Lockheed Martin Corporation
6801 Rockledge Drive MP: CCT-246
Bethesda, MD 20817
Telephone 301-548-2209

November 15, 2017

VIA PRIVATE CARRIER

Mr. James R. Carroll
Program Administrator
Land Restoration Program
Land Management Administration
Maryland Department of the Environment
1800 Washington Boulevard, Suite 625
Baltimore, Maryland 21230

Subject: Transmittal of the Revised Slag-Characterization Report
Lockheed Martin Corporation; Middle River Complex
2323 Eastern Boulevard, Middle River, Baltimore County, Maryland

Dear Mr. Carroll:

Please find enclosed two hard copies with a CD of the above-referenced document. This revised document presents the results of the slag characterization sampling conducted in July 2016 and October 2016 in Blocks D and G at the Lockheed Martin Middle River Complex in Middle River, Maryland. The revisions to this document address comments received from the Maryland Department of the Environment on October 20, 2017.

We respectfully request to receive MDE's approval by December 14, 2017.

Please let me know if you have any questions. My office phone is (301) 548-2209.

Sincerely,

Thomas D. Blackman
Project Lead, Environmental Remediation

cc: (via email without enclosure)
Gary Schold, MDE
Mark Mank, MDE
Christine Kline, Lockheed Martin
Norman Varney, Lockheed Martin
Lynnette Drake, Lockheed Martin
Michael Martin, Tetra Tech
Cannon Silver, CDM Smith

cc: (via mail with CD enclosure)
Jann Richardson, Lockheed Martin

cc: (via RMFT)
Justin Tetlow, MRAS
Scott Heinlein, LMCPI
Christopher Keller, LMCPI

cc: (via mail with enclosure)
Randy Huff, LMCPI
Tom Green, LMCPI
Mike Musheno, LMCPI

Slag-Characterization Report
Lockheed Martin Middle River Complex
2323 Eastern Boulevard
Middle River, Maryland

Prepared for:

Lockheed Martin Corporation

Prepared by:

Tetra Tech, Inc.

November 2017
Rev. 2



Michael Martin, P.G.
Regional Manager

TABLE OF CONTENTS

Section **Page**

ACRONYMS iii

1 INTRODUCTION 1-1

1.1 PURPOSE OF THE CHARACTERIZATION 1-1

1.2 ORGANIZATION 1-2

2 SITE BACKGROUND 2-1

2.1 BLOCK D 2-1

2.2 BLOCK G 2-2

3 INVESTIGATION APPROACH AND METHODOLOGY 3-1

3.1 JULY 2016 SLAG SAMPLING 3-1

3.2 JULY 2016 SAMPLING-DATA ANALYSIS AND VALIDATION 3-2

3.3 OCTOBER 2016 SLAG RE-SAMPLING 3-2

3.4 OCTOBER 2016 SLAG RE-SAMPLING-DATA ANALYSIS AND VALIDATION 3-3

3.5 WASTE MANAGEMENT 3-4

4 SAMPLING RESULTS 4-1

4.1 TOTAL METALS RESULTS 4-1

4.2 SPLP METALS RESULTS 4-8

5 CONCLUSIONS 5-1

6 REFERENCES 6-1

APPENDICES

APPENDIX A—SAMPLING DOCUMENTATION

APPENDIX B—ANALYTICAL LABORATORY REPORT

APPENDIX C—DATA-VALIDATION REPORT

APPENDIX D—THALLIUM TECHNICAL ANALYTICAL ARTICLES

APPENDIX E—RISKED-BASED CONCENTRATIONS

TABLE OF CONTENTS (continued)

LIST OF FIGURES

Page

Figure 1-1 Middle River Complex Location Map 1-3

Figure 1-2 Lockheed Martin Middle River Complex Tax Blocks 1-4

Figure 3-1 Slag Sampling Locations, Blocks D and G 3-5

LIST OF TABLES

Page

Table 4-1 Slag Sampling Results—Metals 4-10

Table 4-2 October 2016 Method 6010C Slag Sampling Results 4-11

Table 4-3 October 2016 Method 6020A Slag Sampling Results 4-13

Table 4-4 Comparison of Method 6010C Slag Sampling Results to Screening Criteria ... 4-15

Table 4-5 Comparison of Method 6020A Slag Sampling Results to Screening Criteria ... 4-16

Table 4-6 Comparison of July 2016 and October 2016 Slag Sampling Results 4-17

Table 4-7 Summary of Cancer Risks and Hazard Indices for COPCs 4-18

Table 4-8 Summary of Cancer Risk and Hazard Indices for Chemicals Present at Background Levels 4-19

Table 4-9 Slag Sampling Results—SPLP 4-20

ACRONYMS

AES	atomic-energy spectroscopy
ATC(s)	anticipated typical concentration(s)
AWQC	ambient water quality criteria
BaPEq	benzo(a)pyrene-equivalents
BTAG	Biological Technical Assistance Group
COPC	chemical(s) of potential concern
EESH	energy, environment, safety, and health
FHA	Federal Highway Administration
HI	hazard index
HQ	hazard quotient
ICP	inductively coupled-plasma
IDW	investigation-derived waste
LMCPI	LMC Properties, Inc.
Lockheed Martin	Lockheed Martin Corporation
MCL	maximum contaminant level
MDE	Maryland Department of the Environment
mg/kg	milligram(s) per kilogram
mg/L	milligram(s) per liter
MRC	Middle River Complex
MS	mass spectrometry
NAE	North American Electric, Inc.
nc	non-cancer
OSWER	Office of Solid Waste and Emergency Response
OTS	Office of Toxic Substances
PMCL	primary maximum-contaminant-level
PPE	personal protective equipment
QA	quality assurance
QC	quality control
RAGS	*Risk Assessment Guidance for Superfund*
RAP	remedial action plan
REC	recognized environmental condition
RSL	regional screening-level
SPLP	synthetic-precipitation leaching procedure

Tetra Tech	Tetra Tech, Inc.
USEPA	United States Environmental Protection Agency

Section 1
Introduction

On behalf of Lockheed Martin Corporation (Lockheed Martin), Tetra Tech Inc. (Tetra Tech) has prepared the following report for the slag characterization sampling conducted in July 2016 and October 2016 in Blocks D and G at the Lockheed Martin Middle River Complex (MRC) in Middle River, Maryland (Figures 1-1 and 1-2).

1.1 PURPOSE OF THE CHARACTERIZATION

While excavating and removing soil at the Middle River Complex, slag-like material was identified below the pavement in Blocks D, D Panhandle, G, and H; slag was also identified on the soil surface in Blocks D and G. Slag from manufacturing steel is commonly recycled and used as an aggregate in road base and parking lot construction. During a site walk in 2015 at Blocks D and G, pieces of the slag-like material were observed on top of the asphalt and mixed in with deteriorated asphalt and gravel coated surfaces. Since industrial risk-based soil remedies have recently been completed for Blocks D, G and H, the purpose of this characterization is to confirm that leaving the slag in place will not result in adverse health risks to current and future industrial workers. Note that the Block D Panhandle has been remediated to be acceptable (according to regulations) for future recreational use. Pavement was removed from the northern portion of the site as part of the soil remedial action (Tetra Tech, 2016a), as were the slag materials directly beneath the pavement; therefore, Block D Panhandle is not included in this assessment. Block H was also excluded from this assessment because it is currently in use as a parking lot by facility personnel. The slag observed in Block H was similar in nature to the slag found in Blocks D and G. Blocks D and G were the focus of the assessment because these blocks are easily accessible and slag is visible on the top of the surface

1.2 ORGANIZATION

This report is organized as follows:

Section 1—Introduction: Presents the background and organization of the construction completion report.

Section 2— Site Background: Briefly describes Block D and Block G and refers readers to more detailed information presented in the remedial action plans (RAPs).

Section 3— Investigation Approach and Methodology: Presents the technical approaches to field sampling and data management, and describes the field methodologies employed.

Section 4— Sampling Results: Describes the sampling results and presents the findings of the risk screening.

Section 5— Conclusion and Recommendations: Presents the investigation conclusions and makes recommendations for the next step in handling the slag-like material.

Section 6—References: Lists references and citations used in compiling this report.



Aerial photograph provided by ESRI's ArcGIS Online World Imagery map service (© 2013 ESRI and its data suppliers).

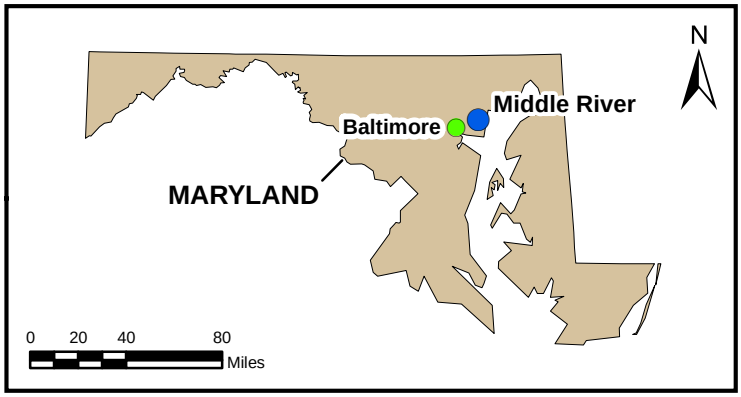

FIGURE 1-1

MIDDLE RIVER COMPLEX LOCATION MAP

Lockheed Martin, Martin State Airport
Middle River, Maryland

DATE MODIFIED:	CREATED BY:
11/09/15	JEE

TETRA TECH

Map Document: (P:\GIS\Middle_River\MapDocs\MXD\mrc_sitemap_jun2014.mxd)
11/09/15 -- JEE

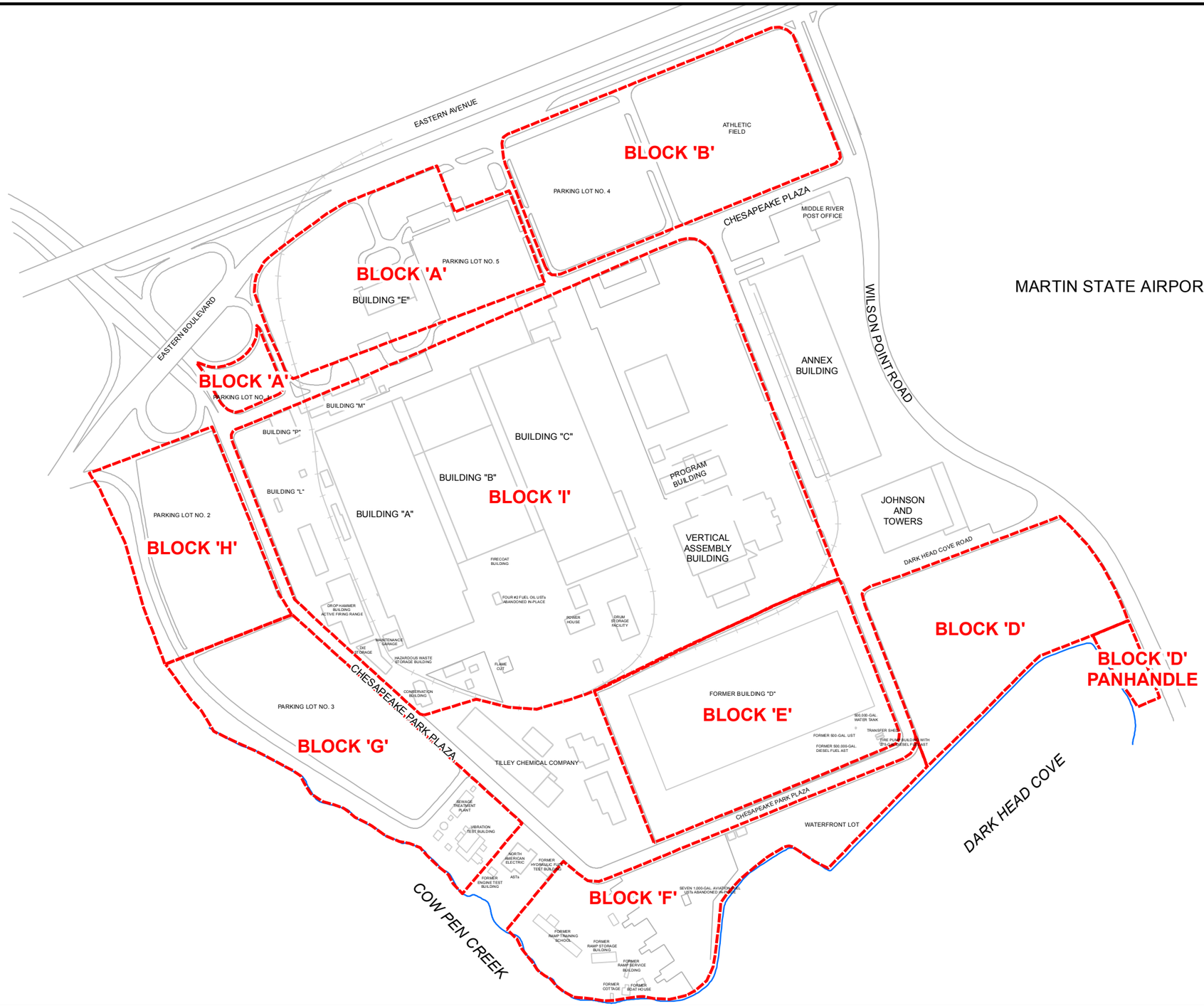

MARTIN STATE AIRPORT

FIGURE 1-2

LOCKHEED MARTIN
MIDDLE RIVER COMPLEX
TAX BLOCKS

LEGEND

- TAX BLOCK
- STRUCTURE
- RAILROAD TRACKS

Lockheed Martin Middle River Complex
Middle River, Maryland

0 200 400 Feet

N

DATE MODIFIED: 6/20/13

CREATED BY: MP

TETRA TECH

Map Document: (K:\GProject\middle_river\Maps\MRC Tax Blocks_091911.mxd)

Section 2
Site Background

In 1929, the Glenn L. Martin Company, a predecessor entity of Lockheed Martin Corporation (Lockheed Martin), acquired contiguous parcels of undeveloped land in Middle River, Maryland to manufacture aircraft for the United States government and commercial clients. In the early 1960s, Glenn L. Martin Company merged with American Marietta Company to form Martin Marietta Corporation. In 1995, Martin Marietta Corporation merged with Lockheed Corporation to form Lockheed Martin, in turn focusing its on-site operations at Middle River Complex (MRC) on equipment construction and testing for the United States government and commercial clients. Shortly after the merger, General Electric Company acquired most of Lockheed Martin's aeronautical business in Middle River; operations subsequently have been conducted by General Electric Company subsidiary MRA Systems, Inc., known as Middle River Aircraft Systems.

The MRC is part of the Chesapeake Industrial Park at 2323 Eastern Boulevard in Middle River, Maryland, approximately 11.5 miles northeast of downtown Baltimore. The MRC comprises several tax blocks and covers approximately 161 acres; it includes 12 main buildings, an active industrial area and yard, perimeter parking lots, an athletic field, vacant lots, and numerous grassy green spaces along its perimeter. The MRC is bounded by Eastern Boulevard (Route 150) to the north, Dark Head Cove to the south, Cow Pen Creek to the west, and Martin State Airport to the east. A heavily vegetated area with brush and trees is west of the perimeter road (between the parking area and Cow Pen Creek). The MRC contains an active industrial facility (Block I) and external Blocks A, B, D, D Panhandle, E, F, G, and H surrounding Block I (Figure 1-2). LMC Properties, Inc. (LMCPI) owns the MRC and periodically leases space to other parties for storage and parking.

2.1 BLOCK D

Block D consists of 12.78 acres in the southeastern portion of the MRC. Block D has been divided conceptually into two areas: the main parcel of Block D and the Block D Panhandle (a narrow strip

of land southeast of Block D). Remediation of the main area of Block D was to support future industrial land use, while the Panhandle was remediated for recreational use. Block D consists primarily of an asphalt parking lot designated as parking lot No. #6, and a portion of the grassed waterfront lot between parking lot No. #6 and Dark Head Cove. Block D is bounded to the north by Dark Head Cove Road and Johnson and Towers, to the south by Dark Head Cove and the panhandle area, to the east by Wilson Point Road and Martin State Airport, and to the west by Block E.

Parking lot No. #6 is surrounded by a chain-link fence. Locked gates along Dark Head Cove Road, Chesapeake Park Plaza, and from the Block D portion of the waterfront lot restrict access solely to authorized personnel. A soil remedial action was completed in Block D in January 2016 to remove soil impacted by benzo(a)pyrene-equivalents (BaPEq) and to repair a drainage pipe in the corner of Block D and the Block D Panhandle. Details of the soil remedial action, storm-drain repair, and the attainment of remedial action goals are detailed in the state-approved *Block D Construction Completion Report* (Tetra Tech, 2016b).

2.2 BLOCK G

Block G occupies approximately 13.46 acres in the southwestern portion of the MRC. Block G is bounded to the north by parking lot No. #2 (Block H), to the east by Chesapeake Park Plaza, to the south by North American Electric, Inc. (NAE), and to the west by Cow Pen Creek. Two recognized environmental conditions (RECs) in Block G were identified during a 2004 historical investigation (Tetra Tech, 2004), including REC #11 (former sewage treatment plant/wind-tunnel test building/vibration-test building) and REC #12 (southern portion of parking lot No. #3). The remaining portion of parking lot No. #3 is also inside Block G.

REC #11 includes the former sewage treatment plant, the former locations of five other structures (the wind-tunnel test building, the vibration-test building, an unidentified structure near the sewage treatment plant, and the hydraulic- and fuel-test buildings), and two reported fuel-oil underground storage tanks immediately west of the test buildings. Except for storm-drain outfalls and the foundations of the former test buildings, no structures now stand on REC #11. The former sewage treatment-plant foundations have been mostly removed, but the former building's footprint is evident in a 1986 aerial photograph, judging from variations in grass color.

REC #11 is now an open, grassy area between Chesapeake Park Plaza and Cow Pen Creek, with some remnants of building slab foundations. Soil remediation was completed in 2016. Some old foundations were removed during an investigation for transformers and underground storage tanks. Transformer pieces were found and removed, and one 10,000-gallon underground storage tank was removed in March 2016. A reported second tank was not found during site remediation.

A chain-link fence along the northern and eastern perimeters prohibits unauthorized access; however, the area is unsecured along its southern perimeter, which is shared with NAE. NAE has a gate that serves as a secure perimeter when closed during nonbusiness hours. A locked gate along Chesapeake Park Plaza provides vehicle access to the area. REC #11 contains a groundwater-well network for a groundwater remediation system. A soil remedial action was completed in Block G in January 2016 to remove soil impacted by BaPEq and arsenic and to remove a 10,000-gallon underground storage tank, in accordance with the Maryland Department of the Environment Oil Control Program. The remedial action also investigated the presence of buried transformers. Details of the soil remedial action, UST removal, and transformer investigation are in the state-approved *Block G Construction Completion Report* (Tetra Tech, 2016c).

This page intentionally left blank.

Section 3
Investigation Approach and Methodology

The following sections describe how the slag characterization was implemented.

3.1 JULY 2016 SLAG SAMPLING

Six slag samples were collected from Blocks D and G (three samples each) in July 2016 following utility clearance. Figure 3-1 shows the slag-sampling locations. Targeted areas include areas only in Blocks D and G that have not been previously remediated (localized soil excavations). Previously identified areas with slag near the surface were probed with a skid steer to locate slag. The skid steer was used to scrape, break apart, and lift existing asphalt (highly weathered in some areas) into manageable pieces; those pieces were then flipped over and the ground directly underneath the asphalt was investigated for slag. Slag was collected from an average depth of two inches below grade, as most of the slag pieces were directly under the asphalt layer. Slag at the surface was avoided, because it might have been exposed to other external contamination sources.

Representative small particles of slag material were collected to avoid the need to pulverize the material in the laboratory before digestion and leaching of metals. TestAmerica had indicated before the study that total metals analyses can be performed by digesting 1–2 grams of unpulverized material, so the field sampler selected pieces of slag small enough to meet the weight criterion of the analysis without further processing. A portable scale was used to weigh the selected sample material in the field before it was delivered to the laboratory. Additional volume above the minimum requirement was provided to ensure that the laboratory had the correct volume of slag material needed for the analysis.

Larger pieces of slag can be analyzed via the synthetic-precipitation leaching procedure (SPLP), although the method (Method 1312) used specifies a smaller particle size. Slag material submitted for SPLP analysis was golf-ball-sized or smaller. Since smaller particles were also needed to

determine total metals content in slag (as discussed above), smaller sized material was also collected for this test. Pertinent information for all samples (i.e., slag sample identification, sample collection time, etc.) was recorded on the sample log sheets in Appendix A.

Slag material from the six designated sampling areas was collected and immediately placed in the appropriate sample containers. Sample jars were labeled and put on ice pending delivery to the analytical laboratory (TestAmerica). Samples were sent via a TestAmerica courier at the end of the sampling day. After slag sampling was complete, each area was regraded with the skid steer to be flush with the existing ground surface.

3.2 JULY 2016 SAMPLING-DATA ANALYSIS AND VALIDATION

Slag samples were digested for total metals by an off-site state-accredited laboratory using United States Environmental Protection Agency (USEPA) Method 3050B. In addition, the slag samples underwent the synthetic-precipitation leaching procedure USEPA Method 1312. Total metals in the digestate and leachate were analyzed using USEPA Method 6010C, an inductively coupled-plasma-atomic-energy spectroscopy (ICP-AES) method.

All analytical data associated with this sampling was thoroughly checked for quality and usability by qualified chemists. All data provided by the laboratory were validated for all quality assurance/quality control (QA/QC) parameters, including accuracy, precision, completeness, and comparability, in accordance with USEPA's *National Functional Guidelines for Inorganic Data Review* (USEPA, 2016). Oversight of laboratory QA/QC was as proactive as possible, to ensure that valid data were produced during sampling. Methodology, method compliance, and any corrective actions performed were evaluated. An independent chemist validated the analytical data, per USEPA protocols. In accordance with USEPA guidance, all data were validated for all QA/QC parameters, including accuracy, precision, completeness, and comparability. Chain-of-custody documentation is in Appendix A. Laboratory and data-validation reports are in Appendices B and C, respectively.

3.3 OCTOBER 2016 SLAG RE-SAMPLING

High concentrations of thallium were detected in the July 2016 slag samples analyzed by USEPA Method 6010C (ICP-AES). Although the ICP-AES method lists thallium as a target analyte, the scientific literature indicates that false detections have been noted in some studies due to matrix

interferences when using this method, and cite a USEPA Office of Technical Standards (OTS) Alert (USEPA, 2001a) that estimates that environmental data reported using ICP-AES has a false positive rate for thallium of 99.9% and for arsenic of 25% to 50% (Chapnick et al. 2010) and (Rago and Breland, 2011). While the analytical data was validated in accordance with the protocol detailed in Section 3.2 and no qualification of the data was recommended, a matrix spike/matrix spike duplicate QA/QC analysis was not requested of the laboratory for the slag samples. The matrix spike/matrix-spike duplicate could possibly have identified matrix interferences. The USEPA OTS recommends the use of Method 6020B: Inductively coupled plasma–mass spectrometry (ICP-MS) for thallium analysis to significantly reduce matrix interferences.

Using a different analytical method when matrix interferences are suspected is consistent with USEPA protocol as described in an Office of Solid Waste and Emergency Response (OSWER) position paper (USEPA, 2001b). "(US)EPA policy in the waste programs is that analyses are required to "get the right answer" as demonstrated by quality assurance mechanisms. If an acceptance method cannot "get the right answer" due to analytical difficulties with the matrix, etc., selection of a different method or modification of a method is required." Therefore, four additional slag samples (two in each block) (BLD-SLAG4, BLD-SLAG5, BLG-SLAG4, and BLG-SLAG5) (Figure 3-1) were collected in October 2016 to determine if the thallium concentrations were false positives or true detections by analyzing samples using both analytical methods. The October 2016 slag samples were collected using the same sampling methodology as was used for the July 2016 samples. Section 4.1 details how false positives for thallium are detected and presents the slag-sampling results for Blocks D and G.

3.4 OCTOBER 2016 SLAG RE-SAMPLING-DATA ANALYSIS AND VALIDATION

All slag samples were digested for total metals by an off-site state-accredited laboratory using USEPA Method 3050B. The slag samples also underwent the synthetic-precipitation leaching procedure via USEPA Method 1312. Total metals in the digestate and leachate were analyzed by both USEPA Method 6010C (ICP-AES) and USEPA Method 6020A (ICP-mass spectrometry (MS); the latter method is less likely to present false positives of thallium. Section 4 compares USEPA Methods 6010C (ICP-AES) and 6020A (ICP-MS). All analytical data associated with this sampling was thoroughly checked for quality and usability by qualified chemists and validated as described in Section 3.3. A matrix spike/matrix spike duplicate (MS/MSD) was requested for these

samples for both analytical methods. The laboratory was also made aware of our findings that our previous results were suspected of being false positives. Chain-of-custody documentation is in Appendix A. Laboratory and data-validation reports are in Appendices B and C, respectively

3.5 WASTE MANAGEMENT

Personal protective equipment (PPE) was the only investigation-derived waste (IDW) generated during the slag characterization. The PPE IDW was brushed off, placed in trash bags, and disposed of in a facility trash receptacle designated by Lockheed Martin personnel.



FIGURE 3-1

SLAG SAMPLING LOCATIONS, BLOCKS D AND G MIDDLE RIVER COMPLEX

LEGEND

- SLAG SAMPLE LOCATION (BLOCK D)
- SLAG SAMPLE LOCATION (BLOCK G)
- EXCAVATION AREA
- TAX BLOCK

AERIAL PHOTOGRAPH COURTESY OF U.S. GEOLOGIC SURVEY.

Lockheed Martin Middle River Complex
Middle River, Maryland

0 225 450 Feet

N

DATE MODIFIED: 11/02/16

CREATED BY: JEE

TETRA TECH

Map Document: (P:\GIS\Middle_River\MapDocs\MXD\mrc_slag_samplocs_apr2016.mxd)
11/02/16 -- JEE

Section 4
Sampling Results

The following sections present analytical results for the slag samples and compare those results to background concentrations and United States Environmental Protection Agency (USEPA) and Maryland Department of the Environment (MDE) human and ecological screening-levels or benchmarks. As indicated in Section 3, samples were collected in July and October 2016. The results of both sampling events and the technical reasons for the re-sampling/re-analysis in October 2016 are presented in the following narrative.

4.1 TOTAL METALS RESULTS

Six slag samples were collected from Blocks D and G (three samples from each block) in July 2016. Total metals results for these slag samples are compared to the June 2017 USEPA regional screening-levels (RSL) for industrial-worker exposures to soil, MDE cleanup standards for nonresidential soil, and MDE anticipated typical concentrations (ATC) for eastern Maryland soil are in Table 4-1. (Note that ATC values are used as points of comparison, because MRC-specific background soil concentrations are unavailable.)

The RSLs are based on a cancer risk of 1×10^{-6} (i.e., a one in a million probability of developing cancer) for carcinogens and/or hazard indices (HI) of 1 and 0.1 for noncarcinogens. The MDE nonresidential cleanup standards are based on a cancer risk of 1×10^{-6} for carcinogens and a hazard index (HI) of 0.1 for noncarcinogens. The ATC represents a natural (non-anthropogenic) background concentration that can be used as a cleanup standard when MDE cleanup standards are less than naturally occurring background levels. The minimum and maximum detected concentrations and the 95% upper confidence limit (UCL) for each compound are also in Table 4-1. It should be noted that, because of the small size of the dataset, the 95% UCL is added as a point of reference only.

All target analytes for the project were detected in the slag samples, except for mercury (i.e., 22 out of 23 metals were detected). As summarized in Table 4-1, analytical results were reviewed to

determine if any chemicals of *potential* concern (COPC) were present. As a first step in the COPC selection process, maximum detected concentrations were compared to background levels (ATCs). Per USEPA's *Risk Assessment Guidance for Superfund* (RAGS) Part A, if inorganic chemicals are present at a site at naturally occurring levels, they can be eliminated from a quantitative risk assessment. Concentrations of antimony, arsenic, cadmium, cobalt, iron, lead, nickel, selenium, silver, and zinc are less than all MDE ATCs for eastern soils (see Table 4-1). These 10 metals were therefore excluded from further risk evaluation.

Calcium, magnesium, potassium, and sodium results exceed the MDE ATC. However, these chemicals are essential nutrients, so no RSL or MDE nonresidential cleanup standards have been set for these chemicals. As per RAGS Part A, these four essential nutrients were also excluded from further risk evaluation.

The next step in selecting COPC is to compare the analytical results to risk-based screening levels. The maximum detected concentrations of aluminum, barium, beryllium, copper, and chromium (as trivalent chromium) are all less than MDE nonresidential cleanup-standards for soil and USEPA RSLs for industrial soils, based on a target hazard index of 0.1. Although greater than the MDE standard, the maximum detected concentration of vanadium is also less than the EPA RSL, based on an HI of 0.1. Therefore, each of these metals is eliminated from further risk evaluation.

Chromium was analyzed as total chromium and no speciation was performed. Assuming chromium is present in the hexavalent state, three of six detections, and the 95% UCL, exceed the RSL set at the 1×10^{-6} cancer-risk level. A risk assessment assuming that the slag was a "soil-like" material, and that a typical industrial worker would be routinely exposed to that material, determined that neither the estimated cancer risk for chromium nor the cumulative cancer risk for all COPCs would exceed the MDE cumulative cancer-risk benchmark of 1×10^{-5} (i.e., a one in 100,000 probability of developing cancer; see discussion below). (Assuming that the slag [a solid, rock material] is a "soil-like" material is a very conservative assumption and likely over estimates the potential for actual exposure to COPCs.) All chromium concentrations are less than the RSL for trivalent chromium (1,800,000 mg/kg).

Manganese concentrations in three samples (8,100, 3,600, and 2,200 mg/kg) exceed the MDE nonresidential cleanup standard and ATC (background value). Reported results for two samples exceed the RSL based on an HI of 0.1. However, all manganese concentrations are less than the

RSL based on a HI of 1. A risk assessment assuming that an industrial worker would be exposed to all the metal COPCs detected in slag (except for thallium; see below), and assuming that slag is a "soil-like" medium, determined that the total HI for all metals would not exceed the MDE cumulative risk benchmark of 1 for noncarcinogens (see discussion below).

Thallium concentrations in four of six samples exceed the MDE nonresidential-soil cleanup standard and the ATC (background value). Reported results for two samples exceed the RSL based on an HI of 1, and all concentrations exceed the RSL based on a HI of 0.1. As detailed in Section 3, these July 2016 results were generated using USEPA Method 6010C (inductively coupled-plasma [ICP] atomic-energy spectroscopy [AES]). This method lists thallium as a target analyte, and it has been used as a standard method for metals analysis in numerous environmental investigations over many decades. However, the scientific literature indicates that false detections (due to matrix/elemental interferences, for example) have been noted in *some* studies using this method. (Example technical articles are in Appendix D.)

The slag composition is complex, and this might have additionally complicated the Method 6010B analysis. For example, SW-846 Method 6010B states that aluminum interferes with thallium (USEPA, 1996) and steel slag is typically composed of 1-3% aluminum or 10,000 to 30,000 mg/kg (Federal Highway Administration [FHA], 2016). These aluminum concentrations were verified in the site-specific slag samples where aluminum ranged from 8,700 milligrams per kilogram (mg/kg) to 23,000 mg/kg. Furthermore, the data packages produced by the analytical laboratory indicate that some July 2016 samples were diluted by 5× or 20× before analysis due to matrix issues; that dilution could have magnified the reported false positive analytical results. For example, the maximum detected thallium concentration of 31 mg/kg was only slightly above the reporting limit of 30 mg/kg based on a 20x dilution. In general, there is a higher degree of uncertainty associated with sample results just above the reporting limit. This uncertainty is increased even further when multiplied by a 20x dilution factor. Re-analysis of the July 2016 slag material by the ICP-MS method was not possible (no residual sample material was available); however, the Lockheed Martin project team elected in October 2016 to collect additional slag samples to be analyzed using *both* USEPA Method 6010C (ICP-AES) and USEPA Method 6020A (ICP-mass spectrometry [MS]). Though every analytical method has its limitations, false thallium detections are considered less likely using Method 6020A (AES-MS) because of the specificity of the MS detector.

As discussed in Section 3, the slag was resampled in October 2016. Samples were collected from the following four July 2016 locations:

July 2016 sampling location	October 2016 sampling location
BLD-SLAG1	BLD-SLAG4
BLD-SLAG2	BLD-SLAG5
BLG-SLAG3	BLG-SLAG4
BLG-SLAG2	BLG-SLAG5

To understand the variability of metals concentrations in the slag material, three sample aliquots were taken from each slag sample. Consequently, 12 slag samples were analyzed using both USEPA Methods 6010C and 6020A. A matrix spike/ matrix spike duplicate was requested for one of the slag samples to assess potential interferences. As with the original July 2016 samples, all data provided by the laboratory were validated for all quality assurance/quality control (QA/QC) parameters, in accordance with USEPA's *National Functional Guidelines for Inorganic Data Review* (USEPA, 2016). Chain-of-custody documentation is in Appendix A. Laboratory and data-validation reports are in Appendices B and C, respectively.

Tables 4-2 and 4-3 present the results for the October 2016 samples analyzed using Methods 6010C and 6020A, respectively. A comparison of the Methods 6010C and 6020A sampling results to screening criteria is in Tables 4-4 and 4-5, respectively. Table 4-6 compares the July 2016 (Method 6010C) sampling results to the October 2016 results analyzed by Methods 6010C and 6020A.

The October 2016 sampling results are generally comparable to the July 2016 results, except for thallium. Chromium concentrations exceed the USEPA RSL for hexavalent chromium in both the July and October 2016 sampling results. Similarly, manganese concentrations exceed the MDE cleanup standard for nonresidential soil and the USEPA RSL based on an HQ of 0.1.

Using the COPC selection protocol presented above for the July 2016 samples, chromium and manganese would still be considered COPC. However, concentrations of thallium in the samples analyzed by Method 6010C and Method 6020A are less than the MDE ATC, the MDE nonresidential-soil cleanup standards, and the USEPA RSLs. Thallium would not be considered a COPC based on the October 2016 sampling results. As presented in Appendix C, all QA/QC was

acceptable for thallium for the October sampling round, including the matrix spike/matrix-spike duplicate results, indicating that interferences were not an issue.

Thallium results reported for the October 2016 samples (Methods 6010C *and* 6020A) are less than those reported for July 2016 samples (Method 6010C), by at least one order of magnitude (i.e., a factor of 10). Additionally as shown below, thallium results for samples analyzed by Method 6020A are less than those analyzed by Method 6010C, by at least one order of magnitude.

October 2016 thallium results		
Samples	**Method 6010C**	**Method 6020A**
BLD-SLAG4-100416 (1)	1.1*J*	0.014*U*
BLD-SLAG4-100416 (2)	0.68*J*	0.015*U*
BLD-SLAG4-100416 (3)	0.59*J*	0.016*U*
BLD-SLAG5-100416 (1)	0.26*U*	0.019*U*
BLD-SLAG5-100416 (2)	0.21*U*	0.015*U*
BLD-SLAG5-100416 (3)	0.28*J*	0.017*U*
BLG-SLAG4-100416 (1)	0.52*U*	0.021*J*
BLG-SLAG4-100416 (2)	0.79*J*	0.031*J*
BLG-SLAG4-100416 (3)	1.2*J*	0.017*U*
BLG-SLAG5-100416 (1)	0.44*J*	0.017*U*
BLG-SLAG5-100416 (2)	0.5*J*	0.018*U*
BLG-SLAG5-100416 (3)	0.54*U*	0.016*U*

These comparisons suggest that, for the slag samples analyzed in this study: (1) the Method 6010C thallium data reported herein are likely false positives or biased high results, and (2) Method 6020A is the more appropriate method for analysis of thallium in slag samples.

Risks incurred by an industrial worker encountering these materials (assuming direct-contact exposure) are expected to be less than MDE risk-management benchmarks, based on the preceding comparisons of detected concentrations to soil screening-levels and background values, and because the slag material is more “rock-like” than “soil-like.” This conclusion is supported by the simple risk-ratio analysis (Table 4-7) of the two metals selected as COPC (manganese and chromium), based on data from both sampling events. As detailed in the table, the methodology used to calculate the risk estimates is that in the USEPA user’s guide for the RSL tables.

Cancer-risk estimates and hazard indices calculated assuming typical industrial-worker exposure to manganese and chromium do not exceed MDE cumulative risk-management benchmarks. Thallium is not included in Table 4-7, because the October 2016 (Method 6010C) data did not confirm the July 2016 results, and also because thallium is not a COPC (based on October data analyzed via Methods 6010C or 6020A).

The evaluation presented above did not consider chemicals with concentrations less than MDE ATCs for eastern soils. Cancer risks and hazard indices associated with these chemicals are presented in Table 4-8. The cancer-risk of $1x10^{-6}$ and hazard index of 0.09 for industrial exposures to chemicals present at background levels do not exceed MDE cumulative risk-management benchmarks. In addition, the total cancer risk from site-related COPCs and chemicals present at background levels is $6x10^{-6}$, which is less than the MDE cumulative cancer risk benchmark. The total HI is 0.4, which is below the acceptable level of 1. Therefore, the elimination of chemicals presented at background levels does not affect the conclusions of the risk assessment.

While potential risks from exposure to slag by typical industrial workers are within acceptable levels, there are some chemicals (e.g., manganese) which can present hazards to construction workers at concentrations lower than the industrial RSLs. This is because construction workers can be more intensely exposed to soils than a typical industrial worker. Construction worker screening levels were calculated for the nine metals detected at concentrations exceeding the State of Maryland ATCs, using standard USEPA and MDE exposure assumptions, and a site-specific particulate emission factor). Relevant equations and documentation are presented in Appendix E. The maximum detected concentrations reported for these metals are compared to the screening levels in the following table:

Metal	Maximum Detected Concentration (mg/kg)	Construction Worker Screening Level (mg/kg)	Ratio of Maximum Concentration to Screening Level (HI or Cancer Risk Estimate)
Aluminum	23,000	470,000 (non-cancer [nc] based on HI of 1)	0.05 (HI)
Barium	450	74,000 (nc)	0.006 (HI)
Beryllium	3.3	580 (nc) 190,000 (1E-06 cancer risk level)	0.006 (HI) 0.00002 (Cancer Risk Estimate less than 1E-06)
Cadmium	1.8	440 (nc) 260,000 (1E-06 cancer risk level)	0.004 (HI) 0.000006 (Cancer Risk Estimate less than 1E-06)
Copper	110	4,800 (nc)	0.02 (HI)
Chromium	33	36 (1E-06 cancer risk level) 1,300 (nc)	0.9 (Cancer Risk Estimate = [33/36] x 1E-06 = 8E-07) 0.03 (HI)
Manganese	8,100	7,400 (nc)	1 (HI)
Selenium	2.7	2,400 (nc)	0.001 (HI)
Vanadium	150	2,600 (nc)	0.06 (HI)

The maximum detected manganese concentration (8,100 mg/kg) slightly exceeds the construction worker screening level (7,400 mg/kg). Most other reported manganese concentrations are 50% or less than this screening level. The 95% UCL calculated for manganese that is based on the six slag samples collected in July 2016 and the maximum concentration reported for each of the four slag samples collected in October 2016 (four samples collected and analyzed in triplicate using two different methods [i.e., a total of 12 data points]) is 4,450 mg/kg. The HI for the maximum detected manganese concentration (as well as the HI summed for all maximum metals concentrations) equals 1 because USEPA guidance specifies that risk estimates be presented using one significant figure only. The HI for the 95% UCL manganese concentration equals 0.6 (i.e., does not exceed the MDE non-cancer risk management benchmark of 1). Although only one detection in the slag exceeds the calculated screening level, Lockheed Martin Corporation will recognize manganese as a potential chemical of concern (in the Health and Safety Plan and Soil Management Plan) whenever slag is encountered. The manganese concentrations are presented in the table below.

Location	Sample ID	Manganese Concentration (mg/kg)
Block D	BLD-SLAG1-071416	3,600
	BLD-SLAG2-071416	2,200
	BLD-SLAG3-071416	940
Block G	BLG-SLAG1-071416	1,900
	BLG-SLAG2-071416	8,100
	BLG-SLAG3-071416	820
Block D	BLD-SLAG4-100416 (2)	3,800
	BLD-SLAG5-100416 (1)	2,500
Block G	BLG-SLAG4-100416 (3)	4,600
	BLG-SLAG5-100416 (3)	3,700

4.2 SPLP METALS RESULTS

The synthetic-precipitation leaching procedure (SPLP) simulates the process whereby contaminants in slag could potentially leach into underlying groundwater during mildly acidic rain. Since underlying groundwater eventually discharges to nearby surface water bodies, results for slag samples are compared to the USEPA Region 3 Biological Technical Assistance Group (BTAG) marine values, MDE groundwater standards, and USEPA ambient water quality criteria (AWQC) in Table 4-9. Freshwater BTAG and AWQC values are used when marine values are not available. The MDE groundwater-standards default to the USEPA Safe Drinking Water Act primary maximum-contaminant levels (MCL), secondary MCL, or action levels (when available), or to risk-based values if USEPA values are not available. Table 4-9 also includes the tap water RSL for selected chemicals. Arsenic, beryllium, cadmium, chromium, cobalt, copper, lead, mercury, nickel, potassium, silver, and zinc were not detected in the SPLP samples.

Only the maximum detected concentrations for antimony and thallium (0.0061 and 0.0024 milligrams per liter [mg/L], respectively) exceed their respective MDE groundwater standards (0.006 and 0.002 mg/L), which are based on the USEPA primary (health-based) MCLs. All aluminum concentrations and four manganese concentrations exceed the MDE groundwater standards, based on secondary (aesthetic-based) MCL, but these concentrations are less than the tap water RSL. All concentrations of vanadium exceed the MDE groundwater standard (based on

an HI of 0.1), but are also less than the tap water RSL. Note that the groundwater underlying the MRC is not currently used as a domestic (potable) water supply, and MDE is expected to impose formal environmental covenants on these parcels, including prohibiting groundwater use in Blocks D, D Panhandle, F, G, and H when "no further action" letters are issued for soil remediation.

Aluminum, barium, manganese, and vanadium concentrations exceed BTAG and AWQC ecological criteria. However, aquatic receptors are not directly exposed to groundwater. Any groundwater impacted by leachate from slag would be expected to be substantially diluted at the groundwater/surface-water interface. The maximum detected concentration of aluminum (0.67 mg/L) is less than 10 times the ecological screening level (0.087 mg/L). The maximum barium concentration (0.11 mg/L) is less than 30 times the ecological screening level (0.004 mg/L).

Note that the USEPA BTAG value for barium is considered an extremely conservative (i.e., more protective of human health and the environment) benchmark; it reflects the lack of adequate aquatic toxicity information upon which to develop a more accurate criterion. The maximum manganese concentration (0.17 mg/L) is less than two times its ecological screening level (0.12 mg/L), whereas the maximum vanadium concentration (0.06 mg/L) is less than five times its ecological screening level (0.02 mg/L). The above comparisons, and the fact that aquatic receptors do not directly contact groundwater, indicate that concentrations reported for the SPLP samples do not pose a direct-contact risk to workers encountering groundwater, or to aquatic receptors inhabiting the surface waters to which the groundwater discharges.

Table 4-1
Slag Sample Results - Metals
Slag-Characterization Report
Lockheed Martin Middle River Complex
Middle River, Maryland

		Screening Levels				Descriptive Statistics				Sample Location, Identifier, Date, and Results						
Parameter	Maryland Anticipated Typical Concentrations (ATC) for Eastern Soils (1)	USEPA Regional Screening Levels for Industrial Soils 1E-06 Cancer Risk (2)	USEPA Regional Screening Levels for Industrial Soils Target Hazard Quotient = 1 (2)	USEPA RSLs Regional Screening Levels for Industrial Soils Target Hazard Quotient = 0.1 (2)	Maryland Department of the Environment (MDE) Non-Residential Clean-up Standard for Soils (1)	Frequency of Detection	Minimum Detected	Maximum Detected	95% Upper Confidence Limit on the Mean	BLD_SLAG1 BLD-SLAG1-071416 20160714	BLD_SLAG2 BLD-SLAG2-071416 20160714	BLD_SLAG3 BLD-SLAG3-071416 20160714	BLG_SLAG1 BLG-SLAG1-071416 20160714	BLG_SLAG2 BLG-SLAG2-071416 20160714	BLG_SLAG3 BLG-SLAG3-071416 20160714	COMMENTS
METALS (mg/kg)																
ALUMINUM	11,000	Non-carcinogen (n)	1,100,000	110,000*	100,000	6/6	9,900	22,000	20,300	18,000	20,000	9,900	16,000	15,000	22,000	**<Screening Level (SL)**
ANTIMONY	6	n	470	47*	41	1/6	3.3	3.3	NC	3.3	0.36 U	0.42 U	0.47 U	0.36 U	0.36 U	**<SL**
ARSENIC	3.6	3	480	48*	1.9	5/6	0.56 J	2.9 J	2.4	2.9 J	1.2 J	0.56 J	1.9 J	6.2 U	1.2	**>MDE SL; but, < ATC and RSLs**
BARIUM	73	n	220,000	22,000*	20,000	6/6	160	330	285	330	210	250	270	180	160	**<SL**
BERYLLIUM	0.66	6,900	2,300	230*	200	6/6	0.46	3.3	2.9	2.9	3.3	1.9	2.3	1.5	0.46	**<SL**
CADMIUM	0.73	9,300	980	98*	51	6/6	0.055 J	0.4 J	0.33	0.4 J	0.055 J	0.098 J	0.39 J	0.19 J	0.14 J	**<SL**
CALCIUM	1300	NA	NA	NA	NA	6/6	32,000	150,000	126,200	110,000	150,000	77,000	110,000	82,000	32,000	**Essential Nutrient (EN)**
CHROMIUM(3)	28	6.3	3,500	350*	310	6/6	2.1	33	19.9	12	2.9	2.1	3.8	33	7.5	**>RSL; but, <1E-05 Risk-based RSL; Only one detection > ATC. <MDE SL.**
COBALT	11	1,900	350	35*	NA	6/6	0.13 J	8	15.9	1.7	0.2 J	0.13 J	0.33 J	0.31 J	8	**<SL**
COPPER	12	n	47,000	4,700*	4,100	3/6	5.3	110	62.0	13	3.8 U	1.9 U	4.8 U	5.3	110	**<SL**
IRON	15,000	n	820,000	82,000*	72,000	6/6	330	10,000	24,600	9,100	510	330	1,100	1,200	10,000	**<SL**
LEAD	45	NA	800	NA	1,000	6/6	2.7	14	9.6	14	2.7	2.7	7.4	4.3	5.6	**<SL**
MAGNESIUM	1500	NA	NA	NA	NA	6/6	5,400	47,000	34,900	26,000	47,000	18,000	24,000	22,000	5,400	**EN**
MANGANESE	480	n	26,000	2,600*	2,000	6/6	820	8,100	5,200	3,600*	2,200	940	1,900	8,100*	820	**>MDE and RSL HI (0.1) SLs; All detections > ATC; None > RSL HI (1).**
MERCURY	0.51	n	46	4.6*	31	0/6	NA	NA	NA	0.014 U	0.017 U	0.017 U	0.017 U	0.015 U	0.017 U	**Not detected in any sample (ND).**
NICKEL	13	64,000	22,000	2,200*	2,000	2/6	5.1	8.3	6.2	5.1	1.9 U	1.2 U	1.9 U	2 U	8.3	**<SL**
POTASSIUM	720	NA	NA	NA	NA	6/6	190 J	2,500	1,700	1,400	640	190 J	560	2,500	500	**EN**
SELENIUM	2.2	n	5,800	580*	510	4/6	0.67 J	1.5 J	1.5	1.7 U	1.3 J	0.67 J	1.5 J	5.2 U	1.1 J	**<SL**
SILVER	0.94	n	5,800	580*	510	6/6	0.05 J	0.9	0.57	0.34 J	0.25 J	0.068 J	0.28 J	0.9	0.05 J	**<SL**
SODIUM	520	NA	NA	NA	NA	5/6	510	2,100	2,400	820	510	290 U	800	2,100	890	**EN**
THALLIUM	3.9	n	12	1.2*	7.2	6/6	3.1	31	19.9	14*	8.9*	3.8*	7.3*	31*	3.1*	**Most > SLs and ATC; Uncertain toxicity criteria: Slag is not soil.**
VANADIUM	30	n	5,800	580*	100	6/6	1.5	150	420	12	4.5	1.5	3.9	150	89	**> MDE; < RSLs.**
ZINC	63	n	350,000	35,000*	31,000	6/6	4.2	21	17.3	18	4.2	7.6	21	11	11	**<SL**

ATC anticipated typical concentration
J The analyte is considered present in the sample, but the value is estimated and may not meet highest accuracy or precision standards. In this program, samples were qualified with "J" because quantitation was above the method detection limit but below the practical quantitation limit.
A "J" qualifier can also be applied if one or more quality control specifications were not met.
J+ The analyte is considered present in the sample, but the results are likely reported higher than the true value.
MDE Maryland Department of the Environment
mg/kg milligram per kilogram
n non-carcinogen
NA not available
RSL regional screening level
SL screening level
U Not detected; the analyte is considered not detected at the reported value.
USEPA United States Environmental Protection Agency

1) State of Maryland, Department of the Environment, Clean-up Standards for Soil and Groundwater. Interim Final Guidance. June 2008. Update No. 2.1. http://www.mde.maryland.gov/assets/document/Final%20Update%20No%202.1%20dated%205-20-08(1).pdf
2) USEPA Regional Screening Level Tables, June 2017. https://www.epa.gov/risk/regional-screening-levels-rsls.
3) USEPA RSLs for hexavalent chromium are presented. MDE ATC and clean-up standard are for total chromium. The slag would have to be comprised of at least 19 percent hexavalent chromium to exceed the USEPA RSL.

Sample results presented in red font exceed the State of Maryland ATCs.
Sample results highlighted with a gray background exceed the MDE non-residential clean-up standards for soils.
Sample results highlighted with a olive green background exceed the EPA 1E-06 cancer risk level RSL for industrial soils.
Sample results highlighted with a blue background exceed the EPA target hazard quotient of 1 RSL for industrial soils.
Sample results that with an "*" exceed the USEPA target hazard quotient of 0.1 RSL for industrial soils.
In some cases, the cell with the analytical result is highlighted with two colors indicating that two different criteria are exceeded. For example, the thallium result reported for sample BLG_SLAG1 (14 mg/kg) exceeds both MDE residential standard and USEPA industrial RSL. Therefore, the results are highlighted with two background colors (blue and gray).

Table 4-2
October 2016 Method 6010C Slag Sampling Results
Lockheed Martin Middle River Complex
Middle River, Maryland

Location	BLD-SLAG4			BLD-SLAG5		
Sample Sample Date	BLD-SLAG4-100416 (1) 10/4/2016	BLD-SLAG4-100416 (2) 10/4/2016	BLD-SLAG4-100416 (3) 10/4/2016	BLD-SLAG5-100416 (1) 10/4/2016	BLD-SLAG5-100416 (2) 10/4/2016	BLD-SLAG5-100416 (3) 10/4/2016
ALUMINUM	13000 J	13000 J	15000 J	10000 J	11000 J	10000 J
ANTIMONY	0.75 J	0.39 UJ	0.44 J	0.47 UJ	0.49 J	0.44 UJ
ARSENIC	1.5 U	1.7 U	0.82 J	0.81 U	0.72 J	0.75 U
BARIUM	210 J	160 J	200 J	100 J	150 J	190 J
BERYLLIUM	2.1 J	1.9 J	2.4 J	1.6 J	2.2 J	1.4 J
CADMIUM	0.19 J	0.28 J	0.12 J	0.068 J	0.075 J	0.24 J
CALCIUM	88000	90000	95000	57000	56000	44000
CHROMIUM	11 J	8.6 J	3.2 J	5.2 J	5.5 J	6.4 J
COBALT	0.28 J	0.26 J	0.3 J	0.089 J	0.28 J	0.28 J
COPPER	2.7 J	3.6 J	2.8 J	2.1 J	2.5	2.8
IRON	710 J	840 J	850 J	240 J	2900 J	740 J
LEAD	6.3 J-	4.4 J-	3.4 J-	2 J-	1.7 J-	24 J-
MAGNESIUM	19000 J	22000 J	23000 J	17000 J	18000 J	16000 J
MANGANESE	3300	3500	2100	2400	1600	1800
NICKEL	1.7 J	1.7 J	1.4 J	0.72 J	1.6 J	2.2 J
POTASSIUM	1200 J	1200 J	860 J	870 J	660 J	620 J
SELENIUM	1.2 U	1.4 U	0.72 J	0.67 U	0.55 U	0.62 U
SILVER	0.045 UJ	0.051 UJ	0.053 UJ	0.062 UJ	0.051 UJ	0.057 UJ
SODIUM	840 J	950 J	550 J	390 J	520 J	1100 J
THALLIUM	1.1 J	0.68 J	0.59 J	0.26 UJ	0.21 UJ	0.28 J
VANADIUM	14 J	22 J	2 J	3.1 J	2.8 J	20 J
ZINC	15	17	8.1	4.6 J	4.9	16

J = The analyte is considered present in the sample, but the value is estimated and may not meet highest accuracy or precision standards. In this program, samples were qualified with "J" because quantitation was above the method detection limit but below the practical quantitation limit. A "J" qualifier can also be applied if one or more quality control specifications were not met.

J- = The analyte is considered present in the sample, but the results are likely reported lower than the true value.

U = Not detected; the analyte is considered not detected at the reported value.

UJ = The analyte was analyzed for, but not detected. The reported detection limit is approximate and may be inaccurate or imprecise.

Table 4-2
October 2016 Method 6010C Slag Sampling Results
Lockheed Martin Middle River Complex
Middle River, Maryland

	BLG-SLAG4			BLG-SLAG5		
Sample **Sample Date**	**BLG-SLAG4-100416 (1)** **10/4/2016**	**BLG-SLAG4-100416 (2)** **10/4/2016**	**BLG-SLAG4-100416 (3)** **10/4/2016**	**BLG-SLAG5-100416 (1)** **10/4/2016**	**BLG-SLAG5-100416 (2)** **10/4/2016**	**BLG-SLAG5-100416 (3)** **10/4/2016**
ALUMINUM	11000 J	19000 J	16000 J	8700 J	14000 J	13000 J
ANTIMONY	0.42 J	0.42 UJ	0.43 UJ	0.43 UJ	0.45 UJ	0.4 UJ
ARSENIC	1.6 U	1.8 U	1.8 U	0.73 U	1.1 J	1.7 U
BARIUM	110 J	250 J	260 J	140 J	170 J	220 J
BERYLLIUM	1.1 J	1.5 J	1.8 J	0.79 J	2.3 J	1.6 J
CADMIUM	0.096 J	0.5 J	0.38 J	0.2 J	0.21 J	1.6 J
CALCIUM	65000	120000	97000	39000	75000	64000
CHROMIUM	7.1 J	9.6 J	13 J	9.5 J	5.5 J	23 J
COBALT	0.24 J	0.59 J	0.35 J	0.93	0.29 J	2.4
COPPER	1.4 J	4.1 J	3.1 J	7.4	3.3	12
IRON	440 J	1100 J	770 J	3500 J	2100 J	6200 J
LEAD	4 J-	5.8 J-	7.6 J-	4.7 J-	3 J-	9.2 J-
MAGNESIUM	18000 J	24000 J	21000 J	14000 J	22000 J	20000 J
MANGANESE	2200	3900	4400	2200	2300	3300
NICKEL	1.1 J	2.7 J	1.6 J	3 J	1.1 J	4.8
POTASSIUM	990 J	1200 J	1300 J	820 J	690 J	1500 J
SELENIUM	1.4 U	1.5 U	1.5 U	0.6 U	0.64 U	1.4 U
SILVER	0.05 UJ	0.056 UJ	0.057 UJ	0.056 UJ	0.06 UJ	0.052 UJ
SODIUM	1200 J	1500 J	1200 J	1100 J	600 J	880 J
THALLIUM	0.52 UJ	0.79 J	1.2 J	0.44 J	0.5 J	0.54 UJ
VANADIUM	25 J	52 J	47 J	34 J	9.9 J	65 J
ZINC	12	25	28	23	16	65

J = The analyte is considered present in the sample, but the value is estimated and may not meet highest accuracy or precision standards. In this program, samples were qualified with "J" because quantitation was above the method detection limit but below the practical quantitation limit. A "J" qualifier can also be applied if one or more quality control specifications were not met.

J- = The analyte is considered present in the sample, but the results are likely reported lower than the true value.

U = Not detected; the analyte is considered not detected at the reported value.

UJ = The analyte was analyzed for, but not detected. The reported detection limit is approximate and may be inaccurate or imprecise.

Table 4-3
October 2016 Method 6020A Slag Sampling Results
Lockheed Martin Middle River Complex
Middle River, Maryland

Location	BLD-SLAG4			BLD-SLAG5		
Sample Sample Date	BLD-SLAG4-100416 (1) 10/4/2016	BLD-SLAG4-100416 (2) 10/4/2016	BLD-SLAG4-100416 (3) 10/4/2016	BLD-SLAG5-100416 (1) 10/4/2016	BLD-SLAG5-100416 (2) 10/4/2016	BLD-SLAG5-100416 (3) 10/4/2016
ALUMINUM	15000	15000	17000	11000	13000	10000
ANTIMONY	1.5 J	0.71 J	1.1 J	0.32 U	0.82 J	0.22 U
ARSENIC	0.63 J	0.6 J	0.69 J	0.32 J	0.7 J	0.47 J
BARIUM	320 J+	250 J+	300 J+	130 J+	220 J+	260 J+
BERYLLIUM	2.6	2.4	3	1.8	2.5	1.5
CADMIUM	0.21	0.31	0.12 U	0.046 U	0.066 U	0.22
CALCIUM	95000	97000	110000	66000	72000	50000
CHROMIUM	13	10	3.7	5.7	6.6	6.9
COBALT	0.17	0.15 U	0.16 U	0.054 U	0.26	0.18
COPPER	2.5	3	2.4	2.1	2.7	2.9
IRON	890	1100	1100	270	3500	820
LEAD	7.7	4.8	3.4	1.4 J+	1.2 J+	31
MAGNESIUM	23000	26000	27000	18000	20000	16000
MANGANESE	3500	3800	2400	2500	1800	1900
NICKEL	1 J	0.94 J	0.62 J	0.32 U	1.2 J	1.8 J
POTASSIUM	1400 J	1500 J	1000 J	970 J	780 J	680 J
SELENIUM	1.8 J	2 J	2 J	1.1 J	1.5 J	1.5 J
SILVER	0.023 J	0.022 J	0.017 J	0.0045 J	0.013 J	0.016 J
SODIUM	980 J	1100 J	640 J	420 J	850 J	1100 J
THALLIUM	0.014 U	0.015 U	0.016 U	0.019 U	0.015 U	0.017 U
VANADIUM	18 J-	28 J-	3.3 J-	3.7 J-	3.8 J-	23 J-
ZINC	13	15	7.2	4.2	4.7	14

J = The analyte is considered present in the sample, but the value is estimated and may not meet highest accuracy or precision standards. In this program, samples were qualified with "J" because quantitation was above the method detection limit but below the practical quantitation limit. A "J" qualifier can also be applied if one or more quality control specifications were not met.

J+ = The analyte is considered present in the sample, but the results are likely reported higher than the true value.

J- = The analyte is considered present in the sample, but the results are likely reported lower than the true value.

U = Not detected; the analyte is considered not detected at the reported value.

Table 4-3
October 2016 Method 6020A Slag Sampling Results
Lockheed Martin Middle River Complex
Middle River, Maryland

	BLG-SLAG4			BLG-SLAG5		
Sample Sample Date	**BLG-SLAG4-100416 (1) 10/4/2016**	**BLG-SLAG4-100416 (2) 10/4/2016**	**BLG-SLAG4-100416 (3) 10/4/2016**	**BLG-SLAG5-100416 (1) 10/4/2016**	**BLG-SLAG5-100416 (2) 10/4/2016**	**BLG-SLAG5-100416 (3) 10/4/2016**
ALUMINUM	12000	23000	17000	9100	15000	15000
ANTIMONY	0.72 J	0.21 U	0.13 U	0.2 U	0.24 U	0.72 J
ARSENIC	0.43 J	0.84 J	0.7 J	0.64 J	0.73 J	1.3
BARIUM	140 J+	450 J+	370 J+	180 J+	210 J+	330 J+
BERYLLIUM	1.5	1.8	2.1	0.85	2.6	1.9
CADMIUM	0.088 U	0.64	0.38	0.18	0.19	1.8
CALCIUM	65000	130000	100000	43000	90000	79000
CHROMIUM	8	12	14	10	6.1	27
COBALT	0.14 U	0.37	0.18	0.83	0.24	2.1
COPPER	1.7	3.6	2.7	7.6	3.1	12
IRON	500	1400	900	3800	2300	7300
LEAD	4.4	8.2	8.7	5.1	2.6 J+	12
MAGNESIUM	20000	30000	23000	14000	23000	22000
MANGANESE	2200	4300	4600	2400	2600	3700
NICKEL	0.6 J	1.8 J	0.88 J	2.6 J	0.49 J	3.5 J
POTASSIUM	1100 J	1500 J	1500 J	860 J	770 J	1700 J
SELENIUM	1.5 J	2.7 J	1.8 J	1.4 J	1.7 J	2 J
SILVER	0.018 J	0.038 J	0.024 J	0.034 J	0.022 J	0.072 J
SODIUM	1300 J	1800 J	1300 J	1100 J	660 J	980 J
THALLIUM	0.021 J	0.031 J	0.017 U	0.017 U	0.018 U	0.016 U
VANADIUM	29 J-	73 J-	55 J-	39 J-	12 J-	81 J-
ZINC	10	24 J	24	20	15	57

J = The analyte is considered present in the sample, but the value is estimated and may not meet highest accuracy or precision standards. In this program, samples were qualified with "J" because quantitation was above the method detection limit but below the practical quantitation limit. A "J" qualifier can also be applied if one or more quality control specifications were not met.

J+ = The analyte is considered present in the sample, but the results are likely reported higher than the true value.

J- = The analyte is considered present in the sample, but the results are likely reported lower than the true value.

U = Not detected; the analyte is considered not detected at the reported value.

Table 4-4
Comparison of Method 6010C Slag Sampling Results to Screening Criteria
Lockheed Martin Middle River Complex
Middle River, Maryland

Parameter	Descriptive Statistics				Background	Screening Levels				COMMENTS
	Frequency of Detection	Minimum Detected	Maximum Detected	95% Upper Confidence Limit on the Mean	Maryland Anticipated Typical Concentrations (ATC) for Eastern Soils (1)	USEPA Regional Screening Levels for Industrial Soils 1E-06 Cancer Risk (2)	USEPA Regional Screening Levels for Industrial Soils Target Hazard Index = 1 (2)	USEPA Regional Screening Levels for Industrial Soils Target Hazard Index = 0.1 (2)	Maryland Department of the Environment (MDE) Non-Residential Clean-up Standard for Soils (1)	
METALS (mg/kg)										
ALUMINUM	12/12	8,700	19,000	14,300	11,000	Non-carcinogen (n)	1,100,000	110,000	100,000	**< Screening Level (SL)**
ANTIMONY	4/12	0.42	0.75	0.50	6	n	470	47	41	**< SL**
ARSENIC	3/12	0.72	1.1	0.93	3.6	3	480	48	1.9	**< SL**
BARIUM	12/12	100	260	200	73	n	220,000	22,000	20,000	**< SL**
BERYLLIUM	12/12	0.79	2.4	2.0	0.66	6,900	2,300	230	200	**< SL**
CADMIUM	12/12	0.068	1.6	0.62	0.73	9,300	980	98	51	**< SL**
CALCIUM	12/12	39,000	120,000	86,700	1300	NA	NA	NA	NA	**Essential Nutrient (EN)**
CHROMIUM(3)	12/12	3.2	23	11.7	28	6.3	3,500	350	310	**>RSL; but, <1E-05 Risk-based RSL; < MDE ATC; < MDE SL**
COBALT	12/12	0.089	2.4	1.32	11	1,900	350	35	NA	**< SL**
COPPER	12/12	1.4	12	5.9	12	n	47,000	4,700	4,100	**< SL**
IRON	12/12	240	6,200	3,100	15,000	n	820,000	82,000	72,000	**< SL**
LEAD	12/12	1.7	24	10.4	45	NA	800	NA	1,000	**< SL**
MAGNESIUM	12/12	14,000	24,000	21,100	1500	NA	NA	NA	NA	**EN**
MANGANESE	12/12	1600	4,400	3,200	480	n	26,000	2,600	2,000	**>MDE and RSL HI (0.1) SLs; All detections > ATC; None > RSL HI (1).**
NICKEL	12/12	0.72	4.8	2.74	13	64,000	22,000	2,200	2,000	**< SL**
POTASSIUM	12/12	620	1,500	1,100	720	NA	NA	NA	NA	**EN**
SELENIUM	1/12	0.72	0.72	NA	2.2	n	5,800	580	510	**< SL**
SILVER	0/12	ND	ND	ND	0.94	n	5,800	580	510	**Not detected in any sample (ND).**
SODIUM	12/12	390	1,500	1,100	520	NA	NA	NA	NA	**EN**
THALLIUM(4)	8/12	0.28	1.2	0.74	3.9	n	12	1.2	7.2	**< SL**
VANADIUM	12/12	2	65	35.5	30	n	5,800	580	100	**< SL**
ZINC	12/12	4.6	65	27.9	63	n	350,000	35,000	31,000	**< SL**

ATC anticipated typical concentration
MDE Maryland Department of the Environment
mg/kg milligrams per kilogram
n non-cancer risk
NA not available
RSL regional screening level
USEPA United States Environmental Protection Agency

1) State of Maryland, Department of the Environment, Clean-up Standards for Soil and Groundwater. Interim Final Guidance. June 2008. Update No. 2.1. http://www.mde.maryland.gov/assets/document/Final%20Update%20No%202.1%20dated%205-20-08(1).pdf
2) USEPA Regional Screening Level (RSL) Tables, June 2017. https://www.epa.gov/risk/regional-screening-levels-rsls.
3) EPA RSLs for hexavalent chromium are presented. MDE ATC and clean-up standard are for total chromium. The slag would have to be composed of at least 27 percent hexavalent chromium to exceed the EPA RSL.
4) The UCL for thallium combining both rounds of samples would be 12.1 mg/kg. The UCL combining both rounds of data but ignoring the maximum detected concentration would be 5.92 mg/kg.

Screening levels or MDE ATC highlighted with a gray background are exceed by the maximum detected concentration.

Table 4-5
Comparison of Method 6020A Slag Sampling Results to Screening Criteria
Lockheed Martin Middle River Complex
Middle River, Maryland

Parameter	Descriptive Statistics				Background	Screening Levels				COMMENTS
	Frequency of Detection	Minimum Detected	Maximum Detected	95% Upper Confidence Limit on the Mean	Maryland Anticipated Typical Concentrations (ATC) for Eastern Soils (1)	USEPA Regional Screening Levels for Industrial Soils 1E-06 Cancer Risk (2)	USEPA Regional Screening Levels for Industrial Soils Target Hazard Index = 1 (2)	USEPA Regional Screening Levels for Industrial Soils Target Hazard Index = 0.1 (2)	Maryland Department of the Environment (MDE) Non-Residential Clean-up Standard for Soils (1)	
METALS (mg/kg)										
ALUMINUM	12/12	9,100	23,000	16,300	11,000	Non-carcinogen (n)	1,100,000	110,000	100,000	**< Screening Level (SL)**
ANTIMONY	12/12	0.71	1.5	0.78	6	n	470	47	41	**< SL**
ARSENIC	12/12	0.32	1.3	0.80	3.6	3	480	48	1.9	**< SL**
BARIUM	12/12	130	450	310	73	n	220,000	22,000	20,000	**< SL**
BERYLLIUM	12/12	0.85	3	2.4	0.66	6,900	2,300	230	200	**< SL**
CADMIUM	12/12	0.18	1.8	0.96	0.73	9,300	980	98	51	**< SL**
CALCIUM	12/12	43,000	130,000	96,200	1300	NA	NA	NA	NA	**Essential Nutrient (EN**
CHROMIUM(3)	12/12	3.7	27	13.4	28	6.3	3,500	350	310	**>RSL; but, <1E-05 Risk-based RSL; < MDE ATC; < MDE SL**
COBALT	12/12	0.17	2.1	1.2	11	1,900	350	35	NA	**< SL**
COPPER	12/12	1.7	12	7.6	12	n	47,000	4,700	4,100	**< SL**
IRON	12/12	270	7,300	3,600	15,000	n	820,000	82,000	72,000	**< SL**
LEAD	12/12	1.2	31	13.7	45	NA	800	NA	1,000	**< SL**
MAGNESIUM	12/12	14,000	30,000	24,200	1500	NA	NA	NA	NA	**EN**
MANGANESE	12/12	1,800	4,600	3,500	480	n	26,000	2,600	2,000	**>MDE and RSL HI (0.1) SLs; All detections except min > ATC; None > RSL HI (1).**
NICKEL	12/12	0.49	3.5	1.8	13	64,000	22,000	2,200	2,000	**< SL**
POTASSIUM	12/12	680	1,700	1,300	720	NA	NA	NA	NA	**EN**
SELENIUM	12/12	1.1	2.7	2.0	2.2	n	5,800	580	510	**< SL**
SILVER	12/12	0.0045	0.072	0.038	0.94	n	5,800	580	510	**< SL**
SODIUM	12/12	420	1,800	1,200	520	NA	NA	NA	NA	**EN**
THALLIUM	2/12	0.021	0.031	NA	3.9	n	12	1.2	7.2	**< SL**
VANADIUM	12/12	3.3	81	44.5	30	n	5,800	580	100	**< SL**
ZINC	12/12	4.2	57	24.7	63	n	350,000	35,000	31,000	**< SL**

ATC anticipated typical concentration
MDE Maryland Department of the Environment
mg/kg miligrams per kilogram
n non-cancer risk
NA not available
RSL regional screening level
USEPA United States Environmental Protection Agency

1) State of Maryland, Department of the Environment, Clean-up Standards for Soil and Groundwater. Interim Final Guidance. June 2008. Update No. 2.1. http://www.mde.maryland.gov/assets/document/Final%20Update%20No%202.1%20dated%205-20-08(1).pdf
2) USEPA Regional Screening Level (RSL) Tables, June 2017. https://www.epa.gov/risk/regional-screening-levels-rsls.
3) USEPA RSLs for hexavalent chromium are presented. MDE ATC and clean-up standard are for total chromium. The slag would have to be composed of at least 23 percent hexavalent chromium to exceed the EPA RSL.

Screening levels or MDE ATC highlighted with a gray background are exceed by the maximum detected concentration.

Table 4-6
Comparison of July 2016 and Ocotber 2016 Slag Sampling Results
Lockheed Martin Middle River Complex
Middle River, Maryland

Parameter	July 2016				October 2016							
	Method 6010				Method 6010				Method 6020			
	Frequency of Detection	Minimum Detected	Maximum Detected	95% Upper Confidence Limit on the Mean	Frequency of Detection	Minimum Detected	Maximum Detected	95% Upper Confidence Limit on the Mean	Frequency of Detection	Minimum Detected	Maximum Detected	95% Upper Confidence Limit on the Mean
METALS (mg/kg)												
ALUMINUM	6/6	9,900	22,000	20,300	12/12	8,700	19,000	14,300	12/12	9,100	23,000	16,300
ANTIMONY	1/6	3.3	3.3	NC	4/12	0.42	0.75	0.50	12/12	0.71	1.5	0.78
ARSENIC	5/6	0.56 J	2.9 J	2.4	3/12	0.72	1.1	0.93	12/12	0.32	1.3	0.8
BARIUM	6/6	160	330	285	12/12	100	260	200	12/12	130	450	310
BERYLLIUM	6/6	0.46	3.3	2.9	12/12	0.79	2.4	2.0	12/12	0.85	3.0	2.4
CADMIUM	6/6	0.055 J	0.4 J	0.33	12/12	0.068	1.6	0.62	12/12	0.18	1.8	0.96
CALCIUM	6/6	32,000	150,000	126,200	12/12	39,000	120,000	86,700	12/12	43,000	130,000	96,200
CHROMIUM	6/6	2.1	33	19.9	12/12	3.2	23	11.7	12/12	3.7	27	13.4
COBALT	6/6	0.13 J	8	15.9	12/12	0.089	2.4	1.32	12/12	0.17	2.1	1.2
COPPER	3/6	5.3	110	62.0	12/12	1.4	12	5.9	12/12	1.7	12	7.6
IRON	6/6	330	10,000	24,600	12/12	240	6,200	3,100	12/12	270	7,300	3,600
LEAD	6/6	2.7	14	9.6	12/12	1.7	24	10.4	12/12	1.2	31	13.7
MAGNESIUM	6/6	5,400	47,000	34,900	12/12	14,000	24,000	21,100	12/12	14,000	30,000	24,200
MANGANESE	6/6	820	8,100	5,200	12/12	1,600	4,400	3,200	12/12	1,800	4,600	3,500
NICKEL	2/6	5.1	8.3	6.2	12/12	0.72	4.8	2.74	12/12	0.49	3.5	1.8
POTASSIUM	6/6	190 J	2,500	1,700	12/12	620	1,500	1,100	12/12	680	1,700	1,300
SELENIUM	4/6	0.67 J	1.5 J	1.5	1/12	0.72	0.72	NA	12/12	1.1	2.7	2.0
SILVER	6/6	0.05 J	0.9	0.57	0/12	ND	ND	ND	12/12	0.0045	0.072	0.038
SODIUM	5/6	510	2,100	2,400	12/12	390	1,500	1,100	12/12	420	1,800	1,200
THALLIUM	6/6	3.1	31	19.9	8/12	0.28	1.2	0.74	2/12	0.021	0.031	NA
VANADIUM	6/6	1.5	150	420	12/12	2	65	35.5	12/12	3.3	81	44.5
ZINC	6/6	4.2	21	17.3	12/12	4.6	65	27.9	12/12	4.2	57	24.7

Higher of the three maximum detected results are highlighted.

J = The analyte is considered present in the sample, but the value is estimated and may not meet highest accuracy or precision standards. In this program, samples were qualified because quantitation was above the method detection limit but below the practical quantitation limit. A “J” qualifier can also be applied if one or more quality control specifications were not met.

Table 4-7
Summary of Cancer Risks and Hazard Indices for COPCs
Slag-Characterization Report
Lockheed Martin Middle River Complex
Middle River, Maryland

Chemical	Incremental Lifetime Carcinogenic Risk (ILCR)			Estimated Non-Carcinogenic Hazard Quotient (HQ)		
	Exposure Point Concentration[(1)]	Industrial Screening Level[(2)]	Estimated ILCR	Primary Target Organ	Industrial Screening Level[(2)]	Estimated HQ
Chromium[(3)]	33	6.3	5E-06	Respiratory	3,500	0.009
Manganese	8,100	NA	NA	Nervous	26,000	0.3
	Total Cancer Risk		**5E-06**		**Total HI**	**0.3**

ILCRs and HQs were calculated using a simple risk ratio technique which divides the exposure point concentration by the USEPA RSL for industrial exposures to soil and multiplying by the target risk level. For example the ICLR for chromium was calculated by 33/6.3 x $1\times10^{6} = 5\times10^{-6}$. The HI for manganese was calculated by 8,100/26,000 x 1 = 0.3

All units are in milligrams per kilogram (mg/kg).

HI - hazard index

HQ - hazard quotient

ILCR- incremental lifetime cancer risk

NA - Not applicable

RSL - regional screening level

UCL - upper confidence limit

USEPA - United States Environmental Protection Agency

1 - Exposure point concentration is the maximum detected concentration. The highest of the July Method 6010C, October Method 6010C, and October Method 6020A is presented.

2 - USEPA RSLs for Chemical Contaminants at Superfund Sites, June 2017. The noncarcinogenic values correspond to a target hazard quotient of 1. Carcinogenic values represent an incremental cancer risk of $1x10^{-6.}$

3 - Chromium is evaluated as hexavalent chromium.

Table 4-8
Summary of Cancer Risks and Hazard Indices For Chemicals Present at Background Levels
Slag-Characterization Report
Lockheed Martin Middle River Complex
Middle River, Maryland

Chemical	Incremental Lifetime Carcinogenic Risk (ILCR)			Estimated Non-Carcinogenic Hazard Quotient (HQ)		
	Exposure Point Concentration[(1)]	Industrial Screening Level[(2)]	Estimated ILCR	Primary Target Organ	Industrial Screening Level[(2)]	Estimated HQ
Antimony	3.3	NA	-	Hematologic	470	0.007
Arsenic	2.9	3	1E-06	Cardiovascular, Dermal	480	0.006
Cadmium	1.8	9,300	2E-10	Urinary	980	0.002
Cobalt	8	1,900	4E-09	Endocrine	350	0.02
Iron	10,000	NA	-	Gastrointestinal	820,000	0.01
Lead	31	NA	-	NA	800	0.04
Nickel	8.3	64,000	1E-10	Body Weight	22,000	0.0004
Selenium	2.7	NA	-	Nervous, Hematologic, Dermal	5,800	0.0005
Silver	0.9	NA	-	Dermal	5,800	0.0002
Zinc	65	NA	-	Immune, Hematologic	35,000	0.002
		Total ILCR	**1E-06**		**Total HI**	**0.05**

ILCRs and HQs were calculated using a simple risk ratio technique which divides the exposure point concentration by the USEPA RSL for industrial exposures to soil and multiplying by the target risk level. For example the ICLR for arsenic was calculated by 2.9/3 x 1×10^{6} = 1×10^{-6}. The HI for arsenic was calculated by 3/480 x 1 = 0.006.
All units are in milligrams per kilogram (mg/kg).
HI - hazard index
HQ - hazard quotient
ILCR- incremental lifetime cancer risk
NA - Not applicable
RSL - regional screening level
UCL - upper confidence limit
USEPA - United States Environmental Protection Agency

1 - Exposure point concentration is the maximum detected concentration. The highest of the July Method 6010C, October Method 6010C, and October Method 6020A is presented.
2 - USEPA RSLs for Chemical Contaminants at Superfund Sites, June 2017. The noncarcinogenic values correspond to a target hazard quotient of 1. Carcinogenic values represent an incremental cancer risk of $1x10^{-6.}$

Table 4-9
Slag Sampling Results - SPLP
Slag-Characterization Report
Lockheed Martin Middle River Complex
Middle River, Maryland

	Screening Levels			Descriptive Statistics			Sample Location, Identifier, Date, and Results						
Parameter	**USEPA REGION 3 Biological Technical Assistance Group (BTAG) Marine Values (unless noted) (1)**	**MDE Groundwater Standards (Default to Primary/Secondary Maximum Contaminant Levels [PMCL/SMCL] or Action Levels) (2)**	**Ambient Water Quality Criteria (AWQC) Marine Values (unless noted) (3)**	**Minimum Detected**	**Maximum Detected**	**95% Upper Confidence Limit on the Mean**	**BLD_SLAG1**	**BLD_SLAG2**	**BLD_SLAG3**	**BLG_SLAG1**	**BLG_SLAG2**	**BLG_SLAG3**	**COMMENTS**
Synthetic precipitation leachate procedure (SPLP) METALS (mg/L)													
ALUMINUM	0.087 (freshwater)	0.05 (SMCL)	0.087 (freshwater)	0.2	0.67	0.58	0.2	0.4	0.2	0.37	0.67	0.62	**>Secondary MCL (SMCL); but, < tap-water RSL (20 mg/L). <10X Ecological SL.**
ANTIMONY	0.5	0.006 (PMCL)	NA	0.0046 J	0.0061 J	0.0056	0.0048 J	0.0061 J	0.0046 J	0.0031 U	0.0056 J	0.0031 U	**Minor exceedance of MCL. 95% UCL does not exceed MCL.**
BARIUM	0.004 (freshwater)	2 (PMCL)	NA	0.0091 J	0.11 J	0.12	0.036 J	0.017 J	0.11 J	0.0091 J	0.025 J	0.02 J	**<30X Ecological SL. Uncertain toxicity criteria.**
CALCIUM	NA	NA	NA	8.9	29	20.4	15	11	29	9.5	12	8.9	**EN**
IRON	0.3 (freshwater)	0.3 (SMCL)	1 (freshwater)	0.049 J	0.18 J	0.17	0.049 J	0.18 J	0.025 U	0.076 J	0.18 J	0.17 J	**<SLs**
MAGNESIUM	NA	NA	NA	0.95 J	2.3 J	2.2	1.8 J	2.3 J	0.95 J	1.7 J	2.3 J	1.8 J	**EN**
MANGANESE	0.12 (freshwater)	0.05 (SMCL)	NA	0.024	0.17	0.14	0.043	0.16	0.024	0.063	0.17	0.087	**>SMCL; but, < tap-water RSL (0.43 mg/L). <2X Ecological SL.**
SILVER	0.00023	0.1 (PMCL)	NA	NA	NA	NA	0.00092 U	0.00092 U	0.00092 U	0.00092 U	0.00092 U	0.00092 U	**ND**
SODIUM	NA	NA	NA	26 J+	36 J+	34.6	33 J+	32 J+	26 J+	36 J+	34 J+	26 J+	**EN**
THALLIUM	0.0213	0.002 (PMCL)	NA	0.0024 J	0.0024 J	NC	0.0021 U	0.0021 U	0.0021 U	0.0021 U	0.0024 J	0.0021 U	**Minor exceedance of MCL.**
VANADIUM	0.02 (freshwater)	0.0037	NA	0.007 J	0.06	0.045	0.0044 U	0.018 J	0.007 J	0.06	0.049 J	0.016 J	**>MDE but less than tap-water RSL (0.086 mg/L). <3X Ecological SL.**

AWQC ambient water quality criteria
BTAG Biological Technical Assistance Group
J
The analyte is considered present in the sample, but the value is estimated and may not meet highest accuracy or precision standards. In this program, samples were qualified with "J" because quantitation was above the method detection limit but below the practical quantitation limit.
A "J" qualifier can also be applied if one or more quality control specifications were not met.
J+ The analyte is considered present in the sample, but the results are likely reported higher than the true value.
MDE Maryland Department of the Environment
n non-cancer risk
NA not available
PMCL primary maximum contaminant level
SL screening level
SPLC synthetic precipitation leachate procedure
SMCL secondary maximum contaminant level
U Not detected; the analyte is considered not detected at the reported value.
USEPA United States Environmental Protection Agency

1) Biological Technical Assistance Group (BTAG) Marine or Freshwater Values.
USEPA, 2006. Region 3 Freshwater Surface Water Screening Benchmarks. https://www.epa.gov/risk/freshwater-screening-benchmarks.
USEPA, 2006. Region 3 Marine Surface Water Screening Benchmarks. https://www.epa.gov/risk/marine-screening-benchmarks.
2) State of Maryland, Department of the Environment, Clean-up Standards for Soil and Groundwater. Interim Final Guidance. June 2008. Update No. 2.1. http://www.mde.maryland.gov/assets/document/Final%20Update%20No%202.1%20dated%205-20-08(1).pdf
3) Ambient Water Quality Criteria, Chronic Marine or Freshwater Values. USEPA, 2016. National Recommended Water Quality Criteria: 2016. Office of Water. http://water.epa.gov/scitech/swguidance/standards/criteria/current/index.cfm

Sample results highlighted with a pale green background exceed BTAG or AWQC values.
Sample results highlighted with a pale orange background exceed MDE groundwater standards.
In some cases, the cell with the analytical result is highlighted with two colors indicating that two different criteria are exceeded. For example, the vanadium result reported for SPLP sample BLG_SLAG1 (0.049 mg/L) exceeds both MDE groundwater standards and ecological criteria. Therefore, the results are highlighted with two background colors (pale green and pale orange).

Section 5
Conclusions

A comparison of slag-sample concentrations to direct-contact screening levels and background values for soil, and the fact that the slag material is more “rock-like” than “soil-like,” indicate that anticipated risks for an industrial worker encountering slag materials (assuming direct-contact exposure) are expected to be minimal, since they are less than Maryland Department of the Environment (MDE) risk-management benchmarks. Furthermore, comparing synthetic-precipitation leaching procedure (SPLP) concentrations to screening levels, and the fact that aquatic receptors do not directly contact groundwater, indicate that those reported concentrations do not pose an appreciable risk to aquatic receptors inhabiting the surface waters to which the groundwater discharges. Cumulative risks incurred by industrial workers encountering surface soils or slag in Blocks D and G would likely be well below MDE management-benchmarks, based on the soil risk-evaluation conducted in support of the construction completion reports for Blocks D and G, and the risk evaluation for slag presented in Section 4 of this document. Risk incurred due to slag exposure, in particular, is likely limited, because of the very low exposure potential.

This page intentionally left blank.

Section 6
References

1. Chapnick, Susan D., Leonard C. Pitts, Nancy C. Rothman, 2010. *Arsenic and Thallium Data in Environmental Samples: Fact or Fiction?* Remediation. Wiley Periodicals, Inc. Autumn.

2. Federal Highway Administration (FHA), 2016. Federal Highway Administration Research and Technology. *User Guidelines for Waste and Byproduct Materials in Pavement Construction*. Publication Number #FHWA-RD-97-148.

3. Maryland Department of the Environment (MDE), 2008. *Cleanup Standards for Soil and Groundwater, Interim Final Guidance (Update No. #2.1)*. June.

4. Lockheed Martin Corporation (Lockheed Martin), 2009. *U.S. Department of Energy, Environment, Safety, and Health (EESH) Remediation Waste Management Procedure No: EROP 03*, Revision 4, effective April 17.

5. Lockheed Martin Corporation (Lockheed Martin), 2016. *Remediation Contractor's Environment, Safety, and Health Handbook*, Revision 4, effective January 12.

6. Rago, Richard J., and Glen Breland, 2011. *Evaluation of Inductively Coupled Plasma (ICP) False Positives for Arsenic and Trace Metals Analysis in Coal Ash and Coal Ash Media*. 2011 World of Coal Ash (WOCA) Conference. May.

7. Tetra Tech, Inc. (Tetra Tech), 2012. *Human Health Risk Assessment (HHRA) for Blocks D, E, F, G, and H Soils, Lockheed Martin Middle River Complex, 2323 Eastern Boulevard, Middle River, Maryland*. September.

8. Tetra Tech, Inc. (Tetra Tech), 2013. *Block D Soil Remedial Action Plan, Lockheed Martin Middle River Complex, Middle River, Maryland*. Report prepared by Tetra Tech, Inc., Germantown, Maryland for Lockheed Martin Corporation, Bethesda, Maryland. November.

9. Tetra Tech, Inc. (Tetra Tech), 2014. *Block G Soil Remedial Action Plan, Lockheed Martin Middle River Complex, Middle River, Maryland*. Report prepared by Tetra Tech, Inc., Germantown, Maryland for Lockheed Martin Corporation, Bethesda, Maryland. January.

10. Tetra Tech, Inc. (Tetra Tech), 2015. *Slag-Characterization Work Plan, Lockheed Martin Middle River Complex, Middle River, Maryland*. Report prepared by Tetra Tech, Inc., Germantown, Maryland for Lockheed Martin Corporation, Bethesda, Maryland. May.

11. Tetra Tech, Inc. (Tetra Tech), 2016a. *Block D Panhandle Construction Completion Report, Lockheed Martin Middle River Complex, Middle River, Maryland*. Report prepared by Tetra Tech, Inc., Germantown, Maryland for Lockheed Martin Corporation, Bethesda, Maryland. June.

12. Tetra Tech, Inc. (Tetra Tech), 2016b. *Block D Construction Completion Report, Lockheed Martin Middle River Complex, Middle River, Maryland*. Report prepared by Tetra Tech, Inc., Germantown, Maryland for Lockheed Martin Corporation, Bethesda, Maryland. August.

13. Tetra Tech, Inc. (Tetra Tech), 2016c. *Block G Construction Completion Report, Lockheed Martin Middle River Complex, Middle River, Maryland*. Report prepared by Tetra Tech, Inc., Germantown, Maryland for Lockheed Martin Corporation, Bethesda, Maryland. September.

14. United States Environmental Protection Agency (USEPA), 1989. *Risk Assessment Guidance for Superfund: Volume I, Human Health Evaluation Manual (Part A).* Office of Emergency and Remedial Response. EPA/540/1-89/002. Washington, DC. December.

15. United States Environmental Protection Agency (USEPA), 1996. Method 6010B Inductively coupled Plasma-Atomic Emission Spectrometry. https://www.epa.gov/sites/production/files/documents/6010b.pdf

16. United States Environmental Protection Agency (USEPA), 2001a. OTS Alert #2, Use of the ICP analytical method (CLP SOW ILM04.1, SW-846 6010, MCAWW 200.7) for drinking water may result in false positive detections of arsenic, lead and/or thallium above their respective MCLs. Office of Toxic Substances. Washington, DC.

17. United States Environmental Protection Agency (USEPA), 2001b. *Current Perspectives in Site Remediation and Monitoring: The Relationship Between SW-846, PBMS, and Innovative Analytical Technologies*. Office of Solid Waste and Emergency Response. EPA 542-R-01-015. October.

18. United States Environmental Protection Agency (USEPA), 2006. *USEPA Region 3 Freshwater Screening Benchmarks*: https://www.epa.gov/risk/freshwater-screening-benchmarks.

19. United States Environmental Protection Agency (USEPA), 2006. *USEPA Region 3 Marine Screening Benchmarks*: https://www.epa.gov/risk/marine-screening-benchmarks.

20. United States Environmental Protection Agency (USEPA), 2017. *Regional Screening Levels for Chemical Contaminants at Superfund Sites.* June. https://www.epa.gov/risk/regional-screening-levels-rsls.

21. USEPA, 2016. *National Recommended Water Quality Criteria*: http://water.epa.gov/scitech/swguidance/standards/criteria/current/index.cfm.

22. United States Environmental Protection Agency (USEPA), 2016. *National Functional Guidelines for Inorganic Superfund Methods Data Review*. Office of Superfund Remediation and Technology Innovation (OSRTI). EPA-540-R-2016-001. Washington, DC. September.

This page intentionally left blank.

APPENDIX A—SAMPLING DOCUMENTATION

TETRA TECH, INC.

MRC Slag Characterization Investigation
Sample Log Sheet

Project Site Name: MRC BLOCK G/D		Sample ID No.:	BLD-SLAG1-071416
Project No.: 112IC07931		Sample Location:	Block D
		Sampled By:	J. Mullis

Grab Sample Data

Date:	July 14, 2016	Depth Interval:	1-2"
Time:	1230	Description:	Slag pieces collected directly underneath asphalt layer
Method:	Grab		

Sample Collection Info

Analysis - Container Requirements	Collected
Total Metals (SW846 Methods 3050B/6010C) - 1-2 grams unpulverized	☑
SPLP Leaching (USEPA Methods 1312 and 6010C) - golf ball sized or smaller	☑



J. Mullis

Additional Site Photograph



TETRA TECH, INC.

MRC Slag Characterization Investigation
Sample Log Sheet

Project Site Name: MRC BLOCK G/D		Sample ID No.:	BLD-SLAG2-071416
Project No.: 112IC07931		Sample Location:	Block D
		Sampled By:	J. Mullis

Grab Sample Data

Date:	July 14, 2016	Depth Interval:	1-2"
Time:	1300	Description:	Slag pieces collected directly underneath asphalt layer
Method:	Grab		

Sample Collection Info

Analysis - Container Requirements	Collected
Total Metals (SW846 Methods 3050B/6010C) - 1-2 grams unpulverized	☑
SPLP Leaching (USEPA Methods 1312 and 6010C) - golf ball sized or smaller	☑



Additional Site Photograph



TETRA TECH, INC.

MRC Slag Characterization Investigation
Sample Log Sheet

Project Site Name: MRC BLOCK G/D		Sample ID No.:	BLD-SLAG3-071416
Project No.: 112IC07931		Sample Location:	Block D
		Sampled By:	J. Mullis

Grab Sample Data

Date:	July 14, 2016	Depth Interval:	1-2"
Time:	1330	Description:	Slag pieces collected directly underneath asphalt layer
Method:	Grab		

Sample Collection Info

Analysis - Container Requirements	Collected
Total Metals (SW846 Methods 3050B/6010C) - 1-2 grams unpulverized	☑
SPLP Leaching (USEPA Methods 1312 and 6010C) - golf ball sized or smaller	☑



Additional Site Photograph



TETRA TECH, INC.

MRC Slag Characterization Investigation
Sample Log Sheet

Project Site Name: MRC BLOCK G/D		Sample ID No.:	BLG-SLAG1-071416
Project No.: 112IC07931		Sample Location:	Block G
		Sampled By:	J. Mullis

Grab Sample Data

Date:	July 14, 2016	Depth Interval:	2-3" bgs
Time:	1100	Description:	Slag pieces collected directly underneath asphalt layer
Method:	Grab		

Sample Collection Info

Analysis - Container Requirements	Collected
Total Metals (SW846 Methods 3050B/6010C) - 1-2 grams unpulverized	☑
SPLP Leaching (USEPA Methods 1312 and 6010C) - golf ball sized or smaller	☑



Additional Site Photograph



TETRA TECH, INC.

MRC Slag Characterization Investigation
Sample Log Sheet

Project Site Name: MRC BLOCK G/D		Sample ID No.:	BLG-SLAG2-071416
Project No.: 112IC07931		Sample Location:	Block G
		Sampled By:	J. Mullis

Grab Sample Data

Date:	July 14, 2016	Depth Interval:	2-3" bgs
Time:	1030	Description:	Slag pieces collected directly underneath asphalt layer
Method:	Grab		

Sample Collection Info

Analysis - Container Requirements	Collected
Total Metals (SW846 Methods 3050B/6010C) - 1-2 grams unpulverized	☑
SPLP Leaching (USEPA Methods 1312 and 6010C) - golf ball sized or smaller	☑



Additional Site Photograph



TETRA TECH, INC.

MRC Slag Characterization Investigation
Sample Log Sheet

Project Site Name: MRC BLOCK G/D		Sample ID No.:	BLG-SLAG3-071416
Project No.: 112IC07931		Sample Location:	Block G
		Sampled By:	J. Mullis

Grab Sample Data

Date:	July 14, 2016	Depth Interval:	3-5" bgs
Time:	0930	Description:	Slag pieces collected underneath asphalt layer
Method:	Grab		

Sample Collection Info

Analysis - Container Requirements	Collected
Total Metals (SW846 Methods 3050B/6010C) - 1-2 grams unpulverized	☑
SPLP Leaching (USEPA Methods 1312 and 6010C) - golf ball sized or smaller	☑



Additional Site Photograph



TestAmerica Baltimore
7526 Connelley Drive
Suite F
Hanover, MD 21076
Phone: 410.766.2516 Fax:

180325

BALTIMORE

Chain of Custody Record

13 | C2.3

000006

TestAmerica
THE LEADER IN ENVIRONMENTAL TESTING
TestAmerica Laboratories, Inc.
TAL-8210 (0713)

Regulatory Program: ☐ DW ☐ NPDES ☐ RCRA ☐ Other:

Client Contact			
Company Name: Tetra Tech INC	Project Manager: APANAVAGE	Site Contact: MULLIS	Date: 7/14/16
Address: 20251 Century Blvd. Ste. 200	Tel/Fax: 301-528-3021	Lab Contact: MCFADDEN	Carrier: Fed Ex
City/State/Zip: Germantown, MD, 20874	Analysis Turnaround Time: ☒ CALENDAR DAYS ☐ WORKING DAYS		
Phone: 301-528-3021	TAT if different from Below ____		
Fax: 301-528-3000	☒ 2 weeks STANDARD		
Project Name: BLOCK G/D SLAG INV.	☐ 1 week 15 DAYS		
Site: MRC BLOCK G/D	☐ 2 days		
PO# 112IC07931	☐ 1 day		

COC No: 1 of 1 COCs
Sampler:
For Lab Use Only:
Walk-in Client:
Lab Sampling:
Job / SDG No.:

Sample Identification	Sample Date	Sample Time	Sample Type (C=Comp, G=Grab)	Matrix	# of Cont.	Filtered Sample (Y/N)	Perform MS / MSD (Y/N)	Total Metals (3050B/6010C)	SPLP Leaching (1312 + 6010C)	Sample Specific Notes:
BLG-SLAG1-071416	7/14/16	1100	G	Rock	1			X	X	
BLG-SLAG2-071416	↓	1030	↓	↓	↓			X	X	
BLG-SLAG3-071416	↓	0930	↓	↓	↓			X	X	
BLD-SLAG1-071416	↓	1230	↓	↓	↓			X	X	
BLD-SLAG2-071416	↓	1300	↓	↓	↓			X	X	
BLD-SLAG3-071416	↓	1330	↓	↓	↓			X	X	
								1	1	

7/14/16

240-67510 Chain of Custody

Preservation Used: 1= Ice, 2= HCl; 3= H2SO4; 4=HNO3; 5=NaOH; 6= Other ____

Possible Hazard Identification:
Are any samples from a listed EPA Hazardous Waste? Please List any EPA Waste Codes for the sample in the Comments Section if the lab is to dispose of the sample.

☒ Non-Hazard ☐ Flammable ☐ Skin Irritant ☐ Poison B ☐ Unknown

Sample Disposal (A fee may be assessed if samples are retained longer than 1 month)
☐ Return to Client ☒ Disposal by Lab ☐ Archive for ____ Months

Special Instructions/QC Requirements & Comments: 112IC07931 * BLOCK G/D SLAG INVESTIGATION - Rock sizes range from 1-2 grams to golfball sized for the two analyses - Total Metals and SPLP Leaching

Custody Seals Intact: ☐ Yes ☐ No | Custody Seal No.: | Cooler Temp. (°C): Obs'd: ____ Corr'd: ____ Therm ID No.: ____

Relinquished by:	Company:	Date/Time:	Received by:	Company:	Date/Time:
[signature]	Tetra Tech	7/14/16 1500	[signature]	TestAmerica	7/14/16 / 1500
[signature]	TestAmerica	7/14/16 / 1600	[signature]	TANC	7/15/16 9:25
			Received in Laboratory by:		

TETRA TECH, INC.

MRC Slag Characterization Investigation
Re-Sample Log Sheet

Project Site Name: MRC BLOCK G/D		Sample ID No.:	BLD-SLAG4-100416
Project No.: 112IC07931		Sample Location:	Block D
		Sampled By:	J. Mullis

Grab Sample Data

Date:	October 4, 2016	Depth Interval:	1-2" at surface
Time:	0850	Description:	Various 1gram slag pieces collected at surface, same location as BLD-SLAG1
Method:	Grab		

Sample Collection Info

Analysis - Container Requirements	Collected
Metals (6010/6020) - 1-2 grams unpulverized, 20 grams total	☑



Additional Site Photograph



TETRA TECH, INC.

MRC Slag Characterization Investigation
Re-Sample Log Sheet

Project Site Name: MRC BLOCK G/D		Sample ID No.:	BLD-SLAG5-100416
Project No.: 112IC07931		Sample Location:	Block D
		Sampled By:	J. Mullis

Grab Sample Data

Date:	October 4, 2016	Depth Interval:	1-2" at surface
Time:	0900	Description:	Various 1gram slag pieces collected at surface, same location as BLD-SLAG2
Method:	Grab		

Sample Collection Info

Analysis - Container Requirements	Collected
Metals (6010/6020) - 1-2 grams unpulverized, 20 grams total	☑



Additional Site Photograph



TETRA TECH, INC.

MRC Slag Characterization Investigation
Re-Sample Log Sheet

Project Site Name: MRC BLOCK G/D		Sample ID No.:	BLG-SLAG4-100416
Project No.: 112IC07931		Sample Location:	Block G
		Sampled By:	J. Mullis

Grab Sample Data

Date:	October 4, 2016	Depth Interval:	1-2" at surface
Time:	0830	Description:	MS/MSD ALSO COLLECTED HERE, same location as BLG-SLAG3
Method:	Grab		

Sample Collection Info

Analysis - Container Requirements	Collected
Metals (6010/6020) - 1-2 grams unpulverized, 20 grams total	☑



Additional Site Photograph



TETRA TECH, INC.

MRC Slag Characterization Investigation
Re-Sample Log Sheet

Project Site Name: MRC BLOCK G/D		Sample ID No.:	BLG-SLAG5-100416
Project No.: 112IC07931		Sample Location:	Block G
		Sampled By:	J. Mullis

Grab Sample Data

Date:	October 4, 2016	Depth Interval:	1-2" at surface
Time:	0840	Description:	Various 1gram slag pieces collected at surface, same location as BLG-SLAG2
Method:	Grab		

Sample Collection Info

Analysis - Container Requirements	Collected
Metals (6010/6020) - 1-2 grams unpulverized, 20 grams total	☑



Additional Site Photograph



TestAmerica Baltimore
7526 Connelley Drive
Suite F
Hanover, MD 21076
Phone: 410.766.2516 Fax:

3.8/C4.2

180325

Chain of Custody Record

000015

TestAmerica
THE LEADER IN ENVIRONMENTAL TESTING
TestAmerica Laboratories, Inc.
TAL-8210 (0713)

Regulatory Program: ☐ DW ☐ NPDES ☐ RCRA ☐ Other:

BALTIMORE

Client Contact	Project Manager: MARTIN	Site Contact: MILLES	Date: 10/4/16	COC No:
Company Name: TETRA TECH INC.	Tel/Fax: 301-528-3000	Lab Contact: MCFADDEN	Carrier: FedEx	1 of 1 COCs
Address: 10251 CENTURY BLVD STE. 200	Analysis Turnaround Time			Sampler:
City/State/Zip: GERMANTOWN, MD, 20874	☐ CALENDAR DAYS ☐ WORKING DAYS			For Lab Use Only:
Phone: 301-528-3021	TAT if different from Below ____			Walk-in Client:
Fax: —	☐ 2 weeks ☐ 1 week 5 DAYS ☐ 2 days ☐ 1 day			Lab Sampling:
Project Name: MRC SLAG RESAMPLE				Job / SDG No.:
Site: MRC BLOCK G/D				
PO # 112IC07931				

Sample Identification	Sample Date	Sample Time	Sample Type (C=Comp, G=Grab)	Matrix	# of Cont.	Filtered Sample (Y/N)	Perform MS / MSD (Y/N)	Metals (6020)	Sample Specific Notes:
BLG-SLAG4-100416	10/4/16	0830	G	SOLID	1			X	
BLG-SLAG4-100416-MS		0000						X	
BLG-SLAG4-100416-MSD		0000						X	
BLG-SLAG5-100416		0840						X	★ SLAG 5 ★
BLD-SLAG4-100416		0850						X	
BLD-SLAG5-100416		0900						X	

10/4/16

240-70382 Chain of Custody

Page 1559 of 1560

Preservation Used: 1= Ice, 2= HCl; 3= H2SO4; 4=HNO3; 5=NaOH; 6= Other ____

Possible Hazard Identification:
Are any samples from a listed EPA Hazardous Waste? Please List any EPA Waste Codes for the sample in the Comments Section if the lab is to dispose of the sample.

☒ Non-Hazard ☐ Flammable ☐ Skin Irritant ☐ Poison B ☐ Unknown

Sample Disposal (A fee may be assessed if samples are retained longer than 1 month)

☐ Return to Client ☒ Disposal by Lab ☐ Archive for ____ Months

Special Instructions/QC Requirements & Comments: MRC BLOCK G/D SLAG SAMPLING RE-SAMPLE 112IC07931

Custody Seals Intact: ☐ Yes ☐ No	Custody Seal No.:		Cooler Temp. (°C): Obs'd: ____ Corr'd: ____		Therm ID No.: ____
Relinquished by:	Company: Tetra Tech	Date/Time: 10/4/16 1000	Received by:	Company: Test America	Date/Time: 10/4/16 1005
Relinquished by:	Company: TestAmerica	Date/Time: 10-4-2016 1340	Received by:	Company:	Date/Time:
Relinquished by:	Company:	Date/Time:	Received in Laboratory by:	Company:	Date/Time:

APPENDIX B—ANALYTICAL LABORATORY REPORTS

TestAmerica
THE LEADER IN ENVIRONMENTAL TESTING

ANALYTICAL REPORT

Job Number: 240-67510-1

Job Description: MRC Block G/D Slag Inv.

For:
Tetra Tech, Inc.
20251 Century Blvd
Suite 200
Germantown, MD 20874

Attention: Tony Apanavage



Approved for release.
John McFadden
Project Manager I
8/5/2016 10:03 AM

John McFadden, Project Manager I
4101 Shuffel Street NW, North Canton, OH, 44720
john.mcfadden@testamericainc.com
08/05/2016

cc: Samantha Brenner
Kelly Carper
Tobrena Sedlmyer

The test results in this report meet all NELAP requirements for parameters for which accreditation is required or available. Any exceptions to the NELAP requirements are noted in this report. Pursuant to NELAP, this report may not be reproduced, except in full, without the written approval of the laboratory. This report is confidential and is intended for the sole use of TestAmerica and its client. All questions regarding this report should be directed to the TestAmerica Project Manager who has signed this report.

Table of Contents

Cover Title Page 1

Data Summaries 4

- Definitions 4
- Case Narrative 5
- Detection Summary 7
- Client Sample Results 12
- Default Detection Limits 20
- QC Sample Results 22
- QC Association 26
- Chronicle 29
- Certification Summary 33
- Method Summary 34
- Sample Summary 35
- Reagent Traceability 36
  - COAs 45

Inorganic Sample Data 138

- Metals Data 138
  - Met Cover Page 139
  - Met Sample Data 140
  - Met QC Data 152
    - Met ICV/CCV 152
    - Met CRQL 163
    - Met Blanks 171
    - Met ICSA/ICSAB 184
    - Met MS/MSD/PDS 192
    - Met LCS/LCSD 199

Table of Contents

Met Serial Dilution 203

Met MDL 205

Met IECF 213

Met Linear Ranges 214

Met Preparation Log 216

Met Analysis Run Log 220

Met Raw Data 247

Met Prep Data 1916

General Chemistry Data 1927

Gen Chem Cover Page 1928

Gen Chem MDL 1929

Gen Chem Analysis Run Log 1931

Gen Chem Prep Data 1935

Shipping and Receiving Documents 1936

Client Chain of Custody 1937

Qualifiers

Metals

Qualifier	Qualifier Description
U	Indicates the analyte was analyzed for but not detected.
J	Result is less than the RL but greater than or equal to the MDL and the concentration is an approximate value.
B	Compound was found in the blank and sample.

Glossary

Abbreviation	These commonly used abbreviations may or may not be present in this report.
¤	Listed under the "D" column to designate that the result is reported on a dry weight basis
%R	Percent Recovery
CFL	Contains Free Liquid
CNF	Contains no Free Liquid
DER	Duplicate error ratio (normalized absolute difference)
Dil Fac	Dilution Factor
DL, RA, RE, IN	Indicates a Dilution, Re-analysis, Re-extraction, or additional Initial metals/anion analysis of the sample
DLC	Decision level concentration
MDA	Minimum detectable activity
EDL	Estimated Detection Limit
MDC	Minimum detectable concentration
MDL	Method Detection Limit
ML	Minimum Level (Dioxin)
NC	Not Calculated
ND	Not detected at the reporting limit (or MDL or EDL if shown)
PQL	Practical Quantitation Limit
QC	Quality Control
RER	Relative error ratio
RL	Reporting Limit or Requested Limit (Radiochemistry)
RPD	Relative Percent Difference, a measure of the relative difference between two points
TEF	Toxicity Equivalent Factor (Dioxin)
TEQ	Toxicity Equivalent Quotient (Dioxin)

CASE NARRATIVE

Client: Tetra Tech, Inc.

Project: MRC Block G/D Slag Inv.

Report Number: 240-67510-1

With the exceptions noted as flags or footnotes, standard analytical protocols were followed in the analysis of the samples and no problems were encountered or anomalies observed. In addition all laboratory quality control samples were within established control limits, with any exceptions noted below. Each sample was analyzed to achieve the lowest possible reporting limit within the constraints of the method. In some cases, due to interference or analytes present at high concentrations, samples were diluted. For diluted samples, the reporting limits are adjusted relative to the dilution required.

TestAmerica Canton attests to the validity of the laboratory data generated by TestAmerica facilities reported herein. All analyses performed by TestAmerica facilities were done using established laboratory SOPs that incorporate QA/QC procedures described in the application methods. TestAmerica's operations groups have reviewed the data for compliance with the laboratory QA/QC plan, and data have been found to be compliant with laboratory protocols unless otherwise noted below.

The test results in this report meet all NELAP requirements for parameters for which accreditation is required or available. Any exceptions to NELAP requirements are noted in this report. Pursuant to NELAP, this report may not be reproduced, except in full, without the written approval of the laboratory.

Calculations are performed before rounding to avoid round-off errors in calculated results.

All holding times were met and proper preservation noted for the methods performed on these samples, unless otherwise detailed in the individual sections below.

All solid sample results are reported on an "as received" basis unless otherwise indicated by the presence of a % solids value in the method header.

This laboratory report is confidential and is intended for the sole use of TestAmerica and its client.

RECEIPT

The samples were received on 7/15/2016 9:25 AM; the samples arrived in good condition, properly preserved and, where required, on ice. The temperature of the cooler at receipt was 2.2º C.

SPLP ICP METALS

Samples BLG-SLAG1-071416 (240-67510-1), BLG-SLAG2-071416 (240-67510-2), BLG-SLAG3-071416 (240-67510-3), BLD-SLAG1-071416 (240-67510-4), BLD-SLAG2-071416 (240-67510-5) and BLD-SLAG3-071416 (240-67510-6) were analyzed for ICP in accordance with SW846 Method 6010C. The samples were leached on 07/27/2016, prepared on 07/28/2016 and analyzed on 08/01/2016.

Sodium was detected in method blank LB 240-240108/1-B at a level exceeding the reporting limit. If the associated sample reported a result above the MDL and/or RL, the result has been flagged.

Aluminum, Chromium, Manganese and Potassium were detected in method blank LB 240-240108/1-B at levels that were above the method detection limit but below the reporting limit. The values should be considered estimates, and have been flagged. If the associated sample reported a result above the MDL and/or RL, the result has been flagged.

The laboratory was unable to maintain system cleanliness for Sodium at the requested reporting limit due to leach procedures: BLG-SLAG1-071416 (240-67510-1), BLG-SLAG2-071416 (240-67510-2), BLG-SLAG3-071416 (240-67510-3), BLD-SLAG1-071416 (240-67510-4), BLD-SLAG2-071416 (240-67510-5), and BLD-SLAG3-071416 (240-67510-6). The SPLP Leachate process uses sodium in the buffer solution.

No additional analytical or quality issues were noted, other than those described above or in the Definitions/Glossary page.

TOTAL METALS (ICP)

Samples BLG-SLAG1-071416 (240-67510-1), BLG-SLAG2-071416 (240-67510-2), BLG-SLAG3-071416 (240-67510-3), BLD-SLAG1-071416 (240-67510-4), BLD-SLAG2-071416 (240-67510-5) and BLD-SLAG3-071416 (240-67510-6) were analyzed for total metals (ICP) in accordance with EPA SW-846 Method 6010C. The samples were prepared on 07/25/2016 and analyzed on 07/26/2016, 07/27/2016 and 07/28/2016.

Several analytes were detected in method blank MB 240-239664/1-A at levels that were above the method detection limit but below the reporting limit. The values should be considered estimates, and have been flagged. If the associated sample reported a result above the MDL and/or RL, the result has been flagged.

Manganese was detected in method blank MB 240-240211/2-A at a level that was above the method detection limit but below the reporting limit. The value should be considered an estimate, and has been flagged. If the associated sample reported a result above the MDL and/or RL, the result has been flagged.

Samples BLG-SLAG1-071416 (240-67510-1)[2X], BLG-SLAG2-071416 (240-67510-2)[2X], BLG-SLAG2-071416 (240-67510-2)[20X], BLD-SLAG1-071416 (240-67510-4)[2X], BLD-SLAG1-071416 (240-67510-4)[5X], BLD-SLAG2-071416 (240-67510-5)[2X], BLD-SLAG2-071416 (240-67510-5)[5X] and BLD-SLAG3-071416 (240-67510-6)[2X] required dilution prior to analysis due to the nature of the sample matrix. The reporting limits have been adjusted accordingly.

No additional analytical or quality issues were noted, other than those described above or in the Definitions/Glossary page.

SPLP MERCURY

Samples BLG-SLAG1-071416 (240-67510-1), BLG-SLAG2-071416 (240-67510-2), BLG-SLAG3-071416 (240-67510-3), BLD-SLAG1-071416 (240-67510-4), BLD-SLAG2-071416 (240-67510-5) and BLD-SLAG3-071416 (240-67510-6) were analyzed for SPLP mercury in accordance with EPA SW-846 Methods 1312E/7470A. The samples were leached on 07/27/2016, prepared on 07/28/2016 and analyzed on 07/29/2016.

No analytical or quality issues were noted, other than those described above or in the Definitions/Glossary page.

TOTAL MERCURY

Samples BLG-SLAG1-071416 (240-67510-1), BLG-SLAG2-071416 (240-67510-2), BLG-SLAG3-071416 (240-67510-3), BLD-SLAG1-071416 (240-67510-4), BLD-SLAG2-071416 (240-67510-5) and BLD-SLAG3-071416 (240-67510-6) were analyzed for total mercury in accordance with EPA SW-846 Method 7471A. The samples were prepared on 07/25/2016 and analyzed on 07/26/2016.

No analytical or quality issues were noted, other than those described above or in the Definitions/Glossary page.

PERCENT SOLIDS

Samples BLG-SLAG1-071416 (240-67510-1), BLG-SLAG2-071416 (240-67510-2), BLG-SLAG3-071416 (240-67510-3), BLD-SLAG1-071416 (240-67510-4), BLD-SLAG2-071416 (240-67510-5) and BLD-SLAG3-071416 (240-67510-6) were analyzed for percent solids in accordance with EPA Method 160.3 MOD. The samples were analyzed on 07/25/2016.

No analytical or quality issues were noted, other than those described above or in the Definitions/Glossary page.

Detection Summary

Client: Tetra Tech, Inc.
Project/Site: MRC Block G/D Slag Inv.

TestAmerica Job ID: 240-67510-1

Client Sample ID: BLG-SLAG1-071416 — Lab Sample ID: 240-67510-1

Analyte	Result	Qualifier	RL	MDL	Unit	Dil Fac	D	Method	Prep Type
Aluminum	16000		20	5.7	mg/Kg	1	☼	6010C	Total/NA
Silver	0.28	J	0.99	0.062	mg/Kg	1	☼	6010C	Total/NA
Barium	270		20	0.40	mg/Kg	1	☼	6010C	Total/NA
Beryllium	2.3		0.49	0.026	mg/Kg	1	☼	6010C	Total/NA
Calcium	110000		990	45	mg/Kg	2	☼	6010C	Total/NA
Cadmium	0.39	J	0.49	0.021	mg/Kg	1	☼	6010C	Total/NA
Cobalt	0.33	J	0.99	0.046	mg/Kg	1	☼	6010C	Total/NA
Chromium	3.8	B	0.99	0.074	mg/Kg	1	☼	6010C	Total/NA
Copper	4.8	J B	4.9	0.45	mg/Kg	2	☼	6010C	Total/NA
Iron	1100		20	3.2	mg/Kg	1	☼	6010C	Total/NA
Potassium	560		490	6.1	mg/Kg	1	☼	6010C	Total/NA
Magnesium	24000	B	490	5.1	mg/Kg	1	☼	6010C	Total/NA
Manganese	1900	B	3.0	0.17	mg/Kg	2	☼	6010C	Total/NA
Sodium	800	B	490	19	mg/Kg	1	☼	6010C	Total/NA
Nickel	1.9	J B	3.9	0.079	mg/Kg	1	☼	6010C	Total/NA
Vanadium	3.9		0.99	0.20	mg/Kg	1	☼	6010C	Total/NA
Zinc	21		4.9	0.55	mg/Kg	1	☼	6010C	Total/NA
Arsenic	1.9	J	3.0	0.81	mg/Kg	2	☼	6010C	Total/NA
Lead	7.4		0.99	0.20	mg/Kg	1	☼	6010C	Total/NA
Selenium	1.5	J	3.9	0.67	mg/Kg	2	☼	6010C	Total/NA
Thallium	7.3		3.9	0.26	mg/Kg	2	☼	6010C	Total/NA
Aluminum	0.37	B	0.20	0.0040	mg/L	1		6010C	SPLP East
Barium	0.0091	J	0.50	0.0024	mg/L	1		6010C	SPLP East
Calcium	9.5		5.0	0.71	mg/L	1		6010C	SPLP East
Chromium	0.0037	J B	0.050	0.00055	mg/L	1		6010C	SPLP East
Iron	0.076	J	0.20	0.025	mg/L	1		6010C	SPLP East
Potassium	0.49	J B	5.0	0.070	mg/L	1		6010C	SPLP East
Magnesium	1.7	J	5.0	0.23	mg/L	1		6010C	SPLP East
Manganese	0.063	B	0.015	0.0051	mg/L	1		6010C	SPLP East
Sodium	36	B	5.0	0.33	mg/L	1		6010C	SPLP East
Vanadium	0.060		0.050	0.0044	mg/L	1		6010C	SPLP East

Client Sample ID: BLG-SLAG2-071416 — Lab Sample ID: 240-67510-2

Analyte	Result	Qualifier	RL	MDL	Unit	Dil Fac	D	Method	Prep Type
Aluminum	15000		15	4.4	mg/Kg	1	☼	6010C	Total/NA
Silver	0.90		0.76	0.048	mg/Kg	1	☼	6010C	Total/NA
Barium	180		15	0.31	mg/Kg	1	☼	6010C	Total/NA
Beryllium	1.5		0.38	0.020	mg/Kg	1	☼	6010C	Total/NA
Calcium	82000		760	35	mg/Kg	2	☼	6010C	Total/NA
Cadmium	0.19	J	0.38	0.016	mg/Kg	1	☼	6010C	Total/NA
Cobalt	0.31	J	0.76	0.036	mg/Kg	1	☼	6010C	Total/NA
Chromium	33	B	0.76	0.057	mg/Kg	1	☼	6010C	Total/NA
Copper	5.3	B	3.8	0.35	mg/Kg	2	☼	6010C	Total/NA
Iron	1200		15	2.4	mg/Kg	1	☼	6010C	Total/NA
Potassium	2500		380	4.7	mg/Kg	1	☼	6010C	Total/NA
Magnesium	22000	B	380	3.9	mg/Kg	1	☼	6010C	Total/NA
Manganese	8100	B	23	1.3	mg/Kg	20	☼	6010C	Total/NA
Sodium	2100	B	380	14	mg/Kg	1	☼	6010C	Total/NA
Nickel	2.0	J B	3.0	0.061	mg/Kg	1	☼	6010C	Total/NA

This Detection Summary does not include radiochemical test results.

Client Sample ID: BLG-SLAG2-071416 (Continued)

Lab Sample ID: 240-67510-2

Analyte	Result	Qualifier	RL	MDL	Unit	Dil Fac	D	Method	Prep Type
Vanadium	150		0.76	0.15	mg/Kg	1	☼	6010C	Total/NA
Zinc	11		3.8	0.42	mg/Kg	1	☼	6010C	Total/NA
Lead	4.3		0.76	0.15	mg/Kg	1	☼	6010C	Total/NA
Thallium	31		30	2.0	mg/Kg	20	☼	6010C	Total/NA
Aluminum	0.67	B	0.20	0.0040	mg/L	1		6010C	SPLP East
Barium	0.025	J	0.50	0.0024	mg/L	1		6010C	SPLP East
Calcium	12		5.0	0.71	mg/L	1		6010C	SPLP East
Chromium	0.0039	J B	0.050	0.00055	mg/L	1		6010C	SPLP East
Iron	0.18	J	0.20	0.025	mg/L	1		6010C	SPLP East
Potassium	0.61	J B	5.0	0.070	mg/L	1		6010C	SPLP East
Magnesium	2.3	J	5.0	0.23	mg/L	1		6010C	SPLP East
Manganese	0.17	B	0.015	0.0051	mg/L	1		6010C	SPLP East
Sodium	34	B	5.0	0.33	mg/L	1		6010C	SPLP East
Antimony	0.0056	J	0.30	0.0031	mg/L	1		6010C	SPLP East
Vanadium	0.049	J	0.050	0.0044	mg/L	1		6010C	SPLP East
Thallium	0.0024	J	2.0	0.0021	mg/L	1		6010C	SPLP East

Client Sample ID: BLG-SLAG3-071416

Lab Sample ID: 240-67510-3

Analyte	Result	Qualifier	RL	MDL	Unit	Dil Fac	D	Method	Prep Type
Aluminum	22000		15	4.4	mg/Kg	1	☼	6010C	Total/NA
Silver	0.050	J	0.76	0.048	mg/Kg	1	☼	6010C	Total/NA
Barium	160		15	0.31	mg/Kg	1	☼	6010C	Total/NA
Beryllium	0.46		0.38	0.020	mg/Kg	1	☼	6010C	Total/NA
Calcium	32000		380	17	mg/Kg	1	☼	6010C	Total/NA
Cadmium	0.14	J	0.38	0.016	mg/Kg	1	☼	6010C	Total/NA
Cobalt	8.0		0.76	0.036	mg/Kg	1	☼	6010C	Total/NA
Chromium	7.5	B	0.76	0.057	mg/Kg	1	☼	6010C	Total/NA
Copper	110	B	1.9	0.17	mg/Kg	1	☼	6010C	Total/NA
Iron	10000		15	2.4	mg/Kg	1	☼	6010C	Total/NA
Potassium	500		380	4.7	mg/Kg	1	☼	6010C	Total/NA
Magnesium	5400	B	380	4.0	mg/Kg	1	☼	6010C	Total/NA
Manganese	820	B	1.1	0.064	mg/Kg	1	☼	6010C	Total/NA
Sodium	890	B	380	14	mg/Kg	1	☼	6010C	Total/NA
Nickel	8.3	B	3.0	0.061	mg/Kg	1	☼	6010C	Total/NA
Vanadium	89		0.76	0.15	mg/Kg	1	☼	6010C	Total/NA
Zinc	11		3.8	0.43	mg/Kg	1	☼	6010C	Total/NA
Arsenic	1.2		1.1	0.31	mg/Kg	1	☼	6010C	Total/NA
Lead	5.6		0.76	0.15	mg/Kg	1	☼	6010C	Total/NA
Selenium	1.1	J	1.5	0.26	mg/Kg	1	☼	6010C	Total/NA
Thallium	3.1		1.5	0.099	mg/Kg	1	☼	6010C	Total/NA
Aluminum	0.62	B	0.20	0.0040	mg/L	1		6010C	SPLP East
Barium	0.020	J	0.50	0.0024	mg/L	1		6010C	SPLP East
Calcium	8.9		5.0	0.71	mg/L	1		6010C	SPLP East
Chromium	0.0018	J B	0.050	0.00055	mg/L	1		6010C	SPLP East
Iron	0.17	J	0.20	0.025	mg/L	1		6010C	SPLP East
Potassium	0.40	J B	5.0	0.070	mg/L	1		6010C	SPLP East
Magnesium	1.8	J	5.0	0.23	mg/L	1		6010C	SPLP East
Manganese	0.087	B	0.015	0.0051	mg/L	1		6010C	SPLP East
Sodium	26	B	5.0	0.33	mg/L	1		6010C	SPLP East

This Detection Summary does not include radiochemical test results.

Client Sample ID: BLG-SLAG3-071416 (Continued) — Lab Sample ID: 240-67510-3

Analyte	Result	Qualifier	RL	MDL	Unit	Dil Fac	D	Method	Prep Type
Vanadium	0.016	J	0.050	0.0044	mg/L	1		6010C	SPLP East

Client Sample ID: BLD-SLAG1-071416 — Lab Sample ID: 240-67510-4

Analyte	Result	Qualifier	RL	MDL	Unit	Dil Fac	D	Method	Prep Type
Aluminum	18000		21	6.0	mg/Kg	1	☼	6010C	Total/NA
Silver	0.34	J	1.0	0.065	mg/Kg	1	☼	6010C	Total/NA
Barium	330		21	0.42	mg/Kg	1	☼	6010C	Total/NA
Beryllium	2.9		0.51	0.027	mg/Kg	1	☼	6010C	Total/NA
Calcium	110000		1000	47	mg/Kg	2	☼	6010C	Total/NA
Cadmium	0.40	J	0.51	0.022	mg/Kg	1	☼	6010C	Total/NA
Cobalt	1.7		1.0	0.048	mg/Kg	1	☼	6010C	Total/NA
Chromium	12	B	1.0	0.077	mg/Kg	1	☼	6010C	Total/NA
Copper	13	B	5.1	0.47	mg/Kg	2	☼	6010C	Total/NA
Iron	9100		21	3.3	mg/Kg	1	☼	6010C	Total/NA
Potassium	1400		510	6.4	mg/Kg	1	☼	6010C	Total/NA
Magnesium	26000	B	510	5.3	mg/Kg	1	☼	6010C	Total/NA
Manganese	3600	B	7.7	0.43	mg/Kg	5	☼	6010C	Total/NA
Sodium	820	B	510	20	mg/Kg	1	☼	6010C	Total/NA
Nickel	5.1	B	4.1	0.082	mg/Kg	1	☼	6010C	Total/NA
Antimony	3.3		2.1	0.49	mg/Kg	1	☼	6010C	Total/NA
Vanadium	12		1.0	0.21	mg/Kg	1	☼	6010C	Total/NA
Zinc	18		5.1	0.58	mg/Kg	1	☼	6010C	Total/NA
Arsenic	2.9	J	7.7	2.1	mg/Kg	5	☼	6010C	Total/NA
Lead	14		1.0	0.21	mg/Kg	1	☼	6010C	Total/NA
Thallium	14		10	0.67	mg/Kg	5	☼	6010C	Total/NA
Aluminum	0.20	B	0.20	0.0040	mg/L	1		6010C	SPLP East
Barium	0.036	J	0.50	0.0024	mg/L	1		6010C	SPLP East
Calcium	15		5.0	0.71	mg/L	1		6010C	SPLP East
Chromium	0.0025	J B	0.050	0.00055	mg/L	1		6010C	SPLP East
Iron	0.049	J	0.20	0.025	mg/L	1		6010C	SPLP East
Potassium	0.55	J B	5.0	0.070	mg/L	1		6010C	SPLP East
Magnesium	1.8	J	5.0	0.23	mg/L	1		6010C	SPLP East
Manganese	0.043	B	0.015	0.0051	mg/L	1		6010C	SPLP East
Sodium	33	B	5.0	0.33	mg/L	1		6010C	SPLP East
Antimony	0.0048	J	0.30	0.0031	mg/L	1		6010C	SPLP East

Client Sample ID: BLD-SLAG2-071416 — Lab Sample ID: 240-67510-5

Analyte	Result	Qualifier	RL	MDL	Unit	Dil Fac	D	Method	Prep Type
Aluminum	20000		15	4.3	mg/Kg	1	☼	6010C	Total/NA
Silver	0.25	J	0.74	0.047	mg/Kg	1	☼	6010C	Total/NA
Barium	210		15	0.31	mg/Kg	1	☼	6010C	Total/NA
Beryllium	3.3		0.37	0.019	mg/Kg	1	☼	6010C	Total/NA
Calcium	150000		1900	86	mg/Kg	5	☼	6010C	Total/NA
Cadmium	0.055	J	0.37	0.016	mg/Kg	1	☼	6010C	Total/NA
Cobalt	0.20	J	0.74	0.035	mg/Kg	1	☼	6010C	Total/NA
Chromium	2.9	B	0.74	0.056	mg/Kg	1	☼	6010C	Total/NA
Copper	3.8	J B	9.3	0.86	mg/Kg	5	☼	6010C	Total/NA
Iron	510		15	2.4	mg/Kg	1	☼	6010C	Total/NA

This Detection Summary does not include radiochemical test results.

Client Sample ID: BLD-SLAG2-071416 (Continued)

Lab Sample ID: 240-67510-5

Analyte	Result	Qualifier	RL	MDL	Unit	Dil Fac	D	Method	Prep Type
Potassium	640		370	4.6	mg/Kg	1	☼	6010C	Total/NA
Magnesium	47000	B	740	7.7	mg/Kg	2	☼	6010C	Total/NA
Manganese	2200	B	2.2	0.13	mg/Kg	2	☼	6010C	Total/NA
Sodium	510	B	370	14	mg/Kg	1	☼	6010C	Total/NA
Nickel	1.9	J B	3.0	0.060	mg/Kg	1	☼	6010C	Total/NA
Vanadium	4.5		0.74	0.15	mg/Kg	1	☼	6010C	Total/NA
Zinc	4.2		3.7	0.42	mg/Kg	1	☼	6010C	Total/NA
Arsenic	1.2	J	2.2	0.61	mg/Kg	2	☼	6010C	Total/NA
Lead	2.7		0.74	0.15	mg/Kg	1	☼	6010C	Total/NA
Selenium	1.3	J	3.0	0.51	mg/Kg	2	☼	6010C	Total/NA
Thallium	8.9		3.0	0.19	mg/Kg	2	☼	6010C	Total/NA
Aluminum	0.40	B	0.20	0.0040	mg/L	1		6010C	SPLP East
Barium	0.017	J	0.50	0.0024	mg/L	1		6010C	SPLP East
Calcium	11		5.0	0.71	mg/L	1		6010C	SPLP East
Chromium	0.0035	J B	0.050	0.00055	mg/L	1		6010C	SPLP East
Iron	0.18	J	0.20	0.025	mg/L	1		6010C	SPLP East
Potassium	0.62	J B	5.0	0.070	mg/L	1		6010C	SPLP East
Magnesium	2.3	J	5.0	0.23	mg/L	1		6010C	SPLP East
Manganese	0.16	B	0.015	0.0051	mg/L	1		6010C	SPLP East
Sodium	32	B	5.0	0.33	mg/L	1		6010C	SPLP East
Antimony	0.0061	J	0.30	0.0031	mg/L	1		6010C	SPLP East
Vanadium	0.018	J	0.050	0.0044	mg/L	1		6010C	SPLP East

Client Sample ID: BLD-SLAG3-071416

Lab Sample ID: 240-67510-6

Analyte	Result	Qualifier	RL	MDL	Unit	Dil Fac	D	Method	Prep Type
Aluminum	9900		17	5.0	mg/Kg	1	☼	6010C	Total/NA
Silver	0.068	J	0.87	0.055	mg/Kg	1	☼	6010C	Total/NA
Barium	250		17	0.36	mg/Kg	1	☼	6010C	Total/NA
Beryllium	1.9		0.43	0.023	mg/Kg	1	☼	6010C	Total/NA
Calcium	77000		870	40	mg/Kg	2	☼	6010C	Total/NA
Cadmium	0.098	J	0.43	0.018	mg/Kg	1	☼	6010C	Total/NA
Cobalt	0.13	J	0.87	0.041	mg/Kg	1	☼	6010C	Total/NA
Chromium	2.1	B	0.87	0.065	mg/Kg	1	☼	6010C	Total/NA
Copper	1.9	J B	4.3	0.40	mg/Kg	2	☼	6010C	Total/NA
Iron	330		17	2.8	mg/Kg	1	☼	6010C	Total/NA
Potassium	190	J	430	5.4	mg/Kg	1	☼	6010C	Total/NA
Magnesium	18000	B	430	4.5	mg/Kg	1	☼	6010C	Total/NA
Manganese	940	B	1.3	0.073	mg/Kg	1	☼	6010C	Total/NA
Sodium	290	J B	430	16	mg/Kg	1	☼	6010C	Total/NA
Nickel	1.2	J B	3.5	0.069	mg/Kg	1	☼	6010C	Total/NA
Vanadium	1.5		0.87	0.17	mg/Kg	1	☼	6010C	Total/NA
Zinc	7.6		4.3	0.49	mg/Kg	1	☼	6010C	Total/NA
Arsenic	0.56	J	1.3	0.36	mg/Kg	1	☼	6010C	Total/NA
Lead	2.7		0.87	0.17	mg/Kg	1	☼	6010C	Total/NA
Selenium	0.67	J	1.7	0.29	mg/Kg	1	☼	6010C	Total/NA
Thallium	3.8		1.7	0.11	mg/Kg	1	☼	6010C	Total/NA
Aluminum	0.20	B	0.20	0.0040	mg/L	1		6010C	SPLP East
Barium	0.11	J	0.50	0.0024	mg/L	1		6010C	SPLP East
Calcium	29		5.0	0.71	mg/L	1		6010C	SPLP East

This Detection Summary does not include radiochemical test results.

Client Sample ID: BLD-SLAG3-071416 (Continued) Lab Sample ID: 240-67510-6

Analyte	Result	Qualifier	RL	MDL	Unit	Dil Fac	D	Method	Prep Type
Chromium	0.0023	J B	0.050	0.00055	mg/L	1		6010C	SPLP East
Potassium	0.56	J B	5.0	0.070	mg/L	1		6010C	SPLP East
Magnesium	0.95	J	5.0	0.23	mg/L	1		6010C	SPLP East
Manganese	0.024	B	0.015	0.0051	mg/L	1		6010C	SPLP East
Sodium	26	B	5.0	0.33	mg/L	1		6010C	SPLP East
Antimony	0.0046	J	0.30	0.0031	mg/L	1		6010C	SPLP East
Vanadium	0.0070	J	0.050	0.0044	mg/L	1		6010C	SPLP East

Client Sample ID: BLG-SLAG1-071416 Lab Sample ID: 240-67510-1

Date Collected: 07/14/16 11:00 **Matrix: Solid**
Date Received: 07/15/16 09:25 **Percent Solids: 97.4**

Method: 6010C - Metals (ICP)

Analyte	Result	Qualifier	RL	MDL	Unit	D	Prepared	Analyzed	Dil Fac
Aluminum	16000		20	5.7	mg/Kg	☼	07/25/16 11:47	07/26/16 15:29	1
Silver	0.28	J	0.99	0.062	mg/Kg	☼	07/25/16 11:47	07/26/16 15:29	1
Barium	270		20	0.40	mg/Kg	☼	07/25/16 11:47	07/26/16 15:29	1
Beryllium	2.3		0.49	0.026	mg/Kg	☼	07/25/16 11:47	07/26/16 15:29	1
Calcium	110000		990	45	mg/Kg	☼	07/25/16 11:47	07/27/16 14:02	2
Cadmium	0.39	J	0.49	0.021	mg/Kg	☼	07/25/16 11:47	07/26/16 15:29	1
Cobalt	0.33	J	0.99	0.046	mg/Kg	☼	07/25/16 11:47	07/26/16 15:29	1
Chromium	3.8	B	0.99	0.074	mg/Kg	☼	07/25/16 11:47	07/26/16 15:29	1
Copper	4.8	J B	4.9	0.45	mg/Kg	☼	07/25/16 11:47	07/27/16 14:02	2
Iron	1100		20	3.2	mg/Kg	☼	07/25/16 11:47	07/26/16 15:29	1
Potassium	560		490	6.1	mg/Kg	☼	07/25/16 11:47	07/26/16 15:29	1
Magnesium	24000	B	490	5.1	mg/Kg	☼	07/25/16 11:47	07/26/16 15:29	1
Manganese	1900	B	3.0	0.17	mg/Kg	☼	07/25/16 11:47	07/27/16 14:02	2
Sodium	800	B	490	19	mg/Kg	☼	07/25/16 11:47	07/26/16 15:29	1
Nickel	1.9	J B	3.9	0.079	mg/Kg	☼	07/25/16 11:47	07/26/16 15:29	1
Antimony	0.47	U	2.0	0.47	mg/Kg	☼	07/25/16 11:47	07/26/16 15:29	1
Vanadium	3.9		0.99	0.20	mg/Kg	☼	07/25/16 11:47	07/26/16 15:29	1
Zinc	21		4.9	0.55	mg/Kg	☼	07/25/16 11:47	07/26/16 15:29	1
Arsenic	1.9	J	3.0	0.81	mg/Kg	☼	07/25/16 11:47	07/27/16 14:02	2
Lead	7.4		0.99	0.20	mg/Kg	☼	07/25/16 11:47	07/26/16 15:29	1
Selenium	1.5	J	3.9	0.67	mg/Kg	☼	07/25/16 11:47	07/27/16 14:02	2
Thallium	7.3		3.9	0.26	mg/Kg	☼	07/25/16 11:47	07/27/16 14:02	2

Method: 6010C - Metals (ICP) - SPLP East

Analyte	Result	Qualifier	RL	MDL	Unit	D	Prepared	Analyzed	Dil Fac
Aluminum	0.37	B	0.20	0.0040	mg/L		07/28/16 10:38	08/01/16 15:06	1
Silver	0.00092	U	0.050	0.00092	mg/L		07/28/16 10:38	08/01/16 15:06	1
Barium	0.0091	J	0.50	0.0024	mg/L		07/28/16 10:38	08/01/16 15:06	1
Beryllium	0.00021	U	0.0050	0.00021	mg/L		07/28/16 10:38	08/01/16 15:06	1
Calcium	9.5		5.0	0.71	mg/L		07/28/16 10:38	08/01/16 15:06	1
Cadmium	0.00029	U	0.050	0.00029	mg/L		07/28/16 10:38	08/01/16 15:06	1
Cobalt	0.00084	U	0.050	0.00084	mg/L		07/28/16 10:38	08/01/16 15:06	1
Chromium	0.0037	J B	0.050	0.00055	mg/L		07/28/16 10:38	08/01/16 15:06	1
Copper	0.0039	U	1.0	0.0039	mg/L		07/28/16 10:38	08/01/16 15:06	1
Iron	0.076	J	0.20	0.025	mg/L		07/28/16 10:38	08/01/16 15:06	1
Potassium	0.49	J B	5.0	0.070	mg/L		07/28/16 10:38	08/01/16 15:06	1
Magnesium	1.7	J	5.0	0.23	mg/L		07/28/16 10:38	08/01/16 15:06	1
Manganese	0.063	B	0.015	0.0051	mg/L		07/28/16 10:38	08/01/16 15:06	1
Sodium	36	B	5.0	0.33	mg/L		07/28/16 10:38	08/01/16 15:06	1
Nickel	0.0016	U	0.040	0.0016	mg/L		07/28/16 10:38	08/01/16 15:06	1
Antimony	0.0031	U	0.30	0.0031	mg/L		07/28/16 10:38	08/01/16 15:06	1
Vanadium	0.060		0.050	0.0044	mg/L		07/28/16 10:38	08/01/16 15:06	1
Zinc	0.016	U	1.0	0.016	mg/L		07/28/16 10:38	08/01/16 15:06	1
Arsenic	0.0033	U	0.050	0.0033	mg/L		07/28/16 10:38	08/01/16 15:06	1
Lead	0.0019	U	0.050	0.0019	mg/L		07/28/16 10:38	08/01/16 15:06	1
Selenium	0.0051	U	0.050	0.0051	mg/L		07/28/16 10:38	08/01/16 15:06	1
Thallium	0.0021	U	2.0	0.0021	mg/L		07/28/16 10:38	08/01/16 15:06	1

Client Sample ID: BLG-SLAG1-071416 — Lab Sample ID: 240-67510-1

Date Collected: 07/14/16 11:00 — **Matrix: Solid**
Date Received: 07/15/16 09:25

Method: 7470A - Mercury (CVAA) - SPLP East

Analyte	Result	Qualifier	RL	MDL	Unit	D	Prepared	Analyzed	Dil Fac
Mercury	0.000090	U	0.0020	0.000090	mg/L		07/28/16 12:00	07/29/16 16:18	1

Method: 7471A - Mercury (CVAA)

Analyte	Result	Qualifier	RL	MDL	Unit	D	Prepared	Analyzed	Dil Fac
Mercury	0.017	U	0.12	0.017	mg/Kg	☼	07/25/16 13:21	07/26/16 07:54	1

General Chemistry

Analyte	Result	Qualifier	RL	MDL	Unit	D	Prepared	Analyzed	Dil Fac
Percent Solids	**97.4**		0.1	0.1	%			07/25/16 14:13	1
Percent Moisture	**2.6**		0.1	0.1	%			07/25/16 14:13	1

Client Sample ID: BLG-SLAG2-071416 — Lab Sample ID: 240-67510-2

Date Collected: 07/14/16 10:30 — **Matrix: Solid**
Date Received: 07/15/16 09:25 — **Percent Solids: 96.9**

Method: 6010C - Metals (ICP)

Analyte	Result	Qualifier	RL	MDL	Unit	D	Prepared	Analyzed	Dil Fac
Aluminum	**15000**		15	4.4	mg/Kg	☼	07/25/16 11:47	07/26/16 15:34	1
Silver	**0.90**		0.76	0.048	mg/Kg	☼	07/25/16 11:47	07/26/16 15:34	1
Barium	**180**		15	0.31	mg/Kg	☼	07/25/16 11:47	07/26/16 15:34	1
Beryllium	**1.5**		0.38	0.020	mg/Kg	☼	07/25/16 11:47	07/26/16 15:34	1
Calcium	**82000**		760	35	mg/Kg	☼	07/25/16 11:47	07/27/16 14:07	2
Cadmium	**0.19**	**J**	0.38	0.016	mg/Kg	☼	07/25/16 11:47	07/26/16 15:34	1
Cobalt	**0.31**	**J**	0.76	0.036	mg/Kg	☼	07/25/16 11:47	07/26/16 15:34	1
Chromium	**33**	**B**	0.76	0.057	mg/Kg	☼	07/25/16 11:47	07/26/16 15:34	1
Copper	**5.3**	**B**	3.8	0.35	mg/Kg	☼	07/25/16 11:47	07/27/16 14:07	2
Iron	**1200**		15	2.4	mg/Kg	☼	07/25/16 11:47	07/26/16 15:34	1
Potassium	**2500**		380	4.7	mg/Kg	☼	07/25/16 11:47	07/26/16 15:34	1
Magnesium	**22000**	**B**	380	3.9	mg/Kg	☼	07/25/16 11:47	07/26/16 15:34	1
Manganese	**8100**	**B**	23	1.3	mg/Kg	☼	07/25/16 11:47	07/27/16 14:34	20
Sodium	**2100**	**B**	380	14	mg/Kg	☼	07/25/16 11:47	07/26/16 15:34	1
Nickel	**2.0**	**J B**	3.0	0.061	mg/Kg	☼	07/25/16 11:47	07/26/16 15:34	1
Antimony	0.36	U	1.5	0.36	mg/Kg	☼	07/25/16 11:47	07/26/16 15:34	1
Vanadium	**150**		0.76	0.15	mg/Kg	☼	07/25/16 11:47	07/26/16 15:34	1
Zinc	**11**		3.8	0.42	mg/Kg	☼	07/25/16 11:47	07/26/16 15:34	1
Arsenic	6.2	U	23	6.2	mg/Kg	☼	07/25/16 11:47	07/27/16 14:34	20
Lead	**4.3**		0.76	0.15	mg/Kg	☼	07/25/16 11:47	07/26/16 15:34	1
Selenium	5.2	U	30	5.2	mg/Kg	☼	07/25/16 11:47	07/27/16 14:34	20
Thallium	**31**		30	2.0	mg/Kg	☼	07/25/16 11:47	07/27/16 14:34	20

Method: 6010C - Metals (ICP) - SPLP East

Analyte	Result	Qualifier	RL	MDL	Unit	D	Prepared	Analyzed	Dil Fac
Aluminum	**0.67**	**B**	0.20	0.0040	mg/L		07/28/16 10:39	08/01/16 15:10	1
Silver	0.00092	U	0.050	0.00092	mg/L		07/28/16 10:39	08/01/16 15:10	1
Barium	**0.025**	**J**	0.50	0.0024	mg/L		07/28/16 10:39	08/01/16 15:10	1
Beryllium	0.00021	U	0.0050	0.00021	mg/L		07/28/16 10:39	08/01/16 15:10	1
Calcium	**12**		5.0	0.71	mg/L		07/28/16 10:39	08/01/16 15:10	1
Cadmium	0.00029	U	0.050	0.00029	mg/L		07/28/16 10:39	08/01/16 15:10	1
Cobalt	0.00084	U	0.050	0.00084	mg/L		07/28/16 10:39	08/01/16 15:10	1
Chromium	**0.0039**	**J B**	0.050	0.00055	mg/L		07/28/16 10:39	08/01/16 15:10	1

Client Sample ID: BLG-SLAG2-071416 — Lab Sample ID: 240-67510-2

Date Collected: 07/14/16 10:30 — **Matrix: Solid**
Date Received: 07/15/16 09:25

Method: 6010C - Metals (ICP) - SPLP East (Continued)

Analyte	Result	Qualifier	RL	MDL	Unit	D	Prepared	Analyzed	Dil Fac
Copper	0.0039	U	1.0	0.0039	mg/L		07/28/16 10:39	08/01/16 15:10	1
Iron	**0.18**	**J**	0.20	0.025	mg/L		07/28/16 10:39	08/01/16 15:10	1
Potassium	**0.61**	**J B**	5.0	0.070	mg/L		07/28/16 10:39	08/01/16 15:10	1
Magnesium	**2.3**	**J**	5.0	0.23	mg/L		07/28/16 10:39	08/01/16 15:10	1
Manganese	**0.17**	**B**	0.015	0.0051	mg/L		07/28/16 10:39	08/01/16 15:10	1
Sodium	**34**	**B**	5.0	0.33	mg/L		07/28/16 10:39	08/01/16 15:10	1
Nickel	0.0016	U	0.040	0.0016	mg/L		07/28/16 10:39	08/01/16 15:10	1
Antimony	**0.0056**	**J**	0.30	0.0031	mg/L		07/28/16 10:39	08/01/16 15:10	1
Vanadium	**0.049**	**J**	0.050	0.0044	mg/L		07/28/16 10:39	08/01/16 15:10	1
Zinc	0.016	U	1.0	0.016	mg/L		07/28/16 10:39	08/01/16 15:10	1
Arsenic	0.0033	U	0.050	0.0033	mg/L		07/28/16 10:39	08/01/16 15:10	1
Lead	0.0019	U	0.050	0.0019	mg/L		07/28/16 10:39	08/01/16 15:10	1
Selenium	0.0051	U	0.050	0.0051	mg/L		07/28/16 10:39	08/01/16 15:10	1
Thallium	**0.0024**	**J**	2.0	0.0021	mg/L		07/28/16 10:39	08/01/16 15:10	1

Method: 7470A - Mercury (CVAA) - SPLP East

Analyte	Result	Qualifier	RL	MDL	Unit	D	Prepared	Analyzed	Dil Fac
Mercury	0.000090	U	0.0020	0.000090	mg/L		07/28/16 12:00	07/29/16 16:20	1

Method: 7471A - Mercury (CVAA)

Analyte	Result	Qualifier	RL	MDL	Unit	D	Prepared	Analyzed	Dil Fac
Mercury	0.015	U	0.11	0.015	mg/Kg	☼	07/25/16 13:21	07/26/16 07:57	1

General Chemistry

Analyte	Result	Qualifier	RL	MDL	Unit	D	Prepared	Analyzed	Dil Fac
Percent Solids	**96.9**		0.1	0.1	%			07/25/16 14:13	1
Percent Moisture	**3.1**		0.1	0.1	%			07/25/16 14:13	1

Client Sample ID: BLG-SLAG3-071416 — Lab Sample ID: 240-67510-3

Date Collected: 07/14/16 09:30 — **Matrix: Solid**
Date Received: 07/15/16 09:25 — **Percent Solids: 95.3**

Method: 6010C - Metals (ICP)

Analyte	Result	Qualifier	RL	MDL	Unit	D	Prepared	Analyzed	Dil Fac
Aluminum	**22000**		15	4.4	mg/Kg	☼	07/25/16 11:47	07/26/16 15:46	1
Silver	**0.050**	**J**	0.76	0.048	mg/Kg	☼	07/25/16 11:47	07/26/16 15:46	1
Barium	**160**		15	0.31	mg/Kg	☼	07/25/16 11:47	07/26/16 15:46	1
Beryllium	**0.46**		0.38	0.020	mg/Kg	☼	07/25/16 11:47	07/26/16 15:46	1
Calcium	**32000**		380	17	mg/Kg	☼	07/25/16 11:47	07/26/16 15:46	1
Cadmium	**0.14**	**J**	0.38	0.016	mg/Kg	☼	07/25/16 11:47	07/26/16 15:46	1
Cobalt	**8.0**		0.76	0.036	mg/Kg	☼	07/25/16 11:47	07/26/16 15:46	1
Chromium	**7.5**	**B**	0.76	0.057	mg/Kg	☼	07/25/16 11:47	07/26/16 15:46	1
Copper	**110**	**B**	1.9	0.17	mg/Kg	☼	07/25/16 11:47	07/26/16 15:46	1
Iron	**10000**		15	2.4	mg/Kg	☼	07/25/16 11:47	07/26/16 15:46	1
Potassium	**500**		380	4.7	mg/Kg	☼	07/25/16 11:47	07/26/16 15:46	1
Magnesium	**5400**	**B**	380	4.0	mg/Kg	☼	07/25/16 11:47	07/26/16 15:46	1
Manganese	**820**	**B**	1.1	0.064	mg/Kg	☼	07/25/16 11:47	07/26/16 15:46	1
Sodium	**890**	**B**	380	14	mg/Kg	☼	07/25/16 11:47	07/26/16 15:46	1
Nickel	**8.3**	**B**	3.0	0.061	mg/Kg	☼	07/25/16 11:47	07/26/16 15:46	1
Antimony	0.36	U	1.5	0.36	mg/Kg	☼	07/25/16 11:47	07/26/16 15:46	1

Client Sample ID: BLG-SLAG3-071416 **Lab Sample ID: 240-67510-3**
Date Collected: 07/14/16 09:30 **Matrix: Solid**
Date Received: 07/15/16 09:25 **Percent Solids: 95.3**

Method: 6010C - Metals (ICP) (Continued)

Analyte	Result	Qualifier	RL	MDL	Unit	D	Prepared	Analyzed	Dil Fac
Vanadium	**89**		0.76	0.15	mg/Kg	☼	07/25/16 11:47	07/26/16 15:46	1
Zinc	**11**		3.8	0.43	mg/Kg	☼	07/25/16 11:47	07/26/16 15:46	1
Arsenic	**1.2**		1.1	0.31	mg/Kg	☼	07/25/16 11:47	07/26/16 15:46	1
Lead	**5.6**		0.76	0.15	mg/Kg	☼	07/25/16 11:47	07/26/16 15:46	1
Selenium	**1.1**	**J**	1.5	0.26	mg/Kg	☼	07/25/16 11:47	07/26/16 15:46	1
Thallium	**3.1**		1.5	0.099	mg/Kg	☼	07/25/16 11:47	07/26/16 15:46	1

Method: 6010C - Metals (ICP) - SPLP East

Analyte	Result	Qualifier	RL	MDL	Unit	D	Prepared	Analyzed	Dil Fac
Aluminum	**0.62**	**B**	0.20	0.0040	mg/L		07/28/16 10:39	08/01/16 15:14	1
Silver	0.00092	U	0.050	0.00092	mg/L		07/28/16 10:39	08/01/16 15:14	1
Barium	**0.020**	**J**	0.50	0.0024	mg/L		07/28/16 10:39	08/01/16 15:14	1
Beryllium	0.00021	U	0.0050	0.00021	mg/L		07/28/16 10:39	08/01/16 15:14	1
Calcium	**8.9**		5.0	0.71	mg/L		07/28/16 10:39	08/01/16 15:14	1
Cadmium	0.00029	U	0.050	0.00029	mg/L		07/28/16 10:39	08/01/16 15:14	1
Cobalt	0.00084	U	0.050	0.00084	mg/L		07/28/16 10:39	08/01/16 15:14	1
Chromium	**0.0018**	**J B**	0.050	0.00055	mg/L		07/28/16 10:39	08/01/16 15:14	1
Copper	0.0039	U	1.0	0.0039	mg/L		07/28/16 10:39	08/01/16 15:14	1
Iron	**0.17**	**J**	0.20	0.025	mg/L		07/28/16 10:39	08/01/16 15:14	1
Potassium	**0.40**	**J B**	5.0	0.070	mg/L		07/28/16 10:39	08/01/16 15:14	1
Magnesium	**1.8**	**J**	5.0	0.23	mg/L		07/28/16 10:39	08/01/16 15:14	1
Manganese	**0.087**	**B**	0.015	0.0051	mg/L		07/28/16 10:39	08/01/16 15:14	1
Sodium	**26**	**B**	5.0	0.33	mg/L		07/28/16 10:39	08/01/16 15:14	1
Nickel	0.0016	U	0.040	0.0016	mg/L		07/28/16 10:39	08/01/16 15:14	1
Antimony	0.0031	U	0.30	0.0031	mg/L		07/28/16 10:39	08/01/16 15:14	1
Vanadium	**0.016**	**J**	0.050	0.0044	mg/L		07/28/16 10:39	08/01/16 15:14	1
Zinc	0.016	U	1.0	0.016	mg/L		07/28/16 10:39	08/01/16 15:14	1
Arsenic	0.0033	U	0.050	0.0033	mg/L		07/28/16 10:39	08/01/16 15:14	1
Lead	0.0019	U	0.050	0.0019	mg/L		07/28/16 10:39	08/01/16 15:14	1
Selenium	0.0051	U	0.050	0.0051	mg/L		07/28/16 10:39	08/01/16 15:14	1
Thallium	0.0021	U	2.0	0.0021	mg/L		07/28/16 10:39	08/01/16 15:14	1

Method: 7470A - Mercury (CVAA) - SPLP East

Analyte	Result	Qualifier	RL	MDL	Unit	D	Prepared	Analyzed	Dil Fac
Mercury	0.000090	U	0.0020	0.000090	mg/L		07/28/16 12:00	07/29/16 16:22	1

Method: 7471A - Mercury (CVAA)

Analyte	Result	Qualifier	RL	MDL	Unit	D	Prepared	Analyzed	Dil Fac
Mercury	0.017	U	0.12	0.017	mg/Kg	☼	07/25/16 13:21	07/26/16 07:59	1

General Chemistry

Analyte	Result	Qualifier	RL	MDL	Unit	D	Prepared	Analyzed	Dil Fac
Percent Solids	**95.3**		0.1	0.1	%			07/25/16 14:13	1
Percent Moisture	**4.7**		0.1	0.1	%			07/25/16 14:13	1

Client Sample ID: BLD-SLAG1-071416 **Lab Sample ID: 240-67510-4**
Date Collected: 07/14/16 12:30 **Matrix: Solid**
Date Received: 07/15/16 09:25 **Percent Solids: 97.4**

Method: 6010C - Metals (ICP)

Analyte	Result	Qualifier	RL	MDL	Unit	D	Prepared	Analyzed	Dil Fac
Aluminum	18000		21	6.0	mg/Kg	☼	07/25/16 11:47	07/26/16 15:50	1
Silver	0.34	J	1.0	0.065	mg/Kg	☼	07/25/16 11:47	07/26/16 15:50	1
Barium	330		21	0.42	mg/Kg	☼	07/25/16 11:47	07/26/16 15:50	1
Beryllium	2.9		0.51	0.027	mg/Kg	☼	07/25/16 11:47	07/26/16 15:50	1
Calcium	110000		1000	47	mg/Kg	☼	07/25/16 11:47	07/27/16 14:11	2
Cadmium	0.40	J	0.51	0.022	mg/Kg	☼	07/25/16 11:47	07/26/16 15:50	1
Cobalt	1.7		1.0	0.048	mg/Kg	☼	07/25/16 11:47	07/26/16 15:50	1
Chromium	12	B	1.0	0.077	mg/Kg	☼	07/25/16 11:47	07/26/16 15:50	1
Copper	13	B	5.1	0.47	mg/Kg	☼	07/25/16 11:47	07/27/16 14:11	2
Iron	9100		21	3.3	mg/Kg	☼	07/25/16 11:47	07/26/16 15:50	1
Potassium	1400		510	6.4	mg/Kg	☼	07/25/16 11:47	07/26/16 15:50	1
Magnesium	26000	B	510	5.3	mg/Kg	☼	07/25/16 11:47	07/26/16 15:50	1
Manganese	3600	B	7.7	0.43	mg/Kg	☼	07/25/16 11:47	07/27/16 14:38	5
Sodium	820	B	510	20	mg/Kg	☼	07/25/16 11:47	07/26/16 15:50	1
Nickel	5.1	B	4.1	0.082	mg/Kg	☼	07/25/16 11:47	07/26/16 15:50	1
Antimony	3.3		2.1	0.49	mg/Kg	☼	07/25/16 11:47	07/26/16 15:50	1
Vanadium	12		1.0	0.21	mg/Kg	☼	07/25/16 11:47	07/26/16 15:50	1
Zinc	18		5.1	0.58	mg/Kg	☼	07/25/16 11:47	07/26/16 15:50	1
Arsenic	2.9	J	7.7	2.1	mg/Kg	☼	07/25/16 11:47	07/27/16 14:38	5
Lead	14		1.0	0.21	mg/Kg	☼	07/25/16 11:47	07/26/16 15:50	1
Selenium	1.7	U	10	1.7	mg/Kg	☼	07/25/16 11:47	07/27/16 14:38	5
Thallium	14		10	0.67	mg/Kg	☼	07/25/16 11:47	07/27/16 14:38	5

Method: 6010C - Metals (ICP) - SPLP East

Analyte	Result	Qualifier	RL	MDL	Unit	D	Prepared	Analyzed	Dil Fac
Aluminum	0.20	B	0.20	0.0040	mg/L		07/28/16 10:39	08/01/16 15:18	1
Silver	0.00092	U	0.050	0.00092	mg/L		07/28/16 10:39	08/01/16 15:18	1
Barium	0.036	J	0.50	0.0024	mg/L		07/28/16 10:39	08/01/16 15:18	1
Beryllium	0.00021	U	0.0050	0.00021	mg/L		07/28/16 10:39	08/01/16 15:18	1
Calcium	15		5.0	0.71	mg/L		07/28/16 10:39	08/01/16 15:18	1
Cadmium	0.00029	U	0.050	0.00029	mg/L		07/28/16 10:39	08/01/16 15:18	1
Cobalt	0.00084	U	0.050	0.00084	mg/L		07/28/16 10:39	08/01/16 15:18	1
Chromium	0.0025	J B	0.050	0.00055	mg/L		07/28/16 10:39	08/01/16 15:18	1
Copper	0.0039	U	1.0	0.0039	mg/L		07/28/16 10:39	08/01/16 15:18	1
Iron	0.049	J	0.20	0.025	mg/L		07/28/16 10:39	08/01/16 15:18	1
Potassium	0.55	J B	5.0	0.070	mg/L		07/28/16 10:39	08/01/16 15:18	1
Magnesium	1.8	J	5.0	0.23	mg/L		07/28/16 10:39	08/01/16 15:18	1
Manganese	0.043	B	0.015	0.0051	mg/L		07/28/16 10:39	08/01/16 15:18	1
Sodium	33	B	5.0	0.33	mg/L		07/28/16 10:39	08/01/16 15:18	1
Nickel	0.0016	U	0.040	0.0016	mg/L		07/28/16 10:39	08/01/16 15:18	1
Antimony	0.0048	J	0.30	0.0031	mg/L		07/28/16 10:39	08/01/16 15:18	1
Vanadium	0.0044	U	0.050	0.0044	mg/L		07/28/16 10:39	08/01/16 15:18	1
Zinc	0.016	U	1.0	0.016	mg/L		07/28/16 10:39	08/01/16 15:18	1
Arsenic	0.0033	U	0.050	0.0033	mg/L		07/28/16 10:39	08/01/16 15:18	1
Lead	0.0019	U	0.050	0.0019	mg/L		07/28/16 10:39	08/01/16 15:18	1
Selenium	0.0051	U	0.050	0.0051	mg/L		07/28/16 10:39	08/01/16 15:18	1
Thallium	0.0021	U	2.0	0.0021	mg/L		07/28/16 10:39	08/01/16 15:18	1

Client Sample ID: BLD-SLAG1-071416 — Lab Sample ID: 240-67510-4

Date Collected: 07/14/16 12:30 — **Matrix: Solid**
Date Received: 07/15/16 09:25

Method: 7470A - Mercury (CVAA) - SPLP East

Analyte	Result	Qualifier	RL	MDL	Unit	D	Prepared	Analyzed	Dil Fac
Mercury	0.000090	U	0.0020	0.000090	mg/L		07/28/16 12:00	07/29/16 16:24	1

Method: 7471A - Mercury (CVAA)

Analyte	Result	Qualifier	RL	MDL	Unit	D	Prepared	Analyzed	Dil Fac
Mercury	0.014	U	0.10	0.014	mg/Kg	☼	07/25/16 13:21	07/26/16 08:01	1

General Chemistry

Analyte	Result	Qualifier	RL	MDL	Unit	D	Prepared	Analyzed	Dil Fac
Percent Solids	**97.4**		0.1	0.1	%			07/25/16 14:13	1
Percent Moisture	**2.6**		0.1	0.1	%			07/25/16 14:13	1

Client Sample ID: BLD-SLAG2-071416 — Lab Sample ID: 240-67510-5

Date Collected: 07/14/16 13:00 — **Matrix: Solid**
Date Received: 07/15/16 09:25 — **Percent Solids: 95.9**

Method: 6010C - Metals (ICP)

Analyte	Result	Qualifier	RL	MDL	Unit	D	Prepared	Analyzed	Dil Fac
Aluminum	**20000**		15	4.3	mg/Kg	☼	07/25/16 11:47	07/26/16 15:54	1
Silver	**0.25**	**J**	0.74	0.047	mg/Kg	☼	07/25/16 11:47	07/26/16 15:54	1
Barium	**210**		15	0.31	mg/Kg	☼	07/25/16 11:47	07/26/16 15:54	1
Beryllium	**3.3**		0.37	0.019	mg/Kg	☼	07/25/16 11:47	07/26/16 15:54	1
Calcium	**150000**		1900	86	mg/Kg	☼	07/25/16 11:47	07/28/16 15:18	5
Cadmium	**0.055**	**J**	0.37	0.016	mg/Kg	☼	07/25/16 11:47	07/26/16 15:54	1
Cobalt	**0.20**	**J**	0.74	0.035	mg/Kg	☼	07/25/16 11:47	07/26/16 15:54	1
Chromium	**2.9**	**B**	0.74	0.056	mg/Kg	☼	07/25/16 11:47	07/26/16 15:54	1
Copper	**3.8**	**J B**	9.3	0.86	mg/Kg	☼	07/25/16 11:47	07/28/16 15:18	5
Iron	**510**		15	2.4	mg/Kg	☼	07/25/16 11:47	07/26/16 15:54	1
Potassium	**640**		370	4.6	mg/Kg	☼	07/25/16 11:47	07/26/16 15:54	1
Magnesium	**47000**	**B**	740	7.7	mg/Kg	☼	07/25/16 11:47	07/27/16 14:23	2
Manganese	**2200**	**B**	2.2	0.13	mg/Kg	☼	07/25/16 11:47	07/27/16 14:23	2
Sodium	**510**	**B**	370	14	mg/Kg	☼	07/25/16 11:47	07/26/16 15:54	1
Nickel	**1.9**	**J B**	3.0	0.060	mg/Kg	☼	07/25/16 11:47	07/26/16 15:54	1
Antimony	0.36	U	1.5	0.36	mg/Kg	☼	07/25/16 11:47	07/26/16 15:54	1
Vanadium	**4.5**		0.74	0.15	mg/Kg	☼	07/25/16 11:47	07/26/16 15:54	1
Zinc	**4.2**		3.7	0.42	mg/Kg	☼	07/25/16 11:47	07/26/16 15:54	1
Arsenic	**1.2**	**J**	2.2	0.61	mg/Kg	☼	07/25/16 11:47	07/27/16 14:23	2
Lead	**2.7**		0.74	0.15	mg/Kg	☼	07/25/16 11:47	07/26/16 15:54	1
Selenium	**1.3**	**J**	3.0	0.51	mg/Kg	☼	07/25/16 11:47	07/27/16 14:23	2
Thallium	**8.9**		3.0	0.19	mg/Kg	☼	07/25/16 11:47	07/27/16 14:23	2

Method: 6010C - Metals (ICP) - SPLP East

Analyte	Result	Qualifier	RL	MDL	Unit	D	Prepared	Analyzed	Dil Fac
Aluminum	**0.40**	**B**	0.20	0.0040	mg/L		07/28/16 10:39	08/01/16 15:22	1
Silver	0.00092	U	0.050	0.00092	mg/L		07/28/16 10:39	08/01/16 15:22	1
Barium	**0.017**	**J**	0.50	0.0024	mg/L		07/28/16 10:39	08/01/16 15:22	1
Beryllium	0.00021	U	0.0050	0.00021	mg/L		07/28/16 10:39	08/01/16 15:22	1
Calcium	**11**		5.0	0.71	mg/L		07/28/16 10:39	08/01/16 15:22	1
Cadmium	0.00029	U	0.050	0.00029	mg/L		07/28/16 10:39	08/01/16 15:22	1
Cobalt	0.00084	U	0.050	0.00084	mg/L		07/28/16 10:39	08/01/16 15:22	1
Chromium	**0.0035**	**J B**	0.050	0.00055	mg/L		07/28/16 10:39	08/01/16 15:22	1

Client Sample ID: BLD-SLAG2-071416 — Lab Sample ID: 240-67510-5

Date Collected: 07/14/16 13:00 — **Matrix: Solid**
Date Received: 07/15/16 09:25

Method: 6010C - Metals (ICP) - SPLP East (Continued)

Analyte	Result	Qualifier	RL	MDL	Unit	D	Prepared	Analyzed	Dil Fac
Copper	0.0039	U	1.0	0.0039	mg/L		07/28/16 10:39	08/01/16 15:22	1
Iron	**0.18**	**J**	0.20	0.025	mg/L		07/28/16 10:39	08/01/16 15:22	1
Potassium	**0.62**	**J B**	5.0	0.070	mg/L		07/28/16 10:39	08/01/16 15:22	1
Magnesium	**2.3**	**J**	5.0	0.23	mg/L		07/28/16 10:39	08/01/16 15:22	1
Manganese	**0.16**	**B**	0.015	0.0051	mg/L		07/28/16 10:39	08/01/16 15:22	1
Sodium	**32**	**B**	5.0	0.33	mg/L		07/28/16 10:39	08/01/16 15:22	1
Nickel	0.0016	U	0.040	0.0016	mg/L		07/28/16 10:39	08/01/16 15:22	1
Antimony	**0.0061**	**J**	0.30	0.0031	mg/L		07/28/16 10:39	08/01/16 15:22	1
Vanadium	**0.018**	**J**	0.050	0.0044	mg/L		07/28/16 10:39	08/01/16 15:22	1
Zinc	0.016	U	1.0	0.016	mg/L		07/28/16 10:39	08/01/16 15:22	1
Arsenic	0.0033	U	0.050	0.0033	mg/L		07/28/16 10:39	08/01/16 15:22	1
Lead	0.0019	U	0.050	0.0019	mg/L		07/28/16 10:39	08/01/16 15:22	1
Selenium	0.0051	U	0.050	0.0051	mg/L		07/28/16 10:39	08/01/16 15:22	1
Thallium	0.0021	U	2.0	0.0021	mg/L		07/28/16 10:39	08/01/16 15:22	1

Method: 7470A - Mercury (CVAA) - SPLP East

Analyte	Result	Qualifier	RL	MDL	Unit	D	Prepared	Analyzed	Dil Fac
Mercury	0.000090	U	0.0020	0.000090	mg/L		07/28/16 12:00	07/29/16 16:27	1

Method: 7471A - Mercury (CVAA)

Analyte	Result	Qualifier	RL	MDL	Unit	D	Prepared	Analyzed	Dil Fac
Mercury	0.017	U	0.12	0.017	mg/Kg	☼	07/25/16 13:21	07/26/16 08:03	1

General Chemistry

Analyte	Result	Qualifier	RL	MDL	Unit	D	Prepared	Analyzed	Dil Fac
Percent Solids	**95.9**		0.1	0.1	%			07/25/16 14:13	1
Percent Moisture	**4.1**		0.1	0.1	%			07/25/16 14:13	1

Client Sample ID: BLD-SLAG3-071416 — Lab Sample ID: 240-67510-6

Date Collected: 07/14/16 13:30 — **Matrix: Solid**
Date Received: 07/15/16 09:25 — **Percent Solids: 97.8**

Method: 6010C - Metals (ICP)

Analyte	Result	Qualifier	RL	MDL	Unit	D	Prepared	Analyzed	Dil Fac
Aluminum	**9900**		17	5.0	mg/Kg	☼	07/25/16 11:47	07/26/16 15:59	1
Silver	**0.068**	**J**	0.87	0.055	mg/Kg	☼	07/25/16 11:47	07/26/16 15:59	1
Barium	**250**		17	0.36	mg/Kg	☼	07/25/16 11:47	07/26/16 15:59	1
Beryllium	**1.9**		0.43	0.023	mg/Kg	☼	07/25/16 11:47	07/26/16 15:59	1
Calcium	**77000**		870	40	mg/Kg	☼	07/25/16 11:47	07/27/16 14:27	2
Cadmium	**0.098**	**J**	0.43	0.018	mg/Kg	☼	07/25/16 11:47	07/26/16 15:59	1
Cobalt	**0.13**	**J**	0.87	0.041	mg/Kg	☼	07/25/16 11:47	07/26/16 15:59	1
Chromium	**2.1**	**B**	0.87	0.065	mg/Kg	☼	07/25/16 11:47	07/26/16 15:59	1
Copper	**1.9**	**J B**	4.3	0.40	mg/Kg	☼	07/25/16 11:47	07/27/16 14:27	2
Iron	**330**		17	2.8	mg/Kg	☼	07/25/16 11:47	07/26/16 15:59	1
Potassium	**190**	**J**	430	5.4	mg/Kg	☼	07/25/16 11:47	07/26/16 15:59	1
Magnesium	**18000**	**B**	430	4.5	mg/Kg	☼	07/25/16 11:47	07/26/16 15:59	1
Manganese	**940**	**B**	1.3	0.073	mg/Kg	☼	07/25/16 11:47	07/26/16 15:59	1
Sodium	**290**	**J B**	430	16	mg/Kg	☼	07/25/16 11:47	07/26/16 15:59	1
Nickel	**1.2**	**J B**	3.5	0.069	mg/Kg	☼	07/25/16 11:47	07/26/16 15:59	1
Antimony	0.42	U	1.7	0.42	mg/Kg	☼	07/25/16 11:47	07/26/16 15:59	1

Client Sample ID: BLD-SLAG3-071416 **Lab Sample ID: 240-67510-6**
Date Collected: 07/14/16 13:30 **Matrix: Solid**
Date Received: 07/15/16 09:25 **Percent Solids: 97.8**

Method: 6010C - Metals (ICP) (Continued)

Analyte	Result	Qualifier	RL	MDL	Unit	D	Prepared	Analyzed	Dil Fac
Vanadium	**1.5**		0.87	0.17	mg/Kg	☼	07/25/16 11:47	07/26/16 15:59	1
Zinc	**7.6**		4.3	0.49	mg/Kg	☼	07/25/16 11:47	07/26/16 15:59	1
Arsenic	**0.56**	**J**	1.3	0.36	mg/Kg	☼	07/25/16 11:47	07/26/16 15:59	1
Lead	**2.7**		0.87	0.17	mg/Kg	☼	07/25/16 11:47	07/26/16 15:59	1
Selenium	**0.67**	**J**	1.7	0.29	mg/Kg	☼	07/25/16 11:47	07/26/16 15:59	1
Thallium	**3.8**		1.7	0.11	mg/Kg	☼	07/25/16 11:47	07/26/16 15:59	1

Method: 6010C - Metals (ICP) - SPLP East

Analyte	Result	Qualifier	RL	MDL	Unit	D	Prepared	Analyzed	Dil Fac
Aluminum	**0.20**	**B**	0.20	0.0040	mg/L		07/28/16 10:39	08/01/16 15:26	1
Silver	0.00092	U	0.050	0.00092	mg/L		07/28/16 10:39	08/01/16 15:26	1
Barium	**0.11**	**J**	0.50	0.0024	mg/L		07/28/16 10:39	08/01/16 15:26	1
Beryllium	0.00021	U	0.0050	0.00021	mg/L		07/28/16 10:39	08/01/16 15:26	1
Calcium	**29**		5.0	0.71	mg/L		07/28/16 10:39	08/01/16 15:26	1
Cadmium	0.00029	U	0.050	0.00029	mg/L		07/28/16 10:39	08/01/16 15:26	1
Cobalt	0.00084	U	0.050	0.00084	mg/L		07/28/16 10:39	08/01/16 15:26	1
Chromium	**0.0023**	**J B**	0.050	0.00055	mg/L		07/28/16 10:39	08/01/16 15:26	1
Copper	0.0039	U	1.0	0.0039	mg/L		07/28/16 10:39	08/01/16 15:26	1
Iron	0.025	U	0.20	0.025	mg/L		07/28/16 10:39	08/01/16 15:26	1
Potassium	**0.56**	**J B**	5.0	0.070	mg/L		07/28/16 10:39	08/01/16 15:26	1
Magnesium	**0.95**	**J**	5.0	0.23	mg/L		07/28/16 10:39	08/01/16 15:26	1
Manganese	**0.024**	**B**	0.015	0.0051	mg/L		07/28/16 10:39	08/01/16 15:26	1
Sodium	**26**	**B**	5.0	0.33	mg/L		07/28/16 10:39	08/01/16 15:26	1
Nickel	0.0016	U	0.040	0.0016	mg/L		07/28/16 10:39	08/01/16 15:26	1
Antimony	**0.0046**	**J**	0.30	0.0031	mg/L		07/28/16 10:39	08/01/16 15:26	1
Vanadium	**0.0070**	**J**	0.050	0.0044	mg/L		07/28/16 10:39	08/01/16 15:26	1
Zinc	0.016	U	1.0	0.016	mg/L		07/28/16 10:39	08/01/16 15:26	1
Arsenic	0.0033	U	0.050	0.0033	mg/L		07/28/16 10:39	08/01/16 15:26	1
Lead	0.0019	U	0.050	0.0019	mg/L		07/28/16 10:39	08/01/16 15:26	1
Selenium	0.0051	U	0.050	0.0051	mg/L		07/28/16 10:39	08/01/16 15:26	1
Thallium	0.0021	U	2.0	0.0021	mg/L		07/28/16 10:39	08/01/16 15:26	1

Method: 7470A - Mercury (CVAA) - SPLP East

Analyte	Result	Qualifier	RL	MDL	Unit	D	Prepared	Analyzed	Dil Fac
Mercury	0.000090	U	0.0020	0.000090	mg/L		07/28/16 12:00	07/29/16 16:06	1

Method: 7471A - Mercury (CVAA)

Analyte	Result	Qualifier	RL	MDL	Unit	D	Prepared	Analyzed	Dil Fac
Mercury	0.017	U	0.12	0.017	mg/Kg	☼	07/25/16 13:21	07/26/16 08:05	1

General Chemistry

Analyte	Result	Qualifier	RL	MDL	Unit	D	Prepared	Analyzed	Dil Fac
Percent Solids	**97.8**		0.1	0.1	%			07/25/16 14:13	1
Percent Moisture	**2.2**		0.1	0.1	%			07/25/16 14:13	1

Default Detection Limits

Client: Tetra Tech, Inc.
Project/Site: MRC Block G/D Slag Inv.

TestAmerica Job ID: 240-67510-1

Method: 6010C - Metals (ICP)

Prep: 3050B

Analyte	RL	MDL	Units	Method
Aluminum	20	5.8	mg/Kg	6010C
Antimony	2.0	0.48	mg/Kg	6010C
Arsenic	1.5	0.41	mg/Kg	6010C
Barium	20	0.41	mg/Kg	6010C
Beryllium	0.50	0.026	mg/Kg	6010C
Cadmium	0.50	0.021	mg/Kg	6010C
Calcium	500	23	mg/Kg	6010C
Chromium	1.0	0.075	mg/Kg	6010C
Cobalt	1.0	0.047	mg/Kg	6010C
Copper	2.5	0.23	mg/Kg	6010C
Iron	20	3.2	mg/Kg	6010C
Lead	1.0	0.20	mg/Kg	6010C
Magnesium	500	5.2	mg/Kg	6010C
Manganese	1.5	0.084	mg/Kg	6010C
Nickel	4.0	0.080	mg/Kg	6010C
Potassium	500	6.2	mg/Kg	6010C
Selenium	2.0	0.34	mg/Kg	6010C
Silver	1.0	0.063	mg/Kg	6010C
Sodium	500	19	mg/Kg	6010C
Thallium	2.0	0.13	mg/Kg	6010C
Vanadium	1.0	0.20	mg/Kg	6010C
Zinc	5.0	0.56	mg/Kg	6010C

Method: 6010C - Metals (ICP) - SPLP East

Prep: 3010A
Leach: 1312

Analyte	RL	MDL	Units	Method
Aluminum	0.20	0.0040	mg/L	6010C
Antimony	0.30	0.0031	mg/L	6010C
Arsenic	0.050	0.0033	mg/L	6010C
Barium	0.50	0.0024	mg/L	6010C
Beryllium	0.0050	0.00021	mg/L	6010C
Cadmium	0.050	0.00029	mg/L	6010C
Calcium	5.0	0.71	mg/L	6010C
Chromium	0.050	0.00055	mg/L	6010C
Cobalt	0.050	0.00084	mg/L	6010C
Copper	1.0	0.0039	mg/L	6010C
Iron	0.20	0.025	mg/L	6010C
Lead	0.050	0.0019	mg/L	6010C
Magnesium	5.0	0.23	mg/L	6010C
Manganese	0.015	0.0051	mg/L	6010C
Nickel	0.040	0.0016	mg/L	6010C
Potassium	5.0	0.070	mg/L	6010C
Selenium	0.050	0.0051	mg/L	6010C
Silver	0.050	0.00092	mg/L	6010C
Sodium	5.0	0.33	mg/L	6010C
Thallium	2.0	0.0021	mg/L	6010C
Vanadium	0.050	0.0044	mg/L	6010C
Zinc	1.0	0.016	mg/L	6010C

Default Detection Limits

Client: Tetra Tech, Inc.
Project/Site: MRC Block G/D Slag Inv.

TestAmerica Job ID: 240-67510-1

Method: 7470A - Mercury (CVAA) - SPLP East

Prep: 7470A

Leach: 1312

Analyte	RL	MDL	Units	Method
Mercury	0.0020	0.000090	mg/L	7470A

Method: 7471A - Mercury (CVAA)

Prep: 7471A

Analyte	RL	MDL	Units	Method
Mercury	0.10	0.014	mg/Kg	7471A

General Chemistry

Analyte	RL	MDL	Units	Method
Percent Moisture	0.1	0.1	%	Moisture
Percent Solids	0.1	0.1	%	Moisture

Method: 6010C - Metals (ICP)

Lab Sample ID: MB 240-239664/1-A
Matrix: Solid
Analysis Batch: 239862

Client Sample ID: Method Blank
Prep Type: Total/NA
Prep Batch: 239664

Analyte	MB Result	MB Qualifier	RL	MDL	Unit	D	Prepared	Analyzed	Dil Fac
Aluminum	5.8	U	20	5.8	mg/Kg		07/25/16 11:47	07/26/16 15:00	1
Silver	0.063	U	1.0	0.063	mg/Kg		07/25/16 11:47	07/26/16 15:00	1
Barium	0.41	U	20	0.41	mg/Kg		07/25/16 11:47	07/26/16 15:00	1
Beryllium	0.026	U	0.50	0.026	mg/Kg		07/25/16 11:47	07/26/16 15:00	1
Calcium	23	U	500	23	mg/Kg		07/25/16 11:47	07/26/16 15:00	1
Cadmium	0.021	U	0.50	0.021	mg/Kg		07/25/16 11:47	07/26/16 15:00	1
Cobalt	0.047	U	1.0	0.047	mg/Kg		07/25/16 11:47	07/26/16 15:00	1
Chromium	0.108	J	1.0	0.075	mg/Kg		07/25/16 11:47	07/26/16 15:00	1
Copper	0.268	J	2.5	0.23	mg/Kg		07/25/16 11:47	07/26/16 15:00	1
Iron	3.2	U	20	3.2	mg/Kg		07/25/16 11:47	07/26/16 15:00	1
Potassium	6.2	U	500	6.2	mg/Kg		07/25/16 11:47	07/26/16 15:00	1
Magnesium	6.89	J	500	5.2	mg/Kg		07/25/16 11:47	07/26/16 15:00	1
Manganese	0.101	J	1.5	0.084	mg/Kg		07/25/16 11:47	07/26/16 15:00	1
Sodium	22.2	J	500	19	mg/Kg		07/25/16 11:47	07/26/16 15:00	1
Nickel	0.143	J	4.0	0.080	mg/Kg		07/25/16 11:47	07/26/16 15:00	1
Antimony	0.48	U	2.0	0.48	mg/Kg		07/25/16 11:47	07/26/16 15:00	1
Vanadium	0.20	U	1.0	0.20	mg/Kg		07/25/16 11:47	07/26/16 15:00	1
Zinc	0.56	U	5.0	0.56	mg/Kg		07/25/16 11:47	07/26/16 15:00	1
Arsenic	0.41	U	1.5	0.41	mg/Kg		07/25/16 11:47	07/26/16 15:00	1
Lead	0.20	U	1.0	0.20	mg/Kg		07/25/16 11:47	07/26/16 15:00	1
Selenium	0.34	U	2.0	0.34	mg/Kg		07/25/16 11:47	07/26/16 15:00	1
Thallium	0.13	U	2.0	0.13	mg/Kg		07/25/16 11:47	07/26/16 15:00	1

Lab Sample ID: LCS 240-239664/2-A
Matrix: Solid
Analysis Batch: 239862

Client Sample ID: Lab Control Sample
Prep Type: Total/NA
Prep Batch: 239664

Analyte	Spike Added	LCS Result	LCS Qualifier	Unit	D	%Rec	%Rec. Limits
Aluminum	200	187		mg/Kg		93	80 - 120
Silver	5.00	4.78		mg/Kg		96	80 - 120
Barium	200	188		mg/Kg		94	80 - 120
Beryllium	5.00	4.92		mg/Kg		98	80 - 120
Calcium	5000	4750		mg/Kg		95	80 - 120
Cadmium	5.00	4.65		mg/Kg		93	80 - 120
Cobalt	50.0	45.6		mg/Kg		91	80 - 120
Chromium	20.0	18.3		mg/Kg		91	80 - 120
Copper	25.0	23.9		mg/Kg		95	80 - 120
Iron	100	93.1		mg/Kg		93	80 - 120
Potassium	5000	4660		mg/Kg		93	80 - 120
Magnesium	5000	4520		mg/Kg		90	80 - 120
Manganese	50.0	44.7		mg/Kg		89	80 - 120
Sodium	5000	4780		mg/Kg		96	80 - 120
Nickel	50.0	47.1		mg/Kg		94	80 - 120
Antimony	50.0	47.8		mg/Kg		96	80 - 120
Vanadium	50.0	47.2		mg/Kg		94	80 - 120
Zinc	50.0	47.7		mg/Kg		95	80 - 120
Arsenic	200	189		mg/Kg		94	80 - 120
Lead	50.0	44.7		mg/Kg		89	80 - 120

Method: 6010C - Metals (ICP) (Continued)

Lab Sample ID: LCS 240-239664/2-A
Matrix: Solid
Analysis Batch: 239862

Client Sample ID: Lab Control Sample
Prep Type: Total/NA
Prep Batch: 239664

Analyte	Spike Added	LCS Result	LCS Qualifier	Unit	D	%Rec	%Rec. Limits
Selenium	200	190		mg/Kg		95	80 - 120
Thallium	200	179		mg/Kg		89	80 - 120

Lab Sample ID: MB 240-240211/2-A
Matrix: Solid
Analysis Batch: 240700

Client Sample ID: Method Blank
Prep Type: Total/NA
Prep Batch: 240211

Analyte	MB Result	MB Qualifier	RL	MDL	Unit	D	Prepared	Analyzed	Dil Fac
Aluminum	0.0040	U	0.20	0.0040	mg/L		07/28/16 10:38	08/01/16 14:50	1
Silver	0.00092	U	0.050	0.00092	mg/L		07/28/16 10:38	08/01/16 14:50	1
Barium	0.0024	U	0.50	0.0024	mg/L		07/28/16 10:38	08/01/16 14:50	1
Beryllium	0.00021	U	0.0050	0.00021	mg/L		07/28/16 10:38	08/01/16 14:50	1
Calcium	0.71	U	5.0	0.71	mg/L		07/28/16 10:38	08/01/16 14:50	1
Cadmium	0.00029	U	0.050	0.00029	mg/L		07/28/16 10:38	08/01/16 14:50	1
Cobalt	0.00084	U	0.050	0.00084	mg/L		07/28/16 10:38	08/01/16 14:50	1
Chromium	0.00055	U	0.050	0.00055	mg/L		07/28/16 10:38	08/01/16 14:50	1
Copper	0.0039	U	1.0	0.0039	mg/L		07/28/16 10:38	08/01/16 14:50	1
Iron	0.025	U	0.20	0.025	mg/L		07/28/16 10:38	08/01/16 14:50	1
Potassium	0.070	U	5.0	0.070	mg/L		07/28/16 10:38	08/01/16 14:50	1
Magnesium	0.23	U	5.0	0.23	mg/L		07/28/16 10:38	08/01/16 14:50	1
Manganese	0.00876	J	0.015	0.0051	mg/L		07/28/16 10:38	08/01/16 14:50	1
Sodium	0.33	U	5.0	0.33	mg/L		07/28/16 10:38	08/01/16 14:50	1
Nickel	0.0016	U	0.040	0.0016	mg/L		07/28/16 10:38	08/01/16 14:50	1
Antimony	0.0031	U	0.30	0.0031	mg/L		07/28/16 10:38	08/01/16 14:50	1
Vanadium	0.0044	U	0.050	0.0044	mg/L		07/28/16 10:38	08/01/16 14:50	1
Zinc	0.016	U	1.0	0.016	mg/L		07/28/16 10:38	08/01/16 14:50	1
Arsenic	0.0033	U	0.050	0.0033	mg/L		07/28/16 10:38	08/01/16 14:50	1
Lead	0.0019	U	0.050	0.0019	mg/L		07/28/16 10:38	08/01/16 14:50	1
Selenium	0.0051	U	0.050	0.0051	mg/L		07/28/16 10:38	08/01/16 14:50	1
Thallium	0.0021	U	2.0	0.0021	mg/L		07/28/16 10:38	08/01/16 14:50	1

Lab Sample ID: LCS 240-240211/3-A
Matrix: Solid
Analysis Batch: 240700

Client Sample ID: Lab Control Sample
Prep Type: Total/NA
Prep Batch: 240211

Analyte	Spike Added	LCS Result	LCS Qualifier	Unit	D	%Rec	%Rec. Limits
Aluminum	2.00	2.20		mg/L		110	50 - 150
Silver	0.0500	0.0528		mg/L		106	50 - 150
Barium	2.00	2.04		mg/L		102	50 - 150
Beryllium	0.0500	0.0532		mg/L		106	50 - 150
Calcium	50.0	53.8		mg/L		108	50 - 150
Cadmium	0.0500	0.0529		mg/L		106	50 - 150
Cobalt	0.500	0.515		mg/L		103	50 - 150
Chromium	0.200	0.208		mg/L		104	50 - 150
Copper	0.250	0.265	J	mg/L		106	50 - 150
Iron	1.00	1.09		mg/L		109	50 - 150
Potassium	50.0	52.1		mg/L		104	50 - 150
Magnesium	50.0	52.8		mg/L		106	50 - 150
Manganese	0.500	0.527		mg/L		105	50 - 150

Method: 6010C - Metals (ICP) (Continued)

Lab Sample ID: LCS 240-240211/3-A
Matrix: Solid
Analysis Batch: 240700

Client Sample ID: Lab Control Sample
Prep Type: Total/NA
Prep Batch: 240211

Analyte	Spike Added	LCS Result	LCS Qualifier	Unit	D	%Rec	%Rec. Limits
Sodium	50.0	62.1		mg/L		124	50 - 150
Nickel	0.500	0.527		mg/L		105	50 - 150
Antimony	0.500	0.528		mg/L		106	50 - 150
Vanadium	0.500	0.532		mg/L		106	50 - 150
Zinc	0.500	0.545	J	mg/L		109	50 - 150
Arsenic	2.00	2.13		mg/L		106	50 - 150
Lead	0.500	0.505		mg/L		101	50 - 150
Selenium	2.00	2.13		mg/L		106	50 - 150
Thallium	2.00	2.04		mg/L		102	50 - 150

Lab Sample ID: LB 240-240108/1-B
Matrix: Solid
Analysis Batch: 240700

Client Sample ID: Method Blank
Prep Type: SPLP East
Prep Batch: 240211

Analyte	LB Result	LB Qualifier	RL	MDL	Unit	D	Prepared	Analyzed	Dil Fac
Aluminum	0.0347	J	0.20	0.0040	mg/L		07/28/16 10:38	08/01/16 14:46	1
Silver	0.00092	U	0.050	0.00092	mg/L		07/28/16 10:38	08/01/16 14:46	1
Barium	0.0024	U	0.50	0.0024	mg/L		07/28/16 10:38	08/01/16 14:46	1
Beryllium	0.00021	U	0.0050	0.00021	mg/L		07/28/16 10:38	08/01/16 14:46	1
Calcium	0.71	U	5.0	0.71	mg/L		07/28/16 10:38	08/01/16 14:46	1
Cadmium	0.00029	U	0.050	0.00029	mg/L		07/28/16 10:38	08/01/16 14:46	1
Cobalt	0.00084	U	0.050	0.00084	mg/L		07/28/16 10:38	08/01/16 14:46	1
Chromium	0.000986	J	0.050	0.00055	mg/L		07/28/16 10:38	08/01/16 14:46	1
Copper	0.0039	U	1.0	0.0039	mg/L		07/28/16 10:38	08/01/16 14:46	1
Iron	0.025	U	0.20	0.025	mg/L		07/28/16 10:38	08/01/16 14:46	1
Potassium	0.132	J	5.0	0.070	mg/L		07/28/16 10:38	08/01/16 14:46	1
Magnesium	0.23	U	5.0	0.23	mg/L		07/28/16 10:38	08/01/16 14:46	1
Manganese	0.00896	J	0.015	0.0051	mg/L		07/28/16 10:38	08/01/16 14:46	1
Sodium	10.2		5.0	0.33	mg/L		07/28/16 10:38	08/01/16 14:46	1
Nickel	0.0016	U	0.040	0.0016	mg/L		07/28/16 10:38	08/01/16 14:46	1
Antimony	0.0031	U	0.30	0.0031	mg/L		07/28/16 10:38	08/01/16 14:46	1
Vanadium	0.0044	U	0.050	0.0044	mg/L		07/28/16 10:38	08/01/16 14:46	1
Zinc	0.016	U	1.0	0.016	mg/L		07/28/16 10:38	08/01/16 14:46	1
Arsenic	0.0033	U	0.050	0.0033	mg/L		07/28/16 10:38	08/01/16 14:46	1
Lead	0.0019	U	0.050	0.0019	mg/L		07/28/16 10:38	08/01/16 14:46	1
Selenium	0.0051	U	0.050	0.0051	mg/L		07/28/16 10:38	08/01/16 14:46	1
Thallium	0.0021	U	2.0	0.0021	mg/L		07/28/16 10:38	08/01/16 14:46	1

Method: 7470A - Mercury (CVAA)

Lab Sample ID: MB 240-240212/2-A
Matrix: Solid
Analysis Batch: 240483

Client Sample ID: Method Blank
Prep Type: Total/NA
Prep Batch: 240212

Analyte	MB Result	MB Qualifier	RL	MDL	Unit	D	Prepared	Analyzed	Dil Fac
Mercury	0.000090	U	0.0020	0.000090	mg/L		07/28/16 12:00	07/29/16 15:59	1

Method: 7470A - Mercury (CVAA) (Continued)

Lab Sample ID: LCS 240-240212/3-A
Matrix: Solid
Analysis Batch: 240483

Client Sample ID: Lab Control Sample
Prep Type: Total/NA
Prep Batch: 240212

Analyte			Spike Added	LCS Result	LCS Qualifier	Unit	D	%Rec	%Rec. Limits		
Mercury			0.00500	0.00529		mg/L		106	80 - 120		

Lab Sample ID: LB 240-240108/1-C
Matrix: Solid
Analysis Batch: 240483

Client Sample ID: Method Blank
Prep Type: SPLP East
Prep Batch: 240212

Analyte	LB Result	LB Qualifier	RL	MDL	Unit	D	Prepared	Analyzed	Dil Fac
Mercury	0.000090	U	0.0020	0.000090	mg/L		07/28/16 12:00	07/29/16 16:01	1

Lab Sample ID: 240-67510-6 MS
Matrix: Solid
Analysis Batch: 240483

Client Sample ID: BLD-SLAG3-071416
Prep Type: SPLP East
Prep Batch: 240212

Analyte	Sample Result	Sample Qualifier	Spike Added	MS Result	MS Qualifier	Unit	D	%Rec	%Rec. Limits		
Mercury	0.000090	U	0.00500	0.00488		mg/L		98	80 - 120		

Lab Sample ID: 240-67510-6 MSD
Matrix: Solid
Analysis Batch: 240483

Client Sample ID: BLD-SLAG3-071416
Prep Type: SPLP East
Prep Batch: 240212

Analyte	Sample Result	Sample Qualifier	Spike Added	MSD Result	MSD Qualifier	Unit	D	%Rec	%Rec. Limits	RPD	RPD Limit
Mercury	0.000090	U	0.00500	0.00498		mg/L		100	80 - 120	2	20

Method: 7471A - Mercury (CVAA)

Lab Sample ID: MB 240-239687/1-A
Matrix: Solid
Analysis Batch: 239777

Client Sample ID: Method Blank
Prep Type: Total/NA
Prep Batch: 239687

Analyte	MB Result	MB Qualifier	RL	MDL	Unit	D	Prepared	Analyzed	Dil Fac
Mercury	0.014	U	0.10	0.014	mg/Kg		07/25/16 13:21	07/26/16 07:12	1

Lab Sample ID: LCS 240-239687/2-A
Matrix: Solid
Analysis Batch: 239777

Client Sample ID: Lab Control Sample
Prep Type: Total/NA
Prep Batch: 239687

Analyte			Spike Added	LCS Result	LCS Qualifier	Unit	D	%Rec	%Rec. Limits		
Mercury			0.833	0.872		mg/Kg		105	80 - 120		

Method: Moisture - Percent Moisture

Lab Sample ID: 240-67510-2 DU
Matrix: Solid
Analysis Batch: 239693

Client Sample ID: BLG-SLAG2-071416
Prep Type: Total/NA

Analyte	Sample Result	Sample Qualifier		DU Result	DU Qualifier	Unit	D			RPD	RPD Limit
Percent Solids	96.9			97.3		%				0.4	20
Percent Moisture	3.1			2.7		%				13	20

Metals

Prep Batch: 239664

Lab Sample ID	Client Sample ID	Prep Type	Matrix	Method	Prep Batch
240-67510-1	BLG-SLAG1-071416	Total/NA	Solid	3050B	
240-67510-2	BLG-SLAG2-071416	Total/NA	Solid	3050B	
240-67510-3	BLG-SLAG3-071416	Total/NA	Solid	3050B	
240-67510-4	BLD-SLAG1-071416	Total/NA	Solid	3050B	
240-67510-5	BLD-SLAG2-071416	Total/NA	Solid	3050B	
240-67510-6	BLD-SLAG3-071416	Total/NA	Solid	3050B	
MB 240-239664/1-A	Method Blank	Total/NA	Solid	3050B	
LCS 240-239664/2-A	Lab Control Sample	Total/NA	Solid	3050B	

Prep Batch: 239687

Lab Sample ID	Client Sample ID	Prep Type	Matrix	Method	Prep Batch
240-67510-1	BLG-SLAG1-071416	Total/NA	Solid	7471A	
240-67510-2	BLG-SLAG2-071416	Total/NA	Solid	7471A	
240-67510-3	BLG-SLAG3-071416	Total/NA	Solid	7471A	
240-67510-4	BLD-SLAG1-071416	Total/NA	Solid	7471A	
240-67510-5	BLD-SLAG2-071416	Total/NA	Solid	7471A	
240-67510-6	BLD-SLAG3-071416	Total/NA	Solid	7471A	
MB 240-239687/1-A	Method Blank	Total/NA	Solid	7471A	
LCS 240-239687/2-A	Lab Control Sample	Total/NA	Solid	7471A	

Analysis Batch: 239777

Lab Sample ID	Client Sample ID	Prep Type	Matrix	Method	Prep Batch
240-67510-1	BLG-SLAG1-071416	Total/NA	Solid	7471A	239687
240-67510-2	BLG-SLAG2-071416	Total/NA	Solid	7471A	239687
240-67510-3	BLG-SLAG3-071416	Total/NA	Solid	7471A	239687
240-67510-4	BLD-SLAG1-071416	Total/NA	Solid	7471A	239687
240-67510-5	BLD-SLAG2-071416	Total/NA	Solid	7471A	239687
240-67510-6	BLD-SLAG3-071416	Total/NA	Solid	7471A	239687
MB 240-239687/1-A	Method Blank	Total/NA	Solid	7471A	239687
LCS 240-239687/2-A	Lab Control Sample	Total/NA	Solid	7471A	239687

Analysis Batch: 239862

Lab Sample ID	Client Sample ID	Prep Type	Matrix	Method	Prep Batch
240-67510-1	BLG-SLAG1-071416	Total/NA	Solid	6010C	239664
240-67510-2	BLG-SLAG2-071416	Total/NA	Solid	6010C	239664
240-67510-3	BLG-SLAG3-071416	Total/NA	Solid	6010C	239664
240-67510-4	BLD-SLAG1-071416	Total/NA	Solid	6010C	239664
240-67510-5	BLD-SLAG2-071416	Total/NA	Solid	6010C	239664
240-67510-6	BLD-SLAG3-071416	Total/NA	Solid	6010C	239664
MB 240-239664/1-A	Method Blank	Total/NA	Solid	6010C	239664
LCS 240-239664/2-A	Lab Control Sample	Total/NA	Solid	6010C	239664

Analysis Batch: 240048

Lab Sample ID	Client Sample ID	Prep Type	Matrix	Method	Prep Batch
240-67510-1	BLG-SLAG1-071416	Total/NA	Solid	6010C	239664
240-67510-2	BLG-SLAG2-071416	Total/NA	Solid	6010C	239664
240-67510-2	BLG-SLAG2-071416	Total/NA	Solid	6010C	239664
240-67510-4	BLD-SLAG1-071416	Total/NA	Solid	6010C	239664
240-67510-4	BLD-SLAG1-071416	Total/NA	Solid	6010C	239664
240-67510-5	BLD-SLAG2-071416	Total/NA	Solid	6010C	239664
240-67510-6	BLD-SLAG3-071416	Total/NA	Solid	6010C	239664

QC Association Summary

Client: Tetra Tech, Inc.
Project/Site: MRC Block G/D Slag Inv.

TestAmerica Job ID: 240-67510-1

Leach Batch: 240108

Lab Sample ID	Client Sample ID	Prep Type	Matrix	Method	Prep Batch
240-67510-1	BLG-SLAG1-071416	SPLP East	Solid	1312	
240-67510-2	BLG-SLAG2-071416	SPLP East	Solid	1312	
240-67510-3	BLG-SLAG3-071416	SPLP East	Solid	1312	
240-67510-4	BLD-SLAG1-071416	SPLP East	Solid	1312	
240-67510-5	BLD-SLAG2-071416	SPLP East	Solid	1312	
240-67510-6	BLD-SLAG3-071416	SPLP East	Solid	1312	
LB 240-240108/1-B	Method Blank	SPLP East	Solid	1312	
LB 240-240108/1-C	Method Blank	SPLP East	Solid	1312	
240-67510-6 MS	BLD-SLAG3-071416	SPLP East	Solid	1312	
240-67510-6 MSD	BLD-SLAG3-071416	SPLP East	Solid	1312	

Prep Batch: 240211

Lab Sample ID	Client Sample ID	Prep Type	Matrix	Method	Prep Batch
240-67510-1	BLG-SLAG1-071416	SPLP East	Solid	3010A	240108
240-67510-2	BLG-SLAG2-071416	SPLP East	Solid	3010A	240108
240-67510-3	BLG-SLAG3-071416	SPLP East	Solid	3010A	240108
240-67510-4	BLD-SLAG1-071416	SPLP East	Solid	3010A	240108
240-67510-5	BLD-SLAG2-071416	SPLP East	Solid	3010A	240108
240-67510-6	BLD-SLAG3-071416	SPLP East	Solid	3010A	240108
LB 240-240108/1-B	Method Blank	SPLP East	Solid	3010A	240108
MB 240-240211/2-A	Method Blank	Total/NA	Solid	3010A	
LCS 240-240211/3-A	Lab Control Sample	Total/NA	Solid	3010A	

Prep Batch: 240212

Lab Sample ID	Client Sample ID	Prep Type	Matrix	Method	Prep Batch
240-67510-1	BLG-SLAG1-071416	SPLP East	Solid	7470A	240108
240-67510-2	BLG-SLAG2-071416	SPLP East	Solid	7470A	240108
240-67510-3	BLG-SLAG3-071416	SPLP East	Solid	7470A	240108
240-67510-4	BLD-SLAG1-071416	SPLP East	Solid	7470A	240108
240-67510-5	BLD-SLAG2-071416	SPLP East	Solid	7470A	240108
240-67510-6	BLD-SLAG3-071416	SPLP East	Solid	7470A	240108
LB 240-240108/1-C	Method Blank	SPLP East	Solid	7470A	240108
MB 240-240212/2-A	Method Blank	Total/NA	Solid	7470A	
LCS 240-240212/3-A	Lab Control Sample	Total/NA	Solid	7470A	
240-67510-6 MS	BLD-SLAG3-071416	SPLP East	Solid	7470A	240108
240-67510-6 MSD	BLD-SLAG3-071416	SPLP East	Solid	7470A	240108

Analysis Batch: 240257

Lab Sample ID	Client Sample ID	Prep Type	Matrix	Method	Prep Batch
240-67510-5	BLD-SLAG2-071416	Total/NA	Solid	6010C	239664

Analysis Batch: 240483

Lab Sample ID	Client Sample ID	Prep Type	Matrix	Method	Prep Batch
240-67510-1	BLG-SLAG1-071416	SPLP East	Solid	7470A	240212
240-67510-2	BLG-SLAG2-071416	SPLP East	Solid	7470A	240212
240-67510-3	BLG-SLAG3-071416	SPLP East	Solid	7470A	240212
240-67510-4	BLD-SLAG1-071416	SPLP East	Solid	7470A	240212
240-67510-5	BLD-SLAG2-071416	SPLP East	Solid	7470A	240212
240-67510-6	BLD-SLAG3-071416	SPLP East	Solid	7470A	240212
LB 240-240108/1-C	Method Blank	SPLP East	Solid	7470A	240212
MB 240-240212/2-A	Method Blank	Total/NA	Solid	7470A	240212
LCS 240-240212/3-A	Lab Control Sample	Total/NA	Solid	7470A	240212
240-67510-6 MS	BLD-SLAG3-071416	SPLP East	Solid	7470A	240212

Metals (Continued)

Analysis Batch: 240483 (Continued)

Lab Sample ID	Client Sample ID	Prep Type	Matrix	Method	Prep Batch
240-67510-6 MSD	BLD-SLAG3-071416	SPLP East	Solid	7470A	240212

Analysis Batch: 240700

Lab Sample ID	Client Sample ID	Prep Type	Matrix	Method	Prep Batch
240-67510-1	BLG-SLAG1-071416	SPLP East	Solid	6010C	240211
240-67510-2	BLG-SLAG2-071416	SPLP East	Solid	6010C	240211
240-67510-3	BLG-SLAG3-071416	SPLP East	Solid	6010C	240211
240-67510-4	BLD-SLAG1-071416	SPLP East	Solid	6010C	240211
240-67510-5	BLD-SLAG2-071416	SPLP East	Solid	6010C	240211
240-67510-6	BLD-SLAG3-071416	SPLP East	Solid	6010C	240211
LB 240-240108/1-B	Method Blank	SPLP East	Solid	6010C	240211
MB 240-240211/2-A	Method Blank	Total/NA	Solid	6010C	240211
LCS 240-240211/3-A	Lab Control Sample	Total/NA	Solid	6010C	240211

General Chemistry

Analysis Batch: 239693

Lab Sample ID	Client Sample ID	Prep Type	Matrix	Method	Prep Batch
240-67510-1	BLG-SLAG1-071416	Total/NA	Solid	Moisture	
240-67510-2	BLG-SLAG2-071416	Total/NA	Solid	Moisture	
240-67510-3	BLG-SLAG3-071416	Total/NA	Solid	Moisture	
240-67510-4	BLD-SLAG1-071416	Total/NA	Solid	Moisture	
240-67510-5	BLD-SLAG2-071416	Total/NA	Solid	Moisture	
240-67510-6	BLD-SLAG3-071416	Total/NA	Solid	Moisture	
240-67510-2 DU	BLG-SLAG2-071416	Total/NA	Solid	Moisture	

Lab Chronicle

Client: Tetra Tech, Inc.
Project/Site: MRC Block G/D Slag Inv.

TestAmerica Job ID: 240-67510-1

Client Sample ID: BLG-SLAG1-071416
Lab Sample ID: 240-67510-1
Date Collected: 07/14/16 11:00
Matrix: Solid
Date Received: 07/15/16 09:25

Prep Type	Batch Type	Batch Method	Run	Dilution Factor	Batch Number	Prepared or Analyzed	Analyst	Lab
SPLP East	Leach	1312			240108	07/27/16 18:30	SMH	TAL CAN
SPLP East	Prep	3010A			240211	07/28/16 10:38	WKD	TAL CAN
SPLP East	Analysis	6010C		1	240700	08/01/16 15:06	RKT	TAL CAN
SPLP East	Leach	1312			240108	07/27/16 18:30	SMH	TAL CAN
SPLP East	Prep	7470A			240212	07/28/16 12:00	WKD	TAL CAN
SPLP East	Analysis	7470A		1	240483	07/29/16 16:18	WKD	TAL CAN
Total/NA	Analysis	Moisture		1	239693	07/25/16 14:13	JWW	TAL CAN

Client Sample ID: BLG-SLAG1-071416
Lab Sample ID: 240-67510-1
Date Collected: 07/14/16 11:00
Matrix: Solid
Date Received: 07/15/16 09:25
Percent Solids: 97.4

Prep Type	Batch Type	Batch Method	Run	Dilution Factor	Batch Number	Prepared or Analyzed	Analyst	Lab
Total/NA	Prep	3050B			239664	07/25/16 11:47	DEE	TAL CAN
Total/NA	Analysis	6010C		1	239862	07/26/16 15:29	RKT	TAL CAN
Total/NA	Prep	3050B			239664	07/25/16 11:47	DEE	TAL CAN
Total/NA	Analysis	6010C		2	240048	07/27/16 14:02	RKT	TAL CAN
Total/NA	Prep	7471A			239687	07/25/16 13:21	DEE	TAL CAN
Total/NA	Analysis	7471A		1	239777	07/26/16 07:54	WKD	TAL CAN

Client Sample ID: BLG-SLAG2-071416
Lab Sample ID: 240-67510-2
Date Collected: 07/14/16 10:30
Matrix: Solid
Date Received: 07/15/16 09:25

Prep Type	Batch Type	Batch Method	Run	Dilution Factor	Batch Number	Prepared or Analyzed	Analyst	Lab
SPLP East	Leach	1312			240108	07/27/16 18:30	SMH	TAL CAN
SPLP East	Prep	3010A			240211	07/28/16 10:39	WKD	TAL CAN
SPLP East	Analysis	6010C		1	240700	08/01/16 15:10	RKT	TAL CAN
SPLP East	Leach	1312			240108	07/27/16 18:30	SMH	TAL CAN
SPLP East	Prep	7470A			240212	07/28/16 12:00	WKD	TAL CAN
SPLP East	Analysis	7470A		1	240483	07/29/16 16:20	WKD	TAL CAN
Total/NA	Analysis	Moisture		1	239693	07/25/16 14:13	JWW	TAL CAN

Client Sample ID: BLG-SLAG2-071416
Lab Sample ID: 240-67510-2
Date Collected: 07/14/16 10:30
Matrix: Solid
Date Received: 07/15/16 09:25
Percent Solids: 96.9

Prep Type	Batch Type	Batch Method	Run	Dilution Factor	Batch Number	Prepared or Analyzed	Analyst	Lab
Total/NA	Prep	3050B			239664	07/25/16 11:47	DEE	TAL CAN
Total/NA	Analysis	6010C		1	239862	07/26/16 15:34	RKT	TAL CAN
Total/NA	Prep	3050B			239664	07/25/16 11:47	DEE	TAL CAN
Total/NA	Analysis	6010C		2	240048	07/27/16 14:07	RKT	TAL CAN
Total/NA	Prep	3050B			239664	07/25/16 11:47	DEE	TAL CAN

Lab Chronicle

Client: Tetra Tech, Inc.
Project/Site: MRC Block G/D Slag Inv.

TestAmerica Job ID: 240-67510-1

Client Sample ID: BLG-SLAG2-071416
Date Collected: 07/14/16 10:30
Date Received: 07/15/16 09:25

Lab Sample ID: 240-67510-2
Matrix: Solid
Percent Solids: 96.9

Prep Type	Batch Type	Batch Method	Run	Dilution Factor	Batch Number	Prepared or Analyzed	Analyst	Lab
Total/NA	Analysis	6010C		20	240048	07/27/16 14:34	RKT	TAL CAN
Total/NA	Prep	7471A			239687	07/25/16 13:21	DEE	TAL CAN
Total/NA	Analysis	7471A		1	239777	07/26/16 07:57	WKD	TAL CAN

Client Sample ID: BLG-SLAG3-071416
Date Collected: 07/14/16 09:30
Date Received: 07/15/16 09:25

Lab Sample ID: 240-67510-3
Matrix: Solid

Prep Type	Batch Type	Batch Method	Run	Dilution Factor	Batch Number	Prepared or Analyzed	Analyst	Lab
SPLP East	Leach	1312			240108	07/27/16 18:30	SMH	TAL CAN
SPLP East	Prep	3010A			240211	07/28/16 10:39	WKD	TAL CAN
SPLP East	Analysis	6010C		1	240700	08/01/16 15:14	RKT	TAL CAN
SPLP East	Leach	1312			240108	07/27/16 18:30	SMH	TAL CAN
SPLP East	Prep	7470A			240212	07/28/16 12:00	WKD	TAL CAN
SPLP East	Analysis	7470A		1	240483	07/29/16 16:22	WKD	TAL CAN
Total/NA	Analysis	Moisture		1	239693	07/25/16 14:13	JWW	TAL CAN

Client Sample ID: BLG-SLAG3-071416
Date Collected: 07/14/16 09:30
Date Received: 07/15/16 09:25

Lab Sample ID: 240-67510-3
Matrix: Solid
Percent Solids: 95.3

Prep Type	Batch Type	Batch Method	Run	Dilution Factor	Batch Number	Prepared or Analyzed	Analyst	Lab
Total/NA	Prep	3050B			239664	07/25/16 11:47	DEE	TAL CAN
Total/NA	Analysis	6010C		1	239862	07/26/16 15:46	RKT	TAL CAN
Total/NA	Prep	7471A			239687	07/25/16 13:21	DEE	TAL CAN
Total/NA	Analysis	7471A		1	239777	07/26/16 07:59	WKD	TAL CAN

Client Sample ID: BLD-SLAG1-071416
Date Collected: 07/14/16 12:30
Date Received: 07/15/16 09:25

Lab Sample ID: 240-67510-4
Matrix: Solid

Prep Type	Batch Type	Batch Method	Run	Dilution Factor	Batch Number	Prepared or Analyzed	Analyst	Lab
SPLP East	Leach	1312			240108	07/27/16 18:30	SMH	TAL CAN
SPLP East	Prep	3010A			240211	07/28/16 10:39	WKD	TAL CAN
SPLP East	Analysis	6010C		1	240700	08/01/16 15:18	RKT	TAL CAN
SPLP East	Leach	1312			240108	07/27/16 18:30	SMH	TAL CAN
SPLP East	Prep	7470A			240212	07/28/16 12:00	WKD	TAL CAN
SPLP East	Analysis	7470A		1	240483	07/29/16 16:24	WKD	TAL CAN
Total/NA	Analysis	Moisture		1	239693	07/25/16 14:13	JWW	TAL CAN

Lab Chronicle

Client: Tetra Tech, Inc.
Project/Site: MRC Block G/D Slag Inv.

TestAmerica Job ID: 240-67510-1

Client Sample ID: BLD-SLAG1-071416

Lab Sample ID: 240-67510-4
Date Collected: 07/14/16 12:30
Matrix: Solid
Date Received: 07/15/16 09:25
Percent Solids: 97.4

Prep Type	Batch Type	Batch Method	Run	Dilution Factor	Batch Number	Prepared or Analyzed	Analyst	Lab
Total/NA	Prep	3050B			239664	07/25/16 11:47	DEE	TAL CAN
Total/NA	Analysis	6010C		1	239862	07/26/16 15:50	RKT	TAL CAN
Total/NA	Prep	3050B			239664	07/25/16 11:47	DEE	TAL CAN
Total/NA	Analysis	6010C		2	240048	07/27/16 14:11	RKT	TAL CAN
Total/NA	Prep	3050B			239664	07/25/16 11:47	DEE	TAL CAN
Total/NA	Analysis	6010C		5	240048	07/27/16 14:38	RKT	TAL CAN
Total/NA	Prep	7471A			239687	07/25/16 13:21	DEE	TAL CAN
Total/NA	Analysis	7471A		1	239777	07/26/16 08:01	WKD	TAL CAN

Client Sample ID: BLD-SLAG2-071416

Lab Sample ID: 240-67510-5
Date Collected: 07/14/16 13:00
Matrix: Solid
Date Received: 07/15/16 09:25

Prep Type	Batch Type	Batch Method	Run	Dilution Factor	Batch Number	Prepared or Analyzed	Analyst	Lab
SPLP East	Leach	1312			240108	07/27/16 18:30	SMH	TAL CAN
SPLP East	Prep	3010A			240211	07/28/16 10:39	WKD	TAL CAN
SPLP East	Analysis	6010C		1	240700	08/01/16 15:22	RKT	TAL CAN
SPLP East	Leach	1312			240108	07/27/16 18:30	SMH	TAL CAN
SPLP East	Prep	7470A			240212	07/28/16 12:00	WKD	TAL CAN
SPLP East	Analysis	7470A		1	240483	07/29/16 16:27	WKD	TAL CAN
Total/NA	Analysis	Moisture		1	239693	07/25/16 14:13	JWW	TAL CAN

Client Sample ID: BLD-SLAG2-071416

Lab Sample ID: 240-67510-5
Date Collected: 07/14/16 13:00
Matrix: Solid
Date Received: 07/15/16 09:25
Percent Solids: 95.9

Prep Type	Batch Type	Batch Method	Run	Dilution Factor	Batch Number	Prepared or Analyzed	Analyst	Lab
Total/NA	Prep	3050B			239664	07/25/16 11:47	DEE	TAL CAN
Total/NA	Analysis	6010C		1	239862	07/26/16 15:54	RKT	TAL CAN
Total/NA	Prep	3050B			239664	07/25/16 11:47	DEE	TAL CAN
Total/NA	Analysis	6010C		2	240048	07/27/16 14:23	RKT	TAL CAN
Total/NA	Prep	3050B			239664	07/25/16 11:47	DEE	TAL CAN
Total/NA	Analysis	6010C		5	240257	07/28/16 15:18	RKT	TAL CAN
Total/NA	Prep	7471A			239687	07/25/16 13:21	DEE	TAL CAN
Total/NA	Analysis	7471A		1	239777	07/26/16 08:03	WKD	TAL CAN

Client Sample ID: BLD-SLAG3-071416

Lab Sample ID: 240-67510-6
Date Collected: 07/14/16 13:30
Matrix: Solid
Date Received: 07/15/16 09:25

Prep Type	Batch Type	Batch Method	Run	Dilution Factor	Batch Number	Prepared or Analyzed	Analyst	Lab
SPLP East	Leach	1312			240108	07/27/16 18:30	SMH	TAL CAN
SPLP East	Prep	3010A			240211	07/28/16 10:39	WKD	TAL CAN

Lab Chronicle

Client: Tetra Tech, Inc.
Project/Site: MRC Block G/D Slag Inv.

TestAmerica Job ID: 240-67510-1

Client Sample ID: BLD-SLAG3-071416
Date Collected: 07/14/16 13:30
Date Received: 07/15/16 09:25

Lab Sample ID: 240-67510-6
Matrix: Solid

Prep Type	Batch Type	Batch Method	Run	Dilution Factor	Batch Number	Prepared or Analyzed	Analyst	Lab
SPLP East	Analysis	6010C		1	240700	08/01/16 15:26	RKT	TAL CAN
SPLP East	Leach	1312			240108	07/27/16 18:30	SMH	TAL CAN
SPLP East	Prep	7470A			240212	07/28/16 12:00	WKD	TAL CAN
SPLP East	Analysis	7470A		1	240483	07/29/16 16:06	WKD	TAL CAN
Total/NA	Analysis	Moisture		1	239693	07/25/16 14:13	JWW	TAL CAN

Client Sample ID: BLD-SLAG3-071416
Date Collected: 07/14/16 13:30
Date Received: 07/15/16 09:25

Lab Sample ID: 240-67510-6
Matrix: Solid
Percent Solids: 97.8

Prep Type	Batch Type	Batch Method	Run	Dilution Factor	Batch Number	Prepared or Analyzed	Analyst	Lab
Total/NA	Prep	3050B			239664	07/25/16 11:47	DEE	TAL CAN
Total/NA	Analysis	6010C		1	239862	07/26/16 15:59	RKT	TAL CAN
Total/NA	Prep	3050B			239664	07/25/16 11:47	DEE	TAL CAN
Total/NA	Analysis	6010C		2	240048	07/27/16 14:27	RKT	TAL CAN
Total/NA	Prep	7471A			239687	07/25/16 13:21	DEE	TAL CAN
Total/NA	Analysis	7471A		1	239777	07/26/16 08:05	WKD	TAL CAN

Laboratory References:
TAL CAN = TestAmerica Canton, 4101 Shuffel Street NW, North Canton, OH 44720, TEL (330)497-9396

Certification Summary

Client: Tetra Tech, Inc. TestAmerica Job ID: 240-67510-1
Project/Site: MRC Block G/D Slag Inv.

Laboratory: TestAmerica Canton

All certifications held by this laboratory are listed. Not all certifications are applicable to this report.

Authority	Program	EPA Region	Certification ID	Expiration Date
California	NELAP	9	01144CA	06-30-14 *
California	State Program	9	2927	04-30-17
Connecticut	State Program	1	PH-0590	12-31-17
Florida	NELAP	4	E87225	06-30-17
Illinois	NELAP	5	200004	07-31-17
Kansas	NELAP	7	E-10336	01-31-17
Kentucky (UST)	State Program	4	58	02-23-17
Kentucky (WW)	State Program	4	98016	12-31-16
Minnesota	NELAP	5	039-999-348	12-31-16
Nevada	State Program	9	OH-000482008A	07-31-17
New Jersey	NELAP	2	OH001	06-30-17
New York	NELAP	2	10975	03-31-17
Ohio VAP	State Program	5	CL0024	09-14-17
Oregon	NELAP	10	4062	02-23-17
Pennsylvania	NELAP	3	68-00340	08-31-16 *
Texas	NELAP	6	T104704517-15-5	08-31-16 *
USDA	Federal		P330-13-00319	11-26-16
Virginia	NELAP	3	460175	09-14-16 *
Washington	State Program	10	C971	01-12-17
West Virginia DEP	State Program	3	210	12-31-16
Wisconsin	State Program	5	999518190	08-31-16 *

* Certification renewal pending - certification considered valid.

Method Summary

Client: Tetra Tech, Inc.
Project/Site: MRC Block G/D Slag Inv.

TestAmerica Job ID: 240-67510-1

Method	Method Description	Protocol	Laboratory
6010C	Metals (ICP)	SW846	TAL CAN
7470A	Mercury (CVAA)	SW846	TAL CAN
7471A	Mercury (CVAA)	SW846	TAL CAN
Moisture	Percent Moisture	EPA	TAL CAN

Protocol References:

EPA = US Environmental Protection Agency

SW846 = "Test Methods For Evaluating Solid Waste, Physical/Chemical Methods", Third Edition, November 1986 And Its Updates.

Laboratory References:

TAL CAN = TestAmerica Canton, 4101 Shuffel Street NW, North Canton, OH 44720, TEL (330)497-9396

Sample Summary

Client: Tetra Tech, Inc.
Project/Site: MRC Block G/D Slag Inv.

TestAmerica Job ID: 240-67510-1

Lab Sample ID	Client Sample ID	Matrix	Collected	Received
240-67510-1	BLG-SLAG1-071416	Solid	07/14/16 11:00	07/15/16 09:25
240-67510-2	BLG-SLAG2-071416	Solid	07/14/16 10:30	07/15/16 09:25
240-67510-3	BLG-SLAG3-071416	Solid	07/14/16 09:30	07/15/16 09:25
240-67510-4	BLD-SLAG1-071416	Solid	07/14/16 12:30	07/15/16 09:25
240-67510-5	BLD-SLAG2-071416	Solid	07/14/16 13:00	07/15/16 09:25
240-67510-6	BLD-SLAG3-071416	Solid	07/14/16 13:30	07/15/16 09:25

REAGENT TRACEABILITY SUMMARY

Lab Name: TestAmerica Canton Job No.: 240-67510-1

SDG No.:

Reagent ID	Exp Date	Prep Date	Dilutant Used	Reagent Final Volume	Parent Reagent		Analyte	Concentration
					Reagent ID	Volume Added		
EXSPLPACID_00008	10/21/16	03/05/15	DIWATER, Lot 03052015	30 g	MTH2S04_00021	18 g	Sulfuric acid	60 % by Wt
					MTTMHNO3_00051	12 g	Nitric acid	40 % by Wt
.MTH2S04_00021	10/21/16	Macron, Lot 0000080085			(Purchased Reagent)		Sulfuric acid	100 %
.MTTMHNO3_00051	02/05/17	Macron/Avantor, Lot 0000093717			(Purchased Reagent)		Nitric acid	100 %
EXSPLPEFLUID_00156	07/27/16	07/27/16	DIWATER, Lot 07272016	45 L	EXSPLPACID_00008	1 mL	Sulfuric acid	0.00133333 %
							Nitric acid	0.000888889 %
.EXSPLPACID_00008	10/21/16	03/05/15	DIWATER, Lot 03052015	30 g	MTH2S04_00021	18 g	Sulfuric acid	60 % by Wt
					MTTMHNO3_00051	12 g	Nitric acid	40 % by Wt
..MTH2S04_00021	10/21/16	Macron, Lot 0000080085			(Purchased Reagent)		Sulfuric acid	100 %
..MTTMHNO3_00051	02/05/17	Macron/Avantor, Lot 0000093717			(Purchased Reagent)		Nitric acid	100 %
EXTCLPFILTERS_00030	05/06/19	Whatman, Lot 9717854			(Purchased Reagent)		Prep Analyte	100 Filter
K2S2O8_00047	07/23/18	07/23/16	DIWATER, Lot DIWATER	2.5 L	MTK2S208_00031	125 g	Potassium persulfate	0.05 g/g
.MTK2S208_00031	07/23/18	Macron, Lot 0000070212			(Purchased Reagent)		Potassium persulfate	1 g/g
MT1to1HCL_00065	01/19/18	03/16/16	DIWATER, Lot DIWATER	2500 mL	MTTMHCL_00095	1250 mL	Hydrogen Chloride	0.5 mL/mL
.MTTMHCL_00095	01/19/18	Fisher, Lot 4115080			(Purchased Reagent)		Hydrogen Chloride	100 %
MT1TO1HN03_01292	07/25/16	07/25/16	DIWATER, Lot DI WATER	600 mL	MTTMHNO3_00091	300 mL	Nitric acid	0.5 mL/mL
.MTTMHNO3_00091	07/06/18	Macron/Avantor, Lot 0000138698			(Purchased Reagent)		Nitric acid	100 %
MT6500ICV_00032	10/01/16	06/20/16	DIWATER, Lot DIWATER	1000 mL	MTTRICV1_00006	5 mL	Aluminum	12500 ug/L
							Calcium	25000 ug/L
							Iron	12500 ug/L
							Magnesium	25000 ug/L
							Potassium	25000 ug/L
							Sodium	25000 ug/L
					MTTRICV3_00007	6 mL	Barium	1500 ug/L
							Beryllium	1500 ug/L
							Chromium	1500 ug/L
							Cobalt	1500 ug/L
							Copper	1500 ug/L
							Manganese	1500 ug/L
							Nickel	1500 ug/L
							Vanadium	1500 ug/L
							Zinc	1500 ug/L
					MTTRICV5_00013	1.5 mL	Antimony	375 ug/L
							Arsenic	375 ug/L
							Cadmium	375 ug/L
							Lead	375 ug/L
							Selenium	375 ug/L
							Thallium	750 ug/L
					MTTRICVAG_00006	7.5 mL	Silver	750 ug/L
.MTTRICV1_00006	10/01/16	CPI, Lot 1080445			(Purchased Reagent)		Aluminum	2500 ug/mL
							Calcium	5000 ug/mL
							Iron	2500 ug/mL
							Magnesium	5000 ug/mL
							Potassium	5000 ug/mL
							Sodium	5000 ug/mL

REAGENT TRACEABILITY SUMMARY

Lab Name: TestAmerica Canton Job No.: 240-67510-1

SDG No.:

Reagent ID	Exp Date	Prep Date	Dilutant Used	Reagent Final Volume	Parent Reagent		Analyte	Concentration
					Reagent ID	Volume Added		
.MTTRICV3_00007	01/01/17		CPI, Lot 1084215		(Purchased Reagent)		Barium	250 mg/L
							Beryllium	250 mg/L
							Chromium	250 mg/L
							Cobalt	250 mg/L
							Copper	250 mg/L
							Manganese	250 mg/L
							Nickel	250 mg/L
							Vanadium	250 mg/L
							Zinc	250 mg/L
.MTTRICV5_00013	01/01/17		CPI, Lot 1084214		(Purchased Reagent)		Antimony	250 ug/mL
							Arsenic	250 ug/mL
							Cadmium	250 ug/mL
							Lead	250 ug/mL
							Selenium	250 ug/mL
							Thallium	500 ug/mL
.MTTRICVAG_00006	10/01/16		CPI, Lot 1080339		(Purchased Reagent)		Silver	100 mg/L
MTAGSPIKEW_00060	06/09/17	06/21/16	DIWATER, Lot DIWATER	1000 mL	MTAG_00006	2.5 mL	Silver	2500 ug/L
					MTTMHNO3_00089	50 mL	Nitric acid	50000000 ug/L
.MTAG_00006	06/09/17		HIGH PURITY STANDARDS, Lot 1507504		(Purchased Reagent)		Silver	1000 ug/mL
.MTTMHNO3_00089	06/07/18		Macron/Avantor, Lot 0000138698		(Purchased Reagent)		Nitric acid	100 %
MTAQUAREGIA_01388	07/25/16	07/25/16	NA, Lot NA	400 mL	MTTMHCL_00117	300 mL	Hydrogen Chloride	0.75 mL/mL
					MTTMHNO3_00091	100 mL	Nitric acid	0.25 mL/mL
.MTTMHCL_00117	07/11/18		Fisher, Lot 4115120		(Purchased Reagent)		Hydrogen Chloride	100 %
.MTTMHNO3_00091	07/06/18		Macron/Avantor, Lot 0000138698		(Purchased Reagent)		Nitric acid	100 %
MTH202_00067	03/07/18		Macron, Lot 0000137382		(Purchased Reagent)		Hydrogen Peroxide	30 %
MTH2S04_00032	06/30/18		Macron, Lot 0000126895		(Purchased Reagent)		Sulfuric acid	100 %
MTHGCALW_01270	07/25/16	07/25/16	DIWATER, Lot DIWATER	200 mL	MTHGCAL_00025	2 mL	Mercury	100 ug/L
					MTTMHNO3_00091	0.25 mL	Nitric acid	1250000 ug/L
.MTHGCAL_00025	04/12/20		INORGANIC VENTURES, Lot K2-HG02142		(Purchased Reagent)		Mercury	10 ug/mL
.MTTMHNO3_00091	07/06/18		Macron/Avantor, Lot 0000138698		(Purchased Reagent)		Nitric acid	100 %
MTHGCALW_01273	07/28/16	07/28/16	DIWATER, Lot DIWATER	200 mL	MTHGCAL_00025	2 mL	Mercury	100 ug/L
					MTTMHNO3_00091	0.25 mL	Nitric acid	1250000 ug/L
.MTHGCAL_00025	04/12/20		INORGANIC VENTURES, Lot K2-HG02142		(Purchased Reagent)		Mercury	10 ug/mL
.MTTMHNO3_00091	07/06/18		Macron/Avantor, Lot 0000138698		(Purchased Reagent)		Nitric acid	100 %
MTHGCALW_01274	07/29/16	07/29/16	DIWATER, Lot DIWATER	200 mL	MTHGCAL_00025	2 mL	Mercury	100 ug/L
					MTTMHNO3_00091	0.25 mL	Nitric acid	1250000 ug/L
.MTHGCAL_00025	04/12/20		INORGANIC VENTURES, Lot K2-HG02142		(Purchased Reagent)		Mercury	10 ug/mL
.MTTMHNO3_00091	07/06/18		Macron/Avantor, Lot 0000138698		(Purchased Reagent)		Nitric acid	100 %
MTHgICV_00001_00040	07/25/16	07/25/16	DIWATER, Lot DIWATER	100 mL	MTHGCAL_00021	1 mL	Mercury	0.1 ug/mL
					MTTMHNO3_00091	0.125 mL	Nitric acid	1250 ug/mL
.MTHGCAL_00021	02/23/17		High Purity, Lot 1535528		(Purchased Reagent)		Mercury	10 ug/mL
.MTTMHNO3_00091	07/06/18		Macron/Avantor, Lot 0000138698		(Purchased Reagent)		Nitric acid	100 %
MTHgICV_00001_00042	07/29/16	07/29/16	DIWATER, Lot DIWATER	100 mL	MTHGCAL_00021	1 mL	Mercury	0.1 ug/mL
					MTTMHNO3_00091	0.125 mL	Nitric acid	1250 ug/mL
.MTHGCAL_00021	02/23/17		High Purity, Lot 1535528		(Purchased Reagent)		Mercury	10 ug/mL

REAGENT TRACEABILITY SUMMARY

Lab Name: TestAmerica Canton Job No.: 240-67510-1

SDG No.:

Reagent ID	Exp Date	Prep Date	Dilutant Used	Reagent Final Volume	Parent Reagent		Analyte	Concentration
					Reagent ID	Volume Added		
.MTTMHNO3_00091	07/06/18	Macron/Avantor, Lot 0000138698			(Purchased Reagent)		Nitric acid	100 %
MTICP1_00053	06/21/18	06/21/16	DIWATER, Lot DI WATER	1000 mL	MTICPSPIKE1A_00010	50 mL	Aluminum	100000 ug/L
							Arsenic	100000 ug/L
							B	50000 ug/L
							Barium	100000 ug/L
							Beryllium	2500 ug/L
							Cadmium	2500 ug/L
							Chromium	10000 ug/L
							Cobalt	25000 ug/L
							Copper	12500 ug/L
							Iron	50000 ug/L
							Lead	25000 ug/L
							Manganese	25000 ug/L
							Nickel	25000 ug/L
							Selenium	100000 ug/L
							Thallium	100000 ug/L
							Vanadium	25000 ug/L
							Zinc	25000 ug/L
					MTICPSPIKEB_00009	50 mL	Antimony	25000 ug/L
							Mo	50000 ug/L
							Sn	100000 ug/L
							Ti	50000 ug/L
					MTICPSpikeOdd_00006	50 mL	Li	50000 ug/L
							Si	50000 ug/L
							SiO2	107000 ug/L
							Sr	50000 ug/L
					MTTMHNO3_00086	50 mL	Nitric acid	50000000 ug/L
.MTICPSPIKE1A_00010	12/09/16	High Purity Standards, Lot 1534135			(Purchased Reagent)		Aluminum	2000 ug/mL
							Arsenic	2000 ug/mL
							B	1000 ug/mL
							Barium	2000 ug/mL
							Beryllium	50 ug/mL
							Cadmium	50 ug/mL
							Chromium	200 ug/mL
							Cobalt	500 ug/mL
							Copper	250 ug/mL
							Iron	1000 ug/mL
							Lead	500 ug/mL
							Manganese	500 ug/mL
							Nickel	500 ug/mL
							Selenium	2000 ug/mL
							Thallium	2000 ug/mL
							Vanadium	500 ug/mL
							Zinc	500 ug/mL
.MTICPSPIKEB_00009	12/09/16	High Purity Standards, Lot 1534137			(Purchased Reagent)		Antimony	500 ug/mL
							Mo	1000 ug/mL
							Sn	2000 ug/mL

REAGENT TRACEABILITY SUMMARY

Lab Name: TestAmerica Canton Job No.: 240-67510-1

SDG No.:

Reagent ID	Exp Date	Prep Date	Dilutant Used	Reagent Final Volume	Parent Reagent		Analyte	Concentration
					Reagent ID	Volume Added		
							Ti	1000 ug/mL
.MTICPSpikeOdd_00006	12/09/16	High Purity Standards, Lot 1534138			(Purchased Reagent)		Li	1000 ug/mL
							Si	1000 ug/mL
							SiO2	2140 ug/mL
							Sr	1000 ug/mL
.MTTMHNO3_00086	05/03/18	Macron/Avantor, Lot 0000129810			(Purchased Reagent)		Nitric acid	100 %
MTICP2A_00061	04/08/17	06/21/16	DIWATER, Lot DIWATER	1000 mL	MTTMHNO3_00086	50 mL	Nitric acid	50000 mg/L
					MTTRCAL2_00014	250 mL	Calcium	2500 mg/L
							Magnesium	2500 mg/L
							Potassium	2500 mg/L
							Sodium	2500 mg/L
.MTTMHNO3_00086	05/03/18	Macron/Avantor, Lot 0000129810			(Purchased Reagent)		Nitric acid	100 %
.MTTRCAL2_00014	04/08/17	HIGH PURITY STANDARDS, Lot 1603418			(Purchased Reagent)		Calcium	10000 ug/mL
							Magnesium	10000 ug/mL
							Potassium	10000 ug/mL
							Sodium	10000 ug/mL
MTICPCCV_00075	01/08/17	07/08/16	DIWATER, Lot DIWATER	2000 mL	MTICPCCV1_00013	200 mL	Aluminum	25000 ug/L
							Arsenic	500 ug/L
							Barium	2000 ug/L
							Beryllium	2000 ug/L
							Cadmium	500 ug/L
							Calcium	50000 ug/L
							Chromium	2000 ug/L
							Cobalt	2000 ug/L
							Copper	2000 ug/L
							Iron	25000 ug/L
							Lead	500 ug/L
							Magnesium	50000 ug/L
							Manganese	2000 ug/L
							Nickel	2000 ug/L
							Potassium	50000 ug/L
							Selenium	500 ug/L
							Sodium	50000 ug/L
							Thallium	1000 ug/L
							Vanadium	2000 ug/L
							Zinc	2000 ug/L
					MTICPCCV2_00013	200 mL	Antimony	500 ug/L
							Silver	1000 ug/L
.MTICPCCV1_00013	04/21/19	INORGANIC VENTURES, Lot K2-MEB632080			(Purchased Reagent)		Aluminum	250000 ug/L
							Arsenic	5000 ug/L
							Barium	20000 ug/L
							Beryllium	20000 ug/L
							Cadmium	5000 ug/L
							Calcium	500000 ug/L
							Chromium	20000 ug/L
							Cobalt	20000 ug/L
							Copper	20000 ug/L

REAGENT TRACEABILITY SUMMARY

Lab Name: TestAmerica Canton Job No.: 240-67510-1

SDG No.:

Reagent ID	Exp Date	Prep Date	Dilutant Used	Reagent Final Volume	Parent Reagent		Analyte	Concentration
					Reagent ID	Volume Added		
							Iron	250000 ug/L
							Lead	5000 ug/L
							Magnesium	500000 ug/L
							Manganese	20000 ug/L
							Nickel	20000 ug/L
							Potassium	500000 ug/L
							Selenium	5000 ug/L
							Sodium	500000 ug/L
							Thallium	10000 ug/L
							Vanadium	20000 ug/L
							Zinc	20000 ug/L
.MTICPCCV2_00013	04/21/19	INORGANIC VENTURES, Lot K2-MEB632081			(Purchased Reagent)		Antimony	5000 ug/L
							Silver	10000 ug/L
MTICPCCV_00076	01/26/17	07/26/16	DIWATER, Lot DIWATER	2000 mL	MTICPCCV1_00014	200 mL	Aluminum	25000 ug/L
							Arsenic	500 ug/L
							Barium	2000 ug/L
							Beryllium	2000 ug/L
							Cadmium	500 ug/L
							Calcium	50000 ug/L
							Chromium	2000 ug/L
							Cobalt	2000 ug/L
							Copper	2000 ug/L
							Iron	25000 ug/L
							Lead	500 ug/L
							Magnesium	50000 ug/L
							Manganese	2000 ug/L
							Nickel	2000 ug/L
							Potassium	50000 ug/L
							Selenium	500 ug/L
							Sodium	50000 ug/L
							Thallium	1000 ug/L
							Vanadium	2000 ug/L
							Zinc	2000 ug/L
					MTICPCCV2_00014	200 mL	Antimony	500 ug/L
							Silver	1000 ug/L
.MTICPCCV1_00014	04/21/19	INORGANIC VENTURES, Lot K2-MEB632080			(Purchased Reagent)		Aluminum	250000 ug/L
							Arsenic	5000 ug/L
							Barium	20000 ug/L
							Beryllium	20000 ug/L
							Cadmium	5000 ug/L
							Calcium	500000 ug/L
							Chromium	20000 ug/L
							Cobalt	20000 ug/L
							Copper	20000 ug/L
							Iron	250000 ug/L
							Lead	5000 ug/L
							Magnesium	500000 ug/L

REAGENT TRACEABILITY SUMMARY

Lab Name: TestAmerica Canton Job No.: 240-67510-1

SDG No.:

Reagent ID	Exp Date	Prep Date	Dilutant Used	Reagent Final Volume	Parent Reagent		Analyte	Concentration
					Reagent ID	Volume Added		
							Manganese	20000 ug/L
							Nickel	20000 ug/L
							Potassium	500000 ug/L
							Selenium	5000 ug/L
							Sodium	500000 ug/L
							Thallium	10000 ug/L
							Vanadium	20000 ug/L
							Zinc	20000 ug/L
.MTICPCCV2_00014	04/21/19	INORGANIC VENTURES, Lot K2-MEB632081			(Purchased Reagent)		Antimony	5000 ug/L
							Silver	10000 ug/L
MTICPICSABW_00011	12/03/16	06/03/16	DIWATER, Lot DIWATER	1000 mL	MTICPICSAB1_00005	100 mL	Aluminum	500000 ug/L
							Arsenic	1000 ug/L
							B	500 ug/L
							Barium	500 ug/L
							Beryllium	500 ug/L
							Cadmium	1000 ug/L
							Calcium	500000 ug/L
							Chromium	500 ug/L
							Cobalt	500 ug/L
							Copper	500 ug/L
							Iron	200000 ug/L
							Lead	1000 ug/L
							Li	500 ug/L
							Magnesium	500000 ug/L
							Manganese	500 ug/L
							Nickel	1000 ug/L
							Potassium	10000 ug/L
							Selenium	1000 ug/L
							Sodium	10000 ug/L
							Sr	1500 ug/L
							Thallium	1000 ug/L
							Vanadium	500 ug/L
							Zinc	1000 ug/L
					MTICPICSAB2_00005	100 mL	Antimony	1000 ug/L
							Mo	1000 ug/L
							Si	10000 ug/L
							Silver	1000 ug/L
							Sn	500 ug/L
							Ti	500 ug/L
.MTICPICSAB1_00005	01/01/17	INORGANIC VENTURES, Lot J2-MEB612071			(Purchased Reagent)		Aluminum	5000000 ug/L
							Arsenic	10000 ug/L
							B	5000 ug/L
							Barium	5000 ug/L
							Beryllium	5000 ug/L
							Cadmium	10000 ug/L
							Calcium	5000000 ug/L
							Chromium	5000 ug/L

REAGENT TRACEABILITY SUMMARY

Lab Name: TestAmerica Canton Job No.: 240-67510-1

SDG No.:

Reagent ID	Exp Date	Prep Date	Dilutant Used	Reagent Final Volume	Parent Reagent		Analyte	Concentration
					Reagent ID	Volume Added		
							Cobalt	5000 ug/L
							Copper	5000 ug/L
							Iron	2000000 ug/L
							Lead	10000 ug/L
							Li	5000 ug/L
							Magnesium	5000000 ug/L
							Manganese	5000 ug/L
							Nickel	10000 ug/L
							Potassium	100000 ug/L
							Selenium	10000 ug/L
							Sodium	100000 ug/L
							Sr	15000 ug/L
							Thallium	10000 ug/L
							Vanadium	5000 ug/L
							Zinc	10000 ug/L
.MTICPICSAB2_00005	01/01/17	INORGANIC VENTURES, Lot J2-MEB612072			(Purchased Reagent)		Antimony	10000 ug/L
							Mo	10000 ug/L
							Si	100000 ug/L
							Silver	10000 ug/L
							Sn	5000 ug/L
							Ti	5000 ug/L
MTICPPDSA_00001	11/01/16	Inorganic Ventures, Lot J2-MEB598123			(Purchased Reagent)		Antimony	50 mg/L
MTICPPDSB_00001	11/01/16	Inorganic Ventures, Lot J2-MEB598124			(Purchased Reagent)		Barium	200 mg/L
							Beryllium	5 mg/L
							Cadmium	5 mg/L
							Chromium	20 mg/L
							Cobalt	50 mg/L
							Lead	50 mg/L
							Nickel	50 mg/L
							Potassium	5000 mg/L
							Silver	5 mg/L
							Sodium	5000 mg/L
							Vanadium	50 mg/L
							Zinc	50 mg/L
MTKMN04W_00111	07/18/18	07/18/16	DIWATER, Lot DIWATER	2.5 L	MTKMN04_00030	125 g	Potassium Permanganate	50000 mg/L
.MTKMN04_00030	12/30/20	Fisher, Lot 151749			(Purchased Reagent)		Potassium Permanganate	1 g/g
MTTMHCL_00118	07/19/18	Fisher, Lot 4116020			(Purchased Reagent)		Hydrogen Chloride	100 %
MTTMHNO3_00092	07/20/18	Macron/Avantor, Lot 0000119636			(Purchased Reagent)		Nitric acid	100 %
MTTRCRIC_00037	12/24/16	06/24/16	DIWATER, Lot DIWATER	500 mL	MTTRCRI6010C_00013	25 mL	Aluminum	200 ug/L
							Antimony	20 ug/L
							Arsenic	15 ug/L
							Barium	200 ug/L
							Beryllium	5 ug/L
							Cadmium	5 ug/L
							Calcium	5000 ug/L
							Chromium	10 ug/L

REAGENT TRACEABILITY SUMMARY

Lab Name: TestAmerica Canton Job No.: 240-67510-1

SDG No.:

Reagent ID	Exp Date	Prep Date	Dilutant Used	Reagent Final Volume	Parent Reagent		Analyte	Concentration
					Reagent ID	Volume Added		
							Cobalt	10 ug/L
							Copper	20 ug/L
							Iron	200 ug/L
							Lead	10 ug/L
							Magnesium	5000 ug/L
							Manganese	15 ug/L
							Nickel	40 ug/L
							Potassium	5000 ug/L
							Selenium	20 ug/L
							Silver	10 ug/L
							Sodium	5000 ug/L
							Thallium	20 ug/L
							Vanadium	10 ug/L
							Zinc	50 ug/L
.MTTRCRI6010C_00013	01/01/17	Inorganic Ventures, Lot J2-MEB612074			(Purchased Reagent)		Aluminum	4000 ug/L
							Antimony	400 ug/L
							Arsenic	300 ug/L
							Barium	4000 ug/L
							Beryllium	100 ug/L
							Cadmium	100 ug/L
							Calcium	100000 ug/L
							Chromium	200 ug/L
							Cobalt	200 ug/L
							Copper	400 ug/L
							Iron	4000 ug/L
							Lead	200 ug/L
							Magnesium	100000 ug/L
							Manganese	300 ug/L
							Nickel	800 ug/L
							Potassium	100000 ug/L
							Selenium	400 ug/L
							Silver	200 ug/L
							Sodium	100000 ug/L
							Thallium	400 ug/L
							Vanadium	200 ug/L
							Zinc	1000 ug/L
MTTRCRIC_00038	01/01/17	07/27/16	DIWATER, Lot DIWATER	500 mL	MTTRCRI6010C_00013	25 mL	Aluminum	200 ug/L
							Antimony	20 ug/L
							Arsenic	15 ug/L
							Barium	200 ug/L
							Beryllium	5 ug/L
							Cadmium	5 ug/L
							Calcium	5000 ug/L
							Chromium	10 ug/L
							Cobalt	10 ug/L
							Copper	20 ug/L
							Iron	200 ug/L

REAGENT TRACEABILITY SUMMARY

Lab Name: TestAmerica Canton Job No.: 240-67510-1

SDG No.:

Reagent ID	Exp Date	Prep Date	Dilutant Used	Reagent Final Volume	Parent Reagent		Analyte	Concentration
					Reagent ID	Volume Added		
							Lead	10 ug/L
							Magnesium	5000 ug/L
							Manganese	15 ug/L
							Nickel	40 ug/L
							Potassium	5000 ug/L
							Selenium	20 ug/L
							Silver	10 ug/L
							Sodium	5000 ug/L
							Thallium	20 ug/L
							Vanadium	10 ug/L
							Zinc	50 ug/L
.MTTRCRI6010C_00013	01/01/17	Inorganic Ventures, Lot J2-MEB612074			(Purchased Reagent)		Aluminum	4000 ug/L
							Antimony	400 ug/L
							Arsenic	300 ug/L
							Barium	4000 ug/L
							Beryllium	100 ug/L
							Cadmium	100 ug/L
							Calcium	100000 ug/L
							Chromium	200 ug/L
							Cobalt	200 ug/L
							Copper	400 ug/L
							Iron	4000 ug/L
							Lead	200 ug/L
							Magnesium	100000 ug/L
							Manganese	300 ug/L
							Nickel	800 ug/L
							Potassium	100000 ug/L
							Selenium	400 ug/L
							Silver	200 ug/L
							Sodium	100000 ug/L
							Thallium	400 ug/L
							Vanadium	200 ug/L
							Zinc	1000 ug/L
MTTRICSAW_00031	01/20/17	07/20/16	DIWATER, Lot DIWATER	1000 mL	MTTRICSA_00014	100 mL	Aluminum	500000 ug/L
							Calcium	500000 ug/L
							Iron	200000 ug/L
							Magnesium	500000 ug/L
.MTTRICSA_00014	04/02/18	INORGANIC VENTURES, Lot J2-MEB572053			(Purchased Reagent)		Aluminum	5000 ug/mL
							Calcium	5000 ug/mL
							Iron	2000 ug/mL
							Magnesium	5000 ug/mL

Reagent

MTAG_00006

HIGH-PURITY STANDARDS
www.highpuritystandards.com

P.O. Box 41727
Charleston, SC 29423
Phone (843) 767-7900
Fax (843) 767-7906

Rec'd 12-14-15 KU

Certificate of Analysis

Product Description:

Name:	Silver	Source Material:	Silver Metal
Part Number:	**100051-1**	Material Purity:	99.999%
Lot Number:	**1507504**	Matrix:	2% (v/v) HNO_3

Certified Value: 1000 µg/mL ± 3 µg/mL

The Certified value is based on gravimetric and volumetric preparation, and confirmed against SRM 3151 (lot number 992212) by inductively coupled plasma optical emission spectrometry (ICP-OES) using an internal laboratory-developed method. The uncertainty in the certified value is calculated for a 95% confidence interval and coverage factor *k* is about 2.

Density: 1.009 g/mL ± 0.002 g/mL @ 22.4°C

Uncertified Values:

Trace Metal Impurity Scan: The data reported are based upon a scan of this specific lot at 1000 µg/mL via ICP analysis. The values are reported in µg/L.

Ag		M	Cu	<	1	Li	<	0.02	Rb	<	0.02	Th	<	0.02
Al	<	0.1	Dy	<	0.02	Lu	<	0.02	Re	<	0.02	Ti	<	0.02
As	<	0.05	Er	<	0.02	Mg	<	0.5	Rh	<	0.02	Tl	<	0.02
Au	<	0.02	Eu	<	0.02	Mn	<	0.1	Ru	<	0.02	Tm	<	0.02
B	<	1	Fe	<	1	Mo	<	0.02	Sb	<	2	U	<	0.1
Ba	<	0.02	Ga	<	0.02	Na	<	3	Sc	<	0.02	V	<	0.05
Be	<	0.02	Gd	<	0.02	Nb	<	0.02	Se	<	0.1	W	<	0.02
Bi	<	2	Ge	<	0.02	Nd	<	0.02	Si	<	5	Y	<	0.02
Ca	<	1	Hf	<	0.02	Ni	<	0.02	Sm	<	0.02	Yb	<	0.02
Cd	<	0.1	Ho	<	0.02	Os	<	0.02	Sn	<	5	Zn	<	0.5
Ce	<	0.02	In	<	0.1	Pb	<	0.05	Sr	<	0.02	Zr	<	0.02
Co	<	0.05	Ir	<	0.02	Pd	<	2	Ta	<	0.02			
Cr	<	0.1	K	<	1	Pr	<	0.02	Tb	<	0.02			
Cs	<	0.02	La	<	0.02	Pt	<	0.02	Te	<	0.02			

Preparation Information:

The standard solution is prepared using high purity materials and assayed by analytical methods for conformity prior to use. This standard was prepared using the methods developed at NIST for SRM Spectrometric Standard Solutions under appropriate laboratory conditions.

Sub-boiling distilled high-purity acid has been used to place the materials in solution and to stabilize the standard. The matrix is as noted above in 18 megaohm deionized water.

Stability of this product is based upon rigorous short term and long term testing of the solution for the certified value. This testing includes, but is not limited to, the effect of temperature and packaging on the product.

High-Purity Standards is certified to ISO 9001:2008 and accredited to ISO/IEC 17025:2005 and ISO Guide 34:2009.

Intended Use:

This Certified Reference Material (CRM) is intended for use as a calibration standard for the quantitative determination of silver, calibration of instruments such as ICPOES, ICPMS, AAS and XRF, and validation of analytical methods. It also can be used in EPA, ASTM and other methods.

Traceability Information:

The traceability of this standard is maintained through an unbroken chain of comparisons to appropriate standards with suitable procedure and measurement uncertainties. The maintenance of the base and derived units of International System of Units (SI) with traceability of measurement results (contemporary metrology) to SI ensures their comparability over time as follows.

a. **Standard Weight and Analytical Balance**
The standard weights (NBS weights Inventory No 20231A) are calibrated every two years by South Carolina Metrology Laboratory that is a participant in "NIST Weights and Measures Measurement Assurance Program" with a certificate of measurement traceability to NIST primary standards.
The balances are calibrated yearly by the ISO 17025 accredited metrology service, and are verified weekly by an in-house method using standard weights.

b. **Volumetric Device**
The calibration of volumetric vessels is checked annually using the ASTM method E542.

c. **Thermometer**
The standard thermometers are calibrated every year by the ISO 17025 accredited metrology service. The thermometers used in-house are verified against the standard thermometers yearly.

d. **Calibration Standards:**
The Calibration Standard is directly traceable to SRM 3100 Series Spectrometric Standard Solutions.

Packaging and Storage Conditions:

The standard is packaged in a pre-cleaned polyethylene bottle. To maintain the integrity of this product, the solution should be kept tightly capped and stored under normal laboratory conditions.

Refer to Material Safety Datasheet (MSDS) for hazardous information.

Expiration Information:

The expiry date is guaranteed to be valid for eighteen months from the shipping date provided. For this reason, standards from the same lot may have different expiration dates.

Preparation Date:	**March 16, 2015**
Shipped Date:	**12/9/2015**
Expire Date:	**6/9/2017**
Certificate Issue Date:	**April 15, 2015**

Quality Information:

ISO/IEC 17025:2005 Accreditation
Certificate Number AT-1529

ISO Guide 34:2009 (RMP) Accreditation
Certificate Number AR-1436

Angel Sellers
Quality Manager

NOTICE: HPS products are intended for laboratory use only. All products should be handled and used by trained professional personnel. The responsibility for the safe handling and use of these products rests solely with the buyer and/or user. The data and information as stated was furnished by the manufacturer of the product. The information provided in this certificate pertains only to the lot number specified. None of the information provided in this certificate may be used, reproduced or transmitted in any form or by any means without written approval from High Purity Standards.

Reagent

MTHGCAL_00021

HIGH-PURITY STANDARDS
www.highpuritystandards.com

P.O. Box 41727
Charleston, SC 29423
Phone (843) 767-7900
Fax (843) 767-7906

Rec'd 2-25-16

Certificate of Analysis

Product Description:

Name:	Mercury	Source Material:	Mercury Metal
Part Number:	**10 33-1**	Material Purity:	99.9998%
Lot Number:	**1535528**	Matrix:	5% (v/v) HNO_3

Certified Value: 10.0 µg/mL ± 0.2 µg/mL

The Certified value is based on gravimetric and volumetric preparation, and confirmed against SRM 3133 (lot number 061204) by inductively coupled plasma optical emission spectrometry (ICP-OES) using an internal laboratory-developed method. The uncertainty in the certified value is calculated for a 95% confidence interval and coverage factor *k* is about 2.

Preparation Information:

The standard solution is prepared using high purity materials and assayed by analytical methods for conformity prior to use. This standard was prepared using the methods developed at NIST for SRM Spectrometric Standard Solutions under appropriate laboratory conditions.

Sub-boiling distilled high-purity acid has been used to place the materials in solution and to stabilize the standard. The matrix is as noted above in 18 megaohm deionized water.

Stability of this product is based upon rigorous short term and long term testing of the solution for the certified value. This testing includes, but is not limited to, the effect of temperature and packaging on the product.

Intended Use:

This Certified Reference Material (CRM) is intended for use as a calibration standard for the quantitative determination of mercury, calibration of instruments such as ICPOES, ICPMS, AAS and XRF, and validation of analytical methods. It also can be used in EPA, ASTM and other methods.

Traceability Information:

The traceability of this standard is maintained through an unbroken chain of comparisons to appropriate standards with suitable procedure and measurement uncertainties. The maintenance of the base and derived units of International System of Units (SI) with traceability of measurement results (contemporary metrology) to SI ensures their comparability over time as follows.

a. **Standard Weight and Analytical Balance**
The standard weights (NBS weights Inventory No 20231A) are calibrated every two years by South Carolina Metrology Laboratory that is a participant in "NIST Weights and Measures Measurement Assurance Program" with a certificate of measurement traceability to NIST primary standards.
The balances are calibrated yearly by the ISO 17025 accredited metrology service, and are verified weekly by an in-house method using standard weights.

b. **Volumetric Device**
The calibration of volumetric vessels is checked annually using the ASTM method E542.

c. **Thermometer**
The standard thermometers are calibrated every year by the ISO 17025 accredited metrology service. The thermometers used in-house are verified against the standard thermometers yearly.

d. **Calibration Standards:**
The Calibration Standard is directly traceable to SRM 3100 Series Spectrometric Standard Solutions.

High-Purity Standards is certified to ISO 9001:2008 and accredited to ISO/IEC 17025:2005 and ISO Guide 34:2009.

Packaging and Storage Conditions:

The standard is packaged in a pre-cleaned polyethylene bottle. To maintain the integrity of this product, the solution should be kept tightly capped and stored under normal laboratory conditions.

Refer to Material Safety Datasheet (MSDS) for hazardous information.

Expiration Information:

The expiry date is guaranteed to be valid for twelve months from the shipping date provided. For this reason, standards from the same lot may have different expiration dates.

Preparation Date:	**December 21, 2015**
Shipped Date:	**2/23/2016**
Expire Date:	**2/23/2017**
Certificate Issue Date:	**December 21, 2015**

Quality Information:

ISO/IEC 17025:2005 Accreditation
Certificate Number AT-1529

ISO Guide 34:2009 (RMP) Accreditation
Certificate Number AR-1436

Angel Sellers
Quality Manager

NOTICE: HPS products are intended for laboratory use only. All products should be handled and used by trained professional personnel. The responsibility for the safe handling and use of these products rests solely with the buyer and/or user. The data and information as stated was furnished by the manufacturer of the product. The information provided in this certificate pertains only to the lot number specified. None of the information provided in this certificate may be used, reproduced or transmitted in any form or by any means without written approval from High Purity Standards.

High-Purity Standards is certified to ISO 9001:2008 and accredited to ISO/IEC 17025:2005 and ISO Guide 34:2009.

Reagent

MTHGCAL_00025

INORGANIC VENTURES
300 Technology Drive
Christiansburg, VA 24073 - USA
inorganicventures.com

CERTIFICATE OF ANALYSIS

tel: 800.669.6799 - 540.585.3030
fax: 540.585.3012
info@inorganicventures.com

Rec'd 7-6-16 KW

1.0 ACCREDITATION / REGISTRATION

INORGANIC VENTURES is accredited to ISO Guide 34, "General Requirements for the Competence of Reference Material Producers" and ISO/IEC 17025, "General Requirements for the Competence of Testing and Calibration Laboratories". Inorganic Ventures is also an ISO 9001 registered manufacturer (SAI Global File Number 010105).

ACCREDITED Testing Laboratory Certificate 883.01
ACCREDITED Reference Material Producer Certificate 883.02

2.0 PRODUCT DESCRIPTION

Product Code:	Single Analyte Mass Spec Solution
Catalog Number:	MSHGN-10PPM
Lot Number:	K2-HG02142
Matrix:	10% (v/v) HNO3
Value / Analyte(s):	10 µg/mL ea: Mercury
Starting Material:	Hg Metal
Starting Material Lot#:	1780
Starting Material Purity:	99.9997%

3.0 CERTIFIED VALUES AND UNCERTAINTIES

Certified Value: 10.023 ± 0.057 µg/mL

Certified Density: 1.051 g/mL (measured at 20 ± 1 °C)

Assay Information:

ANALYTE	METHOD	NIST SRM#	SRM LOT#
Hg	ICP Assay	3133	061204
Hg	EDTA	928	928

The following equations are used in the calculation of the certified value and the uncertainty. Reported uncertainties represent expanded uncertainties expressed at approximately the 95% confidence level using a coverage factor of k = 2.

Characterization of CRM by two independent methods **Characterization of CRM by one method**

Characterization of CRM/RM by Two Methods

Certified Value, $X_{CRM/RM}$, where two methods of characterization are used is the weighted mean of the two results:

$X_{CRM/RM} = [(w_a)(X_a) + (w_b)(X_b)]$

X_a = mean of Assay Method A with standard uncertainty $u_{char\ a}$

X_b = mean of Assay Method B with standard uncertainty $u_{char\ b}$

w_a and w_b = the weighting factors for each method calculated using the inverse square of the variance:

$w_a = (1/u_{char\ a})^2 / ((1/u_{char\ a})^2 + (1/u_{char\ b})^2))$

$w_b = (1/u_{char\ b})^2 / ((1/u_{char\ a})^2 + (1/u_{char\ b})^2))$

CRM/RM Expanded Uncertainty (±) = $U_{CRM/RM} = k\,(u^2_{char\ a\&b} + u^2_{bb} + u^2_{lts} + u^2_{sts})^{1/2}$

k = coverage factor = 2 in all cases at Inorganic Ventures

$u_{char\ a\&b} = [(w_a)^2 (u_{char\ a})^2 + (w_b)^2 (u_{char\ b})^2]^{1/2}$ where $u_{char\ a}$ and $u_{char\ b}$ are the square root of the sum of the squares of errors from characterization which include instrument measurement, density, NIST SRM uncertainty, weighing, and volume

u_{bb} = bottle to bottle homogeneity standard uncertainty

u_{lts} = long term stability standard uncertainty (storage)

u_{sts} = short term stability standard uncertainty (transportation)

Characterization of CRM/RM by One Method

Certified Value, $X_{CRM/RM}$, where one method of characterization is used is the mean of individual results:

$X_{CRM/RM}$ = mean of Assay Method A with standard uncertainty $u_{char\ a}$

CRM/RM Expanded Uncertainty (±) = $U_{CRM/RM} = k\,(u^2_{char\ a} + u^2_{bb} + u^2_{lts} + u^2_{sts})^{1/2}$

k = coverage factor = 2 in all cases at Inorganic Ventures

$u_{char\ a}$ = square root of the sum of the squares of the errors from characterization which include instrumental measurement, density, NIST SRM uncertainty, weighing, and volume

u_{bb} = bottle to bottle homogeneity standard uncertainty

u_{lts} = long term stability standard uncertainty (storage)

u_{sts} = short term stability standard uncertainty (transportation)

4.0 TRACEABILITY TO NIST

- This product is traceable to NIST via an unbroken chain of comparisons. The uncertainties for each certified value are reported, taking into account the SRM/RM uncertainty error and the measurement, weighing and volume dilution errors. In rare cases where no NIST SRM/RM are available, the term 'in-house std.' is specified.

4.1 Thermometer Calibration

- All thermometers are NIST traceable through thermometers that are calibrated by an accredited calibration laboratory.

4.2 Balance Calibration

- All analytical balances are calibrated by an accredited calibration laboratory and procedure. The weights used for testing are annually compared to master weights and are traceable to NIST.

4.3 Glassware Calibration

- An in-house procedure is used to calibrate all Class A glassware used in the manufacturing and quality control of CRM/RMs.

5.0 TRACE METALLIC IMPURITIES (TMI) DETERMINED BY ICP-MS AND ICP-OES (µg/mL)

CRM/RMs are tested for trace metallic impurities by Axial ICP-OES and ICP-MS. The result from the most sensitive method for each element, is reported below. Solutions tested by ICP-MS were analyzed in an ULPA-Filtered Clean Room. An ULPA-FIlter is 99.9985% efficient for the removal of particles down to 0.3 µm.

M	Ag	<	0.003050	M	Eu	<	0.000203	O	Na		0.000008	M	Se	<	0.014233	O	Zn		0.000001
O	Al	<	0.000753	O	Fe	<	0.001614	M	Nb	<	0.000610	O	Si		0.000009	O	Zr	<	0.001614
M	As	<	0.001017	M	Ga	<	0.000203	M	Nd	<	0.000203	M	Sm	<	0.000203				
M	Au	<	0.002033	M	Gd	<	0.000203	O	Ni	<	0.001614	M	Sn	<	0.000203				
M	B	<	0.004067	M	Ge	<	0.001627	n	Os	<		O	Sr	<	0.000215				
M	Ba	<	0.000610	M	Hf	<	0.000610	O	P	<	0.010760	M	Ta	<	0.000610				
O	Be	<	0.000108	s	Hg	<		M	Pb	<	0.000610	M	Tb	<	0.000203				
M	Bi	<	0.002033	M	Ho	<	0.000203	M	Pd	<	0.003050	M	Te	<	0.004067				
O	Ca		0.000010	M	In	<	0.000407	M	Pr	<	0.000203	M	Th	<	0.000407				
M	Cd	<	0.000203	M	Ir	<	0.000203	M	Pt	<	0.000203	O	Ti	<	0.000646				
M	Ce	<	0.000203	O	K		0.000005	M	Rb	<	0.000203	O	Tl	<	0.005380				
M	Co	<	0.000407	M	La	<	0.000203	M	Re	<	0.000203	M	Tm	<	0.000203				
O	Cr	<	0.000538	O	Li	<	0.000215	M	Rh	<	0.000203	M	U	<	0.004067				
M	Cs	<	0.004067	M	Lu	<	0.000203	M	Ru	<	0.000203	O	V	<	0.000538				
O	Cu	<	0.002152	O	Mg		0.000002	O	S	<	0.005380	M	W	<	0.001017				
M	Dy	<	0.000203	O	Mn	<	0.000161	M	Sb	<	0.002033	M	Y	<	0.000203				
M	Er	<	0.000203	M	Mo	<	0.002033	O	Sc	<	0.000430	M	Yb	<	0.000203				

M - Checked by ICP-MS O - Checked by ICP-OES i - Spectral Interference
n - Not Checked For s - Solution Standard Element

6.0 INTENDED USE

- For the calibration of analytical instruments and validation of analytical methods as appropriate.

7.0 INSTRUCTIONS FOR THE CORRECT USE OF THIS REFERENCE MATERIAL

7.1 Storage and Handling Recommendations

- Store between approximately 4° - 30° C while in sealed TCT bag.

- While stored in the sealed TCT bag, transpiration of this CRM/RM is negligible. After opening the sealed TCT bag transpiration of the CRM/RM will occur, resulting in a gradual increase in the analyte concentration(s). It is the responsibility of the user to account for this effect. When the bottle is weighed both before and after being placed in storage, the mass difference observed will be a measure of transpiration mass loss.

- After opening the sealed TCT bag keep cap tightly sealed when not in use. Store and use at 20° ± 4° C. Do not pippette from the container. Do not return removed aliquots to container.

- For more information, visit www.inorganicventures.com/TCT

Atomic Weight; Valence; Coordination Number; Chemical Form in Solution - 200.59 +2 4 Hg(OH)(aq) 1+
Chemical Compatibility - Stable in HNO3. Avoid basic media forming insoluble carbonate. The sulfide, basic carbonate, oxalate, phosphate, arsenite, arsenate and iodide are insoluble in water.
Stability - 2-100 ppb levels not stable in 1% HNO3 / LDPE container, stable in 10% HNO3 packaged in borosilicate glass. 1-100 ppm levels stable in 7% HNO3 packaged in borosilicate glass. 1000-10,000 ppm solutions are chemically stable for years in 5-10% HNO3 / LDPE container.
Hg Containing Samples (Preparation and Solution) - Metal (soluble in HNO3); Oxide (Soluble in HNO3); Ores and Organic based (The literature has more references to the preparation of Hg containing samples than any other element. Please consult the literature for your specific sample type, since such preparations are prone to error. Or e-mail our technical staff and we will contact you to discuss your particular sample preparation questions in further detail.).
Atomic Spectroscopic Information (ICP-OES D.L.s are given as radial/axial view):

Technique/Line	Estimated D.L.	Order	Interferences (underlined indicates severe)
ICP-MS 202 amu	9 ppt	n/a	186W16O
ICP-OES 184.950 nm	0.03 / 0.005 µg/mL	1	
ICP-OES 194.227 nm	0.03 / 0.005 µg/mL	1	V
ICP-OES 253.652 nm	0.1 / 0.03 µg/mL	1	Ta, Co, Th ,Rh , Fe, U

8.0 HAZARDOUS INFORMATION

- Please refer to the Safety Data Sheet for information regarding this CRM/RM.

9.0 HOMOGENEITY

- This solution was mixed according to an in-house procedure and is guaranteed to be homogeneous. Homogeneity data indicate that the end user should take a minimum sample size of 0.2 mL to assure homogeneity.

10.0 QUALITY STANDARD DOCUMENTATION

10.1 10CFR50 Appendix B - Nuclear Regulatory Commission

- Domestic Licensing of Production and Utilization Facilities

10.2 10CFR21 - Nuclear Regulatory Commission

- Reporting defects and Non-Compliance

10.3 ISO 9001 Quality Management System Registration

- SAI Global File Number 010105

10.4 ISO/IEC Guide 17025 "General Requirements for the Competence of Testing and Calibration Laboratories"

- Chemical Testing - Accredited / A2LA Certificate Number 883.01

10.5 ISO Guide 34 "General Requirements for the Competence of Reference Material Producers"

- Reference Material Producer - Accredited / A2LA Certificate Number 883.02

Inorganic Ventures, 300 Technology Drive, Christiansburg, Va. 24073, USA; Telephone: 800.669.6799; 540.585.3030, Fax: 540.585.3012; inorganicventures.com; info@inorganicventures.com

11.0 CERTIFICATION, LOT EXPIRATION AND PERIOD OF VALIDITY

11.1 Certification Issue Date

April 12, 2016

- The certification is valid within the measurement uncertainty specified provided the CRM/RM is stored and handled in accordance with instructions given in Sec 7.1. This certification is nullified if instructions in Sec 7.1 are not followed or if the CRM/RM is damaged, contaminated, or otherwise modified.

11.2 Lot Expiration Date

- April 12, 2020

- The date after which this CRM/RM should not be used.

- The lot expiration date reflects the period of time that the stability of a CRM/RM can be supported by long term stability studies conducted on properly stored and handled CRM/RMs. Lot expiration is limited primarily by transpiration (loss of water from the solution) and infrequently by chemical stability.

11.3 Period of Validity

- Sealed TCT Bag Open Date: _____

- This CRM/RM should not be used longer than one year from the date of removal from the aluminized bag or after the date given in Sec. 11.2, whichever comes first. This is contingent upon the CRM/RM being handled and stored in accordance with the instructions given in Sec 7.1.

12.0 NAMES AND SIGNATURES OF CERTIFYING OFFICERS

Certificate Prepared By:

James King Jr
Product Documentation Supervisor



Certificate Approved By:

Michael Booth
QC Supervisor



Certifying Officer:

Paul Gaines
PhD., Senior Technical Director



Reagent

MTICPCCV1_00013

INORGANIC VENTURES™
300 Technology Drive
Christiansburg, VA 24073 · USA
inorganicventures.com

CERTIFICATE OF ANALYSIS

tel: 800.669.6799 · 540.585.3030
fax: 540.585.3012
info@inorganicventures.com

Rec'd 4-25-16 KL

1.0 ACCREDITATION / REGISTRATION

INORGANIC VENTURES is accredited to ISO Guide 34, "General Requirements for the Competence of Reference Material Producers" and ISO/IEC 17025, "General Requirements for the Competence of Testing and Calibration Laboratories". Inorganic Ventures is also an ISO 9001 registered manufacturer (SAI Global File Number 010105).

ACCREDITED Testing Laboratory Certificate 883.01
ACCREDITED Reference Material Producer Certificate 883.02

2.0 PRODUCT DESCRIPTION

Product Code:	Multi Analyte Custom Grade Solution
Catalog Number:	TA-CCV1
Lot Number:	K2-MEB632080
Matrix:	5% (v/v) HNO3
Value / Analyte(s):	500 000 µg/L ea: Calcium, Potassium, Magnesium, Sodium, 250 000 µg/L ea: Aluminum, Iron, 50 000 µg/L ea: Boron, Lithium, Strontium, 20 000 µg/L ea: Barium, Beryllium, Cobalt, Chromium+3, Copper, Manganese, Nickel, Vanadium, Zinc, 10 000 µg/L ea: Thallium, 5 000 µg/L ea: Arsenic, Cadmium, Lead, Selenium

3.0 CERTIFIED VALUES AND UNCERTAINTIES

ANALYTE	CERTIFIED VALUE	ANALYTE	CERTIFIED VALUE
Aluminum, Al	250 000.00 ± 1 200.00 µg/L	Arsenic, As	5 000 ± 29 µg/L
Barium, Ba	20 000.0 ± 80.0 µg/L	Beryllium, Be	20 000.0 ± 120.0 µg/L
Boron, B	50 010.0 ± 400.0 µg/L	Cadmium, Cd	5 000 ± 29 µg/L
Calcium, Ca	500 000.00 ± 1 900.00 µg/L	Chromium+3, Cr3	20 000.0 ± 80.0 µg/L
Cobalt, Co	20 000.0 ± 90.0 µg/L	Copper, Cu	20 010.0 ± 80.0 µg/L
Iron, Fe	250 000.00 ± 1 000.00 µg/L	Lead, Pb	5 000 ± 21 µg/L
Lithium, Li	50 000.0 ± 220.0 µg/L	Magnesium, Mg	500 000.00 ± 2 000.00 µg/L
Manganese, Mn	20 000.0 ± 80.0 µg/L	Nickel, Ni	20 000.0 ± 90.0 µg/L
Potassium, K	500 000.00 ± 1 800.00 µg/L	Selenium, Se	5 001 ± 25 µg/L
Sodium, Na	500 000.00 ± 1 800.00 µg/L	Strontium, Sr	50 010.0 ± 230.0 µg/L
Thallium, Tl	10 000.0 ± 70.0 µg/L	Vanadium, V	20 010.0 ± 80.0 µg/L
Zinc, Zn	20 000.0 ± 80.0 µg/L		

Certified Density: 1.035 g/mL (measured at 20 ± 1 °C)

Assay Information:

ANALYTE	METHOD	NIST SRM#	SRM LOT#
Al	ICP Assay	3101a	060502
Al	EDTA	928	928
As	ICP Assay	3103a	100818
As	Calculated		See Sec. 4.2
B	ICP Assay	3107	110830
Ba	ICP Assay	3104a	070222
Ba	Gravimetric		See Sec. 4.2
Be	ICP Assay	3105a	090514
Ca	ICP Assay	3109a	050825
Ca	EDTA	928	928
Cd	ICP Assay	3108	130116
Cd	EDTA	928	928
Co	ICP Assay	3113	000630 Co
Co	EDTA	928	928
Cr3	ICP Assay	3112a	030730Cr3
Cr3	Calculated		See Sec. 4.2
Cu	ICP Assay	3114	121207
Cu	EDTA	928	928
Fe	ICP Assay	3126a	140812
Fe	EDTA	928	928
K	ICP Assay	3141a	051220
K	Gravimetric		See Sec. 4.2
Li	ICP Assay	3129a	000505
Li	Calculated		See Sec. 4.2
Mg	ICP Assay	3131a	050302
Mg	EDTA	928	928
Mn	ICP Assay	3132	050429
Mn	EDTA	928	928
Na	ICP Assay	3152a	120715
Na	Gravimetric		See Sec. 4.2
Ni	ICP Assay	3136	120619
Ni	EDTA	928	928
Pb	ICP Assay	3128	101026
Pb	EDTA	928	928
Se	ICP Assay	3149	100901
Se	Calculated		See Sec. 4.2
Sr	EDTA	928	928
Sr	ICP Assay	3153a	990906
Tl	ICP Assay	3158	993012
V	EDTA	928	928
V	ICP Assay	3165	992706
Zn	ICP Assay	3168a	120629
Zn	EDTA	928	928

The following equations are used in the calculation of the certified value and the uncertainty. Reported uncertainties represent expanded uncertainties expressed at approximately the 95% confidence level using a coverage factor of k = 2.

Characterization of CRM by two independent methods | **Characterization of CRM by one method**

Characterization of CRM/RM by Two Methods

Certified Value, $X_{CRM/RM}$, where two methods of characterization are used is the weighted mean of the two results:

$X_{CRM/RM} = [(w_a)(X_a) + (w_b)(X_b)]$

X_a = mean of Assay Method A with standard uncertainty $u_{char\ a}$

X_b = mean of Assay Method B with standard uncertainty $u_{char\ b}$

w_a and w_b = the weighting factors for each method calculated using the inverse square of the variance:

$w_a = (1/u_{char\ a})^2 / ((1/u_{char\ a})^2 + (1/u_{char\ b})^2))$

$w_b = (1/u_{char\ b})^2 / ((1/u_{char\ a})^2 + (1/u_{char\ b})^2))$

CRM/RM Expanded Uncertainty (±) = $U_{CRM/RM} = k\,(u^2_{char\ a\&b} + u^2_{bb} + u^2_{lts} + u^2_{sts})^{1/2}$

k = coverage factor = 2 in all cases at Inorganic Ventures

$u_{char\ a\&b} = [(w_a)^2 (u_{char\ a})^2 + (w_b)^2 (u_{char\ b})^2]^{1/2}$ where $u_{char\ a}$ and $u_{char\ b}$ are the square root of the sum of the squares of errors from characterization which include instrument measurement, density, NIST SRM uncertainty, weighing, and volume

u_{bb} = bottle to bottle homogeneity standard uncertainty

u_{lts} = long term stability standard uncertainty (storage)

u_{sts} = short term stability standard uncertainty (transportation)

Characterization of CRM/RM by One Method

Certified Value, $X_{CRM/RM}$, where one method of characterization is used is the mean of individual results:

$X_{CRM/RM}$ = mean of Assay Method A with standard uncertainty $u_{char\ a}$

CRM/RM Expanded Uncertainty (±) = $U_{CRM/RM} = k\,(u^2_{char\ a} + u^2_{bb} + u^2_{lts} + u^2_{sts})^{1/2}$

k = coverage factor = 2 in all cases at Inorganic Ventures

$u_{char\ a}$ = square root of the sum of the squares of the errors from characterization which include instrumental measurement, density, NIST SRM uncertainty, weighing, and volume

u_{bb} = bottle to bottle homogeneity standard uncertainty

u_{lts} = long term stability standard uncertainty (storage)

u_{sts} = short term stability standard uncertainty (transportation)

4.0 TRACEABILITY TO NIST

- This product is traceable to NIST via an unbroken chain of comparisons. The uncertainties for each certified value are reported, taking into account the SRM/RM uncertainty error and the measurement, weighing and volume dilution errors. In rare cases where no NIST SRM/RM are available, the term 'in-house std.' is specified.

4.1 Thermometer Calibration

- All thermometers are NIST traceable through thermometers that are calibrated by an accredited calibration laboratory.

4.2 Balance Calibration

- All analytical balances are calibrated by an accredited calibration laboratory and procedure. The weights used for testing are annually compared to master weights and are traceable to NIST.

4.3 Glassware Calibration

- An in-house procedure is used to calibrate all Class A glassware used in the manufacturing and quality control of CRM/RMs.

5.0 TRACE METALLIC IMPURITIES (TMI) DETERMINED BY ICP-MS AND ICP-OES (µg/mL)

N/A

6.0 INTENDED USE

- For the calibration of analytical instruments and validation of analytical methods as appropriate.

7.0 INSTRUCTIONS FOR THE CORRECT USE OF THIS REFERENCE MATERIAL

7.1 Storage and Handling Recommendations

- Store between approximately 4° - 30° C while in sealed TCT bag.

- While stored in the sealed TCT bag, transpiration of this CRM/RM is negligible. After opening the sealed TCT bag transpiration of the CRM/RM will occur, resulting in a gradual increase in the analyte concentration(s). It is the responsibility of the user to account for this effect. When the bottle is weighed both before and after being placed in storage, the mass difference observed will be a measure of transpiration mass loss.

- After opening the sealed TCT bag keep cap tightly sealed when not in use. Store and use at 20° ± 4° C. Do not pippette from the container. Do not return removed aliquots to container.

- For more information, visit **www.inorganicventures.com/TCT**

8.0 HAZARDOUS INFORMATION

- Please refer to the Safety Data Sheet for information regarding this CRM/RM.

9.0 HOMOGENEITY

- This solution was mixed according to an in-house procedure and is guaranteed to be homogeneous. Homogeneity data indicate that the end user should take a minimum sample size of 0.2 mL to assure homogeneity.

10.0 QUALITY STANDARD DOCUMENTATION

10.1 10CFR50 Appendix B - Nuclear Regulatory Commission

- Domestic Licensing of Production and Utilization Facilities

10.2 10CFR21 - Nuclear Regulatory Commission

- Reporting defects and Non-Compliance

10.3 ISO 9001 Quality Management System Registration

- SAI Global File Number 010105

10.4 ISO/IEC Guide 17025 "General Requirements for the Competence of Testing and Calibration Laboratories"

- Chemical Testing - Accredited / A2LA Certificate Number 883.01

10.5 ISO Guide 34 "General Requirements for the Competence of Reference Material Producers"

- Reference Material Producer - Accredited / A2LA Certificate Number 883.02

Inorganic Ventures, 300 Technology Drive, Christiansburg, Va. 24073, USA; Telephone: 800.669.6799; 540.585.3030, Fax: 540.585.3012; inorganicventures.com; info@inorganicventures.com

11.0 CERTIFICATION, LOT EXPIRATION AND PERIOD OF VALIDITY

11.1 Certification Issue Date

April 21, 2016

- The certification is valid within the measurement uncertainty specified provided the CRM/RM is stored and handled in accordance with instructions given in Sec 7.1. This certification is nullified if instructions in Sec 7.1 are not followed or if the CRM/RM is damaged, contaminated, or otherwise modified.

11.2 Lot Expiration Date

- April 21, 2019

- The date after which this CRM/RM should not be used.

- The lot expiration date reflects the period of time that the stability of a CRM/RM can be supported by long term stability studies conducted on properly stored and handled CRM/RMs. Lot expiration is limited primarily by transpiration (loss of water from the solution) and infrequently by chemical stability.

11.3 Period of Validity

- Sealed TCT Bag Open Date: _____

- This CRM/RM should not be used longer than one year from the date of removal from the aluminized bag or after the date given in Sec. 11.2, whichever comes first. This is contingent upon the CRM/RM being handled and stored in accordance with the instructions given in Sec 7.1.

12.0 NAMES AND SIGNATURES OF CERTIFYING OFFICERS

Certificate Prepared By:

Donna Senn
Product Documentation Technician



Certificate Approved By:

Michael Booth
QC Supervisor

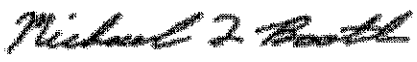

Certifying Officer:

Paul Gaines
PhD., Senior Technical Director



Reagent

MTICPCCV1_00014

INORGANIC VENTURES™
300 Technology Drive
Christiansburg, VA 24073 · USA
inorganicventures.com

CERTIFICATE OF ANALYSIS

tel: 800.669.6799 · 540.585.3030
fax: 540.585.3012
info@inorganicventures.com

Rec'd 7-7-16 KW

1.0 ACCREDITATION / REGISTRATION

INORGANIC VENTURES is accredited to ISO Guide 34, "General Requirements for the Competence of Reference Material Producers" and ISO/IEC 17025, "General Requirements for the Competence of Testing and Calibration Laboratories". Inorganic Ventures is also an ISO 9001 registered manufacturer (SAI Global File Number 010105).

ACCREDITED Testing Laboratory Certificate 883.01 ACCREDITED Reference Material Producer Certificate 883.02

2.0 PRODUCT DESCRIPTION

Product Code:	Multi Analyte Custom Grade Solution
Catalog Number:	TA-CCV1
Lot Number:	K2-MEB632080
Matrix:	5% (v/v) HNO3
Value / Analyte(s):	500 000 µg/L ea:

Calcium,	Potassium,	Magnesium,
Sodium,		
250 000 µg/L ea:		
Aluminum,	Iron,	
50 000 µg/L ea:		
Boron,	Lithium,	Strontium,
20 000 µg/L ea:		
Barium,	Beryllium,	Cobalt,
Chromium+3,	Copper,	Manganese,
Nickel,	Vanadium,	Zinc,
10 000 µg/L ea:		
Thallium,		
5 000 µg/L ea:		
Arsenic,	Cadmium,	Lead,
Selenium		

3.0 CERTIFIED VALUES AND UNCERTAINTIES

ANALYTE	CERTIFIED VALUE	ANALYTE	CERTIFIED VALUE
Aluminum, Al	250 000.00 ± 1 200.00 µg/L	Arsenic, As	5 000 ± 29 µg/L
Barium, Ba	20 000.0 ± 80.0 µg/L	Beryllium, Be	20 000.0 ± 120.0 µg/L
Boron, B	50 010.0 ± 400.0 µg/L	Cadmium, Cd	5 000 ± 29 µg/L
Calcium, Ca	500 000.00 ± 1 900.00 µg/L	Chromium+3, Cr3	20 000.0 ± 80.0 µg/L
Cobalt, Co	20 000.0 ± 90.0 µg/L	Copper, Cu	20 010.0 ± 80.0 µg/L
Iron, Fe	250 000.00 ± 1 000.00 µg/L	Lead, Pb	5 000 ± 21 µg/L
Lithium, Li	50 000.0 ± 220.0 µg/L	Magnesium, Mg	500 000.00 ± 2 000.00 µg/L
Manganese, Mn	20 000.0 ± 80.0 µg/L	Nickel, Ni	20 000.0 ± 90.0 µg/L
Potassium, K	500 000.00 ± 1 800.00 µg/L	Selenium, Se	5 001 ± 25 µg/L
Sodium, Na	500 000.00 ± 1 800.00 µg/L	Strontium, Sr	50 010.0 ± 230.0 µg/L
Thallium, Tl	10 000.0 ± 70.0 µg/L	Vanadium, V	20 010.0 ± 80.0 µg/L
Zinc, Zn	20 000.0 ± 80.0 µg/L		

Certified Density: 1.035 g/mL (measured at 20 ± 1 °C)

Assay Information:

ANALYTE	METHOD	NIST SRM#	SRM LOT#
Al	ICP Assay	3101a	060502
Al	EDTA	928	928
As	ICP Assay	3103a	100818
As	Calculated		See Sec. 4.2
B	ICP Assay	3107	110830
Ba	ICP Assay	3104a	070222
Ba	Gravimetric		See Sec. 4.2
Be	ICP Assay	3105a	090514
Ca	ICP Assay	3109a	050825
Ca	EDTA	928	928
Cd	ICP Assay	3108	130116
Cd	EDTA	928	928
Co	ICP Assay	3113	000630 Co
Co	EDTA	928	928
Cr3	ICP Assay	3112a	030730Cr3
Cr3	Calculated		See Sec. 4.2
Cu	ICP Assay	3114	121207
Cu	EDTA	928	928
Fe	ICP Assay	3126a	140812
Fe	EDTA	928	928
K	ICP Assay	3141a	051220
K	Gravimetric		See Sec. 4.2
Li	ICP Assay	3129a	000505
Li	Calculated		See Sec. 4.2
Mg	ICP Assay	3131a	050302
Mg	EDTA	928	928
Mn	ICP Assay	3132	050429
Mn	EDTA	928	928
Na	ICP Assay	3152a	120715
Na	Gravimetric		See Sec. 4.2
Ni	ICP Assay	3136	120619
Ni	EDTA	928	928
Pb	ICP Assay	3128	101026
Pb	EDTA	928	928
Se	ICP Assay	3149	100901
Se	Calculated		See Sec. 4.2
Sr	EDTA	928	928
Sr	ICP Assay	3153a	990906
Tl	ICP Assay	3158	993012
V	EDTA	928	928
V	ICP Assay	3165	992706
Zn	ICP Assay	3168a	120629
Zn	EDTA	928	928

The following equations are used in the calculation of the certified value and the uncertainty. Reported uncertainties represent expanded uncertainties expressed at approximately the 95% confidence level using a coverage factor of k = 2.

Characterization of CRM by two independent methods **Characterization of CRM by one method**

Characterization of CRM/RM by Two Methods

Certified Value, $X_{CRM/RM}$, where two methods of characterization are used is the weighted mean of the two results:

$X_{CRM/RM} = [(w_a)(X_a) + (w_b)(X_b)]$

X_a = mean of Assay Method A with standard uncertainty $u_{char\ a}$

X_b = mean of Assay Method B with standard uncertainty $u_{char\ b}$

w_a and w_b = the weighting factors for each method calculated using the inverse square of the variance

$w_a = (1/u_{char\ a})^2 / ((1/u_{char\ a})^2 + (1/u_{char\ b})^2))$

$w_b = (1/u_{char\ b})^2 / ((1/u_{char\ a})^2 + (1/u_{char\ b})^2))$

CRM/RM Expanded Uncertainty (±) $= U_{CRM/RM} = k\,(u^2_{char\ a\&b} + u^2_{bb} + u^2_{lts} + u^2_{sts})^{1/2}$

k = coverage factor = 2 in all cases at Inorganic Ventures

$u_{char\ a\&b} = [(w_a)^2 (u_{char\ a})^2 + (w_b)^2 (u_{char\ b})^2]^{1/2}$ where $u_{char\ a}$ and $u_{char\ b}$ are the square root of the sum of the squares of errors from characterization which include instrument measurement, density, NIST SRM uncertainty, weighing, and volume

u_{bb} = bottle to bottle homogeneity standard uncertainty

u_{lts} = long term stability standard uncertainty (storage)

u_{sts} = short term stability standard uncertainty (transportation)

Characterization of CRM/RM by One Method

Certified Value, $X_{CRM/RM}$, where one method of characterization is used is the mean of individual results:

$X_{CRM/RM}$ = mean of Assay Method A with standard uncertainty $u_{char\ a}$

CRM/RM Expanded Uncertainty (±) $= U_{CRM/RM} = k\,(u^2_{char\ a} + u^2_{bb} + u^2_{lts} + u^2_{sts})^{1/2}$

k = coverage factor = 2 in all cases at Inorganic Ventures

$u_{char\ a}$ = square root of the sum of the squares of the errors from characterization which include instrumental measurement, density, NIST SRM uncertainty, weighing, and volume

u_{bb} = bottle to bottle homogeneity standard uncertainty

u_{lts} = long term stability standard uncertainty (storage)

u_{sts} = short term stability standard uncertainty (transportation)

4.0 TRACEABILITY TO NIST

- This product is traceable to NIST via an unbroken chain of comparisons. The uncertainties for each certified value are reported, taking into account the SRM/RM uncertainty error and the measurement, weighing and volume dilution errors. In rare cases where no NIST SRM/RM are available, the term 'in-house std.' is specified.

4.1 Thermometer Calibration

- All thermometers are NIST traceable through thermometers that are calibrated by an accredited calibration laboratory.

4.2 Balance Calibration

- All analytical balances are calibrated by an accredited calibration laboratory and procedure. The weights used for testing are annually compared to master weights and are traceable to NIST.

4.3 Glassware Calibration

- An in-house procedure is used to calibrate all Class A glassware used in the manufacturing and quality control of CRM/RMs.

5.0 TRACE METALLIC IMPURITIES (TMI) DETERMINED BY ICP-MS AND ICP-OES (µg/mL)

N/A

6.0 INTENDED USE

- For the calibration of analytical instruments and validation of analytical methods as appropriate.

7.0 INSTRUCTIONS FOR THE CORRECT USE OF THIS REFERENCE MATERIAL

7.1 Storage and Handling Recommendations

- Store between approximately 4° - 30° C while in sealed TCT bag.

- While stored in the sealed TCT bag, transpiration of this CRM/RM is negligible. After opening the sealed TCT bag transpiration of the CRM/RM will occur, resulting in a gradual increase in the analyte concentration(s). It is the responsibility of the user to account for this effect. When the bottle is weighed both before and after being placed in storage, the mass difference observed will be a measure of transpiration mass loss.

- After opening the sealed TCT bag keep cap tightly sealed when not in use. Store and use at 20° ± 4° C. Do not pippette from the container. Do not return removed aliquots to container.

- For more information, visit **www.inorganicventures.com/TCT**

8.0 HAZARDOUS INFORMATION

- Please refer to the Safety Data Sheet for information regarding this CRM/RM.

9.0 HOMOGENEITY

- This solution was mixed according to an in-house procedure and is guaranteed to be homogeneous. Homogeneity data indicate that the end user should take a minimum sample size of 0.2 mL to assure homogeneity.

10.0 QUALITY STANDARD DOCUMENTATION

10.1 10CFR50 Appendix B - Nuclear Regulatory Commission

- Domestic Licensing of Production and Utilization Facilities

10.2 10CFR21 - Nuclear Regulatory Commission

- Reporting defects and Non-Compliance

10.3 ISO 9001 Quality Management System Registration

- SAI Global File Number 010105

10.4 ISO/IEC Guide 17025 "General Requirements for the Competence of Testing and Calibration Laboratories"

- Chemical Testing - Accredited / A2LA Certificate Number 883.01

10.5 ISO Guide 34 "General Requirements for the Competence of Reference Material Producers"

- Reference Material Producer - Accredited / A2LA Certificate Number 883.02

Inorganic Ventures, 300 Technology Drive, Christiansburg, Va. 24073, USA, Telephone: 800.669.6799; 540.585.3030, Fax: 540.585.3012; inorganicventures.com; info@inorganicventures.com

11.0 CERTIFICATION, LOT EXPIRATION AND PERIOD OF VALIDITY

11.1 Certification Issue Date

April 21, 2016

- The certification is valid within the measurement uncertainty specified provided the CRM/RM is stored and handled in accordance with instructions given in Sec 7.1. This certification is nullified if instructions in Sec 7.1 are not followed or if the CRM/RM is damaged, contaminated, or otherwise modified.

11.2 Lot Expiration Date

- **April 21, 2019**

- The date after which this CRM/RM should not be used.

- The lot expiration date reflects the period of time that the stability of a CRM/RM can be supported by long term stability studies conducted on properly stored and handled CRM/RMs. Lot expiration is limited primarily by transpiration (loss of water from the solution) and infrequently by chemical stability.

11.3 Period of Validity

- Sealed TCT Bag Open Date: _____

- This CRM/RM should not be used longer than one year from the date of removal from the aluminized bag or after the date given in Sec. 11.2, whichever comes first. This is contingent upon the CRM/RM being handled and stored in accordance with the instructions given in Sec 7.1.

12.0 NAMES AND SIGNATURES OF CERTIFYING OFFICERS

Certificate Prepared By:

Donna Senn
Product Documentation Technician

Donna Senn

Certificate Approved By:

Michael Booth
QC Supervisor

Michael J Booth

Certifying Officer:

Paul Gaines
PhD., Senior Technical Director

Paul R Gaines

Reagent

MTICPCCV2_00013

INORGANIC VENTURES™
300 Technology Drive
Christiansburg, VA 24073 · USA
inorganicventures.com

CERTIFICATE OF ANALYSIS

tel: 800.669.6799 · 540.585.3030
fax: 540.585.3012
info@inorganicventures.com

Rec'd 4-25-16 KM

1.0 ACCREDITATION / REGISTRATION

INORGANIC VENTURES is accredited to ISO Guide 34, "General Requirements for the Competence of Reference Material Producers" and ISO/IEC 17025, "General Requirements for the Competence of Testing and Calibration Laboratories". Inorganic Ventures is also an ISO 9001 registered manufacturer (SAI Global File Number 010105).

ACCREDITED Testing Laboratory Certificate 883.01
ACCREDITED Reference Material Producer Certificate 883.02

2.0 PRODUCT DESCRIPTION

Product Code:	Multi Analyte Custom Grade Solution
Catalog Number:	TA-CCV2
Lot Number:	K2-MEB632081
Matrix:	5% (v/v) HNO3 tr. HF
Value / Analyte(s):	50 000 µg/L ea: Silicon, Tin, Titanium, 20 000 µg/L ea: Molybdenum, 10 000 µg/L ea: Silver, 5 000 µg/L ea: Antimony

3.0 CERTIFIED VALUES AND UNCERTAINTIES

ANALYTE	CERTIFIED VALUE	ANALYTE	CERTIFIED VALUE
Antimony, Sb	5 000 ± 35 µg/L	Molybdenum, Mo	20 000.0 ± 80.0 µg/L
Silicon, Si	50 010.0 ± 360.0 µg/L	Silver, Ag	10 000.0 ± 60.0 µg/L
Tin, Sn	50 000.0 ± 240.0 µg/L	Titanium, Ti	50 000.0 ± 280.0 µg/L

Certified Density: 1.023 g/mL (measured at 20 ± 1 °C)

Assay Information:

ANALYTE	METHOD	NIST SRM#	SRM LOT#
Ag	ICP Assay	3151	992212
Ag	Volhard	999b	999b
Mo	ICP Assay	3134	891307
Mo	Calculated		See Sec. 4.2
Sb	ICP Assay	3102A	061229
Si	ICP Assay	3150	071204
Si	Calculated		See Sec. 4.2
Sn	ICP Assay	3161a	070330
Ti	ICP Assay	3162a	060808
Ti	Calculated		See Sec. 4.2

The following equations are used in the calculation of the certified value and the uncertainty. Reported uncertainties represent expanded uncertainties expressed at approximately the 95% confidence level using a coverage factor of k = 2.

Characterization of CRM by two independent methods | **Characterization of CRM by one method**

Characterization of CRM/RM by Two Methods

Certified Value, $X_{CRM/RM}$, where two methods of characterization are used is the weighted mean of the two results:

$X_{CRM/RM} = [(w_a)(X_a) + (w_b)(X_b)]$

X_a = mean of Assay Method A with standard uncertainty $u_{char\ a}$

X_b = mean of Assay Method B with standard uncertainty $u_{char\ b}$

w_a and w_b = the weighting factors for each method calculated using the inverse square of the variance:

$w_a = (1/u_{char\ a})^2 / ((1/u_{char\ a})^2 + (1/u_{char\ b})^2))$

$w_b = (1/u_{char\ b})^2 / ((1/u_{char\ a})^2 + (1/u_{char\ b})^2))$

CRM/RM Expanded Uncertainty (±) = $U_{CRM/RM} = k\,(u^2_{char\ a\&b} + u^2_{bb} + u^2_{lts} + u^2_{sts})^{1/2}$

k = coverage factor = 2 in all cases at Inorganic Ventures

$u_{char\ a\&b} = [(w_a)^2 (u_{char\ a})^2 + (w_b)^2 (u_{char\ b})^2]^{1/2}$ where $u_{char\ a}$ and $u_{char\ b}$ are the square root of the sum of the squares of errors from characterization which include instrument measurement, density, NIST SRM uncertainty, weighing, and volume

u_{bb} = bottle to bottle homogeneity standard uncertainty

u_{lts} = long term stability standard uncertainty (storage)

u_{sts} = short term stability standard uncertainty (transportation)

Characterization of CRM/RM by One Method

Certified Value, $X_{CRM/RM}$, where one method of characterization is used is the mean of individual results:

$X_{CRM/RM}$ = mean of Assay Method A with standard uncertainty $u_{char\ a}$

CRM/RM Expanded Uncertainty (±) = $U_{CRM/RM} = k\,(u^2_{char\ a} + u^2_{bb} + u^2_{lts} + u^2_{sts})^{1/2}$

k = coverage factor = 2 in all cases at Inorganic Ventures

$u_{char\ a}$ = square root of the sum of the squares of the errors from characterization which include instrumental measurement, density, NIST SRM uncertainty, weighing, and volume

u_{bb} = bottle to bottle homogeneity standard uncertainty

u_{lts} = long term stability standard uncertainty (storage)

u_{sts} = short term stability standard uncertainty (transportation)

4.0 TRACEABILITY TO NIST

- This product is traceable to NIST via an unbroken chain of comparisons. The uncertainties for each certified value are reported, taking into account the SRM/RM uncertainty error and the measurement, weighing and volume dilution errors. In rare cases where no NIST SRM/RM are available, the term 'In-house std.' is specified.

4.1 Thermometer Calibration

- All thermometers are NIST traceable through thermometers that are calibrated by an accredited calibration laboratory.

4.2 Balance Calibration

- All analytical balances are calibrated by an accredited calibration laboratory and procedure. The weights used for testing are annually compared to master weights and are traceable to NIST.

4.3 Glassware Calibration

- An in-house procedure is used to calibrate all Class A glassware used in the manufacturing and quality control of CRM/RMs.

5.0 TRACE METALLIC IMPURITIES (TMI) DETERMINED BY ICP-MS AND ICP-OES (µg/mL)

N/A

6.0 INTENDED USE

- For the calibration of analytical instruments and validation of analytical methods as appropriate.

7.0 INSTRUCTIONS FOR THE CORRECT USE OF THIS REFERENCE MATERIAL

7.1 Storage and Handling Recommendations

- Store between approximately 4° - 30° C while in sealed TCT bag.

- While stored in the sealed TCT bag, transpiration of this CRM/RM is negligible. After opening the sealed TCT bag transpiration of the CRM/RM will occur, resulting in a gradual increase in the analyte concentration(s). It is the responsibility of the user to account for this effect. When the bottle is weighed both before and after being placed in storage, the mass difference observed will be a measure of transpiration mass loss.

- After opening the sealed TCT bag keep cap tightly sealed when not in use. Store and use at 20° ± 4° C. Do not pippette from the container. Do not return removed aliquots to container.

- For more information, visit **www.inorganicventures.com/TCT**

HF Note: This standard should not be prepared or stored in glass.

8.0 HAZARDOUS INFORMATION

- Please refer to the Safety Data Sheet for information regarding this CRM/RM.

9.0 HOMOGENEITY

- This solution was mixed according to an in-house procedure and is guaranteed to be homogeneous. Homogeneity data indicate that the end user should take a minimum sample size of 0.2 mL to assure homogeneity.

10.0 QUALITY STANDARD DOCUMENTATION

10.1 10CFR50 Appendix B - Nuclear Regulatory Commission

- Domestic Licensing of Production and Utilization Facilities

10.2 10CFR21 - Nuclear Regulatory Commission

- Reporting defects and Non-Compliance

10.3 ISO 9001 Quality Management System Registration

- SAI Global File Number 010105

10.4 ISO/IEC Guide 17025 "General Requirements for the Competence of Testing and Calibration Laboratories"

- Chemical Testing - Accredited / A2LA Certificate Number 883.01

10.5 ISO Guide 34 "General Requirements for the Competence of Reference Material Producers"

- Reference Material Producer - Accredited / A2LA Certificate Number 883.02

Inorganic Ventures, 300 Technology Drive, Christiansburg, Va. 24073, USA; Telephone: 800.669.6799; 540.585.3030, Fax: 540.585.3012; inorganicventures.com; info@inorganicventures.com

11.0 CERTIFICATION, LOT EXPIRATION AND PERIOD OF VALIDITY

11.1 Certification Issue Date

April 21, 2016

- The certification is valid within the measurement uncertainty specified provided the CRM/RM is stored and handled in accordance with instructions given in Sec 7.1. This certification is nullified if instructions in Sec 7.1 are not followed or if the CRM/RM is damaged, contaminated, or otherwise modified.

11.2 Lot Expiration Date

- April 21, 2019

- The date after which this CRM/RM should not be used.

- The lot expiration date reflects the period of time that the stability of a CRM/RM can be supported by long term stability studies conducted on properly stored and handled CRM/RMs. Lot expiration is limited primarily by transpiration (loss of water from the solution) and infrequently by chemical stability.

11.3 Period of Validity

- Sealed TCT Bag Open Date: _____

- This CRM/RM should not be used longer than one year from the date of removal from the aluminized bag or after the date given in Sec. 11.2, whichever comes first. This is contingent upon the CRM/RM being handled and stored in accordance with the instructions given in Sec 7.1.

12.0 NAMES AND SIGNATURES OF CERTIFYING OFFICERS

Certificate Prepared By:

Donna Senn
Product Documentation Technician



Certificate Approved By:

Michael Booth
QC Supervisor



Certifying Officer:

Paul Gaines
PhD., Senior Technical Director



Reagent

MTICPCCV2_00014

INORGANIC VENTURES™
300 Technology Drive
Christiansburg, VA 24073 · USA
inorganicventures.com

tel: 800.669.6799 · 540.585.3030
fax: 540.585.3012
info@inorganicventures.com

CERTIFICATE OF ANALYSIS

Rec'd 7-7-16 KL

1.0 ACCREDITATION / REGISTRATION

INORGANIC VENTURES is accredited to ISO Guide 34, "General Requirements for the Competence of Reference Material Producers" and ISO/IEC 17025, "General Requirements for the Competence of Testing and Calibration Laboratories". Inorganic Ventures is also an ISO 9001 registered manufacturer (SAI Global File Number 010105).

ACCREDITED Testing Laboratory Certificate 883.01 ACCREDITED Reference Material Producer Certificate 883.02

2.0 PRODUCT DESCRIPTION

Product Code:	Multi Analyte Custom Grade Solution
Catalog Number:	TA-CCV2
Lot Number:	K2-MEB632081
Matrix:	5% (v/v) HNO3 tr. HF
Value / Analyte(s):	50 000 µg/L ea: Silicon, Tin, Titanium, 20 000 µg/L ea: Molybdenum, 10 000 µg/L ea: Silver, 5 000 µg/L ea: Antimony

3.0 CERTIFIED VALUES AND UNCERTAINTIES

ANALYTE	CERTIFIED VALUE	ANALYTE	CERTIFIED VALUE
Antimony, Sb	5 000 ± 35 µg/L	Molybdenum, Mo	20 000.0 ± 80.0 µg/L
Silicon, Si	50 010.0 ± 360.0 µg/L	Silver, Ag	10 000.0 ± 60.0 µg/L
Tin, Sn	50 000.0 ± 240.0 µg/L	Titanium, Ti	50 000.0 ± 280.0 µg/L

Certified Density: 1.023 g/mL (measured at 20 ± 1 °C)

Assay Information:

ANALYTE	METHOD	NIST SRM#	SRM LOT#
Ag	ICP Assay	3151	992212
Ag	Volhard	999b	999b
Mo	ICP Assay	3134	891307
Mo	Calculated		See Sec. 4.2
Sb	ICP Assay	3102A	061229
Si	ICP Assay	3150	071204
Si	Calculated		See Sec. 4.2
Sn	ICP Assay	3161a	070330
Ti	ICP Assay	3162a	060808
Ti	Calculated		See Sec. 4.2

The following equations are used in the calculation of the certified value and the uncertainty. Reported uncertainties represent expanded uncertainties expressed at approximately the 95% confidence level using a coverage factor of k = 2.

Characterization of CRM by two independent methods

Characterization of CRM/RM by Two Methods

Certified Value, $X_{CRM/RM}$, where two methods of characterization are used is the weighted mean of the two results:

$X_{CRM/RM} = [(w_a)(X_a) + (w_b)(X_b)]$

X_a = mean of Assay Method A with standard uncertainty $u_{char\ a}$

X_b = mean of Assay Method B with standard uncertainty $u_{char\ b}$

w_a and w_b = the weighting factors for each method calculated using the inverse square of the variance:

$w_a = (1/u_{char\ a})^2 / ((1/u_{char\ a})^2 + (1/u_{char\ b})^2))$

$w_b = (1/u_{char\ b})^2 / ((1/u_{char\ a})^2 + (1/u_{char\ b})^2))$

CRM/RM Expanded Uncertainty (±) = $U_{CRM/RM} = k\,(u^2_{char\ a\&b} + u^2_{bb} + u^2_{lts} + u^2_{sts})^{½}$

k = coverage factor = 2 in all cases at Inorganic Ventures

$u_{char\ a\&b} = [(w_a)^2\,(u_{char\ a})^2 + (w_b)^2\,(u_{char\ b})^2]^{½}$ where $u_{char\ a}$ and $u_{char\ b}$ are the square root of the sum of the squares of errors from characterization which include instrument measurement, density, NIST SRM uncertainty, weighing, and volume

u_{bb} = bottle to bottle homogeneity standard uncertainty

u_{lts} = long term stability standard uncertainty (storage)

u_{sts} = short term stability standard uncertainty (transportation)

Characterization of CRM by one method

Characterization of CRM/RM by One Method

Certified Value, $X_{CRM/RM}$, where one method of characterization is used is the mean of individual results:

$X_{CRM/RM}$ = mean of Assay Method A with standard uncertainty $u_{char\ a}$

CRM/RM Expanded Uncertainty (±) = $U_{CRM/RM} = k\,(u^2_{char\ a} + u^2_{bb} + u^2_{lts} + u^2_{sts})^{½}$

k = coverage factor = 2 in all cases at Inorganic Ventures

$u_{char\ a}$ = square root of the sum of the squares of the errors from characterization which include instrumental measurement, density, NIST SRM uncertainty, weighing, and volume

u_{bb} = bottle to bottle homogeneity standard uncertainty

u_{lts} = long term stability standard uncertainty (storage)

u_{sts} = short term stability standard uncertainty (transportation)

4.0 TRACEABILITY TO NIST

- This product is traceable to NIST via an unbroken chain of comparisons. The uncertainties for each certified value are reported, taking into account the SRM/RM uncertainty error and the measurement, weighing and volume dilution errors. In rare cases where no NIST SRM/RM are available, the term 'in-house std.' is specified.

4.1 Thermometer Calibration

- All thermometers are NIST traceable through thermometers that are calibrated by an accredited calibration laboratory.

4.2 Balance Calibration

- All analytical balances are calibrated by an accredited calibration laboratory and procedure. The weights used for testing are annually compared to master weights and are traceable to NIST.

4.3 Glassware Calibration

- An in-house procedure is used to calibrate all Class A glassware used in the manufacturing and quality control of CRM/RMs.

5.0 TRACE METALLIC IMPURITIES (TMI) DETERMINED BY ICP-MS AND ICP-OES (µg/mL)

N/A

6.0 INTENDED USE

- For the calibration of analytical instruments and validation of analytical methods as appropriate.

7.0 INSTRUCTIONS FOR THE CORRECT USE OF THIS REFERENCE MATERIAL

7.1 Storage and Handling Recommendations

- Store between approximately 4° - 30° C while in sealed TCT bag.

- While stored in the sealed TCT bag, transpiration of this CRM/RM is negligible. After opening the sealed TCT bag transpiration of the CRM/RM will occur, resulting in a gradual increase in the analyte concentration(s). It is the responsibility of the user to account for this effect. When the bottle is weighed both before and after being placed in storage, the mass difference observed will be a measure of transpiration mass loss.

- After opening the sealed TCT bag keep cap tightly sealed when not in use. Store and use at 20° ± 4° C. Do not pippette from the container. Do not return removed aliquots to container.

- For more information, visit **www.inorganicventures.com/TCT**

HF Note: This standard should not be prepared or stored in glass.

8.0 HAZARDOUS INFORMATION

- Please refer to the Safety Data Sheet for information regarding this CRM/RM.

9.0 HOMOGENEITY

- This solution was mixed according to an in-house procedure and is guaranteed to be homogeneous. Homogeneity data indicate that the end user should take a minimum sample size of 0.2 mL to assure homogeneity.

10.0 QUALITY STANDARD DOCUMENTATION

10.1 10CFR50 Appendix B - Nuclear Regulatory Commission

- Domestic Licensing of Production and Utilization Facilities

10.2 10CFR21 - Nuclear Regulatory Commission

- Reporting defects and Non-Compliance

10.3 ISO 9001 Quality Management System Registration

- SAI Global File Number 010105

10.4 ISO/IEC Guide 17025 "General Requirements for the Competence of Testing and Calibration Laboratories"

- Chemical Testing - Accredited / A2LA Certificate Number 883.01

10.5 ISO Guide 34 "General Requirements for the Competence of Reference Material Producers"

- Reference Material Producer - Accredited / A2LA Certificate Number 883.02

Inorganic Ventures, 300 Technology Drive, Christiansburg, Va. 24073, USA, Telephone: 800.669.6799; 540.585.3030, Fax: 540.585.3012, inorganicventures.com; info@inorganicventures.com

11.0 CERTIFICATION, LOT EXPIRATION AND PERIOD OF VALIDITY

11.1 Certification Issue Date

April 21, 2016

- The certification is valid within the measurement uncertainty specified provided the CRM/RM is stored and handled in accordance with instructions given in Sec 7.1. This certification is nullified if instructions in Sec 7.1 are not followed or if the CRM/RM is damaged, contaminated, or otherwise modified.

11.2 Lot Expiration Date

- **April 21, 2019**

- The date after which this CRM/RM should not be used.

- The lot expiration date reflects the period of time that the stability of a CRM/RM can be supported by long term stability studies conducted on properly stored and handled CRM/RMs. Lot expiration is limited primarily by transpiration (loss of water from the solution) and infrequently by chemical stability.

11.3 Period of Validity

- Sealed TCT Bag Open Date: _____

- This CRM/RM should not be used longer than one year from the date of removal from the aluminized bag or after the date given in Sec. 11.2, whichever comes first. This is contingent upon the CRM/RM being handled and stored in accordance with the instructions given in Sec 7.1.

12.0 NAMES AND SIGNATURES OF CERTIFYING OFFICERS

Certificate Prepared By:

Donna Senn
Product Documentation Technician

Donna Senn

Certificate Approved By:

Michael Booth
QC Supervisor

Michael J Booth

Certifying Officer:

Paul Gaines
PhD., Senior Technical Director

Paul R Gaines

Reagent

MTICPICSAB1_00005

INORGANIC™ VENTURES
300 Technology Drive
Christiansburg, VA 24073 · USA
inorganicventures.com

CERTIFICATE OF ANALYSIS

tel: 800.669.6799 · 540.585.3030
fax: 540.585.3012
info@inorganicventures.com

Rec'd 1-Lo-16
KM

1.0 ACCREDITATION / REGISTRATION

INORGANIC VENTURES is accredited to ISO Guide 34, "General Requirements for the Competence of Reference Material Producers" and ISO/IEC 17025, "General Requirements for the Competence of Testing and Calibration Laboratories". Inorganic Ventures is also an ISO 9001 registered manufacturer (SAI Global File Number 010105).

ACCREDITED Testing Laboratory Certificate 883.01
ACCREDITED Reference Material Producer Certificate 883.02

2.0 PRODUCT DESCRIPTION

Product Code:	Multi Analyte Custom Grade Solution
Catalog Number:	TA-ICSAB1
Lot Number:	J2-MEB612071
Matrix:	5% (v/v) HNO3
Value / Analyte(s):	5 000 000 µg/L ea:

Aluminum,	Calcium,	Magnesium,
2 000 000 µg/L ea:		
Iron,		
100 000 µg/L ea:		
Potassium,	Sodium,	
15 000 µg/L ea:		
Strontium,		
10 000 µg/L ea:		
Arsenic,	Cadmium,	Nickel,
Lead,	Selenium,	Thallium,
Zinc,		
5 000 µg/L ea:		
Boron,	Barium,	Beryllium,
Cobalt,	Chromium+3,	Copper,
Lithium,	Manganese,	Vanadium

3.0 CERTIFIED VALUES AND UNCERTAINTIES

ANALYTE	CERTIFIED VALUE	ANALYTE	CERTIFIED VALUE
Aluminum, Al	5 000 000.000 ± 23 000.000 µg/L	Arsenic, As	10 000.0 ± 60.0 µg/L
Barium, Ba	5 000 ± 29 µg/L	Beryllium, Be	5 001 ± 25 µg/L
Boron, B	5 000 ± 34 µg/L	Cadmium, Cd	10 000.0 ± 60.0 µg/L
Calcium, Ca	5 000 000.000 ± 20 000.000 µg/L	Chromium+3, Cr3	4 999 ± 25 µg/L
Cobalt, Co	5 001 ± 22 µg/L	Copper, Cu	5 000 ± 29 µg/L
Iron, Fe	2 000 000.000 ± 8 000.000 µg/L	Lead, Pb	10 010.0 ± 40.0 µg/L
Lithium, Li	5 000 ± 25 µg/L	Magnesium, Mg	5 000 000.000 ± 20 000.000 µg/L
Manganese, Mn	5 001 ± 25 µg/L	Nickel, Ni	10 000.0 ± 50.0 µg/L
Potassium, K	100 000.00 ± 400.00 µg/L	Selenium, Se	10 000.0 ± 50.0 µg/L
Sodium, Na	100 000.00 ± 400.00 µg/L	Strontium, Sr	15 000.0 ± 90.0 µg/L
Thallium, Tl	10 000.0 ± 80.0 µg/L	Vanadium, V	5 001 ± 29 µg/L
Zinc, Zn	10 010.0 ± 60.0 µg/L		

Certified Density: 1.101 g/mL (measured at 20 ± 1 °C)

Assay Information:

ANALYTE	METHOD	NIST SRM#	SRM LOT#
Al	ICP Assay	3101a	060502
Al	EDTA	928	928
As	ICP Assay	3103a	100818
As	Calculated		See Sec. 4.2
B	ICP Assay	3107	110830
B	Calculated		See Sec. 4.2
Ba	ICP Assay	3104a	070222
Ba	Gravimetric		See Sec. 4.2
Be	ICP Assay	3105a	090514
Be	Calculated		See Sec. 4.2
Ca	ICP Assay	3109a	050825
Ca	EDTA	928	928
Cd	ICP Assay	3108	060531
Cd	EDTA	928	928
Co	ICP Assay	3113	000630 Co
Co	EDTA	928	928
Cr3	ICP Assay	3112a	030730
Cr3	Calculated		See Sec. 4.2
Cu	ICP Assay	3114	121207
Cu	EDTA	928	928
Fe	ICP Assay	3126a	140812
Fe	EDTA	928	928
K	ICP Assay	3141a	051220
K	Gravimetric		See Sec. 4.2
Li	ICP Assay	3129a	100714
Li	Calculated		See Sec. 4.2
Mg	ICP Assay	3131a	050302
Mg	EDTA	928	928
Mn	ICP Assay	3132	050429
Mn	EDTA	928	928
Na	ICP Assay	3152a	120715
Na	Calculated		See Sec. 4.2
Ni	ICP Assay	3136	120619
Ni	EDTA	928	928
Pb	ICP Assay	3128	101026
Pb	EDTA	928	928
Se	ICP Assay	3149	100901
Se	Calculated		See Sec. 4.2
Sr	EDTA	928	928
Sr	ICP Assay	3153a	990906
Tl	ICP Assay	3158	993012
V	EDTA	928	928
V	ICP Assay	3165	992706
Zn	ICP Assay	3168a	120629
Zn	EDTA	928	928

The following equations are used in the calculation of the certified value and the uncertainty. Reported uncertainties represent expanded uncertainties expressed at approximately the 95% confidence level using a coverage factor of k = 2.

ANALYTE	CERTIFIED VALUE	ANALYTE	CERTIFIED VALUE
Aluminum, Al	5 000 000.000 ± 23 000.000 µg/L	Arsenic, As	10 000.0 ± 60.0 µg/L
Barium, Ba	5 000 ± 29 µg/L	Beryllium, Be	5 001 ± 25 µg/L
Boron, B	5 000 ± 34 µg/L	Cadmium, Cd	10 000.0 ± 60.0 µg/L
Calcium, Ca	5 000 000.000 ± 20 000.000 µg/L	Chromium+3, Cr3	4 999 ± 25 µg/L
Cobalt, Co	5 001 ± 22 µg/L	Copper, Cu	5 000 ± 29 µg/L
Iron, Fe	2 000 000.000 ± 8 000.000 µg/L	Lead, Pb	10 010.0 ± 40.0 µg/L
Lithium, Li	5 000 ± 25 µg/L	Magnesium, Mg	5 000 000.000 ± 20 000.000 µg/L
Manganese, Mn	5 001 ± 25 µg/L	Nickel, Ni	10 000.0 ± 50.0 µg/L
Potassium, K	100 000.00 ± 400.00 µg/L	Selenium, Se	10 000.0 ± 50.0 µg/L
Sodium, Na	100 000.00 ± 400.00 µg/L	Strontium, Sr	15 000.0 ± 90.0 µg/L
Thallium, Tl	10 000.0 ± 80.0 µg/L	Vanadium, V	5 001 ± 29 µg/L
Zinc, Zn	10 010.0 ± 60.0 µg/L		

Certified Density: 1.101 g/mL (measured at 20 ± 1 °C)

Assay Information:

Reagent

MTICPICSAB2_00005

INORGANIC VENTURES™
300 Technology Drive
Christiansburg, VA 24073 · USA
inorganicventures.com

CERTIFICATE OF ANALYSIS

tel: 800.669.6799 · 540.585.3030
fax: 540.585.3012
info@inorganicventures.com

Rec'd 1-6-16 KL

1.0 ACCREDITATION / REGISTRATION

INORGANIC VENTURES is accredited to ISO Guide 34, "General Requirements for the Competence of Reference Material Producers" and ISO/IEC 17025, "General Requirements for the Competence of Testing and Calibration Laboratories". Inorganic Ventures is also an ISO 9001 registered manufacturer (SAI Global File Number 010105).

ACCREDITED Testing Laboratory Certificate 883.01
ACCREDITED Reference Material Producer Certificate 853.02

2.0 PRODUCT DESCRIPTION

Product Code:	Multi Analyte Custom Grade Solution
Catalog Number:	TA-ICSAB2
Lot Number:	J2-MEB612072
Matrix:	5% (v/v) HNO3 tr. HF
Value / Analyte(s):	100 000 µg/L ea: Silicon, 10 000 µg/L ea: Silver, Molybdenum, Antimony, 5 000 µg/L ea: Tin, Titanium

3.0 CERTIFIED VALUES AND UNCERTAINTIES

ANALYTE	CERTIFIED VALUE	ANALYTE	CERTIFIED VALUE
Antimony, Sb	10 000.0 ± 70.0 µg/L	Molybdenum, Mo	10 010.0 ± 60.0 µg/L
Silicon, Si	100 000.00 ± 600.00 µg/L	Silver, Ag	10 000.0 ± 70.0 µg/L
Tin, Sn	5 001 ± 38 µg/L	Titanium, Ti	5 000 ± 25 µg/L

Certified Density: 1.024 g/mL (measured at 20 ± 1 °C)

Assay Information:

ANALYTE	METHOD	NIST SRM#	SRM LOT#
Ag	ICP Assay	3151	992212
Ag	Volhard	999b	999b
Mo	ICP Assay	3134	891307
Mo	Calculated		See Sec. 4.2
Sb	ICP Assay	3102A	061229
Si	ICP Assay	3150	071204
Si	Calculated		See Sec. 4.2
Sn	ICP Assay	3161a	070330
Ti	ICP Assay	3162a	060808
Ti	Calculated		See Sec. 4.2

The following equations are used in the calculation of the certified value and the uncertainty. Reported uncertainties represent expanded uncertainties expressed at approximately the 95% confidence level using a coverage factor of k = 2.

Characterization of CRM by two independent methods | **Characterization of CRM by one method**

Characterization of CRM/RM by Two Methods

Certified Value, $X_{CRM/RM}$, where two methods of characterization are used is the weighted mean of the two results:

$X_{CRM/RM} = [(w_a)(X_a) + (w_b)(X_b)]$

X_a = mean of Assay Method A with standard uncertainty $u_{char\ a}$

X_b = mean of Assay Method B with standard uncertainty $u_{char\ b}$

w_a and w_b = the weighting factors for each method calculated using the inverse square of the variance:

$w_a = (1/u_{char\ a})^2 / ((1/u_{char\ a})^2 + (1/u_{char\ b})^2))$

$w_b = (1/u_{char\ b})^2 / ((1/u_{char\ a})^2 + (1/u_{char\ b})^2))$

CRM/RM Expanded Uncertainty (±) = $U_{CRM/RM} = k\,(u^2_{char\ a\&b} + u^2_{bb} + u^2_{lts} + u^2_{sts})^{1/2}$

k = coverage factor = 2 in all cases at Inorganic Ventures

$u_{char\ a\&b} = [(w_a)^2 (u_{char\ a})^2 + (w_b)^2 (u_{char\ b})^2)^{1/2}$ where $u_{char\ a}$ and $u_{char\ b}$ are the square root of the sum of the squares of errors from characterization which include instrument measurement, density, NIST SRM uncertainty, weighing, and volume

u_{bb} = bottle to bottle homogeneity standard uncertainty

u_{lts} = long term stability standard uncertainty (storage)

u_{sts} = short term stability standard uncertainty (transportation)

Characterization of CRM/RM by One Method

Certified Value, $X_{CRM/RM}$, where one method of characterization is used is the mean of individual results:

$X_{CRM/RM}$ = mean of Assay Method A with standard uncertainty $u_{char\ a}$

CRM/RM Expanded Uncertainty (±) = $U_{CRM/RM} = k\,(u^2_{char\ a} + u^2_{bb} + u^2_{lts} + u^2_{sts})^{1/2}$

k = coverage factor = 2 in all cases at Inorganic Ventures

$u_{char\ a}$ = square root of the sum of the squares of the errors from characterization which include instrumental measurement, density, NIST SRM uncertainty, weighing, and volume

u_{bb} = bottle to bottle homogeneity standard uncertainty

u_{lts} = long term stability standard uncertainty (storage)

u_{sts} = short term stability standard uncertainty (transportation)

4.0 TRACEABILITY TO NIST

- This product is traceable to NIST via an unbroken chain of comparisons. The uncertainties for each certified value are reported, taking into account the SRM/RM uncertainty error and the measurement, weighing and volume dilution errors. In rare cases where no NIST SRM/RM are available, the term 'in-house std.' is specified.

4.1 Thermometer Calibration

- All thermometers are NIST traceable through thermometers that are calibrated by an accredited calibration laboratory.

4.2 Balance Calibration

- All analytical balances are calibrated by an accredited calibration laboratory and procedure. The weights used for testing are annually compared to master weights and are traceable to NIST.

4.3 Glassware Calibration

- An in-house procedure is used to calibrate all Class A glassware used in the manufacturing and quality control of CRM/RMs.

5.0 TRACE METALLIC IMPURITIES (TMI) DETERMINED BY ICP-MS AND ICP-OES (µg/mL)

N/A

6.0 INTENDED USE

- For the calibration of analytical instruments and validation of analytical methods as appropriate.

7.0 INSTRUCTIONS FOR THE CORRECT USE OF THIS REFERENCE MATERIAL

7.1 Storage and Handling Recommendations

- Keep cap tightly sealed when not in use. Store and use at 20 ± 4° C. Do not pipette from the container. Do not return removed aliquots to container.

HF Note: This standard should not be prepared or stored in glass.

8.0 HAZARDOUS INFORMATION

- Please refer to the Safety Data Sheet for information regarding this CRM/RM.

9.0 HOMOGENEITY

- This solution was mixed according to an in-house procedure and is guaranteed to be homogeneous. Homogeneity data indicate that the end user should take a minimum sample size of 0.2 mL to assure homogeneity.

10.0 QUALITY STANDARD DOCUMENTATION

10.1 10CFR50 Appendix B - Nuclear Regulatory Commission

- Domestic Licensing of Production and Utilization Facilities

10.2 10CFR21 - Nuclear Regulatory Commission

- Reporting defects and Non-Compliance

10.3 ISO 9001 Quality Management System Registration

- SAI Global File Number 010105

10.4 ISO/IEC Guide 17025 "General Requirements for the Competence of Testing and Calibration Laboratories"

- Chemical Testing - Accredited / A2LA Certificate Number 883.01

10.5 ISO/IEC Guide 34 "General Requirements for the Competence of Reference Material Producers"

- Reference Material Producer - Accredited / A2LA Certificate Number 883.02

11.0 CERTIFICATION, EXPIRATION AND PERIOD OF VALIDITY

11.1 Certification Issue Date

December 15, 2015

11.2 Expiration Date

EXPIRES
01/2017

11.3 Period of Validity

- The certification is valid within the measurement uncertainty specified provided the CRM/RM is handled and stored in accordance with instructions given in Sec 7.0 and used prior to the date given in Sec 11.2. This certification is nullified if the CRM/RM is damaged, contaminated, or otherwise modified.

12.0 NAMES AND SIGNATURES OF CERTIFYING OFFICERS

Certificate Prepared By:

Maurice Harris
Product Documentation Technician

Certificate Approved By:

Michael Booth
QC Supervisor

Certifying Officer:

Paul Gaines
PhD., Senior Technical Director

Reagent

MTICPPDSA_00001

INORGANIC™ VENTURES
300 Technology Drive
Christiansburg, VA 24073 · USA
inorganicventures.com
tel: 800.669.6799 · 540.585.3030
fax: 540.585.3012
info@inorganicventures.com

CERTIFICATE OF ANALYSIS

Rec'd 10-12-15 KM

1.0 ACCREDITATION / REGISTRATION

INORGANIC VENTURES is accredited to ISO Guide 34, "General Requirements for the Competence of Reference Material Producers" and ISO/IEC 17025, "General Requirements for the Competence of Testing and Calibration Laboratories". Inorganic Ventures is also an ISO 9001 registered manufacturer (SAI Global File Number 010105).

ACCREDITED Testing Laboratory Certificate 863.01 ACCREDITED Reference Material Producer Certificate 863.02

2.0 PRODUCT DESCRIPTION

Product Code:	Multi Analyte Custom Grade Solution
Catalog Number:	TA-95A
Lot Number:	J2-MEB598123
Matrix:	5% (v/v) HNO3 tr. HF
Value / Analyte(s):	200 µg/mL ea: Sn, 100 µg/mL ea: Mo, Si, Ti, 50 µg/mL ea: Sb

3.0 CERTIFIED VALUES AND UNCERTAINTIES

ANALYTE	CERTIFIED VALUE	ANALYTE	CERTIFIED VALUE
Antimony, Sb	50.01 ± 0.38 µg/mL	Molybdenum, Mo	100.0 ± 0.5 µg/mL
Silicon, Si	100.0 ± 0.7 µg/mL	Tin, Sn	200.0 ± 1.1 µg/mL
Titanium, Ti	100.0 ± 0.6 µg/mL		

Certified Density: 1.021 g/mL (measured at 20 ± 1 °C)

Assay Information:

ANALYTE	METHOD	NIST SRM#	SRM LOT#
Mo	Calculated		See Sec. 4.2
Mo	ICP Assay	3134	891307
Sb	Calculated		See Sec. 4.2
Sb	ICP Assay	3102A	061229
Si	Calculated		See Sec. 4.2
Si	ICP Assay	3150	071204
Sn	ICP Assay	3161a	070330
Ti	Calculated		See Sec. 4.2
Ti	ICP Assay	3162a	060808

The following equations are used in the calculation of the certified value and the uncertainty. Reported uncertainties represent expanded uncertainties expressed at approximately the 95% confidence level using a coverage factor of k = 2.

Certified Value $(\bar{x}) = \frac{\Sigma x_i}{n}$ ($\bar{x}$) = mean
x_i = individual results
n = number of measurements

Uncertainty (±) = $2 [\Sigma(s_i)^2]^{1/2}$ 2 = the coverage factor.
$[\Sigma(s_i)^2]^{1/2}$ = The square root of the sum of the squares of the most common errors (where 's' stands for the standard deviation) from instrumental measurement, density, NIST SRM uncertainty, weighing, dilution to volume, homogeneity, long term stability and short term stability.

4.0 TRACEABILITY TO NIST

- This product is traceable to NIST via an unbroken chain of comparisons. The uncertainties for each certified value are reported, taking into account the SRM/RM uncertainty error and the measurement, weighing and volume dilution errors. In rare cases where no NIST SRM/RM are available, the term 'in-house std.' is specified.

4.1 Thermometer Calibration

- All thermometers are NIST traceable through thermometers that are calibrated by an accredited calibration laboratory.

4.2 Balance Calibration

- All analytical balances are calibrated by an accredited calibration laboratory and procedure. The weights used for testing are annually compared to master weights and are traceable to NIST.

4.3 Glassware Calibration

- An in-house procedure is used to calibrate all Class A glassware used in the manufacturing and quality control of CRM/RMs.

5.0 TRACE METALLIC IMPURITIES (TMI) DETERMINED BY ICP-MS AND ICP-OES (µg/mL)

N/A

6.0 INTENDED USE

- For the calibration of analytical instruments and validation of analytical methods as appropriate.

7.0 INSTRUCTIONS FOR THE CORRECT USE OF THIS REFERENCE MATERIAL

7.1 Storage and Handling Recommendations

- Keep cap tightly sealed when not in use. Store and use at 20 ± 4° C. Do not pipette from the container. Do not return removed aliquots to container.

HF Note: This standard should not be prepared or stored in glass.

8.0 HAZARDOUS INFORMATION

- Please refer to the Safety Data Sheet for information regarding this CRM/RM.

9.0 HOMOGENEITY

- This solution was mixed according to an in-house procedure and is guaranteed to be homogeneous. Homogeneity data indicate that the end user should take a minimum sample size of 0.2 mL to assure homogeneity.

10.0 QUALITY STANDARD DOCUMENTATION

10.1 10CFR50 Appendix B - Nuclear Regulatory Commission

- Domestic Licensing of Production and Utilization Facilities

10.2 10CFR21 - Nuclear Regulatory Commission

- Reporting defects and Non-Compliance

10.3 ISO 9001 Quality Management System Registration

- SAI Global File Number 010105

10.4 ISO/IEC Guide 17025 "General Requirements for the Competence of Testing and Calibration Laboratories"

- Chemical Testing - Accredited / A2LA Certificate Number 883.01

10.5 ISO/IEC Guide 34 "General Requirements for the Competence of Reference Material Producers"

- Reference Material Producer - Accredited / A2LA Certificate Number 883.02

11.0 CERTIFICATION, EXPIRATION AND PERIOD OF VALIDITY

11.1 Certification Issue Date

October 02, 2015

11.2 Expiration Date

EXPIRES
1 NOV 2016

11.3 Period of Validity

- The certification is valid within the measurement uncertainty specified provided the CRM/RM is handled and stored in accordance with instructions given in Sec 7.0 and used prior to the date given in Sec 11.2. This certification is nullified if the CRM/RM is damaged, contaminated, or otherwise modified.

12.0 NAMES AND SIGNATURES OF CERTIFYING OFFICERS

Certificate Prepared By:

Maurice Harris
Product Documentation Technician

Certificate Approved By:

Brian Alexander
PhD., Technical Process Director

Certifying Officer:

Paul Gaines
PhD., Senior Technical Director

Reagent

MTICPPDSB_00001

INORGANIC™ VENTURES

300 Technology Drive
Christiansburg, VA 24073 · USA
inorganicventures.com

tel: 800.669.6799 · 540.585.3030
fax: 540.585.3012
info@inorganicventures.com

CERTIFICATE OF ANALYSIS

Rec'd 10-12-15 KL

1.0 ACCREDITATION / REGISTRATION

INORGANIC VENTURES is accredited to ISO Guide 34, "General Requirements for the Competence of Reference Material Producers" and ISO/IEC 17025, "General Requirements for the Competence of Testing and Calibration Laboratories". Inorganic Ventures is also an ISO 9001 registered manufacturer (SAI Global File Number 010105).

ACCREDITED Testing Laboratory Certificate 883.01

ACCREDITED Reference Material Producer Certificate 883.02

2.0 PRODUCT DESCRIPTION

Product Code:	Multi Analyte Custom Grade Solution
Catalog Number:	TA-95B
Lot Number:	J2-MEB598124
Matrix:	5% (v/v) HNO3
Value / Analyte(s):	5 000 µg/mL ea:
	Ca, K, Mg,
	Na,
	200 µg/mL ea:
	Al, As, Ba,
	Se, Tl,
	100 µg/mL ea:
	B, Fe, Li,
	Sr,
	50 µg/mL ea:
	Co, Mn, Ni,
	Pb, V, Zn,
	25 µg/mL ea:
	Cu,
	20 µg/mL ea:
	Cr3,
	5 µg/mL ea:
	Ag, Be, Cd

3.0 CERTIFIED VALUES AND UNCERTAINTIES

ANALYTE	CERTIFIED VALUE	ANALYTE	CERTIFIED VALUE
Aluminum, Al	200.0 ± 1.1 µg/mL	Arsenic, As	200.0 ± 1.1 µg/mL
Barium, Ba	200.0 ± 0.9 µg/mL	Beryllium, Be	5.000 ± 0.032 µg/mL
Boron, B	100.0 ± 0.8 µg/mL	Cadmium, Cd	5.000 ± 0.032 µg/mL
Calcium, Ca	5 000 ± 23 µg/mL	Chromium+3, Cr3	20.00 ± 0.11 µg/mL
Cobalt, Co	50.00 ± 0.25 µg/mL	Copper, Cu	25.01 ± 0.11 µg/mL
Iron, Fe	100.0 ± 0.5 µg/mL	Lead, Pb	49.99 ± 0.33 µg/mL
Lithium, Li	99.9 ± 0.6 µg/mL	Magnesium, Mg	5 000 ± 23 µg/mL
Manganese, Mn	49.99 ± 0.30 µg/mL	Nickel, Ni	49.99 ± 0.31 µg/mL
Potassium, K	5 000 ± 22 µg/mL	Selenium, Se	200.0 ± 1.3 µg/mL
Silver, Ag	5.000 ± 0.036 µg/mL	Sodium, Na	5 000 ± 22 µg/mL
Strontium, Sr	100.0 ± 0.5 µg/mL	Thallium, Tl	200.0 ± 1.2 µg/mL
Vanadium, V	50.01 ± 0.24 µg/mL	Zinc, Zn	50.00 ± 0.23 µg/mL

Certified Density: 1.084 g/mL (measured at 20 ± 1 °C)

Assay Information:

ANALYTE	METHOD	NIST SRM#	SRM LOT#
Ag	ICP Assay	3151	992212
Ag	Volhard	999b	999b
Al	Calculated		See Sec. 4.2
Al	ICP Assay	3101a	060502
As	Calculated		See Sec. 4.2
As	ICP Assay	3103a	100818
B	ICP Assay	3107	110830
Ba	Gravimetric		See Sec. 4.2
Ba	ICP Assay	3104a	070222
Be	ICP Assay	3105a	090514
Ca	ICP Assay	3109a	050825
Ca	EDTA	928	928
Cd	ICP Assay	3108	060531
Cd	EDTA	928	928
Co	ICP Assay	3113	000630 Co
Co	EDTA	928	928
Cr3	Calculated		See Sec. 4.2
Cr3	ICP Assay	3112a	030730
Cu	ICP Assay	3114	011017
Cu	EDTA	928	928
Fe	ICP Assay	3126a	140812
Fe	EDTA	928	928
K	Gravimetric		See Sec. 4.2
K	ICP Assay	3141a	051220
Li	ICP Assay	3129a	100714
Mg	ICP Assay	3131a	050302
Mg	EDTA	928	928
Mn	ICP Assay	3132	050429
Mn	EDTA	928	928
Na	Gravimetric		See Sec. 4.2
Na	ICP Assay	3152a	120715
Ni	ICP Assay	3136	120619
Ni	EDTA	928	928
Pb	ICP Assay	3128	101026
Pb	EDTA	928	928
Se	Calculated		See Sec. 4.2
Se	ICP Assay	3149	100901
Sr	ICP Assay	3153a	990906
Sr	EDTA	928	928
Tl	Calculated		See Sec. 4.2
Tl	ICP Assay	3158	993012
V	ICP Assay	3165	992706
V	EDTA	928	928
Zn	ICP Assay	3168a	120629
Zn	EDTA	928	928

The following equations are used in the calculation of the certified value and the uncertainty. Reported uncertainties represent expanded uncertainties expressed at approximately the 95% confidence level using a coverage factor of k = 2.

Certified Value $(\bar{x}) = \frac{\Sigma x_i}{n}$ ($\bar{x}$) = mean

x_i = individual results

n = number of measurements

Uncertainty $(\pm) = 2\ [\ \Sigma(s_i)^2\ ]^{1/2}$ 2 = the coverage factor.

$[\ \Sigma(s_i)^2\ ]^{1/2}$ = The square root of the sum of the squares of the most common errors (where 's' stands for the standard deviation) from instrumental measurement, density, NIST SRM uncertainty, weighing, dilution to volume, homogeneity, long term stability and short term stability.

4.0 TRACEABILITY TO NIST

- This product is traceable to NIST via an unbroken chain of comparisons. The uncertainties for each certified value are reported, taking into account the SRM/RM uncertainty error and the measurement, weighing and volume dilution errors. In rare cases where no NIST SRM/RM are available, the term 'in-house std.' is specified.

4.1 Thermometer Calibration

- All thermometers are NIST traceable through thermometers that are calibrated by an accredited calibration laboratory.

4.2 Balance Calibration

- All analytical balances are calibrated by an accredited calibration laboratory and procedure. The weights used for testing are annually compared to master weights and are traceable to NIST.

4.3 Glassware Calibration

- An in-house procedure is used to calibrate all Class A glassware used in the manufacturing and quality control of CRM/RMs.

5.0 TRACE METALLIC IMPURITIES (TMI) DETERMINED BY ICP-MS AND ICP-OES (µg/mL)

N/A

6.0 INTENDED USE

- For the calibration of analytical instruments and validation of analytical methods as appropriate.

7.0 INSTRUCTIONS FOR THE CORRECT USE OF THIS REFERENCE MATERIAL

7.1 Storage and Handling Recommendations

- Keep cap tightly sealed when not in use. Store and use at 20 ± 4° C. Do not pipette from the container. Do not return removed aliquots to container.

Low Silver Note: This solution contains "LOW" levels of Silver. Please store this entire bottle inside a sealed glass jar.

8.0 HAZARDOUS INFORMATION

- Please refer to the Safety Data Sheet for information regarding this CRM/RM.

9.0 HOMOGENEITY

- This solution was mixed according to an in-house procedure and is guaranteed to be homogeneous. Homogeneity data indicate that the end user should take a minimum sample size of 0.2 mL to assure homogeneity.

10.0 QUALITY STANDARD DOCUMENTATION

10.1 10CFR50 Appendix B - Nuclear Regulatory Commission

- Domestic Licensing of Production and Utilization Facilities

10.2 10CFR21 - Nuclear Regulatory Commission

- Reporting defects and Non-Compliance

10.3 ISO 9001 Quality Management System Registration

- SAI Global File Number 010105

10.4 ISO/IEC Guide 17025 "General Requirements for the Competence of Testing and Calibration Laboratories"

- Chemical Testing - Accredited / A2LA Certificate Number 883.01

10.5 ISO/IEC Guide 34 "General Requirements for the Competence of Reference Material Producers"

- Reference Material Producer - Accredited / A2LA Certificate Number 883.02

11.0 CERTIFICATION, EXPIRATION AND PERIOD OF VALIDITY

11.1 Certification Issue Date

October 02, 2015

11.2 Expiration Date

EXPIRES
1 NOV 2016

11.3 Period of Validity

- The certification is valid within the measurement uncertainty specified provided the CRM/RM is handled and stored in accordance with instructions given in Sec 7.0 and used prior to the date given in Sec 11.2. This certification is nullified if the CRM/RM is damaged, contaminated, or otherwise modified.

12.0 NAMES AND SIGNATURES OF CERTIFYING OFFICERS

Certificate Prepared By:

Maurice Harris
Product Documentation Technician

Certificate Approved By:

Brian Alexander
PhD., Technical Process Director

Certifying Officer:

Paul Gaines
PhD., Senior Technical Director

Reagent

MTICPSPIKE1A_00010

HIGH-PURITY STANDARDS
www.highpuritystandards.com
P.O. Box 41727
Charleston, SC 29423
Phone (843) 767-7900
Fax (843) 767-7906

Rec'd 12-14-15 KL

Certificate of Analysis

Product Description:

Name:	ICP Spike 1
Part Number:	**SM-606-101 Solution A**
Lot Number:	**1534135**
Matrix:	5% HNO_3
Purity:	99.99% - 99.9999%

Certified Values:

Element	(µg/mL)	SRM ID	SRM Lot#	Element	(µg/mL)	SRM ID	SRM Lot#
Al	2000 ± 10	3101a	140903	Fe	1000 ± 5	3126a	140812
As	2000 ± 20	3103a	100818	Pb	500 ± 3	3128	101026
Ba	2000 ± 12	*		Mn	500 ± 5	3132	050429
Be	50.0 ± 0.5	3105a	090514	Ni	500.0 ± 2.5	3136	120619
B	1000 ± 5	3107	110830	Se	2000 ± 20	3149	100901
Cd	50.0 ± 0.5	3108	130116	Tl	2000 ± 10	3158	993012
Cr	200 ± 1	3112a	030730	V	500 ± 3	3165	992706
Co	500.0 ± 2.5	3113	000630	Zn	500.0 ± 2.5	3168a	120629
Cu	250.00 ± 1.25	3114	121207				

The Certified values are based on gravimetric and volumetric preparation, and verified against SRM 3100 series developed by National Institute of Standards and Technology (NIST) via either inductively coupled plasma optical emission spectrometry (ICP-OES) or inductively coupled plasma mass spectrometry (ICP-MS) and ion chromatography (IC) using an internal laboratory developed method. The uncertainty in the certified value is calculated for a 95% confidence interval and coverage factor *k* is about 2

* Refer to Traceability Information, Section d

Preparation Information:

The standard is generally prepared from single element standard solutions that are ISO Guide 34 certified reference materials. Highest purity source materials were purchased from qualified vendors per ISO 9001:2008 guidelines and assayed for conformity prior to use. Sub-boiling distilled high-purity acid has been used to place the materials in solution and to stabilize the standard. The matrix is as noted above in 18 megaohm deionized water.

Traceability Information:

The traceability of this standard is maintained through an unbroken chain of comparisons to appropriate standards with suitable procedure and measurement uncertainties. The maintenance of the base and derived units of International System of Units (SI) with traceability of measurement results (contemporary metrology) to SI ensures their comparability over time as follows.

a. **Standard Weight and Analytical Balance**

The standard weights (NBS weights Inventory No 20231A) are calibrated every two years by South Carolina Metrology Laboratory that is a participant in "NIST Weights and Measures Measurement Assurance Program" with a certificate of measurement traceability to NIST primary standards.
The balances are calibrated yearly by the ISO 17025 accredited metrology service, and are verified weekly by an in-house method using standard weights.

b. **Volumetric Device**
The calibration of volumetric vessels is checked annually using the ASTM method E542

c. **Thermometer**
The standard thermometers are calibrated every year by the ISO 17025 accredited metrology service. The thermometers used in-house are verified against the standard thermometers yearly.

d. **Calibration Standards**
The Calibration Standards are traceable to SRM 3100 Series Spectrometric Standard Solutions or second sources.

Packaging and Storage Conditions:

The standard is packaged in a pre-cleaned polyethylene bottle. To maintain the integrity of this product, the solution should be kept tightly capped and stored under normal laboratory conditions.

Refer to Material Safety Datasheet (MSDS) for hazardous information.

Expiration Information:

The expiry date is guaranteed to be valid for twelve months from the shipping date provided. For this reason, standards from the same lot may have different expiration dates.

Preparation Date:	**December 7, 2015**
Shipped Date:	**December 9, 2015**
Expiration Date:	**December 9, 2016**
Certificate Issue Date:	**December 8, 2015**

Quality Information:

ISO/IEC 17025:2005 Accreditation
Certificate Number AT-1529

Angel Sellers
Quality Manager

NOTICE: HPS products are intended for laboratory use only. All products should be handled and used by trained professional personnel. The responsibility for the safe handling and use of these products rests solely with the buyer and/or user. The data and information as stated was furnished by the manufacturer of the product. The information provided in this certificate pertains only to the lot number specified. None of the information provided in this certificate may be used, reproduced or transmitted in any form or by any means without written approval from High Purity Standards.

Reagent

MTICPSPIKEB_00009

HIGH-PURITY STANDARDS
www.highpuritystandards.com
P.O. Box 41727
Charleston, SC 29423
Phone (843) 767-7900
Fax (843) 767-7906

Recd 12-14-15 KW

Certificate of Analysis

Product Description:

Name: ICP-Spike-1
Part Number: **SM-606-101 Solution B**
Lot Number: **1534137**
Matrix: 5% HNO_3 + 0.5% HF
Purity: 99.95% - 99.999%

Certified Values:

Element	(µg/mL)	SRM ID	SRM Lot#	Element	(µg/mL)	SRM ID	SRM Lot#
Sb	500 ± 3	*		Sn	2000 ± 12	*	
Mo	1000 ± 6	3134	891307	Ti	1000 ± 6	3162a	130925

The Certified values are based on gravimetric and volumetric preparation, and verified against SRM 3100 series developed by National Institute of Standards and Technology (NIST) via either inductively coupled plasma optical emission spectrometry (ICP-OES) or inductively coupled plasma mass spectrometry (ICP-MS) and ion chromatography (IC) using an internal laboratory developed method. The uncertainty in the certified value is calculated for a 95% confidence interval and coverage factor *k* is about 2

* Refer to Traceability Information, Section d

Preparation Information:

The standard is generally prepared from single element standard solutions that are ISO Guide 34 certified reference materials. Highest purity source materials were purchased from qualified vendors per ISO 9001:2008 guidelines and assayed for conformity prior to use. Sub-boiling distilled high-purity acid has been used to place the materials in solution and to stabilize the standard. The matrix is as noted above in 18 megaohm deionized water.

Traceability Information:

The traceability of this standard is maintained through an unbroken chain of comparisons to appropriate standards with suitable procedure and measurement uncertainties. The maintenance of the base and derived units of International System of Units (SI) with traceability of measurement results (contemporary metrology) to SI ensures their comparability over time as follows.

a. **Standard Weight and Analytical Balance**
The standard weights (NBS weights Inventory No 20231A) are calibrated every two years by South Carolina Metrology Laboratory that is a participant in "NIST Weights and Measures Measurement Assurance Program" with a certificate of measurement traceability to NIST primary standards.
The balances are calibrated yearly by the ISO 17025 accredited metrology service, and are verified weekly by an in-house method using standard weights.

b. **Volumetric Device**
The calibration of volumetric vessels is checked annually using the ASTM method E542

c. **Thermometer**

The standard thermometers are calibrated every year by the ISO 17025 accredited metrology service. The thermometers used in-house are verified against the standard thermometers yearly.

d. **Calibration Standards**
The Calibration Standards are traceable to SRM 3100 Series Spectrometric Standard Solutions or second sources.

Packaging and Storage Conditions:

The standard is packaged in a pre-cleaned polyethylene bottle. To maintain the integrity of this product, the solution should be kept tightly capped and stored under normal laboratory conditions.

Refer to Material Safety Datasheet (MSDS) for hazardous information.

Expiration Information:

The expiry date is guaranteed to be valid for twelve months from the shipping date provided. For this reason, standards from the same lot may have different expiration dates.

Preparation Date:	**December 7, 2015**
Shipped Date:	**December 9, 2015**
Expiration Date:	**December 9, 2016**
Certificate Issue Date:	**December 8, 2015**

Quality Information:

ISO/IEC 17025:2005 Accreditation
Certificate Number AT-1529

Angel Sellers
Quality Manager

NOTICE: HPS products are intended for laboratory use only. All products should be handled and used by trained professional personnel. The responsibility for the safe handling and use of these products rests solely with the buyer and/or user. The data and information as stated was furnished by the manufacturer of the product. The information provided in this certificate pertains only to the lot number specified. None of the information provided in this certificate may be used, reproduced or transmitted in any form or by any means without written approval from High Purity Standards.

Reagent

MTICPSpikeOdd_00006

HIGH-PURITY STANDARDS
www.highpuritystandards.com
P.O. Box 41727
Charleston, SC 29423
Phone (843) 767-7900
Fax (843) 767-7906

Rec'd 12-14-15 KW

Certificate of Analysis

Product Description:

Name: ICP-Spike-Odds
Part Number: **SM-606-121**
Lot Number: **1534138**
Matrix: 2% HNO_3
Purity: 99.999%

Certified Values:

Element	(µg/mL)	SRM ID	SRM Lot#	Element	(µg/mL)	SRM ID	SRM Lot#
Li	1000 ± 6	3129a	100714	Sr	1000 ± 5	3153a	990906
Si	1000 ± 10	3150	130912				

The Certified values are based on gravimetric and volumetric preparation, and verified against SRM 3100 series developed by National Institute of Standards and Technology (NIST) via either inductively coupled plasma optical emission spectrometry (ICP-OES) or inductively coupled plasma mass spectrometry (ICP-MS) and ion chromatography (IC) using an internal laboratory developed method. The uncertainty in the certified value is calculated for a 95% confidence interval and coverage factor *k* is about 2

* Refer to Traceability Information, Section d

Preparation Information:

The standard is generally prepared from single element standard solutions that are ISO Guide 34 certified reference materials. Highest purity source materials were purchased from qualified vendors per ISO 9001:2008 guidelines and assayed for conformity prior to use. Sub-boiling distilled high-purity acid has been used to place the materials in solution and to stabilize the standard. The matrix is as noted above in 18 megaohm deionized water.

Traceability Information:

The traceability of this standard is maintained through an unbroken chain of comparisons to appropriate standards with suitable procedure and measurement uncertainties. The maintenance of the base and derived units of International System of Units (SI) with traceability of measurement results (contemporary metrology) to SI ensures their comparability over time as follows.

a. **Standard Weight and Analytical Balance**
The standard weights (NBS weights Inventory No 20231A) are calibrated every two years by South Carolina Metrology Laboratory that is a participant in "NIST Weights and Measures Measurement Assurance Program" with a certificate of measurement traceability to NIST primary standards.
The balances are calibrated yearly by the ISO 17025 accredited metrology service, and are verified weekly by an in-house method using standard weights.

b. **Volumetric Device**
The calibration of volumetric vessels is checked annually using the ASTM method E542

c. **Thermometer**

High-Purity Standards is certified to ISO 9001:2008 and accredited to ISO/IEC 17025:2005 and ISO Guide 34:2009.

The standard thermometers are calibrated every year by the ISO 17025 accredited metrology service. The thermometers used in-house are verified against the standard thermometers yearly.

d. **Calibration Standards**
The Calibration Standards are traceable to SRM 3100 Series Spectrometric Standard Solutions or second sources.

Packaging and Storage Conditions:

The standard is packaged in a pre-cleaned polyethylene bottle. To maintain the integrity of this product, the solution should be kept tightly capped and stored under normal laboratory conditions.

Refer to Material Safety Datasheet (MSDS) for hazardous information.

Expiration Information:

The expiry date is guaranteed to be valid for twelve months from the shipping date provided. For this reason, standards from the same lot may have different expiration dates.

Preparation Date:	**December 7, 2015**
Shipped Date:	**December 9, 2015**
Expiration Date:	**December 9, 2016**
Certificate Issue Date:	**December 8, 2015**

Quality Information:

ISO/IEC 17025:2005 Accreditation
Certificate Number AT-1529

Angel Sellers
Quality Manager

NOTICE: HPS products are intended for laboratory use only. All products should be handled and used by trained professional personnel. The responsibility for the safe handling and use of these products rests solely with the buyer and/or user. The data and information as stated was furnished by the manufacturer of the product. The information provided in this certificate pertains only to the lot number specified. None of the information provided in this certificate may be used, reproduced or transmitted in any form or by any means without written approval from High Purity Standards.

Reagent

MTTRCAL2_00014

HIGH-PURITY STANDARDS
www.highpuritystandards.com
P.O. Box 41727
Charleston, SC 29423
Phone (843) 767-7900
Fax (843) 767-7906

Certificate of Analysis

Recd 4-25-16 KW

Product Description:

Name:	ICP Analytical Mixture 15
Part Number:	**ICP-AM-15**
Lot Number:	**1603418**
Matrix:	5% HNO_3
Purity:	99.98% - 99.999%

Certified Values:

Element	(µg/mL)	SRM ID	SRM Lot#	Element	(µg/mL)	SRM ID	SRM Lot#
Ca	10000 ± 60	3109a	130213	K	10000 ± 100	3141a	140813
Mg	10000 ± 60	3131a	140110	Na	10000 ± 60	3152a	120715

The Certified values are based on gravimetric and volumetric preparation, and verified against SRM 3100 series via either inductively coupled plasma optical emission spectrometry (ICP-OES) or inductively coupled plasma mass spectrometry (ICP-MS) using an internal laboratory developed method. The uncertainty in the certified value is calculated for a 95% confidence interval and coverage factor *k* is about 2.

* Refer to Traceability Information, Section d

Density: 1.122 g/mL ± 0.002 g/mL @ 22.2°C

Preparation Information:

The standard is generally manufactured from CRM single element solutions that were prepared using the methods developed at NIST for SRM Spectrometric Standard Solutions under appropriate laboratory conditions. Sub-boiling distilled high-purity acid has been used to place the materials in solution and to stabilize the standard. The matrix is as noted above in 18 megaohm deionized water.

Stability of this product is based upon rigorous short term and long term testing of the solution for the certified value. This testing includes, but is not limited to, the effect of temperature and packaging on the product.

Intended Use:

The CRM is intended for use as a calibration standard and QC control for instruments such as ICPOES, ICPMS, AAS and XRF, and validation of analytical methods. It also can be used in EPA, ASTM and other methods.

Traceability Information:

The traceability of this standard is maintained through an unbroken chain of comparisons to appropriate standards with suitable procedure and measurement uncertainties. The maintenance of the base and derived units of International System of Units (SI) with traceability of measurement results (contemporary metrology) to SI ensures their comparability over time as follows.

a. **Standard Weight and Analytical Balance**
The standard weights (NBS weights Inventory No 20231A) are calibrated every two years by South Carolina Metrology Laboratory that is a participant in "NIST Weights and Measures Measurement Assurance Program" with a certificate of measurement traceability to NIST primary standards.
The balances are calibrated yearly by the ISO 17025 accredited metrology service, and are verified weekly by an in-house method using standard weights.

b. **Volumetric Device**
The calibration of volumetric vessels is checked annually using the ASTM method E542.

High-Purity Standards is certified to ISO 9001:2008 and accredited to ISO/IEC 17025:2005 and ISO Guide 34:2009.

c. **Thermometer**
The standard thermometers are calibrated every year by the ISO 17025 accredited metrology service. The thermometers used in-house are verified against the standard thermometers yearly.

d. **Calibration Standards**
The Calibration Standards are traceable to SRM 3100 Series Spectrometric Standard Solutions or second sources.

Packaging and Storage Conditions:

The standard is packaged in a pre-cleaned polyethylene bottle. To maintain the integrity of this product, the solution should be kept tightly capped and stored under normal laboratory conditions.

Refer to Material Safety Datasheet (MSDS) for hazardous information.

Expiration Information:

The expiry date is guaranteed to be valid for twelve months from the shipping date provided. For this reason, standards from the same lot may have different expiration dates.

Preparation Date:	**February 2, 2016**
Shipped Date:	**4/08/2016**
Expiration Date:	**4/08/2017**
Certificate Issue Date:	**February 24, 2016**

Quality Information:

ISO/IEC 17025:2005 Accreditation
Certificate Number AT-1529

ISO Guide 34:2009 (RMP) Accreditation
Certificate Number AR-1436

Moven Mutuvari
Moven T. Mutuvari, Ph.D.
Laboratory Manager

NOTICE: HPS products are intended for laboratory use only. All products should be handled and used by trained professional personnel. The responsibility for the safe handling and use of these products rests solely with the buyer and/or user. The data and information as stated was furnished by the manufacturer of the product. The information provided in this certificate pertains only to the lot number specified. None of the information provided in this certificate may be used, reproduced or transmitted in any form or by any means without written approval from High Purity Standards.

Reagent

MTTRCRI6010C_00013

INORGANIC VENTURES™
300 Technology Drive
Christiansburg, VA 24073 · USA
inorganicventures.com

CERTIFICATE OF ANALYSIS

tel: 800.669.6799 · 540.585.3030
fax: 540.585.3012
info@inorganicventures.com

Rec'd 1-6-16 KL

1.0 ACCREDITATION / REGISTRATION

INORGANIC VENTURES is accredited to ISO Guide 34, "General Requirements for the Competence of Reference Material Producers" and ISO/IEC 17025, "General Requirements for the Competence of Testing and Calibration Laboratories". Inorganic Ventures is also an ISO 9001 registered manufacturer (SAI Global File Number 010105).

ACCREDITED Testing Laboratory Certificate 883.01
ACCREDITED Reference Material Producer Certificate 883.02

2.0 PRODUCT DESCRIPTION

Product Code:	Multi Analyte Custom Grade Solution
Catalog Number:	CRIC-REV1
Lot Number:	J2-MEB612074
Matrix:	5% (v/v) HNO3 tr. HF
Value / Analyte(s):	100 000 µg/L ea: Calcium, Potassium, Magnesium, Sodium, 10 000 µg/L ea: Silicon, 4 000 µg/L ea: Aluminum, Boron, Barium, Iron, 2 000 µg/L ea: Tin, 1 000 µg/L ea: Lithium, Strontium, Titanium, Zinc, 800 µg/L ea: Molybdenum, Nickel, 400 µg/L ea: Copper, Antimony, Selenium, Thallium, 300 µg/L ea: Arsenic, Manganese, 200 µg/L ea: Silver, Cobalt, Chromium+3, Lead, Vanadium, 100 µg/L ea: Beryllium, Cadmium

3.0 CERTIFIED VALUES AND UNCERTAINTIES

ANALYTE	CERTIFIED VALUE	ANALYTE	CERTIFIED VALUE
Aluminum, Al	4 002 ± 24 µg/L	Antimony, Sb	400.0 ± 3.3 µg/L
Arsenic, As	300.1 ± 2.1 µg/L	Barium, Ba	4 001 ± 24 µg/L
Beryllium, Be	100.0 ± 0.6 µg/L	Boron, B	4 000 ± 27 µg/L
Cadmium, Cd	100.0 ± 0.7 µg/L	Calcium, Ca	100 000.00 ± 600.00 µg/L
Chromium+3, Cr3	200.0 ± 1.2 µg/L	Cobalt, Co	199.9 ± 1.1 µg/L
Copper, Cu	400.1 ± 1.7 µg/L	Iron, Fe	4 000 ± 20 µg/L
Lead, Pb	200.1 ± 1.0 µg/L	Lithium, Li	1 000 ± 6 µg/L
Magnesium, Mg	100 000.00 ± 600.00 µg/L	Manganese, Mn	300.0 ± 1.4 µg/L
Molybdenum, Mo	800 ± 5 µg/L	Nickel, Ni	800 ± 5 µg/L
Potassium, K	100 000.00 ± 500.00 µg/L	Selenium, Se	400.0 ± 2.8 µg/L
Silicon, Si	10 000.0 ± 70.0 µg/L	Silver, Ag	200.1 ± 1.6 µg/L
Sodium, Na	100 000.00 ± 500.00 µg/L	Strontium, Sr	1 000 ± 6 µg/L
Thallium, Tl	399.9 ± 3.2 µg/L	Tin, Sn	1 999 ± 15 µg/L
Titanium, Ti	1 000 ± 7 µg/L	Vanadium, V	200.1 ± 1.1 µg/L
Zinc, Zn	1 000 ± 6 µg/L		

Certified Density: 1.025 g/mL (measured at 20 ± 1 °C)

Assay Information:

ANALYTE	METHOD	NIST SRM#	SRM LOT#
Ag	ICP Assay	3151	992212
Ag	Volhard	999b	999b
Al	ICP Assay	3101a	060502
Al	EDTA	928	928
As	ICP Assay	3103a	100818
As	Calculated		See Sec. 4.2
B	ICP Assay	3107	110830
B	Calculated		See Sec. 4.2
Ba	ICP Assay	3104a	070222
Ba	Gravimetric		See Sec. 4.2
Be	ICP Assay	3105a	090514
Be	Calculated		See Sec. 4.2
Ca	ICP Assay	3109a	050825
Ca	EDTA	928	928
Cd	ICP Assay	3108	060531
Cd	EDTA	928	928
Co	ICP Assay	3113	000630 Co
Co	EDTA	928	928
Cr3	ICP Assay	3112a	030730
Cr3	Calculated		See Sec. 4.2
Cu	ICP Assay	3114	011017
Cu	EDTA	928	928
Fe	ICP Assay	3126a	140812
Fe	EDTA	928	928
K	ICP Assay	3141a	051220
K	Gravimetric		See Sec. 4.2
Li	ICP Assay	3129a	000505
Li	Gravimetric		See Sec. 4.2
Mg	ICP Assay	3131a	050302
Mg	EDTA	928	928
Mn	ICP Assay	3132	050429
Mn	EDTA	928	928
Mo	ICP Assay	3134	891307
Mo	Calculated		See Sec. 4.2
Na	ICP Assay	3152a	120715
Na	Gravimetric		See Sec. 4.2
Ni	ICP Assay	3136	000612
Ni	EDTA	928	928
Pb	ICP Assay	3128	101026
Pb	EDTA	928	928
Sb	ICP Assay	3102A	061229
Sb	Calculated		See Sec. 4.2
Se	ICP Assay	3149	100901
Se	Calculated		See Sec. 4.2
Si	ICP Assay	3150	071204
Si	Calculated		See Sec. 4.2
Sn	ICP Assay	3161a	070330
Sr	EDTA	928	928
Sr	ICP Assay	3153a	990906

Ti	ICP Assay	3162a	060808
Ti	Calculated		See Sec. 4.2
Tl	ICP Assay	3158	993012
Tl	Calculated		See Sec. 4.2
V	EDTA	928	928
V	ICP Assay	3165	992706
Zn	ICP Assay	3168a	120629
Zn	EDTA	928	928

The following equations are used in the calculation of the certified value and the uncertainty. Reported uncertainties represent expanded uncertainties expressed at approximately the 95% confidence level using a coverage factor of k = 2.

Characterization of CRM by two independent methods

Characterization of CRM by one method

Characterization of CRM/RM by Two Methods

Certified Value, $X_{CRM/RM}$, where two methods of characterization are used is the weighted mean of the two results:

$X_{CRM/RM} = [(w_a)(X_a) + (w_b)(X_b)]$

X_a = mean of Assay Method A with standard uncertainty $u_{char\ a}$

X_b = mean of Assay Method B with standard uncertainty $u_{char\ b}$

w_a and w_b = the weighting factors for each method calculated using the inverse square of the variance:

$w_a = (1/u_{char\ a})^2 / ((1/u_{char\ a})^2 + (1/u_{char\ b})^2))$

$w_b = (1/u_{char\ b})^2 / ((1/u_{char\ a})^2 + (1/u_{char\ b})^2))$

CRM/RM Expanded Uncertainty (±) = $U_{CRM/RM} = k\,(u^2_{char\ a\&b} + u^2_{bb} + u^2_{lts} + u^2_{sts})^{½}$

k = coverage factor = 2 in all cases at Inorganic Ventures

$u_{char\ a\&b} = [(w_a)^2\,(u_{char\ a})^2 + (w_b)^2\,(u_{char\ b})^2]^{½}$ where $u_{char\ a}$ and $u_{char\ b}$ are the square root of the sum of the squares of errors from characterization which include instrument measurement, density, NIST SRM uncertainty, weighing, and volume

u_{bb} = bottle to bottle homogeneity standard uncertainty

u_{lts} = long term stability standard uncertainty (storage)

u_{sts} = short term stability standard uncertainty (transportation)

Characterization of CRM/RM by One Method

Certified Value, $X_{CRM/RM}$, where one method of characterization is used is the mean of individual results:

$X_{CRM/RM}$ = mean of Assay Method A with standard uncertainty $u_{char\ a}$

CRM/RM Expanded Uncertainty (±) = $U_{CRM/RM} = k\,(u^2_{char\ a} + u^2_{bb} + u^2_{lts} + u^2_{sts})^{½}$

k = coverage factor = 2 in all cases at Inorganic Ventures

$u_{char\ a}$ = square root of the sum of the squares of the errors from characterization which include instrumental measurement, density, NIST SRM uncertainty, weighing, and volume

u_{bb} = bottle to bottle homogeneity standard uncertainty

u_{lts} = long term stability standard uncertainty (storage)

u_{sts} = short term stability standard uncertainty (transportation)

4.0 TRACEABILITY TO NIST

- This product is traceable to NIST via an unbroken chain of comparisons. The uncertainties for each certified value are reported, taking into account the SRM/RM uncertainty error and the measurement, weighing and volume dilution errors. In rare cases where no NIST SRM/RM are available, the term 'in-house std.' is specified.

4.1 Thermometer Calibration

- All thermometers are NIST traceable through thermometers that are calibrated by an accredited calibration laboratory.

4.2 Balance Calibration

- All analytical balances are calibrated by an accredited calibration laboratory and procedure. The weights used for testing are annually compared to master weights and are traceable to NIST.

4.3 Glassware Calibration

- An in-house procedure is used to calibrate all Class A glassware used in the manufacturing and quality control of CRM/RMs.

5.0 TRACE METALLIC IMPURITIES (TMI) DETERMINED BY ICP-MS AND ICP-OES (µg/mL)

N/A

6.0 INTENDED USE

- For the calibration of analytical instruments and validation of analytical methods as appropriate.

7.0 INSTRUCTIONS FOR THE CORRECT USE OF THIS REFERENCE MATERIAL

7.1 Storage and Handling Recommendations

- Keep cap tightly sealed when not in use. Store and use at 20 ± 4° C. Do not pipette from the container. Do not return removed aliquots to container.

HF Note: This standard should not be prepared or stored in glass.

8.0 HAZARDOUS INFORMATION

- Please refer to the Safety Data Sheet for information regarding this CRM/RM.

9.0 HOMOGENEITY

- This solution was mixed according to an in-house procedure and is guaranteed to be homogeneous. Homogeneity data indicate that the end user should take a minimum sample size of 0.2 mL to assure homogeneity.

10.0 QUALITY STANDARD DOCUMENTATION

10.1 10CFR50 Appendix B - Nuclear Regulatory Commission

- Domestic Licensing of Production and Utilization Facilities

10.2 10CFR21 - Nuclear Regulatory Commission

- Reporting defects and Non-Compliance

10.3 ISO 9001 Quality Management System Registration

- SAI Global File Number 010105

10.4 ISO/IEC Guide 17025 "General Requirements for the Competence of Testing and Calibration Laboratories"

- Chemical Testing - Accredited / A2LA Certificate Number 883.01

10.5 ISO/IEC Guide 34 "General Requirements for the Competence of Reference Material Producers"

- Reference Material Producer - Accredited / A2LA Certificate Number 883.02

11.0 CERTIFICATION, EXPIRATION AND PERIOD OF VALIDITY

11.1 Certification Issue Date

December 15, 2015

11.2 Expiration Date

EXPIRES
01/2017

11.3 Period of Validity

- The certification is valid within the measurement uncertainty specified provided the CRM/RM is handled and stored in accordance with instructions given in Sec 7.0 and used prior to the date given in Sec 11.2. This certification is nullified if the CRM/RM is damaged, contaminated, or otherwise modified.

12.0 NAMES AND SIGNATURES OF CERTIFYING OFFICERS

Certificate Prepared By:

Maurice Harris
Product Documentation Technician

Certificate Approved By:

Michael Booth
QC Supervisor

Certifying Officer:

Paul Gaines
PhD., Senior Technical Director

Reagent

MTTRICSA_00014

INORGANIC VENTURES™
300 Technology Drive
Christiansburg, VA 24073 · USA
inorganicventures.com

CERTIFICATE OF ANALYSIS

tel: 800.669.6799 · 540.585.3030
fax: 540.585.3012
info@inorganicventures.com

1.0 ACCREDITATION / REGISTRATION

INORGANIC VENTURES is accredited to ISO Guide 34, "General Requirements for the Competence of Reference Material Producers" and ISO/IEC 17025, "General Requirements for the Competence of Testing and Calibration Laboratories". Inorganic Ventures is also an ISO 9001 registered manufacturer (SAI Global File Number 010105).

ACCREDITED Testing Laboratory Certificate 863.01 — ACCREDITED Reference Material Producer Certificate 863.02

2.0 PRODUCT DESCRIPTION

Product Code:	Multi Analyte Custom Grade Solution
Catalog Number:	CLPP-ICS-A
Lot Number:	J2-MEB572053
Matrix:	2% (v/v) HNO3
Value / Analyte(s):	5 000 µg/mL ea: Al, Ca, Mg, 2 000 µg/mL ea: Fe

3.0 CERTIFIED VALUES AND UNCERTAINTIES

ANALYTE	CERTIFIED VALUE	ANALYTE	CERTIFIED VALUE
Aluminum, Al	5 000 ± 25 µg/mL	Calcium, Ca	5 000 ± 23 µg/mL
Iron, Fe	2 000 ± 9 µg/mL	Magnesium, Mg	5 000 ± 23 µg/mL

Certified Density: 1.085 g/mL (measured at 20 ± 1 °C)

Assay Information:

ANALYTE	METHOD	NIST SRM#	SRM LOT#
Al	ICP Assay	3101a	060502
Al	EDTA	928	928
Ca	ICP Assay	3109a	050825
Ca	EDTA	928	928
Fe	ICP Assay	3126a	051031
Fe	EDTA	928	928
Mg	ICP Assay	3131a	050302
Mg	EDTA	928	928

The following equations are used in the calculation of the certified value and the uncertainty. Reported uncertainties represent expanded uncertainties expressed at approximately the 95% confidence level using a coverage factor of k = 2.

Certified Value $(\bar{x}) = \frac{\Sigma x_i}{n}$ ($\bar{x}$) = mean
x_i = individual results
n = number of measurements

Uncertainty $(\pm) = 2\,[\,\Sigma(s_i)^2\,]^{1/2}$ 2 = the coverage factor.
$[\,\Sigma(s_i)^2\,]^{1/2}$ = The square root of the sum of the squares of the most common errors (where 's' stands for the standard deviation) from instrumental measurement, density, NIST SRM uncertainty, weighing, dilution to volume, homogeneity, long term stability and short term stability.

4.0 TRACEABILITY TO NIST

- This product is traceable to NIST via an unbroken chain of comparisons. The uncertainties for each certified value are reported, taking into account the SRM/RM uncertainty error and the measurement, weighing and volume dilution errors. In rare cases where no NIST SRM/RM are available, the term 'in-house std.' is specified.

4.1 Thermometer Calibration

- All thermometers are NIST traceable through thermometers that are calibrated by an accredited calibration laboratory.

4.2 Balance Calibration

- All analytical balances are calibrated by an accredited calibration laboratory and procedure. The weights used for testing are annually compared to master weights and are traceable to NIST.

4.3 Glassware Calibration

- An in-house procedure is used to calibrate all Class A glassware used in the manufacturing and quality control of CRM/RMs.

5.0 TRACE METALLIC IMPURITIES (TMI) DETERMINED BY ICP-MS AND ICP-OES (µg/mL)

CRM/RMs are tested for trace metallic impurities by Axial ICP-OES and ICP-MS. The result from the most sensitive method for each element, is reported below. Solutions tested by ICP-MS were analyzed in an ULPA-Filtered Clean Room. An ULPA-Filter is 99.9985% efficient for the removal of particles down to 0.3 µm.

M	Ag	<	0.000870	M	Eu	<	0.000108	O	Na		0.040145	M	Se	<	0.003263	M	Zn		0.024800
s	Al	<		s	Fe	<		M	Nb	<	0.000435	O	Si		0.108500	M	Zr	<	0.001522
M	As	<	0.003915	M	Ga	<	0.000108	M	Nd	<	0.001087	M	Sm	<	0.000108				
M	Au	<	0.000108	M	Gd	<	0.000108	O	Ni	<	0.010850	M	Sn	<	0.000217				
O	B	<	0.021700	O	Ge	<	0.032550	M	Os	<	0.000108	O	Sr		0.024955				
M	Ba	<	0.001305	M	Hf	<	0.000217	O	P	<	0.108500	M	Ta	<	0.000108				
M	Be	<	0.000326	M	Hg	<	0.000651	M	Pb		0.002936	M	Tb	<	0.000108				
M	Bi	<	0.000217	M	Ho	<	0.000108	M	Pd	<	0.000217	M	Te	<	0.001305				
s	Ca	<		M	In	<	0.000435	M	Pr	<	0.000435	M	Th	<	0.000108				
M	Cd	<	0.000217	M	Ir	<	0.000108	M	Pt	<	0.000108	O	Ti	<	0.001627				
M	Ce	<	0.001740	O	K		0.014105	M	Rb	<	0.001522	M	Tl	<	0.000108				
O	Co	<	0.010850	M	La	<	0.001305	M	Re	<	0.000435	M	Tm	<	0.000108				
M	Cr		0.022842	O	Li		0.005533	M	Rh	<	0.000652	M	U	<	0.000108				
M	Cs	<	0.001305	M	Lu	<	0.000435	M	Ru	<	0.000108	M	V	<	0.001087				
O	Cu	<	0.006835	s	Mg	<		O	S		0.455700	M	W	<	0.000108				
M	Dy	<	0.000108	M	Mn		0.009898	M	Sb	<	0.000435	M	Y	<	0.000108				
M	Er	<	0.000108	M	Mo	<	0.003915	O	Sc	<	0.000868	M	Yb	<	0.000108				

M - Checked by ICP-MS O - Checked by ICP-OES i - Spectral Interference
n - Not Checked For s - Solution Standard Element

6.0 INTENDED USE

- For the calibration of analytical instruments and validation of analytical methods as appropriate.

7.0 INSTRUCTIONS FOR THE CORRECT USE OF THIS REFERENCE MATERIAL

7.1 Storage and Handling Recommendations

- Store between approximately 4° - 30° C while in sealed TCT bag.

- While stored in the sealed TCT bag, transpiration of this CRM/RM is negligible. After opening the sealed TCT bag transpiration of the CRM/RM will occur, resulting in a gradual increase in the analyte concentration(s). It is the responsibility of the user to account for this effect. When the bottle is weighed both before and after being placed in storage, the mass difference observed will be a measure of transpiration mass loss.

- After opening the sealed TCT bag keep cap tightly sealed when not in use. Store and use at 20° ± 4° C. Do not pippette from the container. Do not return removed aliquots to container.

- For more information, visit **www.inorganicventures.com/TCT**

8.0 HAZARDOUS INFORMATION

- Please refer to the Safety Data Sheet for information regarding this CRM/RM.

9.0 HOMOGENEITY

- This solution was mixed according to an in-house procedure and is guaranteed to be homogeneous. Homogeneity data indicate that the end user should take a minimum sample size of 0.2 mL to assure homogeneity.

10.0 QUALITY STANDARD DOCUMENTATION

10.1 10CFR50 Appendix B - Nuclear Regulatory Commission

- Domestic Licensing of Production and Utilization Facilities

10.2 10CFR21 - Nuclear Regulatory Commission

- Reporting defects and Non-Compliance

10.3 ISO 9001 Quality Management System Registration

- SAI Global File Number 010105

10.4 ISO/IEC Guide 17025 "General Requirements for the Competence of Testing and Calibration Laboratories"

- Chemical Testing - Accredited / A2LA Certificate Number 883.01

10.5 ISO/IEC Guide 34 "General Requirements for the Competence of Reference Material Producers"

- Reference Material Producer - Accredited / A2LA Certificate Number 883.02

11.0 CERTIFICATION, LOT EXPIRATION AND PERIOD OF VALIDITY

11.1 Certification Issue Date

April 02, 2015

- The certification is valid within the measurement uncertainty specified provided the CRM/RM is stored and handled in accordance with instructions given in Sec 7.1. This certification is nullified if instructions in Sec 7.1 are not followed or if the CRM/RM is damaged, contaminated, or otherwise modified.

11.2 Lot Expiration Date

- April 02, 2018

- The date after which this CRM/RM should not be used.

- The lot expiration date reflects the period of time that the stability of a CRM/RM can be supported by long term stability studies conducted on properly stored and handled CRM/RMs. Lot expiration is limited primarily by transpiration (loss of water from the solution) and infrequently by chemical stability.

11.3 Period of Validity

- Sealed TCT Bag Open Date: _____

- This CRM/RM should not be used longer than one year from the date of removal from the aluminized bag or after the date given in Sec. 11.2, whichever comes first. This is contingent upon the CRM/RM being handled and stored in accordance with the instructions given in Sec 7.1.

12.0 NAMES AND SIGNATURES OF CERTIFYING OFFICERS

Certificate Prepared By:

Brenda Francis
Product Documentation Technician



Certificate Approved By:

Brian Alexander
PhD., Technical Process Director



Certifying Officer:

Paul Gaines
PhD., Senior Technical Director



Reagent

MTTRICV1_00006

CPI INTERNATIONAL

USA

5580 Skylane Boulevard P: 707.525.5788
Santa Rosa, CA 95403 P: 800.878.7654
F: 707.545.7901

Europe

P.O. Box 2704 P: +31 20 638 05 97
1000 CS Amsterdam F: +31 20 420 28 36
The Netherlands

Certificate of Analysis

Rev 0

Comment:

Catalog No:	Lot No:	Expiration Date:	Matrix:	Description:
Z-G34-4400 -080925JC01	1080445	1-Oct-2016	2% HNO_3	Z-G34-4400-080925JC01, 100 mL mg/L in 2% HNO_3 2500 Al, Fe 5000 Ca, K, Mg, Na

ICV-1

Additional Information:

Date Received: 9-22-15 ku

Container: 4 oz (125 mL) Narrow Mouth, HDPE clean

Certified Values:

The certified value is based on gravimetric and volumetric preparation of this CRM. This CRM has been confirmed by inductively coupled plasma optical emission spectrometry (ICP-OES) using an internally developed method against an independent source which is directly traceable to the NIST SRM's listed below.
The uncertainty value is calculated for a 95% confidence interval with a *k* value of 2.

Element	Symbol	CAS No	SRM No	NIST Lot No	Source Lot No	Purity %	Concentration mg/L	Uncertainty ± mg/L
Calcium	Ca	7440-70-2	3109	050825	7006.29.3P	99.999	5000	22.4
Potassium	K	7440-09-7	3141	051220	7013.46.10P	99.999	5000	22.4
Magnesium	Mg	7439-95-4	3131	050302	7016.46.5P	99.99	5000	22.4
Sodium	Na	7440-23-5	3152	010728	7020.46.7P	99.999	5000	22.4
Aluminum	Al	7429-90-5	3101	060502	7001.46.7P	99.9995	2500	11.2
Iron	Fe	7439-89-6	3126	051031	7012.46.14P	99.99	2500	11.2

CPI INTERNATIONAL

USA

5580 Skylane Boulevard P: 707.525.5788
Santa Rosa, CA 95403 P: 800.878.7654
F: 707.545.7901

Europe

P.O. Box 2704 P: +31 20 638 05 97
1000 CS Amsterdam F: +31 20 420 28 36
The Netherlands

Certificate of Analysis

Rev 0

Comment:

Catalog No:	Lot No:	Expiration Date:	Matrix:	Description:
Z-G34-4400 -080925JC01	1080445	1-Oct-2016	2% HNO_3	Z-G34-4400-080925JC01, 100 mL mg/L in 2% HNO_3 2500 Al, Fe 5000 Ca, K, Mg, Na

Intended Uses:

This Certified Reference material, CRM, is intended for use as a calibration standard or a quality control standard for Inorganic Speetrometry Equipment such as ICP-OES, ICP-MS, AA, and XRF, It may aslo be used for various USEPA and ASTM methods.

Method of Preparation:

This standard was prepared gravimetrically using balances calibrated with NIST traceable weights (NIST Test Number 822/264157-00). Only calibrated Class A volumetric glassware was used to prepare this standard. Sub-boiled distilled acid and 18 megaohm deionized water were used to stabilize the product. All raw materials were checked for stoichiometry and purity prior to use. This standard has been spectrometrically certified by an independent source, which is directly traceable to NIST.

Packaging and Storage:

The Solution should be kept trightly capped and stored under normal laboratory conditions. Pre-cleaned polyethlene bottles are used to package this material. Special storage information: Ambient

Glassware Calibration:

Only Class A glassware is used in the manufacture and quality control of Standards. All Glassware is calibrated using NIST traceable weights.

Weights and Balance Calibration:

Weights used perform daily checks on balances calibrated annually by the State of South Carolina Department of Agriculture Metrology Laboratory and are traceable to the National Institute of Standards and Technology (NIST). Balances are checked daily in accordance to in house procedure O2-LB-004. Balances are calibrated annually by an ISO 17025 accredited metrology service.

Homogeneity:

Homogeneity has been established in accordance with internal procedure O2-QS-10 and has a maximum uncertainty of 0.1%. This is consistent with the intended use of this CRM. The homogeneity of this product has been confirmed by procedures consistent with ISO/IEC Guide 17025:2005 and ISO Guide 34:2009. The homogeneity of this CRM is valid for sample sub-sizes that the end user can quantitatively reproduce.

Hazardous information:

Refer to MSDS

CPI INTERNATIONAL

USA

5580 Skylane Boulevard P: 707.525.5788
Santa Rosa, CA 95403 P: 800.878.7654
F: 707.545.7901

Europe

P.O. Box 2704 P: +31 20 638 05 97
1000 CS Amsterdam F: +31 20 420 28 36
The Netherlands

Certificate of Analysis

Rev 0

Comment:

Catalog No:	Lot No:	Expiration Date:	Matrix:	Description:
Z-G34-4400 -080925JC01	1080445	1-Oct-2016	2% HNO_3	Z-G34-4400-080925JC01, 100 mL mg/L in 2% HNO_3 2500 Al, Fe 5000 Ca, K, Mg, Na

Calculation of Uncertainty

The following equations are used to calculate the value of the expanded uncertainty:
$U=ku_c$ U=Expanded Uncertainty, k= the coverage factor at the 95% confidence level, k=2, u_c = the combined uncertainty
$u_c=\sqrt{\sum u_i^2}$ where u_i are the individual uncertainty components for raw material, transportation, homogeneity, and shelf life.

Expiration Information:

The Stability of this product is based upon rigorous short term and long term testing of the solution for the certified value. These tests include the effect of temperature and packaging on the product. This standard is guaranteed until the expiration date listed above.

Accreditation:

This standard was manufactured by an ISO 17025 Chemical Testing Lab (Certificate number 3031.01) and ISO Guide 34 Reference Material Producer (RMP) Certificate number 3031.02 accredited by The American Association of Laboratory Accreditation (A2LA). Manufacturer's Quality System audited and registered by NSF-ISR to ISO 9001:2008 (Certificate number IZ391-IS4).

Manufactured By:

Mark Filla

Manufacture Date: 9/15/2015

Certified By:

Zachary Spinelli

Certified Date:9/15/2015

Released By:

HuiChen Stavros, Ph.D.

Original Issue Date: 9/15/2015

Reagent

MTTRICV3_00007

CPI INTERNATIONAL

USA

5580 Skylane Boulevard P: 707.525.5788
Santa Rosa, CA 95403 P: 800.878.7654
F: 707.545.7901

Europe

P.O. Box 2704 P: +31 20 638 05 97
1000 CS Amsterdam F: +31 20 420 28 36
The Netherlands

Certificate of Analysis

Rev 0

Comment:

Rec'd 1-7-16 Kc

Catalog No:	Lot No:	Expiration Date:	Matrix:	Description:
Z-G34-4400 -080925JC03	1084215	1-Jan-2017	2% HNO3 + Tr HF	ISO Guide 34 - Z-G34-4400-090825JC03, 100 mL mg/L in 2% HNO_3 + Tr HF

Additional Information:

Date Received: _____

Container: 4 oz (125 mL) Narrow Mouth, LDPE clean

Certified Values:

The certified value is based on gravimetric and volumetric preparation of this CRM. This CRM has been confirmed by inductively coupled plasma optical emission spectrometry (ICP-OES) using an internally developed method against an independent source which is directly traceable to the NIST SRM's listed below.
The uncertainty value is calculated for a 95% confidence interval with a *k* value of 2.

Element	Symbol	CAS No	SRM No	NIST Lot No	Source Lot No	Purity %	Concentration mg/L	Uncertainty ± mg/L
Barium	Ba	7440-39-3	3104	070222	7004.29.3P	99.997	250	1.1
Beryllium	Be	7440-41-7	3105	892707	7005.46.5P	99.999	250	1.1
Chromium	Cr	7440-47-3	3112	030730	7009.46.3P	99.998	250	1.1
Cobalt	Co	7440-48-4	3113	000630	7008.46.8P	99.995	250	1.1
Copper	Cu	7440-50-8	3114	011017	7011.46.5P	99.9995	250	1.1
Manganese	Mn	7439-96-5	3132	050429	7017.46.5P	99.95	250	1.1
Molybdenum	Mo	7439-98-7	3134	891307	7018.29.3P	99.999	250	1.1
Nickel	Ni	7440-02-0	3136	000612	7021.46.9P	99.995	250	1.1
Vanadium	V	7440-62-2	3165	992706	7036.46.6P	99.995	250	1.1
Zinc	Zn	7440-66-6	3168	080123	7037.46.5P	99.9995	250	1.1

USA

5580 Skylane Boulevard P: 707.525.5788
Santa Rosa, CA 95403 P: 800.878.7654
F: 707.545.7901

Europe

P.O. Box 2704 P: +31 20 638 05 97
1000 CS Amsterdam F: +31 20 420 28 36
The Netherlands

Certificate of Analysis

Rev 0

Comment:

Catalog No:	Lot No:	Expiration Date:	Matrix:	Description:
Z-G34-4400 -080925JC03	1084215	1-Jan-2017	2% HNO3 + Tr HF	ISO Guide 34 - Z-G34-4400-090825JC03, 100 mL mg/L in 2% HNO_3 + Tr HF

Intended Uses:

This Certified Reference material, CRM, is intended for use as a calibration standard or a quality control standard for Inorganic Speetrometry Equipment such as ICP-OES, ICP-MS, AA, and XRF, It may aslo be used for various USEPA and ASTM methods.

Method of Preparation:

This standard was prepared gravimetrically using balances calibrated with NIST traceable weights (NIST Test Number 822/264157-00). Only calibrated Class A volumetric glassware was used to prepare this standard. Sub-boiled distilled acid and 18 megaohm deionized water were used to stabilize the product. All raw materials were checked for stoichiometry and purity prior to use. This standard has been spectrometrically certified by an independent source, which is directly traceable to NIST.

Packaging and Storage:

The Solution should be kept trightly capped and stored under normal laboratory conditions. Pre-cleaned polyethlene bottles are used to package this material. Special storage information: Ambient

Glassware Calibration:

Only Class A glassware is used in the manufacture and quality control of Standards. All Glassware is calibrated using NIST traceable weights.

Weights and Balance Calibration:

Weights used perform daily checks on balances calibrated annually by the State of South Carolina Department of Agriculture Metrology Laboratory and are traceable to the National Institute of Standards and Technology (NIST). Balances are checked daily in accordance to in house procedure O2-LB-004. Balances are calibrated annually by an ISO 17025 accredited metrology service.

Homogeneity:

Homogeneity has been established in accordance with internal procedure O2-QS-10 and has a maximum uncertainty of 0.1%. This is consistent with the intended use of this CRM. The homogeneity of this product has been confirmed by procedures consistent with ISO/IEC Guide 17025:2005 and ISO Guide 34:2009. The homogeneity of this CRM is valid for sample sub-sizes that the end user can quantitatively reproduce.

Hazardous information:

Refer to MSDS

CPI INTERNATIONAL

USA

5580 Skylane Boulevard P: 707.525.5788
Santa Rosa, CA 95403 P: 800.878.7654
F: 707.545.7901

Europe

P.O. Box 2704 P: +31 20 638 05 97
1000 CS Amsterdam F: +31 20 420 28 36
The Netherlands

Certificate of Analysis

Rev 0

Comment:

Catalog No:	Lot No:	Expiration Date:	Matrix:	Description:
Z-G34-4400 -080925JC03	1084215	1-Jan-2017	2% HNO3 + Tr HF	ISO Guide 34 - Z-G34-4400-090825JC03, 100 mL mg/L in 2% HNO_3 + Tr HF

Calculation of Uncertainty

The following equations are used to calculate the value of the expanded uncertainty:
$U=ku_c$ U=Expanded Uncertainty, k= the coverage factor at the 95% confidence level, k=2, u_c = the combined uncertainty
$u_c=\sqrt{\sum u_i^2}$ where u_i are the individual uncertainty components for raw material, transportation, homogeneity, and shelf life.

Expiration Information:

The Stability of this product is based upon rigorous short term and long term testing of the solution for the certified value. These tests include the effect of temperature and packaging on the product. This standard is guaranteed until the expiration date listed above.

Accreditation:

This standard was manufactured by an ISO 17025 Chemical Testing Lab (Certificate number 3031.01) and ISO Guide 34 Reference Material Producer (RMP) Certificate number 3031.02 accredited by The American Association of Laboratory Accreditation (A2LA). Manufacturer's Quality System audited and registered by NSF-ISR to ISO 9001:2008 (Certificate number IZ391-IS4).

Manufactured By:

Kimberly King

Manufacture Date: 12/14/2015

Certified By:

Zachary Spinelli

Certified Date:12/14/2015

Released By:

Mark Filla

Original Issue Date: 12/14/2015

Reagent

MTTRICV5_00013

CPI INTERNATIONAL

USA

5580 Skylane Boulevard P: 707.525.5788
Santa Rosa, CA 95403 P: 800.878.7654
F: 707.545.7901

Europe

P.O. Box 2704 P: +31 20 638 05 97
1000 CS Amsterdam F: +31 20 420 28 36
The Netherlands

Certificate of Analysis

Rev 0

Comment: Rec'd 1-7-16 km

Catalog No:	Lot No:	Expiration Date:	Matrix:	Description:
Z-G34-4400 -080925JC05	1084214	1-Jan-2017	2% HNO3 + Tr HF	ISO Guide 34 - Z-G34-4400-090825JC05, 100 mL mg/L in 2% HNO_3 + Tr HF

Additional Information:

Date Received: _____

Container: 4 oz (125 mL) Narrow Mouth, LDPE clean

Certified Values:

The certified value is based on gravimetric and volumetric preparation of this CRM. This CRM has been confirmed by inductively coupled plasma optical emission spectrometry (ICP-OES) using an internally developed method against an independent source which is directly traceable to the NIST SRM's listed below.
The uncertainty value is calculated for a 95% confidence interval with a *k* value of 2.

Element	Symbol	CAS No	SRM No	NIST Lot No	Source Lot No	Purity %	Concentration mg/L	Uncertainty ± mg/L
Thallium	Tl	7440-28-0	3158	993012	7034.29.4P	99.99	500	2.2
Arsenic	As	7440-38-2	3103	010713	7002.46.4P	99.999	250	1.1
Cadmium	Cd	7440-43-9	3108	060531	7007.46.3P	99.9999	250	1.1
Lead	Pb	7439-92-1	3128	030721	7023.29.3P	99.999	250	1.1
Antimony	Sb	7440-36-0	3102	061229	7026.46.3P	99.999	250	1.1
Selenium	Se	7782-49-2	3149	992106	7027.46.4P	99.999	250	1.1

CPI INTERNATIONAL

USA

5580 Skylane Boulevard P: 707.525.5788
Santa Rosa, CA 95403 P: 800.878.7654
F: 707.545.7901

Europe

P.O. Box 2704 P: +31 20 638 05 97
1000 CS Amsterdam F: +31 20 420 28 36
The Netherlands

Certificate of Analysis

Rev 0

Comment:

Catalog No:	Lot No:	Expiration Date:	Matrix:	Description:
Z-G34-4400 -080925JC05	1084214	1-Jan-2017	2% HNO3 + Tr HF	ISO Guide 34 - Z-G34-4400-090825JC05, 100 mL mg/L in 2% HNO_3 + Tr HF

Intended Uses:

This Certified Reference material, CRM, is intended for use as a calibration standard or a quality control standard for Inorganic Speetrometry Equipment such as ICP-OES, ICP-MS, AA, and XRF, It may aslo be used for various USEPA and ASTM methods.

Method of Preparation:

This standard was prepared gravimetrically using balances calibrated with NIST traceable weights (NIST Test Number 822/264157-00). Only calibrated Class A volumetric glassware was used to prepare this standard. Sub-boiled distilled acid and 18 megaohm deionized water were used to stabilize the product. All raw materials were checked for stoichiometry and purity prior to use. This standard has been spectrometrically certified by an independent source, which is directly traceable to NIST.

Packaging and Storage:

The Solution should be kept trightly capped and stored under normal laboratory conditions. Pre-cleaned polyethlene bottles are used to package this material. Special storage information: Ambient

Glassware Calibration:

Only Class A glassware is used in the manufacture and quality control of Standards. All Glassware is calibrated using NIST traceable weights.

Weights and Balance Calibration:

Weights used perform daily checks on balances calibrated annually by the State of South Carolina Department of Agriculture Metrology Laboratory and are traceable to the National Institute of Standards and Technology (NIST). Balances are checked daily in accordance to in house procedure O2-LB-004. Balances are calibrated annually by an ISO 17025 accredited metrology service.

Homogeneity:

Homogeneity has been established in accordance with internal procedure O2-QS-10 and has a maximum uncertainty of 0.1%. This is consistent with the intended use of this CRM. The homogeneity of this product has been confirmed by procedures consistent with ISO/IEC Guide 17025:2005 and ISO Guide 34:2009. The homogeneity of this CRM is valid for sample sub-sizes that the end user can quantitatively reproduce.

Hazardous information:

Refer to MSDS

CPI INTERNATIONAL

USA

5580 Skylane Boulevard P: 707.525.5788
Santa Rosa, CA 95403 P: 800.878.7654
F: 707.545.7901

Europe

P.O. Box 2704 P: +31 20 638 05 97
1000 CS Amsterdam F: +31 20 420 28 36
The Netherlands

Certificate of Analysis

Rev 0

Comment:

Catalog No:	Lot No:	Expiration Date:	Matrix:	Description:
Z-G34-4400 -080925JC05	1084214	1-Jan-2017	2% HNO3 + Tr HF	ISO Guide 34 - Z-G34-4400-090825JC05, 100 mL mg/L in 2% HNO_3 + Tr HF

Calculation of Uncertainty

The following equations are used to calculate the value of the expanded uncertainty:
$U=ku_c$ U=Expanded Uncertainty, k= the coverage factor at the 95% confidence level, k=2, u_c = the combined uncertainty
$u_c=\sqrt{\sum u_i^2}$ where u_i are the individual uncertainty components for raw material, transportation, homogeneity, and shelf life.

Expiration Information:

The Stability of this product is based upon rigorous short term and long term testing of the solution for the certified value. These tests include the effect of temperature and packaging on the product. This standard is guaranteed until the expiration date listed above.

Accreditation:

This standard was manufactured by an ISO 17025 Chemical Testing Lab (Certificate number 3031.01) and ISO Guide 34 Reference Material Producer (RMP) Certificate number 3031.02 accredited by The American Association of Laboratory Accreditation (A2LA). Manufacturer's Quality System audited and registered by NSF-ISR to ISO 9001:2008 (Certificate number IZ391-IS4).

Manufactured By:

Kimberly King

Manufacture Date: 12/14/2015

Certified By:

Zachary Spinelli

Certified Date: 12/14/2015

Released By:

Mark Filla

Original Issue Date: 12/14/2015

Reagent

MTTRICVAG_00006

CPI INTERNATIONAL

USA

5580 Skylane Boulevard P: 707.525.5788
Santa Rosa, CA 95403 P: 800.878.7654
F: 707.545.7901

Europe

P.O. Box 2704 P: +31 20 638 05 97
1000 CS Amsterdam F: +31 20 420 28 36
The Netherlands

Certificate of Analysis

Rev 0

Comment:

Catalog No:	Lot No:	Expiration Date:	Matrix:	Description:
Z-G34-060047-03-01	1080339	1-Oct-2016	2% HNO_3	ISO Guide 34 - Silver, 100 mL 100 mg/L in 2% HNO_3 (Ag Metal)

Additional Information:

Date Received: 9-22-15 JLW

Container: 4 oz (125 mL) Narrow Mouth, HDPE clean

Certified Values:

The certified value is based on gravimetric and volumetric preparation of this CRM. This CRM has been confirmed by inductively coupled plasma optical emission spectrometry (ICP-OES) using an internally developed method against an independent source which is directly traceable to the NIST SRM's listed below.
The uncertainty value is calculated for a 95% confidence interval with a *k* value of 2.

Element	Symbol	CAS No	SRM No	NIST Lot No	Source Lot No	Purity %	Concentration mg/L	Uncertainty ± mg/L
Silver	Ag	7440-22-4	3151	992212	7000.29.2P	99.999	100	0.3

USA

5580 Skylane Boulevard P: 707.525.5788
Santa Rosa, CA 95403 P: 800.878.7654
F: 707.545.7901

Europe

P.O. Box 2704 P: +31 20 638 05 97
1000 CS Amsterdam F: +31 20 420 28 36
The Netherlands

Certificate of Analysis

Rev 0

Comment:

Catalog No:	Lot No:	Expiration Date:	Matrix:	Description:
Z-G34-060047-03-01	1080339	1-Oct-2016	2% HNO_3	ISO Guide 34 - Silver, 100 mL 100 mg/L in 2% HNO_3 (Ag Metal)

Intended Uses:

This Certified Reference material, CRM, is intended for use as a calibration standard or a quality control standard for Inorganic Speetrometry Equipment such as ICP-OES, ICP-MS, AA, and XRF, It may aslo be used for various USEPA and ASTM methods.

Method of Preparation:

This standard was prepared gravimetrically using balances calibrated with NIST traceable weights (NIST Test Number 822/264157-00). Only calibrated Class A volumetric glassware was used to prepare this standard. Sub-boiled distilled acid and 18 megaohm deionized water were used to stabilize the product. All raw materials were checked for stoichiometry and purity prior to use. This standard has been spectrometrically certified by an independent source, which is directly traceable to NIST.

Packaging and Storage:

The Solution should be kept trightly capped and stored under normal laboratory conditions. Pre-cleaned polyethlene bottles are used to package this material. Special storage information: Ambient

Glassware Calibration:

Only Class A glassware is used in the manufacture and quality control of Standards. All Glassware is calibrated using NIST traceable weights.

Weights and Balance Calibration:

Weights used perform daily checks on balances calibrated annually by the State of South Carolina Department of Agriculture Metrology Laboratory and are traceable to the National Institute of Standards and Technology (NIST). Balances are checked daily in accordance to in house procedure O2-LB-004. Balances are calibrated annually by an ISO 17025 accredited metrology service.

Homogeneity:

Homogeneity has been established in accordance with internal procedure O2-QS-10 and has a maximum uncertainty of 0.1%. This is consistent with the intended use of this CRM. The homogeneity of this product has been confirmed by procedures consistent with ISO/IEC Guide 17025:2005 and ISO Guide 34:2009. The homogeneity of this CRM is valid for sample sub-sizes that the end user can quantitatively reproduce.

Hazardous information:

Refer to MSDS

CPI INTERNATIONAL

USA

5580 Skylane Boulevard P: 707.525.5788
Santa Rosa, CA 95403 P: 800.878.7654
F: 707.545.7901

Europe

P.O. Box 2704 P: +31 20 638 05 97
1000 CS Amsterdam F: +31 20 420 28 36
The Netherlands

Certificate of Analysis

Rev 0

Comment:

Catalog No:	Lot No:	Expiration Date:	Matrix:	Description:
Z-G34-060047-03-01	1080339	1-Oct-2016	2% HNO_3	ISO Guide 34 - Silver, 100 mL 100 mg/L in 2% HNO_3 (Ag Metal)

Calculation of Uncertainty

The following equations are used to calculate the value of the expanded uncertainty:
$U=ku_c$ U=Expanded Uncertainty, k= the coverage factor at the 95% confidence level, k=2, u_c = the combined uncertainty
$u_c=\sqrt{\sum u_i^2}$ where u_i are the individual uncertainty components for raw material, transportation, homogeneity, and shelf life.

Expiration Information:

The Stability of this product is based upon rigorous short term and long term testing of the solution for the certified value. These tests include the effect of temperature and packaging on the product. This standard is guaranteed until the expiration date listed above.

Accreditation:

This standard was manufactured by an ISO 17025 Chemical Testing Lab (Certificate number 3031.01) and ISO Guide 34 Reference Material Producer (RMP) Certificate number 3031.02 accredited by The American Association of Laboratory Accreditation (A2LA). Manufacturer's Quality System audited and registered by NSF-ISR to ISO 9001:2008 (Certificate number IZ391-IS4).

Manufactured By:

Carrie Bibbins

Manufacture Date: 9/11/2015

Certified By:

Zachary Spinelli

Certified Date:9/14/2015

Released By:

Mark Filla

Original Issue Date: 9/15/2015

METALS

COVER PAGE
METALS

Lab Name: TestAmerica Canton Job Number: 240-67510-1

SDG No.:

Project: MRC Block G/D Slag Inv.

Client Sample ID	Lab Sample ID
BLG-SLAG1-071416	240-67510-1
BLG-SLAG2-071416	240-67510-2
BLG-SLAG3-071416	240-67510-3
BLD-SLAG1-071416	240-67510-4
BLD-SLAG2-071416	240-67510-5
BLD-SLAG3-071416	240-67510-6

Comments:

1A-IN
INORGANIC ANALYSIS DATA SHEET
METALS

Client Sample ID: BLG-SLAG1-071416 Lab Sample ID: 240-67510-1

Lab Name: TestAmerica Canton Job No.: 240-67510-1

SDG ID.:

Matrix: Solid Date Sampled: 07/14/2016 11:00

Reporting Basis: DRY Date Received: 07/15/2016 09:25

% Solids: 97.4

CAS No.	Analyte	Result	RL	MDL	Units	C	Q	DIL	Method
7429-90-5	Aluminum	16000	20	5.7	mg/Kg			1	6010C
7440-22-4	Silver	0.28	0.99	0.062	mg/Kg	J		1	6010C
7440-39-3	Barium	270	20	0.40	mg/Kg			1	6010C
7440-41-7	Beryllium	2.3	0.49	0.026	mg/Kg			1	6010C
7440-70-2	Calcium	110000	990	45	mg/Kg			2	6010C
7440-43-9	Cadmium	0.39	0.49	0.021	mg/Kg	J		1	6010C
7440-48-4	Cobalt	0.33	0.99	0.046	mg/Kg	J		1	6010C
7440-47-3	Chromium	3.8	0.99	0.074	mg/Kg		B	1	6010C
7440-50-8	Copper	4.8	4.9	0.45	mg/Kg	J	B	2	6010C
7439-89-6	Iron	1100	20	3.2	mg/Kg			1	6010C
7440-09-7	Potassium	560	490	6.1	mg/Kg			1	6010C
7439-95-4	Magnesium	24000	490	5.1	mg/Kg		B	1	6010C
7439-96-5	Manganese	1900	3.0	0.17	mg/Kg		B	2	6010C
7440-23-5	Sodium	800	490	19	mg/Kg		B	1	6010C
7440-02-0	Nickel	1.9	3.9	0.079	mg/Kg	J	B	1	6010C
7440-36-0	Antimony	0.47	2.0	0.47	mg/Kg	U		1	6010C
7440-62-2	Vanadium	3.9	0.99	0.20	mg/Kg			1	6010C
7440-66-6	Zinc	21	4.9	0.55	mg/Kg			1	6010C
7440-38-2	Arsenic	1.9	3.0	0.81	mg/Kg	J		2	6010C
7439-92-1	Lead	7.4	0.99	0.20	mg/Kg			1	6010C
7782-49-2	Selenium	1.5	3.9	0.67	mg/Kg	J		2	6010C
7440-28-0	Thallium	7.3	3.9	0.26	mg/Kg			2	6010C
7439-97-6	Mercury	0.017	0.12	0.017	mg/Kg	U		1	7471A

1A-IN
INORGANIC ANALYSIS DATA SHEET
METALS - SPLP EAST

Client Sample ID: BLG-SLAG1-071416 Lab Sample ID: 240-67510-1

Lab Name: TestAmerica Canton Job No.: 240-67510-1

SDG ID.:

Matrix: Solid Date Sampled: 07/14/2016 11:00

Reporting Basis: WET Date Received: 07/15/2016 09:25

CAS No.	Analyte	Result	RL	MDL	Units	C	Q	DIL	Method
7429-90-5	Aluminum	0.37	0.20	0.0040	mg/L		B	1	6010C
7440-22-4	Silver	0.00092	0.050	0.00092	mg/L	U		1	6010C
7440-39-3	Barium	0.0091	0.50	0.0024	mg/L	J		1	6010C
7440-41-7	Beryllium	0.00021	0.0050	0.00021	mg/L	U		1	6010C
7440-70-2	Calcium	9.5	5.0	0.71	mg/L			1	6010C
7440-43-9	Cadmium	0.00029	0.050	0.00029	mg/L	U		1	6010C
7440-48-4	Cobalt	0.00084	0.050	0.00084	mg/L	U		1	6010C
7440-47-3	Chromium	0.0037	0.050	0.00055	mg/L	J	B	1	6010C
7440-50-8	Copper	0.0039	1.0	0.0039	mg/L	U		1	6010C
7439-89-6	Iron	0.076	0.20	0.025	mg/L	J		1	6010C
7440-09-7	Potassium	0.49	5.0	0.070	mg/L	J	B	1	6010C
7439-95-4	Magnesium	1.7	5.0	0.23	mg/L	J		1	6010C
7439-96-5	Manganese	0.063	0.015	0.0051	mg/L		B	1	6010C
7440-23-5	Sodium	36	5.0	0.33	mg/L		B	1	6010C
7440-02-0	Nickel	0.0016	0.040	0.0016	mg/L	U		1	6010C
7440-36-0	Antimony	0.0031	0.30	0.0031	mg/L	U		1	6010C
7440-62-2	Vanadium	0.060	0.050	0.0044	mg/L			1	6010C
7440-66-6	Zinc	0.016	1.0	0.016	mg/L	U		1	6010C
7440-38-2	Arsenic	0.0033	0.050	0.0033	mg/L	U		1	6010C
7439-92-1	Lead	0.0019	0.050	0.0019	mg/L	U		1	6010C
7782-49-2	Selenium	0.0051	0.050	0.0051	mg/L	U		1	6010C
7440-28-0	Thallium	0.0021	2.0	0.0021	mg/L	U		1	6010C
7439-97-6	Mercury	0.000090	0.0020	0.000090	mg/L	U		1	7470A

1A-IN
INORGANIC ANALYSIS DATA SHEET
METALS

Client Sample ID: BLG-SLAG2-071416 Lab Sample ID: 240-67510-2

Lab Name: TestAmerica Canton Job No.: 240-67510-1

SDG ID.:

Matrix: Solid Date Sampled: 07/14/2016 10:30

Reporting Basis: DRY Date Received: 07/15/2016 09:25

% Solids: 96.9

CAS No.	Analyte	Result	RL	MDL	Units	C	Q	DIL	Method
7429-90-5	Aluminum	15000	15	4.4	mg/Kg			1	6010C
7440-22-4	Silver	0.90	0.76	0.048	mg/Kg			1	6010C
7440-39-3	Barium	180	15	0.31	mg/Kg			1	6010C
7440-41-7	Beryllium	1.5	0.38	0.020	mg/Kg			1	6010C
7440-70-2	Calcium	82000	760	35	mg/Kg			2	6010C
7440-43-9	Cadmium	0.19	0.38	0.016	mg/Kg	J		1	6010C
7440-48-4	Cobalt	0.31	0.76	0.036	mg/Kg	J		1	6010C
7440-47-3	Chromium	33	0.76	0.057	mg/Kg		B	1	6010C
7440-50-8	Copper	5.3	3.8	0.35	mg/Kg		B	2	6010C
7439-89-6	Iron	1200	15	2.4	mg/Kg			1	6010C
7440-09-7	Potassium	2500	380	4.7	mg/Kg			1	6010C
7439-95-4	Magnesium	22000	380	3.9	mg/Kg		B	1	6010C
7439-96-5	Manganese	8100	23	1.3	mg/Kg		B	20	6010C
7440-23-5	Sodium	2100	380	14	mg/Kg		B	1	6010C
7440-02-0	Nickel	2.0	3.0	0.061	mg/Kg	J	B	1	6010C
7440-36-0	Antimony	0.36	1.5	0.36	mg/Kg	U		1	6010C
7440-62-2	Vanadium	150	0.76	0.15	mg/Kg			1	6010C
7440-66-6	Zinc	11	3.8	0.42	mg/Kg			1	6010C
7440-38-2	Arsenic	6.2	23	6.2	mg/Kg	U		20	6010C
7439-92-1	Lead	4.3	0.76	0.15	mg/Kg			1	6010C
7782-49-2	Selenium	5.2	30	5.2	mg/Kg	U		20	6010C
7440-28-0	Thallium	31	30	2.0	mg/Kg			20	6010C
7439-97-6	Mercury	0.015	0.11	0.015	mg/Kg	U		1	7471A

1A-IN
INORGANIC ANALYSIS DATA SHEET
METALS - SPLP EAST

Client Sample ID: BLG-SLAG2-071416 Lab Sample ID: 240-67510-2

Lab Name: TestAmerica Canton Job No.: 240-67510-1

SDG ID.:

Matrix: Solid Date Sampled: 07/14/2016 10:30

Reporting Basis: WET Date Received: 07/15/2016 09:25

CAS No.	Analyte	Result	RL	MDL	Units	C	Q	DIL	Method
7429-90-5	Aluminum	0.67	0.20	0.0040	mg/L		B	1	6010C
7440-22-4	Silver	0.00092	0.050	0.00092	mg/L	U		1	6010C
7440-39-3	Barium	0.025	0.50	0.0024	mg/L	J		1	6010C
7440-41-7	Beryllium	0.00021	0.0050	0.00021	mg/L	U		1	6010C
7440-70-2	Calcium	12	5.0	0.71	mg/L			1	6010C
7440-43-9	Cadmium	0.00029	0.050	0.00029	mg/L	U		1	6010C
7440-48-4	Cobalt	0.00084	0.050	0.00084	mg/L	U		1	6010C
7440-47-3	Chromium	0.0039	0.050	0.00055	mg/L	J	B	1	6010C
7440-50-8	Copper	0.0039	1.0	0.0039	mg/L	U		1	6010C
7439-89-6	Iron	0.18	0.20	0.025	mg/L	J		1	6010C
7440-09-7	Potassium	0.61	5.0	0.070	mg/L	J	B	1	6010C
7439-95-4	Magnesium	2.3	5.0	0.23	mg/L	J		1	6010C
7439-96-5	Manganese	0.17	0.015	0.0051	mg/L		B	1	6010C
7440-23-5	Sodium	34	5.0	0.33	mg/L		B	1	6010C
7440-02-0	Nickel	0.0016	0.040	0.0016	mg/L	U		1	6010C
7440-36-0	Antimony	0.0056	0.30	0.0031	mg/L	J		1	6010C
7440-62-2	Vanadium	0.049	0.050	0.0044	mg/L	J		1	6010C
7440-66-6	Zinc	0.016	1.0	0.016	mg/L	U		1	6010C
7440-38-2	Arsenic	0.0033	0.050	0.0033	mg/L	U		1	6010C
7439-92-1	Lead	0.0019	0.050	0.0019	mg/L	U		1	6010C
7782-49-2	Selenium	0.0051	0.050	0.0051	mg/L	U		1	6010C
7440-28-0	Thallium	0.0024	2.0	0.0021	mg/L	J		1	6010C
7439-97-6	Mercury	0.000090	0.0020	0.000090	mg/L	U		1	7470A

1A-IN
INORGANIC ANALYSIS DATA SHEET
METALS

Client Sample ID: BLG-SLAG3-071416 Lab Sample ID: 240-67510-3

Lab Name: TestAmerica Canton Job No.: 240-67510-1

SDG ID.:

Matrix: Solid Date Sampled: 07/14/2016 09:30

Reporting Basis: DRY Date Received: 07/15/2016 09:25

% Solids: 95.3

CAS No.	Analyte	Result	RL	MDL	Units	C	Q	DIL	Method
7429-90-5	Aluminum	22000	15	4.4	mg/Kg			1	6010C
7440-22-4	Silver	0.050	0.76	0.048	mg/Kg	J		1	6010C
7440-39-3	Barium	160	15	0.31	mg/Kg			1	6010C
7440-41-7	Beryllium	0.46	0.38	0.020	mg/Kg			1	6010C
7440-70-2	Calcium	32000	380	17	mg/Kg			1	6010C
7440-43-9	Cadmium	0.14	0.38	0.016	mg/Kg	J		1	6010C
7440-48-4	Cobalt	8.0	0.76	0.036	mg/Kg			1	6010C
7440-47-3	Chromium	7.5	0.76	0.057	mg/Kg		B	1	6010C
7440-50-8	Copper	110	1.9	0.17	mg/Kg		B	1	6010C
7439-89-6	Iron	10000	15	2.4	mg/Kg			1	6010C
7440-09-7	Potassium	500	380	4.7	mg/Kg			1	6010C
7439-95-4	Magnesium	5400	380	4.0	mg/Kg		B	1	6010C
7439-96-5	Manganese	820	1.1	0.064	mg/Kg		B	1	6010C
7440-23-5	Sodium	890	380	14	mg/Kg		B	1	6010C
7440-02-0	Nickel	8.3	3.0	0.061	mg/Kg		B	1	6010C
7440-36-0	Antimony	0.36	1.5	0.36	mg/Kg	U		1	6010C
7440-62-2	Vanadium	89	0.76	0.15	mg/Kg			1	6010C
7440-66-6	Zinc	11	3.8	0.43	mg/Kg			1	6010C
7440-38-2	Arsenic	1.2	1.1	0.31	mg/Kg			1	6010C
7439-92-1	Lead	5.6	0.76	0.15	mg/Kg			1	6010C
7782-49-2	Selenium	1.1	1.5	0.26	mg/Kg	J		1	6010C
7440-28-0	Thallium	3.1	1.5	0.099	mg/Kg			1	6010C
7439-97-6	Mercury	0.017	0.12	0.017	mg/Kg	U		1	7471A

1A-IN
INORGANIC ANALYSIS DATA SHEET
METALS - SPLP EAST

Client Sample ID: BLG-SLAG3-071416 Lab Sample ID: 240-67510-3

Lab Name: TestAmerica Canton Job No.: 240-67510-1

SDG ID.:

Matrix: Solid Date Sampled: 07/14/2016 09:30

Reporting Basis: WET Date Received: 07/15/2016 09:25

CAS No.	Analyte	Result	RL	MDL	Units	C	Q	DIL	Method
7429-90-5	Aluminum	0.62	0.20	0.0040	mg/L		B	1	6010C
7440-22-4	Silver	0.00092	0.050	0.00092	mg/L	U		1	6010C
7440-39-3	Barium	0.020	0.50	0.0024	mg/L	J		1	6010C
7440-41-7	Beryllium	0.00021	0.0050	0.00021	mg/L	U		1	6010C
7440-70-2	Calcium	8.9	5.0	0.71	mg/L			1	6010C
7440-43-9	Cadmium	0.00029	0.050	0.00029	mg/L	U		1	6010C
7440-48-4	Cobalt	0.00084	0.050	0.00084	mg/L	U		1	6010C
7440-47-3	Chromium	0.0018	0.050	0.00055	mg/L	J	B	1	6010C
7440-50-8	Copper	0.0039	1.0	0.0039	mg/L	U		1	6010C
7439-89-6	Iron	0.17	0.20	0.025	mg/L	J		1	6010C
7440-09-7	Potassium	0.40	5.0	0.070	mg/L	J	B	1	6010C
7439-95-4	Magnesium	1.8	5.0	0.23	mg/L	J		1	6010C
7439-96-5	Manganese	0.087	0.015	0.0051	mg/L		B	1	6010C
7440-23-5	Sodium	26	5.0	0.33	mg/L		B	1	6010C
7440-02-0	Nickel	0.0016	0.040	0.0016	mg/L	U		1	6010C
7440-36-0	Antimony	0.0031	0.30	0.0031	mg/L	U		1	6010C
7440-62-2	Vanadium	0.016	0.050	0.0044	mg/L	J		1	6010C
7440-66-6	Zinc	0.016	1.0	0.016	mg/L	U		1	6010C
7440-38-2	Arsenic	0.0033	0.050	0.0033	mg/L	U		1	6010C
7439-92-1	Lead	0.0019	0.050	0.0019	mg/L	U		1	6010C
7782-49-2	Selenium	0.0051	0.050	0.0051	mg/L	U		1	6010C
7440-28-0	Thallium	0.0021	2.0	0.0021	mg/L	U		1	6010C
7439-97-6	Mercury	0.000090	0.0020	0.000090	mg/L	U		1	7470A

1A-IN
INORGANIC ANALYSIS DATA SHEET
METALS

Client Sample ID: BLD-SLAG1-071416 Lab Sample ID: 240-67510-4

Lab Name: TestAmerica Canton Job No.: 240-67510-1

SDG ID.:

Matrix: Solid Date Sampled: 07/14/2016 12:30

Reporting Basis: DRY Date Received: 07/15/2016 09:25

% Solids: 97.4

CAS No.	Analyte	Result	RL	MDL	Units	C	Q	DIL	Method
7429-90-5	Aluminum	18000	21	6.0	mg/Kg			1	6010C
7440-22-4	Silver	0.34	1.0	0.065	mg/Kg	J		1	6010C
7440-39-3	Barium	330	21	0.42	mg/Kg			1	6010C
7440-41-7	Beryllium	2.9	0.51	0.027	mg/Kg			1	6010C
7440-70-2	Calcium	110000	1000	47	mg/Kg			2	6010C
7440-43-9	Cadmium	0.40	0.51	0.022	mg/Kg	J		1	6010C
7440-48-4	Cobalt	1.7	1.0	0.048	mg/Kg			1	6010C
7440-47-3	Chromium	12	1.0	0.077	mg/Kg		B	1	6010C
7440-50-8	Copper	13	5.1	0.47	mg/Kg		B	2	6010C
7439-89-6	Iron	9100	21	3.3	mg/Kg			1	6010C
7440-09-7	Potassium	1400	510	6.4	mg/Kg			1	6010C
7439-95-4	Magnesium	26000	510	5.3	mg/Kg		B	1	6010C
7439-96-5	Manganese	3600	7.7	0.43	mg/Kg		B	5	6010C
7440-23-5	Sodium	820	510	20	mg/Kg		B	1	6010C
7440-02-0	Nickel	5.1	4.1	0.082	mg/Kg		B	1	6010C
7440-36-0	Antimony	3.3	2.1	0.49	mg/Kg			1	6010C
7440-62-2	Vanadium	12	1.0	0.21	mg/Kg			1	6010C
7440-66-6	Zinc	18	5.1	0.58	mg/Kg			1	6010C
7440-38-2	Arsenic	2.9	7.7	2.1	mg/Kg	J		5	6010C
7439-92-1	Lead	14	1.0	0.21	mg/Kg			1	6010C
7782-49-2	Selenium	1.7	10	1.7	mg/Kg	U		5	6010C
7440-28-0	Thallium	14	10	0.67	mg/Kg			5	6010C
7439-97-6	Mercury	0.014	0.10	0.014	mg/Kg	U		1	7471A

1A-IN
INORGANIC ANALYSIS DATA SHEET
METALS - SPLP EAST

Client Sample ID: BLD-SLAG1-071416 Lab Sample ID: 240-67510-4

Lab Name: TestAmerica Canton Job No.: 240-67510-1

SDG ID.:

Matrix: Solid Date Sampled: 07/14/2016 12:30

Reporting Basis: WET Date Received: 07/15/2016 09:25

CAS No.	Analyte	Result	RL	MDL	Units	C	Q	DIL	Method
7429-90-5	Aluminum	0.20	0.20	0.0040	mg/L		B	1	6010C
7440-22-4	Silver	0.00092	0.050	0.00092	mg/L	U		1	6010C
7440-39-3	Barium	0.036	0.50	0.0024	mg/L	J		1	6010C
7440-41-7	Beryllium	0.00021	0.0050	0.00021	mg/L	U		1	6010C
7440-70-2	Calcium	15	5.0	0.71	mg/L			1	6010C
7440-43-9	Cadmium	0.00029	0.050	0.00029	mg/L	U		1	6010C
7440-48-4	Cobalt	0.00084	0.050	0.00084	mg/L	U		1	6010C
7440-47-3	Chromium	0.0025	0.050	0.00055	mg/L	J	B	1	6010C
7440-50-8	Copper	0.0039	1.0	0.0039	mg/L	U		1	6010C
7439-89-6	Iron	0.049	0.20	0.025	mg/L	J		1	6010C
7440-09-7	Potassium	0.55	5.0	0.070	mg/L	J	B	1	6010C
7439-95-4	Magnesium	1.8	5.0	0.23	mg/L	J		1	6010C
7439-96-5	Manganese	0.043	0.015	0.0051	mg/L		B	1	6010C
7440-23-5	Sodium	33	5.0	0.33	mg/L		B	1	6010C
7440-02-0	Nickel	0.0016	0.040	0.0016	mg/L	U		1	6010C
7440-36-0	Antimony	0.0048	0.30	0.0031	mg/L	J		1	6010C
7440-62-2	Vanadium	0.0044	0.050	0.0044	mg/L	U		1	6010C
7440-66-6	Zinc	0.016	1.0	0.016	mg/L	U		1	6010C
7440-38-2	Arsenic	0.0033	0.050	0.0033	mg/L	U		1	6010C
7439-92-1	Lead	0.0019	0.050	0.0019	mg/L	U		1	6010C
7782-49-2	Selenium	0.0051	0.050	0.0051	mg/L	U		1	6010C
7440-28-0	Thallium	0.0021	2.0	0.0021	mg/L	U		1	6010C
7439-97-6	Mercury	0.000090	0.0020	0.000090	mg/L	U		1	7470A

1A-IN
INORGANIC ANALYSIS DATA SHEET
METALS

Client Sample ID: BLD-SLAG2-071416 Lab Sample ID: 240-67510-5

Lab Name: TestAmerica Canton Job No.: 240-67510-1

SDG ID.:

Matrix: Solid Date Sampled: 07/14/2016 13:00

Reporting Basis: DRY Date Received: 07/15/2016 09:25

% Solids: 95.9

CAS No.	Analyte	Result	RL	MDL	Units	C	Q	DIL	Method
7429-90-5	Aluminum	20000	15	4.3	mg/Kg			1	6010C
7440-22-4	Silver	0.25	0.74	0.047	mg/Kg	J		1	6010C
7440-39-3	Barium	210	15	0.31	mg/Kg			1	6010C
7440-41-7	Beryllium	3.3	0.37	0.019	mg/Kg			1	6010C
7440-70-2	Calcium	150000	1900	86	mg/Kg			5	6010C
7440-43-9	Cadmium	0.055	0.37	0.016	mg/Kg	J		1	6010C
7440-48-4	Cobalt	0.20	0.74	0.035	mg/Kg	J		1	6010C
7440-47-3	Chromium	2.9	0.74	0.056	mg/Kg		B	1	6010C
7440-50-8	Copper	3.8	9.3	0.86	mg/Kg	J	B	5	6010C
7439-89-6	Iron	510	15	2.4	mg/Kg			1	6010C
7440-09-7	Potassium	640	370	4.6	mg/Kg			1	6010C
7439-95-4	Magnesium	47000	740	7.7	mg/Kg		B	2	6010C
7439-96-5	Manganese	2200	2.2	0.13	mg/Kg		B	2	6010C
7440-23-5	Sodium	510	370	14	mg/Kg		B	1	6010C
7440-02-0	Nickel	1.9	3.0	0.060	mg/Kg	J	B	1	6010C
7440-36-0	Antimony	0.36	1.5	0.36	mg/Kg	U		1	6010C
7440-62-2	Vanadium	4.5	0.74	0.15	mg/Kg			1	6010C
7440-66-6	Zinc	4.2	3.7	0.42	mg/Kg			1	6010C
7440-38-2	Arsenic	1.2	2.2	0.61	mg/Kg	J		2	6010C
7439-92-1	Lead	2.7	0.74	0.15	mg/Kg			1	6010C
7782-49-2	Selenium	1.3	3.0	0.51	mg/Kg	J		2	6010C
7440-28-0	Thallium	8.9	3.0	0.19	mg/Kg			2	6010C
7439-97-6	Mercury	0.017	0.12	0.017	mg/Kg	U		1	7471A

1A-IN
INORGANIC ANALYSIS DATA SHEET
METALS - SPLP EAST

Client Sample ID: BLD-SLAG2-071416 Lab Sample ID: 240-67510-5

Lab Name: TestAmerica Canton Job No.: 240-67510-1

SDG ID.:

Matrix: Solid Date Sampled: 07/14/2016 13:00

Reporting Basis: WET Date Received: 07/15/2016 09:25

CAS No.	Analyte	Result	RL	MDL	Units	C	Q	DIL	Method
7429-90-5	Aluminum	0.40	0.20	0.0040	mg/L		B	1	6010C
7440-22-4	Silver	0.00092	0.050	0.00092	mg/L	U		1	6010C
7440-39-3	Barium	0.017	0.50	0.0024	mg/L	J		1	6010C
7440-41-7	Beryllium	0.00021	0.0050	0.00021	mg/L	U		1	6010C
7440-70-2	Calcium	11	5.0	0.71	mg/L			1	6010C
7440-43-9	Cadmium	0.00029	0.050	0.00029	mg/L	U		1	6010C
7440-48-4	Cobalt	0.00084	0.050	0.00084	mg/L	U		1	6010C
7440-47-3	Chromium	0.0035	0.050	0.00055	mg/L	J	B	1	6010C
7440-50-8	Copper	0.0039	1.0	0.0039	mg/L	U		1	6010C
7439-89-6	Iron	0.18	0.20	0.025	mg/L	J		1	6010C
7440-09-7	Potassium	0.62	5.0	0.070	mg/L	J	B	1	6010C
7439-95-4	Magnesium	2.3	5.0	0.23	mg/L	J		1	6010C
7439-96-5	Manganese	0.16	0.015	0.0051	mg/L		B	1	6010C
7440-23-5	Sodium	32	5.0	0.33	mg/L		B	1	6010C
7440-02-0	Nickel	0.0016	0.040	0.0016	mg/L	U		1	6010C
7440-36-0	Antimony	0.0061	0.30	0.0031	mg/L	J		1	6010C
7440-62-2	Vanadium	0.018	0.050	0.0044	mg/L	J		1	6010C
7440-66-6	Zinc	0.016	1.0	0.016	mg/L	U		1	6010C
7440-38-2	Arsenic	0.0033	0.050	0.0033	mg/L	U		1	6010C
7439-92-1	Lead	0.0019	0.050	0.0019	mg/L	U		1	6010C
7782-49-2	Selenium	0.0051	0.050	0.0051	mg/L	U		1	6010C
7440-28-0	Thallium	0.0021	2.0	0.0021	mg/L	U		1	6010C
7439-97-6	Mercury	0.000090	0.0020	0.000090	mg/L	U		1	7470A

1A-IN
INORGANIC ANALYSIS DATA SHEET
METALS

Client Sample ID: BLD-SLAG3-071416 Lab Sample ID: 240-67510-6

Lab Name: TestAmerica Canton Job No.: 240-67510-1

SDG ID.:

Matrix: Solid Date Sampled: 07/14/2016 13:30

Reporting Basis: DRY Date Received: 07/15/2016 09:25

% Solids: 97.8

CAS No.	Analyte	Result	RL	MDL	Units	C	Q	DIL	Method
7429-90-5	Aluminum	9900	17	5.0	mg/Kg			1	6010C
7440-22-4	Silver	0.068	0.87	0.055	mg/Kg	J		1	6010C
7440-39-3	Barium	250	17	0.36	mg/Kg			1	6010C
7440-41-7	Beryllium	1.9	0.43	0.023	mg/Kg			1	6010C
7440-70-2	Calcium	77000	870	40	mg/Kg			2	6010C
7440-43-9	Cadmium	0.098	0.43	0.018	mg/Kg	J		1	6010C
7440-48-4	Cobalt	0.13	0.87	0.041	mg/Kg	J		1	6010C
7440-47-3	Chromium	2.1	0.87	0.065	mg/Kg		B	1	6010C
7440-50-8	Copper	1.9	4.3	0.40	mg/Kg	J	B	2	6010C
7439-89-6	Iron	330	17	2.8	mg/Kg			1	6010C
7440-09-7	Potassium	190	430	5.4	mg/Kg	J		1	6010C
7439-95-4	Magnesium	18000	430	4.5	mg/Kg		B	1	6010C
7439-96-5	Manganese	940	1.3	0.073	mg/Kg		B	1	6010C
7440-23-5	Sodium	290	430	16	mg/Kg	J	B	1	6010C
7440-02-0	Nickel	1.2	3.5	0.069	mg/Kg	J	B	1	6010C
7440-36-0	Antimony	0.42	1.7	0.42	mg/Kg	U		1	6010C
7440-62-2	Vanadium	1.5	0.87	0.17	mg/Kg			1	6010C
7440-66-6	Zinc	7.6	4.3	0.49	mg/Kg			1	6010C
7440-38-2	Arsenic	0.56	1.3	0.36	mg/Kg	J		1	6010C
7439-92-1	Lead	2.7	0.87	0.17	mg/Kg			1	6010C
7782-49-2	Selenium	0.67	1.7	0.29	mg/Kg	J		1	6010C
7440-28-0	Thallium	3.8	1.7	0.11	mg/Kg			1	6010C
7439-97-6	Mercury	0.017	0.12	0.017	mg/Kg	U		1	7471A

1A-IN
INORGANIC ANALYSIS DATA SHEET
METALS - SPLP EAST

Client Sample ID: BLD-SLAG3-071416 Lab Sample ID: 240-67510-6

Lab Name: TestAmerica Canton Job No.: 240-67510-1

SDG ID.:

Matrix: Solid Date Sampled: 07/14/2016 13:30

Reporting Basis: WET Date Received: 07/15/2016 09:25

CAS No.	Analyte	Result	RL	MDL	Units	C	Q	DIL	Method
7429-90-5	Aluminum	0.20	0.20	0.0040	mg/L		B	1	6010C
7440-22-4	Silver	0.00092	0.050	0.00092	mg/L	U		1	6010C
7440-39-3	Barium	0.11	0.50	0.0024	mg/L	J		1	6010C
7440-41-7	Beryllium	0.00021	0.0050	0.00021	mg/L	U		1	6010C
7440-70-2	Calcium	29	5.0	0.71	mg/L			1	6010C
7440-43-9	Cadmium	0.00029	0.050	0.00029	mg/L	U		1	6010C
7440-48-4	Cobalt	0.00084	0.050	0.00084	mg/L	U		1	6010C
7440-47-3	Chromium	0.0023	0.050	0.00055	mg/L	J	B	1	6010C
7440-50-8	Copper	0.0039	1.0	0.0039	mg/L	U		1	6010C
7439-89-6	Iron	0.025	0.20	0.025	mg/L	U		1	6010C
7440-09-7	Potassium	0.56	5.0	0.070	mg/L	J	B	1	6010C
7439-95-4	Magnesium	0.95	5.0	0.23	mg/L	J		1	6010C
7439-96-5	Manganese	0.024	0.015	0.0051	mg/L		B	1	6010C
7440-23-5	Sodium	26	5.0	0.33	mg/L		B	1	6010C
7440-02-0	Nickel	0.0016	0.040	0.0016	mg/L	U		1	6010C
7440-36-0	Antimony	0.0046	0.30	0.0031	mg/L	J		1	6010C
7440-62-2	Vanadium	0.0070	0.050	0.0044	mg/L	J		1	6010C
7440-66-6	Zinc	0.016	1.0	0.016	mg/L	U		1	6010C
7440-38-2	Arsenic	0.0033	0.050	0.0033	mg/L	U		1	6010C
7439-92-1	Lead	0.0019	0.050	0.0019	mg/L	U		1	6010C
7782-49-2	Selenium	0.0051	0.050	0.0051	mg/L	U		1	6010C
7440-28-0	Thallium	0.0021	2.0	0.0021	mg/L	U		1	6010C
7439-97-6	Mercury	0.000090	0.0020	0.000090	mg/L	U		1	7470A

2A-IN
CALIBRATION VERIFICATIONS
METALS

Lab Name: TestAmerica Canton Job No.: 240-67510-1

SDG No.:

ICV Source: MT6500ICV_00032 Concentration Units: ug/L

CCV Source: MTICPCCV_00075

Analyte	ICV 240-239862/4 07/26/2016 09:19				CCV 240-239862/70 07/26/2016 14:48				CCV 240-239862/82 07/26/2016 15:38			
	Found	C	True	%R	Found	C	True	%R	Found	C	True	%R
Aluminum	12400		12500	99	24100		25000	96	24000		25000	96
Antimony	382		375	102	524		500	105	522		500	104
Arsenic	384		375	102	502		500	100	499		500	100
Barium	1470		1500	98	1990		2000	100	2000		2000	100
Beryllium	1490		1500	100	2060		2000	103	2070		2000	103
Cadmium	381		375	102	509		500	102	511		500	102
Calcium	25000		25000	100	51000		50000	102	51400		50000	103
Chromium	1450		1500	97	1900		2000	95	1890		2000	94
Cobalt	1460		1500	97	1980		2000	99	1970		2000	98
Copper	1460		1500	98	1980		2000	99	1980		2000	99
Iron	12600		12500	101	23900		25000	96	23900		25000	96
Lead	374		375	100	479		500	96	477		500	95
Magnesium	24600		25000	99	47500		50000	95	47600		50000	95
Manganese	1500		1500	100	1860		2000	93	1850		2000	92
Nickel	1500		1500	100	2000		2000	100	1990		2000	100
Potassium	24500		25000	98	50000		50000	100	50000		50000	100
Selenium	388		375	103	516		500	103	510		500	102
Silver	752		750	100	1020		1000	102	1030		1000	103
Sodium	24900		25000	100	50900		50000	102	51300		50000	103
Thallium	750		750	100	988		1000	99	982		1000	98
Vanadium	1530		1500	102	1970		2000	98	1970		2000	98
Zinc	1530		1500	102	2030		2000	101	2020		2000	101

Note! Calculations are performed before rounding to avoid round-off errors in calculated results.
Italicized analytes were not requested for this sequence.

2A-IN
CALIBRATION VERIFICATIONS
METALS

Lab Name: TestAmerica Canton Job No.: 240-67510-1

SDG No.:

ICV Source: MT6500ICV_00032 Concentration Units: ug/L

CCV Source: MTICPCCV_00075

Analyte	CCV 240-239862/94 07/26/2016 16:28											
	Found	C	True	%R	Found	C	True	%R	Found	C	True	%R
Aluminum	24000		25000	96								
Antimony	520		500	104								
Arsenic	495		500	99								
Barium	2000		2000	100								
Beryllium	2090		2000	104								
Cadmium	512		500	102								
Calcium	52000		50000	104								
Chromium	1890		2000	94								
Cobalt	1960		2000	98								
Copper	1990		2000	99								
Iron	23800		25000	95								
Lead	472		500	94								
Magnesium	47700		50000	95								
Manganese	1820		2000	91								
Nickel	1990		2000	100								
Potassium	50400		50000	101								
Selenium	509		500	102								
Silver	1030		1000	103								
Sodium	52000		50000	104								
Thallium	978		1000	98								
Vanadium	1970		2000	99								
Zinc	2020		2000	101								

Note! Calculations are performed before rounding to avoid round-off errors in calculated results.
Italicized analytes were not requested for this sequence.

2A-IN
CALIBRATION VERIFICATIONS
METALS

Lab Name: TestAmerica Canton Job No.: 240-67510-1

SDG No.:

ICV Source: MT6500ICV_00032 Concentration Units: ug/L

CCV Source: MTICPCCV_00076

Analyte	ICV 240-240048/4 07/27/2016 08:54				CCV 240-240048/60 07/27/2016 13:25				CCV 240-240048/72 07/27/2016 14:15			
	Found	C	True	%R	Found	C	True	%R	Found	C	True	%R
Arsenic	381		375	102	495		500	99	495		500	99
Calcium	25300		25000	101	49800		50000	100	49200		50000	98
Copper	1460		1500	97	1930		2000	97	1930		2000	96
Magnesium	24900		25000	100	49100		50000	98	48900		50000	98
Manganese	1480		1500	99	1980		2000	99	1990		2000	100
Selenium	385		375	103	508		500	102	507		500	101
Thallium	748		750	100	1010		1000	101	1010		1000	101
Aluminum	12500		12500	100	24300		25000	97	24100		25000	96
Antimony	378		375	101	500		500	100	503		500	101
Barium	1470		1500	98	1950		2000	98	1950		2000	97
Beryllium	1490		1500	99	1970		2000	98	1950		2000	98
Cadmium	380		375	101	492		500	98	494		500	99
Chromium	1450		1500	96	1960		2000	98	1960		2000	98
Cobalt	1460		1500	97	2010		2000	100	2010		2000	100
Iron	12700		12500	101	25100		25000	100	25000		25000	100
Lead	372		375	99	482		500	96	488		500	98
Nickel	1500		1500	100	2020		2000	101	2010		2000	100
Potassium	24600		25000	98	48500		50000	97	48100		50000	96
Silver	751		750	100	1000		1000	100	1000		1000	100
Sodium	25000		25000	100	48500		50000	97	48000		50000	96
Vanadium	1530		1500	102	1950		2000	98	1950		2000	97
Zinc	1530		1500	102	2080		2000	104	2070		2000	104

Note! Calculations are performed before rounding to avoid round-off errors in calculated results.
Italicized analytes were not requested for this sequence.

2A-IN
CALIBRATION VERIFICATIONS
METALS

Lab Name: TestAmerica Canton Job No.: 240-67510-1

SDG No.:

ICV Source: MT6500ICV_00032 Concentration Units: ug/L

CCV Source: MTICPCCV_00076

Analyte	CCV 240-240048/84 07/27/2016 15:07											
	Found	C	True	%R	Found	C	True	%R	Found	C	True	%R
Arsenic	496		500	99								
Calcium	49200		50000	98								
Copper	1930		2000	97								
Magnesium	48500		50000	97								
Manganese	1980		2000	99								
Selenium	511		500	102								
Thallium	1010		1000	101								
Aluminum	24000		25000	96								
Antimony	509		500	102								
Barium	1950		2000	97								
Beryllium	1960		2000	98								
Cadmium	495		500	99								
Chromium	1940		2000	97								
Cobalt	2000		2000	100								
Iron	24900		25000	100								
Lead	486		500	97								
Nickel	2010		2000	100								
Potassium	48100		50000	96								
Silver	1000		1000	100								
Sodium	48200		50000	96								
Vanadium	1940		2000	97								
Zinc	2060		2000	103								

Note! Calculations are performed before rounding to avoid round-off errors in calculated results.
Italicized analytes were not requested for this sequence.

2A-IN
CALIBRATION VERIFICATIONS
METALS

Lab Name: TestAmerica Canton Job No.: 240-67510-1

SDG No.:

ICV Source: MT6500ICV_00032 Concentration Units: ug/L

CCV Source: MTICPCCV_00076

Analyte	ICV 240-240257/4 07/28/2016 09:04				CCV 240-240257/74 07/28/2016 14:34				CCV 240-240257/86 07/28/2016 15:22			
	Found	C	True	%R	Found	C	True	%R	Found	C	True	%R
Calcium	25700		25000	103	51200		50000	102	51300		50000	103
Copper	1470		1500	98	1930		2000	97	1940		2000	97
Aluminum	12800		12500	102	25700		25000	103	25600		25000	102
Antimony	386		375	103	505		500	101	509		500	102
Arsenic	383		375	102	495		500	99	497		500	99
Barium	1470		1500	98	1930		2000	97	1940		2000	97
Beryllium	1490		1500	99	1960		2000	98	1980		2000	99
Cadmium	382		375	102	493		500	99	495		500	99
Chromium	1450		1500	97	1960		2000	98	1950		2000	98
Cobalt	1460		1500	97	1990		2000	99	1990		2000	99
Iron	12800		12500	103	25500		25000	102	25400		25000	102
Lead	373		375	99	487		500	97	487		500	97
Magnesium	25300		25000	101	49600		50000	99	49800		50000	100
Manganese	1500		1500	100	1980		2000	99	1970		2000	99
Nickel	1490		1500	100	1990		2000	99	1990		2000	99
Potassium	25100		25000	100	49400		50000	99	49500		50000	99
Selenium	388		375	103	508		500	102	504		500	101
Silver	755		750	101	987		1000	99	995		1000	100
Sodium	25300		25000	101	48200		50000	96	49100		50000	98
Thallium	750		750	100	1010		1000	101	1010		1000	101
Vanadium	1520		1500	102	2020		2000	101	2000		2000	100
Zinc	1520		1500	101	2030		2000	101	2030		2000	102

Note! Calculations are performed before rounding to avoid round-off errors in calculated results.
Italicized analytes were not requested for this sequence.

2A-IN
CALIBRATION VERIFICATIONS
METALS

Lab Name: TestAmerica Canton Job No.: 240-67510-1

SDG No.:

ICV Source: MT6500ICV_00032 Concentration Units: ug/L

CCV Source: MTICPCCV_00076

Analyte	ICV 240-240700/4 08/01/2016 08:52				CCV 240-240700/72 08/01/2016 14:10				CCV 240-240700/84 08/01/2016 14:58			
	Found	C	True	%R	Found	C	True	%R	Found	C	True	%R
Aluminum	12600		12500	101	25100		25000	100	25200		25000	101
Antimony	375		375	100	502		500	100	505		500	101
Arsenic	377		375	100	491		500	98	492		500	98
Barium	1460		1500	98	1930		2000	97	1950		2000	97
Beryllium	1470		1500	98	1970		2000	99	1990		2000	100
Cadmium	378		375	101	493		500	99	495		500	99
Calcium	25400		25000	102	51000		50000	102	51400		50000	103
Chromium	1450		1500	96	1930		2000	96	1930		2000	96
Cobalt	1440		1500	96	1980		2000	99	1970		2000	99
Copper	1460		1500	97	1930		2000	96	1930		2000	97
Iron	12700		12500	102	25100		25000	101	25300		25000	101
Lead	368		375	98	481		500	96	480		500	96
Magnesium	25000		25000	100	49900		50000	100	50100		50000	100
Manganese	1500		1500	100	1950		2000	98	1940		2000	97
Nickel	1480		1500	99	1990		2000	99	1980		2000	99
Potassium	24900		25000	99	49400		50000	99	49800		50000	100
Selenium	381		375	102	501		500	100	501		500	100
Silver	748		750	100	991		1000	99	996		1000	100
Sodium	25100		25000	100	48800		50000	98	49800		50000	100
Thallium	742		750	99	993		1000	99	997		1000	100
Vanadium	1510		1500	101	1980		2000	99	1990		2000	99
Zinc	1510		1500	100	2040		2000	102	2040		2000	102

Note! Calculations are performed before rounding to avoid round-off errors in calculated results.
Italicized analytes were not requested for this sequence.

2A-IN
CALIBRATION VERIFICATIONS
METALS

Lab Name: TestAmerica Canton Job No.: 240-67510-1

SDG No.:

ICV Source: MT6500ICV_00032 Concentration Units: ug/L

CCV Source: MTICPCCV_00076

Analyte	CCV 240-240700/96 08/01/2016 15:46											
	Found	C	True	%R	Found	C	True	%R	Found	C	True	%R
Aluminum	25100		25000	100								
Antimony	505		500	101								
Arsenic	490		500	98								
Barium	1950		2000	97								
Beryllium	2000		2000	100								
Cadmium	497		500	99								
Calcium	51600		50000	103								
Chromium	1920		2000	96								
Cobalt	1960		2000	98								
Copper	1930		2000	97								
Iron	25200		25000	101								
Lead	478		500	96								
Magnesium	50000		50000	100								
Manganese	1920		2000	96								
Nickel	1980		2000	99								
Potassium	49900		50000	100								
Selenium	499		500	100								
Silver	1000		1000	100								
Sodium	50300		50000	101								
Thallium	992		1000	99								
Vanadium	1980		2000	99								
Zinc	2030		2000	101								

Note! Calculations are performed before rounding to avoid round-off errors in calculated results.
Italicized analytes were not requested for this sequence.

2A-IN
CALIBRATION VERIFICATIONS
METALS

Lab Name: TestAmerica Canton Job No.: 240-67510-1

SDG No.:

ICV Source: MTHgICV_00001_00040 Concentration Units: ug/L

CCV Source: MTHGCALW_01270

Analyte	ICV 240-239668/7-A 07/26/2016 06:40				CCV 240-239668/10-A 07/26/2016 06:52				CCV 240-239668/10-A 07/26/2016 07:19			
	Found	C	True	%R	Found	C	True	%R	Found	C	True	%R
Mercury	5.22		5.00	104	5.30		5.00	106	5.21		5.00	104

Note! Calculations are performed before rounding to avoid round-off errors in calculated results.
Italicized analytes were not requested for this sequence.

2A-IN
CALIBRATION VERIFICATIONS
METALS

Lab Name: TestAmerica Canton Job No.: 240-67510-1

SDG No.:

ICV Source: MTHgICV_00001_00040 Concentration Units: ug/L

CCV Source: MTHGCALW_01270

Analyte	CCV 240-239668/10-A 07/26/2016 07:48				CCV 240-239668/10-A 07/26/2016 08:15							
	Found	C	True	%R	Found	C	True	%R	Found	C	True	%R
Mercury	5.04		5.00	101	5.10		5.00	102				

Note! Calculations are performed before rounding to avoid round-off errors in calculated results.
Italicized analytes were not requested for this sequence.

2A-IN
CALIBRATION VERIFICATIONS
METALS

Lab Name: TestAmerica Canton Job No.: 240-67510-1

SDG No.:

ICV Source: MTHgICV_00001_00042 Concentration Units: ug/L

CCV Source: MTHGCALW_01274

Analyte	ICV 240-240392/7-A 07/29/2016 12:10				CCV 240-240392/10-A 07/29/2016 15:44				CCV 240-240392/10-A 07/29/2016 16:13			
	Found	C	True	%R	Found	C	True	%R	Found	C	True	%R
Mercury	5.17		5.00	103	5.14		5.00	103	5.08		5.00	102

Note! Calculations are performed before rounding to avoid round-off errors in calculated results.
Italicized analytes were not requested for this sequence.

2A-IN
CALIBRATION VERIFICATIONS
METALS

Lab Name: TestAmerica Canton Job No.: 240-67510-1

SDG No.:

ICV Source: MTHgICV_00001_00042 Concentration Units: ug/L

CCV Source: MTHGCALW_01274

Analyte	CCV 240-240392/10-A 07/29/2016 16:40											
	Found	C	True	%R	Found	C	True	%R	Found	C	True	%R
Mercury	5.16		5.00	103								

Note! Calculations are performed before rounding to avoid round-off errors in calculated results.
Italicized analytes were not requested for this sequence.

2B-IN
CRQL CHECK STANDARD
METALS

Lab Name: TestAmerica Canton Job No.: 240-67510-1

SDG No.:

Method: 6010C Instrument ID: I9

Lab Sample ID: CRI 240-239862/20 Concentration Units: ug/L

CRQL Check Standard Source: MTTRCRIC_00037

Analyte	CRQL Check Standard				
	True	Found	Qualifiers	%R(1)	Limits
Aluminum	200	199	J	100	70-130
Silver	10.0	10.5		105	70-130
Barium	200	197	J	98	70-130
Beryllium	5.00	4.96	J	99	70-130
Calcium	5000	5160		103	70-130
Cadmium	5.00	5.18		104	70-130
Cobalt	10.0	9.56	J	96	70-130
Chromium	10.0	10.1		101	70-130
Copper	20.0	19.8	J	99	70-130
Iron	200	207		104	70-130
Potassium	5000	4910	J	98	70-130
Magnesium	5000	5080		102	70-130
Manganese	15.0	15.2		102	70-130
Sodium	5000	5010		100	70-130
Nickel	40.0	39.7	J	99	70-130
Antimony	20.0	21.0		105	70-130
Vanadium	10.0	9.34	J	93	70-130
Zinc	50.0	48.0	J	96	70-130
Arsenic	15.0	16.3		109	70-130
Lead	10.0	11.6		116	70-130
Selenium	20.0	19.8	J	99	70-130
Thallium	20.0	19.8	J	99	70-130

Lab Sample ID: CRI 240-239862/88 Concentration Units: ug/L

CRQL Check Standard Source: MTTRCRIC_00037

Analyte	CRQL Check Standard				
	True	Found	Qualifiers	%R(1)	Limits
Aluminum	200	229		114	70-130
Silver	10.0	10.4		104	70-130
Barium	200	200		100	70-130
Beryllium	5.00	5.09		102	70-130
Calcium	5000	5270		105	70-130
Cadmium	5.00	5.12		102	70-130
Cobalt	10.0	9.27	J	93	70-130
Chromium	10.0	9.93	J	99	70-130

Note! Calculations are performed before rounding to avoid round-off errors in calculated results.

FORM IIB-IN

2B-IN
CRQL CHECK STANDARD
METALS

Lab Name: TestAmerica Canton Job No.: 240-67510-1

SDG No.:

Method: 6010C Instrument ID: I9

Lab Sample ID: CRI 240-239862/88 Concentration Units: ug/L

CRQL Check Standard Source: MTTRCRIC_00037

Analyte	CRQL Check Standard				
	True	Found	Qualifiers	%R(1)	Limits
Copper	20.0	21.4	J	107	70-130
Iron	200	200		100	70-130
Potassium	5000	4970	J	99	70-130
Magnesium	5000	4980	J	100	70-130
Manganese	15.0	16.1		108	70-130
Sodium	5000	5280		106	70-130
Nickel	40.0	39.1	J	98	70-130
Antimony	20.0	20.2		101	70-130
Vanadium	10.0	11.8		118	70-130
Zinc	50.0	47.2	J	94	70-130
Arsenic	15.0	15.0		100	70-130
Lead	10.0	9.79	J	98	70-130
Selenium	20.0	20.5		103	70-130
Thallium	20.0	19.3	J	96	70-130

Lab Sample ID: CRI 240-240048/20 Concentration Units: ug/L

CRQL Check Standard Source: MTTRCRIC_00037

Analyte	CRQL Check Standard				
	True	Found	Qualifiers	%R(1)	Limits
Aluminum	200	207		104	70-130
Silver	10.0	9.54	J	95	70-130
Barium	200	196	J	98	70-130
Beryllium	5.00	5.02		100	70-130
Calcium	5000	5110		102	70-130
Cadmium	5.00	4.99	J	100	70-130
Cobalt	10.0	9.81	J	98	70-130
Chromium	10.0	10.2		102	70-130
Copper	20.0	20.3	J	101	70-130
Iron	200	207		103	70-130
Potassium	5000	4850	J	97	70-130
Magnesium	5000	5110		102	70-130
Manganese	15.0	15.4		102	70-130
Sodium	5000	4930	J	99	70-130
Nickel	40.0	39.3	J	98	70-130
Antimony	20.0	20.8		104	70-130

Note! Calculations are performed before rounding to avoid round-off errors in calculated results.

FORM IIB-IN

2B-IN
CRQL CHECK STANDARD
METALS

Lab Name: TestAmerica Canton Job No.: 240-67510-1

SDG No.:

Method: 6010C Instrument ID: I9

Lab Sample ID: CRI 240-240048/20 Concentration Units: ug/L

CRQL Check Standard Source: MTTRCRIC_00037

Analyte	CRQL Check Standard				
	True	Found	Qualifiers	%R(1)	Limits
Vanadium	10.0	11.2		112	70-130
Zinc	50.0	48.9	J	98	70-130
Arsenic	15.0	15.1		101	70-130
Lead	10.0	10.3		103	70-130
Selenium	20.0	19.3	J	97	70-130
Thallium	20.0	19.9	J	99	70-130

Lab Sample ID: CRI 240-240048/78 Concentration Units: ug/L

CRQL Check Standard Source: MTTRCRIC_00037

Analyte	CRQL Check Standard				
	True	Found	Qualifiers	%R(1)	Limits
Aluminum	200	195	J	98	70-130
Silver	10.0	9.51	J	95	70-130
Barium	200	195	J	98	70-130
Beryllium	5.00	5.06		101	70-130
Calcium	5000	5000		100	70-130
Cadmium	5.00	4.97	J	99	70-130
Cobalt	10.0	10.2		102	70-130
Chromium	10.0	10.2		102	70-130
Copper	20.0	22.4	J	112	70-130
Iron	200	208		104	70-130
Potassium	5000	4810	J	96	70-130
Magnesium	5000	5200		104	70-130
Manganese	15.0	16.2		108	70-130
Sodium	5000	5020		100	70-130
Nickel	40.0	41.5		104	70-130
Antimony	20.0	17.9	J	90	70-130
Vanadium	10.0	9.70	J	97	70-130
Zinc	50.0	51.3		103	70-130
Arsenic	15.0	15.5		103	70-130
Lead	10.0	10.8		108	70-130
Selenium	20.0	19.1	J	95	70-130
Thallium	20.0	21.4		107	70-130

Note! Calculations are performed before rounding to avoid round-off errors in calculated results.

FORM IIB-IN

2B-IN
CRQL CHECK STANDARD
METALS

Lab Name: TestAmerica Canton Job No.: 240-67510-1

SDG No.:

Method: 6010C Instrument ID: I9

Lab Sample ID: CRI 240-240257/20 Concentration Units: ug/L

CRQL Check Standard Source: MTTRCRIC_00037

Analyte	CRQL Check Standard				
	True	Found	Qualifiers	%R(1)	Limits
Aluminum	200	205		103	70-130
Silver	10.0	9.80	J	98	70-130
Barium	200	196	J	98	70-130
Beryllium	5.00	5.05		101	70-130
Calcium	5000	5110		102	70-130
Cadmium	5.00	4.89	J	98	70-130
Cobalt	10.0	9.65	J	96	70-130
Chromium	10.0	10.5		105	70-130
Copper	20.0	19.4	J	97	70-130
Iron	200	213		106	70-130
Potassium	5000	4950	J	99	70-130
Magnesium	5000	5170		103	70-130
Manganese	15.0	13.2	J	88	70-130
Sodium	5000	4970	J	99	70-130
Nickel	40.0	39.6	J	99	70-130
Antimony	20.0	19.4	J	97	70-130
Vanadium	10.0	9.37	J	94	70-130
Zinc	50.0	44.9	J	90	70-130
Arsenic	15.0	15.9		106	70-130
Lead	10.0	9.32	J	93	70-130
Selenium	20.0	19.8	J	99	70-130
Thallium	20.0	20.3		102	70-130

Lab Sample ID: CRI 240-240257/94 Concentration Units: ug/L

CRQL Check Standard Source: MTTRCRIC_00037

Analyte	CRQL Check Standard				
	True	Found	Qualifiers	%R(1)	Limits
Aluminum	200	201		101	70-130
Silver	10.0	9.92	J	99	70-130
Barium	200	195	J	97	70-130
Beryllium	5.00	5.06		101	70-130
Calcium	5000	5100		102	70-130
Cadmium	5.00	4.90	J	98	70-130
Cobalt	10.0	9.68	J	97	70-130
Chromium	10.0	10.4		104	70-130

Note! Calculations are performed before rounding to avoid round-off errors in calculated results.

FORM IIB-IN

2B-IN
CRQL CHECK STANDARD
METALS

Lab Name: TestAmerica Canton Job No.: 240-67510-1

SDG No.:

Method: 6010C Instrument ID: I9

Lab Sample ID: CRI 240-240257/94 Concentration Units: ug/L

CRQL Check Standard Source: MTTRCRIC_00037

Analyte	CRQL Check Standard				
	True	Found	Qualifiers	%R(1)	Limits
Copper	20.0	19.0	J	95	70-130
Iron	200	212		106	70-130
Potassium	5000	4970	J	99	70-130
Magnesium	5000	5180		104	70-130
Manganese	15.0	13.1	J	87	70-130
Sodium	5000	5000		100	70-130
Nickel	40.0	38.9	J	97	70-130
Antimony	20.0	20.7		104	70-130
Vanadium	10.0	10.2		102	70-130
Zinc	50.0	44.8	J	90	70-130
Arsenic	15.0	15.5		103	70-130
Lead	10.0	9.90	J	99	70-130
Selenium	20.0	21.6		108	70-130
Thallium	20.0	18.5	J	93	70-130

Lab Sample ID: CRI 240-240700/20 Concentration Units: ug/L

CRQL Check Standard Source: MTTRCRIC_00038

Analyte	CRQL Check Standard				
	True	Found	Qualifiers	%R(1)	Limits
Aluminum	200	205		103	70-130
Silver	10.0	10.3		103	70-130
Barium	200	196	J	98	70-130
Beryllium	5.00	4.96	J	99	70-130
Calcium	5000	5160		103	70-130
Cadmium	5.00	5.19		104	70-130
Cobalt	10.0	9.40		94	70-130
Chromium	10.0	10.1		101	70-130
Copper	20.0	20.1	J	100	70-130
Iron	200	209		104	70-130
Potassium	5000	4910	J	98	70-130
Magnesium	5000	5120		102	70-130
Manganese	15.0	15.5		103	70-130
Sodium	5000	5020		100	70-130
Nickel	40.0	39.3	J	98	70-130
Antimony	20.0	19.0		95	70-130

Note! Calculations are performed before rounding to avoid round-off errors in calculated results.

FORM IIB-IN

2B-IN
CRQL CHECK STANDARD
METALS

Lab Name: TestAmerica Canton Job No.: 240-67510-1

SDG No.:

Method: 6010C Instrument ID: I9

Lab Sample ID: CRI 240-240700/20 Concentration Units: ug/L

CRQL Check Standard Source: MTTRCRIC_00038

Analyte	CRQL Check Standard				
	True	Found	Qualifiers	%R(1)	Limits
Vanadium	10.0	11.3		113	70-130
Zinc	50.0	50.2		100	70-130
Arsenic	15.0	15.0		100	70-130
Lead	10.0	10.1		101	70-130
Selenium	20.0	17.9		90	70-130
Thallium	20.0	19.7		98	70-130

Lab Sample ID: CRI 240-240700/115 Concentration Units: ug/L

CRQL Check Standard Source: MTTRCRIC_00038

Analyte	CRQL Check Standard				
	True	Found	Qualifiers	%R(1)	Limits
Aluminum	200	216		108	70-130
Silver	10.0	10.3		103	70-130
Barium	200	197	J	98	70-130
Beryllium	5.00	5.10		102	70-130
Calcium	5000	5220		104	70-130
Cadmium	5.00	5.13		103	70-130
Cobalt	10.0	9.36		94	70-130
Chromium	10.0	10.4		104	70-130
Copper	20.0	20.8	J	104	70-130
Iron	200	211		105	70-130
Potassium	5000	4970	J	99	70-130
Magnesium	5000	5170		103	70-130
Manganese	15.0	15.5		103	70-130
Sodium	5000	5080		102	70-130
Nickel	40.0	39.4	J	99	70-130
Antimony	20.0	21.2		106	70-130
Vanadium	10.0	10.6		106	70-130
Zinc	50.0	50.8		102	70-130
Arsenic	15.0	15.5		103	70-130
Lead	10.0	10.1		101	70-130
Selenium	20.0	17.2		86	70-130
Thallium	20.0	19.7		99	70-130

Note! Calculations are performed before rounding to avoid round-off errors in calculated results.

FORM IIB-IN

2B-IN
CRQL CHECK STANDARD
METALS

Lab Name: TestAmerica Canton Job No.: 240-67510-1

SDG No.:

Method: 7470A Instrument ID: H1

Lab Sample ID: CRA 240-240392/9-A Concentration Units: ug/L

CRQL Check Standard Source: MTHGCALW_01274

Analyte	CRQL Check Standard				
	True	Found	Qualifiers	%R(1)	Limits
Mercury	0.200	0.199	J	99	50-150

Note! Calculations are performed before rounding to avoid round-off errors in calculated results.

FORM IIB-IN

2B-IN
CRQL CHECK STANDARD
METALS

Lab Name: TestAmerica Canton Job No.: 240-67510-1

SDG No.:

Method: 7471A Instrument ID: H1

Lab Sample ID: CRA 240-239668/9-A Concentration Units: ug/L

CRQL Check Standard Source: MTHGCALW_01270

Analyte	CRQL Check Standard				
	True	Found	Qualifiers	%R(1)	Limits
Mercury	0.200	0.149	J	74	50-150

Note! Calculations are performed before rounding to avoid round-off errors in calculated results.

FORM IIB-IN

3-IN
INSTRUMENT BLANKS
METALS

Lab Name: TestAmerica Canton Job No.: 240-67510-1

SDG No.:

Concentration Units: ug/L

Analyte	RL	ICB 240-239862/5 07/26/2016 09:23		CCB 240-239862/71 07/26/2016 14:52		CCB 240-239862/83 07/26/2016 15:42		CCB 240-239862/95 07/26/2016 16:32	
		Found	C	Found	C	Found	C	Found	C
Aluminum	200	40	U	40	U	40	U	40	U
Antimony	20	3.1	U	3.1	U	3.1	U	3.1	U
Arsenic	15	3.3	U	3.3	U	3.3	U	3.3	U
Barium	200	2.4	U	2.4	U	2.4	U	2.4	U
Beryllium	5.0	0.21	U	0.21	U	0.21	U	0.21	U
Cadmium	5.0	0.29	U	0.29	U	0.29	U	0.29	U
Calcium	5000	710	U	710	U	710	U	710	U
Chromium	10	0.55	U	0.55	U	0.55	U	0.55	U
Cobalt	10	0.84	U	0.84	U	0.84	U	0.84	U
Copper	25	3.9	U	3.9	U	3.9	U	3.9	U
Iron	200	25	U	25	U	25	U	25	U
Lead	10	1.9	U	1.9	U	1.9	U	1.9	U
Magnesium	5000	230	U	230	U	230	U	230	U
Manganese	15	5.1	U	5.1	U	5.1	U	5.1	U
Nickel	40	1.6	U	1.6	U	1.6	U	1.6	U
Potassium	5000	70	U	70	U	70	U	70	U
Selenium	20	5.1	U	5.1	U	5.1	U	5.1	U
Silver	10	0.92	U	0.92	U	0.92	U	0.92	U
Sodium	5000	330	U	330	U	330	U	330	U
Thallium	20	2.1	U	2.1	U	2.1	U	2.1	U
Vanadium	10	4.4	U	4.4	U	4.4	U	4.4	U
Zinc	50	16	U	16	U	16	U	16	U

Italicized analytes were not requested for this sequence.

3-IN
INSTRUMENT BLANKS
METALS

Lab Name: TestAmerica Canton Job No.: 240-67510-1

SDG No.:

Concentration Units: ug/L

Analyte	RL	ICB 240-240048/5 07/27/2016 08:58		CCB 240-240048/61 07/27/2016 13:29		CCB 240-240048/73 07/27/2016 14:19		CCB 240-240048/85 07/27/2016 15:11	
		Found	C	Found	C	Found	C	Found	C
Arsenic	15	3.3	U	3.3	U	3.3	U	3.3	U
Calcium	5000	710	U	710	U	710	U	710	U
Copper	25	3.9	U	3.9	U	3.9	U	3.9	U
Magnesium	5000	230	U	230	U	230	U	230	U
Manganese	15	5.1	U	5.1	U	5.1	U	5.1	U
Selenium	20	5.1	U	5.1	U	5.1	U	5.1	U
Thallium	20	2.1	U	2.1	U	2.1	U	2.1	U
Aluminum	200	40	U	40	U	40	U	40	U
Antimony	20	3.1	U	3.1	U	3.1	U	3.1	U
Barium	200	2.4	U	2.4	U	2.4	U	2.4	U
Beryllium	5.0	0.21	U	0.21	U	0.21	U	0.21	U
Cadmium	5.0	0.29	U	0.29	U	0.29	U	0.29	U
Chromium	10	0.55	U	0.55	U	0.55	U	0.55	U
Cobalt	10	0.84	U	0.84	U	0.84	U	0.84	U
Iron	200	25	U	25	U	25	U	25	U
Lead	10	1.9	U	1.9	U	1.9	U	1.9	U
Nickel	40	1.6	U	1.6	U	1.6	U	1.6	U
Potassium	5000	70	U	75.3	J	99.6	J	77.8	J
Silver	10	0.92	U	0.92	U	0.92	U	0.92	U
Sodium	5000	330	U	330	U	330	U	330	U
Vanadium	10	4.4	U	4.4	U	4.4	U	4.4	U
Zinc	50	16	U	16	U	16	U	16	U

Italicized analytes were not requested for this sequence.

3-IN
INSTRUMENT BLANKS
METALS

Lab Name: TestAmerica Canton Job No.: 240-67510-1

SDG No.:

Concentration Units: ug/L

Analyte	RL	ICB 240-240257/5 07/28/2016 09:08		CCB 240-240257/75 07/28/2016 14:38		CCB 240-240257/87 07/28/2016 15:26			
		Found	C	Found	C	Found	C	Found	C
Calcium	5000	710	U	710	U	710	U		
Copper	25	3.9	U	3.9	U	3.9	U		
Aluminum	200	40	U	40	U	40	U		
Antimony	20	3.1	U	3.1	U	3.1	U		
Arsenic	15	3.3	U	3.3	U	3.3	U		
Barium	200	2.4	U	2.4	U	2.4	U		
Beryllium	5.0	0.21	U	0.238	J	0.21	U		
Cadmium	5.0	0.29	U	0.29	U	0.29	U		
Chromium	10	0.55	U	0.55	U	0.55	U		
Cobalt	10	0.84	U	0.84	U	0.84	U		
Iron	200	25	U	25	U	25	U		
Lead	10	1.9	U	1.9	U	1.9	U		
Magnesium	5000	230	U	230	U	230	U		
Manganese	15	5.1	U	5.1	U	5.1	U		
Nickel	40	1.6	U	1.6	U	1.6	U		
Potassium	5000	80.2	J	147	J	193	J		
Selenium	20	5.1	U	5.1	U	5.1	U		
Silver	10	0.92	U	0.92	U	0.92	U		
Sodium	5000	330	U	426	J	330	U		
Thallium	20	2.1	U	2.1	U	2.1	U		
Vanadium	10	4.4	U	4.4	U	4.4	U		
Zinc	50	16	U	16	U	16	U		

Italicized analytes were not requested for this sequence.

3-IN
INSTRUMENT BLANKS
METALS

Lab Name: TestAmerica Canton Job No.: 240-67510-1

SDG No.:

Concentration Units: ug/L

Analyte	RL	ICB 240-240700/5 08/01/2016 08:56		CCB 240-240700/73 08/01/2016 14:13		CCB 240-240700/85 08/01/2016 15:02		CCB 240-240700/97 08/01/2016 15:50	
		Found	C	Found	C	Found	C	Found	C
Aluminum	200	4.0	U	7.93	J	4.0	U	11.1	J
Antimony	10	3.1	U	3.1	U	3.1	U	3.1	U
Arsenic	10	3.3	U	3.3	U	3.3	U	3.3	U
Barium	200	2.4	U	2.4	U	2.4	U	2.4	U
Beryllium	5.0	0.21	U	0.21	U	0.21	U	0.21	U
Cadmium	2.0	0.29	U	0.29	U	0.333	J	0.29	U
Calcium	5000	710	U	710	U	710	U	710	U
Chromium	5.0	0.55	U	0.55	U	0.55	U	0.55	U
Cobalt	7.0	0.84	U	0.84	U	0.84	U	0.84	U
Copper	25	3.9	U	3.9	U	3.9	U	3.9	U
Iron	100	25	U	25	U	25	U	25	U
Lead	5.0	1.9	U	1.9	U	1.9	U	1.9	U
Magnesium	5000	230	U	230	U	230	U	230	U
Manganese	15	5.1	U	5.1	U	5.1	U	5.1	U
Nickel	40	1.6	U	1.6	U	1.6	U	1.6	U
Potassium	5000	70	U	76.9	J	70	U	70	U
Selenium	15	5.1	U	5.1	U	5.1	U	5.1	U
Silver	5.0	0.92	U	0.92	U	0.92	U	0.92	U
Sodium	5000	330	U	330	U	330	U	330	U
Thallium	10	2.1	U	2.1	U	2.1	U	2.1	U
Vanadium	10	4.4	U	4.4	U	4.4	U	4.4	U
Zinc	50	16	U	16	U	16	U	16	U

Italicized analytes were not requested for this sequence.

3-IN
INSTRUMENT BLANKS
METALS

Lab Name: TestAmerica Canton Job No.: 240-67510-1

SDG No.:

Concentration Units: ug/L

Analyte	RL	ICB 240-239668/8-A 07/26/2016 06:42		CCB 240-239668/11-A 07/26/2016 06:55		CCB 240-239668/11-A 07/26/2016 07:22		CCB 240-239668/11-A 07/26/2016 07:50	
		Found	C	Found	C	Found	C	Found	C
Mercury	0.60	0.090	U	0.090	U	0.090	U	0.090	U

Italicized analytes were not requested for this sequence.

3-IN
INSTRUMENT BLANKS
METALS

Lab Name: TestAmerica Canton Job No.: 240-67510-1

SDG No.:

Concentration Units: ug/L

Analyte	RL	CCB 240-239668/11-A 07/26/2016 08:17							
		Found	C	Found	C	Found	C	Found	C
Mercury	0.60	0.090	U						

Italicized analytes were not requested for this sequence.

3-IN
INSTRUMENT BLANKS
METALS

Lab Name: TestAmerica Canton Job No.: 240-67510-1

SDG No.:

Concentration Units: ug/L

Analyte	RL	ICB 240-240392/8-A 07/29/2016 12:12		CCB 240-240392/11-A 07/29/2016 15:47		CCB 240-240392/11-A 07/29/2016 16:15		CCB 240-240392/11-A 07/29/2016 16:42	
		Found	C	Found	C	Found	C	Found	C
Mercury	2.0	0.090	U	0.090	U	0.090	U	0.090	U

Italicized analytes were not requested for this sequence.

3-IN
METHOD BLANK
METALS

Lab Name: TestAmerica Canton Job No.: 240-67510-1

SDG No.:

Concentration Units: mg/Kg Lab Sample ID: MB 240-239664/1-A

Instrument Code: I9 Batch No.: 239862

CAS No.	Analyte	Concentration	C	Q	Method
7429-90-5	Aluminum	5.8	U		6010C
7440-22-4	Silver	0.063	U		6010C
7440-39-3	Barium	0.41	U		6010C
7440-41-7	Beryllium	0.026	U		6010C
7440-70-2	Calcium	23	U		6010C
7440-43-9	Cadmium	0.021	U		6010C
7440-48-4	Cobalt	0.047	U		6010C
7440-47-3	Chromium	0.108	J		6010C
7440-50-8	Copper	0.268	J		6010C
7439-89-6	Iron	3.2	U		6010C
7440-09-7	Potassium	6.2	U		6010C
7439-95-4	Magnesium	6.89	J		6010C
7439-96-5	Manganese	0.101	J		6010C
7440-23-5	Sodium	22.2	J		6010C
7440-02-0	Nickel	0.143	J		6010C
7440-36-0	Antimony	0.48	U		6010C
7440-62-2	Vanadium	0.20	U		6010C
7440-66-6	Zinc	0.56	U		6010C
7440-38-2	Arsenic	0.41	U		6010C
7439-92-1	Lead	0.20	U		6010C
7782-49-2	Selenium	0.34	U		6010C
7440-28-0	Thallium	0.13	U		6010C

3-IN
METHOD BLANK
METALS

Lab Name: TestAmerica Canton Job No.: 240-67510-1

SDG No.:

Concentration Units: mg/L Lab Sample ID: MB 240-240211/2-A

Instrument Code: I9 Batch No.: 240700

CAS No.	Analyte	Concentration	C	Q	Method
7429-90-5	Aluminum	0.0040	U		6010C
7440-22-4	Silver	0.00092	U		6010C
7440-39-3	Barium	0.0024	U		6010C
7440-41-7	Beryllium	0.00021	U		6010C
7440-70-2	Calcium	0.71	U		6010C
7440-43-9	Cadmium	0.00029	U		6010C
7440-48-4	Cobalt	0.00084	U		6010C
7440-47-3	Chromium	0.00055	U		6010C
7440-50-8	Copper	0.0039	U		6010C
7439-89-6	Iron	0.025	U		6010C
7440-09-7	Potassium	0.070	U		6010C
7439-95-4	Magnesium	0.23	U		6010C
7439-96-5	Manganese	0.00876	J		6010C
7440-23-5	Sodium	0.33	U		6010C
7440-02-0	Nickel	0.0016	U		6010C
7440-36-0	Antimony	0.0031	U		6010C
7440-62-2	Vanadium	0.0044	U		6010C
7440-66-6	Zinc	0.016	U		6010C
7440-38-2	Arsenic	0.0033	U		6010C
7439-92-1	Lead	0.0019	U		6010C
7782-49-2	Selenium	0.0051	U		6010C
7440-28-0	Thallium	0.0021	U		6010C

3-IN
METHOD BLANK
METALS - SPLP EAST

Lab Name: TestAmerica Canton Job No.: 240-67510-1

SDG No.:

Concentration Units: mg/L Lab Sample ID: LB 240-240108/1-B

Instrument Code: I9 Batch No.: 240700

CAS No.	Analyte	Concentration	C	Q	Method
7429-90-5	Aluminum	0.0347	J		6010C
7440-22-4	Silver	0.00092	U		6010C
7440-39-3	Barium	0.0024	U		6010C
7440-41-7	Beryllium	0.00021	U		6010C
7440-70-2	Calcium	0.71	U		6010C
7440-43-9	Cadmium	0.00029	U		6010C
7440-48-4	Cobalt	0.00084	U		6010C
7440-47-3	Chromium	0.000986	J		6010C
7440-50-8	Copper	0.0039	U		6010C
7439-89-6	Iron	0.025	U		6010C
7440-09-7	Potassium	0.132	J		6010C
7439-95-4	Magnesium	0.23	U		6010C
7439-96-5	Manganese	0.00896	J		6010C
7440-23-5	Sodium	10.2			6010C
7440-02-0	Nickel	0.0016	U		6010C
7440-36-0	Antimony	0.0031	U		6010C
7440-62-2	Vanadium	0.0044	U		6010C
7440-66-6	Zinc	0.016	U		6010C
7440-38-2	Arsenic	0.0033	U		6010C
7439-92-1	Lead	0.0019	U		6010C
7782-49-2	Selenium	0.0051	U		6010C
7440-28-0	Thallium	0.0021	U		6010C

3-IN
METHOD BLANK
METALS

Lab Name: TestAmerica Canton Job No.: 240-67510-1

SDG No.:

Concentration Units: mg/L Lab Sample ID: MB 240-240212/2-A

Instrument Code: H1 Batch No.: 240483

CAS No.	Analyte	Concentration	C	Q	Method
7439-97-6	Mercury	0.000090	U		7470A

FORM III-IN

3-IN
METHOD BLANK
METALS - SPLP EAST

Lab Name: TestAmerica Canton Job No.: 240-67510-1

SDG No.:

Concentration Units: mg/L Lab Sample ID: LB 240-240108/1-C

Instrument Code: H1 Batch No.: 240483

CAS No.	Analyte	Concentration	C	Q	Method
7439-97-6	Mercury	0.000090	U		7470A

FORM III-IN

3-IN
METHOD BLANK
METALS

Lab Name: TestAmerica Canton Job No.: 240-67510-1

SDG No.:

Concentration Units: mg/Kg Lab Sample ID: MB 240-239687/1-A

Instrument Code: H1 Batch No.: 239777

CAS No.	Analyte	Concentration	C	Q	Method
7439-97-6	Mercury	0.014	U		7471A

FORM III-IN

4A-IN
INTERFERENCE CHECK STANDARD
METALS

Lab Name: TestAmerica Canton Job No.: 240-67510-1

SDG No.:

Lab Sample ID: ICSA 240-239862/8 Instrument ID: I9

Lab File ID: I9072616A.asc ICS Source: MTTRICSAW_00031

Concentration Units: ug/L

Analyte	True Solution A	Found Solution A	Percent Recovery
Aluminum	**500000**	**501180**	**100**
Antimony		**-0.664**	
Arsenic		**-0.0724**	
Barium		**-0.165**	
Beryllium		**-0.121**	
Cadmium		**0.393**	
Calcium	**500000**	**468540**	**94**
Chromium		**3.11**	
Cobalt		**-0.775**	
Copper		**0.645**	
Iron	**200000**	**185360**	**93**
Lead		**4.24**	
Magnesium	**500000**	**481310**	**96**
Manganese		**1.67**	
Nickel		**7.78**	
Potassium		**35.5**	
Selenium		**-1.52**	
Silver		**-1.28**	
Sodium		**112**	
Thallium		**3.05**	
Vanadium		**-1.53**	
Zinc		**5.66**	
Boron		*-10.5*	
Lithium		*7.58*	
Molybdenum		*-2.39*	
Silicon		*8.14*	
Strontium		*7.36*	
Tin		*4.02*	
Titanium		*-1.55*	

Calculations are performed before rounding to avoid round-off errors in calculated results.

FORM IVA-IN

4A-IN
INTERFERENCE CHECK STANDARD
METALS

Lab Name: TestAmerica Canton Job No.: 240-67510-1

SDG No.:

Lab Sample ID: ICSAB 240-239862/9 Instrument ID: I9

Lab File ID: I9072616A.asc ICS Source: MTICPICSABW_00011

Concentration Units: ug/L

Analyte	True Solution AB	Found Solution AB	Found Percent Recovery
Aluminum	**500000**	**498510**	**100**
Antimony	**1000**	**1026**	**103**
Arsenic	**1000**	**1023**	**102**
Barium	**500**	**494**	**99**
Beryllium	**500**	**488**	**98**
Cadmium	**1000**	**1033**	**103**
Calcium	**500000**	**475990**	**95**
Chromium	**500**	**477**	**95**
Cobalt	**500**	**493**	**99**
Copper	**500**	**517**	**103**
Iron	**200000**	**188650**	**94**
Lead	**1000**	**911**	**91**
Magnesium	**500000**	**483880**	**97**
Manganese	**500**	**488**	**98**
Nickel	**1000**	**949**	**95**
Potassium	**10000**	**10363**	**104**
Selenium	**1000**	**1015**	**101**
Silver	**1000**	**1085**	**108**
Sodium	**10000**	**10533**	**105**
Thallium	**1000**	**953**	**95**
Vanadium	**500**	**486**	**97**
Zinc	**1000**	**1007**	**101**
Boron	*500*	*497*	*99*
Lithium	*500*	*550*	*110*
Molybdenum	*1000*	*983*	*98*
Silicon	*10000*	*9931*	*99*
Strontium	*1500*	*1465*	*98*
Tin	*500*	*509*	*102*
Titanium	*500*	*501*	*100*

Calculations are performed before rounding to avoid round-off errors in calculated results.

FORM IVA-IN

4A-IN
INTERFERENCE CHECK STANDARD
METALS

Lab Name: TestAmerica Canton Job No.: 240-67510-1

SDG No.:

Lab Sample ID: ICSA 240-240048/8 Instrument ID: I9

Lab File ID: I9072716A.asc ICS Source: MTTRICSAW_00031

Concentration Units: ug/L

Analyte	True Solution A	Found Solution A	Percent Recovery
Arsenic		**-0.734**	
Calcium	**500000**	**473730**	**95**
Copper		**1.88**	
Magnesium	**500000**	**488170**	**98**
Manganese		**1.95**	
Selenium		**2.66**	
Thallium		**1.77**	
Aluminum	*500000*	*499980*	*100*
Antimony		*0.733*	
Barium		*0.232*	
Beryllium		*0.0002*	
Boron		*-0.552*	
Cadmium		*0.194*	
Chromium		*2.95*	
Cobalt		*-0.408*	
Iron	*200000*	*187530*	*94*
Lead		*4.70*	
Lithium		*9.62*	
Molybdenum		*0.344*	
Nickel		*7.92*	
Potassium		*-4.95*	
Silicon		*-4.86*	
Silver		*-1.95*	
Sodium		*82.7*	
Strontium		*11.8*	
Tin		*3.23*	
Titanium		*-0.405*	
Vanadium		*-7.65*	
Zinc		*6.39*	

Calculations are performed before rounding to avoid round-off errors in calculated results.

FORM IVA-IN

4A-IN
INTERFERENCE CHECK STANDARD
METALS

Lab Name: TestAmerica Canton Job No.: 240-67510-1

SDG No.:

Lab Sample ID: ICSAB 240-240048/9 Instrument ID: I9

Lab File ID: I9072716A.asc ICS Source: MTICPICSABW_00011

Concentration Units: ug/L

Analyte	True Solution AB	Found Solution AB	Percent Recovery
Arsenic	**1000**	**1020**	**102**
Calcium	**500000**	**480680**	**96**
Copper	**500**	**516**	**103**
Magnesium	**500000**	**491530**	**98**
Manganese	**500**	**484**	**97**
Selenium	**1000**	**1011**	**101**
Thallium	**1000**	**954**	**95**
Aluminum	*500000*	*500320*	*100*
Antimony	*1000*	*1019*	*102*
Barium	*500*	*491*	*98*
Beryllium	*500*	*486*	*97*
Boron	*500*	*506*	*101*
Cadmium	*1000*	*1030*	*103*
Chromium	*500*	*477*	*95*
Cobalt	*500*	*496*	*99*
Iron	*200000*	*190140*	*95*
Lead	*1000*	*904*	*90*
Lithium	*500*	*554*	*111*
Molybdenum	*1000*	*979*	*98*
Nickel	*1000*	*952*	*95*
Potassium	*10000*	*10408*	*104*
Silicon	*10000*	*10011*	*100*
Silver	*1000*	*1087*	*109*
Sodium	*10000*	*10502*	*105*
Strontium	*1500*	*1456*	*97*
Tin	*500*	*513*	*103*
Titanium	*500*	*504*	*101*
Vanadium	*500*	*481*	*96*
Zinc	*1000*	*1020*	*102*

Calculations are performed before rounding to avoid round-off errors in calculated results.

FORM IVA-IN

4A-IN
INTERFERENCE CHECK STANDARD
METALS

Lab Name: TestAmerica Canton Job No.: 240-67510-1

SDG No.:

Lab Sample ID: ICSA 240-240257/8 Instrument ID: I9

Lab File ID: I9072816A.asc ICS Source: MTTRICSAW_00031

Concentration Units: ug/L

Analyte	True Solution A	Found Solution A	Percent Recovery
Calcium	**500000**	**472970**	**95**
Copper		**0.526**	
Aluminum	*500000*	*502420*	*100*
Antimony		*-4.33*	
Arsenic		*-0.803*	
Barium		*0.201*	
Beryllium		*0.0569*	
Boron		*-0.710*	
Cadmium		*0.326*	
Chromium		*3.07*	
Cobalt		*-0.488*	
Iron	*200000*	*186600*	*93*
Lead		*4.78*	
Lithium		*41.1*	
Magnesium	*500000*	*484420*	*97*
Manganese		*-0.659*	
Molybdenum		*-0.150*	
Nickel		*6.68*	
Potassium		*65.2*	
Selenium		*4.27*	
Silicon		*-13.5*	
Silver		*-1.93*	
Sodium		*71.6*	
Strontium		*12.9*	
Thallium		*1.57*	
Tin		*2.47*	
Titanium		*-0.502*	
Vanadium		*-4.60*	
Zinc		*1.35*	

Calculations are performed before rounding to avoid round-off errors in calculated results.

FORM IVA-IN

4A-IN
INTERFERENCE CHECK STANDARD
METALS

Lab Name: TestAmerica Canton Job No.: 240-67510-1

SDG No.:

Lab Sample ID: ICSAB 240-240257/9 Instrument ID: I9

Lab File ID: I9072816A.asc ICS Source: MTICPICSABW_00011

Concentration Units: ug/L

Analyte	True Solution AB	Found Solution AB	Found Percent Recovery
Calcium	**500000**	**484160**	**97**
Copper	**500**	**515**	**103**
Aluminum	*500000*	*507320*	*101*
Antimony	*1000*	*1021*	*102*
Arsenic	*1000*	*1019*	*102*
Barium	*500*	*486*	*97*
Beryllium	*500*	*481*	*96*
Boron	*500*	*506*	*101*
Cadmium	*1000*	*1028*	*103*
Chromium	*500*	*475*	*95*
Cobalt	*500*	*491*	*98*
Iron	*200000*	*190440*	*95*
Lead	*1000*	*901*	*90*
Lithium	*500*	*567*	*113*
Magnesium	*500000*	*491540*	*98*
Manganese	*500*	*481*	*96*
Molybdenum	*1000*	*977*	*98*
Nickel	*1000*	*944*	*94*
Potassium	*10000*	*10485*	*105*
Selenium	*1000*	*1008*	*101*
Silicon	*10000*	*10034*	*100*
Silver	*1000*	*1079*	*108*
Sodium	*10000*	*10504*	*105*
Strontium	*1500*	*1440*	*96*
Thallium	*1000*	*945*	*94*
Tin	*500*	*507*	*101*
Titanium	*500*	*497*	*99*
Vanadium	*500*	*473*	*95*
Zinc	*1000*	*999*	*100*

Calculations are performed before rounding to avoid round-off errors in calculated results.

FORM IVA-IN

4A-IN
INTERFERENCE CHECK STANDARD
METALS

Lab Name: TestAmerica Canton Job No.: 240-67510-1

SDG No.:

Lab Sample ID: ICSA 240-240700/8 Instrument ID: I9

Lab File ID: I9080116A.asc ICS Source: MTTRICSAW_00031

Concentration Units: ug/L

Analyte	True Solution A	Found Solution A	Percent Recovery
Aluminum	**500000**	**512620**	**103**
Antimony		**-0.175**	
Arsenic		**-1.33**	
Barium		**0.244**	
Beryllium		**0.0779**	
Cadmium		**0.506**	
Calcium	**500000**	**484870**	**97**
Chromium		**3.27**	
Cobalt		**-1.01**	
Copper		**1.41**	
Iron	**200000**	**190070**	**95**
Lead		**1.31**	
Magnesium	**500000**	**493490**	**99**
Manganese		**2.09**	
Nickel		**6.68**	
Potassium		**31.7**	
Selenium		**1.85**	
Silver		**-1.23**	
Sodium		**85.9**	
Thallium		**1.17**	
Vanadium		**-1.99**	
Zinc		**6.94**	
Boron		*-1.01*	
Lithium		*34.5*	
Molybdenum		*-0.781*	
Silicon		*-42.3*	
Strontium		*8.29*	
Tin		*3.48*	
Titanium		*-0.420*	

Calculations are performed before rounding to avoid round-off errors in calculated results.

FORM IVA-IN

4A-IN
INTERFERENCE CHECK STANDARD
METALS

Lab Name: TestAmerica Canton Job No.: 240-67510-1

SDG No.:

Lab Sample ID: ICSAB 240-240700/9 Instrument ID: I9

Lab File ID: I9080116A.asc ICS Source: MTICPICSABW_00011

Concentration Units: ug/L

Analyte	True Solution AB	Found Solution AB	Percent Recovery
Aluminum	**500000**	**507640**	**102**
Antimony	**1000**	**1016**	**102**
Arsenic	**1000**	**1008**	**101**
Barium	**500**	**485**	**97**
Beryllium	**500**	**479**	**96**
Cadmium	**1000**	**1022**	**102**
Calcium	**500000**	**484020**	**97**
Chromium	**500**	**475**	**95**
Cobalt	**500**	**488**	**98**
Copper	**500**	**515**	**103**
Iron	**200000**	**190250**	**95**
Lead	**1000**	**896**	**90**
Magnesium	**500000**	**490630**	**98**
Manganese	**500**	**486**	**97**
Nickel	**1000**	**938**	**94**
Potassium	**10000**	**10446**	**104**
Selenium	**1000**	**996**	**100**
Silver	**1000**	**1076**	**108**
Sodium	**10000**	**10444**	**104**
Thallium	**1000**	**944**	**94**
Vanadium	**500**	**478**	**96**
Zinc	**1000**	**994**	**99**
Boron	*500*	*499*	*100*
Lithium	*500*	*562*	*112*
Molybdenum	*1000*	*974*	*97*
Silicon	*10000*	*10019*	*100*
Strontium	*1500*	*1435*	*96*
Tin	*500*	*502*	*100*
Titanium	*500*	*498*	*100*

Calculations are performed before rounding to avoid round-off errors in calculated results.

FORM IVA-IN

5A-IN
MATRIX SPIKE SAMPLE RECOVERY
METALS - SPLP EAST

Client ID: BLD-SLAG3-071416 MS
Lab ID: 240-67510-6 MS
Lab Name: TestAmerica Canton
Job No.: 240-67510-1
SDG No.:
Matrix: Solid
Concentration Units: mg/L
% Solids:

Analyte	SSR	C	Sample Result (SR)	C	Spike Added (SA)	%R	Control Limit %R	Q	Method
Mercury	0.00488		0.000090	U	0.00500	98	80-120		7470A

SSR = Spiked Sample Result

Calculations are performed before rounding to avoid round-off errors in calculated results.

FORM VA - IN

5A-IN
MATRIX SPIKE SAMPLE RECOVERY
METALS

Client ID: | Lab ID: 240-67505-F-2-F MS

Lab Name: TestAmerica Canton | Job No.: 240-67510-1

SDG No.:

Matrix: Solid | Concentration Units: mg/Kg

% Solids: 80.8

Analyte	SSR	C	Sample Result (SR)	C	Spike Added (SA)	%R	Control Limit %R	Q	Method
Aluminum	26000		26000		206	-119	75-125	4	6010C
Silver	3.72		0.50	J	5.16	63	75-125	F1	6010C
Barium	368		280		206	44	75-125	F1	6010C
Beryllium	7.24		4.4		5.16	55	75-125	F1	6010C
Cadmium	2.98		0.12	J	5.16	56	75-125	F1	6010C
Cobalt	38.0		4.0		51.6	66	75-125	F1	6010C
Chromium	21.9		12		20.6	47	75-125	F1	6010C
Iron	3260		6000		103	-2643	75-125	4	6010C
Potassium	4280		1500		5160	54	75-125	F1	6010C
Magnesium	28700		25000		5160	76	75-125	4	6010C
Sodium	4270		1300		5160	58	75-125	F1	6010C
Nickel	43.0		11		51.6	62	75-125	F1	6010C
Antimony	8.58		0.53	U	51.6	17	75-125	F1	6010C
Vanadium	31.7		8.3		51.6	45	75-125	F1	6010C
Zinc	46.6		18		51.6	56	75-125	F1	6010C
Lead	26.1		4.1		51.6	43	75-125	F1	6010C

SSR = Spiked Sample Result

Calculations are performed before rounding to avoid round-off errors in calculated results.
Note - Results and Reporting Limits have been adjusted for dry weight.

FORM VA - IN

5A-IN
MATRIX SPIKE SAMPLE RECOVERY
METALS

Client ID: | Lab ID: 240-67505-F-2-I MS

Lab Name: TestAmerica Canton | Job No.: 240-67510-1

SDG No.:

Matrix: Solid | Concentration Units: mg/Kg

% Solids: 80.8

Analyte	SSR	C	Sample Result (SR)	C	Spike Added (SA)	%R	Control Limit %R	Q	Method
Mercury	0.210		0.017	U	0.217	97	80-120		7471A

SSR = Spiked Sample Result

Calculations are performed before rounding to avoid round-off errors in calculated results.
Note - Results and Reporting Limits have been adjusted for dry weight.

FORM VA - IN

5A-IN
MATRIX SPIKE DUPLICATE SAMPLE RECOVERY
METALS - SPLP EAST

Client ID: BLD-SLAG3-071416 MSD
Lab ID: 240-67510-6 MSD
Lab Name: TestAmerica Canton
Job No.: 240-67510-1
SDG No.:
Matrix: Solid
Concentration Units: mg/L
% Solids:

Analyte	(SDR) C		Spike Added (SA)	%R	Control Limit %R	RPD	RPD Limit	Q	Method
Mercury	0.00498		0.00500	100	80-120	2	20		7470A

SDR = Sample Duplicate Result

Calculations are performed before rounding to avoid round-off errors in calculated results.

FORM VD - IN

5A-IN
MATRIX SPIKE DUPLICATE SAMPLE RECOVERY
METALS

Client ID: Lab ID: 240-67505-F-2-G MSD

Lab Name: TestAmerica Canton Job No.: 240-67510-1

SDG No.:

Matrix: Solid Concentration Units: mg/Kg

% Solids: 80.8

Analyte	(SDR) C		Spike Added (SA)	%R	Control Limit %R	RPD	RPD Limit	Q	Method
Aluminum	27300		206	545	75-125	5	20	4	6010C
Silver	3.98		5.16	68	75-125	7	20	F1	6010C
Barium	388		206	54	75-125	5	20	F1	6010C
Beryllium	7.50		5.16	60	75-125	4	20	F1	6010C
Cadmium	3.17		5.16	59	75-125	6	20	F1	6010C
Cobalt	41.3		51.6	72	75-125	8	20	F1	6010C
Chromium	32.9		20.6	101	75-125	40	20	F2	6010C
Iron	8820		103	2744	75-125	92	20	4 F2	6010C
Potassium	4560		5160	60	75-125	6	20	F1	6010C
Magnesium	29200		5160	84	75-125	2	20	4	6010C
Sodium	4470		5160	62	75-125	5	20	F1	6010C
Nickel	53.2		51.6	82	75-125	21	20	F2	6010C
Antimony	9.80		51.6	19	75-125	13	20	F1	6010C
Vanadium	36.8		51.6	55	75-125	15	20	F1	6010C
Zinc	51.0		51.6	65	75-125	9	20	F1	6010C
Lead	27.7		51.6	46	75-125	6	20	F1	6010C

SDR = Sample Duplicate Result

Calculations are performed before rounding to avoid round-off errors in calculated results.
Note - Results and Reporting Limits have been adjusted for dry weight.

FORM VD - IN

5A-IN
MATRIX SPIKE DUPLICATE SAMPLE RECOVERY
METALS

Client ID: | Lab ID: 240-67505-F-2-J MSD

Lab Name: TestAmerica Canton | Job No.: 240-67510-1

SDG No.:

Matrix: Solid | Concentration Units: mg/Kg

% Solids: 80.8

Analyte	(SDR) C		Spike Added (SA)	%R	Control Limit %R	RPD	RPD Limit	Q	Method
Mercury	0.216		0.217	99	80-120	2	20		7471A

SDR = Sample Duplicate Result

Calculations are performed before rounding to avoid round-off errors in calculated results.
Note - Results and Reporting Limits have been adjusted for dry weight.

FORM VD - IN

5B-IN
POST DIGESTION SPIKE SAMPLE RECOVERY
METALS

Client ID: Lab ID: 240-67505-F-2-E PDS

Lab Name: TestAmerica Canton Job No.: 240-67510-1

SDG No.:

Matrix: Solid Concentration Units: mg/Kg

Analyte	SSR	C	Sample Result (SR)	C	Spike Added (SA)	%R	Control Limit %R	Q	Method
Silver	5.09		0.50	J	5.52	83	80-120		6010C
Barium	436		280		221	72	80-120	W	6010C
Beryllium	8.49		4.4		5.52	74	80-120	W	6010C
Cadmium	4.28		0.12	J	5.52	75	80-120	W	6010C
Cobalt	58.8		4.0		55.2	99	80-120		6010C
Chromium	26.9		12		22.1	67	80-120	W	6010C
Potassium	5840		1500		5520	79	80-120	W	6010C
Sodium	5640		1300		5520	79	80-120	W	6010C
Nickel	66.0		11		55.2	99	80-120		6010C
Antimony	43.1		0.53	U	55.2	78	80-120	W	6010C
Vanadium	46.6		8.3		55.2	69	80-120	W	6010C
Zinc	72.8		18		55.2	100	80-120		6010C
Lead	39.0		4.1		55.2	63	80-120	W	6010C

SSR = Spiked Sample Result

Calculations are performed before rounding to avoid round-off errors in calculated results.
Note - Results and Reporting Limits have been adjusted for dry weight.

FORM VB - IN

7A-IN
LAB CONTROL SAMPLE
METALS

Lab ID: LCS 240-239664/2-A

Lab Name: TestAmerica Canton Job No.: 240-67510-1

Sample Matrix: Solid LCS Source: MTICP1_00053

Analyte	Solid(mg/Kg)							
	True	Found	C	%R	Limits		Q	Method
Aluminum	200	187		93	80	120		6010C
Silver	5.00	4.78		96	80	120		6010C
Barium	200	188		94	80	120		6010C
Beryllium	5.00	4.92		98	80	120		6010C
Calcium	5000	4750		95	80	120		6010C
Cadmium	5.00	4.65		93	80	120		6010C
Cobalt	50.0	45.6		91	80	120		6010C
Chromium	20.0	18.3		91	80	120		6010C
Copper	25.0	23.9		95	80	120		6010C
Iron	100	93.1		93	80	120		6010C
Potassium	5000	4660		93	80	120		6010C
Magnesium	5000	4520		90	80	120		6010C
Manganese	50.0	44.7		89	80	120		6010C
Sodium	5000	4780		96	80	120		6010C
Nickel	50.0	47.1		94	80	120		6010C
Antimony	50.0	47.8		96	80	120		6010C
Vanadium	50.0	47.2		94	80	120		6010C
Zinc	50.0	47.7		95	80	120		6010C
Arsenic	200	189		94	80	120		6010C
Lead	50.0	44.7		89	80	120		6010C
Selenium	200	190		95	80	120		6010C
Thallium	200	179		89	80	120		6010C

Calculations are performed before rounding to avoid round-off errors in calculated results.

FORM VIIA - IN

7A-IN
LAB CONTROL SAMPLE
METALS

Lab ID: LCS 240-240211/3-A

Lab Name: TestAmerica Canton Job No.: 240-67510-1

Sample Matrix: Water LCS Source: MTICP1_00053

Analyte	Water(mg/L)							
	True	Found	C	%R	Limits		Q	Method
Aluminum	2.00	2.20		110	50	150		6010C
Silver	0.0500	0.0528		106	50	150		6010C
Barium	2.00	2.04		102	50	150		6010C
Beryllium	0.0500	0.0532		106	50	150		6010C
Calcium	50.0	53.8		108	50	150		6010C
Cadmium	0.0500	0.0529		106	50	150		6010C
Cobalt	0.500	0.515		103	50	150		6010C
Chromium	0.200	0.208		104	50	150		6010C
Copper	0.250	0.265	J	106	50	150		6010C
Iron	1.00	1.09		109	50	150		6010C
Potassium	50.0	52.1		104	50	150		6010C
Magnesium	50.0	52.8		106	50	150		6010C
Manganese	0.500	0.527		105	50	150		6010C
Sodium	50.0	62.1		124	50	150		6010C
Nickel	0.500	0.527		105	50	150		6010C
Antimony	0.500	0.528		106	50	150		6010C
Vanadium	0.500	0.532		106	50	150		6010C
Zinc	0.500	0.545	J	109	50	150		6010C
Arsenic	2.00	2.13		106	50	150		6010C
Lead	0.500	0.505		101	50	150		6010C
Selenium	2.00	2.13		106	50	150		6010C
Thallium	2.00	2.04		102	50	150		6010C

Calculations are performed before rounding to avoid round-off errors in calculated results.

FORM VIIA - IN

7A-IN
LAB CONTROL SAMPLE
METALS

Lab ID: LCS 240-240212/3-A

Lab Name: TestAmerica Canton | Job No.: 240-67510-1

Sample Matrix: Water | LCS Source: MTHGCALW_01273

Analyte	Water(mg/L)							
	True	Found	C	%R	Limits		Q	Method
Mercury	0.00500	0.00529		106	80	120		7470A

Calculations are performed before rounding to avoid round-off errors in calculated results.

FORM VIIA - IN

7A-IN
LAB CONTROL SAMPLE
METALS

Lab ID: LCS 240-239687/2-A

Lab Name: TestAmerica Canton | Job No.: 240-67510-1

Sample Matrix: Solid | LCS Source: MTHGCALW_01270

Analyte	Solid(mg/Kg)							
	True	Found	C	%R	Limits		Q	Method
Mercury	0.833	0.872		105	80	120		7471A

Calculations are performed before rounding to avoid round-off errors in calculated results.

FORM VIIA - IN

8-IN
ICP-AES AND ICP-MS SERIAL DILUTIONS
METALS - SPLP EAST

Lab ID: 240-67510-6

SDG No:

Lab Name: TestAmerica Canton Job No: 240-67510-1

Matrix: Solid Concentration Units: mg/L

Analyte	Initial Sample Result (I)	C	Serial Dilution Result (S)	C	% Difference	Q	Method
Aluminum	0.20		0.216	J	NC		6010C
Silver	0.00092	U	0.0046	U	NC		6010C
Barium	0.11	J	0.108	J	NC		6010C
Beryllium	0.00021	U	0.0011	U	NC		6010C
Calcium	29		29.0		NC		6010C
Cadmium	0.00029	U	0.0015	U	NC		6010C
Cobalt	0.00084	U	0.0042	U	NC		6010C
Chromium	0.0023	J	0.0028	U	NC		6010C
Copper	0.0039	U	0.020	U	NC		6010C
Iron	0.025	U	0.13	U	NC		6010C
Potassium	0.56	J	0.493	J	NC		6010C
Magnesium	0.95	J	1.2	U	NC		6010C
Manganese	0.024		0.0274	J	NC		6010C
Sodium	26		26.7		1.7		6010C
Nickel	0.0016	U	0.0080	U	NC		6010C
Antimony	0.0046	J	0.016	U	NC		6010C
Vanadium	0.0070	J	0.022	U	NC		6010C
Zinc	0.016	U	0.080	U	NC		6010C
Arsenic	0.0033	U	0.017	U	NC		6010C
Lead	0.0019	U	0.0095	U	NC		6010C
Selenium	0.0051	U	0.026	U	NC		6010C
Thallium	0.0021	U	0.011	U	NC		6010C

Calculations are performed before rounding to avoid round-off errors in calculated results.

FORM VIII-IN

8-IN
ICP-AES AND ICP-MS SERIAL DILUTIONS
METALS

Lab ID: 240-67505-F-2-E SD ^5

SDG No:

Lab Name: TestAmerica Canton Job No: 240-67510-1

Matrix: Solid Concentration Units: mg/Kg

Analyte	Initial Sample Result (I)	C	Serial Dilution Result (S)	C	% Difference	Q	Method
Aluminum	26000		32900		25	V	6010C
Silver	0.50	J	0.543	J	NC		6010C
Barium	280		348		26	V	6010C
Beryllium	4.4		5.81		32	V	6010C
Cadmium	0.12	J	0.148	J	NC		6010C
Cobalt	4.0		3.56	J	11	V	6010C
Chromium	12		16.2		34	V	6010C
Iron	6000		7980		33	V	6010C
Potassium	1500		1820	J	23	V	6010C
Magnesium	25000		32600		31	V	6010C
Sodium	1300		1640	J	29	V	6010C
Nickel	11		11.5	J	3.2		6010C
Antimony	0.53	U	2.7	U	NC		6010C
Vanadium	8.3		9.73		NC		6010C
Zinc	18		16.8	J	NC		6010C
Lead	4.1		5.41	J	NC		6010C

Calculations are performed before rounding to avoid round-off errors in calculated results.

FORM VIII-IN

9-IN
DETECTION LIMITS
METALS

Lab Name: TestAmerica Canton Job Number: 240-67510-1

SDG Number:

Matrix: Solid Instrument ID: I9

Method: 6010C MDL Date: 09/09/2014 14:47

Prep Method: 3050B

Analyte	Wavelength/ Mass	RL (mg/Kg)	MDL (mg/Kg)
Aluminum	308.215	20	5.8
Antimony	206.838	2	0.48
Arsenic	189.042	1.5	0.41
Barium	493.409	20	0.41
Beryllium	313.042	0.5	0.026
Cadmium	226.502	0.5	0.021
Calcium	317.933	500	23
Chromium	267.716	1	0.075
Cobalt	228.616	1	0.047
Copper	324.753	2.5	0.23
Iron	271.441	20	3.2
Lead	220.353	1	0.2
Magnesium	279.078	500	5.2
Manganese	257.610	1.5	0.084
Nickel	231.604	4	0.08
Potassium	766.491	500	6.2
Selenium	196.026	2	0.34
Silver	328.068	1	0.063
Sodium	330.232	500	19
Thallium	190.864	2	0.13
Vanadium	292.402	1	0.2
Zinc	213.856	5	0.56

9-IN
CALIBRATION BLANK DETECTION LIMITS
METALS

Lab Name: TestAmerica Canton Job Number: 240-67510-1

SDG Number:

Matrix: Solid Instrument ID: I9

Method: 6010C XMDL Date: 05/06/2016 13:50

Analyte	Wavelength/ Mass	XRL (ug/L)	XMDL (ug/L)
Aluminum	308.215	200	40
Antimony	206.838	20	3.1
Arsenic	189.042	15	3.3
Barium	493.409	200	2.4
Beryllium	313.042	5	0.21
Cadmium	226.502	5	0.29
Calcium	317.933	5000	710
Chromium	267.716	10	0.55
Cobalt	228.616	10	0.84
Copper	324.753	25	3.9
Iron	271.441	200	25
Lead	220.353	10	1.9
Magnesium	279.078	5000	230
Manganese	257.610	15	5.1
Nickel	231.604	40	1.6
Potassium	766.491	5000	70
Selenium	196.026	20	5.1
Silver	328.068	10	0.92
Sodium	330.232	5000	330
Thallium	190.864	20	2.1
Vanadium	292.402	10	4.4
Zinc	213.856	50	16

9-IN
DETECTION LIMITS
METALS - SPLP EAST

Lab Name: TestAmerica Canton Job Number: 240-67510-1

SDG Number:

Matrix: Solid Instrument ID: I9

Method: 6010C MDL Date: 05/09/2016 09:01

Prep Method: 3010A

Leach Method: 1312

Analyte	Wavelength/ Mass	RL (mg/L)	MDL (mg/L)
Aluminum	308.215	0.2	0.004
Antimony	206.838	0.3	0.0031
Arsenic	189.042	0.05	0.0033
Barium	493.409	0.5	0.0024
Beryllium	313.042	0.005	0.00021
Cadmium	226.502	0.05	0.00029
Calcium	317.933	5	0.71
Chromium	267.716	0.05	0.00055
Cobalt	228.616	0.05	0.00084
Copper	324.753	1	0.0039
Iron	271.441	0.2	0.025
Lead	220.353	0.05	0.0019
Magnesium	279.078	5	0.23
Manganese	257.610	0.015	0.0051
Nickel	231.604	0.04	0.0016
Potassium	766.491	5	0.07
Selenium	196.026	0.05	0.0051
Silver	328.068	0.05	0.00092
Sodium	330.232	5	0.33
Thallium	190.864	2	0.0021
Vanadium	292.402	0.05	0.0044
Zinc	213.856	1	0.016

9-IN
CALIBRATION BLANK DETECTION LIMITS
METALS - SPLP EAST

Lab Name: TestAmerica Canton Job Number: 240-67510-1

SDG Number:

Matrix: Solid Instrument ID: I9

Method: 6010C XMDL Date: 05/09/2016 09:02

Analyte	Wavelength/ Mass	XRL (ug/L)	XMDL (mg/L)
Aluminum	308.215	200	0.004
Antimony	206.838	10	0.0031
Arsenic	189.042	10	0.0033
Barium	493.409	200	0.0024
Beryllium	313.042	5	0.00021
Cadmium	226.502	2	0.00029
Calcium	317.933	5000	0.71
Chromium	267.716	5	0.00055
Cobalt	228.616	7	0.00084
Copper	324.753	25	0.0039
Iron	271.441	100	0.025
Lead	220.353	5	0.0019
Magnesium	279.078	5000	0.23
Manganese	257.610	15	0.0051
Nickel	231.604	40	0.0016
Potassium	766.491	5000	0.07
Selenium	196.026	15	0.0051
Silver	328.068	5	0.00092
Sodium	330.232	5000	0.33
Thallium	190.864	10	0.0021
Vanadium	292.402	10	0.0044
Zinc	213.856	50	0.016

9-IN
DETECTION LIMITS
METALS - SPLP EAST

Lab Name: TestAmerica Canton Job Number: 240-67510-1

SDG Number:

Matrix: Solid Instrument ID: H1

Method: 7470A MDL Date: 09/17/2014 14:10

Prep Method: 7470A

Leach Method: 1312

Analyte	Wavelength/ Mass	RL (mg/L)	MDL (mg/L)
Mercury	253.7	0.002	0.00009

9-IN
CALIBRATION BLANK DETECTION LIMITS
METALS - SPLP EAST

Lab Name: TestAmerica Canton Job Number: 240-67510-1

SDG Number:

Matrix: Solid Instrument ID: H1

Method: 7470A XMDL Date: 09/17/2014 14:11

Analyte	Wavelength/ Mass	XRL (ug/L)	XMDL (mg/L)
Mercury	253.7	2	0.00009

9-IN
DETECTION LIMITS
METALS

Lab Name: TestAmerica Canton Job Number: 240-67510-1

SDG Number:

Matrix: Solid Instrument ID: H1

Method: 7471A MDL Date: 09/17/2014 14:20

Prep Method: 7471A

Analyte	Wavelength/ Mass	RL (mg/Kg)	MDL (mg/Kg)
Mercury	253.7	0.1	0.014

9-IN
CALIBRATION BLANK DETECTION LIMITS
METALS

Lab Name: TestAmerica Canton Job Number: 240-67510-1

SDG Number:

Matrix: Solid Instrument ID: H1

Method: 7471A XMDL Date: 09/17/2014 14:15

Analyte	Wavelength/ Mass	XRL (ug/L)	XMDL (ug/L)
Mercury	253.7	0.6	0.09

10-IN
ICP-AES INTERELEMENT CORRECTION FACTORS
METALS

Lab Name: TestAmerica Canton Job Number: 240-67510-1

SDG No.:

ICP-AES Instrument ID: I9 Date: 02/23/2016

Analyte	Wave Length	Al	As	Ca	Co	Cr	Cu	Fe	Mn	Mo	Ni	Si	Ti	Tl	V
Aluminum										0.016774					0.022189
Antimony		-0.000066			0.000057			-0.000015							0.002792
Arsenic		0.00002			-0.000415	0.000782			-0.000355	0.002551					
Barium															
Beryllium															0.000029
Boron															
Cadmium			0.010288					-0.000004							
Calcium															
Chromium															
Cobalt													0.002140		
Copper				0.000018	0.000199			0.000009							
Iron															
Lead		-0.000108					0.000101	0.000044			0.000131	0.000064			
Lithium															
Magnesium															
Manganese															
Molybdenum															
Nickel					0.000518			0.000057							
Potassium															
Selenium		-0.000013							0.000338						
Silver															
Sodium															
Strontium															
Thallium		0.000012			0.003074			-0.000019	-0.002934						0.001707
Tin															
Titanium															
Vanadium								0.000038							
Zinc						-0.001092									

X-IN

11-IN
LINEAR RANGES
METALS

Lab Name: TestAmerica Canton Job No: 240-67510-1

SDG No.:

Instrument ID: I9 Date: 02/25/2016 13:19

Analyte	Integ. Time (Sec.)	Concentration (ug/L)	Method
Aluminum		500000	6010C
Silver		2000	6010C
Barium		20000	6010C
Beryllium		4000	6010C
Calcium		800000	6010C
Cadmium		2000	6010C
Cobalt		10000	6010C
Chromium		20000	6010C
Copper		30000	6010C
Iron		500000	6010C
Potassium		500000	6010C
Magnesium		500000	6010C
Manganese		15000	6010C
Sodium		500000	6010C
Nickel		30000	6010C
Antimony		10000	6010C
Vanadium		5000	6010C
Zinc		10000	6010C
Arsenic		5000	6010C
Lead		15000	6010C
Selenium		10000	6010C
Thallium		10000	6010C

11-IN
LINEAR RANGES
METALS

Lab Name: TestAmerica Canton Job No: 240-67510-1

SDG No.:

Instrument ID: H1 Date: 12/10/2013 15:54

Analyte	Integ. Time (Sec.)	Concentration (ppb)	Method
Mercury		10	7470A
Mercury		10	7471A

12-IN
PREPARATION LOG
METALS

Lab Name: TestAmerica Canton Job No.: 240-67510-1

SDG No.:

Prep Method: 3050B

Lab Sample ID	Preparation Date	Prep Batch	Initial Weight (g)	Initial Volume	Final Volume (mL)
MB 240-239664/1-A	07/25/2016 11:47	239664	1.00		100
LCS 240-239664/2-A	07/25/2016 11:47	239664	1.00		100
240-67505-F-2-F MS	07/25/2016 11:47	239664	1.20		100
240-67505-F-2-G MSD	07/25/2016 11:47	239664	1.20		100
240-67510-1	07/25/2016 11:47	239664	1.04		100
240-67510-2	07/25/2016 11:47	239664	1.36		100
240-67510-3	07/25/2016 11:47	239664	1.38		100
240-67510-4	07/25/2016 11:47	239664	1.00		100
240-67510-5	07/25/2016 11:47	239664	1.40		100
240-67510-6	07/25/2016 11:47	239664	1.18		100

12-IN
PREPARATION LOG
METALS

Lab Name: TestAmerica Canton Job No.: 240-67510-1

SDG No.:

Prep Method: 3010A

Lab Sample ID	Preparation Date	Prep Batch	Initial Weight	Initial Volume (mL)	Final Volume (mL)
LB 240-240108/1-B	07/28/2016 10:38	240211		50	50
MB 240-240211/2-A	07/28/2016 10:38	240211		50	50
LCS 240-240211/3-A	07/28/2016 10:38	240211		50	50
240-67510-1	07/28/2016 10:38	240211		50	50
240-67510-2	07/28/2016 10:39	240211		50	50
240-67510-3	07/28/2016 10:39	240211		50	50
240-67510-4	07/28/2016 10:39	240211		50	50
240-67510-5	07/28/2016 10:39	240211		50	50
240-67510-6	07/28/2016 10:39	240211		50	50

12-IN
PREPARATION LOG
METALS

Lab Name: TestAmerica Canton Job No.: 240-67510-1

SDG No.:

Prep Method: 7471A

Lab Sample ID	Preparation Date	Prep Batch	Initial Weight (g)	Initial Volume	Final Volume (mL)
MB 240-239687/1-A	07/25/2016 13:21	239687	0.60		100
LCS 240-239687/2-A	07/25/2016 13:21	239687	0.60		100
240-67505-F-2-I MS	07/25/2016 13:21	239687	0.57		100
240-67505-F-2-J MSD	07/25/2016 13:21	239687	0.57		100
240-67510-1	07/25/2016 13:21	239687	0.52		100
240-67510-2	07/25/2016 13:21	239687	0.57		100
240-67510-3	07/25/2016 13:21	239687	0.53		100
240-67510-4	07/25/2016 13:21	239687	0.61		100
240-67510-5	07/25/2016 13:21	239687	0.52		100
240-67510-6	07/25/2016 13:21	239687	0.50		100

12-IN
PREPARATION LOG
METALS

Lab Name: TestAmerica Canton Job No.: 240-67510-1

SDG No.:

Prep Method: 7470A

Lab Sample ID	Preparation Date	Prep Batch	Initial Weight	Initial Volume (mL)	Final Volume (mL)
LB 240-240108/1-C	07/28/2016 12:00	240212		50	50
MB 240-240212/2-A	07/28/2016 12:00	240212		50	50
LCS 240-240212/3-A	07/28/2016 12:00	240212		50	50
240-67510-6	07/28/2016 12:00	240212		50	50
240-67510-6 MS	07/28/2016 12:00	240212		50	50
240-67510-6 MSD	07/28/2016 12:00	240212		50	50
240-67510-1	07/28/2016 12:00	240212		50	50
240-67510-2	07/28/2016 12:00	240212		50	50
240-67510-3	07/28/2016 12:00	240212		50	50
240-67510-4	07/28/2016 12:00	240212		50	50
240-67510-5	07/28/2016 12:00	240212		50	50

13-IN
ANALYSIS RUN LOG
METALS

Lab Name: TestAmerica Canton Job No.: 240-67510-1

SDG No.:

Instrument ID: I9 Analysis Method: 6010C

Start Date: 07/26/2016 09:07 End Date: 07/27/2016 01:20

Lab Sample Id	D/F	Type	Time	Analytes																											
				Ag	Al	As	Ba	Be	Ca	Cd	Co	Cr	Cu	Fe	K	Mg	Mn	Na	Ni	Pb	Sb	Se	Tl	V	Zn							
ICIS 240-239862/1	1		09:07	X	X	X	X	X	X	X	X	X	X	X	X	X	X	X	X	X	X	X	X	X	X							
CALSTD 240-239862/2 IC			09:11	X	X	X	X	X	X	X	X	X	X	X	X	X	X	X	X	X	X	X	X	X	X							
CALSTD 240-239862/3 IC			09:15	X	X	X	X	X	X	X	X	X	X	X	X	X	X	X	X	X	X	X	X	X	X							
ICV 240-239862/4	1		09:19	X	X	X	X	X	X	X	X	X	X	X	X	X	X	X	X	X	X	X	X	X	X							
ICB 240-239862/5	1		09:23	X	X	X	X	X	X	X	X	X	X	X	X	X	X	X	X	X	X	X	X	X	X							
CRI 240-239862/6			09:27																													
ZZZZZZ			09:31																													
ICSA 240-239862/8	1		09:35	X	X	X	X	X	X	X	X	X	X	X	X	X	X	X	X	X	X	X	X	X	X							
ICSAB 240-239862/9	1		09:39	X	X	X	X	X	X	X	X	X	X	X	X	X	X	X	X	X	X	X	X	X	X							
CCV 240-239862/10			09:43																													
CCB 240-239862/11			09:47																													
ZZZZZZ			09:51																													
ZZZZZZ			09:55																													
ZZZZZZ			10:00																													
ZZZZZZ			10:04																													
ZZZZZZ			10:08																													
ZZZZZZ			10:12																													
CCV 240-239862/18			10:21																													
CCB 240-239862/19			10:25																													
CRI 240-239862/20	1		10:29	X	X	X	X	X	X	X	X	X	X	X	X	X	X	X	X	X	X	X	X	X	X							
ZZZZZZ			10:33																													
ZZZZZZ			10:38																													
ZZZZZZ			10:41																													
ZZZZZZ			10:46																													
CCV 240-239862/25			10:50																													
CCB 240-239862/26			10:54																													
ZZZZZZ			10:58																													
CCV 240-239862/28			11:02																													
CCB 240-239862/29			11:06																													
ZZZZZZ			11:10																													
ZZZZZZ			11:14																													
ZZZZZZ			11:18																													
ZZZZZZ			11:22																													
ZZZZZZ			11:26																													
ZZZZZZ			11:30																													
ZZZZZZ			11:34																													
ZZZZZZ			11:38																													
ZZZZZZ			11:42																													
ZZZZZZ			11:46																													
CCV 240-239862/40			11:51																													
CCB 240-239862/41			11:55																													
ZZZZZZ			11:59																													

FORM XIII-IN

13-IN
ANALYSIS RUN LOG
METALS

Lab Name: TestAmerica Canton Job No.: 240-67510-1

SDG No.:

Instrument ID: I9 Analysis Method: 6010C

Start Date: 07/26/2016 09:07 End Date: 07/27/2016 01:20

Lab Sample Id	D/F	Type	Time	Analytes																											
				Ag	Al	As	Ba	Be	Ca	Cd	Co	Cr	Cu	Fe	K	Mg	Mn	Na	Ni	Pb	Sb	Se	Tl	V	Zn				
ZZZZZZ			12:03																												
ZZZZZZ			12:07																												
ZZZZZZ			12:11																												
ZZZZZZ			12:16																												
ZZZZZZ			12:20																												
ZZZZZZ			12:24																												
CRI 240-239862/49			12:28																												
ZZZZZZ			12:32																												
ZZZZZZ			12:37																												
CCV 240-239862/52			12:41																												
CCB 240-239862/53			12:45																												
ZZZZZZ			12:49																												
ZZZZZZ			12:53																												
ZZZZZZ			12:58																												
ZZZZZZ			13:02																												
CCV 240-239862/58			13:06																												
CCB 240-239862/59			13:10																												
ZZZZZZ			14:06																												
ZZZZZZ			14:10																												
ZZZZZZ			14:15																												
ZZZZZZ			14:19																												
ZZZZZZ			14:23																												
ZZZZZZ			14:27																												
ZZZZZZ			14:31																												
ZZZZZZ			14:35																												
ZZZZZZ			14:40																												
ZZZZZZ			14:44																												
CCV 240-239862/70	1		14:48	X	X	X	X	X	X	X	X	X	X	X	X	X	X	X	X	X	X	X	X	X	X	X					
CCB 240-239862/71	1		14:52	X	X	X	X	X	X	X	X	X	X	X	X	X	X	X	X	X	X	X	X	X	X	X					
ZZZZZZ			14:56																												
MB 240-239664/1-A	1	T	15:00	X	X	X	X	X	X	X	X	X	X	X	X	X	X	X	X	X	X	X	X	X	X	X					
LCS 240-239664/2-A	1	T	15:04	X	X	X	X	X	X	X	X	X	X	X	X	X	X	X	X	X	X	X	X	X	X	X					
ZZZZZZ			15:08																												
240-67505-F-2-E SD ^5	5	T	15:13	X	X		X	X		X	X	X		X	X	X		X	X	X	X			X	X						
240-67505-F-2-F MS	1	T	15:17	X	X		X	X		X	X	X		X	X	X		X	X	X	X			X	X						
240-67505-F-2-G MSD	1	T	15:21	X	X		X	X		X	X	X		X	X	X		X	X	X	X			X	X						
240-67505-F-2-E PDS	1	T	15:25	X			X	X		X	X	X			X			X	X	X	X			X	X						
240-67510-1	1	T	15:29	X	X		X	X		X	X	X		X	X	X		X	X	X	X			X	X						
240-67510-2	1	T	15:34	X	X		X	X		X	X	X		X	X	X		X	X	X	X			X	X						
CCV 240-239862/82	1		15:38	X	X	X	X	X	X	X	X	X	X	X	X	X	X	X	X	X	X	X	X	X	X						
CCB 240-239862/83	1		15:42	X	X	X	X	X	X	X	X	X	X	X	X	X	X	X	X	X	X	X	X	X	X						
240-67510-3	1	T	15:46	X	X	X	X	X	X	X	X	X	X	X	X	X	X	X	X	X	X	X	X	X	X						

FORM XIII-IN

13-IN
ANALYSIS RUN LOG
METALS

Lab Name: TestAmerica Canton Job No.: 240-67510-1

SDG No.:

Instrument ID: I9 Analysis Method: 6010C

Start Date: 07/26/2016 09:07 End Date: 07/27/2016 01:20

Lab Sample Id	D/F	Type	Time	Analytes																													
				Ag	Al	As	Ba	Be	Ca	Cd	Co	Cr	Cu	Fe	K	Mg	Mn	Na	Ni	Pb	Sb	Se	Tl	V	Zn								
240-67510-4	1	T	15:50	X	X		X	X		X	X	X		X	X	X		X	X	X	X			X	X								
240-67510-5	1	T	15:54	X	X		X	X		X	X	X		X	X			X	X	X	X			X	X								
240-67510-6	1	T	15:59	X	X	X	X	X		X	X	X		X	X	X	X	X	X	X	X	X	X	X	X								
CRI 240-239862/88	1		16:03	X	X	X	X	X	X	X	X	X	X	X	X	X	X	X	X	X	X	X	X	X	X								
ZZZZZZ			16:07																														
ZZZZZZ			16:11																														
ZZZZZZ			16:16																														
ZZZZZZ			16:20																														
ZZZZZZ			16:24																														
CCV 240-239862/94	1		16:28	X	X	X	X	X	X	X	X	X	X	X	X	X	X	X	X	X	X	X	X	X	X								
CCB 240-239862/95	1		16:32	X	X	X	X	X	X	X	X	X	X	X	X	X	X	X	X	X	X	X	X	X	X								
ZZZZZZ			16:37																														
ZZZZZZ			16:41																														
ZZZZZZ			16:45																														
ZZZZZZ			16:49																														
ZZZZZZ			16:53																														
ZZZZZZ			16:58																														
ZZZZZZ			17:02																														
ZZZZZZ			17:06																														
ZZZZZZ			17:10																														
ZZZZZZ			17:14																														
CCV 240-239862/106			17:18																														
CCB 240-239862/107			17:22																														
ZZZZZZ			17:26																														
ZZZZZZ			17:30																														
ZZZZZZ			17:34																														
ZZZZZZ			17:38																														
ZZZZZZ			17:43																														
ZZZZZZ			17:47																														
ZZZZZZ			17:51																														
ZZZZZZ			17:55																														
ZZZZZZ			18:00																														
ZZZZZZ			18:04																														
CCV 240-239862/118			18:08																														
CCB 240-239862/119			18:12																														
ZZZZZZ			18:16																														
ZZZZZZ			18:20																														
ZZZZZZ			18:25																														
ZZZZZZ			18:29																														
ZZZZZZ			18:33																														
ZZZZZZ			18:37																														
ZZZZZZ			18:41																														

FORM XIII-IN

13-IN
ANALYSIS RUN LOG
METALS

Lab Name: TestAmerica Canton Job No.: 240-67510-1

SDG No.:

Instrument ID: I9 Analysis Method: 6010C

Start Date: 07/26/2016 09:07 End Date: 07/27/2016 01:20

Lab Sample Id	D/F	Type	Time	Analytes																											
				Ag	Al	As	Ba	Be	Ca	Cd	Co	Cr	Cu	Fe	K	Mg	Mn	Na	Ni	Pb	Sb	Se	Tl	V	Zn				
ZZZZZZ			18:45																												
ZZZZZZ			18:49																												
ZZZZZZ			18:53																												
CCV 240-239862/130			18:58																												
CCB 240-239862/131			19:01																												
ZZZZZZ			19:06																												
ZZZZZZ			19:09																												
ZZZZZZ			19:13																												
ZZZZZZ			19:18																												
ZZZZZZ			19:21																												
ZZZZZZ			19:25																												
ZZZZZZ			19:29																												
ZZZZZZ			19:33																												
ZZZZZZ			19:37																												
ZZZZZZ			19:41																												
CCV 240-239862/142			19:46																												
CCB 240-239862/143			19:50																												
ZZZZZZ			19:54																												
ZZZZZZ			19:58																												
ZZZZZZ			20:02																												
ZZZZZZ			20:06																												
ZZZZZZ			20:10																												
ZZZZZZ			20:14																												
ZZZZZZ			20:18																												
ZZZZZZ			20:22																												
ZZZZZZ			20:26																												
ZZZZZZ			20:30																												
CCV 240-239862/154			20:34																												
CCB 240-239862/155			20:38																												
ZZZZZZ			20:42																												
ZZZZZZ			20:46																												
ZZZZZZ			20:50																												
ZZZZZZ			20:55																												
ZZZZZZ			20:59																												
ZZZZZZ			21:03																												
ZZZZZZ			21:07																												
ZZZZZZ			21:11																												
ZZZZZZ			21:14																												
ZZZZZZ			21:18																												
CCV 240-239862/166			21:23																												
CCB 240-239862/167			21:26																												
ZZZZZZ			21:31																												

FORM XIII-IN

13-IN
ANALYSIS RUN LOG
METALS

Lab Name: TestAmerica Canton Job No.: 240-67510-1

SDG No.:

Instrument ID: I9 Analysis Method: 6010C

Start Date: 07/26/2016 09:07 End Date: 07/27/2016 01:20

Lab Sample Id	D/F	Type	Time	Analytes																											
				Ag	Al	As	Ba	Be	Ca	Cd	Co	Cr	Cu	Fe	K	Mg	Mn	Na	Ni	Pb	Sb	Se	Tl	V	Zn				
ZZZZZZ			21:35																												
ZZZZZZ			21:39																												
ZZZZZZ			21:43																												
ZZZZZZ			21:47																												
ZZZZZZ			21:51																												
ZZZZZZ			21:55																												
ZZZZZZ			22:00																												
ZZZZZZ			22:04																												
ZZZZZZ			22:08																												
CCV 240-239862/178			22:12																												
CCB 240-239862/179			22:16																												
ZZZZZZ			22:20																												
ZZZZZZ			22:24																												
ZZZZZZ			22:28																												
ZZZZZZ			22:32																												
ZZZZZZ			22:37																												
ZZZZZZ			22:40																												
ZZZZZZ			22:44																												
ZZZZZZ			22:48																												
ZZZZZZ			22:52																												
ZZZZZZ			22:56																												
CCV 240-239862/190			23:00																												
CCB 240-239862/191			23:04																												
ZZZZZZ			23:08																												
ZZZZZZ			23:13																												
ZZZZZZ			23:17																												
ZZZZZZ			23:21																												
ZZZZZZ			23:25																												
ZZZZZZ			23:29																												
ZZZZZZ			23:33																												
ZZZZZZ			23:37																												
ZZZZZZ			23:41																												
ZZZZZZ			23:45																												
CCV 240-239862/202			23:49																												
CCB 240-239862/203			23:53																												
ZZZZZZ			23:57																												
ZZZZZZ			00:02																												
ZZZZZZ			00:05																												
ZZZZZZ			00:09																												
ZZZZZZ			00:14																												
ZZZZZZ			00:17																												
ZZZZZZ			00:21																												

FORM XIII-IN

13-IN
ANALYSIS RUN LOG
METALS

Lab Name: TestAmerica Canton Job No.: 240-67510-1

SDG No.:

Instrument ID: I9 Analysis Method: 6010C

Start Date: 07/26/2016 09:07 End Date: 07/27/2016 01:20

Lab Sample Id	D/F	Type	Time	Analytes																											
				Ag	Al	As	Ba	Be	Ca	Cd	Co	Cr	Cu	Fe	K	Mg	Mn	Na	Ni	Pb	Sb	Se	Tl	V	Zn				
ZZZZZZ			00:25																												
ZZZZZZ			00:29																												
ZZZZZZ			00:34																												
CCV 240-239862/214			00:38																												
CCB 240-239862/215			00:42																												
ZZZZZZ			00:46																												
ZZZZZZ			00:50																												
ZZZZZZ			00:54																												
ZZZZZZ			00:58																												
ZZZZZZ			01:03																												
ZZZZZZ			01:07																												
ZZZZZZ			01:12																												
CCV 240-239862/223			01:16																												
CCB 240-239862/224			01:20																												

Prep Types:
T = Total/NA

FORM XIII-IN

13-IN
ANALYSIS RUN LOG
METALS

Lab Name: TestAmerica Canton Job No.: 240-67510-1

SDG No.:

Instrument ID: I9 Analysis Method: 6010C

Start Date: 07/27/2016 08:41 End Date: 07/27/2016 22:58

Lab Sample Id	D/F	Type	Time	Analytes																										
				As	Ca	Cu	Mg	Mn	Se	Tl																				
ICIS 240-240048/1	1		08:41	X	X	X	X	X	X	X																				
CALSTD 240-240048/2 IC			08:45	X	X	X	X	X	X	X																				
CALSTD 240-240048/3 IC			08:50	X	X	X	X	X	X	X																				
ICV 240-240048/4	1		08:54	X	X	X	X	X	X	X																				
ICB 240-240048/5	1		08:58	X	X	X	X	X	X	X																				
CRI 240-240048/6			09:02																											
ZZZZZZ			09:06																											
ICSA 240-240048/8	1		09:10	X	X	X	X	X	X	X																				
ICSAB 240-240048/9	1		09:14	X	X	X	X	X	X	X																				
CCV 240-240048/10			09:18																											
CCB 240-240048/11			09:22																											
ZZZZZZ			09:26																											
ZZZZZZ			09:31																											
ZZZZZZ			09:35																											
ZZZZZZ			09:39																											
ZZZZZZ			09:43																											
ZZZZZZ			09:47																											
CCV 240-240048/18			09:52																											
CCB 240-240048/19			09:56																											
CRI 240-240048/20	1		10:01	X	X	X	X	X	X	X																				
ZZZZZZ			10:05																											
ZZZZZZ			10:09																											
ZZZZZZ			10:13																											
ZZZZZZ			10:17																											
ZZZZZZ			10:22																											
ZZZZZZ			10:26																											
ZZZZZZ			10:29																											
ZZZZZZ			10:34																											
ZZZZZZ			10:38																											
CCV 240-240048/30			10:42																											
CCB 240-240048/31			10:46																											
ZZZZZZ			10:50																											
ZZZZZZ			10:55																											
ZZZZZZ			10:58																											
ZZZZZZ			11:03																											
ZZZZZZ			11:07																											
ZZZZZZ			11:11																											
ZZZZZZ			11:15																											
ZZZZZZ			11:19																											
ZZZZZZ			11:23																											
ZZZZZZ			11:27																											
CCV 240-240048/42			11:32																											

FORM XIII-IN

13-IN
ANALYSIS RUN LOG
METALS

Lab Name: TestAmerica Canton Job No.: 240-67510-1

SDG No.:

Instrument ID: I9 Analysis Method: 6010C

Start Date: 07/27/2016 08:41 End Date: 07/27/2016 22:58

Lab Sample Id	D/F	Type	Time	Analytes																										
				As	Ca	Cu	Mg	Mn	Se	Tl																				
CCB 240-240048/43			11:45																											
ZZZZZZ			11:49																											
CCV 240-240048/45			11:53																											
CCB 240-240048/46			11:57																											
ZZZZZZ			12:24																											
CCV 240-240048/48			12:29																											
CCB 240-240048/49			12:33																											
ZZZZZZ			12:45																											
ZZZZZZ			12:49																											
ZZZZZZ			12:53																											
ZZZZZZ			12:57																											
ZZZZZZ			13:01																											
ZZZZZZ			13:05																											
ZZZZZZ			13:09																											
ZZZZZZ			13:13																											
ZZZZZZ			13:17																											
ZZZZZZ			13:21																											
CCV 240-240048/60	1		13:25	X	X	X	X	X	X	X																				
CCB 240-240048/61	1		13:29	X	X	X	X	X	X	X																				
ZZZZZZ			13:33																											
ZZZZZZ			13:37																											
ZZZZZZ			13:41																											
ZZZZZZ			13:45																											
ZZZZZZ			13:49																											
ZZZZZZ			13:54																											
ZZZZZZ			13:58																											
240-67510-1	2	T	14:02	X	X	X		X	X	X																				
240-67510-2	2	T	14:07		X	X																								
240-67510-4	2	T	14:11		X	X																								
CCV 240-240048/72	1		14:15	X	X	X	X	X	X	X																				
CCB 240-240048/73	1		14:19	X	X	X	X	X	X	X																				
240-67510-5	2	T	14:23	X			X	X	X	X																				
240-67510-6	2	T	14:27		X	X																								
240-67510-2	20	T	14:34	X				X	X	X																				
240-67510-4	5	T	14:38	X				X	X	X																				
CRI 240-240048/78	1		14:42	X	X	X	X	X	X	X																				
ZZZZZZ			14:46																											
ZZZZZZ			14:51																											
ZZZZZZ			14:55																											
ZZZZZZ			14:59																											
ZZZZZZ			15:03																											
CCV 240-240048/84	1		15:07	X	X	X	X	X	X	X																				

FORM XIII-IN

13-IN
ANALYSIS RUN LOG
METALS

Lab Name: TestAmerica Canton Job No.: 240-67510-1

SDG No.:

Instrument ID: I9 Analysis Method: 6010C

Start Date: 07/27/2016 08:41 End Date: 07/27/2016 22:58

Lab Sample Id	D/F	Type	Time	Analytes																									
				As	Ca	Cu	Mg	Mn	Se	Tl																			
CCB 240-240048/85	1		15:11	X	X	X	X	X	X	X																			
ZZZZZZ			15:15																										
ZZZZZZ			15:19																										
ZZZZZZ			15:23																										
ZZZZZZ			15:28																										
ZZZZZZ			15:32																										
ZZZZZZ			15:36																										
ZZZZZZ			15:40																										
ZZZZZZ			15:45																										
ZZZZZZ			15:49																										
ZZZZZZ			15:53																										
CCV 240-240048/96			15:58																										
CCB 240-240048/97			16:01																										
ZZZZZZ			16:06																										
ZZZZZZ			16:10																										
ZZZZZZ			16:14																										
ZZZZZZ			16:18																										
ZZZZZZ			16:22																										
ZZZZZZ			16:26																										
ZZZZZZ			16:31																										
ZZZZZZ			16:35																										
ZZZZZZ			16:39																										
ZZZZZZ			16:43																										
CCV 240-240048/108			16:47																										
CCB 240-240048/109			16:51																										
ZZZZZZ			16:55																										
ZZZZZZ			16:59																										
ZZZZZZ			17:03																										
ZZZZZZ			17:07																										
ZZZZZZ			17:12																										
ZZZZZZ			17:16																										
ZZZZZZ			17:20																										
ZZZZZZ			17:25																										
ZZZZZZ			17:29																										
ZZZZZZ			17:33																										
CCV 240-240048/120			17:38																										
CCB 240-240048/121			17:41																										
ZZZZZZ			17:46																										
ZZZZZZ			17:50																										
ZZZZZZ			17:54																										
ZZZZZZ			17:58																										
ZZZZZZ			18:02																										

FORM XIII-IN

13-IN
ANALYSIS RUN LOG
METALS

Lab Name: TestAmerica Canton Job No.: 240-67510-1

SDG No.:

Instrument ID: I9 Analysis Method: 6010C

Start Date: 07/27/2016 08:41 End Date: 07/27/2016 22:58

Lab Sample Id	D/F	Type	Time	Analytes																								
				As	Ca	Cu	Mg	Mn	Se	Tl																		
ZZZZZZ			18:07																									
ZZZZZZ			18:11																									
ZZZZZZ			18:15																									
ZZZZZZ			18:19																									
ZZZZZZ			18:23																									
CCV 240-240048/132			18:27																									
CCB 240-240048/133			18:31																									
ZZZZZZ			18:35																									
ZZZZZZ			18:39																									
ZZZZZZ			18:43																									
ZZZZZZ			18:47																									
ZZZZZZ			18:51																									
ZZZZZZ			18:56																									
ZZZZZZ			19:00																									
ZZZZZZ			19:04																									
ZZZZZZ			19:09																									
ZZZZZZ			19:13																									
CCV 240-240048/144			19:17																									
CCB 240-240048/145			19:21																									
ZZZZZZ			19:25																									
ZZZZZZ			19:29																									
ZZZZZZ			19:33																									
ZZZZZZ			19:37																									
ZZZZZZ			19:41																									
ZZZZZZ			19:45																									
ZZZZZZ			19:49																									
ZZZZZZ			19:53																									
ZZZZZZ			19:57																									
ZZZZZZ			20:01																									
CCV 240-240048/156			20:06																									
CCB 240-240048/157			20:10																									
ZZZZZZ			20:14																									
ZZZZZZ			20:18																									
ZZZZZZ			20:22																									
ZZZZZZ			20:26																									
ZZZZZZ			20:30																									
ZZZZZZ			20:34																									
ZZZZZZ			20:38																									
ZZZZZZ			20:42																									
ZZZZZZ			20:46																									
ZZZZZZ			20:50																									
CCV 240-240048/168			20:55																									

FORM XIII-IN

13-IN
ANALYSIS RUN LOG
METALS

Lab Name: TestAmerica Canton Job No.: 240-67510-1

SDG No.:

Instrument ID: I9 Analysis Method: 6010C

Start Date: 07/27/2016 08:41 End Date: 07/27/2016 22:58

Lab Sample Id	D/F	Type	Time	Analytes																									
				As	Ca	Cu	Mg	Mn	Se	Tl																			
CCB 240-240048/169			20:59																										
ZZZZZZ			21:03																										
ZZZZZZ			21:07																										
ZZZZZZ			21:11																										
ZZZZZZ			21:15																										
ZZZZZZ			21:19																										
ZZZZZZ			21:23																										
ZZZZZZ			21:28																										
ZZZZZZ			21:32																										
ZZZZZZ			21:36																										
ZZZZZZ			21:40																										
CCV 240-240048/180			21:44																										
CCB 240-240048/181			21:48																										
ZZZZZZ			21:52																										
ZZZZZZ			21:57																										
ZZZZZZ			22:00																										
ZZZZZZ			22:05																										
ZZZZZZ			22:09																										
ZZZZZZ			22:13																										
ZZZZZZ			22:17																										
ZZZZZZ			22:21																										
ZZZZZZ			22:25																										
ZZZZZZ			22:29																										
CCV 240-240048/192			22:33																										
CCB 240-240048/193			22:37																										
ZZZZZZ			22:41																										
ZZZZZZ			22:45																										
ZZZZZZ			22:50																										
CCV 240-240048/197			22:54																										
CCB 240-240048/198			22:58																										

Prep Types:
T = Total/NA

FORM XIII-IN

13-IN
ANALYSIS RUN LOG
METALS

Lab Name: TestAmerica Canton Job No.: 240-67510-1

SDG No.:

Instrument ID: I9 Analysis Method: 6010C

Start Date: 07/28/2016 08:51 End Date: 07/28/2016 20:50

Lab Sample Id	D/F	Type	Time	Analytes																									
				Ca	Cu																								
ICIS 240-240257/1	1		08:51	X	X																								
CALSTD 240-240257/2 IC			08:56	X	X																								
CALSTD 240-240257/3 IC			09:00	X	X																								
ICV 240-240257/4	1		09:04	X	X																								
ICB 240-240257/5	1		09:08	X	X																								
ZZZZZZ			09:12																										
CRI 240-240257/7			09:16																										
ICSA 240-240257/8	1		09:21	X	X																								
ICSAB 240-240257/9	1		09:25	X	X																								
CCV 240-240257/10			09:29																										
CCB 240-240257/11			09:33																										
ZZZZZZ			09:37																										
ZZZZZZ			09:41																										
ZZZZZZ			09:45																										
ZZZZZZ			09:49																										
ZZZZZZ			09:53																										
ZZZZZZ			09:58																										
CCV 240-240257/18			10:02																										
CCB 240-240257/19			10:06																										
CRI 240-240257/20	1		10:16	X	X																								
ZZZZZZ			10:20																										
ZZZZZZ			10:24																										
ZZZZZZ			10:28																										
CCV 240-240257/24			10:32																										
CCB 240-240257/25			10:36																										
ZZZZZZ			10:40																										
ZZZZZZ			10:44																										
ZZZZZZ			10:48																										
ZZZZZZ			10:52																										
CCV 240-240257/30			10:56																										
CCB 240-240257/31			11:00																										
ZZZZZZ			11:04																										
ZZZZZZ			11:08																										
ZZZZZZ			11:12																										
ZZZZZZ			11:16																										
ZZZZZZ			11:21																										
ZZZZZZ			11:25																										
ZZZZZZ			11:29																										
ZZZZZZ			11:33																										
ZZZZZZ			11:38																										
ZZZZZZ			11:42																										
CCV 240-240257/42			11:46																										

FORM XIII-IN

13-IN
ANALYSIS RUN LOG
METALS

Lab Name: TestAmerica Canton Job No.: 240-67510-1

SDG No.:

Instrument ID: I9 Analysis Method: 6010C

Start Date: 07/28/2016 08:51 End Date: 07/28/2016 20:50

Lab Sample Id	D/F	Type	Time	Analytes																									
				Ca	Cu																								
CCB 240-240257/43			11:49																										
ZZZZZZ			11:54																										
ZZZZZZ			11:58																										
ZZZZZZ			12:02																										
CCV 240-240257/47			12:06																										
CCB 240-240257/48			12:10																										
ZZZZZZ			12:35																										
CCV 240-240257/50			12:40																										
CCB 240-240257/51			12:43																										
ZZZZZZ			13:05																										
ZZZZZZ			13:09																										
ZZZZZZ			13:13																										
ZZZZZZ			13:17																										
ZZZZZZ			13:21																										
ZZZZZZ			13:25																										
ZZZZZZ			13:29																										
ZZZZZZ			13:32																										
ZZZZZZ			13:36																										
ZZZZZZ			13:40																										
CCV 240-240257/62			13:45																										
CCB 240-240257/63			13:48																										
ZZZZZZ			13:53																										
ZZZZZZ			13:57																										
ZZZZZZ			14:01																										
ZZZZZZ			14:05																										
ZZZZZZ			14:09																										
ZZZZZZ			14:13																										
ZZZZZZ			14:18																										
ZZZZZZ			14:22																										
ZZZZZZ			14:26																										
ZZZZZZ			14:30																										
CCV 240-240257/74	1		14:34	X	X																								
CCB 240-240257/75	1		14:38	X	X																								
ZZZZZZ			14:42																										
ZZZZZZ			14:46																										
ZZZZZZ			14:50																										
ZZZZZZ			14:54																										
ZZZZZZ			14:58																										
ZZZZZZ			15:02																										
ZZZZZZ			15:06																										
ZZZZZZ			15:10																										
ZZZZZZ			15:14																										

FORM XIII-IN

13-IN
ANALYSIS RUN LOG
METALS

Lab Name: TestAmerica Canton Job No.: 240-67510-1

SDG No.:

Instrument ID: I9 Analysis Method: 6010C

Start Date: 07/28/2016 08:51 End Date: 07/28/2016 20:50

Lab Sample Id	D/F	Type	Time	Analytes																									
				Ca	Cu																								
240-67510-5	5	T	15:18	X	X																								
CCV 240-240257/86	1		15:22	X	X																								
CCB 240-240257/87	1		15:26	X	X																								
CCV 240-240257/88			15:30																										
CCB 240-240257/89			15:34																										
ZZZZZZ			15:38																										
ZZZZZZ			15:51																										
CCV 240-240257/92			15:55																										
CCB 240-240257/93			15:59																										
CRI 240-240257/94	1		16:03	X	X																								
ZZZZZZ			16:07																										
ZZZZZZ			16:11																										
ZZZZZZ			16:15																										
CCV 240-240257/98			16:19																										
CCB 240-240257/99			16:23																										
ZZZZZZ			16:27																										
ZZZZZZ			16:31																										
ZZZZZZ			16:35																										
ZZZZZZ			16:39																										
ZZZZZZ			16:43																										
ZZZZZZ			16:47																										
ZZZZZZ			16:51																										
ZZZZZZ			16:55																										
ZZZZZZ			16:59																										
ZZZZZZ			17:03																										
CCV 240-240257/110			17:07																										
CCB 240-240257/111			17:11																										
ZZZZZZ			17:15																										
ZZZZZZ			17:18																										
ZZZZZZ			17:22																										
ZZZZZZ			17:26																										
ZZZZZZ			17:30																										
ZZZZZZ			17:34																										
ZZZZZZ			17:38																										
ZZZZZZ			17:43																										
ZZZZZZ			17:47																										
ZZZZZZ			17:51																										
CCV 240-240257/122			17:55																										
CCB 240-240257/123			17:59																										
ZZZZZZ			18:03																										
ZZZZZZ			18:07																										
ZZZZZZ			18:11																										

FORM XIII-IN

13-IN
ANALYSIS RUN LOG
METALS

Lab Name: TestAmerica Canton Job No.: 240-67510-1

SDG No.:

Instrument ID: I9 Analysis Method: 6010C

Start Date: 07/28/2016 08:51 End Date: 07/28/2016 20:50

Lab Sample Id	D/F	Type	Time	Analytes																									
				Ca	Cu																								
ZZZZZZ			18:15																										
ZZZZZZ			18:19																										
ZZZZZZ			18:24																										
ZZZZZZ			18:28																										
ZZZZZZ			18:32																										
ZZZZZZ			18:36																										
ZZZZZZ			18:40																										
CCV 240-240257/134			18:44																										
CCB 240-240257/135			18:48																										
ZZZZZZ			18:52																										
ZZZZZZ			18:56																										
ZZZZZZ			19:00																										
ZZZZZZ			19:05																										
ZZZZZZ			19:09																										
ZZZZZZ			19:13																										
ZZZZZZ			19:17																										
ZZZZZZ			19:21																										
ZZZZZZ			19:25																										
ZZZZZZ			19:29																										
CCV 240-240257/146			19:33																										
CCB 240-240257/147			19:37																										
ZZZZZZ			19:41																										
ZZZZZZ			19:45																										
ZZZZZZ			19:50																										
ZZZZZZ			19:54																										
ZZZZZZ			19:57																										
ZZZZZZ			20:01																										
ZZZZZZ			20:06																										
ZZZZZZ			20:09																										
ZZZZZZ			20:13																										
ZZZZZZ			20:17																										
CCV 240-240257/158			20:21																										
CCB 240-240257/159			20:25																										
ZZZZZZ			20:29																										
ZZZZZZ			20:33																										
ZZZZZZ			20:38																										
ZZZZZZ			20:42																										
CCV 240-240257/164			20:46																										
CCB 240-240257/165			20:50																										

Prep Types:
T = Total/NA

FORM XIII-IN

13-IN
ANALYSIS RUN LOG
METALS

Lab Name: TestAmerica Canton Job No.: 240-67510-1

SDG No.:

Instrument ID: I9 Analysis Method: 6010C

Start Date: 08/01/2016 08:39 End Date: 08/02/2016 01:41

Lab Sample Id	D/F	Type	Time	Analytes																											
				Ag	Al	As	Ba	Be	Ca	Cd	Co	Cr	Cu	Fe	K	Mg	Mn	Na	Ni	Pb	Sb	Se	Tl	V	Zn							
ICIS 240-240700/1	1		08:39	X	X	X	X	X	X	X	X	X	X	X	X	X	X	X	X	X	X	X	X	X	X							
CALSTD 240-240700/2 IC			08:44	X	X	X	X	X	X	X	X	X	X	X	X	X	X	X	X	X	X	X	X	X	X							
CALSTD 240-240700/3 IC			08:48	X	X	X	X	X	X	X	X	X	X	X	X	X	X	X	X	X	X	X	X	X	X							
ICV 240-240700/4	1		08:52	X	X	X	X	X	X	X	X	X	X	X	X	X	X	X	X	X	X	X	X	X	X							
ICB 240-240700/5	1		08:56	X	X	X	X	X	X	X	X	X	X	X	X	X	X	X	X	X	X	X	X	X	X							
CRI 240-240700/6			09:00																													
ZZZZZZ			09:04																													
ICSA 240-240700/8	1		09:08	X	X	X	X	X	X	X	X	X	X	X	X	X	X	X	X	X	X	X	X	X	X							
ICSAB 240-240700/9	1		09:12	X	X	X	X	X	X	X	X	X	X	X	X	X	X	X	X	X	X	X	X	X	X							
CCV 240-240700/10			09:16																													
CCB 240-240700/11			09:20																													
ZZZZZZ			09:24																													
ZZZZZZ			09:28																													
ZZZZZZ			09:32																													
ZZZZZZ			09:36																													
ZZZZZZ			09:40																													
ZZZZZZ			09:45																													
CCV 240-240700/18			09:49																													
CCB 240-240700/19			09:52																													
CRI 240-240700/20	1		10:02	X	X	X	X	X	X	X	X	X	X	X	X	X	X	X	X	X	X	X	X	X	X							
ZZZZZZ			10:06																													
ZZZZZZ			10:10																													
ZZZZZZ			10:14																													
ZZZZZZ			10:18																													
ZZZZZZ			10:22																													
ZZZZZZ			10:26																													
ZZZZZZ			10:30																													
ZZZZZZ			10:34																													
ZZZZZZ			10:37																													
CCV 240-240700/30			10:42																													
CCB 240-240700/31			10:45																													
ZZZZZZ			10:49																													
ZZZZZZ			10:54																													
ZZZZZZ			10:57																													
ZZZZZZ			11:01																													
ZZZZZZ			11:06																													
ZZZZZZ			11:10																													
ZZZZZZ			11:13																													
ZZZZZZ			11:18																													
ZZZZZZ			11:22																													
ZZZZZZ			11:26																													
CCV 240-240700/42			11:30																													

FORM XIII-IN

13-IN
ANALYSIS RUN LOG
METALS

Lab Name: TestAmerica Canton Job No.: 240-67510-1

SDG No.:

Instrument ID: I9 Analysis Method: 6010C

Start Date: 08/01/2016 08:39 End Date: 08/02/2016 01:41

Lab Sample Id	D/F	Type	Time	Analytes																											
				Ag	Al	As	Ba	Be	Ca	Cd	Co	Cr	Cu	Fe	K	Mg	Mn	Na	Ni	Pb	Sb	Se	Tl	V	Zn				
CCB 240-240700/43			11:34																												
ZZZZZZ			11:38																												
ZZZZZZ			11:42																												
ZZZZZZ			11:46																												
ZZZZZZ			11:51																												
CRI 240-240700/48			11:55																												
ZZZZZZ			11:59																												
ZZZZZZ			12:05																												
ZZZZZZ			12:09																												
ZZZZZZ			12:13																												
ZZZZZZ			12:17																												
CCV 240-240700/54			12:21																												
CCB 240-240700/55			12:24																												
ZZZZZZ			12:29																												
ZZZZZZ			12:33																												
ZZZZZZ			12:36																												
ZZZZZZ			12:40																												
CCV 240-240700/60			12:44																												
CCB 240-240700/61			12:48																												
ZZZZZZ			13:29																												
ZZZZZZ			13:33																												
ZZZZZZ			13:37																												
ZZZZZZ			13:41																												
ZZZZZZ			13:45																												
ZZZZZZ			13:48																												
ZZZZZZ			13:53																												
ZZZZZZ			13:57																												
ZZZZZZ			14:01																												
ZZZZZZ			14:05																												
CCV 240-240700/72	1		14:10	X	X	X	X	X	X	X	X	X	X	X	X	X	X	X	X	X	X	X	X	X	X	X					
CCB 240-240700/73	1		14:13	X	X	X	X	X	X	X	X	X	X	X	X	X	X	X	X	X	X	X	X	X	X	X					
ZZZZZZ			14:17																												
ZZZZZZ			14:22																												
ZZZZZZ			14:25																												
ZZZZZZ			14:29																												
ZZZZZZ			14:34																												
ZZZZZZ			14:38																												
ZZZZZZ			14:42																												
LB 240-240108/1-B	1	E	14:46	X	X	X	X	X	X	X	X	X	X	X	X	X	X	X	X	X	X	X	X	X	X	X					
MB 240-240211/2-A	1	T	14:50	X	X	X	X	X	X	X	X	X	X	X	X	X	X	X	X	X	X	X	X	X	X	X					
LCS 240-240211/3-A	1	T	14:54	X	X	X	X	X	X	X	X	X	X	X	X	X	X	X	X	X	X	X	X	X	X	X					
CCV 240-240700/84	1		14:58	X	X	X	X	X	X	X	X	X	X	X	X	X	X	X	X	X	X	X	X	X	X	X					

FORM XIII-IN

13-IN
ANALYSIS RUN LOG
METALS

Lab Name: TestAmerica Canton Job No.: 240-67510-1

SDG No.:

Instrument ID: I9 Analysis Method: 6010C

Start Date: 08/01/2016 08:39 End Date: 08/02/2016 01:41

Lab Sample Id	D/F	Type	Time	Analytes																											
				Ag	Al	As	Ba	Be	Ca	Cd	Co	Cr	Cu	Fe	K	Mg	Mn	Na	Ni	Pb	Sb	Se	Tl	V	Zn							
CCB 240-240700/85	1		15:02	X	X	X	X	X	X	X	X	X	X	X	X	X	X	X	X	X	X	X	X	X	X							
240-67510-1	1	E	15:06	X	X	X	X	X	X	X	X	X	X	X	X	X	X	X	X	X	X	X	X	X	X							
240-67510-2	1	E	15:10	X	X	X	X	X	X	X	X	X	X	X	X	X	X	X	X	X	X	X	X	X	X							
240-67510-3	1	E	15:14	X	X	X	X	X	X	X	X	X	X	X	X	X	X	X	X	X	X	X	X	X	X							
240-67510-4	1	E	15:18	X	X	X	X	X	X	X	X	X	X	X	X	X	X	X	X	X	X	X	X	X	X							
240-67510-5	1	E	15:22	X	X	X	X	X	X	X	X	X	X	X	X	X	X	X	X	X	X	X	X	X	X							
240-67510-6	1	E	15:26	X	X	X	X	X	X	X	X	X	X	X	X	X	X	X	X	X	X	X	X	X	X							
240-67510-6 SD	5	E	15:30	X	X	X	X	X	X	X	X	X	X	X	X	X	X	X	X	X	X	X	X	X	X							
ZZZZZZ			15:34																													
ZZZZZZ			15:38																													
ZZZZZZ			15:42																													
CCV 240-240700/96	1		15:46	X	X	X	X	X	X	X	X	X	X	X	X	X	X	X	X	X	X	X	X	X	X							
CCB 240-240700/97	1		15:50	X	X	X	X	X	X	X	X	X	X	X	X	X	X	X	X	X	X	X	X	X	X							
ZZZZZZ			15:54																													
ZZZZZZ			15:58																													
ZZZZZZ			16:03																													
ZZZZZZ			16:07																													
ZZZZZZ			16:11																													
ZZZZZZ			16:15																													
ZZZZZZ			16:19																													
ZZZZZZ			16:23																													
ZZZZZZ			16:27																													
ZZZZZZ			16:31																													
CCV 240-240700/108			16:35																													
CCB 240-240700/109			16:39																													
ZZZZZZ			16:43																													
ZZZZZZ			16:47																													
ZZZZZZ			16:51																													
CCV 240-240700/113			16:56																													
CCB 240-240700/114			16:59																													
CRI 240-240700/115	1		17:03	X	X	X	X	X	X	X	X	X	X	X	X	X	X	X	X	X	X	X	X	X	X							
ZZZZZZ			17:07																													
ZZZZZZ			17:12																													
ZZZZZZ			17:15																													
ZZZZZZ			17:19																													
CCV 240-240700/120			17:23																													
CCB 240-240700/121			17:26																													
ZZZZZZ			17:30																													
ZZZZZZ			17:34																													
ZZZZZZ			17:38																													
ZZZZZZ			17:43																													
ZZZZZZ			17:47																													

FORM XIII-IN

13-IN
ANALYSIS RUN LOG
METALS

Lab Name: TestAmerica Canton Job No.: 240-67510-1

SDG No.:

Instrument ID: I9 Analysis Method: 6010C

Start Date: 08/01/2016 08:39 End Date: 08/02/2016 01:41

Lab Sample Id	D/F	Type	Time	Analytes																											
				Ag	Al	As	Ba	Be	Ca	Cd	Co	Cr	Cu	Fe	K	Mg	Mn	Na	Ni	Pb	Sb	Se	Tl	V	Zn				
ZZZZZZ			17:51																												
ZZZZZZ			17:55																												
ZZZZZZ			17:59																												
ZZZZZZ			18:03																												
ZZZZZZ			18:08																												
CCV 240-240700/132			18:12																												
CCB 240-240700/133			18:15																												
ZZZZZZ			18:19																												
ZZZZZZ			18:24																												
ZZZZZZ			18:28																												
ZZZZZZ			18:32																												
ZZZZZZ			18:36																												
ZZZZZZ			18:40																												
ZZZZZZ			18:44																												
ZZZZZZ			18:48																												
ZZZZZZ			18:52																												
ZZZZZZ			18:56																												
CCV 240-240700/144			19:00																												
CCB 240-240700/145			19:04																												
ZZZZZZ			19:08																												
ZZZZZZ			19:12																												
ZZZZZZ			19:16																												
ZZZZZZ			19:20																												
ZZZZZZ			19:24																												
CRI 240-240700/151			19:28																												
ICSA 240-240700/152			19:32																												
ICSAB 240-240700/153			19:36																												
ZZZZZZ			19:40																												
ZZZZZZ			19:44																												
CCV 240-240700/156			19:49																												
CCB 240-240700/157			19:52																												
ZZZZZZ			19:57																												
ZZZZZZ			20:01																												
ZZZZZZ			20:05																												
ZZZZZZ			20:09																												
ZZZZZZ			20:12																												
ZZZZZZ			20:16																												
ZZZZZZ			20:21																												
ZZZZZZ			20:24																												
ZZZZZZ			20:28																												
ZZZZZZ			20:32																												
CCV 240-240700/168			20:36																												

FORM XIII-IN

13-IN
ANALYSIS RUN LOG
METALS

Lab Name: TestAmerica Canton Job No.: 240-67510-1

SDG No.:

Instrument ID: I9 Analysis Method: 6010C

Start Date: 08/01/2016 08:39 End Date: 08/02/2016 01:41

Lab Sample Id	D/F	Type	Time	Analytes																											
				Ag	Al	As	Ba	Be	Ca	Cd	Co	Cr	Cu	Fe	K	Mg	Mn	Na	Ni	Pb	Sb	Se	Tl	V	Zn				
CCB 240-240700/169			20:40																												
ZZZZZZ			20:44																												
ZZZZZZ			20:49																												
ZZZZZZ			20:53																												
ZZZZZZ			20:57																												
ZZZZZZ			21:01																												
ZZZZZZ			21:06																												
ZZZZZZ			21:10																												
ZZZZZZ			21:14																												
ZZZZZZ			21:18																												
ZZZZZZ			21:22																												
CCV 240-240700/180			21:26																												
CCB 240-240700/181			21:30																												
ZZZZZZ			21:34																												
ZZZZZZ			21:38																												
ZZZZZZ			21:42																												
ZZZZZZ			21:46																												
ZZZZZZ			21:51																												
ZZZZZZ			21:55																												
ZZZZZZ			21:59																												
ZZZZZZ			22:03																												
ZZZZZZ			22:07																												
ZZZZZZ			22:11																												
CCV 240-240700/192			22:15																												
CCB 240-240700/193			22:19																												
ZZZZZZ			22:23																												
ZZZZZZ			22:27																												
ZZZZZZ			22:31																												
ZZZZZZ			22:35																												
ZZZZZZ			22:39																												
ZZZZZZ			22:43																												
ZZZZZZ			22:47																												
ZZZZZZ			22:51																												
ZZZZZZ			22:55																												
ZZZZZZ			22:59																												
CCV 240-240700/204			23:03																												
CCB 240-240700/205			23:07																												
ZZZZZZ			23:11																												
ZZZZZZ			23:15																												
ZZZZZZ			23:19																												
ZZZZZZ			23:24																												
ZZZZZZ			23:28																												

FORM XIII-IN

13-IN
ANALYSIS RUN LOG
METALS

Lab Name: TestAmerica Canton Job No.: 240-67510-1

SDG No.:

Instrument ID: I9 Analysis Method: 6010C

Start Date: 08/01/2016 08:39 End Date: 08/02/2016 01:41

Lab Sample Id	D/F	Type	Time	Analytes																												
				Ag	Al	As	Ba	Be	Ca	Cd	Co	Cr	Cu	Fe	K	Mg	Mn	Na	Ni	Pb	Sb	Se	Tl	V	Zn				
ZZZZZZ			23:32																													
ZZZZZZ			23:36																													
ZZZZZZ			23:40																													
ZZZZZZ			23:44																													
ZZZZZZ			23:48																													
CCV 240-240700/216			23:53																													
CCB 240-240700/217			23:56																													
ZZZZZZ			00:01																													
ZZZZZZ			00:05																													
ZZZZZZ			00:09																													
ZZZZZZ			00:13																													
ZZZZZZ			00:17																													
ZZZZZZ			00:21																													
ZZZZZZ			00:25																													
ZZZZZZ			00:29																													
ZZZZZZ			00:33																													
ZZZZZZ			00:37																													
CCV 240-240700/228			00:40																													
CCB 240-240700/229			00:44																													
ZZZZZZ			00:48																													
ZZZZZZ			00:52																													
ZZZZZZ			00:57																													
ZZZZZZ			01:01																													
ZZZZZZ			01:05																													
ZZZZZZ			01:09																													
ZZZZZZ			01:13																													
ZZZZZZ			01:17																													
ZZZZZZ			01:21																													
ZZZZZZ			01:25																													
CCV 240-240700/240			01:29																													
CCB 240-240700/241			01:33																													
CCV 240-240700/242			01:37																													
CCB 240-240700/243			01:41																													

Prep Types:
E = SPLP East
T = Total/NA

FORM XIII-IN

13-IN
ANALYSIS RUN LOG
METALS

Lab Name: TestAmerica Canton Job No.: 240-67510-1

SDG No.:

Instrument ID: H1 Analysis Method: 7470A

Start Date: 07/29/2016 11:56 End Date: 07/29/2016 18:10

Lab Sample Id	D/F	Type	Time	Analytes																								
				Hg																								
IC 240-240392/1-A			11:56	X																								
IC 240-240392/2-A			11:58	X																								
IC 240-240392/3-A			12:00	X																								
IC 240-240392/4-A			12:02	X																								
IC 240-240392/5-A			12:05	X																								
IC 240-240392/6-A			12:07	X																								
ICV 240-240392/7-A	1		12:10	X																								
ICB 240-240392/8-A	1		12:12	X																								
CRA 240-240392/9-A			12:15																									
CRA 240-240392/9-A	1		12:17	X																								
CCV 240-240392/10-A			12:19																									
CCB 240-240392/11-A			12:21																									
ZZZZZZ			12:23																									
ZZZZZZ			12:26																									
ZZZZZZ			12:28																									
ZZZZZZ			12:30																									
ZZZZZZ			12:32																									
ZZZZZZ			12:35																									
ZZZZZZ			12:37																									
ZZZZZZ			12:39																									
ZZZZZZ			12:41																									
ZZZZZZ			12:43																									
CCV 240-240392/10-A			12:46																									
CCB 240-240392/11-A			12:48																									
ZZZZZZ			12:50																									
ZZZZZZ			12:52																									
ZZZZZZ			12:54																									
ZZZZZZ			12:56																									
ZZZZZZ			12:58																									
ZZZZZZ			13:01																									
ZZZZZZ			13:03																									
ZZZZZZ			13:05																									
ZZZZZZ			13:07																									
ZZZZZZ			13:11																									
CCV 240-240392/10-A			13:13																									
CCB 240-240392/11-A			13:16																									
ZZZZZZ			13:18																									
ZZZZZZ			13:21																									
ZZZZZZ			13:23																									
ZZZZZZ			13:25																									
ZZZZZZ			13:28																									
ZZZZZZ			13:30																									

FORM XIII-IN

13-IN
ANALYSIS RUN LOG
METALS

Lab Name: TestAmerica Canton Job No.: 240-67510-1

SDG No.:

Instrument ID: H1 Analysis Method: 7470A

Start Date: 07/29/2016 11:56 End Date: 07/29/2016 18:10

Lab Sample Id	D/F	Type	Time	Analytes																								
				Hg																								
ZZZZZZ			13:32																									
ZZZZZZ			13:35																									
ZZZZZZ			13:37																									
ZZZZZZ			13:39																									
CCV 240-240392/10-A			13:41																									
CCB 240-240392/11-A			13:44																									
ZZZZZZ			13:46																									
ZZZZZZ			13:48																									
ZZZZZZ			13:50																									
CCV 240-240392/10-A			13:53																									
CCB 240-240392/11-A			13:55																									
ZZZZZZ			13:57																									
ZZZZZZ			13:59																									
CCV 240-240392/10-A			14:01																									
CCB 240-240392/11-A			14:04																									
CCV 240-240392/10-A			14:06																									
CCB 240-240392/11-A			14:08																									
ZZZZZZ			14:10																									
ZZZZZZ			14:12																									
ZZZZZZ			14:14																									
ZZZZZZ			14:17																									
ZZZZZZ			14:19																									
ZZZZZZ			14:21																									
ZZZZZZ			14:23																									
ZZZZZZ			14:26																									
ZZZZZZ			14:29																									
CCV 240-240392/10-A			14:31																									
CCB 240-240392/11-A			14:34																									
CCV 240-240392/10-A			14:37																									
CCB 240-240392/11-A			14:39																									
ZZZZZZ			14:41																									
CCV 240-240392/10-A			14:44																									
CCB 240-240392/11-A			14:46																									
CCV 240-240392/10-A			14:51																									
CCB 240-240392/11-A			14:53																									
ZZZZZZ			14:55																									
ZZZZZZ			14:58																									
ZZZZZZ			15:00																									
ZZZZZZ			15:02																									
ZZZZZZ			15:04																									
ZZZZZZ			15:06																									
ZZZZZZ			15:09																									

FORM XIII-IN

13-IN
ANALYSIS RUN LOG
METALS

Lab Name: TestAmerica Canton Job No.: 240-67510-1

SDG No.:

Instrument ID: H1 Analysis Method: 7470A

Start Date: 07/29/2016 11:56 End Date: 07/29/2016 18:10

Lab Sample Id	D/F	Type	Time	Analytes
				Hg
ZZZZZZ			15:11	
ZZZZZZ			15:13	
ZZZZZZ			15:15	
CCV 240-240392/10-A			15:17	
CCB 240-240392/11-A			15:20	
ZZZZZZ			15:22	
ZZZZZZ			15:24	
ZZZZZZ			15:27	
ZZZZZZ			15:29	
ZZZZZZ			15:31	
ZZZZZZ			15:34	
ZZZZZZ			15:36	
ZZZZZZ			15:38	
ZZZZZZ			15:40	
ZZZZZZ			15:42	
CCV 240-240392/10-A	1		15:44	X
CCB 240-240392/11-A	1		15:47	X
ZZZZZZ			15:50	
ZZZZZZ			15:52	
ZZZZZZ			15:54	
ZZZZZZ			15:57	
MB 240-240212/2-A	1	T	15:59	X
LB 240-240108/1-C	1	E	16:01	X
LCS 240-240212/3-A	1	T	16:04	X
240-67510-6	1	E	16:06	X
240-67510-6 MS	1	E	16:09	X
240-67510-6 MSD	1	E	16:11	X
CCV 240-240392/10-A	1		16:13	X
CCB 240-240392/11-A	1		16:15	X
240-67510-1	1	E	16:18	X
240-67510-2	1	E	16:20	X
240-67510-3	1	E	16:22	X
240-67510-4	1	E	16:24	X
240-67510-5	1	E	16:27	X
ZZZZZZ			16:29	
ZZZZZZ			16:31	
ZZZZZZ			16:33	
ZZZZZZ			16:35	
ZZZZZZ			16:38	
CCV 240-240392/10-A	1		16:40	X
CCB 240-240392/11-A	1		16:42	X
ZZZZZZ			16:44	

FORM XIII-IN

13-IN
ANALYSIS RUN LOG
METALS

Lab Name: TestAmerica Canton Job No.: 240-67510-1

SDG No.:

Instrument ID: H1 Analysis Method: 7470A

Start Date: 07/29/2016 11:56 End Date: 07/29/2016 18:10

Lab Sample Id	D/F	Type	Time	Analytes																								
				Hg																								
ZZZZZZ			16:47																									
ZZZZZZ			16:49																									
ZZZZZZ			16:51																									
ZZZZZZ			16:53																									
ZZZZZZ			16:56																									
ZZZZZZ			16:58																									
ZZZZZZ			17:00																									
ZZZZZZ			17:02																									
ZZZZZZ			17:04																									
CCV 240-240392/10-A			17:07																									
CCB 240-240392/11-A			17:09																									
ZZZZZZ			17:11																									
ZZZZZZ			17:13																									
ZZZZZZ			17:15																									
ZZZZZZ			17:17																									
ZZZZZZ			17:20																									
ZZZZZZ			17:22																									
ZZZZZZ			17:25																									
ZZZZZZ			17:27																									
ZZZZZZ			17:29																									
ZZZZZZ			17:31																									
CCV 240-240392/10-A			17:33																									
CCB 240-240392/11-A			17:35																									
ZZZZZZ			17:38																									
ZZZZZZ			17:40																									
ZZZZZZ			17:43																									
ZZZZZZ			17:45																									
ZZZZZZ			17:47																									
ZZZZZZ			17:49																									
ZZZZZZ			17:52																									
ZZZZZZ			17:54																									
ZZZZZZ			17:56																									
ZZZZZZ			17:58																									
CCV 240-240392/10-A			18:00																									
CCB 240-240392/11-A			18:03																									
ZZZZZZ			18:05																									
CCV 240-240392/10-A			18:07																									
CCB 240-240392/11-A			18:10																									

Prep Types:
E = SPLP East
T = Total/NA

FORM XIII-IN

13-IN
ANALYSIS RUN LOG
METALS

Lab Name: TestAmerica Canton Job No.: 240-67510-1

SDG No.:

Instrument ID: H1 Analysis Method: 7471A

Start Date: 07/26/2016 06:24 End Date: 07/26/2016 09:12

Lab Sample Id	D/F	Type	Time	Analytes																								
				Hg																								
IC 240-239668/1-A			06:24	X																								
IC 240-239668/2-A			06:26	X																								
IC 240-239668/3-A			06:28	X																								
IC 240-239668/4-A			06:31	X																								
IC 240-239668/5-A			06:34	X																								
IC 240-239668/6-A			06:36	X																								
ICV 240-239668/7-A	1		06:40	X																								
ICB 240-239668/8-A	1		06:42	X																								
CRA 240-239668/9-A	1		06:45	X																								
CCV 240-239668/10-A	1		06:52	X																								
CCB 240-239668/11-A	1		06:55	X																								
ZZZZZZ			06:57																									
ZZZZZZ			06:59																									
ZZZZZZ			07:02																									
ZZZZZZ			07:04																									
ZZZZZZ			07:06																									
ZZZZZZ			07:08																									
ZZZZZZ			07:10																									
MB 240-239687/1-A	1	T	07:12	X																								
LCS 240-239687/2-A	1	T	07:15	X																								
ZZZZZZ			07:17																									
CCV 240-239668/10-A	1		07:19	X																								
CCB 240-239668/11-A	1		07:22	X																								
240-67505-F-2-I MS	1	T	07:24	X																								
240-67505-F-2-J MSD	1	T	07:26	X																								
ZZZZZZ			07:29																									
ZZZZZZ			07:33																									
ZZZZZZ			07:35																									
ZZZZZZ			07:37																									
ZZZZZZ			07:39																									
ZZZZZZ			07:41																									
ZZZZZZ			07:43																									
ZZZZZZ			07:46																									
CCV 240-239668/10-A	1		07:48	X																								
CCB 240-239668/11-A	1		07:50	X																								
ZZZZZZ			07:52																									
240-67510-1	1	T	07:54	X																								
240-67510-2	1	T	07:57	X																								
240-67510-3	1	T	07:59	X																								
240-67510-4	1	T	08:01	X																								
240-67510-5	1	T	08:03	X																								
240-67510-6	1	T	08:05	X																								

FORM XIII-IN

13-IN
ANALYSIS RUN LOG
METALS

Lab Name: TestAmerica Canton Job No.: 240-67510-1

SDG No.:

Instrument ID: H1 Analysis Method: 7471A

Start Date: 07/26/2016 06:24 End Date: 07/26/2016 09:12

Lab Sample Id	D/F	Type	Time	Analytes																								
				Hg																								
ZZZZZZ			08:07																									
ZZZZZZ			08:10																									
ZZZZZZ			08:12																									
CCV 240-239668/10-A	1		08:15	X																								
CCB 240-239668/11-A	1		08:17	X																								
ZZZZZZ			08:20																									
ZZZZZZ			08:22																									
ZZZZZZ			08:25																									
ZZZZZZ			08:27																									
ZZZZZZ			08:29																									
ZZZZZZ			08:32																									
ZZZZZZ			08:34																									
ZZZZZZ			08:36																									
ZZZZZZ			08:39																									
ZZZZZZ			08:41																									
CCV 240-239668/10-A			08:44																									
CCB 240-239668/11-A			08:46																									
ZZZZZZ			08:48																									
ZZZZZZ			08:50																									
ZZZZZZ			08:52																									
ZZZZZZ			08:54																									
CCV 240-239668/10-A			08:59																									
CCB 240-239668/11-A			09:01																									
ZZZZZZ			09:04																									
ZZZZZZ			09:07																									
CCV 240-239668/10-A			09:09																									
CCB 240-239668/11-A			09:12																									

Prep Types:
T = Total/NA

FORM XIII-IN

Sample Name: Blank Acquired: 7/26/2016 9:07:07 Type: Cal
Method: ICP I9 Method 200.7-6010(v136) Mode: IR Corr. Factor: 1.000000
User: analyst Custom ID1: Custom ID2: Custom ID3:
Comment:

Elem	Ag3280	Al3082	As1890	B_1826	Ba4554	Be3130	Ca3179
IS Ref	(Y_3600)	(Y_3710)	(Y_2243)	(Y_2243)	(Y_3710)	(Y_3710)	(Y_3710)
Units	Cts/S	Cts/S	Cts/S	Cts/S	Cts/S	Cts/S	Cts/S
Avg	-.00058	.00165	.00075	.00473	.00980	.00168	.00834
Stddev	.00002	.00032	.00009	.00034	.00131	.00003	.00020
%RSD	2.7676	19.167	12.271	7.1563	13.321	2.0186	2.3587

Elem	Cd2288	Co2286	Cr2677	Cu3273	Fe2599	K_7664	Li6707
IS Ref	(Y_2243)	(In2306)	(Y_3600)	(Y_3600)	(Y_3710)	(Y_3710)	(Y_3710)
Units	Cts/S	Cts/S	Cts/S	Cts/S	Cts/S	Cts/S	Cts/S
Avg	.0006	.00100	-.00014	-.00225	.00014	.00491	.01220
Stddev	.0002	.00021	.00003	.00010	.00018	.00125	.00164
%RSD	26.79	20.775	19.725	4.2558	129.99	25.379	13.451

Elem	Mg2790	Mn2576	Mo2020	Na5895	Ni2316	Pb2203	Sb2175
IS Ref	(Y_3710)	(Y_3600)	(Y_2243)	(Y_3710)	(In2306)	(Y_2243)	(Y_2243)
Units	Cts/S	Cts/S	Cts/S	Cts/S	Cts/S	Cts/S	Cts/S
Avg	-.00008	.00078	.00355	.02066	.00135	.00056	.0000
Stddev	.00036	.00003	.00012	.00110	.00014	.00012	.0002
%RSD	473.28	3.6893	3.2623	5.3040	10.078	22.201	1755.

Elem	Se1960	Sn1899	Ti3372	Tl1908	V_2908	Zn2062	Si2516
IS Ref	(Y_2243)	(In2306)	(Y_3600)	(In2306)	(Y_3710)	(In2306)	(Y_3710)
Units	Cts/S	Cts/S	Cts/S	Cts/S	Cts/S	Cts/S	Cts/S
Avg	-.00029	.00051	.00123	.00092	.00078	.00218	.00037
Stddev	.00009	.00008	.00005	.00015	.00021	.00010	.00021
%RSD	32.530	16.391	3.9021	16.270	27.481	4.5685	57.909

Elem	Sr3464
IS Ref	(Y_3710)
Units	Cts/S
Avg	-.00234
Stddev	.00002
%RSD	1.0302

Int. Std.	In2306	Y_2243	Y_3600	Y_3710
Units	Cts/S	Cts/S	Cts/S	Cts/S
Avg	5813.1	4385.1	62518.	7163.9
Stddev	2.4	4.7	145.	26.4
%RSD	.04119	.10734	.23237	.36867

PDF created with pdfFactory Pro trial version www.pdffactory.com

Sample Name: SCAL1-2484742 Acquired: 7/26/2016 9:11:16 Type: Cal
Method: ICP I9 Method 200.7-6010(v136) Mode: IR Corr. Factor: 1.000000
User: analyst Custom ID1: Custom ID2: Custom ID3:
Comment:

Elem	Ag3280	As1890	B_1826	Ba4554	Be3130	Cd2288	Co2286	Cr2677
IS Ref	(Y_3600)	(Y_2243)	(Y_2243)	(Y_3710)	(Y_3710)	(Y_2243)	(In2306)	(Y_3600)
Units	Cts/S	Cts/S	Cts/S	Cts/S	Cts/S	Cts/S	Cts/S	Cts/S
Avg	.58150	.09884	3.8251	22.965	17.982	2.332	3.6574	.96798
Stddev	.00079	.00088	.0345	.081	.064	.025	.0508	.00054
%RSD	.13569	.88890	.90214	.35465	.35758	1.086	1.3877	.05553

Elem	Cu3273	Li6707	Mn2576	Mo2020	Ni2316	Pb2203	Sb2175	Se1960
IS Ref	(Y_3600)	(Y_3710)	(Y_3600)	(Y_2243)	(In2306)	(Y_2243)	(Y_2243)	(Y_2243)
Units	Cts/S	Cts/S	Cts/S	Cts/S	Cts/S	Cts/S	Cts/S	Cts/S
Avg	.69717	10.926	6.1788	3.9898	2.0034	.32725	.1559	.09837
Stddev	.00148	.042	.0114	.0558	.0281	.00317	.0018	.00135
%RSD	.21233	.38384	.18462	1.3996	1.4017	.96967	1.175	1.3737

Elem	Sn1899	Ti3372	Tl1908	V_2908	Zn2062	Sr3464
IS Ref	(In2306)	(Y_3600)	(In2306)	(Y_3710)	(In2306)	(Y_3710)
Units	Cts/S	Cts/S	Cts/S	Cts/S	Cts/S	Cts/S
Avg	2.6182	6.9559	.28975	.51066	4.1595	1.4381
Stddev	.0420	.0166	.00480	.00157	.0591	.0065
%RSD	1.6043	.23858	1.6566	.30802	1.4199	.45285

Int. Std.	In2306	Y_2243	Y_3600	Y_3710
Units	Cts/S	Cts/S	Cts/S	Cts/S
Avg	5464.3	4292.9	61050.	7206.2
Stddev	7.9	3.3	66.	28.2
%RSD	.14477	.07760	.10755	.39158

PDF created with pdfFactory Pro trial version www.pdffactory.com

Sample Name: SCAL2-2484716 Acquired: 7/26/2016 9:15:19 Type: Cal
Method: ICP I9 Method 200.7-6010(v136) Mode: IR Corr. Factor: 1.000000
User: analyst Custom ID1: Custom ID2: Custom ID3:
Comment:

Elem	Al3082	Ca3179	Fe2599	K_7664	Mg2790	Na5895	Si2516
IS Ref	(Y_3710)	(Y_3710)	(Y_3710)	(Y_3710)	(Y_3710)	(Y_3710)	(Y_3710)
Units	Cts/S	Cts/S	Cts/S	Cts/S	Cts/S	Cts/S	Cts/S
Avg	.91593	12.262	6.4172	4.3523	1.3849	17.508	.36158
Stddev	.00426	.071	.0180	.0172	.0065	.050	.00107
%RSD	.46535	.58094	.28069	.39416	.46590	.28358	.29515

Int. Std.	Y_3710
Units	Cts/S
Avg	6973.6
Stddev	30.6
%RSD	.43913

PDF created with pdfFactory Pro trial version www.pdffactory.com

Sample Name: ICV-2586270 Acquired: 7/26/2016 9:19:29 Type: QC
Method: ICP I9 Method 200.7-6010(v136) Mode: CONC Corr. Factor: 1.000000
User: analyst Custom ID1: Custom ID2: Custom ID3:
Comment:

Elem	Ag3280	Al3082	As1890	B_1826	Ba4554	Be3130	Ca3179	Cd2288
IS Ref	(Y_3600)	(Y_3710)	(Y_2243)	(Y_2243)	(Y_3710)	(Y_3710)	(Y_3710)	(Y_2243)
Units	ppb	ppb	ppb	ppb	ppb	ppb	ppb	ppb
Avg	752.37	12417.	383.64	1540.8	1468.1	1493.2	25045.	381.2
Stddev	.27	25.	4.54	7.5	1.4	3.8	48.	2.9
%RSD	.03638	.20004	1.1831	.48700	.09762	.25220	.19078	.7727
Check ?	Chk Pass	Chk Pass	Chk Pass	Chk Pass	Chk Pass	Chk Pass	Chk Pass	Chk Pass
Value								
Range								

Elem	Co2286	Cr2677	Cu3273	Fe2599	K_7664	Li6707	Mg2790	Mn2576
IS Ref	(In2306)	(Y_3600)	(Y_3600)	(Y_3710)	(Y_3710)	(Y_3710)	(Y_3710)	(Y_3600)
Units	ppb	ppb	ppb	ppb	ppb	ppb	ppb	ppb
Avg	1462.1	1453.2	1463.3	12623.	24544.	1023.6	24625.	1501.5
Stddev	7.4	3.0	2.3	11.	42.	1.4	85.	3.0
%RSD	.50728	.20981	.15569	.08733	.17010	.14096	.34352	.19994
Check ?	Chk Pass	Chk Pass	Chk Pass	Chk Pass	Chk Pass	Chk Pass	Chk Pass	Chk Pass
Value								
Range								

Elem	Mo2020	Na5895	Ni2316	Pb2203	Sb2175	Se1960	Sn1899	Ti3372
IS Ref	(Y_2243)	(Y_3710)	(In2306)	(Y_2243)	(Y_2243)	(Y_2243)	(In2306)	(Y_3600)
Units	ppb	ppb	ppb	ppb	ppb	ppb	ppb	ppb
Avg	1486.7	24917.	1496.3	374.18	381.7	387.75	1524.9	1501.3
Stddev	11.1	22.	6.4	2.02	3.6	1.81	8.5	1.2
%RSD	.74731	.08973	.43037	.54054	.9466	.46753	.55919	.07866
Check ?	Chk Pass	Chk Pass	Chk Pass	Chk Pass	Chk Pass	Chk Pass	Chk Pass	Chk Pass
Value								
Range								

PDF created with pdfFactory Pro trial version www.pdffactory.com

Sample Name: ICV-2586270 Acquired: 7/26/2016 9:19:29 Type: QC
Method: ICP I9 Method 200.7-6010(v136) Mode: CONC Corr. Factor: 1.000000
User: analyst Custom ID1: Custom ID2: Custom ID3:
Comment:

Elem	Tl1908	V_2908	Zn2062	Si2516	Sr3464
IS Ref	(In2306)	(Y_3710)	(In2306)	(Y_3710)	(Y_3710)
Units	ppb	ppb	ppb	ppb	ppb
Avg	749.85	1528.3	1526.7	2944.7	4538.9
Stddev	7.78	3.4	7.7	18.1	6.4
%RSD	1.0378	.22054	.50751	.61635	.14083
Check ?	Chk Pass	Chk Pass	Chk Pass	Chk Pass	Chk Pass
Value					
Range					

Int. Std.	In2306	Y_2243	Y_3600	Y_3710
Units	Cts/S	Cts/S	Cts/S	Cts/S
Avg	5389.0	4287.3	60445.	7187.9
Stddev	6.2	13.9	131.	4.0
%RSD	.11546	.32436	.21721	.05601

PDF created with pdfFactory Pro trial version www.pdffactory.com

Sample Name: ICB Acquired: 7/26/2016 9:23:16 Type: QC
Method: ICP I9 Method 200.7-6010(v136) Mode: CONC Corr. Factor: 1.000000
User: analyst Custom ID1: Custom ID2: Custom ID3:
Comment:

Elem	Ag3280	Al3082	As1890	B_1826	Ba4554	Be3130	Ca3179	Cd2288
IS Ref	(Y_3600)	(Y_3710)	(Y_2243)	(Y_2243)	(Y_3710)	(Y_3710)	(Y_3710)	(Y_2243)
Units	ppb	ppb	ppb	ppb	ppb	ppb	ppb	ppb
Avg	-.15051	-17.733	.09646	.44630	.06824	.00279	4.0342	.0500
Stddev	.73086	32.631	.90614	.37278	.13552	.08705	2.8743	.0187
%RSD	485.60	184.02	939.44	83.527	198.60	3119.9	71.250	37.48
Check ?	Chk Pass	Chk Pass	Chk Pass	Chk Pass	Chk Pass	Chk Pass	Chk Pass	Chk Pass
High Limit								
Low Limit								

Elem	Co2286	Cr2677	Cu3273	Fe2599	K_7664	Li6707	Mg2790	Mn2576
IS Ref	(In2306)	(Y_3600)	(Y_3600)	(Y_3710)	(Y_3710)	(Y_3710)	(Y_3710)	(Y_3600)
Units	ppb	ppb	ppb	ppb	ppb	ppb	ppb	ppb
Avg	.05861	-.06975	-.20775	3.4159	21.346	.05905	-4.8382	-.00548
Stddev	.14183	.22088	.18414	1.1838	36.567	.88216	2.0169	.07146
%RSD	241.97	316.68	88.639	34.654	171.30	1494.0	41.687	1303.4
Check ?	Chk Pass	Chk Pass	Chk Pass	Chk Pass	Chk Pass	Chk Pass	Chk Pass	Chk Pass
High Limit								
Low Limit								

Elem	Mo2020	Na5895	Ni2316	Pb2203	Sb2175	Se1960	Sn1899	Ti3372
IS Ref	(Y_2243)	(Y_3710)	(In2306)	(Y_2243)	(Y_2243)	(Y_2243)	(In2306)	(Y_3600)
Units	ppb	ppb	ppb	ppb	ppb	ppb	ppb	ppb
Avg	1.1479	-.97125	.30004	.71214	-1.482	.36032	-.39217	-.39736
Stddev	.1430	10.118	.24183	.68162	.403	3.8261	.54744	.18261
%RSD	12.460	1041.7	80.600	95.715	27.20	1061.9	139.59	45.956
Check ?	Chk Pass	Chk Pass	Chk Pass	Chk Pass	Chk Pass	Chk Pass	Chk Pass	Chk Pass
High Limit								
Low Limit								

PDF created with pdfFactory Pro trial version www.pdffactory.com

Sample Name: ICB Acquired: 7/26/2016 9:23:16 Type: QC
Method: ICP I9 Method 200.7-6010(v136) Mode: CONC Corr. Factor: 1.000000
User: analyst Custom ID1: Custom ID2: Custom ID3:
Comment:

Elem	Tl1908	V_2908	Zn2062	Si2516	Sr3464
IS Ref	(In2306)	(Y_3710)	(In2306)	(Y_3710)	(Y_3710)
Units	ppb	ppb	ppb	ppb	ppb
Avg	.77689	-.99223	.01101	-5.2059	2.3439
Stddev	.33151	3.3890	.10763	6.6241	.4766
%RSD	42.671	341.55	977.35	127.24	20.335
Check ?	Chk Pass	Chk Pass	Chk Pass	Chk Pass	Chk Pass
High Limit					
Low Limit					

Int. Std.	In2306	Y_2243	Y_3600	Y_3710
Units	Cts/S	Cts/S	Cts/S	Cts/S
Avg	5811.4	4377.5	62573.	7154.6
Stddev	1.7	4.2	233.	34.4
%RSD	.02977	.09613	.37245	.48078

PDF created with pdfFactory Pro trial version www.pdffactory.com

Sample Name: CRI-2454432 Acquired: 7/26/2016 9:27:27 Type: QC
Method: ICP I9 Method 200.7-6010(v136) Mode: CONC Corr. Factor: 1.000000
User: analyst Custom ID1: Custom ID2: Custom ID3:
Comment:

Elem	Ag3280	Al3082	As1890	B_1826	Ba4554	Be3130	Ca3179	Cd2288
IS Ref	(Y_3600)	(Y_3710)	(Y_2243)	(Y_2243)	(Y_3710)	(Y_3710)	(Y_3710)	(Y_2243)
Units	ppb	ppb	ppb	ppb	ppb	ppb	ppb	ppb
Avg	5.2354	191.90	15.656	205.19	10.067	5.1283	5046.8	5.155
Stddev	.3060	12.66	1.041	2.05	.339	.0558	18.5	.032
%RSD	5.8453	6.5985	6.6483	1.0006	3.3699	1.0875	.36593	.6275
Check ?	Chk Pass	Chk Pass	Chk Pass	Chk Pass	Chk Pass	Chk Pass	Chk Pass	Chk Pass
Value								
Range								

Elem	Co2286	Cr2677	Cu3273	Fe2599	K_7664	Li6707	Mg2790	Mn2576
IS Ref	(In2306)	(Y_3600)	(Y_3600)	(Y_3710)	(Y_3710)	(Y_3710)	(Y_3710)	(Y_3600)
Units	ppb	ppb	ppb	ppb	ppb	ppb	ppb	ppb
Avg	4.9068	5.1961	15.595	313.94	4886.1	49.642	5088.7	15.527
Stddev	.1448	.2399	1.365	2.82	37.2	.145	22.8	.068
%RSD	2.9509	4.6171	8.7509	.89738	.76159	.29275	.44711	.44083
Check ?	Chk Pass	Chk Pass	Chk Pass	Chk Pass	Chk Pass	Chk Pass	Chk Pass	Chk Pass
Value								
Range								

Elem	Mo2020	Na5895	Ni2316	Pb2203	Sb2175	Se1960	Sn1899	Ti3372
IS Ref	(Y_2243)	(Y_3710)	(In2306)	(Y_2243)	(Y_2243)	(Y_2243)	(In2306)	(Y_3600)
Units	ppb	ppb	ppb	ppb	ppb	ppb	ppb	ppb
Avg	8.3524	5046.5	25.330	10.611	11.14	20.207	99.955	51.122
Stddev	.2384	3.9	.411	.997	1.49	1.398	1.033	.245
%RSD	2.8545	.07771	1.6233	9.3972	13.37	6.9188	1.0337	.47991
Check ?	Chk Pass	Chk Pass	Chk Pass	Chk Pass	Chk Pass	Chk Pass	Chk Pass	Chk Pass
Value								
Range								

PDF created with pdfFactory Pro trial version www.pdffactory.com

Sample Name: CRI-2454432 Acquired: 7/26/2016 9:27:27 Type: QC
Method: ICP I9 Method 200.7-6010(v136) Mode: CONC Corr. Factor: 1.000000
User: analyst Custom ID1: Custom ID2: Custom ID3:
Comment:

Elem	Tl1908	V_2908	Zn2062	Si2516	Sr3464
IS Ref	(In2306)	(Y_3710)	(In2306)	(Y_3710)	(Y_3710)
Units	ppb	ppb	ppb	ppb	ppb
Avg	14.426	5.4753	38.751	498.58	52.889
Stddev	.680	.9425	.550	7.53	2.598
%RSD	4.7115	17.213	1.4193	1.5101	4.9128
Check ?	Chk Pass	Chk Pass	Chk Pass	Chk Pass	Chk Pass
Value					
Range					

Int. Std.	In2306	Y_2243	Y_3600	Y_3710
Units	Cts/S	Cts/S	Cts/S	Cts/S
Avg	5725.7	4361.3	61996.	7211.7
Stddev	4.6	6.6	65.	12.0
%RSD	.07954	.15222	.10502	.16638

PDF created with pdfFactory Pro trial version www.pdffactory.com

Sample Name: CRILL-2454405 Acquired: 7/26/2016 9:31:34 Type: QC
Method: ICP I9 Method 200.7-6010(v136) Mode: CONC Corr. Factor: 1.000000
User: analyst Custom ID1: Custom ID2: Custom ID3:
Comment:

Elem	Ag3280	Al3082	As1890	B_1826	Ba4554	Be3130	Ca3179	Cd2288
IS Ref	(Y_3600)	(Y_3710)	(Y_2243)	(Y_2243)	(Y_3710)	(Y_3710)	(Y_3710)	(Y_2243)
Units	ppb	ppb	ppb	ppb	ppb	ppb	ppb	ppb
Avg	4.7839	198.82	10.133	203.70	200.84	5.2779	5103.4	2.114
Stddev	.5191	26.47	1.170	.87	1.07	.0941	7.6	.086
%RSD	10.851	13.316	11.544	.42738	.53463	1.7834	.14959	4.051
Check ?	Chk Pass	Chk Pass	Chk Pass	Chk Pass	Chk Pass	Chk Pass	Chk Pass	Chk Pass
Value								
Range								

Elem	Co2286	Cr2677	Cu3273	Fe2599	K_7664	Li6707	Mg2790	Mn2576
IS Ref	(In2306)	(Y_3600)	(Y_3600)	(Y_3710)	(Y_3710)	(Y_3710)	(Y_3710)	(Y_3600)
Units	ppb	ppb	ppb	ppb	ppb	ppb	ppb	ppb
Avg	7.2422	5.1266	26.984	108.33	4949.4	50.491	5126.1	15.722
Stddev	.0826	.1070	1.049	1.19	27.9	.668	15.1	.130
%RSD	1.1400	2.0865	3.8878	1.1015	.56336	1.3236	.29370	.82620
Check ?	Chk Pass	Chk Pass	Chk Pass	Chk Pass	Chk Pass	Chk Pass	Chk Pass	Chk Pass
Value								
Range								

Elem	Mo2020	Na5895	Ni2316	Pb2203	Sb2175	Se1960	Sn1899	Ti3372
IS Ref	(Y_2243)	(Y_3710)	(In2306)	(Y_2243)	(Y_2243)	(Y_2243)	(In2306)	(Y_3600)
Units	ppb	ppb	ppb	ppb	ppb	ppb	ppb	ppb
Avg	7.8689	5080.9	40.310	3.2285	9.599	5.2618	100.66	51.067
Stddev	.2119	25.0	.563	.8752	.744	1.1714	1.96	.555
%RSD	2.6927	.49270	1.3965	27.109	7.749	22.262	1.9429	1.0876
Check ?	Chk Pass	Chk Pass	Chk Pass	Chk Pass	Chk Pass	Chk Pass	Chk Pass	Chk Pass
Value								
Range								

PDF created with pdfFactory Pro trial version www.pdffactory.com

Sample Name: CRILL-2454405 Acquired: 7/26/2016 9:31:34 Type: QC
Method: ICP I9 Method 200.7-6010(v136) Mode: CONC Corr. Factor: 1.000000
User: analyst Custom ID1: Custom ID2: Custom ID3:
Comment:

Elem	Tl1908	V_2908	Zn2062	Si2516	Sr3464
IS Ref	(In2306)	(Y_3710)	(In2306)	(Y_3710)	(Y_3710)
Units	ppb	ppb	ppb	ppb	ppb
Avg	10.357	7.8389	21.236	500.73	51.056
Stddev	.317	1.7531	.257	1.84	4.174
%RSD	3.0651	22.364	1.2103	.36670	8.1755
Check ?	Chk Pass	Chk Pass	Chk Pass	Chk Pass	Chk Pass
Value					
Range					

Int. Std.	In2306	Y_2243	Y_3600	Y_3710
Units	Cts/S	Cts/S	Cts/S	Cts/S
Avg	5726.4	4358.3	61837.	7163.1
Stddev	12.6	11.7	264.	33.4
%RSD	.21976	.26863	.42622	.46645

PDF created with pdfFactory Pro trial version www.pdffactory.com

Sample Name: ICSA-2622662 Acquired: 7/26/2016 9:35:42 Type: QC
Method: ICP I9 Method 200.7-6010(v136) Mode: CONC Corr. Factor: 1.000000
User: analyst Custom ID1: Custom ID2: Custom ID3:
Comment:

Elem	Ag3280	Al3082	As1890	B_1826	Ba4554	Be3130	Ca3179
IS Ref	(Y_3600)	(Y_3710)	(Y_2243)	(Y_2243)	(Y_3710)	(Y_3710)	(Y_3710)
Units	ppb	ppb	ppb	ppb	ppb	ppb	ppb
Avg	-1.2796	501180.	-.07236	-10.459	-.16529	-.12146	468540.
Stddev	.1239	1462.	3.8946	.296	.03326	.05772	1168.
%RSD	9.6841	.29177	5382.6	2.8277	20.122	47.521	.24928
Check ?	Chk Pass	Chk Pass	Chk Pass	Chk Pass	Chk Pass	Chk Pass	Chk Pass
High Limit							
Low Limit							

Elem	Cd2288	Co2286	Cr2677	Cu3273	Fe2599	K_7664	Li6707
IS Ref	(Y_2243)	(In2306)	(Y_3600)	(Y_3600)	(Y_3710)	(Y_3710)	(Y_3710)
Units	ppb	ppb	ppb	ppb	ppb	ppb	ppb
Avg	.3929	-.77487	3.1122	.64549	185360.	35.478	7.5781
Stddev	.1409	.18566	.1661	.83595	583.	29.341	.6976
%RSD	35.87	23.960	5.3382	129.51	.31464	82.701	9.2053
Check ?	Chk Pass	Chk Pass	Chk Pass	Chk Pass	Chk Pass	Chk Pass	Chk Pass
High Limit							
Low Limit							

Elem	Mg2790	Mn2576	Mo2020	Na5895	Ni2316	Pb2203	Sb2175
IS Ref	(Y_3710)	(Y_3600)	(Y_2243)	(Y_3710)	(In2306)	(Y_2243)	(Y_2243)
Units	ppb	ppb	ppb	ppb	ppb	ppb	ppb
Avg	481310.	1.6714	-2.3917	112.39	7.7750	4.2444	-.6640
Stddev	990.	.0412	.1028	15.53	.6923	.4675	.8872
%RSD	.20575	2.4641	4.2976	13.813	8.9037	11.014	133.6
Check ?	Chk Pass	Chk Pass	Chk Pass	Chk Pass	Chk Pass	Chk Pass	Chk Pass
High Limit							
Low Limit							

PDF created with pdfFactory Pro trial version www.pdffactory.com

Sample Name: ICSA-2622662 Acquired: 7/26/2016 9:35:42 Type: QC
Method: ICP I9 Method 200.7-6010(v136) Mode: CONC Corr. Factor: 1.000000
User: analyst Custom ID1: Custom ID2: Custom ID3:
Comment:

Elem	Se1960	Sn1899	Ti3372	Tl1908	V_2908	Zn2062	Si2516
IS Ref	(Y_2243)	(In2306)	(Y_3600)	(In2306)	(Y_3710)	(In2306)	(Y_3710)
Units	ppb	ppb	ppb	ppb	ppb	ppb	ppb
Avg	-1.5218	4.0209	-1.5522	3.0477	-1.5349	5.6567	8.1442
Stddev	5.5423	.7649	.2183	1.2925	.6808	.3833	2.9442
%RSD	364.19	19.024	14.067	42.411	44.356	6.7755	36.150
Check ?	Chk Pass	Chk Pass	Chk Pass	Chk Pass	Chk Pass	Chk Pass	Chk Pass
High Limit							
Low Limit							

Elem	Sr3464
IS Ref	(Y_3710)
Units	ppb
Avg	7.3601
Stddev	4.1958
%RSD	57.008
Check ?	Chk Pass
High Limit	
Low Limit	

Int. Std.	In2306	Y_2243	Y_3600	Y_3710
Units	Cts/S	Cts/S	Cts/S	Cts/S
Avg	4574.9	3873.0	53816.	6860.2
Stddev	7.0	5.2	115.	23.5
%RSD	.15281	.13338	.21294	.34210

PDF created with pdfFactory Pro trial version www.pdffactory.com

Sample Name: ICSAB-2562121 Acquired: 7/26/2016 9:39:51 Type: QC
Method: ICP I9 Method 200.7-6010(v136) Mode: CONC Corr. Factor: 1.000000
User: analyst Custom ID1: Custom ID2: Custom ID3:
Comment:

Elem	Ag3280	Al3082	As1890	B_1826	Ba4554	Be3130	Ca3179
IS Ref	(Y_3600)	(Y_3710)	(Y_2243)	(Y_2243)	(Y_3710)	(Y_3710)	(Y_3710)
Units	ppb	ppb	ppb	ppb	ppb	ppb	ppb
Avg	1084.5	498510.	1023.2	496.60	494.01	488.28	475990.
Stddev	1.9	3050.	10.0	3.99	2.09	2.22	1047.
%RSD	.17798	.61171	.98052	.80293	.42366	.45488	.21994
Check ?	Chk Pass	Chk Pass	Chk Pass	Chk Pass	Chk Pass	Chk Pass	Chk Pass
Value							
Range							

Elem	Cd2288	Co2286	Cr2677	Cu3273	Fe2599	K_7664	Li6707
IS Ref	(Y_2243)	(In2306)	(Y_3600)	(Y_3600)	(Y_3710)	(Y_3710)	(Y_3710)
Units	ppb	ppb	ppb	ppb	ppb	ppb	ppb
Avg	1033.	493.30	476.70	517.41	188650.	10363.	549.67
Stddev	9.	3.91	.73	1.19	717.	49.	3.04
%RSD	.9173	.79174	.15373	.22998	.37996	.47618	.55339
Check ?	Chk Pass	Chk Pass	Chk Pass	Chk Pass	Chk Pass	Chk Pass	Chk Pass
Value							
Range							

Elem	Mg2790	Mn2576	Mo2020	Na5895	Ni2316	Pb2203	Sb2175
IS Ref	(Y_3710)	(Y_3600)	(Y_2243)	(Y_3710)	(In2306)	(Y_2243)	(Y_2243)
Units	ppb	ppb	ppb	ppb	ppb	ppb	ppb
Avg	483880.	487.52	982.51	10533.	948.56	910.98	1026.
Stddev	1663.	1.26	10.80	50.	6.77	6.64	11.
%RSD	.34371	.25860	1.0995	.47190	.71391	.72851	1.034
Check ?	Chk Pass	Chk Pass	Chk Pass	Chk Pass	Chk Pass	Chk Pass	Chk Pass
Value							
Range							

PDF created with pdfFactory Pro trial version www.pdffactory.com

Sample Name: ICSAB-2562121 Acquired: 7/26/2016 9:39:51 Type: QC
Method: ICP I9 Method 200.7-6010(v136) Mode: CONC Corr. Factor: 1.000000
User: analyst Custom ID1: Custom ID2: Custom ID3:
Comment:

Elem	Se1960	Sn1899	Ti3372	Tl1908	V_2908	Zn2062	Si2516
IS Ref	(Y_2243)	(In2306)	(Y_3600)	(In2306)	(Y_3710)	(In2306)	(Y_3710)
Units	ppb	ppb	ppb	ppb	ppb	ppb	ppb
Avg	1014.8	508.59	500.58	952.61	485.51	1007.4	9931.1
Stddev	7.0	4.06	.98	9.94	2.45	8.6	69.0
%RSD	.69249	.79861	.19531	1.0432	.50486	.85454	.69490
Check ?	Chk Pass	Chk Pass	Chk Pass	Chk Pass	Chk Pass	Chk Pass	Chk Pass
Value							
Range							

Elem	Sr3464
IS Ref	(Y_3710)
Units	ppb
Avg	1464.8
Stddev	3.1
%RSD	.21006
Check ?	Chk Pass
Value	
Range	

Int. Std.	In2306	Y_2243	Y_3600	Y_3710
Units	Cts/S	Cts/S	Cts/S	Cts/S
Avg	4512.8	3853.9	53809.	6915.3
Stddev	12.6	9.7	156.	2.0
%RSD	.27957	.25192	.28960	.02847

PDF created with pdfFactory Pro trial version www.pdffactory.com

Sample Name: CCV-2609127 Acquired: 7/26/2016 9:43:42 Type: QC
Method: ICP I9 Method 200.7-6010(v136) Mode: CONC Corr. Factor: 1.000000
User: analyst Custom ID1: Custom ID2: Custom ID3:
Comment:

Elem	Ag3280	Al3082	As1890	B_1826	Ba4554	Be3130	Ca3179	Cd2288
IS Ref	(Y_3600)	(Y_3710)	(Y_2243)	(Y_2243)	(Y_3710)	(Y_3710)	(Y_3710)	(Y_2243)
Units	ppb	ppb	ppb	ppb	ppb	ppb	ppb	ppb
Avg	1075.9	26934.	537.30	5505.7	2112.6	2163.8	54450.	539.9
Stddev	2.3	85.	1.85	14.9	4.2	5.3	141.	2.8
%RSD	.21402	.31640	.34356	.27022	.20103	.24309	.25836	.5097
Check ?	Chk Pass	Chk Pass	Chk Pass	Chk Pass	Chk Pass	Chk Pass	Chk Pass	Chk Pass
Value								
Range								

Elem	Co2286	Cr2677	Cu3273	Fe2599	K_7664	Li6707	Mg2790	Mn2576
IS Ref	(In2306)	(Y_3600)	(Y_3600)	(Y_3710)	(Y_3710)	(Y_3710)	(Y_3710)	(Y_3600)
Units	ppb	ppb	ppb	ppb	ppb	ppb	ppb	ppb
Avg	2158.8	2098.3	2110.9	26884.	52861.	5466.8	52739.	2114.7
Stddev	10.1	6.8	2.2	100.	180.	17.7	99.	3.1
%RSD	.46707	.32546	.10504	.37081	.34101	.32316	.18694	.14884
Check ?	Chk Pass	Chk Pass	Chk Pass	Chk Pass	Chk Pass	Chk Pass	Chk Pass	Chk Pass
Value								
Range								

Elem	Mo2020	Na5895	Ni2316	Pb2203	Sb2175	Se1960	Sn1899	Ti3372
IS Ref	(Y_2243)	(Y_3710)	(In2306)	(Y_2243)	(Y_2243)	(Y_2243)	(In2306)	(Y_3600)
Units	ppb	ppb	ppb	ppb	ppb	ppb	ppb	ppb
Avg	2164.8	53456.	2166.8	522.97	548.7	549.04	5494.1	5367.9
Stddev	12.3	72.	12.9	3.42	3.8	2.21	30.3	7.8
%RSD	.56842	.13435	.59360	.65380	.6850	.40239	.55090	.14528
Check ?	Chk Pass	Chk Pass	Chk Pass	Chk Pass	Chk Pass	Chk Pass	Chk Pass	Chk Pass
Value								
Range								

PDF created with pdfFactory Pro trial version www.pdffactory.com

Sample Name: CCV-2609127 Acquired: 7/26/2016 9:43:42 Type: QC
Method: ICP I9 Method 200.7-6010(v136) Mode: CONC Corr. Factor: 1.000000
User: analyst Custom ID1: Custom ID2: Custom ID3:
Comment:

Elem	Tl1908	V_2908	Zn2062	Si2516	Sr3464
IS Ref	(In2306)	(Y_3710)	(In2306)	(Y_3710)	(Y_3710)
Units	ppb	ppb	ppb	ppb	ppb
Avg	1078.3	2169.6	2201.3	5506.5	5371.9
Stddev	3.1	6.1	12.5	38.9	16.7
%RSD	.28968	.28152	.56932	.70637	.31052
Check ?	Chk Pass	Chk Pass	Chk Pass	Chk Pass	Chk Pass
Value					
Range					

Int. Std.	In2306	Y_2243	Y_3600	Y_3710
Units	Cts/S	Cts/S	Cts/S	Cts/S
Avg	5129.0	4182.5	58919.	7013.5
Stddev	4.6	3.7	140.	24.6
%RSD	.09025	.08950	.23732	.35046

PDF created with pdfFactory Pro trial version www.pdffactory.com

Sample Name: CCB Acquired: 7/26/2016 9:47:32 Type: QC
Method: ICP I9 Method 200.7-6010(v136) Mode: CONC Corr. Factor: 1.000000
User: analyst Custom ID1: Custom ID2: Custom ID3:
Comment:

Elem	Ag3280	Al3082	As1890	B_1826	Ba4554	Be3130	Ca3179	Cd2288
IS Ref	(Y_3600)	(Y_3710)	(Y_2243)	(Y_2243)	(Y_3710)	(Y_3710)	(Y_3710)	(Y_2243)
Units	ppb	ppb	ppb	ppb	ppb	ppb	ppb	ppb
Avg	.31009	13.173	1.8469	-.12044	-.12863	-.06687	21.370	-.0437
Stddev	.54830	8.289	1.1974	.91071	.18810	.07791	1.763	.0548
%RSD	176.82	62.921	64.836	756.17	146.23	116.51	8.2500	125.4
Check ?	Chk Pass	Chk Pass	Chk Pass	Chk Pass	Chk Pass	Chk Pass	Chk Pass	Chk Pass
High Limit								
Low Limit								

Elem	Co2286	Cr2677	Cu3273	Fe2599	K_7664	Li6707	Mg2790	Mn2576
IS Ref	(In2306)	(Y_3600)	(Y_3600)	(Y_3710)	(Y_3710)	(Y_3710)	(Y_3710)	(Y_3600)
Units	ppb	ppb	ppb	ppb	ppb	ppb	ppb	ppb
Avg	-.32657	.46732	-.24687	10.485	4.1909	.80069	3.9995	.06985
Stddev	.27368	.24728	.09740	2.626	4.3566	2.1482	22.337	.02929
%RSD	83.804	52.914	39.452	25.050	103.95	268.29	558.49	41.937
Check ?	Chk Pass	Chk Pass	Chk Pass	Chk Pass	Chk Pass	Chk Pass	Chk Pass	Chk Pass
High Limit								
Low Limit								

Elem	Mo2020	Na5895	Ni2316	Pb2203	Sb2175	Se1960	Sn1899	Ti3372
IS Ref	(Y_2243)	(Y_3710)	(In2306)	(Y_2243)	(Y_2243)	(Y_2243)	(In2306)	(Y_3600)
Units	ppb	ppb	ppb	ppb	ppb	ppb	ppb	ppb
Avg	.88011	6.9662	.44223	.58312	-.3014	.92200	-.04904	.42549
Stddev	.23067	7.6590	.38521	1.2714	1.214	2.0480	.67345	.07410
%RSD	26.209	109.94	87.106	218.03	402.7	222.12	1373.4	17.415
Check ?	Chk Pass	Chk Pass	Chk Pass	Chk Pass	Chk Pass	Chk Pass	Chk Pass	Chk Pass
High Limit								
Low Limit								

PDF created with pdfFactory Pro trial version www.pdffactory.com

Sample Name: CCB Acquired: 7/26/2016 9:47:32 Type: QC
Method: ICP I9 Method 200.7-6010(v136) Mode: CONC Corr. Factor: 1.000000
User: analyst Custom ID1: Custom ID2: Custom ID3:
Comment:

Elem	Tl1908	V_2908	Zn2062	Si2516	Sr3464
IS Ref	(In2306)	(Y_3710)	(In2306)	(Y_3710)	(Y_3710)
Units	ppb	ppb	ppb	ppb	ppb
Avg	.00878	-1.7094	.81371	-5.4852	-1.4127
Stddev	.47825	4.8862	.18118	6.8525	2.8091
%RSD	5449.8	285.85	22.266	124.93	198.85
Check ?	Chk Pass	Chk Pass	Chk Pass	Chk Pass	Chk Pass
High Limit					
Low Limit					

Int. Std.	In2306	Y_2243	Y_3600	Y_3710
Units	Cts/S	Cts/S	Cts/S	Cts/S
Avg	5799.9	4364.7	62821.	7097.7
Stddev	3.1	4.0	79.	22.5
%RSD	.05342	.09238	.12501	.31647

PDF created with pdfFactory Pro trial version www.pdffactory.com

Sample Name: IEC Check As Acquired: 7/26/2016 9:51:43 Type: QC
Method: ICP I9 Method 200.7-6010(v136) Mode: CONC Corr. Factor: 1.000000
User: analyst Custom ID1: Custom ID2: Custom ID3:
Comment:

Elem	Ag3280	Al3082	As1890	B_1826	Ba4554	Be3130	Ca3179	Cd2288
IS Ref	(Y_3600)	(Y_3710)	(Y_2243)	(Y_2243)	(Y_3710)	(Y_3710)	(Y_3710)	(Y_2243)
Units	ppb	ppb	ppb	ppb	ppb	ppb	ppb	ppb
Avg	-.09536	13.381	5065.6	-1.7707	-.07648	-.06058	-1.2719	1.749
Stddev	.11300	17.223	30.6	.5945	.27347	.06055	4.6860	.185
%RSD	118.49	128.71	.60374	33.575	357.58	99.942	368.41	10.58
Check ?	None	None	None	None	None	None	None	Chk Pass
Value								
Range								

Elem	Co2286	Cr2677	Cu3273	Fe2599	K_7664	Li6707	Mg2790	Mn2576
IS Ref	(In2306)	(Y_3600)	(Y_3600)	(Y_3710)	(Y_3710)	(Y_3710)	(Y_3710)	(Y_3600)
Units	ppb	ppb	ppb	ppb	ppb	ppb	ppb	ppb
Avg	-.22741	-.08831	-.37772	6.9937	-17.803	-4.1785	13.176	-.27803
Stddev	.15185	.23044	.58976	2.3563	29.128	2.3090	29.968	.02814
%RSD	66.773	260.95	156.14	33.691	163.62	55.259	227.45	10.120
Check ?	None	None	None	None	None	None	None	None
Value								
Range								

Elem	Mo2020	Na5895	Ni2316	Pb2203	Sb2175	Se1960	Sn1899	Ti3372
IS Ref	(Y_2243)	(Y_3710)	(In2306)	(Y_2243)	(Y_2243)	(Y_2243)	(In2306)	(Y_3600)
Units	ppb	ppb	ppb	ppb	ppb	ppb	ppb	ppb
Avg	-2.0579	-42.474	.00905	-.60791	-.4491	1.1783	-.61403	-.81631
Stddev	.2940	5.728	.36135	.20366	1.740	.8850	.34974	.14374
%RSD	14.285	13.485	3991.6	33.501	387.4	75.114	56.957	17.608
Check ?	None	None	None	None	None	None	None	None
Value								
Range								

PDF created with pdfFactory Pro trial version www.pdffactory.com

Sample Name: IEC Check As Acquired: 7/26/2016 9:51:43 Type: QC
Method: ICP I9 Method 200.7-6010(v136) Mode: CONC Corr. Factor: 1.000000
User: analyst Custom ID1: Custom ID2: Custom ID3:
Comment:

Elem	Tl1908	V_2908	Zn2062	Si2516	Sr3464
IS Ref	(In2306)	(Y_3710)	(In2306)	(Y_3710)	(Y_3710)
Units	ppb	ppb	ppb	ppb	ppb
Avg	-.71507	-.33273	-1.5100	-12.740	-.85106
Stddev	.46063	.12733	.0458	5.328	2.5733
%RSD	64.417	38.268	3.0319	41.822	302.36
Check ?	None	None	None	None	None
Value					
Range					

Int. Std.	In2306	Y_2243	Y_3600	Y_3710
Units	Cts/S	Cts/S	Cts/S	Cts/S
Avg	6027.0	4485.3	63980.	7228.0
Stddev	9.9	4.3	226.	36.1
%RSD	.16429	.09511	.35339	.49962

PDF created with pdfFactory Pro trial version www.pdffactory.com

Sample Name: IEC Check Ti Acquired: 7/26/2016 9:55:50 Type: QC
Method: ICP I9 Method 200.7-6010(v136) Mode: CONC Corr. Factor: 1.000000
User: analyst Custom ID1: Custom ID2: Custom ID3:
Comment:

Elem	Ag3280	Al3082	As1890	B_1826	Ba4554	Be3130	Ca3179	Cd2288
IS Ref	(Y_3600)	(Y_3710)	(Y_2243)	(Y_2243)	(Y_3710)	(Y_3710)	(Y_3710)	(Y_2243)
Units	ppb	ppb	ppb	ppb	ppb	ppb	ppb	ppb
Avg	-.93574	22.497	2.6633	-3.9707	-.27570	-.62414	-11.338	.3472
Stddev	.19620	10.600	1.5351	.5980	.13921	.06036	2.589	.0143
%RSD	20.968	47.118	57.638	15.060	50.492	9.6714	22.832	4.110
Check ?	None	None	None	None	None	None	None	None
Value								
Range								

Elem	Co2286	Cr2677	Cu3273	Fe2599	K_7664	Li6707	Mg2790	Mn2576
IS Ref	(In2306)	(Y_3600)	(Y_3600)	(Y_3710)	(Y_3710)	(Y_3710)	(Y_3710)	(Y_3600)
Units	ppb	ppb	ppb	ppb	ppb	ppb	ppb	ppb
Avg	-.56945	.86691	8.9613	-.04640	-25.031	-3.7960	-100.58	-.27508
Stddev	.91924	.21667	.7848	1.8223	2.842	.8865	17.70	.02193
%RSD	161.43	24.993	8.7576	3927.7	11.352	23.354	17.596	7.9711
Check ?	Chk Pass	None	None	None	None	None	None	None
Value								
Range								

Elem	Mo2020	Na5895	Ni2316	Pb2203	Sb2175	Se1960	Sn1899	Ti3372
IS Ref	(Y_2243)	(Y_3710)	(In2306)	(Y_2243)	(Y_2243)	(Y_2243)	(In2306)	(Y_3600)
Units	ppb	ppb	ppb	ppb	ppb	ppb	ppb	ppb
Avg	-2.9161	-54.926	-1.0617	1.4861	-2.992	1.3774	1.1652	29336.
Stddev	.2658	8.665	.1449	1.4575	.970	1.5328	.1245	263.
%RSD	9.1152	15.775	13.646	98.076	32.43	111.28	10.681	.89480
Check ?	None	None	None	None	None	None	None	None
Value								
Range								

PDF created with pdfFactory Pro trial version www.pdffactory.com

Sample Name: IEC Check Ti Acquired: 7/26/2016 9:55:50 Type: QC
Method: ICP I9 Method 200.7-6010(v136) Mode: CONC Corr. Factor: 1.000000
User: analyst Custom ID1: Custom ID2: Custom ID3:
Comment:

Elem	Tl1908	V_2908	Zn2062	Si2516	Sr3464
IS Ref	(In2306)	(Y_3710)	(In2306)	(Y_3710)	(Y_3710)
Units	ppb	ppb	ppb	ppb	ppb
Avg	6.2325	-.83516	-1.4193	3259.3	1.1229
Stddev	.9863	3.2889	.1229	533.0	1.3151
%RSD	15.825	393.81	8.6605	16.352	117.12
Check ?	Chk Pass	None	None	None	None
Value					
Range					

Int. Std.	In2306	Y_2243	Y_3600	Y_3710
Units	Cts/S	Cts/S	Cts/S	Cts/S
Avg	5948.0	4470.1	63788.	7301.5
Stddev	3.2	6.0	224.	15.4
%RSD	.05461	.13395	.35050	.21146

PDF created with pdfFactory Pro trial version www.pdffactory.com

Sample Name: IEC Check Co Acquired: 7/26/2016 10:00:06 Type: QC
Method: ICP I9 Method 200.7-6010(v136) Mode: CONC Corr. Factor: 1.000000
User: analyst Custom ID1: Custom ID2: Custom ID3:
Comment:

Elem	Ag3280	Al3082	As1890	B_1826	Ba4554	Be3130	Ca3179	Cd2288
IS Ref	(Y_3600)	(Y_3710)	(Y_2243)	(Y_2243)	(Y_3710)	(Y_3710)	(Y_3710)	(Y_2243)
Units	ppb	ppb	ppb	ppb	ppb	ppb	ppb	ppb
Avg	.20865	-5.4870	-.18595	-8.7583	-.23056	-.04899	-10.730	.0850
Stddev	.56452	11.646	.89818	.5150	.19387	.07048	2.437	.0930
%RSD	270.56	212.25	483.04	5.8802	84.087	143.87	22.710	109.4
Check ?	None	None	Chk Pass	None	None	None	None	None
Value								
Range								

Elem	Co2286	Cr2677	Cu3273	Fe2599	K_7664	Li6707	Mg2790	Mn2576
IS Ref	(In2306)	(Y_3600)	(Y_3600)	(Y_3710)	(Y_3710)	(Y_3710)	(Y_3710)	(Y_3600)
Units	ppb	ppb	ppb	ppb	ppb	ppb	ppb	ppb
Avg	9829.7	-.22789	-.77904	2.3664	-25.884	-4.8642	-22.346	.82346
Stddev	59.6	.08226	.56983	.6234	25.900	2.0053	10.039	.03924
%RSD	.60654	36.095	73.146	26.345	100.06	41.225	44.925	4.7651
Check ?	None	None	Chk Pass	None	None	None	None	None
Value								
Range								

Elem	Mo2020	Na5895	Ni2316	Pb2203	Sb2175	Se1960	Sn1899	Ti3372
IS Ref	(Y_2243)	(Y_3710)	(In2306)	(Y_2243)	(Y_2243)	(Y_2243)	(In2306)	(Y_3600)
Units	ppb	ppb	ppb	ppb	ppb	ppb	ppb	ppb
Avg	-3.1175	-69.689	-3.0659	.87468	2.323	-.67298	-.92463	3.7652
Stddev	.1644	.137	.2811	1.2505	2.895	1.0991	.19514	.1577
%RSD	5.2722	.19631	9.1684	142.97	124.6	163.31	21.104	4.1873
Check ?	None	None	Chk Pass	None	Chk Pass	None	None	None
Value								
Range								

PDF created with pdfFactory Pro trial version www.pdffactory.com

Sample Name: IEC Check Co Acquired: 7/26/2016 10:00:06 Type: QC
Method: ICP I9 Method 200.7-6010(v136) Mode: CONC Corr. Factor: 1.000000
User: analyst Custom ID1: Custom ID2: Custom ID3:
Comment:

Elem	Tl1908	V_2908	Zn2062	Si2516	Sr3464
IS Ref	(In2306)	(Y_3710)	(In2306)	(Y_3710)	(Y_3710)
Units	ppb	ppb	ppb	ppb	ppb
Avg	.59951	-.31041	-1.4189	8.2571	-1.6849
Stddev	.81747	1.6067	.0585	6.4167	2.2371
%RSD	136.36	517.59	4.1210	77.711	132.77
Check ?	Chk Pass	None	None	None	None
Value					
Range					

Int. Std.	In2306	Y_2243	Y_3600	Y_3710
Units	Cts/S	Cts/S	Cts/S	Cts/S
Avg	5933.0	4449.7	63672.	7246.8
Stddev	13.6	8.4	130.	19.5
%RSD	.22856	.18920	.20471	.26907

PDF created with pdfFactory Pro trial version www.pdffactory.com

Sample Name: IEC Check Al Acquired: 7/26/2016 10:04:15 Type: QC
Method: ICP I9 Method 200.7-6010(v136) Mode: CONC Corr. Factor: 1.000000
User: analyst Custom ID1: Custom ID2: Custom ID3:
Comment:

Elem	Ag3280	Al3082	As1890	B_1826	Ba4554	Be3130	Ca3179
IS Ref	(Y_3600)	(Y_3710)	(Y_2243)	(Y_2243)	(Y_3710)	(Y_3710)	(Y_3710)
Units	ppb	ppb	ppb	ppb	ppb	ppb	ppb
Avg	-.39422	493050.	-1.3750	-13.209	-.17888	-.06361	-5.2416
Stddev	.17682	4668.	3.2658	.383	.11631	.04198	.9639
%RSD	44.854	.94669	237.51	2.9012	65.019	65.989	18.390
Check ?	None	None	Chk Pass	None	None	None	None
Value							
Range							

Elem	Cd2288	Co2286	Cr2677	Cu3273	Fe2599	K_7664	Li6707
IS Ref	(Y_2243)	(In2306)	(Y_3600)	(Y_3600)	(Y_3710)	(Y_3710)	(Y_3710)
Units	ppb	ppb	ppb	ppb	ppb	ppb	ppb
Avg	.1245	-.20463	-.48957	-.25088	1.3614	-26.749	-4.5330
Stddev	.1034	.18332	.26734	.69368	.1766	16.968	.8160
%RSD	83.08	89.590	54.608	276.50	12.970	63.434	18.002
Check ?	None	None	None	None	None	None	None
Value							
Range							

Elem	Mg2790	Mn2576	Mo2020	Na5895	Ni2316	Pb2203	Sb2175
IS Ref	(Y_3710)	(Y_3600)	(Y_2243)	(Y_3710)	(In2306)	(Y_2243)	(Y_2243)
Units	ppb	ppb	ppb	ppb	ppb	ppb	ppb
Avg	4.5486	.70561	-2.7956	-41.089	.60186	-1.0769	1.229
Stddev	3.6598	.01098	.2107	11.881	.13288	.6673	.717
%RSD	80.462	1.5567	7.5362	28.917	22.079	61.964	58.36
Check ?	None	None	None	None	None	Chk Pass	Chk Pass
Value							
Range							

PDF created with pdfFactory Pro trial version www.pdffactory.com

Sample Name: IEC Check Al Acquired: 7/26/2016 10:04:15 Type: QC
Method: ICP I9 Method 200.7-6010(v136) Mode: CONC Corr. Factor: 1.000000
User: analyst Custom ID1: Custom ID2: Custom ID3:
Comment:

Elem	Se1960	Sn1899	Ti3372	Tl1908	V_2908	Zn2062	Si2516
IS Ref	(Y_2243)	(In2306)	(Y_3600)	(In2306)	(Y_3710)	(In2306)	(Y_3710)
Units	ppb	ppb	ppb	ppb	ppb	ppb	ppb
Avg	2.8316	1.2135	.66881	1.0113	.23417	-.55755	-1.1454
Stddev	1.0323	.8404	.07540	.3488	.61493	.29001	4.1633
%RSD	36.455	69.250	11.274	34.490	262.60	52.015	363.50
Check ?	Chk Pass	None	None	Chk Pass	None	None	None
Value							
Range							

Elem	Sr3464
IS Ref	(Y_3710)
Units	ppb
Avg	2.3662
Stddev	2.5109
%RSD	106.11
Check ?	None
Value	
Range	

Int. Std.	In2306	Y_2243	Y_3600	Y_3710
Units	Cts/S	Cts/S	Cts/S	Cts/S
Avg	5393.7	4388.7	59264.	7412.6
Stddev	3.5	3.0	68.	38.9
%RSD	.06519	.06854	.11422	.52507

PDF created with pdfFactory Pro trial version www.pdffactory.com

Sample Name: IEC Check Fe Acquired: 7/26/2016 10:08:20 Type: QC
Method: ICP I9 Method 200.7-6010(v136) Mode: CONC Corr. Factor: 1.000000
User: analyst Custom ID1: Custom ID2: Custom ID3:
Comment:

Elem	Ag3280	Al3082	As1890	B_1826	Ba4554	Be3130	Ca3179
IS Ref	(Y_3600)	(Y_3710)	(Y_2243)	(Y_2243)	(Y_3710)	(Y_3710)	(Y_3710)
Units	ppb	ppb	ppb	ppb	ppb	ppb	ppb
Avg	-2.4415	11.871	-.68044	-9.8676	-.21047	-.08356	13.285
Stddev	.4259	16.902	2.7478	.3291	.19228	.11762	2.070
%RSD	17.445	142.38	403.83	3.3354	91.358	140.77	15.581
Check ?	None	None	None	None	None	None	None
Value							
Range							

Elem	Cd2288	Co2286	Cr2677	Cu3273	Fe2599	K_7664	Li6707
IS Ref	(Y_2243)	(In2306)	(Y_3600)	(Y_3600)	(Y_3710)	(Y_3710)	(Y_3710)
Units	ppb	ppb	ppb	ppb	ppb	ppb	ppb
Avg	-.1400	-.34814	.76240	-2.8966	487680.	-140.91	-3.9203
Stddev	.1737	.13230	.14114	.4629	5405.	16.12	1.3048
%RSD	124.1	38.003	18.513	15.981	1.1083	11.438	33.283
Check ?	Chk Pass	None	None	Chk Pass	None	None	None
Value							
Range							

Elem	Mg2790	Mn2576	Mo2020	Na5895	Ni2316	Pb2203	Sb2175
IS Ref	(Y_3710)	(Y_3600)	(Y_2243)	(Y_3710)	(In2306)	(Y_2243)	(Y_2243)
Units	ppb	ppb	ppb	ppb	ppb	ppb	ppb
Avg	-56.907	6.2917	-3.9617	-74.496	7.6219	-.24048	-3.719
Stddev	22.594	.0461	.1356	4.713	.3917	.34080	1.486
%RSD	39.702	.73343	3.4219	6.3265	5.1391	141.72	39.94
Check ?	None	None	None	None	Chk Pass	Chk Pass	Chk Pass
Value							
Range							

PDF created with pdfFactory Pro trial version www.pdffactory.com

Sample Name: IEC Check Fe Acquired: 7/26/2016 10:08:20 Type: QC
Method: ICP I9 Method 200.7-6010(v136) Mode: CONC Corr. Factor: 1.000000
User: analyst Custom ID1: Custom ID2: Custom ID3:
Comment:

Elem	Se1960	Sn1899	Ti3372	Tl1908	V_2908	Zn2062	Si2516
IS Ref	(Y_2243)	(In2306)	(Y_3600)	(In2306)	(Y_3710)	(In2306)	(Y_3710)
Units	ppb	ppb	ppb	ppb	ppb	ppb	ppb
Avg	2.8020	1.4558	1.0622	-.22239	-1.1945	.46944	-23.007
Stddev	1.2871	.4563	.2337	.73846	3.1918	.08103	6.155
%RSD	45.936	31.345	22.001	332.06	267.20	17.261	26.752
Check ?	None	None	None	Chk Pass	Chk Pass	None	None
Value							
Range							

Elem	Sr3464
IS Ref	(Y_3710)
Units	ppb
Avg	9.3660
Stddev	2.9500
%RSD	31.497
Check ?	None
Value	
Range	

Int. Std.	In2306	Y_2243	Y_3600	Y_3710
Units	Cts/S	Cts/S	Cts/S	Cts/S
Avg	5683.7	4300.6	61112.	7150.8
Stddev	6.3	4.0	37.	14.3
%RSD	.11016	.09294	.06057	.19976

PDF created with pdfFactory Pro trial version www.pdffactory.com

Sample Name: IEC Check V Acquired: 7/26/2016 10:12:33 Type: QC
Method: ICP I9 Method 200.7-6010(v136) Mode: CONC Corr. Factor: 1.000000
User: analyst Custom ID1: Custom ID2: Custom ID3:
Comment:

Elem	Ag3280	Al3082	As1890	B_1826	Ba4554	Be3130	Ca3179	Cd2288
IS Ref	(Y_3600)	(Y_3710)	(Y_2243)	(Y_2243)	(Y_3710)	(Y_3710)	(Y_3710)	(Y_2243)
Units	ppb	ppb	ppb	ppb	ppb	ppb	ppb	ppb
Avg	.41958	2.6117	-.30745	-9.2615	-.26558	-.00083	-10.887	.4659
Stddev	.43334	23.314	2.6246	.2479	.09874	.00437	2.458	.1035
%RSD	103.28	892.67	853.67	2.6766	37.181	529.47	22.574	22.22
Check ?	None	Chk Pass	None	None	None	Chk Pass	None	None
Value								
Range								

Elem	Co2286	Cr2677	Cu3273	Fe2599	K_7664	Li6707	Mg2790	Mn2576
IS Ref	(In2306)	(Y_3600)	(Y_3600)	(Y_3710)	(Y_3710)	(Y_3710)	(Y_3710)	(Y_3600)
Units	ppb	ppb	ppb	ppb	ppb	ppb	ppb	ppb
Avg	-.06587	-.59517	-.24868	43.334	-31.832	-3.7788	-11.951	-.26477
Stddev	.15647	.32222	.63143	6.301	3.457	1.3645	8.679	.02677
%RSD	237.53	54.139	253.91	14.541	10.861	36.109	72.620	10.110
Check ?	None	None	None	None	None	None	None	None
Value								
Range								

Elem	Mo2020	Na5895	Ni2316	Pb2203	Sb2175	Se1960	Sn1899	Ti3372
IS Ref	(Y_2243)	(Y_3710)	(In2306)	(Y_2243)	(Y_2243)	(Y_2243)	(In2306)	(Y_3600)
Units	ppb	ppb	ppb	ppb	ppb	ppb	ppb	ppb
Avg	-5.4333	-93.104	-.08717	-.23098	.3396	.99890	-.90352	-.36273
Stddev	.2130	10.571	.21511	1.8707	.3458	.45102	.22304	.04914
%RSD	3.9201	11.354	246.77	809.92	101.8	45.152	24.685	13.547
Check ?	None	None	None	None	Chk Pass	None	None	None
Value								
Range								

PDF created with pdfFactory Pro trial version www.pdffactory.com

Sample Name: IEC Check V Acquired: 7/26/2016 10:12:33 Type: QC
Method: ICP I9 Method 200.7-6010(v136) Mode: CONC Corr. Factor: 1.000000
User: analyst Custom ID1: Custom ID2: Custom ID3:
Comment:

Elem	Tl1908	V_2908	Zn2062	Si2516	Sr3464
IS Ref	(In2306)	(Y_3710)	(In2306)	(Y_3710)	(Y_3710)
Units	ppb	ppb	ppb	ppb	ppb
Avg	.77966	5127.1	-1.3569	-13.741	.05842
Stddev	.98694	18.9	.1164	9.590	4.4412
%RSD	126.59	.36856	8.5756	69.797	7602.6
Check ?	Chk Pass	None	None	None	None
Value					
Range					

Int. Std.	In2306	Y_2243	Y_3600	Y_3710
Units	Cts/S	Cts/S	Cts/S	Cts/S
Avg	5953.5	4472.0	63811.	7236.9
Stddev	4.6	8.6	89.	11.4
%RSD	.07798	.19126	.13958	.15729

PDF created with pdfFactory Pro trial version www.pdffactory.com

Sample Name: CCV-2609127 Acquired: 7/26/2016 10:21:53 Type: QC
Method: ICP I9 Method 200.7-6010(v136) Mode: CONC Corr. Factor: 1.000000
User: analyst Custom ID1: Custom ID2: Custom ID3:
Comment:

Elem	Ag3280	Al3082	As1890	B_1826	Ba4554	Be3130	Ca3179	Cd2288
IS Ref	(Y_3600)	(Y_3710)	(Y_2243)	(Y_2243)	(Y_3710)	(Y_3710)	(Y_3710)	(Y_2243)
Units	ppb	ppb	ppb	ppb	ppb	ppb	ppb	ppb
Avg	1000.8	24729.	498.40	5129.4	1958.3	2004.3	50307.	502.4
Stddev	1.7	169.	2.06	15.1	4.0	7.0	288.	1.5
%RSD	.16621	.68306	.41424	.29493	.20366	.35029	.57160	.2965
Check ?	Chk Pass	Chk Pass	Chk Pass	Chk Pass	Chk Pass	Chk Pass	Chk Pass	Chk Pass
Value								
Range								

Elem	Co2286	Cr2677	Cu3273	Fe2599	K_7664	Li6707	Mg2790	Mn2576
IS Ref	(In2306)	(Y_3600)	(Y_3600)	(Y_3710)	(Y_3710)	(Y_3710)	(Y_3710)	(Y_3600)
Units	ppb	ppb	ppb	ppb	ppb	ppb	ppb	ppb
Avg	2005.7	1941.2	1950.7	24852.	48915.	5036.9	48670.	1957.2
Stddev	3.6	3.6	.6	58.	173.	10.5	211.	2.0
%RSD	.17798	.18697	.03052	.23333	.35302	.20813	.43447	.09978
Check ?	Chk Pass	Chk Pass	Chk Pass	Chk Pass	Chk Pass	Chk Pass	Chk Pass	Chk Pass
Value								
Range								

Elem	Mo2020	Na5895	Ni2316	Pb2203	Sb2175	Se1960	Sn1899	Ti3372
IS Ref	(Y_2243)	(Y_3710)	(In2306)	(Y_2243)	(Y_2243)	(Y_2243)	(In2306)	(Y_3600)
Units	ppb	ppb	ppb	ppb	ppb	ppb	ppb	ppb
Avg	2003.9	49749.	2013.7	485.05	507.0	507.95	5114.6	4980.9
Stddev	8.7	214.	3.6	1.30	.5	.50	10.3	3.5
%RSD	.43447	.42939	.17865	.26827	.0900	.09934	.20138	.07056
Check ?	Chk Pass	Chk Pass	Chk Pass	Chk Pass	Chk Pass	Chk Pass	Chk Pass	Chk Pass
Value								
Range								

PDF created with pdfFactory Pro trial version www.pdffactory.com

Sample Name: CCV-2609127 Acquired: 7/26/2016 10:21:53 Type: QC
Method: ICP I9 Method 200.7-6010(v136) Mode: CONC Corr. Factor: 1.000000
User: analyst Custom ID1: Custom ID2: Custom ID3:
Comment:

Elem	Tl1908	V_2908	Zn2062	Si2516	Sr3464
IS Ref	(In2306)	(Y_3710)	(In2306)	(Y_3710)	(Y_3710)
Units	ppb	ppb	ppb	ppb	ppb
Avg	1000.4	2005.5	2049.7	5041.6	4995.8
Stddev	1.5	8.3	3.7	43.3	14.5
%RSD	.14672	.41251	.17961	.85788	.29113
Check ?	Chk Pass	Chk Pass	Chk Pass	Chk Pass	Chk Pass
Value					
Range					

Int. Std.	In2306	Y_2243	Y_3600	Y_3710
Units	Cts/S	Cts/S	Cts/S	Cts/S
Avg	5173.5	4211.1	59219.	7016.0
Stddev	6.1	7.9	94.	32.3
%RSD	.11754	.18739	.15879	.46045

PDF created with pdfFactory Pro trial version www.pdffactory.com

Sample Name: CCB Acquired: 7/26/2016 10:25:38 Type: QC
Method: ICP I9 Method 200.7-6010(v136) Mode: CONC Corr. Factor: 1.000000
User: analyst Custom ID1: Custom ID2: Custom ID3:
Comment:

Elem	Ag3280	Al3082	As1890	B_1826	Ba4554	Be3130	Ca3179	Cd2288
IS Ref	(Y_3600)	(Y_3710)	(Y_2243)	(Y_2243)	(Y_3710)	(Y_3710)	(Y_3710)	(Y_2243)
Units	ppb	ppb	ppb	ppb	ppb	ppb	ppb	ppb
Avg	.11789	-.42141	.82863	-3.0450	-.08132	.05398	34.258	-.0263
Stddev	.25795	18.447	1.1162	.2589	.07834	.04634	1.850	.2033
%RSD	218.81	4377.6	134.70	8.5008	96.336	85.841	5.4010	773.0
Check ?	Chk Pass	Chk Pass	Chk Pass	Chk Pass	Chk Pass	Chk Pass	Chk Pass	Chk Pass
High Limit								
Low Limit								

Elem	Co2286	Cr2677	Cu3273	Fe2599	K_7664	Li6707	Mg2790	Mn2576
IS Ref	(In2306)	(Y_3600)	(Y_3600)	(Y_3710)	(Y_3710)	(Y_3710)	(Y_3710)	(Y_3600)
Units	ppb	ppb	ppb	ppb	ppb	ppb	ppb	ppb
Avg	.14251	.33894	-.61419	5.7435	13.239	-.11905	3.1114	.23212
Stddev	.18337	.12730	.45927	1.0270	8.806	.93561	18.473	.03380
%RSD	128.67	37.557	74.777	17.881	66.520	785.87	593.71	14.561
Check ?	Chk Pass	Chk Pass	Chk Pass	Chk Pass	Chk Pass	Chk Pass	Chk Pass	Chk Pass
High Limit								
Low Limit								

Elem	Mo2020	Na5895	Ni2316	Pb2203	Sb2175	Se1960	Sn1899	Ti3372
IS Ref	(Y_2243)	(Y_3710)	(In2306)	(Y_2243)	(Y_2243)	(Y_2243)	(In2306)	(Y_3600)
Units	ppb	ppb	ppb	ppb	ppb	ppb	ppb	ppb
Avg	.49232	-53.761	.54600	.69128	-1.328	.49434	.13693	.66725
Stddev	.32638	4.210	.26897	.54939	.248	1.5683	.16273	.19904
%RSD	66.294	7.8319	49.261	79.474	18.66	317.25	118.84	29.830
Check ?	Chk Pass	Chk Pass	Chk Pass	Chk Pass	Chk Pass	Chk Pass	Chk Pass	Chk Pass
High Limit								
Low Limit								

PDF created with pdfFactory Pro trial version www.pdffactory.com

Sample Name: CCB Acquired: 7/26/2016 10:25:38 Type: QC
Method: ICP I9 Method 200.7-6010(v136) Mode: CONC Corr. Factor: 1.000000
User: analyst Custom ID1: Custom ID2: Custom ID3:
Comment:

Elem	Tl1908	V_2908	Zn2062	Si2516	Sr3464
IS Ref	(In2306)	(Y_3710)	(In2306)	(Y_3710)	(Y_3710)
Units	ppb	ppb	ppb	ppb	ppb
Avg	.25328	2.0869	2.7709	-1.1495	.42688
Stddev	.62223	.9255	.1484	11.539	3.6881
%RSD	245.67	44.347	5.3544	1003.8	863.97
Check ?	Chk Pass	Chk Pass	Chk Pass	Chk Pass	Chk Pass
High Limit					
Low Limit					

Int. Std.	In2306	Y_2243	Y_3600	Y_3710
Units	Cts/S	Cts/S	Cts/S	Cts/S
Avg	5802.6	4370.1	62706.	7085.9
Stddev	5.7	3.7	126.	27.3
%RSD	.09907	.08468	.20085	.38567

PDF created with pdfFactory Pro trial version www.pdffactory.com

Sample Name: CRI-2593004 Acquired: 7/26/2016 10:29:49 Type: QC
Method: ICP I9 Method 200.7-6010(v136) Mode: CONC Corr. Factor: 1.000000
User: analyst Custom ID1: Custom ID2: Custom ID3:
Comment:

Elem	Ag3280	Al3082	As1890	B_1826	Ba4554	Be3130	Ca3179	Cd2288
IS Ref	(Y_3600)	(Y_3710)	(Y_2243)	(Y_2243)	(Y_3710)	(Y_3710)	(Y_3710)	(Y_2243)
Units	ppb	ppb	ppb	ppb	ppb	ppb	ppb	ppb
Avg	10.491	199.12	16.338	196.16	196.88	4.9565	5162.9	5.184
Stddev	.068	16.56	.897	2.53	.37	.1393	19.9	.160
%RSD	.64523	8.3141	5.4873	1.2889	.18574	2.8104	.38479	3.090
Check ?	Chk Pass	Chk Pass	Chk Pass	Chk Pass	Chk Pass	Chk Pass	Chk Pass	Chk Pass
Value								
Range								

Elem	Co2286	Cr2677	Cu3273	Fe2599	K_7664	Li6707	Mg2790	Mn2576
IS Ref	(In2306)	(Y_3600)	(Y_3600)	(Y_3710)	(Y_3710)	(Y_3710)	(Y_3710)	(Y_3600)
Units	ppb	ppb	ppb	ppb	ppb	ppb	ppb	ppb
Avg	9.5639	10.140	19.844	207.30	4905.5	49.657	5075.3	15.236
Stddev	.2972	.379	.569	2.09	20.3	1.003	18.3	.123
%RSD	3.1073	3.7359	2.8677	1.0083	.41469	2.0196	.36140	.80810
Check ?	Chk Pass	Chk Pass	Chk Pass	Chk Pass	Chk Pass	Chk Pass	Chk Pass	Chk Pass
Value								
Range								

Elem	Mo2020	Na5895	Ni2316	Pb2203	Sb2175	Se1960	Sn1899	Ti3372
IS Ref	(Y_2243)	(Y_3710)	(In2306)	(Y_2243)	(Y_2243)	(Y_2243)	(In2306)	(Y_3600)
Units	ppb	ppb	ppb	ppb	ppb	ppb	ppb	ppb
Avg	37.958	5009.8	39.652	11.560	20.95	19.812	97.264	50.123
Stddev	.635	7.5	.409	1.530	1.78	1.953	1.710	.237
%RSD	1.6719	.14965	1.0310	13.231	8.488	9.8590	1.7577	.47269
Check ?	Chk Pass	Chk Pass	Chk Pass	Chk Pass	Chk Pass	Chk Pass	Chk Pass	Chk Pass
Value								
Range								

PDF created with pdfFactory Pro trial version www.pdffactory.com

Sample Name: CRI-2593004 Acquired: 7/26/2016 10:29:49 Type: QC
Method: ICP I9 Method 200.7-6010(v136) Mode: CONC Corr. Factor: 1.000000
User: analyst Custom ID1: Custom ID2: Custom ID3:
Comment:

Elem	Tl1908	V_2908	Zn2062	Si2516	Sr3464
IS Ref	(In2306)	(Y_3710)	(In2306)	(Y_3710)	(Y_3710)
Units	ppb	ppb	ppb	ppb	ppb
Avg	19.813	9.3357	48.024	505.12	53.744
Stddev	.585	2.5329	.767	1.71	4.425
%RSD	2.9509	27.131	1.5968	.33913	8.2337
Check ?	Chk Pass	Chk Pass	Chk Pass	Chk Pass	Chk Pass
Value					
Range					

Int. Std.	In2306	Y_2243	Y_3600	Y_3710
Units	Cts/S	Cts/S	Cts/S	Cts/S
Avg	5734.0	4363.5	62298.	7029.7
Stddev	7.3	3.5	170.	11.6
%RSD	.12711	.08086	.27213	.16438

PDF created with pdfFactory Pro trial version www.pdffactory.com

Sample Name: mb 240-239647/1-a Acquired: 7/26/2016 10:33:56 Type: QC
Method: ICP I9 Method 200.7-6010(v136) Mode: CONC Corr. Factor: 1.000000
User: analyst Custom ID1: Custom ID2: Custom ID3:
Comment:

Elem	Ag3280	Al3082	As1890	B_1826	Ba4554	Be3130	Ca3179	Cd2288
IS Ref	(Y_3600)	(Y_3710)	(Y_2243)	(Y_2243)	(Y_3710)	(Y_3710)	(Y_3710)	(Y_2243)
Units	ppb	ppb	ppb	ppb	ppb	ppb	ppb	ppb
Avg	-.22489	35.719	.77921	-5.7427	1.0409	-.04682	322.65	.0765
Stddev	.43564	30.898	1.0063	.2490	.0810	.06040	1.36	.0452
%RSD	193.71	86.503	129.14	4.3357	7.7803	129.00	.42233	59.06
Check ?	Chk Pass	Chk Pass	Chk Pass	Chk Pass	Chk Pass	Chk Pass	Chk Pass	Chk Pass
High Limit								
Low Limit								

Elem	Co2286	Cr2677	Cu3273	Fe2599	K_7664	Li6707	Mg2790	Mn2576
IS Ref	(In2306)	(Y_3600)	(Y_3600)	(Y_3710)	(Y_3710)	(Y_3710)	(Y_3710)	(Y_3600)
Units	ppb	ppb	ppb	ppb	ppb	ppb	ppb	ppb
Avg	-.10951	-.01037	1.4939	12.459	-11.024	-1.5529	96.376	.18121
Stddev	.07079	.18170	.1665	1.122	11.076	.4106	13.698	.00884
%RSD	64.639	1751.7	11.148	9.0079	100.48	26.442	14.213	4.8799
Check ?	Chk Pass	Chk Pass	Chk Pass	Chk Pass	Chk Pass	Chk Pass	Chk Pass	Chk Pass
High Limit								
Low Limit								

Elem	Mo2020	Na5895	Ni2316	Pb2203	Sb2175	Se1960	Sn1899	Ti3372
IS Ref	(Y_2243)	(Y_3710)	(In2306)	(Y_2243)	(Y_2243)	(Y_2243)	(In2306)	(Y_3600)
Units	ppb	ppb	ppb	ppb	ppb	ppb	ppb	ppb
Avg	-2.6232	7.1251	.56598	-.67541	-.8586	.39389	-.72514	-.67191
Stddev	.0921	8.8776	.16038	.77539	.9201	.78248	.68406	.14539
%RSD	3.5097	124.60	28.337	114.80	107.2	198.66	94.334	21.638
Check ?	Chk Pass	Chk Pass	Chk Pass	Chk Pass	Chk Pass	Chk Pass	Chk Pass	Chk Pass
High Limit								
Low Limit								

PDF created with pdfFactory Pro trial version www.pdffactory.com

Sample Name: mb 240-239647/1-a Acquired: 7/26/2016 10:33:56 Type: QC
Method: ICP I9 Method 200.7-6010(v136) Mode: CONC Corr. Factor: 1.000000
User: analyst Custom ID1: Custom ID2: Custom ID3:
Comment:

Elem	Tl1908	V_2908	Zn2062	Si2516	Sr3464
IS Ref	(In2306)	(Y_3710)	(In2306)	(Y_3710)	(Y_3710)
Units	ppb	ppb	ppb	ppb	ppb
Avg	-.63693	-.61823	2.8593	125.36	-3.1385
Stddev	.91675	3.1298	.1842	6.85	.3310
%RSD	143.93	506.26	6.4402	5.4664	10.547
Check ?	Chk Pass	Chk Pass	Chk Pass	Chk Pass	Chk Pass
High Limit					
Low Limit					

Int. Std.	In2306	Y_2243	Y_3600	Y_3710
Units	Cts/S	Cts/S	Cts/S	Cts/S
Avg	5898.8	4450.4	63742.	7253.9
Stddev	2.2	3.0	100.	22.0
%RSD	.03746	.06795	.15765	.30310

PDF created with pdfFactory Pro trial version www.pdffactory.com

Sample Name: lcs 240-239647/2-a Acquired: 7/26/2016 10:38:05 Type: QC
Method: ICP I9 Method 200.7-6010(v136) Mode: CONC Corr. Factor: 1.000000
User: analyst Custom ID1: Custom ID2: Custom ID3:
Comment:

Elem	Ag3280	Al3082	As1890	B_1826	Ba4554	Be3130	Ca3179
IS Ref	(Y_3600)	(Y_3710)	(Y_2243)	(Y_2243)	(Y_3710)	(Y_3710)	(Y_3710)
Units	ppb	ppb	ppb	ppb	ppb	ppb	ppb
Avg	50.752	2017.0	2075.8	1042.8	1949.9	51.037	49614.
Stddev	.165	17.7	9.3	2.1	1.6	.135	49.
%RSD	.32543	.87756	.44954	.20221	.07975	.26532	.09785
Check ?	Chk Pass	Chk Pass	Chk Pass	Chk Pass	Chk Pass	Chk Pass	Chk Pass
Value							
Range							

Elem	Cd2288	Co2286	Cr2677	Cu3273	Fe2599	K_7664	Li6707
IS Ref	(Y_2243)	(In2306)	(Y_3600)	(Y_3600)	(Y_3710)	(Y_3710)	(Y_3710)
Units	ppb	ppb	ppb	ppb	ppb	ppb	ppb
Avg	52.18	492.49	197.08	250.93	1005.4	48699.	1002.0
Stddev	.12	2.65	.19	.66	3.5	45.	.7
%RSD	.2210	.53788	.09805	.26125	.34780	.09144	.07058
Check ?	Chk Pass	Chk Pass	Chk Pass	Chk Pass	Chk Pass	Chk Pass	Chk Pass
Value							
Range							

Elem	Mg2790	Mn2576	Mo2020	Na5895	Ni2316	Pb2203	Sb2175
IS Ref	(Y_3710)	(Y_3600)	(Y_2243)	(Y_3710)	(In2306)	(Y_2243)	(Y_2243)
Units	ppb	ppb	ppb	ppb	ppb	ppb	ppb
Avg	48848.	493.73	982.57	49690.	506.76	491.26	518.3
Stddev	85.	.57	4.82	61.	2.91	4.10	2.1
%RSD	.17345	.11500	.49053	.12372	.57425	.83537	.4048
Check ?	Chk Pass	Chk Pass	Chk Pass	Chk Pass	Chk Pass	Chk Pass	Chk Pass
Value							
Range							

PDF created with pdfFactory Pro trial version www.pdffactory.com

Sample Name: lcs 240-239647/2-a Acquired: 7/26/2016 10:38:05 Type: QC
Method: ICP I9 Method 200.7-6010(v136) Mode: CONC Corr. Factor: 1.000000
User: analyst Custom ID1: Custom ID2: Custom ID3:
Comment:

Elem	Se1960	Sn1899	Ti3372	Tl1908	V_2908	Zn2062	Si2516
IS Ref	(Y_2243)	(In2306)	(Y_3600)	(In2306)	(Y_3710)	(In2306)	(Y_3710)
Units	ppb	ppb	ppb	ppb	ppb	ppb	ppb
Avg	2121.2	2015.0	999.42	1968.2	506.82	514.96	F 1175.3
Stddev	4.8	16.6	.41	16.3	2.74	3.35	13.6
%RSD	.22767	.82353	.04105	.82801	.54099	.65040	1.1562
Check ?	Chk Pass	Chk Pass	Chk Pass	Chk Pass	Chk Pass	Chk Pass	Chk Fail
Value							1000.0
Range							15.500%

Elem	Sr3464
IS Ref	(Y_3710)
Units	ppb
Avg	994.94
Stddev	1.20
%RSD	.12045
Check ?	Chk Pass
Value	
Range	

Int. Std.	In2306	Y_2243	Y_3600	Y_3710
Units	Cts/S	Cts/S	Cts/S	Cts/S
Avg	5300.4	4238.8	59947.	7109.7
Stddev	13.3	6.3	21.	31.4
%RSD	.25141	.14934	.03552	.44147

PDF created with pdfFactory Pro trial version www.pdffactory.com

Sample Name: 240-67260-i-1-c Acquired: 7/26/2016 10:41:49 Type: Unk
Method: ICP I9 Method 200.7-6010(v136) Mode: CONC Corr. Factor: 1.000000
User: analyst Custom ID1: Custom ID2: Custom ID3:
Comment:

Elem	Ag3280	Al3082	As1890	B_1826	Ba4554	Be3130
IS Ref	(Y_3600)	(Y_3710)	(Y_2243)	(Y_2243)	(Y_3710)	(Y_3710)
Units	ppb	ppb	ppb	ppb	ppb	ppb
Avg	-1.2050	103.00	24.174	33.386	15.690	-.08444
Stddev	.0984	19.92	.532	.445	.246	.09566
%RSD	8.1693	19.344	2.2007	1.3336	1.5661	113.29
Check ?	Chk Pass	Chk Pass	Chk Pass	Chk Pass	Chk Pass	Chk Pass
High Limit						
Low Limit						

Elem	Ca3179	Cd2288	Co2286	Cr2677	Cu3273	Fe2599
IS Ref	(Y_3710)	(Y_2243)	(In2306)	(Y_3600)	(Y_3600)	(Y_3710)
Units	ppb	ppb	ppb	ppb	ppb	ppb
Avg	3498.4	-.0807	1.1502	23.026	22.705	3367.5
Stddev	20.7	.0503	.2168	.162	2.051	11.2
%RSD	.59224	62.35	18.852	.70421	9.0335	.33314
Check ?	Chk Pass	Chk Pass	Chk Pass	Chk Pass	Chk Pass	Chk Pass
High Limit						
Low Limit						

Elem	K_7664	Li6707	Mg2790	Mn2576	Mo2020	Na5895
IS Ref	(Y_3710)	(Y_3710)	(Y_3710)	(Y_3600)	(Y_2243)	(Y_3710)
Units	ppb	ppb	ppb	ppb	ppb	ppb
Avg	4893.6	55.484	1030.2	43.532	3.2117	F 1853400.
Stddev	196.8	8.159	22.0	.157	.4512	79369.
%RSD	4.0207	14.705	2.1380	.36077	14.050	4.2823
Check ?	Chk Pass	Chk Pass	Chk Pass	Chk Pass	Chk Pass	Chk Fail
High Limit						500000.
Low Limit						-500000.

PDF created with pdfFactory Pro trial version www.pdffactory.com

Sample Name: 240-67260-i-1-c Acquired: 7/26/2016 10:41:49 Type: Unk
Method: ICP I9 Method 200.7-6010(v136) Mode: CONC Corr. Factor: 1.000000
User: analyst Custom ID1: Custom ID2: Custom ID3:
Comment:

Elem	Ni2316	Pb2203	Sb2175	Se1960	Sn1899	Ti3372
IS Ref	(In2306)	(Y_2243)	(Y_2243)	(Y_2243)	(In2306)	(Y_3600)
Units	ppb	ppb	ppb	ppb	ppb	ppb
Avg	33.769	1.6164	-2.935	30.497	8.5981	6.4138
Stddev	1.189	1.4048	.576	.595	.0908	.2322
%RSD	3.5213	86.910	19.64	1.9496	1.0563	3.6208
Check ?	Chk Pass	Chk Pass	Chk Pass	Chk Pass	Chk Pass	Chk Pass
High Limit						
Low Limit						

Elem	Tl1908	V_2908	Zn2062	Si2516	Sr3464
IS Ref	(In2306)	(Y_3710)	(In2306)	(Y_3710)	(Y_3710)
Units	ppb	ppb	ppb	ppb	ppb
Avg	-21.066	2.2078	27.294	2305.0	37.712
Stddev	1.482	2.2011	.856	27.1	6.182
%RSD	7.0329	99.693	3.1353	1.1763	16.393
Check ?	Chk Pass	Chk Pass	Chk Pass	Chk Pass	Chk Pass
High Limit					
Low Limit					

Int. Std.	In2306	Y_2243	Y_3600	Y_3710
Units	Cts/S	Cts/S	Cts/S	Cts/S
Avg	3835.5	3427.7	45287.	6770.6
Stddev	28.5	18.0	46.	31.6
%RSD	.74202	.52423	.10165	.46728
Check ?	Chk Pass	Chk Pass	Chk Pass	Chk Pass
Value	65.980%	78.168%	72.439%	94.509%
Range				

PDF created with pdfFactory Pro trial version www.pdffactory.com

Sample Name: 240-67554-c-1-a Acquired: 7/26/2016 10:46:06 Type: Unk
Method: ICP I9 Method 200.7-6010(v136) Mode: CONC Corr. Factor: 1.000000
User: analyst Custom ID1: Custom ID2: Custom ID3:
Comment:

Elem	Ag3280	Al3082	As1890	B_1826	Ba4554	Be3130	Ca3179
IS Ref	(Y_3600)	(Y_3710)	(Y_2243)	(Y_2243)	(Y_3710)	(Y_3710)	(Y_3710)
Units	ppb	ppb	ppb	ppb	ppb	ppb	ppb
Avg	.16580	428.52	1.5286	458.98	41.287	-.05301	288120.
Stddev	.55080	17.92	.9851	5.04	.356	.04275	3467.
%RSD	332.20	4.1820	64.448	1.0988	.86309	80.634	1.2031
Check ?	Chk Pass	Chk Pass	Chk Pass	Chk Pass	Chk Pass	Chk Pass	Chk Pass
High Limit							
Low Limit							

Elem	Cd2288	Co2286	Cr2677	Cu3273	Fe2599	K_7664	Li6707
IS Ref	(Y_2243)	(In2306)	(Y_3600)	(Y_3600)	(Y_3710)	(Y_3710)	(Y_3710)
Units	ppb	ppb	ppb	ppb	ppb	ppb	ppb
Avg	.0816	.55893	1.7635	1.9383	462.54	10206.	87.404
Stddev	.1410	.14969	.1418	.2196	2.66	42.	2.424
%RSD	172.9	26.781	8.0411	11.327	.57596	.40758	2.7731
Check ?	Chk Pass	Chk Pass	Chk Pass	Chk Pass	Chk Pass	Chk Pass	Chk Pass
High Limit							
Low Limit							

Elem	Mg2790	Mn2576	Mo2020	Na5895	Ni2316	Pb2203	Sb2175
IS Ref	(Y_3710)	(Y_3600)	(Y_2243)	(Y_3710)	(In2306)	(Y_2243)	(Y_2243)
Units	ppb	ppb	ppb	ppb	ppb	ppb	ppb
Avg	235560.	169.25	-1.7704	190050.	4.0144	2.1580	.7964
Stddev	682.	.38	.1519	1020.	.4028	.8780	1.453
%RSD	.28972	.22549	8.5787	.53690	10.035	40.687	182.4
Check ?	Chk Pass	Chk Pass	Chk Pass	Chk Pass	Chk Pass	Chk Pass	Chk Pass
High Limit							
Low Limit							

PDF created with pdfFactory Pro trial version www.pdffactory.com

Sample Name: 240-67554-c-1-a Acquired: 7/26/2016 10:46:06 Type: Unk
Method: ICP I9 Method 200.7-6010(v136) Mode: CONC Corr. Factor: 1.000000
User: analyst Custom ID1: Custom ID2: Custom ID3:
Comment:

Elem	Se1960	Sn1899	Ti3372	Tl1908	V_2908	Zn2062	Si2516
IS Ref	(Y_2243)	(In2306)	(Y_3600)	(In2306)	(Y_3710)	(In2306)	(Y_3710)
Units	ppb	ppb	ppb	ppb	ppb	ppb	ppb
Avg	3.6321	8.3374	11.087	2.9222	2.4056	2.7665	3948.6
Stddev	1.0111	.1588	.371	1.6887	2.3377	.0923	3.1
%RSD	27.838	1.9040	3.3465	57.788	97.179	3.3365	.07877
Check ?	Chk Pass	Chk Pass	Chk Pass	Chk Pass	Chk Pass	Chk Pass	Chk Pass
High Limit							
Low Limit							

Elem	Sr3464
IS Ref	(Y_3710)
Units	ppb
Avg	5376.1
Stddev	14.4
%RSD	.26829
Check ?	Chk Pass
High Limit	
Low Limit	

Int. Std.	In2306	Y_2243	Y_3600	Y_3710
Units	Cts/S	Cts/S	Cts/S	Cts/S
Avg	5018.2	4099.2	58246.	7332.6
Stddev	18.9	14.4	117.	19.3
%RSD	.37579	.35199	.20026	.26371
Check ?	Chk Pass	Chk Pass	Chk Pass	Chk Pass
Value	86.325%	93.481%	93.168%	102.35%
Range				

PDF created with pdfFactory Pro trial version www.pdffactory.com

Sample Name: CCV-2609127 Acquired: 7/26/2016 10:50:23 Type: QC
Method: ICP I9 Method 200.7-6010(v136) Mode: CONC Corr. Factor: 1.000000
User: analyst Custom ID1: Custom ID2: Custom ID3:
Comment:

Elem	Ag3280	Al3082	As1890	B_1826	Ba4554	Be3130	Ca3179	Cd2288
IS Ref	(Y_3600)	(Y_3710)	(Y_2243)	(Y_2243)	(Y_3710)	(Y_3710)	(Y_3710)	(Y_2243)
Units	ppb	ppb	ppb	ppb	ppb	ppb	ppb	ppb
Avg	999.52	24795.	501.10	5153.3	1972.0	2011.1	50302.	503.0
Stddev	1.18	90.	3.25	19.9	4.0	4.3	97.	3.0
%RSD	.11823	.36494	.64793	.38562	.20211	.21366	.19326	.5919
Check ?	Chk Pass	Chk Pass	Chk Pass	Chk Pass	Chk Pass	Chk Pass	Chk Pass	Chk Pass
Value								
Range								

Elem	Co2286	Cr2677	Cu3273	Fe2599	K_7664	Li6707	Mg2790	Mn2576
IS Ref	(In2306)	(Y_3600)	(Y_3600)	(Y_3710)	(Y_3710)	(Y_3710)	(Y_3710)	(Y_3600)
Units	ppb	ppb	ppb	ppb	ppb	ppb	ppb	ppb
Avg	1995.4	1922.3	1966.0	24746.	48983.	5056.4	48187.	1932.1
Stddev	8.7	4.2	2.0	54.	104.	4.5	79.	1.8
%RSD	.43527	.21643	.10180	.21774	.21319	.08866	.16463	.09420
Check ?	Chk Pass	Chk Pass	Chk Pass	Chk Pass	Chk Pass	Chk Pass	Chk Pass	Chk Pass
Value								
Range								

Elem	Mo2020	Na5895	Ni2316	Pb2203	Sb2175	Se1960	Sn1899	Ti3372
IS Ref	(Y_2243)	(Y_3710)	(In2306)	(Y_2243)	(Y_2243)	(Y_2243)	(In2306)	(Y_3600)
Units	ppb	ppb	ppb	ppb	ppb	ppb	ppb	ppb
Avg	2006.5	48482.	2004.5	483.55	513.5	512.48	5082.0	4955.5
Stddev	13.5	48.	11.0	2.30	1.3	4.69	21.6	4.3
%RSD	.67096	.09999	.54671	.47569	.2496	.91561	.42474	.08754
Check ?	Chk Pass	Chk Pass	Chk Pass	Chk Pass	Chk Pass	Chk Pass	Chk Pass	Chk Pass
Value								
Range								

PDF created with pdfFactory Pro trial version www.pdffactory.com

Sample Name: CCV-2609127 Acquired: 7/26/2016 10:50:23 Type: QC
Method: ICP I9 Method 200.7-6010(v136) Mode: CONC Corr. Factor: 1.000000
User: analyst Custom ID1: Custom ID2: Custom ID3:
Comment:

Elem	Tl1908	V_2908	Zn2062	Si2516	Sr3464
IS Ref	(In2306)	(Y_3710)	(In2306)	(Y_3710)	(Y_3710)
Units	ppb	ppb	ppb	ppb	ppb
Avg	996.13	2013.9	2020.7	5045.1	4985.1
Stddev	5.84	2.1	7.9	20.8	7.6
%RSD	.58606	.10331	.38986	.41286	.15241
Check ?	Chk Pass	Chk Pass	Chk Pass	Chk Pass	Chk Pass
Value					
Range					

Int. Std.	In2306	Y_2243	Y_3600	Y_3710
Units	Cts/S	Cts/S	Cts/S	Cts/S
Avg	5307.1	4313.7	61624.	7398.9
Stddev	4.5	8.1	125.	23.5
%RSD	.08411	.18688	.20225	.31789

PDF created with pdfFactory Pro trial version www.pdffactory.com

Sample Name: CCB Acquired: 7/26/2016 10:54:08 Type: QC
Method: ICP I9 Method 200.7-6010(v136) Mode: CONC Corr. Factor: 1.000000
User: analyst Custom ID1: Custom ID2: Custom ID3:
Comment:

Elem	Ag3280	Al3082	As1890	B_1826	Ba4554	Be3130	Ca3179	Cd2288
IS Ref	(Y_3600)	(Y_3710)	(Y_2243)	(Y_2243)	(Y_3710)	(Y_3710)	(Y_3710)	(Y_2243)
Units	ppb	ppb	ppb	ppb	ppb	ppb	ppb	ppb
Avg	.20163	-20.727	-1.6601	-3.1676	-.34496	-.01238	14.796	.0027
Stddev	.28033	24.382	.9255	.5715	.21090	.03633	2.312	.0922
%RSD	139.03	117.63	55.750	18.041	61.136	293.53	15.623	3359.
Check ?	Chk Pass	Chk Pass	Chk Pass	Chk Pass	Chk Pass	Chk Pass	Chk Pass	Chk Pass
High Limit								
Low Limit								

Elem	Co2286	Cr2677	Cu3273	Fe2599	K_7664	Li6707	Mg2790	Mn2576
IS Ref	(In2306)	(Y_3600)	(Y_3600)	(Y_3710)	(Y_3710)	(Y_3710)	(Y_3710)	(Y_3600)
Units	ppb	ppb	ppb	ppb	ppb	ppb	ppb	ppb
Avg	-.15612	.03099	-.10639	2.5276	75.973	2.8368	-.24572	-.01162
Stddev	.06666	.31775	.99083	.6322	6.268	1.8050	4.8618	.03218
%RSD	42.697	1025.5	931.36	25.013	8.2503	63.629	1978.5	276.94
Check ?	Chk Pass	Chk Pass	Chk Pass	Chk Pass	Chk Pass	Chk Pass	Chk Pass	Chk Pass
High Limit								
Low Limit								

Elem	Mo2020	Na5895	Ni2316	Pb2203	Sb2175	Se1960	Sn1899	Ti3372
IS Ref	(Y_2243)	(Y_3710)	(In2306)	(Y_2243)	(Y_2243)	(Y_2243)	(In2306)	(Y_3600)
Units	ppb	ppb	ppb	ppb	ppb	ppb	ppb	ppb
Avg	.75281	448.07	.13187	.13472	-.2651	.90475	-.24172	.74516
Stddev	.17166	6.43	.38028	.63208	1.929	.35351	.76272	.16927
%RSD	22.802	1.4354	288.38	469.16	727.9	39.072	315.54	22.716
Check ?	Chk Pass	Chk Pass	Chk Pass	Chk Pass	Chk Pass	Chk Pass	Chk Pass	Chk Pass
High Limit								
Low Limit								

PDF created with pdfFactory Pro trial version www.pdffactory.com

Sample Name: CCB Acquired: 7/26/2016 10:54:08 Type: QC
Method: ICP I9 Method 200.7-6010(v136) Mode: CONC Corr. Factor: 1.000000
User: analyst Custom ID1: Custom ID2: Custom ID3:
Comment:

Elem	Tl1908	V_2908	Zn2062	Si2516	Sr3464
IS Ref	(In2306)	(Y_3710)	(In2306)	(Y_3710)	(Y_3710)
Units	ppb	ppb	ppb	ppb	ppb
Avg	-.20307	1.6453	.73195	-3.0739	2.4365
Stddev	.40368	.4954	.08466	2.4019	1.3651
%RSD	198.79	30.110	11.566	78.138	56.026
Check ?	Chk Pass	Chk Pass	Chk Pass	Chk Pass	Chk Pass
High Limit					
Low Limit					

Int. Std.	In2306	Y_2243	Y_3600	Y_3710
Units	Cts/S	Cts/S	Cts/S	Cts/S
Avg	5989.8	4506.6	65127.	7502.3
Stddev	2.5	6.2	62.	21.5
%RSD	.04132	.13757	.09588	.28666

PDF created with pdfFactory Pro trial version www.pdffactory.com

Sample Name: lb 240-239542/1-b Acquired: 7/26/2016 10:58:18 Type: QC
Method: ICP I9 Method 200.7-6010(v136) Mode: CONC Corr. Factor: 1.000000
User: analyst Custom ID1: Custom ID2: Custom ID3:
Comment:

Elem	Ag3280	Al3082	As1890	B_1826	Ba4554	Be3130	Ca3179	Cd2288
IS Ref	(Y_3600)	(Y_3710)	(Y_2243)	(Y_2243)	(Y_3710)	(Y_3710)	(Y_3710)	(Y_2243)
Units	ppb	ppb	ppb	ppb	ppb	ppb	ppb	ppb
Avg	-.12460	-3.9671	-.57379	-4.4020	.12964	-.07119	142.71	.1848
Stddev	.24760	7.5390	1.1262	.4668	.04681	.00934	1.55	.0164
%RSD	198.72	190.04	196.28	10.604	36.107	13.125	1.0888	8.870
Check ?	Chk Pass	Chk Pass	Chk Pass	Chk Pass	Chk Pass	Chk Pass	None	Chk Pass
High Limit								
Low Limit								

Elem	Co2286	Cr2677	Cu3273	Fe2599	K_7664	Li6707	Mg2790	Mn2576
IS Ref	(In2306)	(Y_3600)	(Y_3600)	(Y_3710)	(Y_3710)	(Y_3710)	(Y_3710)	(Y_3600)
Units	ppb	ppb	ppb	ppb	ppb	ppb	ppb	ppb
Avg	-.30375	1.1417	.56896	13.119	55.438	1.6941	40.935	.33295
Stddev	.18918	.1961	.73000	1.253	11.388	1.5230	12.036	.04330
%RSD	62.279	17.181	128.30	9.5542	20.542	89.903	29.403	13.006
Check ?	Chk Pass	Chk Pass	Chk Pass	Chk Pass	None	Chk Pass	None	Chk Pass
High Limit								
Low Limit								

Elem	Mo2020	Na5895	Ni2316	Pb2203	Sb2175	Se1960	Sn1899	Ti3372
IS Ref	(Y_2243)	(Y_3710)	(In2306)	(Y_2243)	(Y_2243)	(Y_2243)	(In2306)	(Y_3600)
Units	ppb	ppb	ppb	ppb	ppb	ppb	ppb	ppb
Avg	-1.9655	14174.	1.5346	.50625	.2812	.90846	27.376	-.32900
Stddev	.1575	26.	.0270	.47278	1.509	1.6200	.589	.17528
%RSD	8.0146	.18682	1.7575	93.389	536.5	178.32	2.1502	53.276
Check ?	Chk Pass	None	Chk Pass	Chk Pass	Chk Pass	Chk Pass	Chk Pass	Chk Pass
High Limit								
Low Limit								

PDF created with pdfFactory Pro trial version www.pdffactory.com

Sample Name: lb 240-239542/1-b Acquired: 7/26/2016 10:58:18 Type: QC
Method: ICP I9 Method 200.7-6010(v136) Mode: CONC Corr. Factor: 1.000000
User: analyst Custom ID1: Custom ID2: Custom ID3:
Comment:

Elem	Tl1908	V_2908	Zn2062	Si2516	Sr3464
IS Ref	(In2306)	(Y_3710)	(In2306)	(Y_3710)	(Y_3710)
Units	ppb	ppb	ppb	ppb	ppb
Avg	-.40222	-1.6597	1.9533	72.153	-.02220
Stddev	.85767	1.4884	.1135	6.289	3.2751
%RSD	213.24	89.678	5.8128	8.7155	14753.
Check ?	Chk Pass	Chk Pass	Chk Pass	Chk Pass	Chk Pass
High Limit					
Low Limit					

Int. Std.	In2306	Y_2243	Y_3600	Y_3710
Units	Cts/S	Cts/S	Cts/S	Cts/S
Avg	5854.0	4453.8	64065.	7437.5
Stddev	3.3	3.5	99.	28.6
%RSD	.05690	.07898	.15395	.38490

PDF created with pdfFactory Pro trial version www.pdffactory.com

Sample Name: CCV-2609127 Acquired: 7/26/2016 11:02:30 Type: QC
Method: ICP I9 Method 200.7-6010(v136) Mode: CONC Corr. Factor: 1.000000
User: analyst Custom ID1: Custom ID2: Custom ID3:
Comment:

Elem	Ag3280	Al3082	As1890	B_1826	Ba4554	Be3130	Ca3179	Cd2288
IS Ref	(Y_3600)	(Y_3710)	(Y_2243)	(Y_2243)	(Y_3710)	(Y_3710)	(Y_3710)	(Y_2243)
Units	ppb	ppb	ppb	ppb	ppb	ppb	ppb	ppb
Avg	996.76	24560.	501.55	5144.0	1964.0	1998.8	49936.	501.9
Stddev	.56	78.	.25	14.5	3.7	3.0	10.	1.6
%RSD	.05665	.31587	.05073	.28257	.18910	.14786	.02034	.3210
Check ?	Chk Pass	Chk Pass	Chk Pass	Chk Pass	Chk Pass	Chk Pass	Chk Pass	Chk Pass
Value								
Range								

Elem	Co2286	Cr2677	Cu3273	Fe2599	K_7664	Li6707	Mg2790	Mn2576
IS Ref	(In2306)	(Y_3600)	(Y_3600)	(Y_3710)	(Y_3710)	(Y_3710)	(Y_3710)	(Y_3600)
Units	ppb	ppb	ppb	ppb	ppb	ppb	ppb	ppb
Avg	1997.3	1920.6	1955.3	24669.	48749.	5026.8	48085.	1942.7
Stddev	1.1	3.6	2.2	9.	36.	1.5	82.	2.5
%RSD	.05544	.18949	.11013	.03547	.07377	.02961	.16989	.12817
Check ?	Chk Pass	Chk Pass	Chk Pass	Chk Pass	Chk Pass	Chk Pass	Chk Pass	Chk Pass
Value								
Range								

Elem	Mo2020	Na5895	Ni2316	Pb2203	Sb2175	Se1960	Sn1899	Ti3372
IS Ref	(Y_2243)	(Y_3710)	(In2306)	(Y_2243)	(Y_2243)	(Y_2243)	(In2306)	(Y_3600)
Units	ppb	ppb	ppb	ppb	ppb	ppb	ppb	ppb
Avg	2002.0	48819.	2003.5	483.65	512.5	513.57	5082.4	4963.7
Stddev	5.9	114.	.8	.65	2.1	2.39	3.2	2.6
%RSD	.29411	.23392	.03918	.13342	.4166	.46606	.06296	.05204
Check ?	Chk Pass	Chk Pass	Chk Pass	Chk Pass	Chk Pass	Chk Pass	Chk Pass	Chk Pass
Value								
Range								

PDF created with pdfFactory Pro trial version www.pdffactory.com

Sample Name: CCV-2609127 Acquired: 7/26/2016 11:02:30 Type: QC
Method: ICP I9 Method 200.7-6010(v136) Mode: CONC Corr. Factor: 1.000000
User: analyst Custom ID1: Custom ID2: Custom ID3:
Comment:

Elem	Tl1908	V_2908	Zn2062	Si2516	Sr3464
IS Ref	(In2306)	(Y_3710)	(In2306)	(Y_3710)	(Y_3710)
Units	ppb	ppb	ppb	ppb	ppb
Avg	1000.8	1994.5	2026.6	4986.0	4962.2
Stddev	2.7	6.7	.9	22.0	9.3
%RSD	.26497	.33810	.04610	.44138	.18641
Check ?	Chk Pass	Chk Pass	Chk Pass	Chk Pass	Chk Pass
Value					
Range					

Int. Std.	In2306	Y_2243	Y_3600	Y_3710
Units	Cts/S	Cts/S	Cts/S	Cts/S
Avg	5304.0	4316.0	61348.	7353.7
Stddev	14.2	9.8	41.	5.6
%RSD	.26791	.22676	.06617	.07655

PDF created with pdfFactory Pro trial version www.pdffactory.com

Sample Name: CCB Acquired: 7/26/2016 11:06:16 Type: QC
Method: ICP I9 Method 200.7-6010(v136) Mode: CONC Corr. Factor: 1.000000
User: analyst Custom ID1: Custom ID2: Custom ID3:
Comment:

Elem	Ag3280	Al3082	As1890	B_1826	Ba4554	Be3130	Ca3179	Cd2288
IS Ref	(Y_3600)	(Y_3710)	(Y_2243)	(Y_2243)	(Y_3710)	(Y_3710)	(Y_3710)	(Y_2243)
Units	ppb	ppb	ppb	ppb	ppb	ppb	ppb	ppb
Avg	-.06101	-5.6696	.17211	-1.1080	-.13300	-.06559	11.238	-.0159
Stddev	.10124	11.550	.86931	.8893	.08836	.13338	3.020	.1317
%RSD	165.94	203.72	505.10	80.264	66.435	203.36	26.879	826.9
Check ?	Chk Pass	Chk Pass	Chk Pass	Chk Pass	Chk Pass	Chk Pass	Chk Pass	Chk Pass
High Limit								
Low Limit								

Elem	Co2286	Cr2677	Cu3273	Fe2599	K_7664	Li6707	Mg2790	Mn2576
IS Ref	(In2306)	(Y_3600)	(Y_3600)	(Y_3710)	(Y_3710)	(Y_3710)	(Y_3710)	(Y_3600)
Units	ppb	ppb	ppb	ppb	ppb	ppb	ppb	ppb
Avg	-.02986	.02369	.02394	3.9891	26.463	1.8337	-7.2924	.01225
Stddev	.14649	.18633	.59758	.7824	35.104	.9435	11.478	.03190
%RSD	490.60	786.44	2496.5	19.615	132.66	51.451	157.40	260.29
Check ?	Chk Pass	Chk Pass	Chk Pass	Chk Pass	Chk Pass	Chk Pass	Chk Pass	Chk Pass
High Limit								
Low Limit								

Elem	Mo2020	Na5895	Ni2316	Pb2203	Sb2175	Se1960	Sn1899	Ti3372
IS Ref	(Y_2243)	(Y_3710)	(In2306)	(Y_2243)	(Y_2243)	(Y_2243)	(In2306)	(Y_3600)
Units	ppb	ppb	ppb	ppb	ppb	ppb	ppb	ppb
Avg	.77005	239.34	.15596	-.04072	-1.634	.45492	-.01419	.56320
Stddev	.23389	6.84	.20002	1.3961	.501	1.6788	.23407	.15691
%RSD	30.373	2.8561	128.25	3428.6	30.69	369.02	1649.0	27.860
Check ?	Chk Pass	Chk Pass	Chk Pass	Chk Pass	Chk Pass	Chk Pass	Chk Pass	Chk Pass
High Limit								
Low Limit								

PDF created with pdfFactory Pro trial version www.pdffactory.com

Sample Name: CCB Acquired: 7/26/2016 11:06:16 Type: QC
Method: ICP I9 Method 200.7-6010(v136) Mode: CONC Corr. Factor: 1.000000
User: analyst Custom ID1: Custom ID2: Custom ID3:
Comment:

Elem	Tl1908	V_2908	Zn2062	Si2516	Sr3464
IS Ref	(In2306)	(Y_3710)	(In2306)	(Y_3710)	(Y_3710)
Units	ppb	ppb	ppb	ppb	ppb
Avg	-.29426	2.1909	.74411	-5.0056	-.37884
Stddev	1.0869	2.5724	.14696	4.1257	3.4320
%RSD	369.36	117.42	19.750	82.422	905.93
Check ?	Chk Pass	Chk Pass	Chk Pass	Chk Pass	Chk Pass
High Limit					
Low Limit					

Int. Std.	In2306	Y_2243	Y_3600	Y_3710
Units	Cts/S	Cts/S	Cts/S	Cts/S
Avg	5968.3	4496.1	64631.	7384.9
Stddev	13.8	7.5	44.	38.2
%RSD	.23055	.16591	.06797	.51681

PDF created with pdfFactory Pro trial version www.pdffactory.com

Sample Name: mb 240-239654/2-a Acquired: 7/26/2016 11:10:28 Type: QC
Method: ICP I9 Method 200.7-6010(v136) Mode: CONC Corr. Factor: 1.000000
User: analyst Custom ID1: Custom ID2: Custom ID3:
Comment:

Elem	Ag3280	Al3082	As1890	B_1826	Ba4554	Be3130	Ca3179	Cd2288
IS Ref	(Y_3600)	(Y_3710)	(Y_2243)	(Y_2243)	(Y_3710)	(Y_3710)	(Y_3710)	(Y_2243)
Units	ppb	ppb	ppb	ppb	ppb	ppb	ppb	ppb
Avg	.23147	-13.954	.43575	-3.7851	.24330	-.11589	151.91	.0511
Stddev	.40379	9.321	2.0922	.3562	.07373	.09136	1.94	.1335
%RSD	174.45	66.803	480.14	9.4117	30.305	78.832	1.2783	261.0
Check ?	Chk Pass	Chk Pass	Chk Pass	Chk Pass	Chk Pass	Chk Pass	None	Chk Pass
High Limit								
Low Limit								

Elem	Co2286	Cr2677	Cu3273	Fe2599	K_7664	Li6707	Mg2790	Mn2576
IS Ref	(In2306)	(Y_3600)	(Y_3600)	(Y_3710)	(Y_3710)	(Y_3710)	(Y_3710)	(Y_3600)
Units	ppb	ppb	ppb	ppb	ppb	ppb	ppb	ppb
Avg	-.13614	.80856	1.2367	11.871	62.633	1.0048	39.510	.44537
Stddev	.31071	.07225	.2151	2.039	23.173	1.1978	22.641	.00953
%RSD	228.23	8.9361	17.389	17.180	36.999	119.22	57.305	2.1408
Check ?	Chk Pass	Chk Pass	Chk Pass	Chk Pass	None	Chk Pass	None	Chk Pass
High Limit								
Low Limit								

Elem	Mo2020	Na5895	Ni2316	Pb2203	Sb2175	Se1960	Sn1899	Ti3372
IS Ref	(Y_2243)	(Y_3710)	(In2306)	(Y_2243)	(Y_2243)	(Y_2243)	(In2306)	(Y_3600)
Units	ppb	ppb	ppb	ppb	ppb	ppb	ppb	ppb
Avg	-2.0080	229.32	1.3563	-.14665	.3445	1.0220	27.933	-.43818
Stddev	.1091	7.73	.3339	.71902	1.318	1.4540	.722	.08758
%RSD	5.4335	3.3689	24.618	490.31	382.8	142.27	2.5850	19.987
Check ?	Chk Pass	None	Chk Pass	Chk Pass	Chk Pass	Chk Pass	Chk Pass	Chk Pass
High Limit								
Low Limit								

PDF created with pdfFactory Pro trial version www.pdffactory.com

Sample Name: mb 240-239654/2-a Acquired: 7/26/2016 11:10:28 Type: QC
Method: ICP I9 Method 200.7-6010(v136) Mode: CONC Corr. Factor: 1.000000
User: analyst Custom ID1: Custom ID2: Custom ID3:
Comment:

Elem	Tl1908	V_2908	Zn2062	Si2516	Sr3464
IS Ref	(In2306)	(Y_3710)	(In2306)	(Y_3710)	(Y_3710)
Units	ppb	ppb	ppb	ppb	ppb
Avg	-.45066	-.81526	2.5699	68.191	2.3934
Stddev	1.2134	3.3213	.1313	6.759	1.5972
%RSD	269.24	407.40	5.1080	9.9113	66.735
Check ?	Chk Pass	Chk Pass	Chk Pass	Chk Pass	Chk Pass
High Limit					
Low Limit					

Int. Std.	In2306	Y_2243	Y_3600	Y_3710
Units	Cts/S	Cts/S	Cts/S	Cts/S
Avg	5930.7	4496.0	65084.	7422.8
Stddev	3.3	10.3	59.	5.6
%RSD	.05516	.22967	.09033	.07555

PDF created with pdfFactory Pro trial version www.pdffactory.com

Sample Name: lcs 240-239654/3-a Acquired: 7/26/2016 11:14:38 Type: QC
Method: ICP I9 Method 200.7-6010(v136) Mode: CONC Corr. Factor: 1.000000
User: analyst Custom ID1: Custom ID2: Custom ID3:
Comment:

Elem	Ag3280	Al3082	As1890	B_1826	Ba4554	Be3130	Ca3179	Cd2288
IS Ref	(Y_3600)	(Y_3710)	(Y_2243)	(Y_2243)	(Y_3710)	(Y_3710)	(Y_3710)	(Y_2243)
Units	ppb	ppb	ppb	ppb	ppb	ppb	ppb	ppb
Avg	46.340	1888.3	1855.4	922.69	1865.4	47.606	214.61	47.07
Stddev	.161	15.2	8.0	3.90	1.2	.172	3.88	.15
%RSD	.34734	.80605	.43185	.42227	.06438	.36047	1.8102	.3275
Check ?	Chk Pass	Chk Pass	Chk Pass	Chk Pass	Chk Pass	Chk Pass	None	Chk Pass
Value								
Range								

Elem	Co2286	Cr2677	Cu3273	Fe2599	K_7664	Li6707	Mg2790	Mn2576
IS Ref	(In2306)	(Y_3600)	(Y_3600)	(Y_3710)	(Y_3710)	(Y_3710)	(Y_3710)	(Y_3600)
Units	ppb	ppb	ppb	ppb	ppb	ppb	ppb	ppb
Avg	454.70	184.98	242.27	959.05	36.363	930.90	49.913	468.02
Stddev	2.30	.74	.94	5.16	11.827	1.65	11.126	1.23
%RSD	.50575	.39841	.38916	.53812	32.526	.17719	22.291	.26307
Check ?	Chk Pass	Chk Pass	Chk Pass	Chk Pass	None	Chk Pass	None	Chk Pass
Value								
Range								

Elem	Mo2020	Na5895	Ni2316	Pb2203	Sb2175	Se1960	Sn1899	Ti3372
IS Ref	(Y_2243)	(Y_3710)	(In2306)	(Y_2243)	(Y_2243)	(Y_2243)	(In2306)	(Y_3600)
Units	ppb	ppb	ppb	ppb	ppb	ppb	ppb	ppb
Avg	931.33	14148.	467.56	465.46	464.1	1854.8	1840.7	934.38
Stddev	6.85	28.	2.12	4.17	.7	6.7	8.6	1.91
%RSD	.73568	.19712	.45362	.89655	.1483	.36196	.46865	.20452
Check ?	Chk Pass	None	Chk Pass	Chk Pass	Chk Pass	Chk Pass	Chk Pass	Chk Pass
Value								
Range								

PDF created with pdfFactory Pro trial version www.pdffactory.com

Sample Name: lcs 240-239654/3-a Acquired: 7/26/2016 11:14:38 Type: QC
Method: ICP I9 Method 200.7-6010(v136) Mode: CONC Corr. Factor: 1.000000
User: analyst Custom ID1: Custom ID2: Custom ID3:
Comment:

Elem	Tl1908	V_2908	Zn2062	Si2516	Sr3464
IS Ref	(In2306)	(Y_3710)	(In2306)	(Y_3710)	(Y_3710)
Units	ppb	ppb	ppb	ppb	ppb
Avg	1804.2	469.50	463.12	1002.8	956.57
Stddev	10.8	2.82	1.97	8.3	2.42
%RSD	.59893	.60149	.42534	.82765	.25265
Check ?	Chk Pass	Chk Pass	Chk Pass	Chk Pass	Chk Pass
Value					
Range					

Int. Std.	In2306	Y_2243	Y_3600	Y_3710
Units	Cts/S	Cts/S	Cts/S	Cts/S
Avg	5751.4	4418.1	63524.	7346.8
Stddev	4.8	4.5	177.	15.1
%RSD	.08285	.10230	.27927	.20591

PDF created with pdfFactory Pro trial version www.pdffactory.com

Sample Name: 240-67180-a-1-e Acquired: 7/26/2016 11:18:25 Type: Unk
Method: ICP I9 Method 200.7-6010(v136) Mode: CONC Corr. Factor: 1.000000
User: analyst Custom ID1: Custom ID2: Custom ID3:
Comment:

Elem	Ag3280	Al3082	As1890	B_1826	Ba4554	Be3130	Ca3179	Cd2288
IS Ref	(Y_3600)	(Y_3710)	(Y_2243)	(Y_2243)	(Y_3710)	(Y_3710)	(Y_3710)	(Y_2243)
Units	ppb	ppb	ppb	ppb	ppb	ppb	ppb	ppb
Avg	2.6543	27.216	2.6367	2.8025	5.4945	-.07145	862.61	.1142
Stddev	.2838	1.603	1.7497	.4643	.1313	.05020	3.40	.1449
%RSD	10.691	5.8882	66.360	16.566	2.3902	70.269	.39379	126.9
Check ?	Chk Pass	Chk Pass	Chk Pass	Chk Pass	Chk Pass	Chk Pass	Chk Pass	Chk Pass
High Limit								
Low Limit								

Elem	Co2286	Cr2677	Cu3273	Fe2599	K_7664	Li6707	Mg2790	Mn2576
IS Ref	(In2306)	(Y_3600)	(Y_3600)	(Y_3710)	(Y_3710)	(Y_3710)	(Y_3710)	(Y_3600)
Units	ppb	ppb	ppb	ppb	ppb	ppb	ppb	ppb
Avg	55.069	1.1156	2.4110	82.879	109.81	13.947	64.450	1.3707
Stddev	.723	.0980	.3508	1.129	31.50	.881	8.561	.0571
%RSD	1.3126	8.7823	14.552	1.3621	28.684	6.3163	13.283	4.1696
Check ?	Chk Pass	Chk Pass	Chk Pass	Chk Pass	Chk Pass	Chk Pass	Chk Pass	Chk Pass
High Limit								
Low Limit								

Elem	Mo2020	Na5895	Ni2316	Pb2203	Sb2175	Se1960	Sn1899	Ti3372
IS Ref	(Y_2243)	(Y_3710)	(In2306)	(Y_2243)	(Y_2243)	(Y_2243)	(In2306)	(Y_3600)
Units	ppb	ppb	ppb	ppb	ppb	ppb	ppb	ppb
Avg	5.7988	1198.5	1.1898	-.94486	.7816	3.6671	58.869	2.9011
Stddev	.1386	5.8	.4113	.41888	1.634	1.2380	.963	.1482
%RSD	2.3908	.48534	34.569	44.332	209.0	33.760	1.6367	5.1069
Check ?	Chk Pass	Chk Pass	Chk Pass	Chk Pass	Chk Pass	Chk Pass	Chk Pass	Chk Pass
High Limit								
Low Limit								

PDF created with pdfFactory Pro trial version www.pdffactory.com

Sample Name: 240-67180-a-1-e Acquired: 7/26/2016 11:18:25 Type: Unk
Method: ICP I9 Method 200.7-6010(v136) Mode: CONC Corr. Factor: 1.000000
User: analyst Custom ID1: Custom ID2: Custom ID3:
Comment:

Elem	Tl1908	V_2908	Zn2062	Si2516	Sr3464
IS Ref	(In2306)	(Y_3710)	(In2306)	(Y_3710)	(Y_3710)
Units	ppb	ppb	ppb	ppb	ppb
Avg	-1.2950	.55441	16.888	441.72	1.6952
Stddev	.8472	3.8043	.415	8.96	5.3425
%RSD	65.426	686.19	2.4571	2.0292	315.15
Check ?	Chk Pass	Chk Pass	Chk Pass	Chk Pass	Chk Pass
High Limit					
Low Limit					

Int. Std.	In2306	Y_2243	Y_3600	Y_3710
Units	Cts/S	Cts/S	Cts/S	Cts/S
Avg	6043.7	4530.6	65777.	7640.4
Stddev	21.2	8.7	31.	30.9
%RSD	.35070	.19197	.04770	.40459
Check ?	Chk Pass	Chk Pass	Chk Pass	Chk Pass
Value	103.97%	103.32%	105.21%	106.65%
Range				

PDF created with pdfFactory Pro trial version www.pdffactory.com

Sample Name: SD 240-67180-a-1-e@5 Acquired: 7/26/2016 11:22:32 Type: Unk
Method: ICP I9 Method 200.7-6010(v136) Mode: CONC Corr. Factor: 1.000000
User: analyst Custom ID1: Custom ID2: Custom ID3:
Comment:

Elem	Ag3280	Al3082	As1890	B_1826	Ba4554	Be3130	Ca3179	Cd2288
IS Ref	(Y_3600)	(Y_3710)	(Y_2243)	(Y_2243)	(Y_3710)	(Y_3710)	(Y_3710)	(Y_2243)
Units	ppb	ppb	ppb	ppb	ppb	ppb	ppb	ppb
Avg	.75634	.00000	-.91633	-5.7534	.82817	-.13007	162.01	.2232
Stddev	.33274	7.1540	1.2924	.2067	.16579	.03676	4.07	.1711
%RSD	43.994	756e6	141.04	3.5924	20.019	28.259	2.5152	76.63
Check ?	Chk Pass	Chk Pass	Chk Pass	Chk Pass	Chk Pass	Chk Pass	Chk Pass	Chk Pass
High Limit								
Low Limit								

Elem	Co2286	Cr2677	Cu3273	Fe2599	K_7664	Li6707	Mg2790	Mn2576
IS Ref	(In2306)	(Y_3600)	(Y_3600)	(Y_3710)	(Y_3710)	(Y_3710)	(Y_3710)	(Y_3600)
Units	ppb	ppb	ppb	ppb	ppb	ppb	ppb	ppb
Avg	10.883	.20349	.67998	17.940	35.161	.32887	.16284	.09697
Stddev	.348	.20129	.43021	2.463	16.768	1.5645	9.1150	.03211
%RSD	3.1960	98.918	63.268	13.727	47.688	475.74	5597.4	33.117
Check ?	Chk Pass	Chk Pass	Chk Pass	Chk Pass	Chk Pass	Chk Pass	Chk Pass	Chk Pass
High Limit								
Low Limit								

Elem	Mo2020	Na5895	Ni2316	Pb2203	Sb2175	Se1960	Sn1899	Ti3372
IS Ref	(Y_2243)	(Y_3710)	(In2306)	(Y_2243)	(Y_2243)	(Y_2243)	(In2306)	(Y_3600)
Units	ppb	ppb	ppb	ppb	ppb	ppb	ppb	ppb
Avg	-1.1992	349.17	.36742	.48618	-.1791	.32669	10.949	-.10600
Stddev	.0838	7.38	.38226	1.5559	1.415	.12803	.411	.07158
%RSD	6.9846	2.1145	104.04	320.03	790.2	39.189	3.7521	67.532
Check ?	Chk Pass	Chk Pass	Chk Pass	Chk Pass	Chk Pass	Chk Pass	Chk Pass	Chk Pass
High Limit								
Low Limit								

PDF created with pdfFactory Pro trial version www.pdffactory.com

Sample Name: SD 240-67180-a-1-e@5 Acquired: 7/26/2016 11:22:32 Type: Unk
Method: ICP I9 Method 200.7-6010(v136) Mode: CONC Corr. Factor: 1.000000
User: analyst Custom ID1: Custom ID2: Custom ID3:
Comment:

Elem	Tl1908	V_2908	Zn2062	Si2516	Sr3464
IS Ref	(In2306)	(Y_3710)	(In2306)	(Y_3710)	(Y_3710)
Units	ppb	ppb	ppb	ppb	ppb
Avg	-.59827	.05229	2.3821	81.022	3.9311
Stddev	.37046	1.4198	.1109	1.049	1.6141
%RSD	61.922	2715.3	4.6538	1.2947	41.059
Check ?	Chk Pass	Chk Pass	Chk Pass	Chk Pass	Chk Pass
High Limit					
Low Limit					

Int. Std.	In2306	Y_2243	Y_3600	Y_3710
Units	Cts/S	Cts/S	Cts/S	Cts/S
Avg	6065.3	4550.1	66011.	7601.0
Stddev	10.1	4.1	130.	21.6
%RSD	.16665	.09016	.19695	.28419
Check ?	Chk Pass	Chk Pass	Chk Pass	Chk Pass
Value	104.34%	103.76%	105.59%	106.10%
Range				

PDF created with pdfFactory Pro trial version www.pdffactory.com

Sample Name: 240-67180-a-1-f ms@5 Acquired: 7/26/2016 11:26:43 Type: Unk
Method: ICP I9 Method 200.7-6010(v136) Mode: CONC Corr. Factor: 1.000000
User: analyst Custom ID1: Custom ID2: Custom ID3:
Comment:

Elem	Ag3280	Al3082	As1890	B_1826	Ba4554	Be3130	Ca3179
IS Ref	(Y_3600)	(Y_3710)	(Y_2243)	(Y_2243)	(Y_3710)	(Y_3710)	(Y_3710)
Units	ppb	ppb	ppb	ppb	ppb	ppb	ppb
Avg	W 177.17	392.67	963.83	185.36	9540.4	9.6457	150.23
Stddev	.47	10.49	11.70	1.38	13.6	.1125	2.39
%RSD	.26746	2.6718	1.2140	.74328	.14268	1.1667	1.5933
Check ?	Chk Warn	Chk Pass	Chk Pass	Chk Pass	Chk Pass	Chk Pass	Chk Pass
High Limit	100.00						
Low Limit	-500000.						

Elem	Cd2288	Co2286	Cr2677	Cu3273	Fe2599	K_7664	Li6707
IS Ref	(Y_2243)	(In2306)	(Y_3600)	(Y_3600)	(Y_3710)	(Y_3710)	(Y_3710)
Units	ppb	ppb	ppb	ppb	ppb	ppb	ppb
Avg	194.9	103.08	949.95	50.206	211.41	27.609	194.83
Stddev	1.7	1.14	.67	.804	2.04	34.512	1.80
%RSD	.8470	1.1060	.07006	1.6004	.96643	125.00	.92563
Check ?	Chk Pass	Chk Pass	Chk Pass	Chk Pass	Chk Pass	Chk Pass	Chk Pass
High Limit							
Low Limit							

Elem	Mg2790	Mn2576	Mo2020	Na5895	Ni2316	Pb2203	Sb2175
IS Ref	(Y_3710)	(Y_3600)	(Y_2243)	(Y_3710)	(In2306)	(Y_2243)	(Y_2243)
Units	ppb	ppb	ppb	ppb	ppb	ppb	ppb
Avg	17.902	97.256	189.98	301.24	94.877	976.53	94.21
Stddev	7.176	.072	2.35	4.78	.531	7.01	2.87
%RSD	40.083	.07424	1.2375	1.5874	.56010	.71749	3.049
Check ?	Chk Pass	Chk Pass	Chk Pass	Chk Pass	Chk Pass	Chk Pass	Chk Pass
High Limit							
Low Limit							

PDF created with pdfFactory Pro trial version www.pdffactory.com

Sample Name: 240-67180-a-1-f ms@5 Acquired: 7/26/2016 11:26:43 Type: Unk
Method: ICP I9 Method 200.7-6010(v136) Mode: CONC Corr. Factor: 1.000000
User: analyst Custom ID1: Custom ID2: Custom ID3:
Comment:

Elem	Se1960	Sn1899	Ti3372	Tl1908	V_2908	Zn2062	Si2516
IS Ref	(Y_2243)	(In2306)	(Y_3600)	(In2306)	(Y_3710)	(In2306)	(Y_3710)
Units	ppb	ppb	ppb	ppb	ppb	ppb	ppb
Avg	192.17	379.56	191.60	372.45	95.628	95.876	313.51
Stddev	2.00	6.35	.29	4.24	.851	1.123	2.94
%RSD	1.0383	1.6724	.15253	1.1397	.88982	1.1709	.93758
Check ?	Chk Pass	Chk Pass	Chk Pass	Chk Pass	Chk Pass	Chk Pass	Chk Pass
High Limit							
Low Limit							

Elem	Sr3464
IS Ref	(Y_3710)
Units	ppb
Avg	195.39
Stddev	2.80
%RSD	1.4345
Check ?	Chk Pass
High Limit	
Low Limit	

Int. Std.	In2306	Y_2243	Y_3600	Y_3710
Units	Cts/S	Cts/S	Cts/S	Cts/S
Avg	5995.6	4528.2	65532.	7529.1
Stddev	8.1	2.7	58.	10.0
%RSD	.13526	.06035	.08896	.13301
Check ?	Chk Pass	Chk Pass	Chk Pass	Chk Pass
Value	103.14%	103.26%	104.82%	105.10%
Range				

PDF created with pdfFactory Pro trial version www.pdffactory.com

Sample Name: 240-67180-a-1-gmsd@5 Acquired: 7/26/2016 11:30:44 Type: Unk
Method: ICP I9 Method 200.7-6010(v136) Mode: CONC Corr. Factor: 1.000000
User: analyst Custom ID1: Custom ID2: Custom ID3:
Comment:

Elem	Ag3280	Al3082	As1890	B_1826	Ba4554	Be3130	Ca3179
IS Ref	(Y_3600)	(Y_3710)	(Y_2243)	(Y_2243)	(Y_3710)	(Y_3710)	(Y_3710)
Units	ppb	ppb	ppb	ppb	ppb	ppb	ppb
Avg	W 174.71	381.16	955.16	181.43	9490.2	9.5086	174.82
Stddev	.40	5.25	9.51	2.33	158.7	.0704	2.81
%RSD	.22880	1.3768	.99545	1.2817	1.6724	.74025	1.6100
Check ?	Chk Warn	Chk Pass	Chk Pass	Chk Pass	Chk Pass	Chk Pass	Chk Pass
High Limit	100.00						
Low Limit	-500000.						

Elem	Cd2288	Co2286	Cr2677	Cu3273	Fe2599	K_7664	Li6707
IS Ref	(Y_2243)	(In2306)	(Y_3600)	(Y_3600)	(Y_3710)	(Y_3710)	(Y_3710)
Units	ppb	ppb	ppb	ppb	ppb	ppb	ppb
Avg	193.3	102.78	945.31	48.917	209.12	32.179	192.73
Stddev	2.4	1.45	1.61	.654	2.14	32.234	1.49
%RSD	1.243	1.4153	.17007	1.3377	1.0251	100.17	.77081
Check ?	Chk Pass	Chk Pass	Chk Pass	Chk Pass	Chk Pass	Chk Pass	Chk Pass
High Limit							
Low Limit							

Elem	Mg2790	Mn2576	Mo2020	Na5895	Ni2316	Pb2203	Sb2175
IS Ref	(Y_3710)	(Y_3600)	(Y_2243)	(Y_3710)	(In2306)	(Y_2243)	(Y_2243)
Units	ppb	ppb	ppb	ppb	ppb	ppb	ppb
Avg	9.8073	96.842	188.64	299.43	94.141	969.44	94.30
Stddev	7.1012	.160	2.47	7.02	1.442	10.73	.74
%RSD	72.407	.16478	1.3094	2.3457	1.5312	1.1072	.7804
Check ?	Chk Pass	Chk Pass	Chk Pass	Chk Pass	Chk Pass	Chk Pass	Chk Pass
High Limit							
Low Limit							

PDF created with pdfFactory Pro trial version www.pdffactory.com

Sample Name: 240-67180-a-1-gmsd@5 Acquired: 7/26/2016 11:30:44 Type: Unk
Method: ICP I9 Method 200.7-6010(v136) Mode: CONC Corr. Factor: 1.000000
User: analyst Custom ID1: Custom ID2: Custom ID3:
Comment:

Elem	Se1960	Sn1899	Ti3372	Tl1908	V_2908	Zn2062	Si2516
IS Ref	(Y_2243)	(In2306)	(Y_3600)	(In2306)	(Y_3710)	(In2306)	(Y_3710)
Units	ppb	ppb	ppb	ppb	ppb	ppb	ppb
Avg	191.96	378.26	189.87	370.97	96.095	96.318	298.37
Stddev	3.39	5.89	.23	4.22	1.227	1.236	3.12
%RSD	1.7646	1.5576	.12340	1.1375	1.2764	1.2836	1.0461
Check ?	Chk Pass	Chk Pass	Chk Pass	Chk Pass	Chk Pass	Chk Pass	Chk Pass
High Limit							
Low Limit							

Elem	Sr3464
IS Ref	(Y_3710)
Units	ppb
Avg	194.45
Stddev	3.49
%RSD	1.7963
Check ?	Chk Pass
High Limit	
Low Limit	

Int. Std.	In2306	Y_2243	Y_3600	Y_3710
Units	Cts/S	Cts/S	Cts/S	Cts/S
Avg	5965.8	4517.8	65384.	7519.1
Stddev	5.7	8.6	173.	27.2
%RSD	.09499	.18949	.26451	.36238
Check ?	Chk Pass	Chk Pass	Chk Pass	Chk Pass
Value	102.63%	103.03%	104.58%	104.96%
Range				

PDF created with pdfFactory Pro trial version www.pdffactory.com

Sample Name: PDS 240-67180-a-1-e Acquired: 7/26/2016 11:34:46 Type: Unk
Method: ICP I9 Method 200.7-6010(v136) Mode: CONC Corr. Factor: 1.000000
User: analyst Custom ID1: Custom ID2: Custom ID3:
Comment:

Elem	Ag3280	Al3082	As1890	B_1826	Ba4554	Be3130	Ca3179	Cd2288
IS Ref	(Y_3600)	(Y_3710)	(Y_2243)	(Y_2243)	(Y_3710)	(Y_3710)	(Y_3710)	(Y_2243)
Units	ppb	ppb	ppb	ppb	ppb	ppb	ppb	ppb
Avg	52.770	1992.3	2019.2	1046.1	1972.8	50.687	51120.	51.51
Stddev	.307	8.6	8.7	3.2	4.4	.398	64.	.23
%RSD	.58103	.43029	.43029	.30712	.22240	.78524	.12603	.4543
Check ?	Chk Pass	Chk Pass	Chk Pass	Chk Pass	Chk Pass	Chk Pass	Chk Pass	Chk Pass
High Limit								
Low Limit								

Elem	Co2286	Cr2677	Cu3273	Fe2599	K_7664	Li6707	Mg2790	Mn2576
IS Ref	(In2306)	(Y_3600)	(Y_3600)	(Y_3710)	(Y_3710)	(Y_3710)	(Y_3710)	(Y_3600)
Units	ppb	ppb	ppb	ppb	ppb	ppb	ppb	ppb
Avg	554.46	196.91	255.11	1075.0	48688.	1038.4	48186.	488.77
Stddev	1.58	.17	1.21	9.9	123.	2.2	147.	.62
%RSD	.28454	.08464	.47484	.91769	.25248	.21237	.30414	.12608
Check ?	Chk Pass	Chk Pass	Chk Pass	Chk Pass	Chk Pass	Chk Pass	Chk Pass	Chk Pass
High Limit								
Low Limit								

Elem	Mo2020	Na5895	Ni2316	Pb2203	Sb2175	Se1960	Sn1899	Ti3372
IS Ref	(Y_2243)	(Y_3710)	(In2306)	(Y_2243)	(Y_2243)	(Y_2243)	(In2306)	(Y_3600)
Units	ppb	ppb	ppb	ppb	ppb	ppb	ppb	ppb
Avg	1035.6	50049.	501.56	487.24	521.5	2067.2	2083.4	1006.1
Stddev	5.0	111.	1.88	2.26	1.2	8.6	12.4	1.4
%RSD	.48401	.22257	.37572	.46346	.2343	.41401	.59715	.14375
Check ?	Chk Pass	Chk Pass	Chk Pass	Chk Pass	Chk Pass	Chk Pass	Chk Pass	Chk Pass
High Limit								
Low Limit								

PDF created with pdfFactory Pro trial version www.pdffactory.com

Sample Name: PDS 240-67180-a-1-e Acquired: 7/26/2016 11:34:46 Type: Unk
Method: ICP I9 Method 200.7-6010(v136) Mode: CONC Corr. Factor: 1.000000
User: analyst Custom ID1: Custom ID2: Custom ID3:
Comment:

Elem	Tl1908	V_2908	Zn2062	Si2516	Sr3464
IS Ref	(In2306)	(Y_3710)	(In2306)	(Y_3710)	(Y_3710)
Units	ppb	ppb	ppb	ppb	ppb
Avg	1973.1	510.89	516.29	1537.6	1006.4
Stddev	5.9	4.53	1.82	23.7	7.2
%RSD	.29897	.88708	.35230	1.5411	.71871
Check ?	Chk Pass	Chk Pass	Chk Pass	Chk Pass	Chk Pass
High Limit					
Low Limit					

Int. Std.	In2306	Y_2243	Y_3600	Y_3710
Units	Cts/S	Cts/S	Cts/S	Cts/S
Avg	5382.1	4290.6	61426.	7470.4
Stddev	4.6	5.0	108.	51.6
%RSD	.08521	.11743	.17605	.69046
Check ?	Chk Pass	Chk Pass	Chk Pass	Chk Pass
Value	92.586%	97.845%	98.254%	104.28%
Range				

PDF created with pdfFactory Pro trial version www.pdffactory.com

Sample Name: 240-67246-a-1-b Acquired: 7/26/2016 11:38:32 Type: Unk
Method: ICP I9 Method 200.7-6010(v136) Mode: CONC Corr. Factor: 1.000000
User: analyst Custom ID1: Custom ID2: Custom ID3:
Comment:

Elem	Ag3280	Al3082	As1890	B_1826	Ba4554	Be3130	Ca3179	Cd2288
IS Ref	(Y_3600)	(Y_3710)	(Y_2243)	(Y_2243)	(Y_3710)	(Y_3710)	(Y_3710)	(Y_2243)
Units	ppb	ppb	ppb	ppb	ppb	ppb	ppb	ppb
Avg	-.02691	1.8384	1.2035	-2.2945	10.472	-.15850	650.66	.7460
Stddev	.16092	4.4124	2.2717	.5280	.165	.11326	2.65	.0831
%RSD	597.97	240.01	188.77	23.010	1.5772	71.457	.40763	11.13
Check ?	Chk Pass	Chk Pass	Chk Pass	Chk Pass	Chk Pass	Chk Pass	Chk Pass	Chk Pass
High Limit								
Low Limit								

Elem	Co2286	Cr2677	Cu3273	Fe2599	K_7664	Li6707	Mg2790	Mn2576
IS Ref	(In2306)	(Y_3600)	(Y_3600)	(Y_3710)	(Y_3710)	(Y_3710)	(Y_3710)	(Y_3600)
Units	ppb	ppb	ppb	ppb	ppb	ppb	ppb	ppb
Avg	-.13547	1.4402	19.565	364.43	45.668	-1.9721	75.093	3.3507
Stddev	.19368	.2215	.433	4.01	20.200	.9883	8.422	.0146
%RSD	142.97	15.379	2.2141	1.1005	44.233	50.115	11.216	.43618
Check ?	Chk Pass	Chk Pass	Chk Pass	Chk Pass	Chk Pass	Chk Pass	Chk Pass	Chk Pass
High Limit								
Low Limit								

Elem	Mo2020	Na5895	Ni2316	Pb2203	Sb2175	Se1960	Sn1899	Ti3372
IS Ref	(Y_2243)	(Y_3710)	(In2306)	(Y_2243)	(Y_2243)	(Y_2243)	(In2306)	(Y_3600)
Units	ppb	ppb	ppb	ppb	ppb	ppb	ppb	ppb
Avg	15.610	199.22	2.0709	98.099	-.6506	2.8026	26.893	.36386
Stddev	.376	6.88	.2708	.753	2.551	1.3103	.671	.18983
%RSD	2.4100	3.4522	13.077	.76726	392.1	46.752	2.4937	52.170
Check ?	Chk Pass	Chk Pass	Chk Pass	Chk Pass	Chk Pass	Chk Pass	Chk Pass	Chk Pass
High Limit								
Low Limit								

PDF created with pdfFactory Pro trial version www.pdffactory.com

Sample Name: 240-67246-a-1-b Acquired: 7/26/2016 11:38:32 Type: Unk
Method: ICP I9 Method 200.7-6010(v136) Mode: CONC Corr. Factor: 1.000000
User: analyst Custom ID1: Custom ID2: Custom ID3:
Comment:

Elem	Tl1908	V_2908	Zn2062	Si2516	Sr3464
IS Ref	(In2306)	(Y_3710)	(In2306)	(Y_3710)	(Y_3710)
Units	ppb	ppb	ppb	ppb	ppb
Avg	-.09316	-1.1750	455.45	110.69	7.1986
Stddev	.14342	2.9254	5.88	7.02	1.0702
%RSD	153.95	248.97	1.2901	6.3424	14.866
Check ?	Chk Pass	Chk Pass	Chk Pass	Chk Pass	Chk Pass
High Limit					
Low Limit					

Int. Std.	In2306	Y_2243	Y_3600	Y_3710
Units	Cts/S	Cts/S	Cts/S	Cts/S
Avg	5996.7	4498.4	65555.	7542.9
Stddev	6.0	1.1	79.	16.8
%RSD	.10062	.02346	.12067	.22325
Check ?	Chk Pass	Chk Pass	Chk Pass	Chk Pass
Value	103.16%	102.58%	104.86%	105.29%
Range				

PDF created with pdfFactory Pro trial version www.pdffactory.com

Sample Name: lb 240-239543/1-b Acquired: 7/26/2016 11:42:40 Type: QC
Method: ICP I9 Method 200.7-6010(v136) Mode: CONC Corr. Factor: 1.000000
User: analyst Custom ID1: Custom ID2: Custom ID3:
Comment:

Elem	Ag3280	Al3082	As1890	B_1826	Ba4554	Be3130
IS Ref	(Y_3600)	(Y_3710)	(Y_2243)	(Y_2243)	(Y_3710)	(Y_3710)
Units	ppb	ppb	ppb	ppb	ppb	ppb
Avg	-.34427	10.909	3.1957	18.296	.69881	-.18026
Stddev	.89912	14.538	.5912	1.209	.18595	.04303
%RSD	261.17	133.27	18.501	6.6090	26.610	23.872
Check ?	Chk Pass	Chk Pass	Chk Pass	Chk Pass	Chk Pass	Chk Pass
High Limit						
Low Limit						

Elem	Ca3179	Cd2288	Co2286	Cr2677	Cu3273	Fe2599
IS Ref	(Y_3710)	(Y_2243)	(In2306)	(Y_3600)	(Y_3600)	(Y_3710)
Units	ppb	ppb	ppb	ppb	ppb	ppb
Avg	75.510	-.1523	-.27474	.80314	-.49311	5.5813
Stddev	1.807	.0999	.18461	.08288	1.0701	1.7718
%RSD	2.3931	65.58	67.197	10.319	217.01	31.745
Check ?	None	Chk Pass	Chk Pass	Chk Pass	Chk Pass	Chk Pass
High Limit						
Low Limit						

Elem	K_7664	Li6707	Mg2790	Mn2576	Mo2020	Na5895
IS Ref	(Y_3710)	(Y_3710)	(Y_3710)	(Y_3600)	(Y_2243)	(Y_3710)
Units	ppb	ppb	ppb	ppb	ppb	ppb
Avg	328.21	6.7928	17.468	9.6972	-2.2077	1109200.
Stddev	32.44	1.6391	11.326	.0311	.2517	21619.
%RSD	9.8844	24.129	64.836	.32051	11.403	1.9490
Check ?	None	Chk Pass	None	Chk Pass	Chk Pass	None
High Limit						
Low Limit						

PDF created with pdfFactory Pro trial version www.pdffactory.com

Sample Name: lb 240-239543/1-b Acquired: 7/26/2016 11:42:40 Type: QC
Method: ICP I9 Method 200.7-6010(v136) Mode: CONC Corr. Factor: 1.000000
User: analyst Custom ID1: Custom ID2: Custom ID3:
Comment:

Elem	Ni2316	Pb2203	Sb2175	Se1960	Sn1899	Ti3372
IS Ref	(In2306)	(Y_2243)	(Y_2243)	(Y_2243)	(In2306)	(Y_3600)
Units	ppb	ppb	ppb	ppb	ppb	ppb
Avg	2.2094	.16197	-2.127	1.6114	1.7655	-.91754
Stddev	.0644	1.2524	.530	.7504	.7699	.11732
%RSD	2.9153	773.24	24.95	46.568	43.607	12.786
Check ?	Chk Pass	Chk Pass	Chk Pass	Chk Pass	Chk Pass	Chk Pass
High Limit						
Low Limit						

Elem	Tl1908	V_2908	Zn2062	Si2516	Sr3464
IS Ref	(In2306)	(Y_3710)	(In2306)	(Y_3710)	(Y_3710)
Units	ppb	ppb	ppb	ppb	ppb
Avg	-1.5306	.97577	9.1379	251.07	-.54404
Stddev	.8653	1.5399	.3158	5.41	.59484
%RSD	56.533	157.81	3.4564	2.1542	109.34
Check ?	Chk Pass	Chk Pass	Chk Pass	Chk Pass	Chk Pass
High Limit					
Low Limit					

Int. Std.	In2306	Y_2243	Y_3600	Y_3710
Units	Cts/S	Cts/S	Cts/S	Cts/S
Avg	4853.5	4094.1	55264.	7374.1
Stddev	23.1	20.2	264.	41.0
%RSD	.47654	.49433	.47767	.55533

PDF created with pdfFactory Pro trial version www.pdffactory.com

Sample Name: mb 240-239658/2-a Acquired: 7/26/2016 11:46:59 Type: QC
Method: ICP I9 Method 200.7-6010(v136) Mode: CONC Corr. Factor: 1.000000
User: analyst Custom ID1: Custom ID2: Custom ID3:
Comment:

Elem	Ag3280	Al3082	As1890	B_1826	Ba4554	Be3130	Ca3179	Cd2288
IS Ref	(Y_3600)	(Y_3710)	(Y_2243)	(Y_2243)	(Y_3710)	(Y_3710)	(Y_3710)	(Y_2243)
Units	ppb	ppb	ppb	ppb	ppb	ppb	ppb	ppb
Avg	-.15313	-4.6801	-.71468	-6.6680	-.32600	-.12193	-4.1865	.0852
Stddev	.21387	8.7525	1.3926	.1553	.34053	.05297	1.7308	.1018
%RSD	139.66	187.02	194.86	2.3284	104.46	43.443	41.342	119.5
Check ?	Chk Pass	Chk Pass	Chk Pass	Chk Pass	Chk Pass	Chk Pass	None	Chk Pass
High Limit								
Low Limit								

Elem	Co2286	Cr2677	Cu3273	Fe2599	K_7664	Li6707	Mg2790	Mn2576
IS Ref	(In2306)	(Y_3600)	(Y_3600)	(Y_3710)	(Y_3710)	(Y_3710)	(Y_3710)	(Y_3600)
Units	ppb	ppb	ppb	ppb	ppb	ppb	ppb	ppb
Avg	-.40243	.49851	-1.5979	1.5371	28.745	-1.2116	-.46588	6.9687
Stddev	.12861	.15104	.3460	1.2656	17.584	.6893	3.2466	.0139
%RSD	31.957	30.298	21.653	82.341	61.170	56.889	696.87	.19964
Check ?	Chk Pass	Chk Pass	Chk Pass	Chk Pass	None	Chk Pass	None	Chk Pass
High Limit								
Low Limit								

Elem	Mo2020	Na5895	Ni2316	Pb2203	Sb2175	Se1960	Sn1899	Ti3372
IS Ref	(Y_2243)	(Y_3710)	(In2306)	(Y_2243)	(Y_2243)	(Y_2243)	(In2306)	(Y_3600)
Units	ppb	ppb	ppb	ppb	ppb	ppb	ppb	ppb
Avg	-2.9458	378.48	.10641	-.48041	-1.359	1.8309	.02565	-.95173
Stddev	.1233	92.06	.16695	.83273	1.409	1.5163	.46534	.15786
%RSD	4.1851	24.324	156.89	173.34	103.7	82.815	1814.5	16.587
Check ?	Chk Pass	None	Chk Pass	Chk Pass	Chk Pass	Chk Pass	Chk Pass	Chk Pass
High Limit								
Low Limit								

PDF created with pdfFactory Pro trial version www.pdffactory.com

Sample Name: mb 240-239658/2-a Acquired: 7/26/2016 11:46:59 Type: QC
Method: ICP I9 Method 200.7-6010(v136) Mode: CONC Corr. Factor: 1.000000
User: analyst Custom ID1: Custom ID2: Custom ID3:
Comment:

Elem	Tl1908	V_2908	Zn2062	Si2516	Sr3464
IS Ref	(In2306)	(Y_3710)	(In2306)	(Y_3710)	(Y_3710)
Units	ppb	ppb	ppb	ppb	ppb
Avg	-.94086	-1.4170	.09999	130.42	2.5021
Stddev	.45838	2.2395	.03575	9.05	3.8038
%RSD	48.720	158.04	35.758	6.9378	152.02
Check ?	Chk Pass	Chk Pass	Chk Pass	Chk Pass	Chk Pass
High Limit					
Low Limit					

Int. Std.	In2306	Y_2243	Y_3600	Y_3710
Units	Cts/S	Cts/S	Cts/S	Cts/S
Avg	6176.8	4634.8	68030.	7771.1
Stddev	8.7	3.5	220.	92.3
%RSD	.14160	.07486	.32337	1.1875

PDF created with pdfFactory Pro trial version www.pdffactory.com

Sample Name: CCV-2609127 Acquired: 7/26/2016 11:51:11 Type: QC
Method: ICP I9 Method 200.7-6010(v136) Mode: CONC Corr. Factor: 1.000000
User: analyst Custom ID1: Custom ID2: Custom ID3:
Comment:

Elem	Ag3280	Al3082	As1890	B_1826	Ba4554	Be3130	Ca3179	Cd2288
IS Ref	(Y_3600)	(Y_3710)	(Y_2243)	(Y_2243)	(Y_3710)	(Y_3710)	(Y_3710)	(Y_2243)
Units	ppb	ppb	ppb	ppb	ppb	ppb	ppb	ppb
Avg	1004.4	25173.	500.19	5157.8	1971.5	2035.2	51234.	503.9
Stddev	2.6	89.	4.57	24.5	3.9	5.0	228.	3.7
%RSD	.26372	.35521	.91400	.47538	.19574	.24466	.44550	.7413
Check ?	Chk Pass	Chk Pass	Chk Pass	Chk Pass	Chk Pass	Chk Pass	Chk Pass	Chk Pass
Value								
Range								

Elem	Co2286	Cr2677	Cu3273	Fe2599	K_7664	Li6707	Mg2790	Mn2576
IS Ref	(In2306)	(Y_3600)	(Y_3600)	(Y_3710)	(Y_3710)	(Y_3710)	(Y_3710)	(Y_3600)
Units	ppb	ppb	ppb	ppb	ppb	ppb	ppb	ppb
Avg	1981.0	1914.1	1979.9	24599.	49681.	5083.8	48273.	1897.8
Stddev	13.5	4.6	3.4	52.	143.	9.3	182.	2.7
%RSD	.68323	.23967	.17232	.21021	.28797	.18260	.37635	.14232
Check ?	Chk Pass	Chk Pass	Chk Pass	Chk Pass	Chk Pass	Chk Pass	Chk Pass	Chk Pass
Value								
Range								

Elem	Mo2020	Na5895	Ni2316	Pb2203	Sb2175	Se1960	Sn1899	Ti3372
IS Ref	(Y_2243)	(Y_3710)	(In2306)	(Y_2243)	(Y_2243)	(Y_2243)	(In2306)	(Y_3600)
Units	ppb	ppb	ppb	ppb	ppb	ppb	ppb	ppb
Avg	1991.9	49803.	1998.2	479.13	516.3	513.68	5053.4	4897.1
Stddev	16.6	135.	14.9	6.06	9.2	3.62	37.1	22.4
%RSD	.83356	.27089	.74598	1.2653	1.790	.70479	.73340	.45808
Check ?	Chk Pass	Chk Pass	Chk Pass	Chk Pass	Chk Pass	Chk Pass	Chk Pass	Chk Pass
Value								
Range								

PDF created with pdfFactory Pro trial version www.pdffactory.com

Sample Name: CCV-2609127 Acquired: 7/26/2016 11:51:11 Type: QC
Method: ICP I9 Method 200.7-6010(v136) Mode: CONC Corr. Factor: 1.000000
User: analyst Custom ID1: Custom ID2: Custom ID3:
Comment:

Elem	Tl1908	V_2908	Zn2062	Si2516	Sr3464
IS Ref	(In2306)	(Y_3710)	(In2306)	(Y_3710)	(Y_3710)
Units	ppb	ppb	ppb	ppb	ppb
Avg	990.67	2035.8	2001.2	5071.1	5037.9
Stddev	12.42	9.4	12.7	40.6	15.4
%RSD	1.2539	.46323	.63435	.80077	.30614
Check ?	Chk Pass	Chk Pass	Chk Pass	Chk Pass	Chk Pass
Value					
Range					

Int. Std.	In2306	Y_2243	Y_3600	Y_3710
Units	Cts/S	Cts/S	Cts/S	Cts/S
Avg	5398.7	4384.9	63121.	7527.3
Stddev	3.6	3.7	233.	32.7
%RSD	.06623	.08405	.36940	.43471

PDF created with pdfFactory Pro trial version www.pdffactory.com

Sample Name: CCB Acquired: 7/26/2016 11:55:05 Type: QC
Method: ICP I9 Method 200.7-6010(v136) Mode: CONC Corr. Factor: 1.000000
User: analyst Custom ID1: Custom ID2: Custom ID3:
Comment:

Elem	Ag3280	Al3082	As1890	B_1826	Ba4554	Be3130	Ca3179	Cd2288
IS Ref	(Y_3600)	(Y_3710)	(Y_2243)	(Y_2243)	(Y_3710)	(Y_3710)	(Y_3710)	(Y_2243)
Units	ppb	ppb	ppb	ppb	ppb	ppb	ppb	ppb
Avg	.23845	-4.9416	-1.5164	-3.3509	-.29363	-.03201	10.578	.0798
Stddev	.19280	19.258	1.7622	.6691	.01549	.10889	1.572	.0645
%RSD	80.858	389.72	116.21	19.969	5.2743	340.22	14.864	80.79
Check ?	Chk Pass	Chk Pass	Chk Pass	Chk Pass	Chk Pass	Chk Pass	Chk Pass	Chk Pass
High Limit								
Low Limit								

Elem	Co2286	Cr2677	Cu3273	Fe2599	K_7664	Li6707	Mg2790	Mn2576
IS Ref	(In2306)	(Y_3600)	(Y_3600)	(Y_3710)	(Y_3710)	(Y_3710)	(Y_3710)	(Y_3600)
Units	ppb	ppb	ppb	ppb	ppb	ppb	ppb	ppb
Avg	-.18889	.26077	-.88076	4.4018	26.708	1.2876	-6.5666	.00994
Stddev	.13677	.10640	.49988	1.6283	11.116	1.4053	18.783	.00601
%RSD	72.405	40.805	56.755	36.992	41.622	109.15	286.04	60.441
Check ?	Chk Pass	Chk Pass	Chk Pass	Chk Pass	Chk Pass	Chk Pass	Chk Pass	Chk Pass
High Limit								
Low Limit								

Elem	Mo2020	Na5895	Ni2316	Pb2203	Sb2175	Se1960	Sn1899	Ti3372
IS Ref	(Y_2243)	(Y_3710)	(In2306)	(Y_2243)	(Y_2243)	(Y_2243)	(In2306)	(Y_3600)
Units	ppb	ppb	ppb	ppb	ppb	ppb	ppb	ppb
Avg	.54190	162.69	.13771	.48494	.7389	2.6650	-.07614	.56618
Stddev	.24805	4.25	.45185	.48918	1.072	1.0907	.26041	.11053
%RSD	45.775	2.6143	328.11	100.88	145.1	40.928	341.99	19.521
Check ?	Chk Pass	Chk Pass	Chk Pass	Chk Pass	Chk Pass	Chk Pass	Chk Pass	Chk Pass
High Limit								
Low Limit								

PDF created with pdfFactory Pro trial version www.pdffactory.com

Sample Name: CCB Acquired: 7/26/2016 11:55:05 Type: QC
Method: ICP I9 Method 200.7-6010(v136) Mode: CONC Corr. Factor: 1.000000
User: analyst Custom ID1: Custom ID2: Custom ID3:
Comment:

Elem	Tl1908	V_2908	Zn2062	Si2516	Sr3464
IS Ref	(In2306)	(Y_3710)	(In2306)	(Y_3710)	(Y_3710)
Units	ppb	ppb	ppb	ppb	ppb
Avg	-1.0470	1.5490	.80291	-2.1795	1.3472
Stddev	.4294	3.5150	.05085	5.1958	1.1742
%RSD	41.009	226.91	6.3332	238.39	87.160
Check ?	Chk Pass	Chk Pass	Chk Pass	Chk Pass	Chk Pass
High Limit					
Low Limit					

Int. Std.	In2306	Y_2243	Y_3600	Y_3710
Units	Cts/S	Cts/S	Cts/S	Cts/S
Avg	6088.4	4573.4	66749.	7619.5
Stddev	1.2	3.8	62.	21.0
%RSD	.01971	.08292	.09227	.27569

PDF created with pdfFactory Pro trial version www.pdffactory.com

Sample Name: lcs 240-239658/3-a Acquired: 7/26/2016 11:59:18 Type: QC
Method: ICP I9 Method 200.7-6010(v136) Mode: CONC Corr. Factor: 1.000000
User: analyst Custom ID1: Custom ID2: Custom ID3:
Comment:

Elem	Ag3280	Al3082	As1890	B_1826	Ba4554	Be3130
IS Ref	(Y_3600)	(Y_3710)	(Y_2243)	(Y_2243)	(Y_3710)	(Y_3710)
Units	ppb	ppb	ppb	ppb	ppb	ppb
Avg	55.616	2014.2	2229.6	1071.6	1998.0	52.010
Stddev	.468	17.8	14.1	5.6	2.0	.420
%RSD	.84116	.88575	.63405	.52219	.10155	.80738
Check ?	Chk Pass	Chk Pass	Chk Pass	Chk Pass	Chk Pass	Chk Pass
Value						
Range						

Elem	Ca3179	Cd2288	Co2286	Cr2677	Cu3273	Fe2599
IS Ref	(Y_3710)	(Y_2243)	(In2306)	(Y_3600)	(Y_3600)	(Y_3710)
Units	ppb	ppb	ppb	ppb	ppb	ppb
Avg	49915.	53.44	516.04	201.17	261.83	994.99
Stddev	49.	.31	3.80	.40	1.55	5.53
%RSD	.09870	.5855	.73726	.19931	.59068	.55615
Check ?	None	Chk Pass	Chk Pass	Chk Pass	Chk Pass	Chk Pass
Value						
Range						

Elem	K_7664	Li6707	Mg2790	Mn2576	Mo2020	Na5895
IS Ref	(Y_3710)	(Y_3710)	(Y_3710)	(Y_3600)	(Y_2243)	(Y_3710)
Units	ppb	ppb	ppb	ppb	ppb	ppb
Avg	54689.	1097.2	47828.	499.75	1009.6	1124700.
Stddev	126.	2.8	53.	.83	8.1	6418.
%RSD	.23083	.25421	.11105	.16515	.80306	.57066
Check ?	None	Chk Pass	None	Chk Pass	Chk Pass	None
Value						
Range						

PDF created with pdfFactory Pro trial version www.pdffactory.com

Sample Name: lcs 240-239658/3-a Acquired: 7/26/2016 11:59:18 Type: QC
Method: ICP I9 Method 200.7-6010(v136) Mode: CONC Corr. Factor: 1.000000
User: analyst Custom ID1: Custom ID2: Custom ID3:
Comment:

Elem	Ni2316	Pb2203	Sb2175	Se1960	Sn1899	Ti3372
IS Ref	(In2306)	(Y_2243)	(Y_2243)	(Y_2243)	(In2306)	(Y_3600)
Units	ppb	ppb	ppb	ppb	ppb	ppb
Avg	530.98	465.83	539.8	2275.0	2117.8	1021.7
Stddev	3.81	2.94	3.5	11.8	14.1	.2
%RSD	.71718	.63155	.6443	.51827	.66745	.02258
Check ?	Chk Pass	Chk Pass	Chk Pass	Chk Pass	Chk Pass	Chk Pass
Value						
Range						

Elem	Tl1908	V_2908	Zn2062	Si2516	Sr3464
IS Ref	(In2306)	(Y_3710)	(In2306)	(Y_3710)	(Y_3710)
Units	ppb	ppb	ppb	ppb	ppb
Avg	1904.3	514.64	564.00	F 1308.6	1001.6
Stddev	13.7	3.71	3.17	21.5	2.5
%RSD	.72183	.72087	.56273	1.6397	.25265
Check ?	Chk Pass	Chk Pass	Chk Pass	Chk Fail	Chk Pass
Value				1000.0	
Range				20.500%	

Int. Std.	In2306	Y_2243	Y_3600	Y_3710
Units	Cts/S	Cts/S	Cts/S	Cts/S
Avg	4725.6	4048.6	55960.	7434.7
Stddev	6.3	5.4	221.	49.7
%RSD	.13230	.13259	.39487	.66795

PDF created with pdfFactory Pro trial version www.pdffactory.com

Sample Name: 240-67425-a-1-b Acquired: 7/26/2016 12:03:12 Type: Unk
Method: ICP I9 Method 200.7-6010(v136) Mode: CONC Corr. Factor: 1.000000
User: analyst Custom ID1: Custom ID2: Custom ID3:
Comment:

Elem	Ag3280	Al3082	As1890	B_1826	Ba4554	Be3130
IS Ref	(Y_3600)	(Y_3710)	(Y_2243)	(Y_2243)	(Y_3710)	(Y_3710)
Units	ppb	ppb	ppb	ppb	ppb	ppb
Avg	-.04916	12.846	6.8184	62.262	262.80	.03748
Stddev	.25202	16.592	1.4836	1.278	.05	.02349
%RSD	512.64	129.16	21.759	2.0517	.01943	62.686
Check ?	Chk Pass	Chk Pass	Chk Pass	Chk Pass	Chk Pass	Chk Pass
High Limit						
Low Limit						

Elem	Ca3179	Cd2288	Co2286	Cr2677	Cu3273	Fe2599
IS Ref	(Y_3710)	(Y_2243)	(In2306)	(Y_3600)	(Y_3600)	(Y_3710)
Units	ppb	ppb	ppb	ppb	ppb	ppb
Avg	714010.	-.0664	-.47141	40.881	2.2488	8.9489
Stddev	7395.	.1193	.15133	.931	.2470	.7877
%RSD	1.0356	179.6	32.103	2.2783	10.985	8.8025
Check ?	Chk Pass	Chk Pass	Chk Pass	Chk Pass	Chk Pass	Chk Pass
High Limit						
Low Limit						

Elem	K_7664	Li6707	Mg2790	Mn2576	Mo2020	Na5895
IS Ref	(Y_3710)	(Y_3710)	(Y_3710)	(Y_3600)	(Y_2243)	(Y_3710)
Units	ppb	ppb	ppb	ppb	ppb	ppb
Avg	47600.	65.517	594.23	7.4597	18.324	F 1113900.
Stddev	143.	.627	3.80	.0559	.244	9929.
%RSD	.29970	.95665	.63989	.74932	1.3314	.89135
Check ?	Chk Pass	Chk Pass	Chk Pass	Chk Pass	Chk Pass	Chk Fail
High Limit						500000.
Low Limit						-500000.

PDF created with pdfFactory Pro trial version www.pdffactory.com

Sample Name: 240-67425-a-1-b Acquired: 7/26/2016 12:03:12 Type: Unk
Method: ICP I9 Method 200.7-6010(v136) Mode: CONC Corr. Factor: 1.000000
User: analyst Custom ID1: Custom ID2: Custom ID3:
Comment:

Elem	Ni2316	Pb2203	Sb2175	Se1960	Sn1899	Ti3372
IS Ref	(In2306)	(Y_2243)	(Y_2243)	(Y_2243)	(In2306)	(Y_3600)
Units	ppb	ppb	ppb	ppb	ppb	ppb
Avg	4.7037	3.9546	-3.598	5.0340	2.3801	-1.7071
Stddev	.3009	2.4455	1.302	1.2625	.2585	.1323
%RSD	6.3970	61.839	36.20	25.079	10.859	7.7500
Check ?	Chk Pass	Chk Pass	Chk Pass	Chk Pass	Chk Pass	Chk Pass
High Limit						
Low Limit						

Elem	Tl1908	V_2908	Zn2062	Si2516	Sr3464
IS Ref	(In2306)	(Y_3710)	(In2306)	(Y_3710)	(Y_3710)
Units	ppb	ppb	ppb	ppb	ppb
Avg	.80849	92.334	5.1300	26902.	1161.5
Stddev	1.1385	3.371	.2503	1302.	9.5
%RSD	140.82	3.6512	4.8786	4.8388	.81533
Check ?	Chk Pass	Chk Pass	Chk Pass	Chk Pass	Chk Pass
High Limit					
Low Limit					

Int. Std.	In2306	Y_2243	Y_3600	Y_3710
Units	Cts/S	Cts/S	Cts/S	Cts/S
Avg	4562.8	3932.2	55146.	7337.9
Stddev	5.2	3.5	48.	42.4
%RSD	.11504	.08814	.08715	.57774
Check ?	Chk Pass	Chk Pass	Chk Pass	Chk Pass
Value	78.491%	89.672%	88.208%	102.43%
Range				

PDF created with pdfFactory Pro trial version www.pdffactory.com

Sample Name: SD 240-67425-a-1-b@5 Acquired: 7/26/2016 12:07:38 Type: Unk
Method: ICP I9 Method 200.7-6010(v136) Mode: CONC Corr. Factor: 1.000000
User: analyst Custom ID1: Custom ID2: Custom ID3:
Comment:

Elem	Ag3280	Al3082	As1890	B_1826	Ba4554	Be3130	Ca3179
IS Ref	(Y_3600)	(Y_3710)	(Y_2243)	(Y_2243)	(Y_3710)	(Y_3710)	(Y_3710)
Units	ppb	ppb	ppb	ppb	ppb	ppb	ppb
Avg	-.09058	-6.8925	-.91079	5.3990	52.459	-.18555	148480.
Stddev	.62010	18.364	.73961	.6466	.376	.07916	397.
%RSD	684.56	266.43	81.205	11.977	.71597	42.662	.26707
Check ?	Chk Pass	Chk Pass	Chk Pass	Chk Pass	Chk Pass	Chk Pass	Chk Pass
High Limit							
Low Limit							

Elem	Cd2288	Co2286	Cr2677	Cu3273	Fe2599	K_7664	Li6707
IS Ref	(Y_2243)	(In2306)	(Y_3600)	(Y_3600)	(Y_3710)	(Y_3710)	(Y_3710)
Units	ppb	ppb	ppb	ppb	ppb	ppb	ppb
Avg	.0559	-.26525	8.7708	-.40195	1.2332	8966.8	13.975
Stddev	.1136	.11398	.2514	.45686	.1366	53.9	1.165
%RSD	203.4	42.972	2.8663	113.66	11.075	.60096	8.3395
Check ?	Chk Pass	Chk Pass	Chk Pass	Chk Pass	Chk Pass	Chk Pass	Chk Pass
High Limit							
Low Limit							

Elem	Mg2790	Mn2576	Mo2020	Na5895	Ni2316	Pb2203	Sb2175
IS Ref	(Y_3710)	(Y_3600)	(Y_2243)	(Y_3710)	(In2306)	(Y_2243)	(Y_2243)
Units	ppb	ppb	ppb	ppb	ppb	ppb	ppb
Avg	107.53	1.2726	1.2849	282400.	1.3535	1.2365	.3057
Stddev	17.45	.0134	.0859	774.	.0993	1.1133	.8299
%RSD	16.229	1.0503	6.6825	.27424	7.3348	90.038	271.4
Check ?	Chk Pass	Chk Pass	Chk Pass	Chk Pass	Chk Pass	Chk Pass	Chk Pass
High Limit							
Low Limit							

PDF created with pdfFactory Pro trial version www.pdffactory.com

Sample Name: SD 240-67425-a-1-b@5 Acquired: 7/26/2016 12:07:38 Type: Unk
Method: ICP I9 Method 200.7-6010(v136) Mode: CONC Corr. Factor: 1.000000
User: analyst Custom ID1: Custom ID2: Custom ID3:
Comment:

Elem	Se1960	Sn1899	Ti3372	Tl1908	V_2908	Zn2062	Si2516
IS Ref	(Y_2243)	(In2306)	(Y_3600)	(In2306)	(Y_3710)	(In2306)	(Y_3710)
Units	ppb	ppb	ppb	ppb	ppb	ppb	ppb
Avg	.64330	.34948	-.86176	1.4695	18.691	-.19472	5452.8
Stddev	.70581	.21243	.27659	1.1372	.202	.07403	201.5
%RSD	109.72	60.784	32.096	77.382	1.0810	38.020	3.6949
Check ?	Chk Pass	Chk Pass	Chk Pass	Chk Pass	Chk Pass	Chk Pass	Chk Pass
High Limit							
Low Limit							

Elem	Sr3464
IS Ref	(Y_3710)
Units	ppb
Avg	243.29
Stddev	4.19
%RSD	1.7229
Check ?	Chk Pass
High Limit	
Low Limit	

Int. Std.	In2306	Y_2243	Y_3600	Y_3710
Units	Cts/S	Cts/S	Cts/S	Cts/S
Avg	5342.5	4360.7	62036.	7724.8
Stddev	8.3	14.3	105.	7.3
%RSD	.15496	.32760	.16889	.09480
Check ?	Chk Pass	Chk Pass	Chk Pass	Chk Pass
Value	91.904%	99.443%	99.229%	107.83%
Range				

PDF created with pdfFactory Pro trial version www.pdffactory.com

Sample Name: 240-67425-a-1-c ms@5 Acquired: 7/26/2016 12:11:57 Type: Unk
Method: ICP I9 Method 200.7-6010(v136) Mode: CONC Corr. Factor: 1.000000
User: analyst Custom ID1: Custom ID2: Custom ID3:
Comment:

Elem	Ag3280	Al3082	As1890	B_1826	Ba4554	Be3130	Ca3179
IS Ref	(Y_3600)	(Y_3710)	(Y_2243)	(Y_2243)	(Y_3710)	(Y_3710)	(Y_3710)
Units	ppb	ppb	ppb	ppb	ppb	ppb	ppb
Avg	W 210.84	400.00	1080.0	219.93	10039.	10.233	161160.
Stddev	.35	6.92	3.2	1.58	72.	.083	814.
%RSD	.16636	1.7298	.29514	.71762	.71383	.81103	.50519
Check ?	Chk Warn	Chk Pass	Chk Pass	Chk Pass	Chk Pass	Chk Pass	Chk Pass
High Limit	100.00						
Low Limit	-500000.						

Elem	Cd2288	Co2286	Cr2677	Cu3273	Fe2599	K_7664	Li6707
IS Ref	(Y_2243)	(In2306)	(Y_3600)	(Y_3600)	(Y_3710)	(Y_3710)	(Y_3710)
Units	ppb	ppb	ppb	ppb	ppb	ppb	ppb
Avg	210.2	101.35	977.42	50.585	201.56	19526.	221.95
Stddev	1.7	.65	3.69	.088	1.23	71.	1.38
%RSD	.8031	.64445	.37736	.17422	.60966	.36363	.62101
Check ?	Chk Pass	Chk Pass	Chk Pass	Chk Pass	Chk Pass	Chk Pass	Chk Pass
High Limit							
Low Limit							

Elem	Mg2790	Mn2576	Mo2020	Na5895	Ni2316	Pb2203	Sb2175
IS Ref	(Y_3710)	(Y_3600)	(Y_2243)	(Y_3710)	(In2306)	(Y_2243)	(Y_2243)
Units	ppb	ppb	ppb	ppb	ppb	ppb	ppb
Avg	9821.1	98.237	206.08	299400.	104.20	964.14	106.3
Stddev	89.3	.325	1.79	2647.	1.05	3.99	2.1
%RSD	.90954	.33064	.86775	.88415	1.0031	.41373	1.932
Check ?	Chk Pass	Chk Pass	Chk Pass	Chk Pass	Chk Pass	Chk Pass	Chk Pass
High Limit							
Low Limit							

PDF created with pdfFactory Pro trial version www.pdffactory.com

Sample Name: 240-67425-a-1-c ms@5 Acquired: 7/26/2016 12:11:57 Type: Unk
Method: ICP I9 Method 200.7-6010(v136) Mode: CONC Corr. Factor: 1.000000
User: analyst Custom ID1: Custom ID2: Custom ID3:
Comment:

Elem	Se1960	Sn1899	Ti3372	Tl1908	V_2908	Zn2062	Si2516
IS Ref	(Y_2243)	(In2306)	(Y_3600)	(In2306)	(Y_3710)	(In2306)	(Y_3710)
Units	ppb	ppb	ppb	ppb	ppb	ppb	ppb
Avg	219.26	417.95	203.48	388.68	121.81	107.37	6753.2
Stddev	3.64	2.50	.28	3.87	.92	.55	78.6
%RSD	1.6613	.59848	.13887	.99567	.75657	.51524	1.1636
Check ?	Chk Pass	Chk Pass	Chk Pass	Chk Pass	Chk Pass	Chk Pass	Chk Pass
High Limit							
Low Limit							

Elem	Sr3464
IS Ref	(Y_3710)
Units	ppb
Avg	445.57
Stddev	5.01
%RSD	1.1252
Check ?	Chk Pass
High Limit	
Low Limit	

Int. Std.	In2306	Y_2243	Y_3600	Y_3710
Units	Cts/S	Cts/S	Cts/S	Cts/S
Avg	5295.9	4334.1	61799.	7727.7
Stddev	7.1	6.6	128.	16.2
%RSD	.13425	.15226	.20710	.20973
Check ?	Chk Pass	Chk Pass	Chk Pass	Chk Pass
Value	91.103%	98.836%	98.850%	107.87%
Range				

PDF created with pdfFactory Pro trial version www.pdffactory.com

Sample Name: 240-67425-a-1-dmsd@5 Acquired: 7/26/2016 12:16:05 Type: Unk
Method: ICP I9 Method 200.7-6010(v136) Mode: CONC Corr. Factor: 1.000000
User: analyst Custom ID1: Custom ID2: Custom ID3:
Comment:

Elem	Ag3280	Al3082	As1890	B_1826	Ba4554	Be3130	Ca3179
IS Ref	(Y_3600)	(Y_3710)	(Y_2243)	(Y_2243)	(Y_3710)	(Y_3710)	(Y_3710)
Units	ppb	ppb	ppb	ppb	ppb	ppb	ppb
Avg	W 210.86	401.65	1078.0	217.36	10040.	10.289	165120.
Stddev	.56	24.84	18.0	4.09	81.	.090	765.
%RSD	.26745	6.1837	1.6714	1.8803	.80263	.87638	.46346
Check ?	Chk Warn	Chk Pass	Chk Pass	Chk Pass	Chk Pass	Chk Pass	Chk Pass
High Limit	100.00						
Low Limit	-500000.						

Elem	Cd2288	Co2286	Cr2677	Cu3273	Fe2599	K_7664	Li6707
IS Ref	(Y_2243)	(In2306)	(Y_3600)	(Y_3600)	(Y_3710)	(Y_3710)	(Y_3710)
Units	ppb	ppb	ppb	ppb	ppb	ppb	ppb
Avg	208.8	99.841	977.47	51.083	200.25	19781.	223.60
Stddev	3.4	1.930	1.69	.570	2.30	68.	1.09
%RSD	1.619	1.9330	.17246	1.1162	1.1496	.34355	.48672
Check ?	Chk Pass	Chk Pass	Chk Pass	Chk Pass	Chk Pass	Chk Pass	Chk Pass
High Limit							
Low Limit							

Elem	Mg2790	Mn2576	Mo2020	Na5895	Ni2316	Pb2203	Sb2175
IS Ref	(Y_3710)	(Y_3600)	(Y_2243)	(Y_3710)	(In2306)	(Y_2243)	(Y_2243)
Units	ppb	ppb	ppb	ppb	ppb	ppb	ppb
Avg	9817.8	97.270	204.36	307800.	102.12	954.56	104.4
Stddev	15.0	.158	4.42	1348.	1.91	15.45	3.3
%RSD	.15289	.16253	2.1634	.43783	1.8692	1.6181	3.200
Check ?	Chk Pass	Chk Pass	Chk Pass	Chk Pass	Chk Pass	Chk Pass	Chk Pass
High Limit							
Low Limit							

PDF created with pdfFactory Pro trial version www.pdffactory.com

Sample Name: 240-67425-a-1-dmsd@5 Acquired: 7/26/2016 12:16:05 Type: Unk
Method: ICP I9 Method 200.7-6010(v136) Mode: CONC Corr. Factor: 1.000000
User: analyst Custom ID1: Custom ID2: Custom ID3:
Comment:

Elem	Se1960	Sn1899	Ti3372	Tl1908	V_2908	Zn2062	Si2516
IS Ref	(Y_2243)	(In2306)	(Y_3600)	(In2306)	(Y_3710)	(In2306)	(Y_3710)
Units	ppb	ppb	ppb	ppb	ppb	ppb	ppb
Avg	216.99	413.23	202.25	381.48	123.00	105.09	7568.0
Stddev	3.64	10.35	.26	8.60	.52	2.20	10.6
%RSD	1.6797	2.5038	.12835	2.2543	.42610	2.0915	.14035
Check ?	Chk Pass	Chk Pass	Chk Pass	Chk Pass	Chk Pass	Chk Pass	Chk Pass
High Limit							
Low Limit							

Elem	Sr3464
IS Ref	(Y_3710)
Units	ppb
Avg	454.73
Stddev	1.35
%RSD	.29786
Check ?	Chk Pass
High Limit	
Low Limit	

Int. Std.	In2306	Y_2243	Y_3600	Y_3710
Units	Cts/S	Cts/S	Cts/S	Cts/S
Avg	5264.5	4299.8	61939.	7674.5
Stddev	11.8	12.1	267.	16.5
%RSD	.22507	.28090	.43103	.21471
Check ?	Chk Pass	Chk Pass	Chk Pass	Chk Pass
Value	90.562%	98.054%	99.073%	107.13%
Range				

PDF created with pdfFactory Pro trial version www.pdffactory.com

Sample Name: PDS 240-67425-a-1-b Acquired: 7/26/2016 12:20:13 Type: Unk
Method: ICP I9 Method 200.7-6010(v136) Mode: CONC Corr. Factor: 1.000000
User: analyst Custom ID1: Custom ID2: Custom ID3:
Comment:

Elem	Ag3280	Al3082	As1890	B_1826	Ba4554	Be3130
IS Ref	(Y_3600)	(Y_3710)	(Y_2243)	(Y_2243)	(Y_3710)	(Y_3710)
Units	ppb	ppb	ppb	ppb	ppb	ppb
Avg	57.543	2035.6	2233.7	1147.2	2276.4	51.192
Stddev	.098	18.7	16.9	4.0	1.5	.100
%RSD	.17085	.91923	.75445	.34804	.06533	.19580
Check ?	Chk Pass	Chk Pass	Chk Pass	Chk Pass	Chk Pass	Chk Pass
High Limit						
Low Limit						

Elem	Ca3179	Cd2288	Co2286	Cr2677	Cu3273	Fe2599
IS Ref	(Y_3710)	(Y_2243)	(In2306)	(Y_3600)	(Y_3600)	(Y_3710)
Units	ppb	ppb	ppb	ppb	ppb	ppb
Avg	W 751080.	54.42	514.12	231.16	265.80	975.32
Stddev	2056.	.33	3.11	.37	1.40	4.70
%RSD	.27369	.6023	.60406	.16155	.52692	.48184
Check ?	Chk Warn	Chk Pass	Chk Pass	Chk Pass	Chk Pass	Chk Pass
High Limit	720000.					
Low Limit	-500000.					

Elem	K_7664	Li6707	Mg2790	Mn2576	Mo2020	Na5895
IS Ref	(Y_3710)	(Y_3710)	(Y_3710)	(Y_3600)	(Y_2243)	(Y_3710)
Units	ppb	ppb	ppb	ppb	ppb	ppb
Avg	101720.	1196.2	46411.	477.61	1018.2	F 1124500.
Stddev	108.	1.0	115.	.43	10.3	20718.
%RSD	.10654	.08695	.24671	.09092	1.0085	1.8424
Check ?	Chk Pass	Chk Pass	Chk Pass	Chk Pass	Chk Pass	Chk Fail
High Limit						500000.
Low Limit						-500000.

PDF created with pdfFactory Pro trial version www.pdffactory.com

Sample Name: PDS 240-67425-a-1-b Acquired: 7/26/2016 12:20:13 Type: Unk
Method: ICP I9 Method 200.7-6010(v136) Mode: CONC Corr. Factor: 1.000000
User: analyst Custom ID1: Custom ID2: Custom ID3:
Comment:

Elem	Ni2316	Pb2203	Sb2175	Se1960	Sn1899	Ti3372
IS Ref	(In2306)	(Y_2243)	(Y_2243)	(Y_2243)	(In2306)	(Y_3600)
Units	ppb	ppb	ppb	ppb	ppb	ppb
Avg	522.90	458.62	547.5	2292.0	2109.7	1003.1
Stddev	4.10	3.93	7.3	15.7	16.6	1.7
%RSD	.78377	.85662	1.326	.68592	.78511	.17129
Check ?	Chk Pass	Chk Pass	Chk Pass	Chk Pass	Chk Pass	Chk Pass
High Limit						
Low Limit						

Elem	Tl1908	V_2908	Zn2062	Si2516	Sr3464
IS Ref	(In2306)	(Y_3710)	(In2306)	(Y_3710)	(Y_3710)
Units	ppb	ppb	ppb	ppb	ppb
Avg	1899.2	599.81	538.96	27849.	2123.4
Stddev	6.0	.74	4.64	1354.	7.5
%RSD	.31620	.12296	.86002	4.8632	.35086
Check ?	Chk Pass	Chk Pass	Chk Pass	Chk Pass	Chk Pass
High Limit					
Low Limit					

Int. Std.	In2306	Y_2243	Y_3600	Y_3710
Units	Cts/S	Cts/S	Cts/S	Cts/S
Avg	4491.8	3899.1	55680.	7447.7
Stddev	3.3	3.9	204.	21.3
%RSD	.07316	.09932	.36696	.28570
Check ?	Chk Pass	Chk Pass	Chk Pass	Chk Pass
Value	77.270%	88.918%	89.063%	103.96%
Range				

PDF created with pdfFactory Pro trial version www.pdffactory.com

Sample Name: 240-67321-b-1-d Acquired: 7/26/2016 12:24:14 Type: Unk
Method: ICP I9 Method 200.7-6010(v136) Mode: CONC Corr. Factor: 1.000000
User: analyst Custom ID1: Custom ID2: Custom ID3:
Comment:

Elem	Ag3280	Al3082	As1890	B_1826	Ba4554	Be3130
IS Ref	(Y_3600)	(Y_3710)	(Y_2243)	(Y_2243)	(Y_3710)	(Y_3710)
Units	ppb	ppb	ppb	ppb	ppb	ppb
Avg	.41492	23.148	7.4890	133.59	282.59	.09463
Stddev	.45432	11.345	2.0982	3.02	.48	.09445
%RSD	109.50	49.013	28.017	2.2575	.17041	99.805
Check ?	Chk Pass	Chk Pass	Chk Pass	Chk Pass	Chk Pass	Chk Pass
High Limit						
Low Limit						

Elem	Ca3179	Cd2288	Co2286	Cr2677	Cu3273	Fe2599
IS Ref	(Y_3710)	(Y_2243)	(In2306)	(Y_3600)	(Y_3600)	(Y_3710)
Units	ppb	ppb	ppb	ppb	ppb	ppb
Avg	119910.	76.79	8.6754	2.3135	15.469	48.226
Stddev	593.	1.53	.0716	.1919	.682	1.539
%RSD	.49462	1.991	.82536	8.2948	4.4105	3.1918
Check ?	Chk Pass	Chk Pass	Chk Pass	Chk Pass	Chk Pass	Chk Pass
High Limit						
Low Limit						

Elem	K_7664	Li6707	Mg2790	Mn2576	Mo2020	Na5895
IS Ref	(Y_3710)	(Y_3710)	(Y_3710)	(Y_3600)	(Y_2243)	(Y_3710)
Units	ppb	ppb	ppb	ppb	ppb	ppb
Avg	2390.8	14.169	7512.1	570.10	.24301	F 1047400.
Stddev	45.9	1.370	54.0	.44	.22941	9981.
%RSD	1.9206	9.6705	.71820	.07637	94.402	.95294
Check ?	Chk Pass	Chk Pass	Chk Pass	Chk Pass	Chk Pass	Chk Fail
High Limit						500000.
Low Limit						-500000.

PDF created with pdfFactory Pro trial version www.pdffactory.com

Sample Name: 240-67321-b-1-d Acquired: 7/26/2016 12:24:14 Type: Unk
Method: ICP I9 Method 200.7-6010(v136) Mode: CONC Corr. Factor: 1.000000
User: analyst Custom ID1: Custom ID2: Custom ID3:
Comment:

Elem	Ni2316	Pb2203	Sb2175	Se1960	Sn1899	Ti3372
IS Ref	(In2306)	(Y_2243)	(Y_2243)	(Y_2243)	(In2306)	(Y_3600)
Units	ppb	ppb	ppb	ppb	ppb	ppb
Avg	38.251	19.968	2.069	5.8528	2.0586	-.16575
Stddev	.529	.537	.429	2.2522	.6282	.36128
%RSD	1.3840	2.6882	20.72	38.481	30.515	217.97
Check ?	Chk Pass	Chk Pass	Chk Pass	Chk Pass	Chk Pass	Chk Pass
High Limit						
Low Limit						

Elem	Tl1908	V_2908	Zn2062	Si2516	Sr3464
IS Ref	(In2306)	(Y_3710)	(In2306)	(Y_3710)	(Y_3710)
Units	ppb	ppb	ppb	ppb	ppb
Avg	1.0950	-2.5515	F 25501.	1530.0	306.42
Stddev	.8968	2.1706	552.	19.5	2.63
%RSD	81.904	85.071	2.1647	1.2725	.85803
Check ?	Chk Pass	Chk Pass	Chk Fail	Chk Pass	Chk Pass
High Limit			10000.		
Low Limit			-500000.		

Int. Std.	In2306	Y_2243	Y_3600	Y_3710
Units	Cts/S	Cts/S	Cts/S	Cts/S
Avg	4829.1	4120.2	57645.	7610.5
Stddev	15.3	10.8	184.	18.6
%RSD	.31712	.26142	.31884	.24388
Check ?	Chk Pass	Chk Pass	Chk Pass	Chk Pass
Value	83.073%	93.959%	92.205%	106.23%
Range				

PDF created with pdfFactory Pro trial version www.pdffactory.com

Sample Name: CRI-2593004 Acquired: 7/26/2016 12:28:27 Type: QC
Method: ICP I9 Method 200.7-6010(v136) Mode: CONC Corr. Factor: 1.000000
User: analyst Custom ID1: Custom ID2: Custom ID3:
Comment:

Elem	Ag3280	Al3082	As1890	B_1826	Ba4554	Be3130	Ca3179	Cd2288
IS Ref	(Y_3600)	(Y_3710)	(Y_2243)	(Y_2243)	(Y_3710)	(Y_3710)	(Y_3710)	(Y_2243)
Units	ppb	ppb	ppb	ppb	ppb	ppb	ppb	ppb
Avg	10.756	212.12	15.005	196.02	199.34	5.0626	5194.7	5.047
Stddev	.211	7.49	1.619	2.12	.45	.0081	4.4	.147
%RSD	1.9600	3.5291	10.788	1.0832	.22648	.15921	.08396	2.907
Check ?	Chk Pass	Chk Pass	Chk Pass	Chk Pass	Chk Pass	Chk Pass	Chk Pass	Chk Pass
Value								
Range								

Elem	Co2286	Cr2677	Cu3273	Fe2599	K_7664	Li6707	Mg2790	Mn2576
IS Ref	(In2306)	(Y_3600)	(Y_3600)	(Y_3710)	(Y_3710)	(Y_3710)	(Y_3710)	(Y_3600)
Units	ppb	ppb	ppb	ppb	ppb	ppb	ppb	ppb
Avg	9.0465	10.092	20.411	200.87	5045.4	50.618	4978.7	14.757
Stddev	.3383	.261	.196	1.82	25.0	.865	31.7	.124
%RSD	3.7399	2.5888	.96028	.90667	.49550	1.7093	.63609	.83933
Check ?	Chk Pass	Chk Pass	Chk Pass	Chk Pass	Chk Pass	Chk Pass	Chk Pass	Chk Pass
Value								
Range								

Elem	Mo2020	Na5895	Ni2316	Pb2203	Sb2175	Se1960	Sn1899	Ti3372
IS Ref	(Y_2243)	(Y_3710)	(In2306)	(Y_2243)	(Y_2243)	(Y_2243)	(In2306)	(Y_3600)
Units	ppb	ppb	ppb	ppb	ppb	ppb	ppb	ppb
Avg	37.577	5623.2	39.336	10.465	19.99	21.844	96.698	49.529
Stddev	.779	4.5	1.033	.651	1.35	.799	2.197	.224
%RSD	2.0724	.07922	2.6267	6.2208	6.774	3.6556	2.2720	.45265
Check ?	Chk Pass	Chk Pass	Chk Pass	Chk Pass	Chk Pass	Chk Pass	Chk Pass	Chk Pass
Value								
Range								

PDF created with pdfFactory Pro trial version www.pdffactory.com

Sample Name: CRI-2593004 Acquired: 7/26/2016 12:28:27 Type: QC
Method: ICP I9 Method 200.7-6010(v136) Mode: CONC Corr. Factor: 1.000000
User: analyst Custom ID1: Custom ID2: Custom ID3:
Comment:

Elem	Tl1908	V_2908	Zn2062	Si2516	Sr3464
IS Ref	(In2306)	(Y_3710)	(In2306)	(Y_3710)	(Y_3710)
Units	ppb	ppb	ppb	ppb	ppb
Avg	19.056	12.030	47.917	514.36	51.194
Stddev	.902	.469	.932	11.50	3.948
%RSD	4.7357	3.8949	1.9456	2.2350	7.7120
Check ?	Chk Pass	Chk Pass	Chk Pass	Chk Pass	Chk Pass
Value					
Range					

Int. Std.	In2306	Y_2243	Y_3600	Y_3710
Units	Cts/S	Cts/S	Cts/S	Cts/S
Avg	6140.7	4671.4	67455.	7678.8
Stddev	6.6	5.0	33.	44.0
%RSD	.10724	.10645	.04944	.57365

PDF created with pdfFactory Pro trial version www.pdffactory.com

Sample Name: 190-11165-g-1-f Acquired: 7/26/2016 12:32:37 Type: Unk
Method: ICP I9 Method 200.7-6010(v136) Mode: CONC Corr. Factor: 1.000000
User: analyst Custom ID1: Custom ID2: Custom ID3:
Comment:

Elem	Ag3280	Al3082	As1890	B_1826	Ba4554	Be3130
IS Ref	(Y_3600)	(Y_3710)	(Y_2243)	(Y_2243)	(Y_3710)	(Y_3710)
Units	ppb	ppb	ppb	ppb	ppb	ppb
Avg	-.00918	-.28723	4.2222	50.096	148.09	-.06710
Stddev	.36172	11.256	2.6467	1.555	.34	.06089
%RSD	3939.9	3918.9	62.686	3.1046	.23118	90.742
Check ?	Chk Pass	Chk Pass	Chk Pass	Chk Pass	Chk Pass	Chk Pass
High Limit						
Low Limit						

Elem	Ca3179	Cd2288	Co2286	Cr2677	Cu3273	Fe2599
IS Ref	(Y_3710)	(Y_2243)	(In2306)	(Y_3600)	(Y_3600)	(Y_3710)
Units	ppb	ppb	ppb	ppb	ppb	ppb
Avg	W 737150.	1.610	7.5488	1.4139	4.6567	1.9103
Stddev	6515.	.049	.4936	.2163	.4696	1.2252
%RSD	.88380	3.050	6.5391	15.297	10.084	64.136
Check ?	Chk Warn	Chk Pass	Chk Pass	Chk Pass	Chk Pass	Chk Pass
High Limit	720000.					
Low Limit	-500000.					

Elem	K_7664	Li6707	Mg2790	Mn2576	Mo2020	Na5895
IS Ref	(Y_3710)	(Y_3710)	(Y_3710)	(Y_3600)	(Y_2243)	(Y_3710)
Units	ppb	ppb	ppb	ppb	ppb	ppb
Avg	4796.8	21.467	11127.	1699.1	.01982	F 1105000.
Stddev	46.4	1.025	17.	4.5	.12416	6686.
%RSD	.96658	4.7722	.15073	.26284	626.44	.60504
Check ?	Chk Pass	Chk Pass	Chk Pass	Chk Pass	Chk Pass	Chk Fail
High Limit						500000.
Low Limit						-500000.

PDF created with pdfFactory Pro trial version www.pdffactory.com

Sample Name: 190-11165-g-1-f Acquired: 7/26/2016 12:32:37 Type: Unk
Method: ICP I9 Method 200.7-6010(v136) Mode: CONC Corr. Factor: 1.000000
User: analyst Custom ID1: Custom ID2: Custom ID3:
Comment:

Elem	Ni2316	Pb2203	Sb2175	Se1960	Sn1899	Ti3372
IS Ref	(In2306)	(Y_2243)	(Y_2243)	(Y_2243)	(In2306)	(Y_3600)
Units	ppb	ppb	ppb	ppb	ppb	ppb
Avg	20.326	3.4307	-4.910	2.0766	2.0487	-1.8892
Stddev	.941	.7509	1.423	.7415	.5502	.2316
%RSD	4.6290	21.888	28.98	35.707	26.858	12.260
Check ?	Chk Pass	Chk Pass	Chk Pass	Chk Pass	Chk Pass	Chk Pass
High Limit						
Low Limit						

Elem	Tl1908	V_2908	Zn2062	Si2516	Sr3464
IS Ref	(In2306)	(Y_3710)	(In2306)	(Y_3710)	(Y_3710)
Units	ppb	ppb	ppb	ppb	ppb
Avg	5.9265	-1.4430	884.17	9324.0	716.56
Stddev	.7520	.3831	29.09	60.2	.72
%RSD	12.689	26.550	3.2903	.64589	.10074
Check ?	Chk Pass	Chk Pass	Chk Pass	Chk Pass	Chk Pass
High Limit					
Low Limit					

Int. Std.	In2306	Y_2243	Y_3600	Y_3710
Units	Cts/S	Cts/S	Cts/S	Cts/S
Avg	4547.8	3902.9	55486.	7256.3
Stddev	4.5	4.2	83.	23.8
%RSD	.09903	.10728	.14936	.32823
Check ?	Chk Pass	Chk Pass	Chk Pass	Chk Pass
Value	78.234%	89.005%	88.752%	101.29%
Range				

PDF created with pdfFactory Pro trial version www.pdffactory.com

Sample Name: 190-11165-g-2-d Acquired: 7/26/2016 12:37:01 Type: Unk
Method: ICP I9 Method 200.7-6010(v136) Mode: CONC Corr. Factor: 1.000000
User: analyst Custom ID1: Custom ID2: Custom ID3:
Comment:

Elem	Ag3280	Al3082	As1890	B_1826	Ba4554	Be3130
IS Ref	(Y_3600)	(Y_3710)	(Y_2243)	(Y_2243)	(Y_3710)	(Y_3710)
Units	ppb	ppb	ppb	ppb	ppb	ppb
Avg	-.30937	5.5508	4.7068	33.627	142.19	-.03327
Stddev	.40084	11.890	1.9746	1.086	.55	.05720
%RSD	129.56	214.21	41.953	3.2285	.38429	171.94
Check ?	Chk Pass	Chk Pass	Chk Pass	Chk Pass	Chk Pass	Chk Pass
High Limit						
Low Limit						

Elem	Ca3179	Cd2288	Co2286	Cr2677	Cu3273	Fe2599
IS Ref	(Y_3710)	(Y_2243)	(In2306)	(Y_3600)	(Y_3600)	(Y_3710)
Units	ppb	ppb	ppb	ppb	ppb	ppb
Avg	W 732980.	1.582	7.2636	1.3985	3.3771	1.7205
Stddev	3687.	.179	.4386	.2178	.3341	2.4873
%RSD	.50297	11.34	6.0382	15.576	9.8917	144.57
Check ?	Chk Warn	Chk Pass	Chk Pass	Chk Pass	Chk Pass	Chk Pass
High Limit	720000.					
Low Limit	-500000.					

Elem	K_7664	Li6707	Mg2790	Mn2576	Mo2020	Na5895
IS Ref	(Y_3710)	(Y_3710)	(Y_3710)	(Y_3600)	(Y_2243)	(Y_3710)
Units	ppb	ppb	ppb	ppb	ppb	ppb
Avg	3566.4	21.284	11846.	1571.8	-.88501	F 1073700.
Stddev	56.6	1.138	10.	1.9	.18906	15120.
%RSD	1.5880	5.3485	.08563	.12269	21.362	1.4082
Check ?	Chk Pass	Chk Pass	Chk Pass	Chk Pass	Chk Pass	Chk Fail
High Limit						500000.
Low Limit						-500000.

PDF created with pdfFactory Pro trial version www.pdffactory.com

Sample Name: 190-11165-g-2-d Acquired: 7/26/2016 12:37:01 Type: Unk
Method: ICP I9 Method 200.7-6010(v136) Mode: CONC Corr. Factor: 1.000000
User: analyst Custom ID1: Custom ID2: Custom ID3:
Comment:

Elem	Ni2316	Pb2203	Sb2175	Se1960	Sn1899	Ti3372
IS Ref	(In2306)	(Y_2243)	(Y_2243)	(Y_2243)	(In2306)	(Y_3600)
Units	ppb	ppb	ppb	ppb	ppb	ppb
Avg	19.510	4.9443	-3.425	5.8123	2.4200	-1.8806
Stddev	.914	1.1706	1.403	1.3085	1.0448	.1456
%RSD	4.6854	23.677	40.96	22.512	43.175	7.7438
Check ?	Chk Pass	Chk Pass	Chk Pass	Chk Pass	Chk Pass	Chk Pass
High Limit						
Low Limit						

Elem	Tl1908	V_2908	Zn2062	Si2516	Sr3464
IS Ref	(In2306)	(Y_3710)	(In2306)	(Y_3710)	(Y_3710)
Units	ppb	ppb	ppb	ppb	ppb
Avg	5.7799	-.04094	456.62	6905.6	708.65
Stddev	1.7145	3.4745	11.64	32.9	.17
%RSD	29.663	8487.4	2.5495	.47676	.02358
Check ?	Chk Pass	Chk Pass	Chk Pass	Chk Pass	Chk Pass
High Limit					
Low Limit					

Int. Std.	In2306	Y_2243	Y_3600	Y_3710
Units	Cts/S	Cts/S	Cts/S	Cts/S
Avg	4564.5	3929.6	55299.	7320.6
Stddev	18.2	11.3	118.	5.1
%RSD	.39791	.28670	.21366	.06967
Check ?	Chk Pass	Chk Pass	Chk Pass	Chk Pass
Value	78.521%	89.614%	88.453%	102.19%
Range				

PDF created with pdfFactory Pro trial version www.pdffactory.com

Sample Name: CCV-2609127 Acquired: 7/26/2016 12:41:26 Type: QC
Method: ICP I9 Method 200.7-6010(v136) Mode: CONC Corr. Factor: 1.000000
User: analyst Custom ID1: Custom ID2: Custom ID3:
Comment:

Elem	Ag3280	Al3082	As1890	B_1826	Ba4554	Be3130	Ca3179	Cd2288
IS Ref	(Y_3600)	(Y_3710)	(Y_2243)	(Y_2243)	(Y_3710)	(Y_3710)	(Y_3710)	(Y_2243)
Units	ppb	ppb	ppb	ppb	ppb	ppb	ppb	ppb
Avg	1011.3	24799.	502.68	5194.7	1985.3	2052.4	51517.	504.5
Stddev	1.9	91.	4.38	18.6	3.1	5.6	216.	3.3
%RSD	.18856	.36838	.87183	.35722	.15367	.27499	.41848	.6552
Check ?	Chk Pass	Chk Pass	Chk Pass	Chk Pass	Chk Pass	Chk Pass	Chk Pass	Chk Pass
Value								
Range								

Elem	Co2286	Cr2677	Cu3273	Fe2599	K_7664	Li6707	Mg2790	Mn2576
IS Ref	(In2306)	(Y_3600)	(Y_3600)	(Y_3710)	(Y_3710)	(Y_3710)	(Y_3710)	(Y_3600)
Units	ppb	ppb	ppb	ppb	ppb	ppb	ppb	ppb
Avg	1979.3	1908.0	1977.6	24336.	50049.	5042.0	47945.	1877.2
Stddev	12.8	3.3	2.4	49.	184.	14.1	103.	6.0
%RSD	.64503	.17336	.11996	.20059	.36841	.28021	.21391	.32009
Check ?	Chk Pass	Chk Pass	Chk Pass	Chk Pass	Chk Pass	Chk Pass	Chk Pass	Chk Pass
Value								
Range								

Elem	Mo2020	Na5895	Ni2316	Pb2203	Sb2175	Se1960	Sn1899	Ti3372
IS Ref	(Y_2243)	(Y_3710)	(In2306)	(Y_2243)	(Y_2243)	(Y_2243)	(In2306)	(Y_3600)
Units	ppb	ppb	ppb	ppb	ppb	ppb	ppb	ppb
Avg	1978.6	49674.	1999.8	478.74	518.5	516.04	5069.9	4884.9
Stddev	16.8	118.	12.2	1.89	3.7	4.10	35.6	9.2
%RSD	.84802	.23707	.61033	.39527	.7064	.79515	.70213	.18874
Check ?	Chk Pass	Chk Pass	Chk Pass	Chk Pass	Chk Pass	Chk Pass	Chk Pass	Chk Pass
Value								
Range								

PDF created with pdfFactory Pro trial version www.pdffactory.com

Sample Name: CCV-2609127 Acquired: 7/26/2016 12:41:26 Type: QC
Method: ICP I9 Method 200.7-6010(v136) Mode: CONC Corr. Factor: 1.000000
User: analyst Custom ID1: Custom ID2: Custom ID3:
Comment:

Elem	Tl1908	V_2908	Zn2062	Si2516	Sr3464
IS Ref	(In2306)	(Y_3710)	(In2306)	(Y_3710)	(Y_3710)
Units	ppb	ppb	ppb	ppb	ppb
Avg	989.76	2018.9	2012.7	5045.9	5055.4
Stddev	6.66	11.4	12.6	50.4	19.5
%RSD	.67251	.56588	.62551	.99903	.38506
Check ?	Chk Pass	Chk Pass	Chk Pass	Chk Pass	Chk Pass
Value					
Range					

Int. Std.	In2306	Y_2243	Y_3600	Y_3710
Units	Cts/S	Cts/S	Cts/S	Cts/S
Avg	5495.4	4471.7	64177.	7577.9
Stddev	4.4	1.4	135.	37.7
%RSD	.07916	.03208	.21077	.49706

PDF created with pdfFactory Pro trial version www.pdffactory.com

Sample Name: CCB Acquired: 7/26/2016 12:45:20 Type: QC
Method: ICP I9 Method 200.7-6010(v136) Mode: CONC Corr. Factor: 1.000000
User: analyst Custom ID1: Custom ID2: Custom ID3:
Comment:

Elem	Ag3280	Al3082	As1890	B_1826	Ba4554	Be3130	Ca3179	Cd2288
IS Ref	(Y_3600)	(Y_3710)	(Y_2243)	(Y_2243)	(Y_3710)	(Y_3710)	(Y_3710)	(Y_2243)
Units	ppb	ppb	ppb	ppb	ppb	ppb	ppb	ppb
Avg	.07888	7.4213	1.5197	-4.0396	-.12751	.08614	34.855	.0962
Stddev	.15585	9.4328	1.5556	.3575	.14298	.01622	3.239	.1660
%RSD	197.59	127.11	102.36	8.8493	112.14	18.830	9.2939	172.6
Check ?	Chk Pass	Chk Pass	Chk Pass	Chk Pass	Chk Pass	Chk Pass	Chk Pass	Chk Pass
High Limit								
Low Limit								

Elem	Co2286	Cr2677	Cu3273	Fe2599	K_7664	Li6707	Mg2790	Mn2576
IS Ref	(In2306)	(Y_3600)	(Y_3600)	(Y_3710)	(Y_3710)	(Y_3710)	(Y_3710)	(Y_3600)
Units	ppb	ppb	ppb	ppb	ppb	ppb	ppb	ppb
Avg	-.23485	.32059	-.72029	5.3879	74.295	.39970	-4.7823	.10729
Stddev	.18840	.19809	.40931	1.1154	33.458	1.4733	20.283	.02819
%RSD	80.221	61.791	56.826	20.703	45.033	368.60	424.14	26.273
Check ?	Chk Pass	Chk Pass	Chk Pass	Chk Pass	Chk Pass	Chk Pass	Chk Pass	Chk Pass
High Limit								
Low Limit								

Elem	Mo2020	Na5895	Ni2316	Pb2203	Sb2175	Se1960	Sn1899	Ti3372
IS Ref	(Y_2243)	(Y_3710)	(In2306)	(Y_2243)	(Y_2243)	(Y_2243)	(In2306)	(Y_3600)
Units	ppb	ppb	ppb	ppb	ppb	ppb	ppb	ppb
Avg	.73318	391.54	-.04509	.43971	-.2690	-.71349	.19361	.87404
Stddev	.09379	3.91	.24903	.55003	.9955	2.2664	.30111	.04832
%RSD	12.793	.99739	552.25	125.09	370.0	317.65	155.52	5.5288
Check ?	Chk Pass	Chk Pass	Chk Pass	Chk Pass	Chk Pass	Chk Pass	Chk Pass	Chk Pass
High Limit								
Low Limit								

PDF created with pdfFactory Pro trial version www.pdffactory.com

Sample Name: CCB Acquired: 7/26/2016 12:45:20 Type: QC
Method: ICP I9 Method 200.7-6010(v136) Mode: CONC Corr. Factor: 1.000000
User: analyst Custom ID1: Custom ID2: Custom ID3:
Comment:

Elem	Tl1908	V_2908	Zn2062	Si2516	Sr3464
IS Ref	(In2306)	(Y_3710)	(In2306)	(Y_3710)	(Y_3710)
Units	ppb	ppb	ppb	ppb	ppb
Avg	-.39340	1.1918	.85730	2.7022	4.6578
Stddev	1.0428	3.6650	.00934	7.8911	1.6742
%RSD	265.08	307.51	1.0896	292.02	35.943
Check ?	Chk Pass	Chk Pass	Chk Pass	Chk Pass	Chk Pass
High Limit					
Low Limit					

Int. Std.	In2306	Y_2243	Y_3600	Y_3710
Units	Cts/S	Cts/S	Cts/S	Cts/S
Avg	6275.0	4722.1	68131.	7690.3
Stddev	14.8	9.7	214.	26.6
%RSD	.23624	.20463	.31392	.34626

PDF created with pdfFactory Pro trial version www.pdffactory.com

Sample Name: 190-11165-g-3-d Acquired: 7/26/2016 12:49:33 Type: Unk
Method: ICP I9 Method 200.7-6010(v136) Mode: CONC Corr. Factor: 1.000000
User: analyst Custom ID1: Custom ID2: Custom ID3:
Comment:

Elem	Ag3280	Al3082	As1890	B_1826	Ba4554	Be3130
IS Ref	(Y_3600)	(Y_3710)	(Y_2243)	(Y_2243)	(Y_3710)	(Y_3710)
Units	ppb	ppb	ppb	ppb	ppb	ppb
Avg	-.00343	6.1789	4.5364	32.740	176.04	-.00356
Stddev	.52210	21.535	1.5680	1.240	.38	.01655
%RSD	15199.	348.53	34.566	3.7881	.21328	465.07
Check ?	Chk Pass	Chk Pass	Chk Pass	Chk Pass	Chk Pass	Chk Pass
High Limit						
Low Limit						

Elem	Ca3179	Cd2288	Co2286	Cr2677	Cu3273	Fe2599
IS Ref	(Y_3710)	(Y_2243)	(In2306)	(Y_3600)	(Y_3600)	(Y_3710)
Units	ppb	ppb	ppb	ppb	ppb	ppb
Avg	W 741490.	1.531	10.124	1.5258	3.3453	3.4016
Stddev	2623.	.169	.292	.1188	.7644	.5680
%RSD	.35380	11.02	2.8866	7.7848	22.849	16.697
Check ?	Chk Warn	Chk Pass	Chk Pass	Chk Pass	Chk Pass	Chk Pass
High Limit	720000.					
Low Limit	-500000.					

Elem	K_7664	Li6707	Mg2790	Mn2576	Mo2020	Na5895
IS Ref	(Y_3710)	(Y_3710)	(Y_3710)	(Y_3600)	(Y_2243)	(Y_3710)
Units	ppb	ppb	ppb	ppb	ppb	ppb
Avg	3737.4	19.719	11142.	1808.4	-1.4714	F 1116100.
Stddev	15.5	2.148	13.	15.1	.1007	23192.
%RSD	.41360	10.894	.11796	.83515	6.8426	2.0780
Check ?	Chk Pass	Chk Pass	Chk Pass	Chk Pass	Chk Pass	Chk Fail
High Limit						500000.
Low Limit						-500000.

PDF created with pdfFactory Pro trial version www.pdffactory.com

Sample Name: 190-11165-g-3-d Acquired: 7/26/2016 12:49:33 Type: Unk
Method: ICP I9 Method 200.7-6010(v136) Mode: CONC Corr. Factor: 1.000000
User: analyst Custom ID1: Custom ID2: Custom ID3:
Comment:

Elem	Ni2316	Pb2203	Sb2175	Se1960	Sn1899	Ti3372
IS Ref	(In2306)	(Y_2243)	(Y_2243)	(Y_2243)	(In2306)	(Y_3600)
Units	ppb	ppb	ppb	ppb	ppb	ppb
Avg	14.834	5.7942	-5.587	3.4168	2.6535	-1.4452
Stddev	.435	.8296	.142	4.0084	1.1180	.1263
%RSD	2.9324	14.317	2.539	117.32	42.132	8.7396
Check ?	Chk Pass	Chk Pass	Chk Pass	Chk Pass	Chk Pass	Chk Pass
High Limit						
Low Limit						

Elem	Tl1908	V_2908	Zn2062	Si2516	Sr3464
IS Ref	(In2306)	(Y_3710)	(In2306)	(Y_3710)	(Y_3710)
Units	ppb	ppb	ppb	ppb	ppb
Avg	5.3350	-4.3084	804.56	1895.2	708.21
Stddev	.4949	3.4932	23.67	4.7	4.10
%RSD	9.2773	81.078	2.9415	.24702	.57845
Check ?	Chk Pass	Chk Pass	Chk Pass	Chk Pass	Chk Pass
High Limit					
Low Limit					

Int. Std.	In2306	Y_2243	Y_3600	Y_3710
Units	Cts/S	Cts/S	Cts/S	Cts/S
Avg	4571.2	3928.1	55225.	7427.1
Stddev	10.0	8.3	538.	48.3
%RSD	.21849	.21105	.97417	.65096
Check ?	Chk Pass	Chk Pass	Chk Pass	Chk Pass
Value	78.635%	89.579%	88.335%	103.67%
Range				

PDF created with pdfFactory Pro trial version www.pdffactory.com

Sample Name: 240-67180-a-1-k Acquired: 7/26/2016 12:53:57 Type: Unk
Method: ICP I9 Method 200.7-6010(v136) Mode: CONC Corr. Factor: 1.000000
User: analyst Custom ID1: Custom ID2: Custom ID3:
Comment:

Elem	Ag3280	Al3082	As1890	B_1826	Ba4554	Be3130
IS Ref	(Y_3600)	(Y_3710)	(Y_2243)	(Y_2243)	(Y_3710)	(Y_3710)
Units	ppb	ppb	ppb	ppb	ppb	ppb
Avg	.04606	22.553	2.5223	211.09	6.2531	-.08124
Stddev	.13369	8.661	1.2525	1.14	.0840	.04119
%RSD	290.22	38.403	49.656	.53897	1.3438	50.705
Check ?	Chk Pass	Chk Pass	Chk Pass	Chk Pass	Chk Pass	Chk Pass
High Limit						
Low Limit						

Elem	Ca3179	Cd2288	Co2286	Cr2677	Cu3273	Fe2599
IS Ref	(Y_3710)	(Y_2243)	(In2306)	(Y_3600)	(Y_3600)	(Y_3710)
Units	ppb	ppb	ppb	ppb	ppb	ppb
Avg	20088.	.0918	1002.1	1.4461	1.0252	34.579
Stddev	80.	.0796	15.3	.1784	.6180	1.081
%RSD	.40052	86.68	1.5285	12.333	60.284	3.1250
Check ?	Chk Pass	Chk Pass	Chk Pass	Chk Pass	Chk Pass	Chk Pass
High Limit						
Low Limit						

Elem	K_7664	Li6707	Mg2790	Mn2576	Mo2020	Na5895
IS Ref	(Y_3710)	(Y_3710)	(Y_3710)	(Y_3600)	(Y_2243)	(Y_3710)
Units	ppb	ppb	ppb	ppb	ppb	ppb
Avg	4501.2	173.29	799.23	32.818	34.773	F 1011300.
Stddev	76.0	2.66	6.42	.226	.582	1871.
%RSD	1.6875	1.5350	.80370	.68826	1.6746	.18498
Check ?	Chk Pass	Chk Pass	Chk Pass	Chk Pass	Chk Pass	Chk Fail
High Limit						500000.
Low Limit						-500000.

PDF created with pdfFactory Pro trial version www.pdffactory.com

Sample Name: 240-67180-a-1-k Acquired: 7/26/2016 12:53:57 Type: Unk
Method: ICP I9 Method 200.7-6010(v136) Mode: CONC Corr. Factor: 1.000000
User: analyst Custom ID1: Custom ID2: Custom ID3:
Comment:

Elem	Ni2316	Pb2203	Sb2175	Se1960	Sn1899	Ti3372
IS Ref	(In2306)	(Y_2243)	(Y_2243)	(Y_2243)	(In2306)	(Y_3600)
Units	ppb	ppb	ppb	ppb	ppb	ppb
Avg	4.7311	.73931	6.674	5.3967	12.322	-.53819
Stddev	.3064	.55825	.671	2.1612	.945	.11477
%RSD	6.4760	75.510	10.06	40.047	7.6666	21.326
Check ?	Chk Pass	Chk Pass	Chk Pass	Chk Pass	Chk Pass	Chk Pass
High Limit						
Low Limit						

Elem	Tl1908	V_2908	Zn2062	Si2516	Sr3464
IS Ref	(In2306)	(Y_3710)	(In2306)	(Y_3710)	(Y_3710)
Units	ppb	ppb	ppb	ppb	ppb
Avg	-3.4404	-.44876	1142.8	3492.3	41.044
Stddev	.2838	3.4266	18.1	47.0	2.358
%RSD	8.2496	763.57	1.5809	1.3459	5.7452
Check ?	Chk Pass	Chk Pass	Chk Pass	Chk Pass	Chk Pass
High Limit					
Low Limit					

Int. Std.	In2306	Y_2243	Y_3600	Y_3710
Units	Cts/S	Cts/S	Cts/S	Cts/S
Avg	4974.1	4203.1	58329.	7776.2
Stddev	12.5	8.4	40.	13.1
%RSD	.25125	.19964	.06844	.16875
Check ?	Chk Pass	Chk Pass	Chk Pass	Chk Pass
Value	85.567%	95.851%	93.300%	108.55%
Range				

PDF created with pdfFactory Pro trial version www.pdffactory.com

Sample Name: 240-67180-a-2-d Acquired: 7/26/2016 12:58:10 Type: Unk
Method: ICP I9 Method 200.7-6010(v136) Mode: CONC Corr. Factor: 1.000000
User: analyst Custom ID1: Custom ID2: Custom ID3:
Comment:

Elem	Ag3280	Al3082	As1890	B_1826	Ba4554	Be3130
IS Ref	(Y_3600)	(Y_3710)	(Y_2243)	(Y_2243)	(Y_3710)	(Y_3710)
Units	ppb	ppb	ppb	ppb	ppb	ppb
Avg	-.40116	62.128	3.4211	67.905	13.066	-.10824
Stddev	.54405	14.933	.8320	1.535	.119	.04841
%RSD	135.62	24.035	24.318	2.2600	.90761	44.725
Check ?	Chk Pass	Chk Pass	Chk Pass	Chk Pass	Chk Pass	Chk Pass
High Limit						
Low Limit						

Elem	Ca3179	Cd2288	Co2286	Cr2677	Cu3273	Fe2599
IS Ref	(Y_3710)	(Y_2243)	(In2306)	(Y_3600)	(Y_3600)	(Y_3710)
Units	ppb	ppb	ppb	ppb	ppb	ppb
Avg	34039.	-.0648	-.12861	1.8826	.06438	2391.5
Stddev	70.	.0884	.08003	.3265	.07032	6.9
%RSD	.20431	136.3	62.228	17.342	109.23	.28975
Check ?	Chk Pass	Chk Pass	Chk Pass	Chk Pass	Chk Pass	Chk Pass
High Limit						
Low Limit						

Elem	K_7664	Li6707	Mg2790	Mn2576	Mo2020	Na5895
IS Ref	(Y_3710)	(Y_3710)	(Y_3710)	(Y_3600)	(Y_2243)	(Y_3710)
Units	ppb	ppb	ppb	ppb	ppb	ppb
Avg	656.15	5.3127	608.90	47.331	-2.6987	F 1036300.
Stddev	12.75	1.4227	7.46	.297	.0080	14085.
%RSD	1.9436	26.780	1.2250	.62685	.29727	1.3592
Check ?	Chk Pass	Chk Pass	Chk Pass	Chk Pass	Chk Pass	Chk Fail
High Limit						500000.
Low Limit						-500000.

PDF created with pdfFactory Pro trial version www.pdffactory.com

Sample Name: 240-67180-a-2-d Acquired: 7/26/2016 12:58:10 Type: Unk
Method: ICP I9 Method 200.7-6010(v136) Mode: CONC Corr. Factor: 1.000000
User: analyst Custom ID1: Custom ID2: Custom ID3:
Comment:

Elem	Ni2316	Pb2203	Sb2175	Se1960	Sn1899	Ti3372
IS Ref	(In2306)	(Y_2243)	(Y_2243)	(Y_2243)	(In2306)	(Y_3600)
Units	ppb	ppb	ppb	ppb	ppb	ppb
Avg	2.6906	.64339	-.4378	3.6939	4.8588	-.57231
Stddev	.2640	2.0554	.9858	.4527	.3995	.22314
%RSD	9.8119	319.46	225.2	12.256	8.2229	38.990
Check ?	Chk Pass	Chk Pass	Chk Pass	Chk Pass	Chk Pass	Chk Pass
High Limit						
Low Limit						

Elem	Tl1908	V_2908	Zn2062	Si2516	Sr3464
IS Ref	(In2306)	(Y_3710)	(In2306)	(Y_3710)	(Y_3710)
Units	ppb	ppb	ppb	ppb	ppb
Avg	-3.9688	-.80744	40.358	330.89	32.214
Stddev	1.9187	1.1457	1.171	4.92	1.073
%RSD	48.344	141.89	2.9010	1.4856	3.3307
Check ?	Chk Pass	Chk Pass	Chk Pass	Chk Pass	Chk Pass
High Limit					
Low Limit					

Int. Std.	In2306	Y_2243	Y_3600	Y_3710
Units	Cts/S	Cts/S	Cts/S	Cts/S
Avg	4909.6	4147.7	57433.	7671.1
Stddev	3.2	8.0	80.	22.0
%RSD	.06579	.19169	.13887	.28670
Check ?	Chk Pass	Chk Pass	Chk Pass	Chk Pass
Value	84.458%	94.586%	91.866%	107.08%
Range				

PDF created with pdfFactory Pro trial version www.pdffactory.com

Sample Name: 240-67180-a-3-g Acquired: 7/26/2016 13:02:28 Type: Unk
Method: ICP I9 Method 200.7-6010(v136) Mode: CONC Corr. Factor: 1.000000
User: analyst Custom ID1: Custom ID2: Custom ID3:
Comment:

Elem	Ag3280	Al3082	As1890	B_1826	Ba4554	Be3130
IS Ref	(Y_3600)	(Y_3710)	(Y_2243)	(Y_2243)	(Y_3710)	(Y_3710)
Units	ppb	ppb	ppb	ppb	ppb	ppb
Avg	.36730	9.4587	4.6117	208.66	8.9757	-.15338
Stddev	.23771	15.180	1.1527	3.37	.2718	.07699
%RSD	64.718	160.48	24.996	1.6145	3.0284	50.199
Check ?	Chk Pass	Chk Pass	Chk Pass	Chk Pass	Chk Pass	Chk Pass
High Limit						
Low Limit						

Elem	Ca3179	Cd2288	Co2286	Cr2677	Cu3273	Fe2599
IS Ref	(Y_3710)	(Y_2243)	(In2306)	(Y_3600)	(Y_3600)	(Y_3710)
Units	ppb	ppb	ppb	ppb	ppb	ppb
Avg	4933.3	-.1862	6.8133	1.2771	.42059	13.009
Stddev	33.3	.1939	.0574	.2092	.27464	.758
%RSD	.67416	104.2	.84184	16.382	65.299	5.8274
Check ?	Chk Pass	Chk Pass	Chk Pass	Chk Pass	Chk Pass	Chk Pass
High Limit						
Low Limit						

Elem	K_7664	Li6707	Mg2790	Mn2576	Mo2020	Na5895
IS Ref	(Y_3710)	(Y_3710)	(Y_3710)	(Y_3600)	(Y_2243)	(Y_3710)
Units	ppb	ppb	ppb	ppb	ppb	ppb
Avg	1108.7	5.8133	373.94	15.303	-2.9704	F 1021100.
Stddev	35.7	1.9118	12.72	.019	.2738	1210.
%RSD	3.2236	32.886	3.4028	.12330	9.2165	.11845
Check ?	Chk Pass	Chk Pass	Chk Pass	Chk Pass	Chk Pass	Chk Fail
High Limit						500000.
Low Limit						-500000.

PDF created with pdfFactory Pro trial version www.pdffactory.com

Sample Name: 240-67180-a-3-g Acquired: 7/26/2016 13:02:28 Type: Unk
Method: ICP I9 Method 200.7-6010(v136) Mode: CONC Corr. Factor: 1.000000
User: analyst Custom ID1: Custom ID2: Custom ID3:
Comment:

Elem	Ni2316	Pb2203	Sb2175	Se1960	Sn1899	Ti3372
IS Ref	(In2306)	(Y_2243)	(Y_2243)	(Y_2243)	(In2306)	(Y_3600)
Units	ppb	ppb	ppb	ppb	ppb	ppb
Avg	2.7975	.02935	-3.388	8.1141	3.9987	-.57592
Stddev	.1470	.36651	.795	1.9957	.2699	.08272
%RSD	5.2536	1248.7	23.46	24.595	6.7504	14.363
Check ?	Chk Pass	Chk Pass	Chk Pass	Chk Pass	Chk Pass	Chk Pass
High Limit						
Low Limit						

Elem	Tl1908	V_2908	Zn2062	Si2516	Sr3464
IS Ref	(In2306)	(Y_3710)	(In2306)	(Y_3710)	(Y_3710)
Units	ppb	ppb	ppb	ppb	ppb
Avg	-4.9052	1.7929	183.52	508.43	9.0437
Stddev	.5821	2.1542	3.47	6.33	1.7569
%RSD	11.867	120.15	1.8884	1.2452	19.426
Check ?	Chk Pass	Chk Pass	Chk Pass	Chk Pass	Chk Pass
High Limit					
Low Limit					

Int. Std.	In2306	Y_2243	Y_3600	Y_3710
Units	Cts/S	Cts/S	Cts/S	Cts/S
Avg	4933.5	4139.4	57235.	7467.2
Stddev	11.5	6.2	59.	24.4
%RSD	.23264	.14963	.10249	.32626
Check ?	Chk Pass	Chk Pass	Chk Pass	Chk Pass
Value	84.868%	94.397%	91.550%	104.23%
Range				

PDF created with pdfFactory Pro trial version www.pdffactory.com

Sample Name: CCV-2609127 Acquired: 7/26/2016 13:06:44 Type: QC
Method: ICP I9 Method 200.7-6010(v136) Mode: CONC Corr. Factor: 1.000000
User: analyst Custom ID1: Custom ID2: Custom ID3:
Comment:

Elem	Ag3280	Al3082	As1890	B_1826	Ba4554	Be3130	Ca3179	Cd2288
IS Ref	(Y_3600)	(Y_3710)	(Y_2243)	(Y_2243)	(Y_3710)	(Y_3710)	(Y_3710)	(Y_2243)
Units	ppb	ppb	ppb	ppb	ppb	ppb	ppb	ppb
Avg	1012.6	24633.	498.60	5156.6	1979.0	2036.8	51094.	503.1
Stddev	1.4	85.	3.96	33.3	.9	4.6	194.	4.3
%RSD	.13646	.34444	.79339	.64498	.04724	.22438	.38007	.8501
Check ?	Chk Pass	Chk Pass	Chk Pass	Chk Pass	Chk Pass	Chk Pass	Chk Pass	Chk Pass
Value								
Range								

Elem	Co2286	Cr2677	Cu3273	Fe2599	K_7664	Li6707	Mg2790	Mn2576
IS Ref	(In2306)	(Y_3600)	(Y_3600)	(Y_3710)	(Y_3710)	(Y_3710)	(Y_3710)	(Y_3600)
Units	ppb	ppb	ppb	ppb	ppb	ppb	ppb	ppb
Avg	1973.7	1920.4	1970.1	24317.	49857.	5020.3	48094.	1894.7
Stddev	20.6	2.2	2.3	13.	144.	4.8	123.	3.7
%RSD	1.0425	.11620	.11425	.05259	.28843	.09513	.25633	.19761
Check ?	Chk Pass	Chk Pass	Chk Pass	Chk Pass	Chk Pass	Chk Pass	Chk Pass	Chk Pass
Value								
Range								

Elem	Mo2020	Na5895	Ni2316	Pb2203	Sb2175	Se1960	Sn1899	Ti3372
IS Ref	(Y_2243)	(Y_3710)	(In2306)	(Y_2243)	(Y_2243)	(Y_2243)	(In2306)	(Y_3600)
Units	ppb	ppb	ppb	ppb	ppb	ppb	ppb	ppb
Avg	1975.4	49529.	1994.5	479.87	516.2	510.94	5054.1	4905.8
Stddev	24.5	135.	20.5	6.31	4.4	4.48	63.4	9.6
%RSD	1.2398	.27193	1.0287	1.3155	.8500	.87772	1.2541	.19631
Check ?	Chk Pass	Chk Pass	Chk Pass	Chk Pass	Chk Pass	Chk Pass	Chk Pass	Chk Pass
Value								
Range								

PDF created with pdfFactory Pro trial version www.pdffactory.com

Sample Name: CCV-2609127 Acquired: 7/26/2016 13:06:44 Type: QC
Method: ICP I9 Method 200.7-6010(v136) Mode: CONC Corr. Factor: 1.000000
User: analyst Custom ID1: Custom ID2: Custom ID3:
Comment:

Elem	Tl1908	V_2908	Zn2062	Si2516	Sr3464
IS Ref	(In2306)	(Y_3710)	(In2306)	(Y_3710)	(Y_3710)
Units	ppb	ppb	ppb	ppb	ppb
Avg	985.84	2002.5	2011.6	4980.2	5043.0
Stddev	12.45	7.7	21.5	45.1	15.5
%RSD	1.2629	.38470	1.0668	.90616	.30757
Check ?	Chk Pass	Chk Pass	Chk Pass	Chk Pass	Chk Pass
Value					
Range					

Int. Std.	In2306	Y_2243	Y_3600	Y_3710
Units	Cts/S	Cts/S	Cts/S	Cts/S
Avg	5400.6	4387.3	62625.	7320.7
Stddev	3.3	12.5	107.	18.3
%RSD	.06075	.28436	.17161	.25031

PDF created with pdfFactory Pro trial version www.pdffactory.com

Sample Name: CCB Acquired: 7/26/2016 13:10:39 Type: QC
Method: ICP I9 Method 200.7-6010(v136) Mode: CONC Corr. Factor: 1.000000
User: analyst Custom ID1: Custom ID2: Custom ID3:
Comment:

Elem	Ag3280	Al3082	As1890	B_1826	Ba4554	Be3130	Ca3179	Cd2288
IS Ref	(Y_3600)	(Y_3710)	(Y_2243)	(Y_2243)	(Y_3710)	(Y_3710)	(Y_3710)	(Y_2243)
Units	ppb	ppb	ppb	ppb	ppb	ppb	ppb	ppb
Avg	.34358	-6.4115	.72099	-4.1613	-.19107	.07078	11.005	-.0129
Stddev	.36352	11.656	.65403	.5830	.24661	.07796	2.397	.0546
%RSD	105.80	181.80	90.712	14.010	129.07	110.15	21.776	424.2
Check ?	Chk Pass	Chk Pass	Chk Pass	Chk Pass	Chk Pass	Chk Pass	Chk Pass	Chk Pass
High Limit								
Low Limit								

Elem	Co2286	Cr2677	Cu3273	Fe2599	K_7664	Li6707	Mg2790	Mn2576
IS Ref	(In2306)	(Y_3600)	(Y_3600)	(Y_3710)	(Y_3710)	(Y_3710)	(Y_3710)	(Y_3600)
Units	ppb	ppb	ppb	ppb	ppb	ppb	ppb	ppb
Avg	-.20150	.26265	-.12430	1.9988	73.548	.01782	-5.3231	-.00180
Stddev	.15281	.31561	.33408	.2395	11.353	1.3143	6.3011	.02521
%RSD	75.835	120.16	268.77	11.984	15.436	7375.2	118.37	1399.5
Check ?	Chk Pass	Chk Pass	Chk Pass	Chk Pass	Chk Pass	Chk Pass	Chk Pass	Chk Pass
High Limit								
Low Limit								

Elem	Mo2020	Na5895	Ni2316	Pb2203	Sb2175	Se1960	Sn1899	Ti3372
IS Ref	(Y_2243)	(Y_3710)	(In2306)	(Y_2243)	(Y_2243)	(Y_2243)	(In2306)	(Y_3600)
Units	ppb	ppb	ppb	ppb	ppb	ppb	ppb	ppb
Avg	.64507	481.53	.16418	.21204	-.5015	.93031	-.12131	.65579
Stddev	.11518	7.65	.05785	.82265	.3462	.85516	.40428	.05775
%RSD	17.856	1.5897	35.236	387.97	69.03	91.923	333.27	8.8057
Check ?	Chk Pass	Chk Pass	Chk Pass	Chk Pass	Chk Pass	Chk Pass	Chk Pass	Chk Pass
High Limit								
Low Limit								

PDF created with pdfFactory Pro trial version www.pdffactory.com

Sample Name: CCB Acquired: 7/26/2016 13:10:39 Type: QC
Method: ICP I9 Method 200.7-6010(v136) Mode: CONC Corr. Factor: 1.000000
User: analyst Custom ID1: Custom ID2: Custom ID3:
Comment:

Elem	Tl1908	V_2908	Zn2062	Si2516	Sr3464
IS Ref	(In2306)	(Y_3710)	(In2306)	(Y_3710)	(Y_3710)
Units	ppb	ppb	ppb	ppb	ppb
Avg	-.00499	-1.2135	.39398	-1.8856	.39658
Stddev	.63217	1.7148	.08948	5.8157	3.0763
%RSD	12656.	141.31	22.713	308.42	775.70
Check ?	Chk Pass	Chk Pass	Chk Pass	Chk Pass	Chk Pass
High Limit					
Low Limit					

Int. Std.	In2306	Y_2243	Y_3600	Y_3710
Units	Cts/S	Cts/S	Cts/S	Cts/S
Avg	6102.8	4586.8	66323.	7420.1
Stddev	9.1	6.7	143.	34.1
%RSD	.14855	.14512	.21574	.45909

PDF created with pdfFactory Pro trial version www.pdffactory.com

Sample Name: X180-56569-a-1-b Acquired: 7/26/2016 14:06:40 Type: Unk
Method: ICP I9 Method 200.7-6010(v136) Mode: CONC Corr. Factor: 1.000000
User: analyst Custom ID1: Custom ID2: Custom ID3:
Comment:

Elem	Ag3280	Al3082	As1890	B_1826	Ba4554	Be3130	Ca3179	Cd2288
IS Ref	(Y_3600)	(Y_3710)	(Y_2243)	(Y_2243)	(Y_3710)	(Y_3710)	(Y_3710)	(Y_2243)
Units	ppb	ppb	ppb	ppb	ppb	ppb	ppb	ppb
Avg	.96280	-47.994	-3.3648	-12.133	-.64581	-.28383	-5.1292	-.1380
Stddev	.19912	12.296	.3934	.059	.03834	.01629	2.8455	.0392
%RSD	20.682	25.620	11.692	.48870	5.9365	5.7408	55.476	28.42
Check ?	Chk Pass	Chk Pass	Chk Pass	Chk Pass	Chk Pass	Chk Pass	Chk Pass	Chk Pass
High Limit								
Low Limit								

Elem	Co2286	Cr2677	Cu3273	Fe2599	K_7664	Li6707	Mg2790	Mn2576
IS Ref	(In2306)	(Y_3600)	(Y_3600)	(Y_3710)	(Y_3710)	(Y_3710)	(Y_3710)	(Y_3600)
Units	ppb	ppb	ppb	ppb	ppb	ppb	ppb	ppb
Avg	-.49384	.18819	-2.7643	.69179	-49.000	-7.5692	-.46429	-.37225
Stddev	.01769	.15006	.5436	1.2840	12.933	.4506	8.1310	.01805
%RSD	3.5816	79.736	19.664	185.61	26.394	5.9534	1751.3	4.8497
Check ?	Chk Pass	Chk Pass	Chk Pass	Chk Pass	Chk Pass	Chk Pass	Chk Pass	Chk Pass
High Limit								
Low Limit								

Elem	Mo2020	Na5895	Ni2316	Pb2203	Sb2175	Se1960	Sn1899	Ti3372
IS Ref	(Y_2243)	(Y_3710)	(In2306)	(Y_2243)	(Y_2243)	(Y_2243)	(In2306)	(Y_3600)
Units	ppb	ppb	ppb	ppb	ppb	ppb	ppb	ppb
Avg	-2.2584	2.0424	-1.2626	-.47079	.2703	1.5847	-1.0132	-1.2399
Stddev	.4548	11.165	.0761	.34914	.7681	.9362	.1306	.0947
%RSD	20.137	546.66	6.0234	74.161	284.2	59.072	12.895	7.6355
Check ?	Chk Pass	Chk Pass	Chk Pass	Chk Pass	Chk Pass	Chk Pass	Chk Pass	Chk Pass
High Limit								
Low Limit								

PDF created with pdfFactory Pro trial version www.pdffactory.com

Sample Name: X180-56569-a-1-b Acquired: 7/26/2016 14:06:40 Type: Unk
Method: ICP I9 Method 200.7-6010(v136) Mode: CONC Corr. Factor: 1.000000
User: analyst Custom ID1: Custom ID2: Custom ID3:
Comment:

Elem	Tl1908	V_2908	Zn2062	Si2516	Sr3464
IS Ref	(In2306)	(Y_3710)	(In2306)	(Y_3710)	(Y_3710)
Units	ppb	ppb	ppb	ppb	ppb
Avg	-3.3494	-4.1811	-1.7866	24.366	5.6887
Stddev	.4859	1.0178	.0478	10.326	1.3828
%RSD	14.507	24.342	2.6726	42.377	24.307
Check ?	Chk Pass	Chk Pass	Chk Pass	Chk Pass	Chk Pass
High Limit					
Low Limit					

Int. Std.	In2306	Y_2243	Y_3600	Y_3710
Units	Cts/S	Cts/S	Cts/S	Cts/S
Avg	W 14478.	W 10783.	W 151250.	W 13429.
Stddev	52.	25.	5873.	369.
%RSD	.36218	.23148	3.8830	2.7456
Check ?	Chk Warn	Chk Warn	Chk Warn	Chk Warn
Value	249.05%	245.90%	241.93%	187.45%
Range	50.500%	50.500%	50.500%	50.500%

PDF created with pdfFactory Pro trial version www.pdffactory.com

Sample Name: 180-56569-a-2-b Acquired: 7/26/2016 14:10:51 Type: Unk
Method: ICP I9 Method 200.7-6010(v136) Mode: CONC Corr. Factor: 1.000000
User: analyst Custom ID1: Custom ID2: Custom ID3:
Comment:

Elem	Ag3280	Al3082	As1890	B_1826	Ba4554	Be3130
IS Ref	(Y_3600)	(Y_3710)	(Y_2243)	(Y_2243)	(Y_3710)	(Y_3710)
Units	ppb	ppb	ppb	ppb	ppb	ppb
Avg	1.2163	65.466	6.7138	384.15	702.31	.09007
Stddev	.4020	16.112	2.7890	12.26	1.94	.08436
%RSD	33.052	24.611	41.541	3.1922	.27658	93.669
Check ?	Chk Pass	Chk Pass	Chk Pass	Chk Pass	Chk Pass	Chk Pass
High Limit						
Low Limit						

Elem	Ca3179	Cd2288	Co2286	Cr2677	Cu3273	Fe2599
IS Ref	(Y_3710)	(Y_2243)	(In2306)	(Y_3600)	(Y_3600)	(Y_3710)
Units	ppb	ppb	ppb	ppb	ppb	ppb
Avg	630300.	1.753	14.162	3.8920	3.8073	104.84
Stddev	5736.	.210	.589	.1151	1.0696	.69
%RSD	.90998	11.97	4.1562	2.9575	28.093	.65584
Check ?	Chk Pass	Chk Pass	Chk Pass	Chk Pass	Chk Pass	Chk Pass
High Limit						
Low Limit						

Elem	K_7664	Li6707	Mg2790	Mn2576	Mo2020	Na5895
IS Ref	(Y_3710)	(Y_3710)	(Y_3710)	(Y_3600)	(Y_2243)	(Y_3710)
Units	ppb	ppb	ppb	ppb	ppb	ppb
Avg	4450.7	18.660	33510.	11006.	22.264	F 1111600.
Stddev	36.8	.604	19.	26.	1.122	23713.
%RSD	.82602	3.2395	.05572	.23363	5.0402	2.1332
Check ?	Chk Pass	Chk Pass	Chk Pass	Chk Pass	Chk Pass	Chk Fail
High Limit						500000.
Low Limit						-500000.

PDF created with pdfFactory Pro trial version www.pdffactory.com

Sample Name: 180-56569-a-2-b Acquired: 7/26/2016 14:10:51 Type: Unk
Method: ICP I9 Method 200.7-6010(v136) Mode: CONC Corr. Factor: 1.000000
User: analyst Custom ID1: Custom ID2: Custom ID3:
Comment:

Elem	Ni2316	Pb2203	Sb2175	Se1960	Sn1899	Ti3372
IS Ref	(In2306)	(Y_2243)	(Y_2243)	(Y_2243)	(In2306)	(Y_3600)
Units	ppb	ppb	ppb	ppb	ppb	ppb
Avg	221.66	5.6027	-2.333	8.4092	2.0104	-1.7418
Stddev	9.52	.6306	2.439	2.3290	.6316	.2511
%RSD	4.2953	11.255	104.6	27.695	31.417	14.417
Check ?	Chk Pass	Chk Pass	Chk Pass	Chk Pass	Chk Pass	Chk Pass
High Limit						
Low Limit						

Elem	Tl1908	V_2908	Zn2062	Si2516	Sr3464
IS Ref	(In2306)	(Y_3710)	(In2306)	(Y_3710)	(Y_3710)
Units	ppb	ppb	ppb	ppb	ppb
Avg	38.444	.83105	206.10	12995.	1049.5
Stddev	.256	3.9645	9.31	11.	6.2
%RSD	.66556	477.04	4.5174	.08512	.59138
Check ?	Chk Pass	Chk Pass	Chk Pass	Chk Pass	Chk Pass
High Limit					
Low Limit					

Int. Std.	In2306	Y_2243	Y_3600	Y_3710
Units	Cts/S	Cts/S	Cts/S	Cts/S
Avg	4562.2	3921.4	54823.	7143.3
Stddev	20.6	13.0	111.	19.9
%RSD	.45138	.33176	.20186	.27921
Check ?	Chk Pass	Chk Pass	Chk Pass	Chk Pass
Value	78.481%	89.425%	87.691%	99.712%
Range				

PDF created with pdfFactory Pro trial version www.pdffactory.com

Sample Name: mb 240-239378/1-a Acquired: 7/26/2016 14:15:20 Type: QC
Method: ICP I9 Method 200.7-6010(v136) Mode: CONC Corr. Factor: 1.000000
User: analyst Custom ID1: Custom ID2: Custom ID3:
Comment:

Elem	Ag3280	Al3082	As1890	B_1826	Ba4554	Be3130	Ca3179
IS Ref	(Y_3600)	(Y_3710)	(Y_2243)	(Y_2243)	(Y_3710)	(Y_3710)	(Y_3710)
Units	ppb	ppb	ppb	ppb	ppb	ppb	ppb
Avg	.26531	15.016	-.61696	-9.6023	1.2870	-.13225	444.93
Stddev	.39174	17.985	1.7697	.4302	.1088	.02110	10.86
%RSD	147.65	119.78	286.84	4.4805	8.4518	15.954	2.4418
Check ?	Chk Pass	Chk Pass	Chk Pass	Chk Pass	Chk Pass	Chk Pass	Chk Pass
High Limit							
Low Limit							

Elem	Cd2288	Co2286	Cr2677	Cu3273	Fe2599	K_7664	Li6707
IS Ref	(Y_2243)	(In2306)	(Y_3600)	(Y_3600)	(Y_3710)	(Y_3710)	(Y_3710)
Units	ppb	ppb	ppb	ppb	ppb	ppb	ppb
Avg	.1517	-.04896	-.03448	2.1893	13.232	60.476	-2.4400
Stddev	.0743	.07156	.14127	.6476	.566	15.728	1.8105
%RSD	48.97	146.15	409.75	29.580	4.2778	26.007	74.202
Check ?	Chk Pass	Chk Pass	Chk Pass	Chk Pass	Chk Pass	Chk Pass	Chk Pass
High Limit							
Low Limit							

Elem	Mg2790	Mn2576	Mo2020	Na5895	Ni2316	Pb2203	Sb2175
IS Ref	(Y_3710)	(Y_3600)	(Y_2243)	(Y_3710)	(In2306)	(Y_2243)	(Y_2243)
Units	ppb	ppb	ppb	ppb	ppb	ppb	ppb
Avg	116.48	1.4330	-2.9005	642.48	.58267	-.19994	-.4603
Stddev	5.27	.0473	.0892	38.72	.24801	.62708	.9778
%RSD	4.5228	3.2991	3.0769	6.0273	42.565	313.64	212.4
Check ?	Chk Pass	Chk Pass	Chk Pass	Chk Pass	Chk Pass	Chk Pass	Chk Pass
High Limit							
Low Limit							

PDF created with pdfFactory Pro trial version www.pdffactory.com

Sample Name: mb 240-239378/1-a Acquired: 7/26/2016 14:15:20 Type: QC
Method: ICP I9 Method 200.7-6010(v136) Mode: CONC Corr. Factor: 1.000000
User: analyst Custom ID1: Custom ID2: Custom ID3:
Comment:

Elem	Se1960	Sn1899	Ti3372	Tl1908	V_2908	Zn2062	Si2516
IS Ref	(Y_2243)	(In2306)	(Y_3600)	(In2306)	(Y_3710)	(In2306)	(Y_3710)
Units	ppb	ppb	ppb	ppb	ppb	ppb	ppb
Avg	1.9636	.33344	-.90406	.02816	.68641	F 23.013	122.75
Stddev	2.8024	.59807	.08972	.90152	2.9900	.475	3.79
%RSD	142.72	179.36	9.9240	3202.0	435.60	2.0638	3.0840
Check ?	Chk Pass	Chk Pass	Chk Pass	Chk Pass	Chk Pass	Chk Fail	Chk Pass
High Limit						20.000	
Low Limit						-1000.0	

Elem	Sr3464
IS Ref	(Y_3710)
Units	ppb
Avg	2.4959
Stddev	2.0130
%RSD	80.654
Check ?	Chk Pass
High Limit	
Low Limit	

Int. Std.	In2306	Y_2243	Y_3600	Y_3710
Units	Cts/S	Cts/S	Cts/S	Cts/S
Avg	6211.1	4665.4	67917.	7592.2
Stddev	3.0	5.9	215.	16.6
%RSD	.04768	.12711	.31628	.21833

PDF created with pdfFactory Pro trial version www.pdffactory.com

Sample Name: lcs 240-239378/2-a Acquired: 7/26/2016 14:19:31 Type: QC
Method: ICP I9 Method 200.7-6010(v136) Mode: CONC Corr. Factor: 1.000000
User: analyst Custom ID1: Custom ID2: Custom ID3:
Comment:

Elem	Ag3280	Al3082	As1890	B_1826	Ba4554	Be3130	Ca3179	Cd2288
IS Ref	(Y_3600)	(Y_3710)	(Y_2243)	(Y_2243)	(Y_3710)	(Y_3710)	(Y_3710)	(Y_2243)
Units	ppb	ppb	ppb	ppb	ppb	ppb	ppb	ppb
Avg	52.841	1991.7	2108.7	1070.4	2001.4	52.403	50521.	51.50
Stddev	.231	22.6	9.9	3.0	3.8	.154	145.	.47
%RSD	.43687	1.1370	.46814	.28188	.19088	.29471	.28616	.9075
Check ?	Chk Pass	Chk Pass	Chk Pass	Chk Pass	Chk Pass	Chk Pass	Chk Pass	Chk Pass
Value								
Range								

Elem	Co2286	Cr2677	Cu3273	Fe2599	K_7664	Li6707	Mg2790	Mn2576
IS Ref	(In2306)	(Y_3600)	(Y_3600)	(Y_3710)	(Y_3710)	(Y_3710)	(Y_3710)	(Y_3600)
Units	ppb	ppb	ppb	ppb	ppb	ppb	ppb	ppb
Avg	494.17	195.48	258.11	990.89	50045.	1003.5	48361.	481.72
Stddev	3.19	.87	1.62	4.51	144.	4.6	102.	1.50
%RSD	.64474	.44601	.62641	.45525	.28843	.46281	.21152	.31107
Check ?	Chk Pass	Chk Pass	Chk Pass	Chk Pass	Chk Pass	Chk Pass	Chk Pass	Chk Pass
Value								
Range								

Elem	Mo2020	Na5895	Ni2316	Pb2203	Sb2175	Se1960	Sn1899	Ti3372
IS Ref	(Y_2243)	(Y_3710)	(In2306)	(Y_2243)	(Y_2243)	(Y_2243)	(In2306)	(Y_3600)
Units	ppb	ppb	ppb	ppb	ppb	ppb	ppb	ppb
Avg	983.24	50757.	509.71	488.92	533.6	2155.2	2028.4	1010.1
Stddev	8.22	183.	2.83	4.38	3.1	14.3	8.6	.7
%RSD	.83615	.36117	.55615	.89630	.5849	.66209	.42279	.06694
Check ?	Chk Pass	Chk Pass	Chk Pass	Chk Pass	Chk Pass	Chk Pass	Chk Pass	Chk Pass
Value								
Range								

PDF created with pdfFactory Pro trial version www.pdffactory.com

Sample Name: lcs 240-239378/2-a Acquired: 7/26/2016 14:19:31 Type: QC
Method: ICP I9 Method 200.7-6010(v136) Mode: CONC Corr. Factor: 1.000000
User: analyst Custom ID1: Custom ID2: Custom ID3:
Comment:

Elem	Tl1908	V_2908	Zn2062	Si2516	Sr3464
IS Ref	(In2306)	(Y_3710)	(In2306)	(Y_3710)	(Y_3710)
Units	ppb	ppb	ppb	ppb	ppb
Avg	1967.5	503.60	515.22	1152.5	1006.3
Stddev	17.0	4.51	2.77	16.4	3.8
%RSD	.86368	.89529	.53819	1.4233	.37654
Check ?	Chk Pass	Chk Pass	Chk Pass	Chk Pass	Chk Pass
Value					
Range					

Int. Std.	In2306	Y_2243	Y_3600	Y_3710
Units	Cts/S	Cts/S	Cts/S	Cts/S
Avg	5571.5	4445.0	63668.	7523.4
Stddev	7.2	7.6	156.	23.7
%RSD	.12922	.17040	.24442	.31476

PDF created with pdfFactory Pro trial version www.pdffactory.com

Sample Name: 240-67443-i-3-a Acquired: 7/26/2016 14:23:16 Type: Unk
Method: ICP I9 Method 200.7-6010(v136) Mode: CONC Corr. Factor: 1.000000
User: analyst Custom ID1: Custom ID2: Custom ID3:
Comment:

Elem	Ag3280	Al3082	As1890	B_1826	Ba4554	Be3130
IS Ref	(Y_3600)	(Y_3710)	(Y_2243)	(Y_2243)	(Y_3710)	(Y_3710)
Units	ppb	ppb	ppb	ppb	ppb	ppb
Avg	.00703	113.18	6.4287	-3.0165	85.710	-.05500
Stddev	.21180	8.75	1.3679	.7051	.361	.02945
%RSD	3014.5	7.7332	21.278	23.374	.42087	53.536
Check ?	Chk Pass	Chk Pass	Chk Pass	Chk Pass	Chk Pass	Chk Pass
High Limit						
Low Limit						

Elem	Ca3179	Cd2288	Co2286	Cr2677	Cu3273	Fe2599
IS Ref	(Y_3710)	(Y_2243)	(In2306)	(Y_3600)	(Y_3600)	(Y_3710)
Units	ppb	ppb	ppb	ppb	ppb	ppb
Avg	4438.2	-.1921	21.119	.66665	-.35531	42886.
Stddev	22.0	.0846	.550	.15017	.38157	103.
%RSD	.49539	44.04	2.6051	22.526	107.39	.24098
Check ?	Chk Pass	Chk Pass	Chk Pass	Chk Pass	Chk Pass	Chk Pass
High Limit						
Low Limit						

Elem	K_7664	Li6707	Mg2790	Mn2576	Mo2020	Na5895
IS Ref	(Y_3710)	(Y_3710)	(Y_3710)	(Y_3600)	(Y_2243)	(Y_3710)
Units	ppb	ppb	ppb	ppb	ppb	ppb
Avg	2686.0	10.510	4038.4	497.41	.65327	W 483490.
Stddev	36.7	.869	18.5	1.28	.22787	4559.
%RSD	1.3682	8.2667	.45773	.25653	34.881	.94297
Check ?	Chk Pass	Chk Pass	Chk Pass	Chk Pass	Chk Pass	Chk Warn
High Limit						450000.
Low Limit						-500000.

PDF created with pdfFactory Pro trial version www.pdffactory.com

Sample Name: 240-67443-i-3-a Acquired: 7/26/2016 14:23:16 Type: Unk
Method: ICP I9 Method 200.7-6010(v136) Mode: CONC Corr. Factor: 1.000000
User: analyst Custom ID1: Custom ID2: Custom ID3:
Comment:

Elem	Ni2316	Pb2203	Sb2175	Se1960	Sn1899	Ti3372
IS Ref	(In2306)	(Y_2243)	(Y_2243)	(Y_2243)	(In2306)	(Y_3600)
Units	ppb	ppb	ppb	ppb	ppb	ppb
Avg	31.323	.29362	.4233	5.5488	.03222	1.3349
Stddev	.800	1.3419	.9275	4.0404	.67672	.1250
%RSD	2.5556	457.04	219.1	72.816	2100.1	9.3638
Check ?	Chk Pass	Chk Pass	Chk Pass	Chk Pass	Chk Pass	Chk Pass
High Limit						
Low Limit						

Elem	Tl1908	V_2908	Zn2062	Si2516	Sr3464
IS Ref	(In2306)	(Y_3710)	(In2306)	(Y_3710)	(Y_3710)
Units	ppb	ppb	ppb	ppb	ppb
Avg	2.2867	.66574	22.102	5227.5	23.664
Stddev	.5531	1.4680	.399	10.7	2.508
%RSD	24.187	220.51	1.8045	.20426	10.599
Check ?	Chk Pass	Chk Pass	Chk Pass	Chk Pass	Chk Pass
High Limit					
Low Limit					

Int. Std.	In2306	Y_2243	Y_3600	Y_3710
Units	Cts/S	Cts/S	Cts/S	Cts/S
Avg	5287.5	4375.2	61050.	7508.5
Stddev	5.8	4.5	94.	14.3
%RSD	.10951	.10228	.15408	.18979
Check ?	Chk Pass	Chk Pass	Chk Pass	Chk Pass
Value	90.958%	99.774%	97.653%	104.81%
Range				

PDF created with pdfFactory Pro trial version www.pdffactory.com

Sample Name: 240-67443-f-4-a Acquired: 7/26/2016 14:27:32 Type: Unk
Method: ICP I9 Method 200.7-6010(v136) Mode: CONC Corr. Factor: 1.000000
User: analyst Custom ID1: Custom ID2: Custom ID3:
Comment:

Elem	Ag3280	Al3082	As1890	B_1826	Ba4554	Be3130	Ca3179
IS Ref	(Y_3600)	(Y_3710)	(Y_2243)	(Y_2243)	(Y_3710)	(Y_3710)	(Y_3710)
Units	ppb	ppb	ppb	ppb	ppb	ppb	ppb
Avg	-.29942	4000.9	4.6129	2.2086	80.523	.50858	2989.2
Stddev	.37005	15.1	1.1594	.3848	.205	.10486	9.8
%RSD	123.59	.37729	25.133	17.425	.25520	20.619	.32820
Check ?	Chk Pass	Chk Pass	Chk Pass	Chk Pass	Chk Pass	Chk Pass	Chk Pass
High Limit							
Low Limit							

Elem	Cd2288	Co2286	Cr2677	Cu3273	Fe2599	K_7664	Li6707
IS Ref	(Y_2243)	(In2306)	(Y_3600)	(Y_3600)	(Y_3710)	(Y_3710)	(Y_3710)
Units	ppb	ppb	ppb	ppb	ppb	ppb	ppb
Avg	-.1003	16.299	8.6181	8.7077	30819.	3399.1	15.599
Stddev	.0995	.327	.2516	.3425	46.	17.0	1.268
%RSD	99.19	2.0069	2.9193	3.9336	.14941	.49887	8.1302
Check ?	Chk Pass	Chk Pass	Chk Pass	Chk Pass	Chk Pass	Chk Pass	Chk Pass
High Limit							
Low Limit							

Elem	Mg2790	Mn2576	Mo2020	Na5895	Ni2316	Pb2203	Sb2175
IS Ref	(Y_3710)	(Y_3600)	(Y_2243)	(Y_3710)	(In2306)	(Y_2243)	(Y_2243)
Units	ppb	ppb	ppb	ppb	ppb	ppb	ppb
Avg	3268.6	640.44	-1.9803	370640.	28.000	5.4430	-2.536
Stddev	14.1	.78	.3625	1943.	.407	.7788	1.646
%RSD	.42984	.12167	18.304	.52425	1.4550	14.309	64.89
Check ?	Chk Pass	Chk Pass	Chk Pass	Chk Pass	Chk Pass	Chk Pass	Chk Pass
High Limit							
Low Limit							

PDF created with pdfFactory Pro trial version www.pdffactory.com

Sample Name: 240-67443-f-4-a Acquired: 7/26/2016 14:27:32 Type: Unk
Method: ICP I9 Method 200.7-6010(v136) Mode: CONC Corr. Factor: 1.000000
User: analyst Custom ID1: Custom ID2: Custom ID3:
Comment:

Elem	Se1960	Sn1899	Ti3372	Tl1908	V_2908	Zn2062	Si2516
IS Ref	(Y_2243)	(In2306)	(Y_3600)	(In2306)	(Y_3710)	(In2306)	(Y_3710)
Units	ppb	ppb	ppb	ppb	ppb	ppb	ppb
Avg	2.3246	.11831	87.865	2.1906	14.690	26.239	10579.
Stddev	.4335	.34227	1.831	.8888	.233	.427	30.
%RSD	18.650	289.29	2.0839	40.573	1.5880	1.6257	.28185
Check ?	Chk Pass	Chk Pass	Chk Pass	Chk Pass	Chk Pass	Chk Pass	Chk Pass
High Limit							
Low Limit							

Elem	Sr3464
IS Ref	(Y_3710)
Units	ppb
Avg	26.767
Stddev	3.747
%RSD	14.000
Check ?	Chk Pass
High Limit	
Low Limit	

Int. Std.	In2306	Y_2243	Y_3600	Y_3710
Units	Cts/S	Cts/S	Cts/S	Cts/S
Avg	5378.8	4460.1	62401.	7720.2
Stddev	10.8	11.7	32.	34.3
%RSD	.20084	.26255	.05173	.44432
Check ?	Chk Pass	Chk Pass	Chk Pass	Chk Pass
Value	92.529%	101.71%	99.813%	107.76%
Range				

PDF created with pdfFactory Pro trial version www.pdffactory.com

Sample Name: 240-67443-f-5-a Acquired: 7/26/2016 14:31:50 Type: Unk
Method: ICP I9 Method 200.7-6010(v136) Mode: CONC Corr. Factor: 1.000000
User: analyst Custom ID1: Custom ID2: Custom ID3:
Comment:

Elem	Ag3280	Al3082	As1890	B_1826	Ba4554	Be3130	Ca3179
IS Ref	(Y_3600)	(Y_3710)	(Y_2243)	(Y_2243)	(Y_3710)	(Y_3710)	(Y_3710)
Units	ppb	ppb	ppb	ppb	ppb	ppb	ppb
Avg	.28632	18.023	1.5795	56.534	60.837	-.12436	85141.
Stddev	.11212	13.385	1.8912	.866	.080	.05333	539.
%RSD	39.160	74.266	119.74	1.5318	.13172	42.879	.63324
Check ?	Chk Pass	Chk Pass	Chk Pass	Chk Pass	Chk Pass	Chk Pass	Chk Pass
High Limit							
Low Limit							

Elem	Cd2288	Co2286	Cr2677	Cu3273	Fe2599	K_7664	Li6707
IS Ref	(Y_2243)	(In2306)	(Y_3600)	(Y_3600)	(Y_3710)	(Y_3710)	(Y_3710)
Units	ppb	ppb	ppb	ppb	ppb	ppb	ppb
Avg	.0643	.28219	.93164	.54295	2630.4	3452.1	1.9827
Stddev	.0528	.11343	.19752	.24680	8.8	21.7	1.7609
%RSD	82.11	40.197	21.201	45.454	.33596	.62930	88.814
Check ?	Chk Pass	Chk Pass	Chk Pass	Chk Pass	Chk Pass	Chk Pass	Chk Pass
High Limit							
Low Limit							

Elem	Mg2790	Mn2576	Mo2020	Na5895	Ni2316	Pb2203	Sb2175
IS Ref	(Y_3710)	(Y_3600)	(Y_2243)	(Y_3710)	(In2306)	(Y_2243)	(Y_2243)
Units	ppb	ppb	ppb	ppb	ppb	ppb	ppb
Avg	17502.	721.10	-2.5159	102000.	2.4578	1.3091	-1.738
Stddev	101.	1.22	.1400	354.	.0985	.7261	1.210
%RSD	.57777	.16909	5.5656	.34667	4.0066	55.469	69.63
Check ?	Chk Pass	Chk Pass	Chk Pass	Chk Pass	Chk Pass	Chk Pass	Chk Pass
High Limit							
Low Limit							

PDF created with pdfFactory Pro trial version www.pdffactory.com

Sample Name: 240-67443-f-5-a Acquired: 7/26/2016 14:31:50 Type: Unk
Method: ICP I9 Method 200.7-6010(v136) Mode: CONC Corr. Factor: 1.000000
User: analyst Custom ID1: Custom ID2: Custom ID3:
Comment:

Elem	Se1960	Sn1899	Ti3372	Tl1908	V_2908	Zn2062	Si2516
IS Ref	(Y_2243)	(In2306)	(Y_3600)	(In2306)	(Y_3710)	(In2306)	(Y_3710)
Units	ppb	ppb	ppb	ppb	ppb	ppb	ppb
Avg	1.3409	-.53357	-.54753	4.5477	.96025	6.1652	5648.0
Stddev	1.5649	.22757	.17695	.3799	1.2825	.0789	61.0
%RSD	116.71	42.650	32.319	8.3526	133.56	1.2805	1.0808
Check ?	Chk Pass	Chk Pass	Chk Pass	Chk Pass	Chk Pass	Chk Pass	Chk Pass
High Limit							
Low Limit							

Elem	Sr3464
IS Ref	(Y_3710)
Units	ppb
Avg	240.99
Stddev	1.52
%RSD	.63123
Check ?	Chk Pass
High Limit	
Low Limit	

Int. Std.	In2306	Y_2243	Y_3600	Y_3710
Units	Cts/S	Cts/S	Cts/S	Cts/S
Avg	5625.3	4458.0	64005.	7598.1
Stddev	8.0	3.7	43.	50.2
%RSD	.14281	.08359	.06716	.66107
Check ?	Chk Pass	Chk Pass	Chk Pass	Chk Pass
Value	96.769%	101.66%	102.38%	106.06%
Range				

PDF created with pdfFactory Pro trial version www.pdffactory.com

Sample Name: 180-56569-a-1-b Acquired: 7/26/2016 14:35:58 Type: Unk
Method: ICP I9 Method 200.7-6010(v136) Mode: CONC Corr. Factor: 1.000000
User: analyst Custom ID1: Custom ID2: Custom ID3:
Comment:

Elem	Ag3280	Al3082	As1890	B_1826	Ba4554	Be3130
IS Ref	(Y_3600)	(Y_3710)	(Y_2243)	(Y_2243)	(Y_3710)	(Y_3710)
Units	ppb	ppb	ppb	ppb	ppb	ppb
Avg	1.2027	43.921	11.188	506.17	747.33	.01264
Stddev	.3143	13.328	2.370	10.30	.87	.10922
%RSD	26.132	30.346	21.185	2.0342	.11696	863.89
Check ?	Chk Pass	Chk Pass	Chk Pass	Chk Pass	Chk Pass	Chk Pass
High Limit						
Low Limit						

Elem	Ca3179	Cd2288	Co2286	Cr2677	Cu3273	Fe2599
IS Ref	(Y_3710)	(Y_2243)	(In2306)	(Y_3600)	(Y_3600)	(Y_3710)
Units	ppb	ppb	ppb	ppb	ppb	ppb
Avg	698050.	.5047	9.3056	3.6480	3.4266	272.64
Stddev	1700.	.2076	.4646	.2978	.2238	.21
%RSD	.24357	41.13	4.9927	8.1625	6.5302	.07559
Check ?	Chk Pass	Chk Pass	Chk Pass	Chk Pass	Chk Pass	Chk Pass
High Limit						
Low Limit						

Elem	K_7664	Li6707	Mg2790	Mn2576	Mo2020	Na5895
IS Ref	(Y_3710)	(Y_3710)	(Y_3710)	(Y_3600)	(Y_2243)	(Y_3710)
Units	ppb	ppb	ppb	ppb	ppb	ppb
Avg	5571.5	26.605	30347.	9309.1	73.580	F 1112600.
Stddev	13.5	.915	98.	41.0	1.850	1884.
%RSD	.24160	3.4381	.32255	.44036	2.5139	.16930
Check ?	Chk Pass	Chk Pass	Chk Pass	Chk Pass	Chk Pass	Chk Fail
High Limit						500000.
Low Limit						-500000.

PDF created with pdfFactory Pro trial version www.pdffactory.com

Sample Name: 180-56569-a-1-b Acquired: 7/26/2016 14:35:58 Type: Unk
Method: ICP I9 Method 200.7-6010(v136) Mode: CONC Corr. Factor: 1.000000
User: analyst Custom ID1: Custom ID2: Custom ID3:
Comment:

Elem	Ni2316	Pb2203	Sb2175	Se1960	Sn1899	Ti3372
IS Ref	(In2306)	(Y_2243)	(Y_2243)	(Y_2243)	(In2306)	(Y_3600)
Units	ppb	ppb	ppb	ppb	ppb	ppb
Avg	131.24	7.8421	156.7	6.8019	3.2910	-1.7381
Stddev	3.41	1.7191	6.2	2.7113	.4149	.1207
%RSD	2.5945	21.921	3.952	39.861	12.607	6.9422
Check ?	Chk Pass	Chk Pass	Chk Pass	Chk Pass	Chk Pass	Chk Pass
High Limit						
Low Limit						

Elem	Tl1908	V_2908	Zn2062	Si2516	Sr3464
IS Ref	(In2306)	(Y_3710)	(In2306)	(Y_3710)	(Y_3710)
Units	ppb	ppb	ppb	ppb	ppb
Avg	31.990	.29891	60.530	13616.	763.03
Stddev	.318	2.0184	1.406	219.	8.90
%RSD	.99273	675.27	2.3220	1.6078	1.1662
Check ?	Chk Pass	Chk Pass	Chk Pass	Chk Pass	Chk Pass
High Limit					
Low Limit					

Int. Std.	In2306	Y_2243	Y_3600	Y_3710
Units	Cts/S	Cts/S	Cts/S	Cts/S
Avg	4536.2	3910.3	55337.	7256.4
Stddev	6.0	1.7	101.	22.6
%RSD	.13273	.04375	.18196	.31086
Check ?	Chk Pass	Chk Pass	Chk Pass	Chk Pass
Value	78.034%	89.174%	88.514%	101.29%
Range				

PDF created with pdfFactory Pro trial version www.pdffactory.com

Sample Name: mb 240-239145/1-a Acquired: 7/26/2016 14:40:28 Type: QC
Method: ICP I9 Method 200.7-6010(v136) Mode: CONC Corr. Factor: 1.000000
User: analyst Custom ID1: Custom ID2: Custom ID3:
Comment:

Elem	Ag3280	Al3082	As1890	B_1826	Ba4554	Be3130	Ca3179	Cd2288
IS Ref	(Y_3600)	(Y_3710)	(Y_2243)	(Y_2243)	(Y_3710)	(Y_3710)	(Y_3710)	(Y_2243)
Units	ppb	ppb	ppb	ppb	ppb	ppb	ppb	ppb
Avg	.13838	16.703	-.39805	-10.175	.55574	-.12126	206.53	.0317
Stddev	.33298	7.842	1.3123	.132	.09740	.10547	12.22	.1823
%RSD	240.62	46.950	329.69	1.2981	17.527	86.975	5.9172	574.3
Check ?	Chk Pass	Chk Pass	Chk Pass	Chk Pass	Chk Pass	Chk Pass	Chk Pass	Chk Pass
High Limit								
Low Limit								

Elem	Co2286	Cr2677	Cu3273	Fe2599	K_7664	Li6707	Mg2790	Mn2576
IS Ref	(In2306)	(Y_3600)	(Y_3600)	(Y_3710)	(Y_3710)	(Y_3710)	(Y_3710)	(Y_3600)
Units	ppb	ppb	ppb	ppb	ppb	ppb	ppb	ppb
Avg	-.17897	-.00653	2.8227	18.632	50.586	-2.6850	33.184	.73082
Stddev	.13764	.33180	.6574	2.570	17.623	1.3663	10.265	.05195
%RSD	76.905	5082.7	23.289	13.791	34.837	50.888	30.935	7.1080
Check ?	Chk Pass	Chk Pass	Chk Pass	Chk Pass	Chk Pass	Chk Pass	Chk Pass	Chk Pass
High Limit								
Low Limit								

Elem	Mo2020	Na5895	Ni2316	Pb2203	Sb2175	Se1960	Sn1899	Ti3372
IS Ref	(Y_2243)	(Y_3710)	(In2306)	(Y_2243)	(Y_2243)	(Y_2243)	(In2306)	(Y_3600)
Units	ppb	ppb	ppb	ppb	ppb	ppb	ppb	ppb
Avg	-2.7697	728.53	1.2224	-.57940	.4087	-.10522	-.63463	-1.0059
Stddev	.0943	55.50	.2894	.57252	2.218	1.9019	.64250	.1194
%RSD	3.4038	7.6177	23.670	98.811	542.7	1807.5	101.24	11.874
Check ?	Chk Pass	Chk Pass	Chk Pass	Chk Pass	Chk Pass	Chk Pass	Chk Pass	Chk Pass
High Limit								
Low Limit								

PDF created with pdfFactory Pro trial version www.pdffactory.com

Sample Name: mb 240-239145/1-a Acquired: 7/26/2016 14:40:28 Type: QC
Method: ICP I9 Method 200.7-6010(v136) Mode: CONC Corr. Factor: 1.000000
User: analyst Custom ID1: Custom ID2: Custom ID3:
Comment:

Elem	Tl1908	V_2908	Zn2062	Si2516	Sr3464
IS Ref	(In2306)	(Y_3710)	(In2306)	(Y_3710)	(Y_3710)
Units	ppb	ppb	ppb	ppb	ppb
Avg	-.64630	-2.4761	1.1863	133.14	5.4777
Stddev	.58600	2.6566	.0567	3.24	2.8780
%RSD	90.670	107.29	4.7760	2.4350	52.540
Check ?	Chk Pass	Chk Pass	Chk Pass	Chk Pass	Chk Pass
High Limit					
Low Limit					

Int. Std.	In2306	Y_2243	Y_3600	Y_3710
Units	Cts/S	Cts/S	Cts/S	Cts/S
Avg	6208.2	4664.0	67931.	7592.0
Stddev	3.6	1.6	255.	16.5
%RSD	.05831	.03463	.37512	.21677

PDF created with pdfFactory Pro trial version www.pdffactory.com

Sample Name: lcs 240-239145/2-a Acquired: 7/26/2016 14:44:39 Type: QC
Method: ICP I9 Method 200.7-6010(v136) Mode: CONC Corr. Factor: 1.000000
User: analyst Custom ID1: Custom ID2: Custom ID3:
Comment:

Elem	Ag3280	Al3082	As1890	B_1826	Ba4554	Be3130	Ca3179	Cd2288
IS Ref	(Y_3600)	(Y_3710)	(Y_2243)	(Y_2243)	(Y_3710)	(Y_3710)	(Y_3710)	(Y_2243)
Units	ppb	ppb	ppb	ppb	ppb	ppb	ppb	ppb
Avg	54.096	2056.6	2159.8	1101.9	2068.5	54.492	52119.	53.14
Stddev	.032	24.0	8.7	2.5	4.1	.072	254.	.35
%RSD	.05982	1.1679	.40118	.22448	.19992	.13148	.48734	.6672
Check ?	Chk Pass	Chk Pass	Chk Pass	Chk Pass	Chk Pass	Chk Pass	Chk Pass	Chk Pass
Value								
Range								

Elem	Co2286	Cr2677	Cu3273	Fe2599	K_7664	Li6707	Mg2790	Mn2576
IS Ref	(In2306)	(Y_3600)	(Y_3600)	(Y_3710)	(Y_3710)	(Y_3710)	(Y_3710)	(Y_3600)
Units	ppb	ppb	ppb	ppb	ppb	ppb	ppb	ppb
Avg	508.45	200.54	267.82	1029.3	51805.	1031.4	49707.	491.95
Stddev	1.80	.58	.37	4.5	229.	4.9	227.	.98
%RSD	.35456	.29045	.13885	.43755	.44220	.47966	.45658	.19877
Check ?	Chk Pass	Chk Pass	Chk Pass	Chk Pass	Chk Pass	Chk Pass	Chk Pass	Chk Pass
Value								
Range								

Elem	Mo2020	Na5895	Ni2316	Pb2203	Sb2175	Se1960	Sn1899	Ti3372
IS Ref	(Y_2243)	(Y_3710)	(In2306)	(Y_2243)	(Y_2243)	(Y_2243)	(In2306)	(Y_3600)
Units	ppb	ppb	ppb	ppb	ppb	ppb	ppb	ppb
Avg	1006.3	52715.	525.16	499.28	550.8	2214.9	2082.2	1041.8
Stddev	3.7	191.	2.37	1.20	.9	9.8	10.6	.8
%RSD	.36313	.36190	.45171	.24032	.1666	.44145	.51130	.07586
Check ?	Chk Pass	Chk Pass	Chk Pass	Chk Pass	Chk Pass	Chk Pass	Chk Pass	Chk Pass
Value								
Range								

PDF created with pdfFactory Pro trial version www.pdffactory.com

Sample Name: lcs 240-239145/2-a Acquired: 7/26/2016 14:44:39 Type: QC
Method: ICP I9 Method 200.7-6010(v136) Mode: CONC Corr. Factor: 1.000000
User: analyst Custom ID1: Custom ID2: Custom ID3:
Comment:

Elem	Tl1908	V_2908	Zn2062	Si2516	Sr3464
IS Ref	(In2306)	(Y_3710)	(In2306)	(Y_3710)	(Y_3710)
Units	ppb	ppb	ppb	ppb	ppb
Avg	2017.5	520.70	529.58	1185.6	1048.2
Stddev	12.7	6.08	2.06	3.7	3.5
%RSD	.62738	1.1676	.38937	.30809	.33687
Check ?	Chk Pass	Chk Pass	Chk Pass	Chk Pass	Chk Pass
Value					
Range					

Int. Std.	In2306	Y_2243	Y_3600	Y_3710
Units	Cts/S	Cts/S	Cts/S	Cts/S
Avg	5559.1	4437.0	63695.	7488.3
Stddev	4.3	6.5	168.	26.7
%RSD	.07663	.14561	.26439	.35639

PDF created with pdfFactory Pro trial version www.pdffactory.com

Sample Name: CCV-2609127 Acquired: 7/26/2016 14:48:26 Type: QC
Method: ICP I9 Method 200.7-6010(v136) Mode: CONC Corr. Factor: 1.000000
User: analyst Custom ID1: Custom ID2: Custom ID3:
Comment:

Elem	Ag3280	Al3082	As1890	B_1826	Ba4554	Be3130	Ca3179	Cd2288
IS Ref	(Y_3600)	(Y_3710)	(Y_2243)	(Y_2243)	(Y_3710)	(Y_3710)	(Y_3710)	(Y_2243)
Units	ppb	ppb	ppb	ppb	ppb	ppb	ppb	ppb
Avg	1023.5	24091.	502.02	5222.5	1993.1	2055.4	50991.	508.9
Stddev	1.5	183.	3.22	8.6	1.3	5.0	265.	1.4
%RSD	.14576	.75943	.64139	.16465	.06595	.24095	.51989	.2818
Check ?	Chk Pass	Chk Pass	Chk Pass	Chk Pass	Chk Pass	Chk Pass	Chk Pass	Chk Pass
Value								
Range								

Elem	Co2286	Cr2677	Cu3273	Fe2599	K_7664	Li6707	Mg2790	Mn2576
IS Ref	(In2306)	(Y_3600)	(Y_3600)	(Y_3710)	(Y_3710)	(Y_3710)	(Y_3710)	(Y_3600)
Units	ppb	ppb	ppb	ppb	ppb	ppb	ppb	ppb
Avg	1976.2	1901.0	1976.6	23939.	49962.	4970.3	47483.	1862.1
Stddev	4.6	2.2	4.9	72.	191.	16.3	193.	4.2
%RSD	.23263	.11532	.24600	.30239	.38244	.32732	.40611	.22368
Check ?	Chk Pass	Chk Pass	Chk Pass	Chk Pass	Chk Pass	Chk Pass	Chk Pass	Chk Pass
Value								
Range								

Elem	Mo2020	Na5895	Ni2316	Pb2203	Sb2175	Se1960	Sn1899	Ti3372
IS Ref	(Y_2243)	(Y_3710)	(In2306)	(Y_2243)	(Y_2243)	(Y_2243)	(In2306)	(Y_3600)
Units	ppb	ppb	ppb	ppb	ppb	ppb	ppb	ppb
Avg	1967.3	50855.	2000.6	478.79	524.0	516.21	5080.0	4919.3
Stddev	8.1	74.	4.4	1.39	3.0	1.03	9.4	5.9
%RSD	.41360	.14482	.21845	.28935	.5749	.19867	.18408	.11996
Check ?	Chk Pass	Chk Pass	Chk Pass	Chk Pass	Chk Pass	Chk Pass	Chk Pass	Chk Pass
Value								
Range								

PDF created with pdfFactory Pro trial version www.pdffactory.com

Sample Name: CCV-2609127 Acquired: 7/26/2016 14:48:26 Type: QC
Method: ICP I9 Method 200.7-6010(v136) Mode: CONC Corr. Factor: 1.000000
User: analyst Custom ID1: Custom ID2: Custom ID3:
Comment:

Elem	Tl1908	V_2908	Zn2062	Si2516	Sr3464
IS Ref	(In2306)	(Y_3710)	(In2306)	(Y_3710)	(Y_3710)
Units	ppb	ppb	ppb	ppb	ppb
Avg	988.25	1968.7	2025.2	4832.0	5041.7
Stddev	2.61	5.2	4.0	30.0	13.3
%RSD	.26394	.26326	.19581	.62024	.26408
Check ?	Chk Pass	Chk Pass	Chk Pass	Chk Pass	Chk Pass
Value					
Range					

Int. Std.	In2306	Y_2243	Y_3600	Y_3710
Units	Cts/S	Cts/S	Cts/S	Cts/S
Avg	5426.8	4415.9	62777.	7359.9
Stddev	2.7	7.2	86.	54.0
%RSD	.04944	.16219	.13737	.73410

PDF created with pdfFactory Pro trial version www.pdffactory.com

Sample Name: CCB Acquired: 7/26/2016 14:52:21 Type: QC
Method: ICP I9 Method 200.7-6010(v136) Mode: CONC Corr. Factor: 1.000000
User: analyst Custom ID1: Custom ID2: Custom ID3:
Comment:

Elem	Ag3280	Al3082	As1890	B_1826	Ba4554	Be3130	Ca3179	Cd2288
IS Ref	(Y_3600)	(Y_3710)	(Y_2243)	(Y_2243)	(Y_3710)	(Y_3710)	(Y_3710)	(Y_2243)
Units	ppb	ppb	ppb	ppb	ppb	ppb	ppb	ppb
Avg	.29083	-10.578	-.60587	-4.3972	-.08973	.04857	4.4815	-.0456
Stddev	.40737	5.377	.92900	.6996	.26095	.07004	2.7933	.0932
%RSD	140.07	50.837	153.33	15.910	290.81	144.21	62.330	204.4
Check ?	Chk Pass	Chk Pass	Chk Pass	Chk Pass	Chk Pass	Chk Pass	Chk Pass	Chk Pass
High Limit								
Low Limit								

Elem	Co2286	Cr2677	Cu3273	Fe2599	K_7664	Li6707	Mg2790	Mn2576
IS Ref	(In2306)	(Y_3600)	(Y_3600)	(Y_3710)	(Y_3710)	(Y_3710)	(Y_3710)	(Y_3600)
Units	ppb	ppb	ppb	ppb	ppb	ppb	ppb	ppb
Avg	-.20027	.19622	.94541	1.8192	41.224	-1.0101	-.10663	.01492
Stddev	.05477	.12988	.61398	.5661	26.757	.7796	18.319	.05817
%RSD	27.347	66.192	64.943	31.120	64.907	77.180	17181.	389.77
Check ?	Chk Pass	Chk Pass	Chk Pass	Chk Pass	Chk Pass	Chk Pass	Chk Pass	Chk Pass
High Limit								
Low Limit								

Elem	Mo2020	Na5895	Ni2316	Pb2203	Sb2175	Se1960	Sn1899	Ti3372
IS Ref	(Y_2243)	(Y_3710)	(In2306)	(Y_2243)	(Y_2243)	(Y_2243)	(In2306)	(Y_3600)
Units	ppb	ppb	ppb	ppb	ppb	ppb	ppb	ppb
Avg	1.5809	214.15	.16136	-.26035	.2798	.85558	-.23986	.72446
Stddev	.0199	4.98	.27916	1.3509	.8932	.63569	.16787	.09722
%RSD	1.2606	2.3249	173.01	518.87	319.3	74.299	69.985	13.420
Check ?	Chk Pass	Chk Pass	Chk Pass	Chk Pass	Chk Pass	Chk Pass	Chk Pass	Chk Pass
High Limit								
Low Limit								

PDF created with pdfFactory Pro trial version www.pdffactory.com

Sample Name: CCB Acquired: 7/26/2016 14:52:21 Type: QC
Method: ICP I9 Method 200.7-6010(v136) Mode: CONC Corr. Factor: 1.000000
User: analyst Custom ID1: Custom ID2: Custom ID3:
Comment:

Elem	Tl1908	V_2908	Zn2062	Si2516	Sr3464
IS Ref	(In2306)	(Y_3710)	(In2306)	(Y_3710)	(Y_3710)
Units	ppb	ppb	ppb	ppb	ppb
Avg	.43887	1.3128	.26341	-8.5768	.19090
Stddev	.46162	1.3550	.11991	3.9261	5.3966
%RSD	105.18	103.22	45.522	45.775	2827.0
Check ?	Chk Pass	Chk Pass	Chk Pass	Chk Pass	Chk Pass
High Limit					
Low Limit					

Int. Std.	In2306	Y_2243	Y_3600	Y_3710
Units	Cts/S	Cts/S	Cts/S	Cts/S
Avg	6118.1	4600.7	66669.	7363.0
Stddev	12.9	9.4	135.	45.6
%RSD	.21077	.20523	.20242	.61964

PDF created with pdfFactory Pro trial version www.pdffactory.com

Sample Name: 240-67328-j-2-a Acquired: 7/26/2016 14:56:34 Type: Unk
Method: ICP I9 Method 200.7-6010(v136) Mode: CONC Corr. Factor: 1.000000
User: analyst Custom ID1: Custom ID2: Custom ID3:
Comment:

Elem	Ag3280	Al3082	As1890	B_1826	Ba4554	Be3130	Ca3179	Cd2288
IS Ref	(Y_3600)	(Y_3710)	(Y_2243)	(Y_2243)	(Y_3710)	(Y_3710)	(Y_3710)	(Y_2243)
Units	ppb	ppb	ppb	ppb	ppb	ppb	ppb	ppb
Avg	.13133	217.55	-1.1012	12.427	57.334	.00052	2249.5	.0561
Stddev	.42812	4.28	.5165	.148	.189	.03791	28.2	.0299
%RSD	325.98	1.9670	46.905	1.1885	.32959	7329.1	1.2549	53.25
Check ?	Chk Pass	Chk Pass	Chk Pass	Chk Pass	Chk Pass	Chk Pass	Chk Pass	Chk Pass
High Limit								
Low Limit								

Elem	Co2286	Cr2677	Cu3273	Fe2599	K_7664	Li6707	Mg2790	Mn2576
IS Ref	(In2306)	(Y_3600)	(Y_3600)	(Y_3710)	(Y_3710)	(Y_3710)	(Y_3710)	(Y_3600)
Units	ppb	ppb	ppb	ppb	ppb	ppb	ppb	ppb
Avg	4.3690	.85036	.83683	11784.	5330.2	35.606	3177.5	954.44
Stddev	.2286	.25782	.38343	22.	34.4	.789	38.5	1.04
%RSD	5.2319	30.318	45.819	.19090	.64530	2.2157	1.2118	.10858
Check ?	Chk Pass	Chk Pass	Chk Pass	Chk Pass	Chk Pass	Chk Pass	Chk Pass	Chk Pass
High Limit								
Low Limit								

Elem	Mo2020	Na5895	Ni2316	Pb2203	Sb2175	Se1960	Sn1899	Ti3372
IS Ref	(Y_2243)	(Y_3710)	(In2306)	(Y_2243)	(Y_2243)	(Y_2243)	(In2306)	(Y_3600)
Units	ppb	ppb	ppb	ppb	ppb	ppb	ppb	ppb
Avg	-2.0679	6910.1	8.3409	.22477	-.8099	1.5900	-.94615	2.2850
Stddev	.2937	36.5	.0829	1.4679	1.447	.5161	.26346	.0906
%RSD	14.203	.52863	.99376	653.08	178.6	32.456	27.845	3.9657
Check ?	Chk Pass	Chk Pass	Chk Pass	Chk Pass	Chk Pass	Chk Pass	Chk Pass	Chk Pass
High Limit								
Low Limit								

PDF created with pdfFactory Pro trial version www.pdffactory.com

Sample Name: 240-67328-j-2-a Acquired: 7/26/2016 14:56:34 Type: Unk
Method: ICP I9 Method 200.7-6010(v136) Mode: CONC Corr. Factor: 1.000000
User: analyst Custom ID1: Custom ID2: Custom ID3:
Comment:

Elem	Tl1908	V_2908	Zn2062	Si2516	Sr3464
IS Ref	(In2306)	(Y_3710)	(In2306)	(Y_3710)	(Y_3710)
Units	ppb	ppb	ppb	ppb	ppb
Avg	3.4580	.29845	4.2543	3843.2	17.340
Stddev	.5323	1.4251	.0887	66.4	.447
%RSD	15.393	477.52	2.0859	1.7274	2.5756
Check ?	Chk Pass	Chk Pass	Chk Pass	Chk Pass	Chk Pass
High Limit					
Low Limit					

Int. Std.	In2306	Y_2243	Y_3600	Y_3710
Units	Cts/S	Cts/S	Cts/S	Cts/S
Avg	6096.2	4627.4	66964.	7581.7
Stddev	9.3	5.9	64.	51.3
%RSD	.15320	.12772	.09629	.67599
Check ?	Chk Pass	Chk Pass	Chk Pass	Chk Pass
Value	104.87%	105.53%	107.11%	105.83%
Range				

PDF created with pdfFactory Pro trial version www.pdffactory.com

Sample Name: mb 240-239664/1-a Acquired: 7/26/2016 15:00:44 Type: QC
Method: ICP I9 Method 200.7-6010(v136) Mode: CONC Corr. Factor: 1.000000
User: analyst Custom ID1: Custom ID2: Custom ID3:
Comment:

Elem	Ag3280	Al3082	As1890	B_1826	Ba4554	Be3130	Ca3179	Cd2288
IS Ref	(Y_3600)	(Y_3710)	(Y_2243)	(Y_2243)	(Y_3710)	(Y_3710)	(Y_3710)	(Y_2243)
Units	ppb	ppb	ppb	ppb	ppb	ppb	ppb	ppb
Avg	-.06773	1.2259	.39196	-8.2037	.50304	-.11516	169.37	.1609
Stddev	.21050	13.179	1.1123	.3771	.18125	.12057	1.85	.0906
%RSD	310.80	1075.0	283.77	4.5972	36.031	104.70	1.0907	56.35
Check ?	Chk Pass	Chk Pass	Chk Pass	Chk Pass	Chk Pass	Chk Pass	Chk Pass	Chk Pass
High Limit								
Low Limit								

Elem	Co2286	Cr2677	Cu3273	Fe2599	K_7664	Li6707	Mg2790	Mn2576
IS Ref	(In2306)	(Y_3600)	(Y_3600)	(Y_3710)	(Y_3710)	(Y_3710)	(Y_3710)	(Y_3600)
Units	ppb	ppb	ppb	ppb	ppb	ppb	ppb	ppb
Avg	-.26773	1.0846	2.6771	15.687	30.287	-1.9136	68.897	1.0101
Stddev	.24626	.2026	.4591	1.419	24.059	.6564	13.305	.0098
%RSD	91.981	18.683	17.148	9.0454	79.435	34.300	19.311	.97317
Check ?	Chk Pass	Chk Pass	Chk Pass	Chk Pass	Chk Pass	Chk Pass	Chk Pass	Chk Pass
High Limit								
Low Limit								

Elem	Mo2020	Na5895	Ni2316	Pb2203	Sb2175	Se1960	Sn1899	Ti3372
IS Ref	(Y_2243)	(Y_3710)	(In2306)	(Y_2243)	(Y_2243)	(Y_2243)	(In2306)	(Y_3600)
Units	ppb	ppb	ppb	ppb	ppb	ppb	ppb	ppb
Avg	-2.2712	221.58	1.4265	.58543	-.2702	1.3483	29.800	-.68379
Stddev	.1146	3.94	.5312	1.1830	1.727	1.4069	.835	.02963
%RSD	5.0459	1.7787	37.234	202.08	639.2	104.35	2.8023	4.3326
Check ?	Chk Pass	Chk Pass	Chk Pass	Chk Pass	Chk Pass	Chk Pass	Chk Pass	Chk Pass
High Limit								
Low Limit								

PDF created with pdfFactory Pro trial version www.pdffactory.com

Sample Name: mb 240-239664/1-a Acquired: 7/26/2016 15:00:44 Type: QC
Method: ICP I9 Method 200.7-6010(v136) Mode: CONC Corr. Factor: 1.000000
User: analyst Custom ID1: Custom ID2: Custom ID3:
Comment:

Elem	Tl1908	V_2908	Zn2062	Si2516	Sr3464
IS Ref	(In2306)	(Y_3710)	(In2306)	(Y_3710)	(Y_3710)
Units	ppb	ppb	ppb	ppb	ppb
Avg	-1.1437	1.6363	3.4241	69.309	.47402
Stddev	.3875	1.5722	.0476	8.373	1.2794
%RSD	33.877	96.082	1.3886	12.081	269.91
Check ?	Chk Pass	Chk Pass	Chk Pass	Chk Pass	Chk Pass
High Limit					
Low Limit					

Int. Std.	In2306	Y_2243	Y_3600	Y_3710
Units	Cts/S	Cts/S	Cts/S	Cts/S
Avg	6066.1	4592.7	66769.	7395.8
Stddev	1.8	4.1	119.	16.5
%RSD	.03008	.09012	.17889	.22305

PDF created with pdfFactory Pro trial version www.pdffactory.com

Sample Name: lcs 240-239664/2-a Acquired: 7/26/2016 15:04:56 Type: QC
Method: ICP I9 Method 200.7-6010(v136) Mode: CONC Corr. Factor: 1.000000
User: analyst Custom ID1: Custom ID2: Custom ID3:
Comment:

Elem	Ag3280	Al3082	As1890	B_1826	Ba4554	Be3130	Ca3179	Cd2288
IS Ref	(Y_3600)	(Y_3710)	(Y_2243)	(Y_2243)	(Y_3710)	(Y_3710)	(Y_3710)	(Y_2243)
Units	ppb	ppb	ppb	ppb	ppb	ppb	ppb	ppb
Avg	47.784	1868.0	1889.9	956.94	1877.7	49.241	47522.	46.50
Stddev	.091	23.3	11.1	5.14	1.6	.275	257.	.47
%RSD	.19123	1.2479	.58603	.53725	.08597	.55928	.54058	1.022
Check ?	Chk Pass	Chk Pass	Chk Pass	Chk Pass	Chk Pass	Chk Pass	Chk Pass	Chk Pass
Value								
Range								

Elem	Co2286	Cr2677	Cu3273	Fe2599	K_7664	Li6707	Mg2790	Mn2576
IS Ref	(In2306)	(Y_3600)	(Y_3600)	(Y_3710)	(Y_3710)	(Y_3710)	(Y_3710)	(Y_3600)
Units	ppb	ppb	ppb	ppb	ppb	ppb	ppb	ppb
Avg	456.09	182.96	238.51	930.80	46561.	936.32	45200.	447.35
Stddev	3.10	.60	1.26	4.88	174.	4.00	215.	.53
%RSD	.67908	.32829	.52828	.52409	.37366	.42715	.47488	.11832
Check ?	Chk Pass	Chk Pass	Chk Pass	Chk Pass	Chk Pass	Chk Pass	Chk Pass	Chk Pass
Value								
Range								

Elem	Mo2020	Na5895	Ni2316	Pb2203	Sb2175	Se1960	Sn1899	Ti3372
IS Ref	(Y_2243)	(Y_3710)	(In2306)	(Y_2243)	(Y_2243)	(Y_2243)	(In2306)	(Y_3600)
Units	ppb	ppb	ppb	ppb	ppb	ppb	ppb	ppb
Avg	923.70	47813.	470.98	446.81	478.0	1896.9	1890.6	950.17
Stddev	9.08	117.	3.60	4.57	3.5	12.5	16.9	1.49
%RSD	.98338	.24534	.76473	1.0234	.7232	.65640	.89500	.15734
Check ?	Chk Pass	Chk Pass	Chk Pass	Chk Pass	Chk Pass	Chk Pass	Chk Pass	Chk Pass
Value								
Range								

PDF created with pdfFactory Pro trial version www.pdffactory.com

Sample Name: lcs 240-239664/2-a Acquired: 7/26/2016 15:04:56 Type: QC
Method: ICP I9 Method 200.7-6010(v136) Mode: CONC Corr. Factor: 1.000000
User: analyst Custom ID1: Custom ID2: Custom ID3:
Comment:

Elem	Tl1908	V_2908	Zn2062	Si2516	Sr3464
IS Ref	(In2306)	(Y_3710)	(In2306)	(Y_3710)	(Y_3710)
Units	ppb	ppb	ppb	ppb	ppb
Avg	1788.4	472.49	476.96	1002.1	958.87
Stddev	12.9	5.04	3.57	8.0	5.24
%RSD	.72315	1.0677	.74785	.79428	.54683
Check ?	Chk Pass	Chk Pass	Chk Pass	Chk Pass	Chk Pass
Value					
Range					

Int. Std.	In2306	Y_2243	Y_3600	Y_3710
Units	Cts/S	Cts/S	Cts/S	Cts/S
Avg	5478.9	4367.1	62383.	7266.8
Stddev	7.2	4.9	6.	18.0
%RSD	.13115	.11318	.00907	.24818

PDF created with pdfFactory Pro trial version www.pdffactory.com

Sample Name: 240-67505-f-2-e Acquired: 7/26/2016 15:08:42 Type: Unk
Method: ICP I9 Method 200.7-6010(v136) Mode: CONC Corr. Factor: 1.000000
User: analyst Custom ID1: Custom ID2: Custom ID3:
Comment:

Elem	Ag3280	Al3082	As1890	B_1826	Ba4554	Be3130
IS Ref	(Y_3600)	(Y_3710)	(Y_2243)	(Y_2243)	(Y_3710)	(Y_3710)
Units	ppb	ppb	ppb	ppb	ppb	ppb
Avg	4.5055	237330.	32.751	757.71	2500.1	39.987
Stddev	.2669	283.	1.938	1.07	1.0	.070
%RSD	5.9243	.11906	5.9189	.14057	.03823	.17615
Check ?	Chk Pass	Chk Pass	Chk Pass	Chk Pass	Chk Pass	Chk Pass
High Limit						
Low Limit						

Elem	Ca3179	Cd2288	Co2286	Cr2677	Cu3273	Fe2599
IS Ref	(Y_3710)	(Y_2243)	(In2306)	(Y_3600)	(Y_3600)	(Y_3710)
Units	ppb	ppb	ppb	ppb	ppb	ppb
Avg	F 1203000.	1.068	36.283	109.86	61.853	54213.
Stddev	2034.	.179	.476	.58	.557	26.
%RSD	.16905	16.82	1.3121	.53069	.90078	.04794
Check ?	Chk Fail	Chk Pass	Chk Pass	Chk Pass	Chk Pass	Chk Pass
High Limit	800000.					
Low Limit	-500000.					

Elem	K_7664	Li6707	Mg2790	Mn2576	Mo2020	Na5895
IS Ref	(Y_3710)	(Y_3710)	(Y_3710)	(Y_3600)	(Y_2243)	(Y_3710)
Units	ppb	ppb	ppb	ppb	ppb	ppb
Avg	13376.	298.25	224960.	F 26239.	2.9252	11498.
Stddev	32.	1.37	374.	115.	.2560	11.
%RSD	.24137	.45876	.16609	.43640	8.7513	.09135
Check ?	Chk Pass	Chk Pass	Chk Pass	Chk Fail	Chk Pass	Chk Pass
High Limit				15000.		
Low Limit				-500000.		

PDF created with pdfFactory Pro trial version www.pdffactory.com

Sample Name: 240-67505-f-2-e Acquired: 7/26/2016 15:08:42 Type: Unk
Method: ICP I9 Method 200.7-6010(v136) Mode: CONC Corr. Factor: 1.000000
User: analyst Custom ID1: Custom ID2: Custom ID3:
Comment:

Elem	Ni2316	Pb2203	Sb2175	Se1960	Sn1899	Ti3372
IS Ref	(In2306)	(Y_2243)	(Y_2243)	(Y_2243)	(In2306)	(Y_3600)
Units	ppb	ppb	ppb	ppb	ppb	ppb
Avg	100.46	36.862	-4.826	22.083	30.024	5184.3
Stddev	.91	.525	1.524	1.445	.403	17.1
%RSD	.90423	1.4255	31.58	6.5443	1.3425	.32969
Check ?	Chk Pass	Chk Pass	Chk Pass	Chk Pass	Chk Pass	Chk Pass
High Limit						
Low Limit						

Elem	Tl1908	V_2908	Zn2062	Si2516	Sr3464
IS Ref	(In2306)	(Y_3710)	(In2306)	(Y_3710)	(Y_3710)
Units	ppb	ppb	ppb	ppb	ppb
Avg	115.54	75.455	160.07	1511.0	1935.2
Stddev	.29	2.612	1.84	12.2	3.4
%RSD	.25354	3.4618	1.1509	.80941	.17720
Check ?	Chk Pass	Chk Pass	Chk Pass	Chk Pass	Chk Pass
High Limit					
Low Limit					

Int. Std.	In2306	Y_2243	Y_3600	Y_3710
Units	Cts/S	Cts/S	Cts/S	Cts/S
Avg	4427.9	5312.7	74595.	9554.3
Stddev	5.9	12.8	50.	31.1
%RSD	.13270	.24026	.06701	.32582
Check ?	Chk Pass	Chk Pass	Chk Pass	Chk Pass
Value	76.171%	121.15%	119.32%	133.37%
Range				

PDF created with pdfFactory Pro trial version www.pdffactory.com

Sample Name: SD 240-67505-f-2-e@5 Acquired: 7/26/2016 15:13:01 Type: Unk
Method: ICP I9 Method 200.7-6010(v136) Mode: CONC Corr. Factor: 1.000000
User: analyst Custom ID1: Custom ID2: Custom ID3:
Comment:

Elem	Ag3280	Al3082	As1890	B_1826	Ba4554	Be3130	Ca3179
IS Ref	(Y_3600)	(Y_3710)	(Y_2243)	(Y_2243)	(Y_3710)	(Y_3710)	(Y_3710)
Units	ppb	ppb	ppb	ppb	ppb	ppb	ppb
Avg	.98400	59506.	8.6382	180.27	630.48	10.523	334280.
Stddev	.14106	276.	.9179	.55	.08	.047	241.
%RSD	14.335	.46367	10.626	.30406	.01285	.44524	.07201
Check ?	Chk Pass	Chk Pass	Chk Pass	Chk Pass	Chk Pass	Chk Pass	Chk Pass
High Limit							
Low Limit							

Elem	Cd2288	Co2286	Cr2677	Cu3273	Fe2599	K_7664	Li6707
IS Ref	(Y_2243)	(In2306)	(Y_3600)	(Y_3600)	(Y_3710)	(Y_3710)	(Y_3710)
Units	ppb	ppb	ppb	ppb	ppb	ppb	ppb
Avg	.2679	6.4386	29.354	16.111	14440.	3292.5	69.958
Stddev	.1639	.0251	.108	.781	30.	14.2	1.479
%RSD	61.20	.38981	.36645	4.8470	.20824	.43177	2.1139
Check ?	Chk Pass	Chk Pass	Chk Pass	Chk Pass	Chk Pass	Chk Pass	Chk Pass
High Limit							
Low Limit							

Elem	Mg2790	Mn2576	Mo2020	Na5895	Ni2316	Pb2203	Sb2175
IS Ref	(Y_3710)	(Y_3600)	(Y_2243)	(Y_3710)	(In2306)	(Y_2243)	(Y_2243)
Units	ppb	ppb	ppb	ppb	ppb	ppb	ppb
Avg	59088.	7934.0	-1.6644	2973.3	20.741	9.7932	-1.294
Stddev	187.	28.6	.1778	13.3	.550	1.2628	2.363
%RSD	.31665	.36002	10.683	.44765	2.6520	12.895	182.6
Check ?	Chk Pass	Chk Pass	Chk Pass	Chk Pass	Chk Pass	Chk Pass	Chk Pass
High Limit							
Low Limit							

PDF created with pdfFactory Pro trial version www.pdffactory.com

Sample Name: SD 240-67505-f-2-e@5 Acquired: 7/26/2016 15:13:01 Type: Unk
Method: ICP I9 Method 200.7-6010(v136) Mode: CONC Corr. Factor: 1.000000
User: analyst Custom ID1: Custom ID2: Custom ID3:
Comment:

Elem	Se1960	Sn1899	Ti3372	Tl1908	V_2908	Zn2062	Si2516
IS Ref	(Y_2243)	(In2306)	(Y_3600)	(In2306)	(Y_3710)	(In2306)	(Y_3710)
Units	ppb	ppb	ppb	ppb	ppb	ppb	ppb
Avg	5.4110	5.4320	1324.8	30.678	17.620	30.402	378.44
Stddev	.7249	.3753	3.9	1.059	1.272	.641	9.87
%RSD	13.398	6.9099	.29320	3.4516	7.2170	2.1099	2.6092
Check ?	Chk Pass	Chk Pass	Chk Pass	Chk Pass	Chk Pass	Chk Pass	Chk Pass
High Limit							
Low Limit							

Elem	Sr3464
IS Ref	(Y_3710)
Units	ppb
Avg	522.83
Stddev	2.02
%RSD	.38641
Check ?	Chk Pass
High Limit	
Low Limit	

Int. Std.	In2306	Y_2243	Y_3600	Y_3710
Units	Cts/S	Cts/S	Cts/S	Cts/S
Avg	5256.1	4619.1	65780.	7776.1
Stddev	10.4	4.2	117.	15.1
%RSD	.19777	.08986	.17836	.19370
Check ?	Chk Pass	Chk Pass	Chk Pass	Chk Pass
Value	90.418%	105.34%	105.22%	108.55%
Range				

PDF created with pdfFactory Pro trial version www.pdffactory.com

Sample Name: 240-67505-f-2-f ms Acquired: 7/26/2016 15:17:23 Type: Unk
Method: ICP I9 Method 200.7-6010(v136) Mode: CONC Corr. Factor: 1.000000
User: analyst Custom ID1: Custom ID2: Custom ID3:
Comment:

Elem	Ag3280	Al3082	As1890	B_1826	Ba4554	Be3130
IS Ref	(Y_3600)	(Y_3710)	(Y_2243)	(Y_2243)	(Y_3710)	(Y_3710)
Units	ppb	ppb	ppb	ppb	ppb	ppb
Avg	36.127	251900.	1151.4	1379.3	3564.5	70.185
Stddev	.217	906.	8.9	4.4	11.1	.270
%RSD	.59996	.35979	.77009	.32254	.31214	.38499
Check ?	Chk Pass	Chk Pass	Chk Pass	Chk Pass	Chk Pass	Chk Pass
High Limit						
Low Limit						

Elem	Ca3179	Cd2288	Co2286	Cr2677	Cu3273	Fe2599
IS Ref	(Y_3710)	(Y_2243)	(In2306)	(Y_3600)	(Y_3600)	(Y_3710)
Units	ppb	ppb	ppb	ppb	ppb	ppb
Avg	F 1377500.	28.93	368.46	212.41	190.70	31659.
Stddev	13455.	.19	3.22	.65	1.33	133.
%RSD	.97678	.6440	.87456	.30424	.69751	.42150
Check ?	Chk Fail	Chk Pass	Chk Pass	Chk Pass	Chk Pass	Chk Pass
High Limit	800000.					
Low Limit	-500000.					

Elem	K_7664	Li6707	Mg2790	Mn2576	Mo2020	Na5895
IS Ref	(Y_3710)	(Y_3710)	(Y_3710)	(Y_3600)	(Y_2243)	(Y_3710)
Units	ppb	ppb	ppb	ppb	ppb	ppb
Avg	41551.	873.01	278800.	F 28307.	486.81	41377.
Stddev	105.	4.31	1154.	85.	4.29	137.
%RSD	.25384	.49333	.41377	.29873	.88069	.33182
Check ?	Chk Pass	Chk Pass	Chk Pass	Chk Fail	Chk Pass	Chk Pass
High Limit				15000.		
Low Limit				-500000.		

PDF created with pdfFactory Pro trial version www.pdffactory.com

Sample Name: 240-67505-f-2-f ms Acquired: 7/26/2016 15:17:23 Type: Unk
Method: ICP I9 Method 200.7-6010(v136) Mode: CONC Corr. Factor: 1.000000
User: analyst Custom ID1: Custom ID2: Custom ID3:
Comment:

Elem	Ni2316	Pb2203	Sb2175	Se1960	Sn1899	Ti3372
IS Ref	(In2306)	(Y_2243)	(Y_2243)	(Y_2243)	(In2306)	(Y_3600)
Units	ppb	ppb	ppb	ppb	ppb	ppb
Avg	417.15	253.44	83.26	1031.1	1402.2	6648.8
Stddev	3.90	2.90	2.19	4.1	14.4	91.2
%RSD	.93478	1.1433	2.632	.39573	1.0267	1.3723
Check ?	Chk Pass	Chk Pass	Chk Pass	Chk Pass	Chk Pass	Chk Pass
High Limit						
Low Limit						

Elem	Tl1908	V_2908	Zn2062	Si2516	Sr3464
IS Ref	(In2306)	(Y_3710)	(In2306)	(Y_3710)	(Y_3710)
Units	ppb	ppb	ppb	ppb	ppb
Avg	1454.0	307.95	451.74	1706.8	2672.1
Stddev	10.1	1.22	3.19	14.2	7.3
%RSD	.69341	.39637	.70552	.82992	.27233
Check ?	Chk Pass	Chk Pass	Chk Pass	Chk Pass	Chk Pass
High Limit					
Low Limit					

Int. Std.	In2306	Y_2243	Y_3600	Y_3710
Units	Cts/S	Cts/S	Cts/S	Cts/S
Avg	4274.3	5136.3	72162.	9174.7
Stddev	4.5	14.9	133.	35.1
%RSD	.10643	.28997	.18382	.38299
Check ?	Chk Pass	Chk Pass	Chk Pass	Chk Pass
Value	73.528%	117.13%	115.43%	128.07%
Range				

PDF created with pdfFactory Pro trial version www.pdffactory.com

Sample Name: 240-67505-f-2-g msd Acquired: 7/26/2016 15:21:34 Type: Unk
Method: ICP I9 Method 200.7-6010(v136) Mode: CONC Corr. Factor: 1.000000
User: analyst Custom ID1: Custom ID2: Custom ID3:
Comment:

Elem	Ag3280	Al3082	As1890	B_1826	Ba4554	Be3130
IS Ref	(Y_3600)	(Y_3710)	(Y_2243)	(Y_2243)	(Y_3710)	(Y_3710)
Units	ppb	ppb	ppb	ppb	ppb	ppb
Avg	38.630	265180.	1243.2	1439.4	3761.4	72.739
Stddev	.453	1222.	15.5	12.8	8.1	.218
%RSD	1.1738	.46095	1.2496	.88925	.21434	.29985
Check ?	Chk Pass	Chk Pass	Chk Pass	Chk Pass	Chk Pass	Chk Pass
High Limit						
Low Limit						

Elem	Ca3179	Cd2288	Co2286	Cr2677	Cu3273	Fe2599
IS Ref	(Y_3710)	(Y_2243)	(In2306)	(Y_3600)	(Y_3600)	(Y_3710)
Units	ppb	ppb	ppb	ppb	ppb	ppb
Avg	F 1376100.	30.77	400.10	319.10	230.06	85522.
Stddev	11907.	.26	6.70	.74	.10	199.
%RSD	.86522	.8450	1.6751	.23216	.04381	.23265
Check ?	Chk Fail	Chk Pass	Chk Pass	Chk Pass	Chk Pass	Chk Pass
High Limit	800000.					
Low Limit	-500000.					

Elem	K_7664	Li6707	Mg2790	Mn2576	Mo2020	Na5895
IS Ref	(Y_3710)	(Y_3710)	(Y_3710)	(Y_3600)	(Y_2243)	(Y_3710)
Units	ppb	ppb	ppb	ppb	ppb	ppb
Avg	44214.	925.18	283250.	F 29917.	526.56	43367.
Stddev	172.	4.05	366.	69.	7.48	155.
%RSD	.38813	.43763	.12922	.23093	1.4207	.35709
Check ?	Chk Pass	Chk Pass	Chk Pass	Chk Fail	Chk Pass	Chk Pass
High Limit				15000.		
Low Limit				-500000.		

PDF created with pdfFactory Pro trial version www.pdffactory.com

Sample Name: 240-67505-f-2-g msd Acquired: 7/26/2016 15:21:34 Type: Unk
Method: ICP I9 Method 200.7-6010(v136) Mode: CONC Corr. Factor: 1.000000
User: analyst Custom ID1: Custom ID2: Custom ID3:
Comment:

Elem	Ni2316	Pb2203	Sb2175	Se1960	Sn1899	Ti3372
IS Ref	(In2306)	(Y_2243)	(Y_2243)	(Y_2243)	(In2306)	(Y_3600)
Units	ppb	ppb	ppb	ppb	ppb	ppb
Avg	515.98	268.77	95.01	1109.5	1496.2	6344.7
Stddev	9.21	2.30	3.54	16.8	27.5	28.1
%RSD	1.7843	.85437	3.726	1.5144	1.8376	.44210
Check ?	Chk Pass	Chk Pass	Chk Pass	Chk Pass	Chk Pass	Chk Pass
High Limit						
Low Limit						

Elem	Tl1908	V_2908	Zn2062	Si2516	Sr3464
IS Ref	(In2306)	(Y_3710)	(In2306)	(Y_3710)	(Y_3710)
Units	ppb	ppb	ppb	ppb	ppb
Avg	1541.2	357.30	494.40	1691.3	2717.7
Stddev	21.2	2.26	7.97	7.4	13.0
%RSD	1.3736	.63353	1.6129	.43621	.47685
Check ?	Chk Pass	Chk Pass	Chk Pass	Chk Pass	Chk Pass
High Limit					
Low Limit					

Int. Std.	In2306	Y_2243	Y_3600	Y_3710
Units	Cts/S	Cts/S	Cts/S	Cts/S
Avg	4267.0	5137.4	72617.	9272.4
Stddev	10.4	19.6	159.	25.7
%RSD	.24359	.38118	.21944	.27741
Check ?	Chk Pass	Chk Pass	Chk Pass	Chk Pass
Value	73.404%	117.16%	116.15%	129.43%
Range				

PDF created with pdfFactory Pro trial version www.pdffactory.com

Sample Name: PDS 240-67505-f-2-e Acquired: 7/26/2016 15:25:44 Type: Unk
Method: ICP I9 Method 200.7-6010(v136) Mode: CONC Corr. Factor: 1.000000
User: analyst Custom ID1: Custom ID2: Custom ID3:
Comment:

Elem	Ag3280	Al3082	As1890	B_1826	Ba4554	Be3130
IS Ref	(Y_3600)	(Y_3710)	(Y_2243)	(Y_2243)	(Y_3710)	(Y_3710)
Units	ppb	ppb	ppb	ppb	ppb	ppb
Avg	46.087	234930.	1577.3	1534.0	3948.1	76.816
Stddev	.307	919.	9.0	6.2	2.2	.229
%RSD	.66677	.39135	.57053	.40131	.05514	.29787
Check ?	Chk Pass	Chk Pass	Chk Pass	Chk Pass	Chk Pass	Chk Pass
High Limit						
Low Limit						

Elem	Ca3179	Cd2288	Co2286	Cr2677	Cu3273	Fe2599
IS Ref	(Y_3710)	(Y_2243)	(In2306)	(Y_3600)	(Y_3600)	(Y_3710)
Units	ppb	ppb	ppb	ppb	ppb	ppb
Avg	F 1225100.	38.73	531.94	243.88	252.64	53883.
Stddev	6240.	.11	6.26	.36	1.14	73.
%RSD	.50935	.2790	1.1769	.14962	.44991	.13537
Check ?	Chk Fail	Chk Pass	Chk Pass	Chk Pass	Chk Pass	Chk Pass
High Limit	800000.					
Low Limit	-500000.					

Elem	K_7664	Li6707	Mg2790	Mn2576	Mo2020	Na5895
IS Ref	(Y_3710)	(Y_3710)	(Y_3710)	(Y_3600)	(Y_2243)	(Y_3710)
Units	ppb	ppb	ppb	ppb	ppb	ppb
Avg	52861.	1092.1	255760.	F 25982.	710.45	51075.
Stddev	88.	.7	558.	95.	6.51	75.
%RSD	.16666	.06839	.21821	.36598	.91655	.14746
Check ?	Chk Pass	Chk Pass	Chk Pass	Chk Fail	Chk Pass	Chk Pass
High Limit				15000.		
Low Limit				-500000.		

PDF created with pdfFactory Pro trial version www.pdffactory.com

Sample Name: PDS 240-67505-f-2-e Acquired: 7/26/2016 15:25:44 Type: Unk
Method: ICP I9 Method 200.7-6010(v136) Mode: CONC Corr. Factor: 1.000000
User: analyst Custom ID1: Custom ID2: Custom ID3:
Comment:

Elem	Ni2316	Pb2203	Sb2175	Se1960	Sn1899	Ti3372
IS Ref	(In2306)	(Y_2243)	(Y_2243)	(Y_2243)	(In2306)	(Y_3600)
Units	ppb	ppb	ppb	ppb	ppb	ppb
Avg	597.47	353.23	390.4	1571.6	2108.1	5811.6
Stddev	5.75	1.57	7.4	8.1	29.7	24.4
%RSD	.96172	.44336	1.900	.51468	1.4090	.41913
Check ?	Chk Pass	Chk Pass	Chk Pass	Chk Pass	Chk Pass	Chk Pass
High Limit						
Low Limit						

Elem	Tl1908	V_2908	Zn2062	Si2516	Sr3464
IS Ref	(In2306)	(Y_3710)	(In2306)	(Y_3710)	(Y_3710)
Units	ppb	ppb	ppb	ppb	ppb
Avg	1970.8	422.02	659.42	2195.9	2602.9
Stddev	15.9	1.18	7.31	21.5	14.2
%RSD	.80856	.28062	1.1093	.97727	.54636
Check ?	Chk Pass	Chk Pass	Chk Pass	Chk Pass	Chk Pass
High Limit					
Low Limit					

Int. Std.	In2306	Y_2243	Y_3600	Y_3710
Units	Cts/S	Cts/S	Cts/S	Cts/S
Avg	4333.7	5227.4	73823.	9368.3
Stddev	4.8	20.9	17.	34.3
%RSD	.11040	.40073	.02273	.36562
Check ?	Chk Pass	Chk Pass	Chk Pass	Chk Pass
Value	74.551%	119.21%	118.08%	130.77%
Range				

PDF created with pdfFactory Pro trial version www.pdffactory.com

Sample Name: 240-67510-b-1-a Acquired: 7/26/2016 15:29:54 Type: Unk
Method: ICP I9 Method 200.7-6010(v136) Mode: CONC Corr. Factor: 1.000000
User: analyst Custom ID1: Custom ID2: Custom ID3:
Comment:

Elem	Ag3280	Al3082	As1890	B_1826	Ba4554	Be3130
IS Ref	(Y_3600)	(Y_3710)	(Y_2243)	(Y_2243)	(Y_3710)	(Y_3710)
Units	ppb	ppb	ppb	ppb	ppb	ppb
Avg	2.8587	165250.	11.303	390.39	2774.9	23.717
Stddev	.2267	333.	1.435	3.50	3.3	.091
%RSD	7.9286	.20175	12.696	.89655	.11713	.38285
Check ?	Chk Pass	Chk Pass	Chk Pass	Chk Pass	Chk Pass	Chk Pass
High Limit						
Low Limit						

Elem	Ca3179	Cd2288	Co2286	Cr2677	Cu3273	Fe2599
IS Ref	(Y_3710)	(Y_2243)	(In2306)	(Y_3600)	(Y_3600)	(Y_3710)
Units	ppb	ppb	ppb	ppb	ppb	ppb
Avg	F 1040300.	3.937	3.3189	38.694	45.202	10871.
Stddev	3498.	.268	.2569	.263	1.312	20.
%RSD	.33619	6.808	7.7397	.68027	2.9033	.18472
Check ?	Chk Fail	Chk Pass	Chk Pass	Chk Pass	Chk Pass	Chk Pass
High Limit	800000.					
Low Limit	-500000.					

Elem	K_7664	Li6707	Mg2790	Mn2576	Mo2020	Na5895
IS Ref	(Y_3710)	(Y_3710)	(Y_3710)	(Y_3600)	(Y_2243)	(Y_3710)
Units	ppb	ppb	ppb	ppb	ppb	ppb
Avg	5630.3	179.12	245430.	F 15408.	.37373	8097.8
Stddev	33.3	1.81	679.	56.	.32407	25.8
%RSD	.59142	1.0078	.27667	.36147	86.712	.31818
Check ?	Chk Pass	Chk Pass	Chk Pass	Chk Fail	Chk Pass	Chk Pass
High Limit				15000.		
Low Limit				-500000.		

PDF created with pdfFactory Pro trial version www.pdffactory.com

Sample Name: 240-67510-b-1-a Acquired: 7/26/2016 15:29:54 Type: Unk
Method: ICP I9 Method 200.7-6010(v136) Mode: CONC Corr. Factor: 1.000000
User: analyst Custom ID1: Custom ID2: Custom ID3:
Comment:

Elem	Ni2316	Pb2203	Sb2175	Se1960	Sn1899	Ti3372
IS Ref	(In2306)	(Y_2243)	(Y_2243)	(Y_2243)	(In2306)	(Y_3600)
Units	ppb	ppb	ppb	ppb	ppb	ppb
Avg	19.663	74.503	1.882	14.138	30.065	1678.2
Stddev	.530	1.060	3.587	1.033	1.060	1.9
%RSD	2.6949	1.4223	190.6	7.3065	3.5247	.11164
Check ?	Chk Pass	Chk Pass	Chk Pass	Chk Pass	Chk Pass	Chk Pass
High Limit						
Low Limit						

Elem	Tl1908	V_2908	Zn2062	Si2516	Sr3464
IS Ref	(In2306)	(Y_3710)	(In2306)	(Y_3710)	(Y_3710)
Units	ppb	ppb	ppb	ppb	ppb
Avg	63.108	40.027	211.96	4741.1	1651.2
Stddev	.840	1.219	2.81	21.0	7.7
%RSD	1.3303	3.0443	1.3271	.44215	.46812
Check ?	Chk Pass	Chk Pass	Chk Pass	Chk Pass	Chk Pass
High Limit					
Low Limit					

Int. Std.	In2306	Y_2243	Y_3600	Y_3710
Units	Cts/S	Cts/S	Cts/S	Cts/S
Avg	4570.7	4598.5	65305.	8092.2
Stddev	14.0	6.4	124.	24.2
%RSD	.30717	.13968	.18978	.29895
Check ?	Chk Pass	Chk Pass	Chk Pass	Chk Pass
Value	78.628%	104.87%	104.46%	112.96%
Range				

PDF created with pdfFactory Pro trial version www.pdffactory.com

Sample Name: 240-67510-b-2-a Acquired: 7/26/2016 15:34:08 Type: Unk
Method: ICP I9 Method 200.7-6010(v136) Mode: CONC Corr. Factor: 1.000000
User: analyst Custom ID1: Custom ID2: Custom ID3:
Comment:

Elem	Ag3280	Al3082	As1890	B_1826	Ba4554	Be3130
IS Ref	(Y_3600)	(Y_3710)	(Y_2243)	(Y_2243)	(Y_3710)	(Y_3710)
Units	ppb	ppb	ppb	ppb	ppb	ppb
Avg	11.803	197820.	k -18.658	516.89	2419.5	19.356
Stddev	.527	1038.	1.769	6.23	2.2	.242
%RSD	4.4615	.52493	9.4842	1.2047	.09201	1.2524
Check ?	Chk Pass	Chk Pass	Chk Pass	Chk Pass	Chk Pass	Chk Pass
High Limit						
Low Limit						

Elem	Ca3179	Cd2288	Co2286	Cr2677	Cu3273	Fe2599
IS Ref	(Y_3710)	(Y_2243)	(In2306)	(Y_3600)	(Y_3600)	(Y_3710)
Units	ppb	ppb	ppb	ppb	ppb	ppb
Avg	F 997820.	k 2.479	4.0818	438.82	64.498	16114.
Stddev	10463.	.189	.4626	1.75	.487	22.
%RSD	1.0486	7.605	11.334	.39961	.75569	.13837
Check ?	Chk Fail	Chk Pass	Chk Pass	Chk Pass	Chk Pass	Chk Pass
High Limit	800000.					
Low Limit	-500000.					

Elem	K_7664	Li6707	Mg2790	Mn2576	Mo2020	Na5895
IS Ref	(Y_3710)	(Y_3710)	(Y_3710)	(Y_3600)	(Y_2243)	(Y_3710)
Units	ppb	ppb	ppb	ppb	ppb	ppb
Avg	33339.	203.92	296060.	^ *****	-2.2781	27290.
Stddev	166.	1.68	1321.	-----	.2449	127.
%RSD	.49703	.82617	.44605	-----	10.751	.46522
Check ?	Chk Pass	Chk Pass	Chk Pass	Chk Pass	Chk Pass	Chk Pass
High Limit						
Low Limit						

PDF created with pdfFactory Pro trial version www.pdffactory.com

Sample Name: 240-67510-b-2-a Acquired: 7/26/2016 15:34:08 Type: Unk
Method: ICP I9 Method 200.7-6010(v136) Mode: CONC Corr. Factor: 1.000000
User: analyst Custom ID1: Custom ID2: Custom ID3:
Comment:

Elem	Ni2316	Pb2203	Sb2175	Se1960	Sn1899	Ti3372
IS Ref	(In2306)	(Y_2243)	(Y_2243)	(Y_2243)	(In2306)	(Y_3600)
Units	ppb	ppb	ppb	ppb	ppb	ppb
Avg	26.774	56.968	-1.117	k 43.875	29.572	3556.3
Stddev	.931	.250	.854	1.849	.765	5.6
%RSD	3.4782	.43809	76.47	4.2136	2.5883	.15726
Check ?	Chk Pass	Chk Pass	Chk Pass	Chk Pass	Chk Pass	Chk Pass
High Limit						
Low Limit						

Elem	Tl1908	V_2908	Zn2062	Si2516	Sr3464
IS Ref	(In2306)	(Y_3710)	(In2306)	(Y_3710)	(Y_3710)
Units	ppb	ppb	ppb	ppb	ppb
Avg	k 64.106	2030.8	144.18	5264.6	2453.1
Stddev	3.218	16.0	2.29	37.1	5.2
%RSD	5.0195	.78937	1.5860	.70443	.21350
Check ?	Chk Pass	Chk Pass	Chk Pass	Chk Pass	Chk Pass
High Limit					
Low Limit					

Int. Std.	In2306	Y_2243	Y_3600	Y_3710
Units	Cts/S	Cts/S	Cts/S	Cts/S
Avg	4504.2	4595.1	65048.	8125.4
Stddev	14.3	3.2	87.	32.5
%RSD	.31800	.06996	.13352	.39996
Check ?	Chk Pass	Chk Pass	Chk Pass	Chk Pass
Value	77.484%	104.79%	104.05%	113.42%
Range				

PDF created with pdfFactory Pro trial version www.pdffactory.com

Sample Name: CCV-2609127 Acquired: 7/26/2016 15:38:19 Type: QC
Method: ICP I9 Method 200.7-6010(v136) Mode: CONC Corr. Factor: 1.000000
User: analyst Custom ID1: Custom ID2: Custom ID3:
Comment:

Elem	Ag3280	Al3082	As1890	B_1826	Ba4554	Be3130	Ca3179	Cd2288
IS Ref	(Y_3600)	(Y_3710)	(Y_2243)	(Y_2243)	(Y_3710)	(Y_3710)	(Y_3710)	(Y_2243)
Units	ppb	ppb	ppb	ppb	ppb	ppb	ppb	ppb
Avg	1029.4	24026.	498.52	5248.8	1999.7	2069.8	51375.	510.6
Stddev	1.0	45.	5.76	14.0	5.0	2.5	17.	2.1
%RSD	.09461	.18907	1.1549	.26652	.24986	.12134	.03239	.4018
Check ?	Chk Pass	Chk Pass	Chk Pass	Chk Pass	Chk Pass	Chk Pass	Chk Pass	Chk Pass
Value								
Range								

Elem	Co2286	Cr2677	Cu3273	Fe2599	K_7664	Li6707	Mg2790	Mn2576
IS Ref	(In2306)	(Y_3600)	(Y_3600)	(Y_3710)	(Y_3710)	(Y_3710)	(Y_3710)	(Y_3600)
Units	ppb	ppb	ppb	ppb	ppb	ppb	ppb	ppb
Avg	1965.4	1888.2	1977.8	23926.	50018.	4920.9	47574.	1845.4
Stddev	9.2	3.8	4.9	35.	46.	10.8	41.	2.5
%RSD	.46631	.20305	.24769	.14740	.09278	.21892	.08672	.13410
Check ?	Chk Pass	Chk Pass	Chk Pass	Chk Pass	Chk Pass	Chk Pass	Chk Pass	Chk Pass
Value								
Range								

Elem	Mo2020	Na5895	Ni2316	Pb2203	Sb2175	Se1960	Sn1899	Ti3372
IS Ref	(Y_2243)	(Y_3710)	(In2306)	(Y_2243)	(Y_2243)	(Y_2243)	(In2306)	(Y_3600)
Units	ppb	ppb	ppb	ppb	ppb	ppb	ppb	ppb
Avg	1953.6	51267.	1993.2	476.59	521.6	510.19	5059.0	4933.3
Stddev	12.4	87.	8.6	4.57	5.2	4.74	24.8	28.7
%RSD	.63334	.17027	.43294	.95994	.9967	.92912	.48940	.58143
Check ?	Chk Pass	Chk Pass	Chk Pass	Chk Pass	Chk Pass	Chk Pass	Chk Pass	Chk Pass
Value								
Range								

PDF created with pdfFactory Pro trial version www.pdffactory.com

Sample Name: CCV-2609127 Acquired: 7/26/2016 15:38:19 Type: QC
Method: ICP I9 Method 200.7-6010(v136) Mode: CONC Corr. Factor: 1.000000
User: analyst Custom ID1: Custom ID2: Custom ID3:
Comment:

Elem	Tl1908	V_2908	Zn2062	Si2516	Sr3464
IS Ref	(In2306)	(Y_3710)	(In2306)	(Y_3710)	(Y_3710)
Units	ppb	ppb	ppb	ppb	ppb
Avg	982.11	1968.2	2019.3	4794.8	5058.4
Stddev	2.21	3.1	7.0	28.9	3.8
%RSD	.22475	.15983	.34825	.60298	.07447
Check ?	Chk Pass	Chk Pass	Chk Pass	Chk Pass	Chk Pass
Value					
Range					

Int. Std.	In2306	Y_2243	Y_3600	Y_3710
Units	Cts/S	Cts/S	Cts/S	Cts/S
Avg	5408.6	4385.9	62825.	7256.1
Stddev	10.0	7.6	61.	17.2
%RSD	.18444	.17281	.09630	.23637

PDF created with pdfFactory Pro trial version www.pdffactory.com

Sample Name: CCB Acquired: 7/26/2016 15:42:13 Type: QC
Method: ICP I9 Method 200.7-6010(v136) Mode: CONC Corr. Factor: 1.000000
User: analyst Custom ID1: Custom ID2: Custom ID3:
Comment:

Elem	Ag3280	Al3082	As1890	B_1826	Ba4554	Be3130	Ca3179	Cd2288
IS Ref	(Y_3600)	(Y_3710)	(Y_2243)	(Y_2243)	(Y_3710)	(Y_3710)	(Y_3710)	(Y_2243)
Units	ppb	ppb	ppb	ppb	ppb	ppb	ppb	ppb
Avg	.28259	14.042	-.61629	-2.4147	.13394	.03707	55.522	.1255
Stddev	.40342	18.637	1.3262	.6696	.13999	.12143	2.329	.0987
%RSD	142.76	132.72	215.19	27.729	104.52	327.56	4.1941	78.62
Check ?	Chk Pass	Chk Pass	Chk Pass	Chk Pass	Chk Pass	Chk Pass	Chk Pass	Chk Pass
High Limit								
Low Limit								

Elem	Co2286	Cr2677	Cu3273	Fe2599	K_7664	Li6707	Mg2790	Mn2576
IS Ref	(In2306)	(Y_3600)	(Y_3600)	(Y_3710)	(Y_3710)	(Y_3710)	(Y_3710)	(Y_3600)
Units	ppb	ppb	ppb	ppb	ppb	ppb	ppb	ppb
Avg	-.18415	.26527	.51373	5.2266	34.884	-1.2800	11.052	1.9971
Stddev	.17554	.18437	.67278	1.4962	39.021	1.0853	9.513	.0385
%RSD	95.323	69.503	130.96	28.627	111.86	84.789	86.067	1.9267
Check ?	Chk Pass	Chk Pass	Chk Pass	Chk Pass	Chk Pass	Chk Pass	Chk Pass	Chk Pass
High Limit								
Low Limit								

Elem	Mo2020	Na5895	Ni2316	Pb2203	Sb2175	Se1960	Sn1899	Ti3372
IS Ref	(Y_2243)	(Y_3710)	(In2306)	(Y_2243)	(Y_2243)	(Y_2243)	(In2306)	(Y_3600)
Units	ppb	ppb	ppb	ppb	ppb	ppb	ppb	ppb
Avg	1.0771	131.45	.14002	.85537	-.3120	3.2346	-.02947	1.0886
Stddev	.1158	7.21	.42685	.47114	1.632	3.4689	.40874	.0625
%RSD	10.750	5.4863	304.85	55.080	523.0	107.24	1387.0	5.7392
Check ?	Chk Pass	Chk Pass	Chk Pass	Chk Pass	Chk Pass	Chk Pass	Chk Pass	Chk Pass
High Limit								
Low Limit								

PDF created with pdfFactory Pro trial version www.pdffactory.com

Sample Name: CCB Acquired: 7/26/2016 15:42:13 Type: QC
Method: ICP I9 Method 200.7-6010(v136) Mode: CONC Corr. Factor: 1.000000
User: analyst Custom ID1: Custom ID2: Custom ID3:
Comment:

Elem	Tl1908	V_2908	Zn2062	Si2516	Sr3464
IS Ref	(In2306)	(Y_3710)	(In2306)	(Y_3710)	(Y_3710)
Units	ppb	ppb	ppb	ppb	ppb
Avg	-.51973	-.53452	.13009	-5.8495	3.6246
Stddev	.36500	1.5097	.05132	4.1538	4.0005
%RSD	70.229	282.45	39.449	71.012	110.37
Check ?	Chk Pass	Chk Pass	Chk Pass	Chk Pass	Chk Pass
High Limit					
Low Limit					

Int. Std.	In2306	Y_2243	Y_3600	Y_3710
Units	Cts/S	Cts/S	Cts/S	Cts/S
Avg	6103.3	4577.3	66630.	7268.7
Stddev	13.0	9.3	84.	26.0
%RSD	.21370	.20233	.12625	.35808

PDF created with pdfFactory Pro trial version www.pdffactory.com

Sample Name: 240-67510-b-3-a Acquired: 7/26/2016 15:46:27 Type: Unk
Method: ICP I9 Method 200.7-6010(v136) Mode: CONC Corr. Factor: 1.000000
User: analyst Custom ID1: Custom ID2: Custom ID3:
Comment:

Elem	Ag3280	Al3082	As1890	B_1826	Ba4554	Be3130	Ca3179
IS Ref	(Y_3600)	(Y_3710)	(Y_2243)	(Y_2243)	(Y_3710)	(Y_3710)	(Y_3710)
Units	ppb	ppb	ppb	ppb	ppb	ppb	ppb
Avg	.66034	285920.	15.640	84.246	2103.1	6.1166	422060.
Stddev	.31856	1263.	1.806	1.337	2.6	.1249	4627.
%RSD	48.241	.44166	11.549	1.5865	.12479	2.0422	1.0962
Check ?	Chk Pass	Chk Pass	Chk Pass	Chk Pass	Chk Pass	Chk Pass	Chk Pass
High Limit							
Low Limit							

Elem	Cd2288	Co2286	Cr2677	Cu3273	Fe2599	K_7664	Li6707
IS Ref	(Y_2243)	(In2306)	(Y_3600)	(Y_3600)	(Y_3710)	(Y_3710)	(Y_3710)
Units	ppb	ppb	ppb	ppb	ppb	ppb	ppb
Avg	1.864	105.39	98.718	1502.4	133560.	6639.8	87.096
Stddev	.130	2.84	.109	1.5	152.	5.6	.700
%RSD	6.967	2.6903	.11006	.09823	.11401	.08489	.80381
Check ?	Chk Pass	Chk Pass	Chk Pass	Chk Pass	Chk Pass	Chk Pass	Chk Pass
High Limit							
Low Limit							

Elem	Mg2790	Mn2576	Mo2020	Na5895	Ni2316	Pb2203	Sb2175
IS Ref	(Y_3710)	(Y_3600)	(Y_2243)	(Y_3710)	(In2306)	(Y_2243)	(Y_2243)
Units	ppb	ppb	ppb	ppb	ppb	ppb	ppb
Avg	70643.	10843.	-1.9408	11683.	109.57	74.046	-.7890
Stddev	166.	50.	.2627	34.	2.97	2.667	2.693
%RSD	.23563	.45767	13.536	.29273	2.7146	3.6021	341.3
Check ?	Chk Pass	Chk Pass	Chk Pass	Chk Pass	Chk Pass	Chk Pass	Chk Pass
High Limit							
Low Limit							

PDF created with pdfFactory Pro trial version www.pdffactory.com

Sample Name: 240-67510-b-3-a Acquired: 7/26/2016 15:46:27 Type: Unk
Method: ICP I9 Method 200.7-6010(v136) Mode: CONC Corr. Factor: 1.000000
User: analyst Custom ID1: Custom ID2: Custom ID3:
Comment:

Elem	Se1960	Sn1899	Ti3372	Tl1908	V_2908	Zn2062	Si2516
IS Ref	(Y_2243)	(In2306)	(Y_3600)	(In2306)	(Y_3710)	(In2306)	(Y_3710)
Units	ppb	ppb	ppb	ppb	ppb	ppb	ppb
Avg	13.869	31.298	2810.0	41.021	1165.9	151.11	5325.9
Stddev	1.673	.692	2.7	.962	5.4	3.80	54.1
%RSD	12.066	2.2126	.09508	2.3442	.46392	2.5136	1.0160
Check ?	Chk Pass	Chk Pass	Chk Pass	Chk Pass	Chk Pass	Chk Pass	Chk Pass
High Limit							
Low Limit							

Elem	Sr3464
IS Ref	(Y_3710)
Units	ppb
Avg	891.23
Stddev	9.34
%RSD	1.0482
Check ?	Chk Pass
High Limit	
Low Limit	

Int. Std.	In2306	Y_2243	Y_3600	Y_3710
Units	Cts/S	Cts/S	Cts/S	Cts/S
Avg	5087.0	4485.1	63435.	7797.9
Stddev	12.4	4.4	63.	11.3
%RSD	.24283	.09858	.09884	.14525
Check ?	Chk Pass	Chk Pass	Chk Pass	Chk Pass
Value	87.510%	102.28%	101.47%	108.85%
Range				

PDF created with pdfFactory Pro trial version www.pdffactory.com

Sample Name: 240-67510-b-4-a Acquired: 7/26/2016 15:50:39 Type: Unk
Method: ICP I9 Method 200.7-6010(v136) Mode: CONC Corr. Factor: 1.000000
User: analyst Custom ID1: Custom ID2: Custom ID3:
Comment:

Elem	Ag3280	Al3082	As1890	B_1826	Ba4554	Be3130
IS Ref	(Y_3600)	(Y_3710)	(Y_2243)	(Y_2243)	(Y_3710)	(Y_3710)
Units	ppb	ppb	ppb	ppb	ppb	ppb
Avg	3.3042	170500.	15.280	467.47	3215.7	28.431
Stddev	.2495	468.	.820	3.53	2.4	.031
%RSD	7.5506	.27449	5.3667	.75501	.07579	.11074
Check ?	Chk Pass	Chk Pass	Chk Pass	Chk Pass	Chk Pass	Chk Pass
High Limit						
Low Limit						

Elem	Ca3179	Cd2288	Co2286	Cr2677	Cu3273	Fe2599
IS Ref	(Y_3710)	(Y_2243)	(In2306)	(Y_3600)	(Y_3600)	(Y_3710)
Units	ppb	ppb	ppb	ppb	ppb	ppb
Avg	F 1019200.	3.850	16.206	116.87	115.90	88380.
Stddev	5612.	.141	.171	.10	.43	64.
%RSD	.55066	3.651	1.0530	.08415	.37158	.07224
Check ?	Chk Fail	Chk Pass	Chk Pass	Chk Pass	Chk Pass	Chk Pass
High Limit	800000.					
Low Limit	-500000.					

Elem	K_7664	Li6707	Mg2790	Mn2576	Mo2020	Na5895
IS Ref	(Y_3710)	(Y_3710)	(Y_3710)	(Y_3600)	(Y_2243)	(Y_3710)
Units	ppb	ppb	ppb	ppb	ppb	ppb
Avg	13223.	198.49	250790.	F 24131.	-.07949	7962.3
Stddev	65.	1.23	361.	121.	.15617	19.0
%RSD	.49304	.61755	.14402	.50266	196.47	.23856
Check ?	Chk Pass	Chk Pass	Chk Pass	Chk Fail	Chk Pass	Chk Pass
High Limit				15000.		
Low Limit				-500000.		

PDF created with pdfFactory Pro trial version www.pdffactory.com

Sample Name: 240-67510-b-4-a Acquired: 7/26/2016 15:50:39 Type: Unk
Method: ICP I9 Method 200.7-6010(v136) Mode: CONC Corr. Factor: 1.000000
User: analyst Custom ID1: Custom ID2: Custom ID3:
Comment:

Elem	Ni2316	Pb2203	Sb2175	Se1960	Sn1899	Ti3372
IS Ref	(In2306)	(Y_2243)	(Y_2243)	(Y_2243)	(In2306)	(Y_3600)
Units	ppb	ppb	ppb	ppb	ppb	ppb
Avg	49.390	138.91	32.60	13.146	35.171	2152.1
Stddev	.600	.44	.65	1.880	1.138	2.9
%RSD	1.2144	.31737	1.981	14.298	3.2350	.13677
Check ?	Chk Pass	Chk Pass	Chk Pass	Chk Pass	Chk Pass	Chk Pass
High Limit						
Low Limit						

Elem	Tl1908	V_2908	Zn2062	Si2516	Sr3464
IS Ref	(In2306)	(Y_3710)	(In2306)	(Y_3710)	(Y_3710)
Units	ppb	ppb	ppb	ppb	ppb
Avg	96.052	119.01	177.63	6346.9	1584.2
Stddev	1.812	3.65	1.83	36.9	1.0
%RSD	1.8860	3.0703	1.0291	.58188	.06521
Check ?	Chk Pass	Chk Pass	Chk Pass	Chk Pass	Chk Pass
High Limit					
Low Limit					

Int. Std.	In2306	Y_2243	Y_3600	Y_3710
Units	Cts/S	Cts/S	Cts/S	Cts/S
Avg	4568.1	4636.5	66011.	8206.8
Stddev	5.6	4.9	126.	54.4
%RSD	.12183	.10499	.19078	.66259
Check ?	Chk Pass	Chk Pass	Chk Pass	Chk Pass
Value	78.582%	105.73%	105.59%	114.56%
Range				

PDF created with pdfFactory Pro trial version www.pdffactory.com

Sample Name: 240-67510-b-5-a Acquired: 7/26/2016 15:54:49 Type: Unk
Method: ICP I9 Method 200.7-6010(v136) Mode: CONC Corr. Factor: 1.000000
User: analyst Custom ID1: Custom ID2: Custom ID3:
Comment:

Elem	Ag3280	Al3082	As1890	B_1826	Ba4554	Be3130
IS Ref	(Y_3600)	(Y_3710)	(Y_2243)	(Y_2243)	(Y_3710)	(Y_3710)
Units	ppb	ppb	ppb	ppb	ppb	ppb
Avg	3.4088	270190.	12.943	788.65	2867.3	44.208
Stddev	.4749	444.	1.911	2.84	2.2	.134
%RSD	13.932	.16446	14.763	.36046	.07708	.30298
Check ?	Chk Pass	Chk Pass	Chk Pass	Chk Pass	Chk Pass	Chk Pass
High Limit						
Low Limit						

Elem	Ca3179	Cd2288	Co2286	Cr2677	Cu3273	Fe2599
IS Ref	(Y_3710)	(Y_2243)	(In2306)	(Y_3600)	(Y_3600)	(Y_3710)
Units	ppb	ppb	ppb	ppb	ppb	ppb
Avg	F 1459100.	.7362	2.7037	39.093	43.511	6799.8
Stddev	18240.	.0891	.3122	.043	1.201	4.6
%RSD	1.2501	12.10	11.547	.11048	2.7608	.06790
Check ?	Chk Fail	Chk Pass	Chk Pass	Chk Pass	Chk Pass	Chk Pass
High Limit	800000.					
Low Limit	-500000.					

Elem	K_7664	Li6707	Mg2790	Mn2576	Mo2020	Na5895
IS Ref	(Y_3710)	(Y_3710)	(Y_3710)	(Y_3600)	(Y_2243)	(Y_3710)
Units	ppb	ppb	ppb	ppb	ppb	ppb
Avg	8534.3	351.85	F 534720.	F 21631.	-1.8486	6870.9
Stddev	23.3	1.44	371.	36.	.3799	13.7
%RSD	.27352	.40795	.06933	.16794	20.549	.19997
Check ?	Chk Pass	Chk Pass	Chk Fail	Chk Fail	Chk Pass	Chk Pass
High Limit			500000.	15000.		
Low Limit			-500000.	-500000.		

PDF created with pdfFactory Pro trial version www.pdffactory.com

Sample Name: 240-67510-b-5-a Acquired: 7/26/2016 15:54:49 Type: Unk
Method: ICP I9 Method 200.7-6010(v136) Mode: CONC Corr. Factor: 1.000000
User: analyst Custom ID1: Custom ID2: Custom ID3:
Comment:

Elem	Ni2316	Pb2203	Sb2175	Se1960	Sn1899	Ti3372
IS Ref	(In2306)	(Y_2243)	(Y_2243)	(Y_2243)	(In2306)	(Y_3600)
Units	ppb	ppb	ppb	ppb	ppb	ppb
Avg	25.820	36.139	-4.898	15.529	28.576	1399.7
Stddev	.317	.575	1.940	2.092	1.729	1.1
%RSD	1.2274	1.5901	39.61	13.475	6.0498	.07952
Check ?	Chk Pass	Chk Pass	Chk Pass	Chk Pass	Chk Pass	Chk Pass
High Limit						
Low Limit						

Elem	Tl1908	V_2908	Zn2062	Si2516	Sr3464
IS Ref	(In2306)	(Y_3710)	(In2306)	(Y_3710)	(Y_3710)
Units	ppb	ppb	ppb	ppb	ppb
Avg	93.866	60.122	56.455	2226.1	2435.3
Stddev	1.715	.976	.949	5.4	1.6
%RSD	1.8270	1.6225	1.6809	.24448	.06710
Check ?	Chk Pass	Chk Pass	Chk Pass	Chk Pass	Chk Pass
High Limit					
Low Limit					

Int. Std.	In2306	Y_2243	Y_3600	Y_3710
Units	Cts/S	Cts/S	Cts/S	Cts/S
Avg	4231.9	4905.1	70285.	8926.7
Stddev	12.5	12.3	52.	32.0
%RSD	.29460	.25146	.07468	.35835
Check ?	Chk Pass	Chk Pass	Chk Pass	Chk Pass
Value	72.799%	111.86%	112.42%	124.61%
Range				

PDF created with pdfFactory Pro trial version www.pdffactory.com

Sample Name: 240-67510-b-6-a Acquired: 7/26/2016 15:59:01 Type: Unk
Method: ICP I9 Method 200.7-6010(v136) Mode: CONC Corr. Factor: 1.000000
User: analyst Custom ID1: Custom ID2: Custom ID3:
Comment:

Elem	Ag3280	Al3082	As1890	B_1826	Ba4554	Be3130
IS Ref	(Y_3600)	(Y_3710)	(Y_2243)	(Y_2243)	(Y_3710)	(Y_3710)
Units	ppb	ppb	ppb	ppb	ppb	ppb
Avg	.78685	114620.	6.4238	470.17	2855.4	22.267
Stddev	.30113	550.	2.9237	5.72	5.7	.162
%RSD	38.270	.48003	45.514	1.2161	.19810	.72944
Check ?	Chk Pass	Chk Pass	Chk Pass	Chk Pass	Chk Pass	Chk Pass
High Limit						
Low Limit						

Elem	Ca3179	Cd2288	Co2286	Cr2677	Cu3273	Fe2599
IS Ref	(Y_3710)	(Y_2243)	(In2306)	(Y_3600)	(Y_3600)	(Y_3710)
Units	ppb	ppb	ppb	ppb	ppb	ppb
Avg	F 832560.	1.134	1.4865	23.904	21.009	3808.1
Stddev	7744.	.086	.2686	.359	.599	10.3
%RSD	.93008	7.551	18.070	1.5011	2.8524	.26960
Check ?	Chk Fail	Chk Pass	Chk Pass	Chk Pass	Chk Pass	Chk Pass
High Limit	800000.					
Low Limit	-500000.					

Elem	K_7664	Li6707	Mg2790	Mn2576	Mo2020	Na5895
IS Ref	(Y_3710)	(Y_3710)	(Y_3710)	(Y_3600)	(Y_2243)	(Y_3710)
Units	ppb	ppb	ppb	ppb	ppb	ppb
Avg	2216.5	137.02	204320.	10809.	-1.9869	3343.0
Stddev	2.3	1.13	573.	52.	.1226	25.9
%RSD	.10437	.82695	.28068	.48500	6.1693	.77568
Check ?	Chk Pass	Chk Pass	Chk Pass	Chk Pass	Chk Pass	Chk Pass
High Limit						
Low Limit						

PDF created with pdfFactory Pro trial version www.pdffactory.com

Sample Name: 240-67510-b-6-a Acquired: 7/26/2016 15:59:01 Type: Unk
Method: ICP I9 Method 200.7-6010(v136) Mode: CONC Corr. Factor: 1.000000
User: analyst Custom ID1: Custom ID2: Custom ID3:
Comment:

Elem	Ni2316	Pb2203	Sb2175	Se1960	Sn1899	Ti3372
IS Ref	(In2306)	(Y_2243)	(Y_2243)	(Y_2243)	(In2306)	(Y_3600)
Units	ppb	ppb	ppb	ppb	ppb	ppb
Avg	13.761	31.364	-1.481	7.6890	27.365	1410.0
Stddev	.195	1.284	2.211	2.9823	.948	1.8
%RSD	1.4147	4.0928	149.2	38.786	3.4659	.12898
Check ?	Chk Pass	Chk Pass	Chk Pass	Chk Pass	Chk Pass	Chk Pass
High Limit						
Low Limit						

Elem	Tl1908	V_2908	Zn2062	Si2516	Sr3464
IS Ref	(In2306)	(Y_3710)	(In2306)	(Y_3710)	(Y_3710)
Units	ppb	ppb	ppb	ppb	ppb
Avg	44.267	16.997	87.656	7187.4	1282.5
Stddev	1.259	2.877	1.595	46.0	6.3
%RSD	2.8443	16.929	1.8191	.63987	.49360
Check ?	Chk Pass	Chk Pass	Chk Pass	Chk Pass	Chk Pass
High Limit					
Low Limit					

Int. Std.	In2306	Y_2243	Y_3600	Y_3710
Units	Cts/S	Cts/S	Cts/S	Cts/S
Avg	4717.8	4607.9	66141.	8078.1
Stddev	6.8	4.3	180.	48.5
%RSD	.14353	.09249	.27155	.60054
Check ?	Chk Pass	Chk Pass	Chk Pass	Chk Pass
Value	81.158%	105.08%	105.80%	112.76%
Range				

PDF created with pdfFactory Pro trial version www.pdffactory.com

Sample Name: CRI-2593004 Acquired: 7/26/2016 16:03:18 Type: QC
Method: ICP I9 Method 200.7-6010(v136) Mode: CONC Corr. Factor: 1.000000
User: analyst Custom ID1: Custom ID2: Custom ID3:
Comment:

Elem	Ag3280	Al3082	As1890	B_1826	Ba4554	Be3130	Ca3179	Cd2288
IS Ref	(Y_3600)	(Y_3710)	(Y_2243)	(Y_2243)	(Y_3710)	(Y_3710)	(Y_3710)	(Y_2243)
Units	ppb	ppb	ppb	ppb	ppb	ppb	ppb	ppb
Avg	10.427	228.66	14.966	199.11	200.36	5.0853	5273.3	5.117
Stddev	.049	26.80	1.706	.88	.37	.0726	10.7	.138
%RSD	.46540	11.718	11.401	.44444	.18599	1.4275	.20342	2.694
Check ?	Chk Pass	Chk Pass	Chk Pass	Chk Pass	Chk Pass	Chk Pass	Chk Pass	Chk Pass
Value								
Range								

Elem	Co2286	Cr2677	Cu3273	Fe2599	K_7664	Li6707	Mg2790	Mn2576
IS Ref	(In2306)	(Y_3600)	(Y_3600)	(Y_3710)	(Y_3710)	(Y_3710)	(Y_3710)	(Y_3600)
Units	ppb	ppb	ppb	ppb	ppb	ppb	ppb	ppb
Avg	9.2689	9.9325	21.361	200.19	4966.9	47.728	4978.4	16.142
Stddev	.0600	.1917	.177	.94	34.8	1.859	13.7	.083
%RSD	.64741	1.9303	.82635	.46998	.70037	3.8955	.27613	.51558
Check ?	Chk Pass	Chk Pass	Chk Pass	Chk Pass	Chk Pass	Chk Pass	Chk Pass	Chk Pass
Value								
Range								

Elem	Mo2020	Na5895	Ni2316	Pb2203	Sb2175	Se1960	Sn1899	Ti3372
IS Ref	(Y_2243)	(Y_3710)	(In2306)	(Y_2243)	(Y_2243)	(Y_2243)	(In2306)	(Y_3600)
Units	ppb	ppb	ppb	ppb	ppb	ppb	ppb	ppb
Avg	36.301	5276.8	39.133	9.7871	20.23	20.513	96.358	50.271
Stddev	.494	4.2	.340	1.1467	2.34	1.634	1.874	.078
%RSD	1.3617	.07941	.86968	11.717	11.55	7.9653	1.9447	.15447
Check ?	Chk Pass	Chk Pass	Chk Pass	Chk Pass	Chk Pass	Chk Pass	Chk Pass	Chk Pass
Value								
Range								

PDF created with pdfFactory Pro trial version www.pdffactory.com

Sample Name: CRI-2593004 Acquired: 7/26/2016 16:03:18 Type: QC
Method: ICP I9 Method 200.7-6010(v136) Mode: CONC Corr. Factor: 1.000000
User: analyst Custom ID1: Custom ID2: Custom ID3:
Comment:

Elem	Tl1908	V_2908	Zn2062	Si2516	Sr3464
IS Ref	(In2306)	(Y_3710)	(In2306)	(Y_3710)	(Y_3710)
Units	ppb	ppb	ppb	ppb	ppb
Avg	19.280	11.801	47.232	470.84	50.787
Stddev	.790	1.753	.511	1.95	4.337
%RSD	4.0957	14.852	1.0829	.41480	8.5402
Check ?	Chk Pass	Chk Pass	Chk Pass	Chk Pass	Chk Pass
Value					
Range					

Int. Std.	In2306	Y_2243	Y_3600	Y_3710
Units	Cts/S	Cts/S	Cts/S	Cts/S
Avg	6016.0	4559.7	66230.	7360.8
Stddev	3.0	4.5	107.	21.2
%RSD	.04953	.09862	.16092	.28808

PDF created with pdfFactory Pro trial version www.pdffactory.com

Sample Name: 240-67505-f-3-c Acquired: 7/26/2016 16:07:27 Type: Unk
Method: ICP I9 Method 200.7-6010(v136) Mode: CONC Corr. Factor: 1.000000
User: analyst Custom ID1: Custom ID2: Custom ID3:
Comment:

Elem	Ag3280	Al3082	As1890	B_1826	Ba4554	Be3130
IS Ref	(Y_3600)	(Y_3710)	(Y_2243)	(Y_2243)	(Y_3710)	(Y_3710)
Units	ppb	ppb	ppb	ppb	ppb	ppb
Avg	2.9949	222900.	44.377	544.76	2540.5	37.091
Stddev	.5437	968.	2.539	2.01	1.0	.147
%RSD	18.154	.43412	5.7223	.36920	.03844	.39563
Check ?	Chk Pass	Chk Pass	Chk Pass	Chk Pass	Chk Pass	Chk Pass
High Limit						
Low Limit						

Elem	Ca3179	Cd2288	Co2286	Cr2677	Cu3273	Fe2599
IS Ref	(Y_3710)	(Y_2243)	(In2306)	(Y_3600)	(Y_3600)	(Y_3710)
Units	ppb	ppb	ppb	ppb	ppb	ppb
Avg	F 1103000.	1.371	52.469	97.588	100.10	102210.
Stddev	9168.	.228	.941	.134	.05	27.
%RSD	.83122	16.67	1.7935	.13756	.05454	.02614
Check ?	Chk Fail	Chk Pass	Chk Pass	Chk Pass	Chk Pass	Chk Pass
High Limit	800000.					
Low Limit	-500000.					

Elem	K_7664	Li6707	Mg2790	Mn2576	Mo2020	Na5895
IS Ref	(Y_3710)	(Y_3710)	(Y_3710)	(Y_3600)	(Y_2243)	(Y_3710)
Units	ppb	ppb	ppb	ppb	ppb	ppb
Avg	12004.	289.55	191720.	F 23560.	7.3065	9403.0
Stddev	33.	.82	277.	93.	.5058	25.2
%RSD	.27298	.28483	.14448	.39466	6.9231	.26845
Check ?	Chk Pass	Chk Pass	Chk Pass	Chk Fail	Chk Pass	Chk Pass
High Limit				15000.		
Low Limit				-500000.		

PDF created with pdfFactory Pro trial version www.pdffactory.com

Sample Name: 240-67505-f-3-c Acquired: 7/26/2016 16:07:27 Type: Unk
Method: ICP I9 Method 200.7-6010(v136) Mode: CONC Corr. Factor: 1.000000
User: analyst Custom ID1: Custom ID2: Custom ID3:
Comment:

Elem	Ni2316	Pb2203	Sb2175	Se1960	Sn1899	Ti3372
IS Ref	(In2306)	(Y_2243)	(Y_2243)	(Y_2243)	(In2306)	(Y_3600)
Units	ppb	ppb	ppb	ppb	ppb	ppb
Avg	146.68	48.981	-5.278	19.200	34.524	4200.3
Stddev	2.89	2.483	1.756	4.035	1.194	43.4
%RSD	1.9737	5.0685	33.26	21.018	3.4592	1.0324
Check ?	Chk Pass	Chk Pass	Chk Pass	Chk Pass	Chk Pass	Chk Pass
High Limit						
Low Limit						

Elem	Tl1908	V_2908	Zn2062	Si2516	Sr3464
IS Ref	(In2306)	(Y_3710)	(In2306)	(Y_3710)	(Y_3710)
Units	ppb	ppb	ppb	ppb	ppb
Avg	96.679	70.552	228.01	1650.7	1755.0
Stddev	1.436	1.409	2.99	8.2	7.6
%RSD	1.4853	1.9973	1.3131	.49809	.43459
Check ?	Chk Pass	Chk Pass	Chk Pass	Chk Pass	Chk Pass
High Limit					
Low Limit					

Int. Std.	In2306	Y_2243	Y_3600	Y_3710
Units	Cts/S	Cts/S	Cts/S	Cts/S
Avg	4494.5	5082.8	71793.	9047.3
Stddev	14.3	19.0	104.	17.2
%RSD	.31792	.37291	.14488	.19036
Check ?	Chk Pass	Chk Pass	Chk Pass	Chk Pass
Value	77.317%	115.91%	114.84%	126.29%
Range				

PDF created with pdfFactory Pro trial version www.pdffactory.com

Sample Name: 240-67505-f-4-c Acquired: 7/26/2016 16:11:47 Type: Unk
Method: ICP I9 Method 200.7-6010(v136) Mode: CONC Corr. Factor: 1.000000
User: analyst Custom ID1: Custom ID2: Custom ID3:
Comment:

Elem	Ag3280	Al3082	As1890	B_1826	Ba4554	Be3130
IS Ref	(Y_3600)	(Y_3710)	(Y_2243)	(Y_2243)	(Y_3710)	(Y_3710)
Units	ppb	ppb	ppb	ppb	ppb	ppb
Avg	3.9483	256710.	36.575	517.72	2777.6	42.822
Stddev	.1614	392.	1.207	6.16	3.8	.195
%RSD	4.0871	.15260	3.3006	1.1905	.13642	.45643
Check ?	Chk Pass	Chk Pass	Chk Pass	Chk Pass	Chk Pass	Chk Pass
High Limit						
Low Limit						

Elem	Ca3179	Cd2288	Co2286	Cr2677	Cu3273	Fe2599
IS Ref	(Y_3710)	(Y_2243)	(In2306)	(Y_3600)	(Y_3600)	(Y_3710)
Units	ppb	ppb	ppb	ppb	ppb	ppb
Avg	F 1315000.	2.163	49.308	151.10	87.309	76712.
Stddev	7888.	.068	2.236	.87	.167	25.
%RSD	.59983	3.124	4.5358	.57308	.19087	.03270
Check ?	Chk Fail	Chk Pass	Chk Pass	Chk Pass	Chk Pass	Chk Pass
High Limit	800000.					
Low Limit	-500000.					

Elem	K_7664	Li6707	Mg2790	Mn2576	Mo2020	Na5895
IS Ref	(Y_3710)	(Y_3710)	(Y_3710)	(Y_3600)	(Y_2243)	(Y_3710)
Units	ppb	ppb	ppb	ppb	ppb	ppb
Avg	14031.	312.89	247940.	F 27534.	6.4794	11909.
Stddev	41.	1.01	222.	32.	.5103	26.
%RSD	.29094	.32365	.08947	.11618	7.8757	.21452
Check ?	Chk Pass	Chk Pass	Chk Pass	Chk Fail	Chk Pass	Chk Pass
High Limit				15000.		
Low Limit				-500000.		

PDF created with pdfFactory Pro trial version www.pdffactory.com

Sample Name: 240-67505-f-4-c Acquired: 7/26/2016 16:11:47 Type: Unk
Method: ICP I9 Method 200.7-6010(v136) Mode: CONC Corr. Factor: 1.000000
User: analyst Custom ID1: Custom ID2: Custom ID3:
Comment:

Elem	Ni2316	Pb2203	Sb2175	Se1960	Sn1899	Ti3372
IS Ref	(In2306)	(Y_2243)	(Y_2243)	(Y_2243)	(In2306)	(Y_3600)
Units	ppb	ppb	ppb	ppb	ppb	ppb
Avg	141.73	82.034	-5.730	14.713	34.848	4863.8
Stddev	2.26	1.380	2.678	3.220	1.218	19.2
%RSD	1.5940	1.6822	46.74	21.882	3.4966	.39477
Check ?	Chk Pass	Chk Pass	Chk Pass	Chk Pass	Chk Pass	Chk Pass
High Limit						
Low Limit						

Elem	Tl1908	V_2908	Zn2062	Si2516	Sr3464
IS Ref	(In2306)	(Y_3710)	(In2306)	(Y_3710)	(Y_3710)
Units	ppb	ppb	ppb	ppb	ppb
Avg	117.91	76.975	241.36	1720.0	2191.3
Stddev	2.54	.316	5.24	12.3	5.5
%RSD	2.1523	.41106	2.1706	.71539	.25272
Check ?	Chk Pass	Chk Pass	Chk Pass	Chk Pass	Chk Pass
High Limit					
Low Limit					

Int. Std.	In2306	Y_2243	Y_3600	Y_3710
Units	Cts/S	Cts/S	Cts/S	Cts/S
Avg	4337.7	5231.3	74044.	9359.2
Stddev	7.2	29.9	99.	3.9
%RSD	.16628	.57152	.13339	.04138
Check ?	Chk Pass	Chk Pass	Chk Pass	Chk Pass
Value	74.619%	119.30%	118.44%	130.64%
Range				

PDF created with pdfFactory Pro trial version www.pdffactory.com

Sample Name: 240-67505-f-5-c Acquired: 7/26/2016 16:16:05 Type: Unk
Method: ICP I9 Method 200.7-6010(v136) Mode: CONC Corr. Factor: 1.000000
User: analyst Custom ID1: Custom ID2: Custom ID3:
Comment:

Elem	Ag3280	Al3082	As1890	B_1826	Ba4554	Be3130	Ca3179
IS Ref	(Y_3600)	(Y_3710)	(Y_2243)	(Y_2243)	(Y_3710)	(Y_3710)	(Y_3710)
Units	ppb	ppb	ppb	ppb	ppb	ppb	ppb
Avg	-.24602	114800.	89.806	78.888	953.39	12.030	413610.
Stddev	.44330	637.	2.083	1.110	2.11	.099	298.
%RSD	180.19	.55496	2.3197	1.4067	.22107	.82349	.07194
Check ?	Chk Pass	Chk Pass	Chk Pass	Chk Pass	Chk Pass	Chk Pass	Chk Pass
High Limit							
Low Limit							

Elem	Cd2288	Co2286	Cr2677	Cu3273	Fe2599	K_7664	Li6707
IS Ref	(Y_2243)	(In2306)	(Y_3600)	(Y_3600)	(Y_3710)	(Y_3710)	(Y_3710)
Units	ppb	ppb	ppb	ppb	ppb	ppb	ppb
Avg	1.976	82.845	121.10	190.13	174620.	14635.	207.45
Stddev	.086	1.292	.59	.71	741.	65.	4.45
%RSD	4.352	1.5595	.49044	.37535	.42439	.44169	2.1465
Check ?	Chk Pass	Chk Pass	Chk Pass	Chk Pass	Chk Pass	Chk Pass	Chk Pass
High Limit							
Low Limit							

Elem	Mg2790	Mn2576	Mo2020	Na5895	Ni2316	Pb2203	Sb2175
IS Ref	(Y_3710)	(Y_3600)	(Y_2243)	(Y_3710)	(In2306)	(Y_2243)	(Y_2243)
Units	ppb	ppb	ppb	ppb	ppb	ppb	ppb
Avg	82798.	6772.1	27.277	2625.7	233.37	102.46	-2.371
Stddev	376.	34.2	.236	6.4	3.45	.46	2.896
%RSD	.45382	.50570	.86385	.24412	1.4777	.44830	122.2
Check ?	Chk Pass	Chk Pass	Chk Pass	Chk Pass	Chk Pass	Chk Pass	Chk Pass
High Limit							
Low Limit							

PDF created with pdfFactory Pro trial version www.pdffactory.com

Sample Name: 240-67505-f-5-c Acquired: 7/26/2016 16:16:05 Type: Unk
Method: ICP I9 Method 200.7-6010(v136) Mode: CONC Corr. Factor: 1.000000
User: analyst Custom ID1: Custom ID2: Custom ID3:
Comment:

Elem	Se1960	Sn1899	Ti3372	Tl1908	V_2908	Zn2062	Si2516
IS Ref	(Y_2243)	(In2306)	(Y_3600)	(In2306)	(Y_3710)	(In2306)	(Y_3710)
Units	ppb	ppb	ppb	ppb	ppb	ppb	ppb
Avg	7.1763	29.701	1111.2	28.571	137.04	622.17	5626.6
Stddev	.6789	.593	1.4	1.071	2.18	8.60	70.1
%RSD	9.4606	1.9961	.12542	3.7481	1.5912	1.3819	1.2466
Check ?	Chk Pass	Chk Pass	Chk Pass	Chk Pass	Chk Pass	Chk Pass	Chk Pass
High Limit							
Low Limit							

Elem	Sr3464
IS Ref	(Y_3710)
Units	ppb
Avg	640.52
Stddev	1.07
%RSD	.16732
Check ?	Chk Pass
High Limit	
Low Limit	

Int. Std.	In2306	Y_2243	Y_3600	Y_3710
Units	Cts/S	Cts/S	Cts/S	Cts/S
Avg	5077.8	4643.8	66309.	7894.4
Stddev	3.2	13.8	62.	46.8
%RSD	.06209	.29793	.09335	.59311
Check ?	Chk Pass	Chk Pass	Chk Pass	Chk Pass
Value	87.350%	105.90%	106.06%	110.20%
Range				

PDF created with pdfFactory Pro trial version www.pdffactory.com

Sample Name: 240-67505-f-6-c Acquired: 7/26/2016 16:20:16 Type: Unk
Method: ICP I9 Method 200.7-6010(v136) Mode: CONC Corr. Factor: 1.000000
User: analyst Custom ID1: Custom ID2: Custom ID3:
Comment:

Elem	Ag3280	Al3082	As1890	B_1826	Ba4554	Be3130	Ca3179
IS Ref	(Y_3600)	(Y_3710)	(Y_2243)	(Y_2243)	(Y_3710)	(Y_3710)	(Y_3710)
Units	ppb	ppb	ppb	ppb	ppb	ppb	ppb
Avg	-.28039	148570.	92.188	153.68	1002.1	11.539	446560.
Stddev	.28014	806.	2.725	.67	1.1	.075	4122.
%RSD	99.913	.54245	2.9560	.43528	.11451	.64770	.92313
Check ?	Chk Pass	Chk Pass	Chk Pass	Chk Pass	Chk Pass	Chk Pass	Chk Pass
High Limit							
Low Limit							

Elem	Cd2288	Co2286	Cr2677	Cu3273	Fe2599	K_7664	Li6707
IS Ref	(Y_2243)	(In2306)	(Y_3600)	(Y_3600)	(Y_3710)	(Y_3710)	(Y_3710)
Units	ppb	ppb	ppb	ppb	ppb	ppb	ppb
Avg	1.099	101.90	208.05	165.48	196610.	18319.	255.47
Stddev	.113	2.44	.41	.67	383.	82.	1.63
%RSD	10.25	2.3961	.19575	.40325	.19464	.44776	.63921
Check ?	Chk Pass	Chk Pass	Chk Pass	Chk Pass	Chk Pass	Chk Pass	Chk Pass
High Limit							
Low Limit							

Elem	Mg2790	Mn2576	Mo2020	Na5895	Ni2316	Pb2203	Sb2175
IS Ref	(Y_3710)	(Y_3600)	(Y_2243)	(Y_3710)	(In2306)	(Y_2243)	(Y_2243)
Units	ppb	ppb	ppb	ppb	ppb	ppb	ppb
Avg	115650.	8769.6	22.161	3211.4	262.19	79.392	-4.940
Stddev	368.	57.5	.732	16.4	4.38	1.510	1.164
%RSD	.31796	.65615	3.3041	.51187	1.6702	1.9017	23.56
Check ?	Chk Pass	Chk Pass	Chk Pass	Chk Pass	Chk Pass	Chk Pass	Chk Pass
High Limit							
Low Limit							

PDF created with pdfFactory Pro trial version www.pdffactory.com

Sample Name: 240-67505-f-6-c Acquired: 7/26/2016 16:20:16 Type: Unk
Method: ICP I9 Method 200.7-6010(v136) Mode: CONC Corr. Factor: 1.000000
User: analyst Custom ID1: Custom ID2: Custom ID3:
Comment:

Elem	Se1960	Sn1899	Ti3372	Tl1908	V_2908	Zn2062	Si2516
IS Ref	(Y_2243)	(In2306)	(Y_3600)	(In2306)	(Y_3710)	(In2306)	(Y_3710)
Units	ppb	ppb	ppb	ppb	ppb	ppb	ppb
Avg	4.2689	30.668	8272.0	37.659	311.97	540.06	4987.6
Stddev	2.7652	.376	28.0	1.508	5.17	10.34	24.4
%RSD	64.774	1.2269	.33806	4.0048	1.6562	1.9143	.48898
Check ?	Chk Pass	Chk Pass	Chk Pass	Chk Pass	Chk Pass	Chk Pass	Chk Pass
High Limit							
Low Limit							

Elem	Sr3464
IS Ref	(Y_3710)
Units	ppb
Avg	732.01
Stddev	7.58
%RSD	1.0356
Check ?	Chk Pass
High Limit	
Low Limit	

Int. Std.	In2306	Y_2243	Y_3600	Y_3710
Units	Cts/S	Cts/S	Cts/S	Cts/S
Avg	4985.2	4599.1	65929.	7836.1
Stddev	10.2	1.1	105.	26.7
%RSD	.20546	.02404	.15865	.34091
Check ?	Chk Pass	Chk Pass	Chk Pass	Chk Pass
Value	85.758%	104.88%	105.46%	109.38%
Range				

PDF created with pdfFactory Pro trial version www.pdffactory.com

Sample Name: 240-67505-f-7-c Acquired: 7/26/2016 16:24:35 Type: Unk
Method: ICP I9 Method 200.7-6010(v136) Mode: CONC Corr. Factor: 1.000000
User: analyst Custom ID1: Custom ID2: Custom ID3:
Comment:

Elem	Ag3280	Al3082	As1890	B_1826	Ba4554	Be3130
IS Ref	(Y_3600)	(Y_3710)	(Y_2243)	(Y_2243)	(Y_3710)	(Y_3710)
Units	ppb	ppb	ppb	ppb	ppb	ppb
Avg	2.0164	194500.	70.647	231.83	2683.1	26.094
Stddev	.1246	254.	1.296	1.44	6.8	.187
%RSD	6.1778	.13042	1.8340	.62153	.25256	.71737
Check ?	Chk Pass	Chk Pass	Chk Pass	Chk Pass	Chk Pass	Chk Pass
High Limit						
Low Limit						

Elem	Ca3179	Cd2288	Co2286	Cr2677	Cu3273	Fe2599
IS Ref	(Y_3710)	(Y_2243)	(In2306)	(Y_3600)	(Y_3600)	(Y_3710)
Units	ppb	ppb	ppb	ppb	ppb	ppb
Avg	F 945940.	1.132	67.812	110.92	138.64	109040.
Stddev	6241.	.119	1.363	.24	.58	269.
%RSD	.65973	10.55	2.0100	.21785	.41735	.24641
Check ?	Chk Fail	Chk Pass	Chk Pass	Chk Pass	Chk Pass	Chk Pass
High Limit	800000.					
Low Limit	-500000.					

Elem	K_7664	Li6707	Mg2790	Mn2576	Mo2020	Na5895
IS Ref	(Y_3710)	(Y_3710)	(Y_3710)	(Y_3600)	(Y_2243)	(Y_3710)
Units	ppb	ppb	ppb	ppb	ppb	ppb
Avg	17125.	238.06	165250.	F 15909.	16.743	6669.0
Stddev	20.	1.67	274.	89.	.227	11.5
%RSD	.11748	.70244	.16561	.56125	1.3534	.17239
Check ?	Chk Pass	Chk Pass	Chk Pass	Chk Fail	Chk Pass	Chk Pass
High Limit				15000.		
Low Limit				-500000.		

PDF created with pdfFactory Pro trial version www.pdffactory.com

Sample Name: 240-67505-f-7-c Acquired: 7/26/2016 16:24:35 Type: Unk
Method: ICP I9 Method 200.7-6010(v136) Mode: CONC Corr. Factor: 1.000000
User: analyst Custom ID1: Custom ID2: Custom ID3:
Comment:

Elem	Ni2316	Pb2203	Sb2175	Se1960	Sn1899	Ti3372
IS Ref	(In2306)	(Y_2243)	(Y_2243)	(Y_2243)	(In2306)	(Y_3600)
Units	ppb	ppb	ppb	ppb	ppb	ppb
Avg	174.26	61.214	-3.854	9.4008	33.542	7806.4
Stddev	2.82	.448	4.011	1.6871	1.442	41.8
%RSD	1.6206	.73201	104.1	17.946	4.2978	.53569
Check ?	Chk Pass	Chk Pass	Chk Pass	Chk Pass	Chk Pass	Chk Pass
High Limit						
Low Limit						

Elem	Tl1908	V_2908	Zn2062	Si2516	Sr3464
IS Ref	(In2306)	(Y_3710)	(In2306)	(Y_3710)	(Y_3710)
Units	ppb	ppb	ppb	ppb	ppb
Avg	69.014	116.69	434.12	3244.4	2825.0
Stddev	1.066	.31	6.67	27.4	15.5
%RSD	1.5442	.26778	1.5368	.84305	.54882
Check ?	Chk Pass	Chk Pass	Chk Pass	Chk Pass	Chk Pass
High Limit					
Low Limit					

Int. Std.	In2306	Y_2243	Y_3600	Y_3710
Units	Cts/S	Cts/S	Cts/S	Cts/S
Avg	4579.7	5124.0	72755.	8903.6
Stddev	9.2	20.9	59.	27.3
%RSD	.20143	.40756	.08136	.30694
Check ?	Chk Pass	Chk Pass	Chk Pass	Chk Pass
Value	78.782%	116.85%	116.37%	124.28%
Range				

PDF created with pdfFactory Pro trial version www.pdffactory.com

Sample Name: CCV-2609127 Acquired: 7/26/2016 16:28:55 Type: QC
Method: ICP I9 Method 200.7-6010(v136) Mode: CONC Corr. Factor: 1.000000
User: analyst Custom ID1: Custom ID2: Custom ID3:
Comment:

Elem	Ag3280	Al3082	As1890	B_1826	Ba4554	Be3130	Ca3179	Cd2288
IS Ref	(Y_3600)	(Y_3710)	(Y_2243)	(Y_2243)	(Y_3710)	(Y_3710)	(Y_3710)	(Y_2243)
Units	ppb	ppb	ppb	ppb	ppb	ppb	ppb	ppb
Avg	1034.8	24029.	494.63	5247.3	1997.5	2088.7	52033.	511.9
Stddev	1.8	115.	3.00	28.6	2.1	5.0	159.	3.4
%RSD	.17672	.48041	.60607	.54575	.10343	.23865	.30501	.6714
Check ?	Chk Pass	Chk Pass	Chk Pass	Chk Pass	Chk Pass	Chk Pass	Chk Pass	Chk Pass
Value								
Range								

Elem	Co2286	Cr2677	Cu3273	Fe2599	K_7664	Li6707	Mg2790	Mn2576
IS Ref	(In2306)	(Y_3600)	(Y_3600)	(Y_3710)	(Y_3710)	(Y_3710)	(Y_3710)	(Y_3600)
Units	ppb	ppb	ppb	ppb	ppb	ppb	ppb	ppb
Avg	1957.5	1889.7	1985.3	23813.	50420.	4895.1	47746.	1815.9
Stddev	11.1	3.3	4.2	73.	168.	13.6	161.	4.7
%RSD	.56491	.17310	.21222	.30625	.33367	.27744	.33672	.25743
Check ?	Chk Pass	Chk Pass	Chk Pass	Chk Pass	Chk Pass	Chk Pass	Chk Pass	Chk Pass
Value								
Range								

Elem	Mo2020	Na5895	Ni2316	Pb2203	Sb2175	Se1960	Sn1899	Ti3372
IS Ref	(Y_2243)	(Y_3710)	(In2306)	(Y_2243)	(Y_2243)	(Y_2243)	(In2306)	(Y_3600)
Units	ppb	ppb	ppb	ppb	ppb	ppb	ppb	ppb
Avg	1943.4	52012.	1990.7	472.39	520.1	508.69	5048.0	4916.4
Stddev	14.3	113.	12.8	4.39	8.8	5.62	27.7	8.6
%RSD	.73651	.21799	.64129	.92899	1.689	1.1045	.54841	.17561
Check ?	Chk Pass	Chk Pass	Chk Pass	Chk Pass	Chk Pass	Chk Pass	Chk Pass	Chk Pass
Value								
Range								

PDF created with pdfFactory Pro trial version www.pdffactory.com

Sample Name: CCV-2609127 Acquired: 7/26/2016 16:28:55 Type: QC
Method: ICP I9 Method 200.7-6010(v136) Mode: CONC Corr. Factor: 1.000000
User: analyst Custom ID1: Custom ID2: Custom ID3:
Comment:

Elem	Tl1908	V_2908	Zn2062	Si2516	Sr3464
IS Ref	(In2306)	(Y_3710)	(In2306)	(Y_3710)	(Y_3710)
Units	ppb	ppb	ppb	ppb	ppb
Avg	978.28	1974.4	2018.1	4810.9	5109.4
Stddev	9.47	.5	10.9	56.1	18.7
%RSD	.96789	.02479	.54087	1.1670	.36656
Check ?	Chk Pass	Chk Pass	Chk Pass	Chk Pass	Chk Pass
Value					
Range					

Int. Std.	In2306	Y_2243	Y_3600	Y_3710
Units	Cts/S	Cts/S	Cts/S	Cts/S
Avg	5386.2	4363.8	62824.	7140.6
Stddev	10.4	10.9	57.	14.2
%RSD	.19271	.24908	.09094	.19894

PDF created with pdfFactory Pro trial version www.pdffactory.com

Sample Name: CCB Acquired: 7/26/2016 16:32:50 Type: QC
Method: ICP I9 Method 200.7-6010(v136) Mode: CONC Corr. Factor: 1.000000
User: analyst Custom ID1: Custom ID2: Custom ID3:
Comment:

Elem	Ag3280	Al3082	As1890	B_1826	Ba4554	Be3130	Ca3179	Cd2288
IS Ref	(Y_3600)	(Y_3710)	(Y_2243)	(Y_2243)	(Y_3710)	(Y_3710)	(Y_3710)	(Y_2243)
Units	ppb	ppb	ppb	ppb	ppb	ppb	ppb	ppb
Avg	.22162	5.9057	-.02982	-3.5271	-.05681	-.00134	42.044	.1236
Stddev	.08714	9.3943	1.2980	.3479	.07450	.07783	3.749	.0773
%RSD	39.318	159.07	4352.9	9.8628	131.15	5816.6	8.9176	62.57
Check ?	Chk Pass	Chk Pass	Chk Pass	Chk Pass	Chk Pass	Chk Pass	Chk Pass	Chk Pass
High Limit								
Low Limit								

Elem	Co2286	Cr2677	Cu3273	Fe2599	K_7664	Li6707	Mg2790	Mn2576
IS Ref	(In2306)	(Y_3600)	(Y_3600)	(Y_3710)	(Y_3710)	(Y_3710)	(Y_3710)	(Y_3600)
Units	ppb	ppb	ppb	ppb	ppb	ppb	ppb	ppb
Avg	-.23140	.29256	1.0551	6.9530	-.61356	-2.1904	4.4850	.73595
Stddev	.26778	.08495	.3681	1.8602	20.239	1.0332	17.052	.00666
%RSD	115.72	29.037	34.888	26.754	3298.6	47.170	380.21	.90443
Check ?	Chk Pass	Chk Pass	Chk Pass	Chk Pass	Chk Pass	Chk Pass	Chk Pass	Chk Pass
High Limit								
Low Limit								

Elem	Mo2020	Na5895	Ni2316	Pb2203	Sb2175	Se1960	Sn1899	Ti3372
IS Ref	(Y_2243)	(Y_3710)	(In2306)	(Y_2243)	(Y_2243)	(Y_2243)	(In2306)	(Y_3600)
Units	ppb	ppb	ppb	ppb	ppb	ppb	ppb	ppb
Avg	.93721	54.249	.48047	-.01631	.2049	.96574	-.03815	1.1777
Stddev	.06323	5.278	.19302	.14159	1.461	.53597	.39870	.0230
%RSD	6.7468	9.7290	40.173	868.23	713.0	55.498	1045.1	1.9541
Check ?	Chk Pass	Chk Pass	Chk Pass	Chk Pass	Chk Pass	Chk Pass	Chk Pass	Chk Pass
High Limit								
Low Limit								

PDF created with pdfFactory Pro trial version www.pdffactory.com

Sample Name: CCB Acquired: 7/26/2016 16:32:50 Type: QC
Method: ICP I9 Method 200.7-6010(v136) Mode: CONC Corr. Factor: 1.000000
User: analyst Custom ID1: Custom ID2: Custom ID3:
Comment:

Elem	Tl1908	V_2908	Zn2062	Si2516	Sr3464
IS Ref	(In2306)	(Y_3710)	(In2306)	(Y_3710)	(Y_3710)
Units	ppb	ppb	ppb	ppb	ppb
Avg	.34391	1.4214	.20758	-4.4073	3.7306
Stddev	.95761	1.5425	.04816	1.4682	3.9523
%RSD	278.44	108.52	23.202	33.314	105.94
Check ?	Chk Pass	Chk Pass	Chk Pass	Chk Pass	Chk Pass
High Limit					
Low Limit					

Int. Std.	In2306	Y_2243	Y_3600	Y_3710
Units	Cts/S	Cts/S	Cts/S	Cts/S
Avg	6077.8	4558.2	66497.	7276.4
Stddev	8.5	7.2	247.	21.8
%RSD	.14036	.15694	.37107	.29941

PDF created with pdfFactory Pro trial version www.pdffactory.com

Sample Name: 240-67538-b-5-b Acquired: 7/26/2016 16:37:03 Type: Unk
Method: ICP I9 Method 200.7-6010(v136) Mode: CONC Corr. Factor: 1.000000
User: analyst Custom ID1: Custom ID2: Custom ID3:
Comment:

Elem	Ag3280	Al3082	As1890	B_1826	Ba4554	Be3130	Ca3179	Cd2288
IS Ref	(Y_3600)	(Y_3710)	(Y_2243)	(Y_2243)	(Y_3710)	(Y_3710)	(Y_3710)	(Y_2243)
Units	ppb	ppb	ppb	ppb	ppb	ppb	ppb	ppb
Avg	.43887	12.895	-.23790	3.9280	10.070	-.13112	1139.8	1.376
Stddev	.27270	15.250	.44282	.5684	.090	.04283	1.7	.020
%RSD	62.138	118.27	186.14	14.470	.88901	32.661	.14904	1.480
Check ?	Chk Pass	Chk Pass	Chk Pass	Chk Pass	Chk Pass	Chk Pass	Chk Pass	Chk Pass
High Limit								
Low Limit								

Elem	Co2286	Cr2677	Cu3273	Fe2599	K_7664	Li6707	Mg2790	Mn2576
IS Ref	(In2306)	(Y_3600)	(Y_3600)	(Y_3710)	(Y_3710)	(Y_3710)	(Y_3710)	(Y_3600)
Units	ppb	ppb	ppb	ppb	ppb	ppb	ppb	ppb
Avg	-.38678	1.2264	35.545	53.485	92.731	-2.0855	175.32	2.3752
Stddev	.48896	.2120	.751	1.482	10.236	2.2590	10.73	.0233
%RSD	126.42	17.289	2.1122	2.7712	11.039	108.32	6.1186	.98243
Check ?	Chk Pass	Chk Pass	Chk Pass	Chk Pass	Chk Pass	Chk Pass	Chk Pass	Chk Pass
High Limit								
Low Limit								

Elem	Mo2020	Na5895	Ni2316	Pb2203	Sb2175	Se1960	Sn1899	Ti3372
IS Ref	(Y_2243)	(Y_3710)	(In2306)	(Y_2243)	(Y_2243)	(Y_2243)	(In2306)	(Y_3600)
Units	ppb	ppb	ppb	ppb	ppb	ppb	ppb	ppb
Avg	8.5035	122.82	2.1788	23.775	-.1229	.87846	31.484	.96655
Stddev	.0525	4.07	.4575	.881	1.490	1.7282	.628	.10851
%RSD	.61795	3.3157	20.998	3.7037	1212.	196.73	1.9959	11.227
Check ?	Chk Pass	Chk Pass	Chk Pass	Chk Pass	Chk Pass	Chk Pass	Chk Pass	Chk Pass
High Limit								
Low Limit								

PDF created with pdfFactory Pro trial version www.pdffactory.com

Sample Name: 240-67538-b-5-b Acquired: 7/26/2016 16:37:03 Type: Unk
Method: ICP I9 Method 200.7-6010(v136) Mode: CONC Corr. Factor: 1.000000
User: analyst Custom ID1: Custom ID2: Custom ID3:
Comment:

Elem	Tl1908	V_2908	Zn2062	Si2516	Sr3464
IS Ref	(In2306)	(Y_3710)	(In2306)	(Y_3710)	(Y_3710)
Units	ppb	ppb	ppb	ppb	ppb
Avg	-1.5075	-1.4710	924.65	320.63	5.5721
Stddev	.8438	2.1131	7.00	6.66	1.8996
%RSD	55.974	143.65	.75717	2.0769	34.091
Check ?	Chk Pass	Chk Pass	Chk Pass	Chk Pass	Chk Pass
High Limit					
Low Limit					

Int. Std.	In2306	Y_2243	Y_3600	Y_3710
Units	Cts/S	Cts/S	Cts/S	Cts/S
Avg	6127.4	4566.7	67256.	7457.7
Stddev	2.9	5.0	145.	29.0
%RSD	.04688	.10872	.21533	.38906
Check ?	Chk Pass	Chk Pass	Chk Pass	Chk Pass
Value	105.41%	104.14%	107.58%	104.10%
Range				

PDF created with pdfFactory Pro trial version www.pdffactory.com

Sample Name: 240-67538-c-6-a Acquired: 7/26/2016 16:41:15 Type: Unk
Method: ICP I9 Method 200.7-6010(v136) Mode: CONC Corr. Factor: 1.000000
User: analyst Custom ID1: Custom ID2: Custom ID3:
Comment:

Elem	Ag3280	Al3082	As1890	B_1826	Ba4554	Be3130	Ca3179	Cd2288
IS Ref	(Y_3600)	(Y_3710)	(Y_2243)	(Y_2243)	(Y_3710)	(Y_3710)	(Y_3710)	(Y_2243)
Units	ppb	ppb	ppb	ppb	ppb	ppb	ppb	ppb
Avg	.19944	55.978	-.26154	36.778	28.927	-.09951	1348.9	.2859
Stddev	.27552	8.448	1.3631	.676	.105	.01013	9.2	.0566
%RSD	138.15	15.091	521.19	1.8388	.36306	10.183	.67999	19.79
Check ?	Chk Pass	Chk Pass	Chk Pass	Chk Pass	Chk Pass	Chk Pass	Chk Pass	Chk Pass
High Limit								
Low Limit								

Elem	Co2286	Cr2677	Cu3273	Fe2599	K_7664	Li6707	Mg2790	Mn2576
IS Ref	(In2306)	(Y_3600)	(Y_3600)	(Y_3710)	(Y_3710)	(Y_3710)	(Y_3710)	(Y_3600)
Units	ppb	ppb	ppb	ppb	ppb	ppb	ppb	ppb
Avg	-.25772	1.2677	40.448	78.702	53.885	-.86689	67.013	3.9618
Stddev	.15893	.1447	.320	1.375	22.685	.94794	19.388	.0411
%RSD	61.669	11.418	.79168	1.7474	42.098	109.35	28.931	1.0370
Check ?	Chk Pass	Chk Pass	Chk Pass	Chk Pass	Chk Pass	Chk Pass	Chk Pass	Chk Pass
High Limit								
Low Limit								

Elem	Mo2020	Na5895	Ni2316	Pb2203	Sb2175	Se1960	Sn1899	Ti3372
IS Ref	(Y_2243)	(Y_3710)	(In2306)	(Y_2243)	(Y_2243)	(Y_2243)	(In2306)	(Y_3600)
Units	ppb	ppb	ppb	ppb	ppb	ppb	ppb	ppb
Avg	26.089	170.94	2.2815	6.6950	1.625	3.2357	33.193	-.27284
Stddev	.663	6.53	.3465	1.3403	1.782	.9244	.911	.12518
%RSD	2.5397	3.8211	15.189	20.019	109.7	28.569	2.7460	45.880
Check ?	Chk Pass	Chk Pass	Chk Pass	Chk Pass	Chk Pass	Chk Pass	Chk Pass	Chk Pass
High Limit								
Low Limit								

PDF created with pdfFactory Pro trial version www.pdffactory.com

Sample Name: 240-67538-c-6-a Acquired: 7/26/2016 16:41:15 Type: Unk
Method: ICP I9 Method 200.7-6010(v136) Mode: CONC Corr. Factor: 1.000000
User: analyst Custom ID1: Custom ID2: Custom ID3:
Comment:

Elem	Tl1908	V_2908	Zn2062	Si2516	Sr3464
IS Ref	(In2306)	(Y_3710)	(In2306)	(Y_3710)	(Y_3710)
Units	ppb	ppb	ppb	ppb	ppb
Avg	-1.6649	-.71768	507.11	80.435	-.41862
Stddev	.6421	.79593	10.61	1.943	5.6040
%RSD	38.566	110.90	2.0912	2.4156	1338.7
Check ?	Chk Pass	Chk Pass	Chk Pass	Chk Pass	Chk Pass
High Limit					
Low Limit					

Int. Std.	In2306	Y_2243	Y_3600	Y_3710
Units	Cts/S	Cts/S	Cts/S	Cts/S
Avg	6123.6	4569.6	67296.	7414.1
Stddev	14.0	7.3	58.	37.8
%RSD	.22938	.16077	.08547	.51044
Check ?	Chk Pass	Chk Pass	Chk Pass	Chk Pass
Value	105.34%	104.21%	107.64%	103.49%
Range				

PDF created with pdfFactory Pro trial version www.pdffactory.com

Sample Name: 240-67538-a-7-a Acquired: 7/26/2016 16:45:25 Type: Unk
Method: ICP I9 Method 200.7-6010(v136) Mode: CONC Corr. Factor: 1.000000
User: analyst Custom ID1: Custom ID2: Custom ID3:
Comment:

Elem	Ag3280	Al3082	As1890	B_1826	Ba4554	Be3130	Ca3179	Cd2288
IS Ref	(Y_3600)	(Y_3710)	(Y_2243)	(Y_2243)	(Y_3710)	(Y_3710)	(Y_3710)	(Y_2243)
Units	ppb	ppb	ppb	ppb	ppb	ppb	ppb	ppb
Avg	.11652	16.185	4.5772	6091.3	2.6272	-.22398	246.15	.0873
Stddev	.11336	8.423	.4721	51.3	.1335	.04807	2.42	.0635
%RSD	97.291	52.044	10.315	.84194	5.0823	21.461	.98132	72.73
Check ?	Chk Pass	Chk Pass	Chk Pass	Chk Pass	Chk Pass	Chk Pass	Chk Pass	Chk Pass
High Limit								
Low Limit								

Elem	Co2286	Cr2677	Cu3273	Fe2599	K_7664	Li6707	Mg2790	Mn2576
IS Ref	(In2306)	(Y_3600)	(Y_3600)	(Y_3710)	(Y_3710)	(Y_3710)	(Y_3710)	(Y_3600)
Units	ppb	ppb	ppb	ppb	ppb	ppb	ppb	ppb
Avg	-.22076	1.3252	4.4868	20.020	40038.	-.34404	74.373	.76939
Stddev	.12851	.3081	.5173	2.200	62.	.73154	9.072	.03049
%RSD	58.213	23.248	11.530	10.989	.15398	212.63	12.198	3.9632
Check ?	Chk Pass	Chk Pass	Chk Pass	Chk Pass	Chk Pass	Chk Pass	Chk Pass	Chk Pass
High Limit								
Low Limit								

Elem	Mo2020	Na5895	Ni2316	Pb2203	Sb2175	Se1960	Sn1899	Ti3372
IS Ref	(Y_2243)	(Y_3710)	(In2306)	(Y_2243)	(Y_2243)	(Y_2243)	(In2306)	(Y_3600)
Units	ppb	ppb	ppb	ppb	ppb	ppb	ppb	ppb
Avg	2.7968	14057.	1.5260	-.17963	.4402	5.6067	30.462	-.55757
Stddev	.0964	34.	.3982	.85172	3.083	4.3858	.571	.11193
%RSD	3.4477	.24126	26.094	474.17	700.4	78.225	1.8752	20.075
Check ?	Chk Pass	Chk Pass	Chk Pass	Chk Pass	Chk Pass	Chk Pass	Chk Pass	Chk Pass
High Limit								
Low Limit								

PDF created with pdfFactory Pro trial version www.pdffactory.com

Sample Name: 240-67538-a-7-a Acquired: 7/26/2016 16:45:25 Type: Unk
Method: ICP I9 Method 200.7-6010(v136) Mode: CONC Corr. Factor: 1.000000
User: analyst Custom ID1: Custom ID2: Custom ID3:
Comment:

Elem	Tl1908	V_2908	Zn2062	Si2516	Sr3464
IS Ref	(In2306)	(Y_3710)	(In2306)	(Y_3710)	(Y_3710)
Units	ppb	ppb	ppb	ppb	ppb
Avg	-4.2073	1.3860	3.6122	133.75	.53774
Stddev	.3959	2.6834	.2401	1.31	5.2601
%RSD	9.4087	193.61	6.6470	.98061	978.19
Check ?	Chk Pass	Chk Pass	Chk Pass	Chk Pass	Chk Pass
High Limit					
Low Limit					

Int. Std.	In2306	Y_2243	Y_3600	Y_3710
Units	Cts/S	Cts/S	Cts/S	Cts/S
Avg	5799.3	4430.2	64279.	7151.7
Stddev	1.9	5.3	53.	34.3
%RSD	.03316	.11868	.08282	.47925
Check ?	Chk Pass	Chk Pass	Chk Pass	Chk Pass
Value	99.762%	101.03%	102.82%	99.829%
Range				

PDF created with pdfFactory Pro trial version www.pdffactory.com

Sample Name: 240-67538-a-8-a Acquired: 7/26/2016 16:49:31 Type: Unk
Method: ICP I9 Method 200.7-6010(v136) Mode: CONC Corr. Factor: 1.000000
User: analyst Custom ID1: Custom ID2: Custom ID3:
Comment:

Elem	Ag3280	Al3082	As1890	B_1826	Ba4554	Be3130	Ca3179	Cd2288
IS Ref	(Y_3600)	(Y_3710)	(Y_2243)	(Y_2243)	(Y_3710)	(Y_3710)	(Y_3710)	(Y_2243)
Units	ppb	ppb	ppb	ppb	ppb	ppb	ppb	ppb
Avg	.06136	29.381	.12632	2306.2	.53083	-.14636	190.91	.0402
Stddev	.26435	14.109	.90713	21.3	.10639	.06175	2.24	.1336
%RSD	430.85	48.022	718.11	.92490	20.042	42.192	1.1752	332.6
Check ?	Chk Pass	Chk Pass	Chk Pass	Chk Pass	Chk Pass	Chk Pass	Chk Pass	Chk Pass
High Limit								
Low Limit								

Elem	Co2286	Cr2677	Cu3273	Fe2599	K_7664	Li6707	Mg2790	Mn2576
IS Ref	(In2306)	(Y_3600)	(Y_3600)	(Y_3710)	(Y_3710)	(Y_3710)	(Y_3710)	(Y_3600)
Units	ppb	ppb	ppb	ppb	ppb	ppb	ppb	ppb
Avg	-.18062	1.0266	5.7483	14.719	16704.	-2.0336	83.981	1.0615
Stddev	.26527	.2730	.7569	.972	40.	1.5361	18.017	.0299
%RSD	146.86	26.591	13.167	6.6048	.23945	75.536	21.453	2.8166
Check ?	Chk Pass	Chk Pass	Chk Pass	Chk Pass	Chk Pass	Chk Pass	Chk Pass	Chk Pass
High Limit								
Low Limit								

Elem	Mo2020	Na5895	Ni2316	Pb2203	Sb2175	Se1960	Sn1899	Ti3372
IS Ref	(Y_2243)	(Y_3710)	(In2306)	(Y_2243)	(Y_2243)	(Y_2243)	(In2306)	(Y_3600)
Units	ppb	ppb	ppb	ppb	ppb	ppb	ppb	ppb
Avg	-2.6233	5630.2	1.4987	.26525	-.1520	1.5578	28.942	-.77072
Stddev	.2806	8.4	.3706	.24423	.8358	2.0675	1.081	.08930
%RSD	10.697	.14875	24.731	92.077	549.9	132.72	3.7369	11.587
Check ?	Chk Pass	Chk Pass	Chk Pass	Chk Pass	Chk Pass	Chk Pass	Chk Pass	Chk Pass
High Limit								
Low Limit								

PDF created with pdfFactory Pro trial version www.pdffactory.com

Sample Name: 240-67538-a-8-a Acquired: 7/26/2016 16:49:31 Type: Unk
Method: ICP I9 Method 200.7-6010(v136) Mode: CONC Corr. Factor: 1.000000
User: analyst Custom ID1: Custom ID2: Custom ID3:
Comment:

Elem	Tl1908	V_2908	Zn2062	Si2516	Sr3464
IS Ref	(In2306)	(Y_3710)	(In2306)	(Y_3710)	(Y_3710)
Units	ppb	ppb	ppb	ppb	ppb
Avg	-.32484	.81068	3.1370	113.19	-.19311
Stddev	.17800	.88105	.0784	7.75	3.3040
%RSD	54.795	108.68	2.4977	6.8442	1710.9
Check ?	Chk Pass	Chk Pass	Chk Pass	Chk Pass	Chk Pass
High Limit					
Low Limit					

Int. Std.	In2306	Y_2243	Y_3600	Y_3710
Units	Cts/S	Cts/S	Cts/S	Cts/S
Avg	5933.3	4518.4	65358.	7209.7
Stddev	4.7	1.1	19.	9.9
%RSD	.07904	.02400	.02835	.13669
Check ?	Chk Pass	Chk Pass	Chk Pass	Chk Pass
Value	102.07%	103.04%	104.54%	100.64%
Range				

PDF created with pdfFactory Pro trial version www.pdffactory.com

Sample Name: 240-67470-f-2-a Acquired: 7/26/2016 16:53:37 Type: Unk
Method: ICP I9 Method 200.7-6010(v136) Mode: CONC Corr. Factor: 1.000000
User: analyst Custom ID1: Custom ID2: Custom ID3:
Comment:

Elem	Ag3280	Al3082	As1890	B_1826	Ba4554	Be3130	Ca3179
IS Ref	(Y_3600)	(Y_3710)	(Y_2243)	(Y_2243)	(Y_3710)	(Y_3710)	(Y_3710)
Units	ppb	ppb	ppb	ppb	ppb	ppb	ppb
Avg	.02393	32.172	8.1081	13.745	227.31	-.10975	403750.
Stddev	.05940	7.794	2.1015	1.075	.44	.06948	6457.
%RSD	248.29	24.226	25.919	7.8168	.19472	63.312	1.5993
Check ?	Chk Pass	Chk Pass	Chk Pass	Chk Pass	Chk Pass	Chk Pass	Chk Pass
High Limit							
Low Limit							

Elem	Cd2288	Co2286	Cr2677	Cu3273	Fe2599	K_7664	Li6707
IS Ref	(Y_2243)	(In2306)	(Y_3600)	(Y_3600)	(Y_3710)	(Y_3710)	(Y_3710)
Units	ppb	ppb	ppb	ppb	ppb	ppb	ppb
Avg	.0035	-.23478	.70722	1.8719	53.934	18012.	49.807
Stddev	.1296	.28980	.11061	.7647	.860	97.	2.175
%RSD	3669.	123.43	15.640	40.850	1.5942	.53967	4.3674
Check ?	Chk Pass	Chk Pass	Chk Pass	Chk Pass	Chk Pass	Chk Pass	Chk Pass
High Limit							
Low Limit							

Elem	Mg2790	Mn2576	Mo2020	Na5895	Ni2316	Pb2203	Sb2175
IS Ref	(Y_3710)	(Y_3600)	(Y_2243)	(Y_3710)	(In2306)	(Y_2243)	(Y_2243)
Units	ppb	ppb	ppb	ppb	ppb	ppb	ppb
Avg	2527.7	104.00	11.457	409660.	5.8870	2.9881	-1.804
Stddev	24.7	.22	.295	4990.	.6510	.6143	1.614
%RSD	.97601	.20950	2.5765	1.2181	11.058	20.559	89.44
Check ?	Chk Pass	Chk Pass	Chk Pass	Chk Pass	Chk Pass	Chk Pass	Chk Pass
High Limit							
Low Limit							

PDF created with pdfFactory Pro trial version www.pdffactory.com

Sample Name: 240-67470-f-2-a Acquired: 7/26/2016 16:53:37 Type: Unk
Method: ICP I9 Method 200.7-6010(v136) Mode: CONC Corr. Factor: 1.000000
User: analyst Custom ID1: Custom ID2: Custom ID3:
Comment:

Elem	Se1960	Sn1899	Ti3372	Tl1908	V_2908	Zn2062	Si2516
IS Ref	(Y_2243)	(In2306)	(Y_3600)	(In2306)	(Y_3710)	(In2306)	(Y_3710)
Units	ppb	ppb	ppb	ppb	ppb	ppb	ppb
Avg	1.0235	.31955	-1.5347	3.3307	-3.7434	-.40230	9316.1
Stddev	.4518	1.0765	.0147	2.4640	2.5901	.08786	46.7
%RSD	44.141	336.89	.95681	73.978	69.190	21.839	.50121
Check ?	Chk Pass	Chk Pass	Chk Pass	Chk Pass	Chk Pass	Chk Pass	Chk Pass
High Limit							
Low Limit							

Elem	Sr3464
IS Ref	(Y_3710)
Units	ppb
Avg	5151.9
Stddev	40.0
%RSD	.77655
Check ?	Chk Pass
High Limit	
Low Limit	

Int. Std.	In2306	Y_2243	Y_3600	Y_3710
Units	Cts/S	Cts/S	Cts/S	Cts/S
Avg	4983.5	4146.0	58716.	7113.8
Stddev	6.9	4.1	189.	40.1
%RSD	.13862	.09789	.32225	.56353
Check ?	Chk Pass	Chk Pass	Chk Pass	Chk Pass
Value	85.729%	94.547%	93.919%	99.300%
Range				

PDF created with pdfFactory Pro trial version www.pdffactory.com

Sample Name: SD 240-67470-f-2-a@5 Acquired: 7/26/2016 16:58:00 Type: Unk
Method: ICP I9 Method 200.7-6010(v136) Mode: CONC Corr. Factor: 1.000000
User: analyst Custom ID1: Custom ID2: Custom ID3:
Comment:

Elem	Ag3280	Al3082	As1890	B_1826	Ba4554	Be3130	Ca3179	Cd2288
IS Ref	(Y_3600)	(Y_3710)	(Y_2243)	(Y_2243)	(Y_3710)	(Y_3710)	(Y_3710)	(Y_2243)
Units	ppb	ppb	ppb	ppb	ppb	ppb	ppb	ppb
Avg	-.31957	10.108	1.1517	-2.2662	45.724	-.10559	83195.	-.0028
Stddev	.18605	4.752	1.5257	.3372	.319	.07645	350.	.0817
%RSD	58.219	47.009	132.48	14.881	.69717	72.398	.42044	2888.
Check ?	Chk Pass	Chk Pass	Chk Pass	Chk Pass	Chk Pass	Chk Pass	Chk Pass	Chk Pass
High Limit								
Low Limit								

Elem	Co2286	Cr2677	Cu3273	Fe2599	K_7664	Li6707	Mg2790	Mn2576
IS Ref	(In2306)	(Y_3600)	(Y_3600)	(Y_3710)	(Y_3710)	(Y_3710)	(Y_3710)	(Y_3600)
Units	ppb	ppb	ppb	ppb	ppb	ppb	ppb	ppb
Avg	-.13430	.54742	1.1985	10.907	3481.2	7.4674	517.36	21.075
Stddev	.02234	.16446	1.4451	1.190	52.0	2.2006	21.57	.053
%RSD	16.638	30.043	120.57	10.907	1.4936	29.470	4.1684	.25284
Check ?	Chk Pass	Chk Pass	Chk Pass	Chk Pass	Chk Pass	Chk Pass	Chk Pass	Chk Pass
High Limit								
Low Limit								

Elem	Mo2020	Na5895	Ni2316	Pb2203	Sb2175	Se1960	Sn1899	Ti3372
IS Ref	(Y_2243)	(Y_3710)	(In2306)	(Y_2243)	(Y_2243)	(Y_2243)	(In2306)	(Y_3600)
Units	ppb	ppb	ppb	ppb	ppb	ppb	ppb	ppb
Avg	-.21308	86280.	1.4365	.98629	1.092	.38691	-.89160	-.78028
Stddev	.30944	102.	.2889	.81373	2.224	.97320	.32390	.26756
%RSD	145.22	.11781	20.109	82.504	203.7	251.53	36.328	34.291
Check ?	Chk Pass	Chk Pass	Chk Pass	Chk Pass	Chk Pass	Chk Pass	Chk Pass	Chk Pass
High Limit								
Low Limit								

PDF created with pdfFactory Pro trial version www.pdffactory.com

Sample Name: SD 240-67470-f-2-a@5 Acquired: 7/26/2016 16:58:00 Type: Unk
Method: ICP I9 Method 200.7-6010(v136) Mode: CONC Corr. Factor: 1.000000
User: analyst Custom ID1: Custom ID2: Custom ID3:
Comment:

Elem	Tl1908	V_2908	Zn2062	Si2516	Sr3464
IS Ref	(In2306)	(Y_3710)	(In2306)	(Y_3710)	(Y_3710)
Units	ppb	ppb	ppb	ppb	ppb
Avg	1.1546	.23500	-1.1088	1850.2	1061.3
Stddev	.3492	.44657	.0148	16.4	2.0
%RSD	30.245	190.03	1.3312	.88390	.19039
Check ?	Chk Pass	Chk Pass	Chk Pass	Chk Pass	Chk Pass
High Limit					
Low Limit					

Int. Std.	In2306	Y_2243	Y_3600	Y_3710
Units	Cts/S	Cts/S	Cts/S	Cts/S
Avg	5549.5	4386.6	62688.	7180.5
Stddev	9.2	7.5	34.	47.8
%RSD	.16489	.17042	.05487	.66578
Check ?	Chk Pass	Chk Pass	Chk Pass	Chk Pass
Value	95.465%	100.04%	100.27%	100.23%
Range				

PDF created with pdfFactory Pro trial version www.pdffactory.com

Sample Name: 240-67470-f-2-b ms Acquired: 7/26/2016 17:02:05 Type: Unk
Method: ICP I9 Method 200.7-6010(v136) Mode: CONC Corr. Factor: 1.000000
User: analyst Custom ID1: Custom ID2: Custom ID3:
Comment:

Elem	Ag3280	Al3082	As1890	B_1826	Ba4554	Be3130
IS Ref	(Y_3600)	(Y_3710)	(Y_2243)	(Y_2243)	(Y_3710)	(Y_3710)
Units	ppb	ppb	ppb	ppb	ppb	ppb
Avg	55.081	1947.3	2142.4	1107.1	2226.4	52.081
Stddev	.083	21.1	18.5	9.9	3.5	.117
%RSD	.15005	1.0810	.86245	.89783	.15846	.22430
Check ?	Chk Pass	Chk Pass	Chk Pass	Chk Pass	Chk Pass	Chk Pass
High Limit						
Low Limit						

Elem	Ca3179	Cd2288	Co2286	Cr2677	Cu3273	Fe2599
IS Ref	(Y_3710)	(Y_2243)	(In2306)	(Y_3600)	(Y_3600)	(Y_3710)
Units	ppb	ppb	ppb	ppb	ppb	ppb
Avg	453400.	50.73	495.47	190.08	259.36	999.78
Stddev	1654.	.45	5.74	.53	.36	4.43
%RSD	.36477	.8906	1.1575	.27951	.13716	.44280
Check ?	Chk Pass	Chk Pass	Chk Pass	Chk Pass	Chk Pass	Chk Pass
High Limit						
Low Limit						

Elem	K_7664	Li6707	Mg2790	Mn2576	Mo2020	Na5895
IS Ref	(Y_3710)	(Y_3710)	(Y_3710)	(Y_3600)	(Y_2243)	(Y_3710)
Units	ppb	ppb	ppb	ppb	ppb	ppb
Avg	70268.	1066.7	48814.	564.90	966.18	W 455580.
Stddev	110.	2.9	83.	1.25	12.97	2345.
%RSD	.15663	.26782	.17035	.22079	1.3420	.51483
Check ?	Chk Pass	Chk Pass	Chk Pass	Chk Pass	Chk Pass	Chk Warn
High Limit						450000.
Low Limit						-500000.

PDF created with pdfFactory Pro trial version www.pdffactory.com

Sample Name: 240-67470-f-2-b ms Acquired: 7/26/2016 17:02:05 Type: Unk
Method: ICP I9 Method 200.7-6010(v136) Mode: CONC Corr. Factor: 1.000000
User: analyst Custom ID1: Custom ID2: Custom ID3:
Comment:

Elem	Ni2316	Pb2203	Sb2175	Se1960	Sn1899	Ti3372
IS Ref	(In2306)	(Y_2243)	(Y_2243)	(Y_2243)	(In2306)	(Y_3600)
Units	ppb	ppb	ppb	ppb	ppb	ppb
Avg	514.61	459.05	532.8	1961.6	2047.3	1002.7
Stddev	5.99	3.31	7.9	22.9	23.6	1.1
%RSD	1.1639	.72160	1.486	1.1685	1.1550	.11417
Check ?	Chk Pass	Chk Pass	Chk Pass	Chk Pass	Chk Pass	Chk Pass
High Limit						
Low Limit						

Elem	Tl1908	V_2908	Zn2062	Si2516	Sr3464
IS Ref	(In2306)	(Y_3710)	(In2306)	(Y_3710)	(Y_3710)
Units	ppb	ppb	ppb	ppb	ppb
Avg	1850.1	494.36	519.62	10528.	6091.0
Stddev	31.1	3.08	5.05	96.	3.7
%RSD	1.6837	.62204	.97127	.91640	.06032
Check ?	Chk Pass	Chk Pass	Chk Pass	Chk Pass	Chk Pass
High Limit					
Low Limit					

Int. Std.	In2306	Y_2243	Y_3600	Y_3710
Units	Cts/S	Cts/S	Cts/S	Cts/S
Avg	4822.1	4062.2	57621.	7076.4
Stddev	3.3	2.6	27.	17.8
%RSD	.06815	.06509	.04601	.25161
Check ?	Chk Pass	Chk Pass	Chk Pass	Chk Pass
Value	82.952%	92.638%	92.167%	98.779%
Range				

PDF created with pdfFactory Pro trial version www.pdffactory.com

Sample Name: 240-67470-f-2-c msd Acquired: 7/26/2016 17:06:04 Type: Unk
Method: ICP I9 Method 200.7-6010(v136) Mode: CONC Corr. Factor: 1.000000
User: analyst Custom ID1: Custom ID2: Custom ID3:
Comment:

Elem	Ag3280	Al3082	As1890	B_1826	Ba4554	Be3130
IS Ref	(Y_3600)	(Y_3710)	(Y_2243)	(Y_2243)	(Y_3710)	(Y_3710)
Units	ppb	ppb	ppb	ppb	ppb	ppb
Avg	55.160	1962.6	2151.8	1113.0	2234.9	52.168
Stddev	.540	8.0	20.1	8.4	5.2	.186
%RSD	.97950	.40994	.93323	.75558	.23248	.35715
Check ?	Chk Pass	Chk Pass	Chk Pass	Chk Pass	Chk Pass	Chk Pass
High Limit						
Low Limit						

Elem	Ca3179	Cd2288	Co2286	Cr2677	Cu3273	Fe2599
IS Ref	(Y_3710)	(Y_2243)	(In2306)	(Y_3600)	(Y_3600)	(Y_3710)
Units	ppb	ppb	ppb	ppb	ppb	ppb
Avg	453570.	50.98	496.61	189.71	259.94	1000.0
Stddev	1832.	.55	4.21	.33	1.34	3.5
%RSD	.40398	1.069	.84683	.17560	.51369	.34532
Check ?	Chk Pass	Chk Pass	Chk Pass	Chk Pass	Chk Pass	Chk Pass
High Limit						
Low Limit						

Elem	K_7664	Li6707	Mg2790	Mn2576	Mo2020	Na5895
IS Ref	(Y_3710)	(Y_3710)	(Y_3710)	(Y_3600)	(Y_2243)	(Y_3710)
Units	ppb	ppb	ppb	ppb	ppb	ppb
Avg	70260.	1071.9	48785.	564.34	973.62	W 453650.
Stddev	362.	2.4	296.	.58	11.38	3054.
%RSD	.51459	.22021	.60765	.10353	1.1686	.67327
Check ?	Chk Pass	Chk Pass	Chk Pass	Chk Pass	Chk Pass	Chk Warn
High Limit						450000.
Low Limit						-500000.

PDF created with pdfFactory Pro trial version www.pdffactory.com

Sample Name: 240-67470-f-2-c msd Acquired: 7/26/2016 17:06:04 Type: Unk
Method: ICP I9 Method 200.7-6010(v136) Mode: CONC Corr. Factor: 1.000000
User: analyst Custom ID1: Custom ID2: Custom ID3:
Comment:

Elem	Ni2316	Pb2203	Sb2175	Se1960	Sn1899	Ti3372
IS Ref	(In2306)	(Y_2243)	(Y_2243)	(Y_2243)	(In2306)	(Y_3600)
Units	ppb	ppb	ppb	ppb	ppb	ppb
Avg	515.52	458.78	538.3	1965.0	2054.2	1007.0
Stddev	4.68	2.03	8.0	19.8	19.9	1.1
%RSD	.90822	.44249	1.494	1.0054	.96879	.11403
Check ?	Chk Pass	Chk Pass	Chk Pass	Chk Pass	Chk Pass	Chk Pass
High Limit						
Low Limit						

Elem	Tl1908	V_2908	Zn2062	Si2516	Sr3464
IS Ref	(In2306)	(Y_3710)	(In2306)	(Y_3710)	(Y_3710)
Units	ppb	ppb	ppb	ppb	ppb
Avg	1857.9	499.38	521.21	10492.	6064.4
Stddev	28.0	2.12	4.00	75.	24.8
%RSD	1.5090	.42439	.76746	.71270	.40936
Check ?	Chk Pass	Chk Pass	Chk Pass	Chk Pass	Chk Pass
High Limit					
Low Limit					

Int. Std.	In2306	Y_2243	Y_3600	Y_3710
Units	Cts/S	Cts/S	Cts/S	Cts/S
Avg	4815.7	4054.6	57751.	7051.2
Stddev	5.1	3.6	124.	31.1
%RSD	.10541	.08830	.21537	.44068
Check ?	Chk Pass	Chk Pass	Chk Pass	Chk Pass
Value	82.842%	92.464%	92.375%	98.426%
Range				

PDF created with pdfFactory Pro trial version www.pdffactory.com

Sample Name: PDS 240-67470-f-2-a Acquired: 7/26/2016 17:10:02 Type: Unk
Method: ICP I9 Method 200.7-6010(v136) Mode: CONC Corr. Factor: 1.000000
User: analyst Custom ID1: Custom ID2: Custom ID3:
Comment:

Elem	Ag3280	Al3082	As1890	B_1826	Ba4554	Be3130	Ca3179
IS Ref	(Y_3600)	(Y_3710)	(Y_2243)	(Y_2243)	(Y_3710)	(Y_3710)	(Y_3710)
Units	ppb	ppb	ppb	ppb	ppb	ppb	ppb
Avg	53.936	1996.8	2139.9	1136.4	2248.6	52.774	441880.
Stddev	.176	27.4	18.9	6.2	2.4	.426	4918.
%RSD	.32664	1.3730	.88459	.54841	.10566	.80759	1.1129
Check ?	Chk Pass	Chk Pass	Chk Pass	Chk Pass	Chk Pass	Chk Pass	Chk Pass
High Limit							
Low Limit							

Elem	Cd2288	Co2286	Cr2677	Cu3273	Fe2599	K_7664	Li6707
IS Ref	(Y_2243)	(In2306)	(Y_3600)	(Y_3600)	(Y_3710)	(Y_3710)	(Y_3710)
Units	ppb	ppb	ppb	ppb	ppb	ppb	ppb
Avg	51.62	506.83	191.58	262.20	1010.6	70994.	1094.4
Stddev	.48	3.98	.26	.73	2.4	455.	4.8
%RSD	.9248	.78620	.13769	.27765	.24206	.64050	.44201
Check ?	Chk Pass	Chk Pass	Chk Pass	Chk Pass	Chk Pass	Chk Pass	Chk Pass
High Limit							
Low Limit							

Elem	Mg2790	Mn2576	Mo2020	Na5895	Ni2316	Pb2203	Sb2175
IS Ref	(Y_3710)	(Y_3600)	(Y_2243)	(Y_3710)	(In2306)	(Y_2243)	(Y_2243)
Units	ppb	ppb	ppb	ppb	ppb	ppb	ppb
Avg	49299.	559.84	979.30	446570.	519.47	467.34	523.8
Stddev	360.	1.26	12.93	7102.	4.99	5.50	9.1
%RSD	.72933	.22529	1.3205	1.5904	.96051	1.1765	1.731
Check ?	Chk Pass	Chk Pass	Chk Pass	Chk Pass	Chk Pass	Chk Pass	Chk Pass
High Limit							
Low Limit							

PDF created with pdfFactory Pro trial version www.pdffactory.com

Sample Name: PDS 240-67470-f-2-a Acquired: 7/26/2016 17:10:02 Type: Unk
Method: ICP I9 Method 200.7-6010(v136) Mode: CONC Corr. Factor: 1.000000
User: analyst Custom ID1: Custom ID2: Custom ID3:
Comment:

Elem	Se1960	Sn1899	Ti3372	Tl1908	V_2908	Zn2062	Si2516
IS Ref	(Y_2243)	(In2306)	(Y_3600)	(In2306)	(Y_3710)	(In2306)	(Y_3710)
Units	ppb	ppb	ppb	ppb	ppb	ppb	ppb
Avg	2170.0	2064.4	994.87	1922.1	500.52	526.02	10251.
Stddev	21.9	22.5	1.10	7.4	2.78	4.15	46.
%RSD	1.0105	1.0878	.11028	.38274	.55484	.78857	.45195
Check ?	Chk Pass	Chk Pass	Chk Pass	Chk Pass	Chk Pass	Chk Pass	Chk Pass
High Limit							
Low Limit							

Elem	Sr3464
IS Ref	(Y_3710)
Units	ppb
Avg	5962.3
Stddev	46.4
%RSD	.77852
Check ?	Chk Pass
High Limit	
Low Limit	

Int. Std.	In2306	Y_2243	Y_3600	Y_3710
Units	Cts/S	Cts/S	Cts/S	Cts/S
Avg	4837.4	4065.9	57980.	7065.4
Stddev	5.8	4.5	164.	65.8
%RSD	.12033	.11027	.28353	.93073
Check ?	Chk Pass	Chk Pass	Chk Pass	Chk Pass
Value	83.216%	92.722%	92.741%	98.624%
Range				

PDF created with pdfFactory Pro trial version www.pdffactory.com

Sample Name: 190-11203-c-1-a Acquired: 7/26/2016 17:14:00 Type: Unk
Method: ICP I9 Method 200.7-6010(v136) Mode: CONC Corr. Factor: 1.000000
User: analyst Custom ID1: Custom ID2: Custom ID3:
Comment:

Elem	Ag3280	Al3082	As1890	B_1826	Ba4554	Be3130	Ca3179
IS Ref	(Y_3600)	(Y_3710)	(Y_2243)	(Y_2243)	(Y_3710)	(Y_3710)	(Y_3710)
Units	ppb	ppb	ppb	ppb	ppb	ppb	ppb
Avg	-.14989	138.64	4.6759	116.31	41.947	-.24666	59106.
Stddev	.03783	20.15	.1839	2.42	.310	.07688	133.
%RSD	25.240	14.532	3.9336	2.0798	.73872	31.168	.22476
Check ?	Chk Pass	Chk Pass	Chk Pass	Chk Pass	Chk Pass	Chk Pass	Chk Pass
High Limit							
Low Limit							

Elem	Cd2288	Co2286	Cr2677	Cu3273	Fe2599	K_7664	Li6707
IS Ref	(Y_2243)	(In2306)	(Y_3600)	(Y_3600)	(Y_3710)	(Y_3710)	(Y_3710)
Units	ppb	ppb	ppb	ppb	ppb	ppb	ppb
Avg	.1028	.12277	2.6623	61.651	685.80	21647.	5.6029
Stddev	.0321	.17086	.3384	.365	2.80	53.	2.0180
%RSD	31.23	139.18	12.712	.59211	.40764	.24397	36.017
Check ?	Chk Pass	Chk Pass	Chk Pass	Chk Pass	Chk Pass	Chk Pass	Chk Pass
High Limit							
Low Limit							

Elem	Mg2790	Mn2576	Mo2020	Na5895	Ni2316	Pb2203	Sb2175
IS Ref	(Y_3710)	(Y_3600)	(Y_2243)	(Y_3710)	(In2306)	(Y_2243)	(Y_2243)
Units	ppb	ppb	ppb	ppb	ppb	ppb	ppb
Avg	16543.	74.872	4.7411	248920.	4.8437	1.8349	4.246
Stddev	79.	.110	.1085	991.	.0717	.7110	1.300
%RSD	.47721	.14639	2.2892	.39821	1.4809	38.750	30.60
Check ?	Chk Pass	Chk Pass	Chk Pass	Chk Pass	Chk Pass	Chk Pass	Chk Pass
High Limit							
Low Limit							

PDF created with pdfFactory Pro trial version www.pdffactory.com

Sample Name: 190-11203-c-1-a Acquired: 7/26/2016 17:14:00 Type: Unk
Method: ICP I9 Method 200.7-6010(v136) Mode: CONC Corr. Factor: 1.000000
User: analyst Custom ID1: Custom ID2: Custom ID3:
Comment:

Elem	Se1960	Sn1899	Ti3372	Tl1908	V_2908	Zn2062	Si2516
IS Ref	(Y_2243)	(In2306)	(Y_3600)	(In2306)	(Y_3710)	(In2306)	(Y_3710)
Units	ppb	ppb	ppb	ppb	ppb	ppb	ppb
Avg	3.8363	2.3874	1.1282	2.2980	-.45625	163.53	1790.7
Stddev	2.3886	.6768	.1150	.8901	3.2687	4.48	8.0
%RSD	62.263	28.351	10.195	38.734	716.42	2.7373	.44513
Check ?	Chk Pass	Chk Pass	Chk Pass	Chk Pass	Chk Pass	Chk Pass	Chk Pass
High Limit							
Low Limit							

Elem	Sr3464
IS Ref	(Y_3710)
Units	ppb
Avg	441.41
Stddev	5.32
%RSD	1.2054
Check ?	Chk Pass
High Limit	
Low Limit	

Int. Std.	In2306	Y_2243	Y_3600	Y_3710
Units	Cts/S	Cts/S	Cts/S	Cts/S
Avg	5350.2	4323.4	61543.	7320.9
Stddev	8.6	3.2	122.	31.9
%RSD	.16049	.07410	.19859	.43617
Check ?	Chk Pass	Chk Pass	Chk Pass	Chk Pass
Value	92.037%	98.593%	98.441%	102.19%
Range				

PDF created with pdfFactory Pro trial version www.pdffactory.com

Sample Name: CCV-2609127 Acquired: 7/26/2016 17:18:12 Type: QC
Method: ICP I9 Method 200.7-6010(v136) Mode: CONC Corr. Factor: 1.000000
User: analyst Custom ID1: Custom ID2: Custom ID3:
Comment:

Elem	Ag3280	Al3082	As1890	B_1826	Ba4554	Be3130	Ca3179	Cd2288
IS Ref	(Y_3600)	(Y_3710)	(Y_2243)	(Y_2243)	(Y_3710)	(Y_3710)	(Y_3710)	(Y_2243)
Units	ppb	ppb	ppb	ppb	ppb	ppb	ppb	ppb
Avg	1037.4	23997.	496.19	5249.9	2006.8	2091.6	51867.	511.6
Stddev	2.1	29.	3.30	12.0	2.2	2.9	147.	1.8
%RSD	.20017	.12039	.66602	.22892	.11130	.13646	.28424	.3600
Check ?	Chk Pass	Chk Pass	Chk Pass	Chk Pass	Chk Pass	Chk Pass	Chk Pass	Chk Pass
Value								
Range								

Elem	Co2286	Cr2677	Cu3273	Fe2599	K_7664	Li6707	Mg2790	Mn2576
IS Ref	(In2306)	(Y_3600)	(Y_3600)	(Y_3710)	(Y_3710)	(Y_3710)	(Y_3710)	(Y_3600)
Units	ppb	ppb	ppb	ppb	ppb	ppb	ppb	ppb
Avg	1960.8	1890.1	1986.7	23816.	50424.	4904.7	47746.	1825.4
Stddev	7.2	1.0	1.9	3.	21.	1.2	79.	2.1
%RSD	.36684	.05111	.09552	.01064	.04085	.02349	.16638	.11759
Check ?	Chk Pass	Chk Pass	Chk Pass	Chk Pass	Chk Pass	Chk Pass	Chk Pass	Chk Pass
Value								
Range								

Elem	Mo2020	Na5895	Ni2316	Pb2203	Sb2175	Se1960	Sn1899	Ti3372
IS Ref	(Y_2243)	(Y_3710)	(In2306)	(Y_2243)	(Y_2243)	(Y_2243)	(In2306)	(Y_3600)
Units	ppb	ppb	ppb	ppb	ppb	ppb	ppb	ppb
Avg	1943.1	51779.	1991.5	476.58	523.2	514.12	5049.3	4928.3
Stddev	10.2	38.	8.5	.23	2.1	4.44	22.8	17.1
%RSD	.52542	.07365	.42671	.04801	.4104	.86421	.45216	.34682
Check ?	Chk Pass	Chk Pass	Chk Pass	Chk Pass	Chk Pass	Chk Pass	Chk Pass	Chk Pass
Value								
Range								

PDF created with pdfFactory Pro trial version www.pdffactory.com

Sample Name: CCV-2609127 Acquired: 7/26/2016 17:18:12 Type: QC
Method: ICP I9 Method 200.7-6010(v136) Mode: CONC Corr. Factor: 1.000000
User: analyst Custom ID1: Custom ID2: Custom ID3:
Comment:

Elem	Tl1908	V_2908	Zn2062	Si2516	Sr3464
IS Ref	(In2306)	(Y_3710)	(In2306)	(Y_3710)	(Y_3710)
Units	ppb	ppb	ppb	ppb	ppb
Avg	981.83	1974.8	2020.6	4812.0	5088.9
Stddev	6.90	3.1	6.3	38.5	4.0
%RSD	.70273	.15503	.31200	.79920	.07897
Check ?	Chk Pass	Chk Pass	Chk Pass	Chk Pass	Chk Pass
Value					
Range					

Int. Std.	In2306	Y_2243	Y_3600	Y_3710
Units	Cts/S	Cts/S	Cts/S	Cts/S
Avg	5355.4	4341.7	62000.	7081.3
Stddev	8.4	3.5	51.	11.2
%RSD	.15714	.07997	.08298	.15827

PDF created with pdfFactory Pro trial version www.pdffactory.com

Sample Name: CCB Acquired: 7/26/2016 17:22:03 Type: QC
Method: ICP I9 Method 200.7-6010(v136) Mode: CONC Corr. Factor: 1.000000
User: analyst Custom ID1: Custom ID2: Custom ID3:
Comment:

Elem	Ag3280	Al3082	As1890	B_1826	Ba4554	Be3130	Ca3179	Cd2288
IS Ref	(Y_3600)	(Y_3710)	(Y_2243)	(Y_2243)	(Y_3710)	(Y_3710)	(Y_3710)	(Y_2243)
Units	ppb	ppb	ppb	ppb	ppb	ppb	ppb	ppb
Avg	.05231	-.22506	-.00707	-1.9738	-.13584	-.03346	14.432	.0586
Stddev	.30885	17.602	.26611	1.0086	.14192	.04559	2.469	.1028
%RSD	590.43	7821.2	3764.9	51.101	104.48	136.26	17.109	175.4
Check ?	Chk Pass	Chk Pass	Chk Pass	Chk Pass	Chk Pass	Chk Pass	Chk Pass	Chk Pass
High Limit								
Low Limit								

Elem	Co2286	Cr2677	Cu3273	Fe2599	K_7664	Li6707	Mg2790	Mn2576
IS Ref	(In2306)	(Y_3600)	(Y_3600)	(Y_3710)	(Y_3710)	(Y_3710)	(Y_3710)	(Y_3600)
Units	ppb	ppb	ppb	ppb	ppb	ppb	ppb	ppb
Avg	-.06808	.25554	1.7294	2.7755	74.735	-.31214	-10.942	.03648
Stddev	.20384	.15332	.6165	1.3821	20.981	1.1178	9.447	.04256
%RSD	299.41	59.998	35.645	49.797	28.073	358.09	86.331	116.66
Check ?	Chk Pass	Chk Pass	Chk Pass	Chk Pass	Chk Pass	Chk Pass	Chk Pass	Chk Pass
High Limit								
Low Limit								

Elem	Mo2020	Na5895	Ni2316	Pb2203	Sb2175	Se1960	Sn1899	Ti3372
IS Ref	(Y_2243)	(Y_3710)	(In2306)	(Y_2243)	(Y_2243)	(Y_2243)	(In2306)	(Y_3600)
Units	ppb	ppb	ppb	ppb	ppb	ppb	ppb	ppb
Avg	1.2353	129.24	.35194	-.40827	1.074	2.3049	-.00908	.63592
Stddev	.2027	6.29	.13816	1.1697	1.312	1.8666	.07417	.07937
%RSD	16.410	4.8664	39.255	286.51	122.1	80.985	816.91	12.480
Check ?	Chk Pass	Chk Pass	Chk Pass	Chk Pass	Chk Pass	Chk Pass	Chk Pass	Chk Pass
High Limit								
Low Limit								

PDF created with pdfFactory Pro trial version www.pdffactory.com

Sample Name: CCB Acquired: 7/26/2016 17:22:03 Type: QC
Method: ICP I9 Method 200.7-6010(v136) Mode: CONC Corr. Factor: 1.000000
User: analyst Custom ID1: Custom ID2: Custom ID3:
Comment:

Elem	Tl1908	V_2908	Zn2062	Si2516	Sr3464
IS Ref	(In2306)	(Y_3710)	(In2306)	(Y_3710)	(Y_3710)
Units	ppb	ppb	ppb	ppb	ppb
Avg	-.36393	-1.9867	.19145	-7.6752	-2.6583
Stddev	.75241	1.2712	.12758	2.9042	1.3448
%RSD	206.75	63.985	66.641	37.838	50.588
Check ?	Chk Pass	Chk Pass	Chk Pass	Chk Pass	Chk Pass
High Limit					
Low Limit					

Int. Std.	In2306	Y_2243	Y_3600	Y_3710
Units	Cts/S	Cts/S	Cts/S	Cts/S
Avg	6031.3	4536.2	65983.	7211.7
Stddev	3.4	2.0	104.	29.5
%RSD	.05630	.04395	.15765	.40866

PDF created with pdfFactory Pro trial version www.pdffactory.com

Sample Name: 190-11205-a-1-a Acquired: 7/26/2016 17:26:11 Type: Unk
Method: ICP I9 Method 200.7-6010(v136) Mode: CONC Corr. Factor: 1.000000
User: analyst Custom ID1: Custom ID2: Custom ID3:
Comment:

Elem	Ag3280	Al3082	As1890	B_1826	Ba4554	Be3130	Ca3179
IS Ref	(Y_3600)	(Y_3710)	(Y_2243)	(Y_2243)	(Y_3710)	(Y_3710)	(Y_3710)
Units	ppb	ppb	ppb	ppb	ppb	ppb	ppb
Avg	.09425	91.900	2.3083	195.46	14.167	-.08513	311070.
Stddev	.26028	14.177	.6698	4.55	.133	.02279	2918.
%RSD	276.15	15.427	29.019	2.3275	.93790	26.771	.93791
Check ?	Chk Pass	Chk Pass	Chk Pass	Chk Pass	Chk Pass	Chk Pass	Chk Pass
High Limit							
Low Limit							

Elem	Cd2288	Co2286	Cr2677	Cu3273	Fe2599	K_7664	Li6707
IS Ref	(Y_2243)	(In2306)	(Y_3600)	(Y_3600)	(Y_3710)	(Y_3710)	(Y_3710)
Units	ppb	ppb	ppb	ppb	ppb	ppb	ppb
Avg	8.051	.19471	2.3353	600.67	121.89	1734.1	8.4121
Stddev	.261	.10507	.2087	1.53	1.16	33.9	.9462
%RSD	3.240	53.961	8.9376	.25493	.94777	1.9555	11.248
Check ?	Chk Pass	Chk Pass	Chk Pass	Chk Pass	Chk Pass	Chk Pass	Chk Pass
High Limit							
Low Limit							

Elem	Mg2790	Mn2576	Mo2020	Na5895	Ni2316	Pb2203	Sb2175
IS Ref	(Y_3710)	(Y_3600)	(Y_2243)	(Y_3710)	(In2306)	(Y_2243)	(Y_2243)
Units	ppb	ppb	ppb	ppb	ppb	ppb	ppb
Avg	4630.0	110.91	50.677	111200.	32.899	6.0166	1.409
Stddev	25.9	.21	1.695	225.	1.273	1.5510	1.135
%RSD	.55999	.18926	3.3447	.20214	3.8691	25.778	80.56
Check ?	Chk Pass	Chk Pass	Chk Pass	Chk Pass	Chk Pass	Chk Pass	Chk Pass
High Limit							
Low Limit							

PDF created with pdfFactory Pro trial version www.pdffactory.com

Sample Name: 190-11205-a-1-a Acquired: 7/26/2016 17:26:11 Type: Unk
Method: ICP I9 Method 200.7-6010(v136) Mode: CONC Corr. Factor: 1.000000
User: analyst Custom ID1: Custom ID2: Custom ID3:
Comment:

Elem	Se1960	Sn1899	Ti3372	Tl1908	V_2908	Zn2062	Si2516
IS Ref	(Y_2243)	(In2306)	(Y_3600)	(In2306)	(Y_3710)	(In2306)	(Y_3710)
Units	ppb	ppb	ppb	ppb	ppb	ppb	ppb
Avg	-.18123	6.0041	-1.0776	1.9584	-3.3042	1277.8	830.54
Stddev	.88476	.6777	.1171	.8933	1.2255	23.5	10.67
%RSD	488.19	11.288	10.868	45.611	37.091	1.8396	1.2853
Check ?	Chk Pass	Chk Pass	Chk Pass	Chk Pass	Chk Pass	Chk Pass	Chk Pass
High Limit							
Low Limit							

Elem	Sr3464
IS Ref	(Y_3710)
Units	ppb
Avg	210.26
Stddev	5.38
%RSD	2.5610
Check ?	Chk Pass
High Limit	
Low Limit	

Int. Std.	In2306	Y_2243	Y_3600	Y_3710
Units	Cts/S	Cts/S	Cts/S	Cts/S
Avg	5399.4	4308.3	62215.	7394.8
Stddev	7.4	5.4	34.	30.4
%RSD	.13792	.12572	.05522	.41104
Check ?	Chk Pass	Chk Pass	Chk Pass	Chk Pass
Value	92.883%	98.248%	99.515%	103.22%
Range				

PDF created with pdfFactory Pro trial version www.pdffactory.com

Sample Name: 190-11206-a-1-a Acquired: 7/26/2016 17:30:22 Type: Unk
Method: ICP I9 Method 200.7-6010(v136) Mode: CONC Corr. Factor: 1.000000
User: analyst Custom ID1: Custom ID2: Custom ID3:
Comment:

Elem	Ag3280	Al3082	As1890	B_1826	Ba4554	Be3130	Ca3179
IS Ref	(Y_3600)	(Y_3710)	(Y_2243)	(Y_2243)	(Y_3710)	(Y_3710)	(Y_3710)
Units	ppb	ppb	ppb	ppb	ppb	ppb	ppb
Avg	-.07523	111.06	.69461	401.61	10.232	-.24468	482770.
Stddev	.25698	11.50	.65898	7.83	.258	.01732	1844.
%RSD	341.60	10.355	94.870	1.9493	2.5168	7.0804	.38194
Check ?	Chk Pass	Chk Pass	Chk Pass	Chk Pass	Chk Pass	Chk Pass	Chk Pass
High Limit							
Low Limit							

Elem	Cd2288	Co2286	Cr2677	Cu3273	Fe2599	K_7664	Li6707
IS Ref	(Y_2243)	(In2306)	(Y_3600)	(Y_3600)	(Y_3710)	(Y_3710)	(Y_3710)
Units	ppb	ppb	ppb	ppb	ppb	ppb	ppb
Avg	9.155	.23353	2.1776	202.78	241.59	2356.7	8.8114
Stddev	.349	.16193	.1560	.75	2.54	25.0	.3696
%RSD	3.816	69.339	7.1648	.37159	1.0519	1.0606	4.1941
Check ?	Chk Pass	Chk Pass	Chk Pass	Chk Pass	Chk Pass	Chk Pass	Chk Pass
High Limit							
Low Limit							

Elem	Mg2790	Mn2576	Mo2020	Na5895	Ni2316	Pb2203	Sb2175
IS Ref	(Y_3710)	(Y_3600)	(Y_2243)	(Y_3710)	(In2306)	(Y_2243)	(Y_2243)
Units	ppb	ppb	ppb	ppb	ppb	ppb	ppb
Avg	2103.7	45.304	107.36	230880.	36.663	3.6260	-2.610
Stddev	13.9	.180	3.12	2472.	1.044	.9033	2.306
%RSD	.65982	.39672	2.9025	1.0706	2.8469	24.913	88.37
Check ?	Chk Pass	Chk Pass	Chk Pass	Chk Pass	Chk Pass	Chk Pass	Chk Pass
High Limit							
Low Limit							

PDF created with pdfFactory Pro trial version www.pdffactory.com

Sample Name: 190-11206-a-1-a Acquired: 7/26/2016 17:30:22 Type: Unk
Method: ICP I9 Method 200.7-6010(v136) Mode: CONC Corr. Factor: 1.000000
User: analyst Custom ID1: Custom ID2: Custom ID3:
Comment:

Elem	Se1960	Sn1899	Ti3372	Tl1908	V_2908	Zn2062	Si2516
IS Ref	(Y_2243)	(In2306)	(Y_3600)	(In2306)	(Y_3710)	(In2306)	(Y_3710)
Units	ppb	ppb	ppb	ppb	ppb	ppb	ppb
Avg	.62559	4.3815	-1.0865	2.4734	-2.0241	323.90	646.62
Stddev	1.3784	.5362	.0254	.9738	2.9349	8.15	3.72
%RSD	220.33	12.239	2.3362	39.369	145.00	2.5169	.57594
Check ?	Chk Pass	Chk Pass	Chk Pass	Chk Pass	Chk Pass	Chk Pass	Chk Pass
High Limit							
Low Limit							

Elem	Sr3464
IS Ref	(Y_3710)
Units	ppb
Avg	276.51
Stddev	4.34
%RSD	1.5705
Check ?	Chk Pass
High Limit	
Low Limit	

Int. Std.	In2306	Y_2243	Y_3600	Y_3710
Units	Cts/S	Cts/S	Cts/S	Cts/S
Avg	5141.6	4194.9	60228.	7331.6
Stddev	5.0	7.2	48.	12.4
%RSD	.09643	.17120	.07949	.16850
Check ?	Chk Pass	Chk Pass	Chk Pass	Chk Pass
Value	88.449%	95.664%	96.337%	102.34%
Range				

PDF created with pdfFactory Pro trial version www.pdffactory.com

Sample Name: 240-67470-f-3-a Acquired: 7/26/2016 17:34:39 Type: Unk
Method: ICP I9 Method 200.7-6010(v136) Mode: CONC Corr. Factor: 1.000000
User: analyst Custom ID1: Custom ID2: Custom ID3:
Comment:

Elem	Ag3280	Al3082	As1890	B_1826	Ba4554	Be3130	Ca3179
IS Ref	(Y_3600)	(Y_3710)	(Y_2243)	(Y_2243)	(Y_3710)	(Y_3710)	(Y_3710)
Units	ppb	ppb	ppb	ppb	ppb	ppb	ppb
Avg	-.13182	6.6635	4.2198	55.996	31.461	-.21285	146250.
Stddev	.06462	3.5515	.8177	.742	.047	.11551	483.
%RSD	49.024	53.298	19.378	1.3249	.14963	54.266	.33054
Check ?	Chk Pass	Chk Pass	Chk Pass	Chk Pass	Chk Pass	Chk Pass	Chk Pass
High Limit							
Low Limit							

Elem	Cd2288	Co2286	Cr2677	Cu3273	Fe2599	K_7664	Li6707
IS Ref	(Y_2243)	(In2306)	(Y_3600)	(Y_3600)	(Y_3710)	(Y_3710)	(Y_3710)
Units	ppb	ppb	ppb	ppb	ppb	ppb	ppb
Avg	-.1255	-.32383	.84587	1.8350	809.32	33439.	43.565
Stddev	.1195	.18357	.08972	.3616	7.38	51.	1.486
%RSD	95.24	56.688	10.607	19.706	.91247	.15312	3.4121
Check ?	Chk Pass	Chk Pass	Chk Pass	Chk Pass	Chk Pass	Chk Pass	Chk Pass
High Limit							
Low Limit							

Elem	Mg2790	Mn2576	Mo2020	Na5895	Ni2316	Pb2203	Sb2175
IS Ref	(Y_3710)	(Y_3600)	(Y_2243)	(Y_3710)	(In2306)	(Y_2243)	(Y_2243)
Units	ppb	ppb	ppb	ppb	ppb	ppb	ppb
Avg	1120.0	158.97	7.7569	388850.	2.2122	1.3869	-1.582
Stddev	7.2	.62	.1568	637.	.5494	.8316	1.964
%RSD	.64441	.38696	2.0219	.16369	24.836	59.958	124.2
Check ?	Chk Pass	Chk Pass	Chk Pass	Chk Pass	Chk Pass	Chk Pass	Chk Pass
High Limit							
Low Limit							

PDF created with pdfFactory Pro trial version www.pdffactory.com

Sample Name: 240-67470-f-3-a Acquired: 7/26/2016 17:34:39 Type: Unk
Method: ICP I9 Method 200.7-6010(v136) Mode: CONC Corr. Factor: 1.000000
User: analyst Custom ID1: Custom ID2: Custom ID3:
Comment:

Elem	Se1960	Sn1899	Ti3372	Tl1908	V_2908	Zn2062	Si2516
IS Ref	(Y_2243)	(In2306)	(Y_3600)	(In2306)	(Y_3710)	(In2306)	(Y_3710)
Units	ppb	ppb	ppb	ppb	ppb	ppb	ppb
Avg	-.08021	-.94068	-1.2703	2.4080	-.42730	-.86793	5605.0
Stddev	.82565	.36608	.1291	.5731	1.9682	.08656	43.4
%RSD	1029.4	38.917	10.167	23.802	460.60	9.9728	.77437
Check ?	Chk Pass	Chk Pass	Chk Pass	Chk Pass	Chk Pass	Chk Pass	Chk Pass
High Limit							
Low Limit							

Elem	Sr3464
IS Ref	(Y_3710)
Units	ppb
Avg	4744.8
Stddev	55.3
%RSD	1.1655
Check ?	Chk Pass
High Limit	
Low Limit	

Int. Std.	In2306	Y_2243	Y_3600	Y_3710
Units	Cts/S	Cts/S	Cts/S	Cts/S
Avg	5186.2	4275.9	60789.	7380.5
Stddev	4.3	2.2	190.	27.6
%RSD	.08337	.05090	.31285	.37353
Check ?	Chk Pass	Chk Pass	Chk Pass	Chk Pass
Value	89.216%	97.510%	97.235%	103.02%
Range				

PDF created with pdfFactory Pro trial version www.pdffactory.com

Sample Name: 240-67470-f-4-a Acquired: 7/26/2016 17:38:53 Type: Unk
Method: ICP I9 Method 200.7-6010(v136) Mode: CONC Corr. Factor: 1.000000
User: analyst Custom ID1: Custom ID2: Custom ID3:
Comment:

Elem	Ag3280	Al3082	As1890	B_1826	Ba4554	Be3130
IS Ref	(Y_3600)	(Y_3710)	(Y_2243)	(Y_2243)	(Y_3710)	(Y_3710)
Units	ppb	ppb	ppb	ppb	ppb	ppb
Avg	-1.9354	13.546	16.451	60.298	17711.	.42370
Stddev	.7129	21.033	3.023	3.319	161.	.08025
%RSD	36.835	155.27	18.373	5.5043	.91027	18.941
Check ?	Chk Pass	Chk Pass	Chk Pass	Chk Pass	Chk Pass	Chk Pass
High Limit						
Low Limit						

Elem	Ca3179	Cd2288	Co2286	Cr2677	Cu3273	Fe2599
IS Ref	(Y_3710)	(Y_2243)	(In2306)	(Y_3600)	(Y_3600)	(Y_3710)
Units	ppb	ppb	ppb	ppb	ppb	ppb
Avg	F 4435900.	-.4308	3.5610	1.0478	25.783	18521.
Stddev	24321.	.5142	.4221	.3370	1.286	51.
%RSD	.54828	119.4	11.854	32.158	4.9862	.27443
Check ?	Chk Fail	Chk Pass	Chk Pass	Chk Pass	Chk Pass	Chk Pass
High Limit	800000.					
Low Limit	-500000.					

Elem	K_7664	Li6707	Mg2790	Mn2576	Mo2020	Na5895
IS Ref	(Y_3710)	(Y_3710)	(Y_3710)	(Y_3600)	(Y_2243)	(Y_3710)
Units	ppb	ppb	ppb	ppb	ppb	ppb
Avg	65538.	508.42	89466.	1960.2	4.6403	F 1934300.
Stddev	369.	4.47	225.	3.6	.2343	35427.
%RSD	.56356	.87893	.25201	.18115	5.0495	1.8315
Check ?	Chk Pass	Chk Pass	Chk Pass	Chk Pass	Chk Pass	Chk Fail
High Limit						500000.
Low Limit						-500000.

PDF created with pdfFactory Pro trial version www.pdffactory.com

Sample Name: 240-67470-f-4-a Acquired: 7/26/2016 17:38:53 Type: Unk
Method: ICP I9 Method 200.7-6010(v136) Mode: CONC Corr. Factor: 1.000000
User: analyst Custom ID1: Custom ID2: Custom ID3:
Comment:

Elem	Ni2316	Pb2203	Sb2175	Se1960	Sn1899	Ti3372
IS Ref	(In2306)	(Y_2243)	(Y_2243)	(Y_2243)	(In2306)	(Y_3600)
Units	ppb	ppb	ppb	ppb	ppb	ppb
Avg	23.291	16.639	-8.982	2.1418	1.2184	-12.231
Stddev	.471	2.399	3.546	3.1218	.7233	.128
%RSD	2.0211	14.421	39.48	145.76	59.363	1.0484
Check ?	Chk Pass	Chk Pass	Chk Pass	Chk Pass	Chk Pass	Chk Pass
High Limit						
Low Limit						

Elem	Tl1908	V_2908	Zn2062	Si2516	Sr3464
IS Ref	(In2306)	(Y_3710)	(In2306)	(Y_3710)	(Y_3710)
Units	ppb	ppb	ppb	ppb	ppb
Avg	20.083	-7.1663	-.18120	2242.1	27944.
Stddev	2.430	2.3502	.20830	16.6	50.
%RSD	12.098	32.795	114.95	.74040	.17950
Check ?	Chk Pass	Chk Pass	Chk Pass	Chk Pass	Chk Pass
High Limit					
Low Limit					

Int. Std.	In2306	Y_2243	Y_3600	Y_3710
Units	Cts/S	Cts/S	Cts/S	Cts/S
Avg	3395.0	3098.9	44143.	6378.1
Stddev	31.9	26.1	78.	49.5
%RSD	.94108	.84087	.17664	.77685
Check ?	Chk Pass	Chk Pass	Chk Pass	Chk Pass
Value	58.402%	70.668%	70.609%	89.031%
Range				

PDF created with pdfFactory Pro trial version www.pdffactory.com

Sample Name: 240-67470-f-5-a Acquired: 7/26/2016 17:43:14 Type: Unk
Method: ICP I9 Method 200.7-6010(v136) Mode: CONC Corr. Factor: 1.000000
User: analyst Custom ID1: Custom ID2: Custom ID3:
Comment:

Elem	Ag3280	Al3082	As1890	B_1826	Ba4554	Be3130	Ca3179
IS Ref	(Y_3600)	(Y_3710)	(Y_2243)	(Y_2243)	(Y_3710)	(Y_3710)	(Y_3710)
Units	ppb	ppb	ppb	ppb	ppb	ppb	ppb
Avg	-.28033	53.474	4.3887	-.13998	136.84	-.20320	396440.
Stddev	.53102	11.542	.9389	.51526	.70	.02576	2688.
%RSD	189.43	21.585	21.393	368.10	.51212	12.678	.67809
Check ?	Chk Pass	Chk Pass	Chk Pass	Chk Pass	Chk Pass	Chk Pass	Chk Pass
High Limit							
Low Limit							

Elem	Cd2288	Co2286	Cr2677	Cu3273	Fe2599	K_7664	Li6707
IS Ref	(Y_2243)	(In2306)	(Y_3600)	(Y_3600)	(Y_3710)	(Y_3710)	(Y_3710)
Units	ppb	ppb	ppb	ppb	ppb	ppb	ppb
Avg	-.0697	-.13517	.71203	2.5748	5.7270	28342.	52.897
Stddev	.0974	.16425	.32757	.6362	1.9779	104.	1.500
%RSD	139.6	121.52	46.005	24.710	34.537	.36773	2.8365
Check ?	Chk Pass	Chk Pass	Chk Pass	Chk Pass	Chk Pass	Chk Pass	Chk Pass
High Limit							
Low Limit							

Elem	Mg2790	Mn2576	Mo2020	Na5895	Ni2316	Pb2203	Sb2175
IS Ref	(Y_3710)	(Y_3600)	(Y_2243)	(Y_3710)	(In2306)	(Y_2243)	(Y_2243)
Units	ppb	ppb	ppb	ppb	ppb	ppb	ppb
Avg	27.531	-.13313	9.3367	87531.	5.6535	1.4431	-.4264
Stddev	24.692	.05627	.1558	183.	.3174	1.2310	1.217
%RSD	89.690	42.267	1.6682	.20866	5.6145	85.300	285.5
Check ?	Chk Pass	Chk Pass	Chk Pass	Chk Pass	Chk Pass	Chk Pass	Chk Pass
High Limit							
Low Limit							

PDF created with pdfFactory Pro trial version www.pdffactory.com

Sample Name: 240-67470-f-5-a Acquired: 7/26/2016 17:43:14 Type: Unk
Method: ICP I9 Method 200.7-6010(v136) Mode: CONC Corr. Factor: 1.000000
User: analyst Custom ID1: Custom ID2: Custom ID3:
Comment:

Elem	Se1960	Sn1899	Ti3372	Tl1908	V_2908	Zn2062	Si2516
IS Ref	(Y_2243)	(In2306)	(Y_3600)	(In2306)	(Y_3710)	(In2306)	(Y_3710)
Units	ppb	ppb	ppb	ppb	ppb	ppb	ppb
Avg	.05118	-.54123	-1.9522	1.5528	-1.8483	-1.0253	3920.6
Stddev	2.0932	.41553	.1380	.4632	1.6628	.1145	60.3
%RSD	4089.9	76.775	7.0695	29.829	89.968	11.166	1.5386
Check ?	Chk Pass	Chk Pass	Chk Pass	Chk Pass	Chk Pass	Chk Pass	Chk Pass
High Limit							
Low Limit							

Elem	Sr3464
IS Ref	(Y_3710)
Units	ppb
Avg	7187.1
Stddev	19.2
%RSD	.26726
Check ?	Chk Pass
High Limit	
Low Limit	

Int. Std.	In2306	Y_2243	Y_3600	Y_3710
Units	Cts/S	Cts/S	Cts/S	Cts/S
Avg	5306.2	4275.5	61975.	7412.3
Stddev	15.1	9.2	129.	14.1
%RSD	.28540	.21487	.20847	.18984
Check ?	Chk Pass	Chk Pass	Chk Pass	Chk Pass
Value	91.281%	97.502%	99.131%	103.47%
Range				

PDF created with pdfFactory Pro trial version www.pdffactory.com

Sample Name: 240-67470-g-6-a Acquired: 7/26/2016 17:47:28 Type: Unk
Method: ICP I9 Method 200.7-6010(v136) Mode: CONC Corr. Factor: 1.000000
User: analyst Custom ID1: Custom ID2: Custom ID3:
Comment:

Elem	Ag3280	Al3082	As1890	B_1826	Ba4554	Be3130
IS Ref	(Y_3600)	(Y_3710)	(Y_2243)	(Y_2243)	(Y_3710)	(Y_3710)
Units	ppb	ppb	ppb	ppb	ppb	ppb
Avg	-.33069	.68130	.28086	-4.9996	197.52	-.14626
Stddev	.85403	14.176	1.4799	.5139	.34	.02143
%RSD	258.25	2080.7	526.92	10.279	.17184	14.651
Check ?	Chk Pass	Chk Pass	Chk Pass	Chk Pass	Chk Pass	Chk Pass
High Limit						
Low Limit						

Elem	Ca3179	Cd2288	Co2286	Cr2677	Cu3273	Fe2599
IS Ref	(Y_3710)	(Y_2243)	(In2306)	(Y_3600)	(Y_3600)	(Y_3710)
Units	ppb	ppb	ppb	ppb	ppb	ppb
Avg	F 1008200.	-.0816	.06072	3.2256	6.0762	2.4196
Stddev	4777.	.1053	.21447	.0403	.4896	1.6379
%RSD	.47377	129.0	353.19	1.2505	8.0580	67.694
Check ?	Chk Fail	Chk Pass	Chk Pass	Chk Pass	Chk Pass	Chk Pass
High Limit	800000.					
Low Limit	-500000.					

Elem	K_7664	Li6707	Mg2790	Mn2576	Mo2020	Na5895
IS Ref	(Y_3710)	(Y_3710)	(Y_3710)	(Y_3600)	(Y_2243)	(Y_3710)
Units	ppb	ppb	ppb	ppb	ppb	ppb
Avg	6506.8	56.371	-4.5257	-.17585	1.7037	19299.
Stddev	21.5	1.226	9.7559	.01866	.2070	29.
%RSD	.33111	2.1745	215.57	10.614	12.148	.14812
Check ?	Chk Pass	Chk Pass	Chk Pass	Chk Pass	Chk Pass	Chk Pass
High Limit						
Low Limit						

PDF created with pdfFactory Pro trial version www.pdffactory.com

Sample Name: 240-67470-g-6-a Acquired: 7/26/2016 17:47:28 Type: Unk
Method: ICP I9 Method 200.7-6010(v136) Mode: CONC Corr. Factor: 1.000000
User: analyst Custom ID1: Custom ID2: Custom ID3:
Comment:

Elem	Ni2316	Pb2203	Sb2175	Se1960	Sn1899	Ti3372
IS Ref	(In2306)	(Y_2243)	(Y_2243)	(Y_2243)	(In2306)	(Y_3600)
Units	ppb	ppb	ppb	ppb	ppb	ppb
Avg	6.1273	5.9569	-4.911	3.2698	.18270	-2.9324
Stddev	.2589	.3106	.556	1.5658	.19069	.2846
%RSD	4.2251	5.2146	11.32	47.888	104.38	9.7045
Check ?	Chk Pass	Chk Pass	Chk Pass	Chk Pass	Chk Pass	Chk Pass
High Limit						
Low Limit						

Elem	Tl1908	V_2908	Zn2062	Si2516	Sr3464
IS Ref	(In2306)	(Y_3710)	(In2306)	(Y_3710)	(Y_3710)
Units	ppb	ppb	ppb	ppb	ppb
Avg	3.0405	-4.4076	22.732	108.04	5882.7
Stddev	1.4525	2.2270	.376	10.23	15.0
%RSD	47.771	50.526	1.6537	9.4698	.25489
Check ?	Chk Pass	Chk Pass	Chk Pass	Chk Pass	Chk Pass
High Limit					
Low Limit					

Int. Std.	In2306	Y_2243	Y_3600	Y_3710
Units	Cts/S	Cts/S	Cts/S	Cts/S
Avg	4981.8	4084.8	58978.	7140.3
Stddev	7.7	2.5	154.	17.8
%RSD	.15500	.06141	.26074	.24973
Check ?	Chk Pass	Chk Pass	Chk Pass	Chk Pass
Value	85.699%	93.151%	94.337%	99.669%
Range				

PDF created with pdfFactory Pro trial version www.pdffactory.com

Sample Name: 240-67470-g-7-a Acquired: 7/26/2016 17:51:43 Type: Unk
Method: ICP I9 Method 200.7-6010(v136) Mode: CONC Corr. Factor: 1.000000
User: analyst Custom ID1: Custom ID2: Custom ID3:
Comment:

Elem	Ag3280	Al3082	As1890	B_1826	Ba4554	Be3130
IS Ref	(Y_3600)	(Y_3710)	(Y_2243)	(Y_2243)	(Y_3710)	(Y_3710)
Units	ppb	ppb	ppb	ppb	ppb	ppb
Avg	-.48782	-6.2987	2.0647	1.8269	257.98	-.07839
Stddev	.23581	6.3459	1.8994	.5590	.30	.09191
%RSD	48.340	100.75	91.995	30.599	.11740	117.25
Check ?	Chk Pass	Chk Pass	Chk Pass	Chk Pass	Chk Pass	Chk Pass
High Limit						
Low Limit						

Elem	Ca3179	Cd2288	Co2286	Cr2677	Cu3273	Fe2599
IS Ref	(Y_3710)	(Y_2243)	(In2306)	(Y_3600)	(Y_3600)	(Y_3710)
Units	ppb	ppb	ppb	ppb	ppb	ppb
Avg	F 1198400.	.1081	.07895	1.0291	7.4719	-.20182
Stddev	2421.	.1165	.10267	.1756	.8255	.60362
%RSD	.20205	107.8	130.04	17.059	11.048	299.10
Check ?	Chk Fail	Chk Pass	Chk Pass	Chk Pass	Chk Pass	Chk Pass
High Limit	800000.					
Low Limit	-500000.					

Elem	K_7664	Li6707	Mg2790	Mn2576	Mo2020	Na5895
IS Ref	(Y_3710)	(Y_3710)	(Y_3710)	(Y_3600)	(Y_2243)	(Y_3710)
Units	ppb	ppb	ppb	ppb	ppb	ppb
Avg	10719.	77.358	12.454	-.10432	2.0377	26925.
Stddev	28.	2.013	8.945	.00916	.2161	59.
%RSD	.25762	2.6025	71.819	8.7801	10.605	.21868
Check ?	Chk Pass	Chk Pass	Chk Pass	Chk Pass	Chk Pass	Chk Pass
High Limit						
Low Limit						

PDF created with pdfFactory Pro trial version www.pdffactory.com

Sample Name: 240-67470-g-7-a Acquired: 7/26/2016 17:51:43 Type: Unk
Method: ICP I9 Method 200.7-6010(v136) Mode: CONC Corr. Factor: 1.000000
User: analyst Custom ID1: Custom ID2: Custom ID3:
Comment:

Elem	Ni2316	Pb2203	Sb2175	Se1960	Sn1899	Ti3372
IS Ref	(In2306)	(Y_2243)	(Y_2243)	(Y_2243)	(In2306)	(Y_3600)
Units	ppb	ppb	ppb	ppb	ppb	ppb
Avg	7.7958	6.9533	-3.125	2.0322	-.31257	-3.5514
Stddev	.5644	.5959	1.334	1.1275	.49274	.2099
%RSD	7.2400	8.5705	42.69	55.482	157.64	5.9093
Check ?	Chk Pass	Chk Pass	Chk Pass	Chk Pass	Chk Pass	Chk Pass
High Limit						
Low Limit						

Elem	Tl1908	V_2908	Zn2062	Si2516	Sr3464
IS Ref	(In2306)	(Y_3710)	(In2306)	(Y_3710)	(Y_3710)
Units	ppb	ppb	ppb	ppb	ppb
Avg	3.6807	-5.0245	80.445	126.06	8001.0
Stddev	.6109	2.0601	1.279	1.76	29.8
%RSD	16.597	41.001	1.5897	1.3925	.37219
Check ?	Chk Pass	Chk Pass	Chk Pass	Chk Pass	Chk Pass
High Limit					
Low Limit					

Int. Std.	In2306	Y_2243	Y_3600	Y_3710
Units	Cts/S	Cts/S	Cts/S	Cts/S
Avg	4879.7	4033.0	58017.	7061.1
Stddev	6.9	3.0	44.	44.5
%RSD	.14052	.07384	.07659	.62976
Check ?	Chk Pass	Chk Pass	Chk Pass	Chk Pass
Value	83.944%	91.971%	92.801%	98.565%
Range				

PDF created with pdfFactory Pro trial version www.pdffactory.com

Sample Name: 240-67470-g-8-a Acquired: 7/26/2016 17:55:57 Type: Unk
Method: ICP I9 Method 200.7-6010(v136) Mode: CONC Corr. Factor: 1.000000
User: analyst Custom ID1: Custom ID2: Custom ID3:
Comment:

Elem	Ag3280	Al3082	As1890	B_1826	Ba4554	Be3130
IS Ref	(Y_3600)	(Y_3710)	(Y_2243)	(Y_2243)	(Y_3710)	(Y_3710)
Units	ppb	ppb	ppb	ppb	ppb	ppb
Avg	-.41392	5.7022	2.9160	-2.1886	122.88	-.12228
Stddev	.44546	13.932	1.7618	1.2912	.23	.07780
%RSD	107.62	244.32	60.418	58.999	.18926	63.626
Check ?	Chk Pass	Chk Pass	Chk Pass	Chk Pass	Chk Pass	Chk Pass
High Limit						
Low Limit						

Elem	Ca3179	Cd2288	Co2286	Cr2677	Cu3273	Fe2599
IS Ref	(Y_3710)	(Y_2243)	(In2306)	(Y_3600)	(Y_3600)	(Y_3710)
Units	ppb	ppb	ppb	ppb	ppb	ppb
Avg	F 965120.	-.0553	.12113	.86004	7.7984	1.1061
Stddev	5238.	.1729	.14773	.12324	.3999	1.4995
%RSD	.54268	312.8	121.96	14.329	5.1278	135.56
Check ?	Chk Fail	Chk Pass	Chk Pass	Chk Pass	Chk Pass	Chk Pass
High Limit	800000.					
Low Limit	-500000.					

Elem	K_7664	Li6707	Mg2790	Mn2576	Mo2020	Na5895
IS Ref	(Y_3710)	(Y_3710)	(Y_3710)	(Y_3600)	(Y_2243)	(Y_3710)
Units	ppb	ppb	ppb	ppb	ppb	ppb
Avg	159320.	281.70	2.7223	-.15061	7.6551	266590.
Stddev	191.	4.74	19.228	.04664	.6884	2582.
%RSD	.12009	1.6815	706.32	30.968	8.9933	.96854
Check ?	Chk Pass	Chk Pass	Chk Pass	Chk Pass	Chk Pass	Chk Pass
High Limit						
Low Limit						

PDF created with pdfFactory Pro trial version www.pdffactory.com

Sample Name: 240-67470-g-8-a Acquired: 7/26/2016 17:55:57 Type: Unk
Method: ICP I9 Method 200.7-6010(v136) Mode: CONC Corr. Factor: 1.000000
User: analyst Custom ID1: Custom ID2: Custom ID3:
Comment:

Elem	Ni2316	Pb2203	Sb2175	Se1960	Sn1899	Ti3372
IS Ref	(In2306)	(Y_2243)	(Y_2243)	(Y_2243)	(In2306)	(Y_3600)
Units	ppb	ppb	ppb	ppb	ppb	ppb
Avg	16.556	6.4234	-3.147	1.6732	.11462	-3.4498
Stddev	.214	2.8441	.351	1.2166	.09170	.2763
%RSD	1.2935	44.278	11.16	72.710	80.005	8.0078
Check ?	Chk Pass	Chk Pass	Chk Pass	Chk Pass	Chk Pass	Chk Pass
High Limit						
Low Limit						

Elem	Tl1908	V_2908	Zn2062	Si2516	Sr3464
IS Ref	(In2306)	(Y_3710)	(In2306)	(Y_3710)	(Y_3710)
Units	ppb	ppb	ppb	ppb	ppb
Avg	2.5355	-2.2306	.82514	143.30	13062.
Stddev	2.1370	1.4439	.10300	1.00	12.
%RSD	84.283	64.730	12.482	.69973	.09164
Check ?	Chk Pass	Chk Pass	Chk Pass	Chk Pass	Chk Pass
High Limit					
Low Limit					

Int. Std.	In2306	Y_2243	Y_3600	Y_3710
Units	Cts/S	Cts/S	Cts/S	Cts/S
Avg	4781.4	3999.3	57277.	7066.9
Stddev	9.8	7.2	64.	34.2
%RSD	.20445	.17918	.11130	.48386
Check ?	Chk Pass	Chk Pass	Chk Pass	Chk Pass
Value	82.252%	91.202%	91.618%	98.646%
Range				

PDF created with pdfFactory Pro trial version www.pdffactory.com

Sample Name: 240-67476-d-8-a Acquired: 7/26/2016 18:00:21 Type: Unk
Method: ICP I9 Method 200.7-6010(v136) Mode: CONC Corr. Factor: 1.000000
User: analyst Custom ID1: Custom ID2: Custom ID3:
Comment:

Elem	Ag3280	Al3082	As1890	B_1826	Ba4554	Be3130
IS Ref	(Y_3600)	(Y_3710)	(Y_2243)	(Y_2243)	(Y_3710)	(Y_3710)
Units	ppb	ppb	ppb	ppb	ppb	ppb
Avg	-.95634	48128.	77.517	256.18	319.16	2.5282
Stddev	.45379	273.	1.410	3.48	.78	.0489
%RSD	47.450	.56625	1.8186	1.3583	.24364	1.9351
Check ?	Chk Pass	Chk Pass	Chk Pass	Chk Pass	Chk Pass	Chk Pass
High Limit						
Low Limit						

Elem	Ca3179	Cd2288	Co2286	Cr2677	Cu3273	Fe2599
IS Ref	(Y_3710)	(Y_2243)	(In2306)	(Y_3600)	(Y_3600)	(Y_3710)
Units	ppb	ppb	ppb	ppb	ppb	ppb
Avg	W 736330.	2.407	48.149	63.896	117.28	88101.
Stddev	750.	.166	1.358	.296	.37	341.
%RSD	.10190	6.912	2.8212	.46389	.31417	.38721
Check ?	Chk Warn	Chk Pass	Chk Pass	Chk Pass	Chk Pass	Chk Pass
High Limit	720000.					
Low Limit	-500000.					

Elem	K_7664	Li6707	Mg2790	Mn2576	Mo2020	Na5895
IS Ref	(Y_3710)	(Y_3710)	(Y_3710)	(Y_3600)	(Y_2243)	(Y_3710)
Units	ppb	ppb	ppb	ppb	ppb	ppb
Avg	22341.	140.41	226520.	2548.0	37.310	266880.
Stddev	62.	.69	1177.	9.3	1.285	3565.
%RSD	.27927	.49079	.51957	.36339	3.4450	1.3356
Check ?	Chk Pass	Chk Pass	Chk Pass	Chk Pass	Chk Pass	Chk Pass
High Limit						
Low Limit						

PDF created with pdfFactory Pro trial version www.pdffactory.com

Sample Name: 240-67476-d-8-a Acquired: 7/26/2016 18:00:21 Type: Unk
Method: ICP I9 Method 200.7-6010(v136) Mode: CONC Corr. Factor: 1.000000
User: analyst Custom ID1: Custom ID2: Custom ID3:
Comment:

Elem	Ni2316	Pb2203	Sb2175	Se1960	Sn1899	Ti3372
IS Ref	(In2306)	(Y_2243)	(Y_2243)	(Y_2243)	(In2306)	(Y_3600)
Units	ppb	ppb	ppb	ppb	ppb	ppb
Avg	152.36	63.697	1.479	5.3984	4.0740	544.26
Stddev	4.05	1.504	1.362	.7629	.3657	.56
%RSD	2.6578	2.3606	92.06	14.132	8.9754	.10272
Check ?	Chk Pass	Chk Pass	Chk Pass	Chk Pass	Chk Pass	Chk Pass
High Limit						
Low Limit						

Elem	Tl1908	V_2908	Zn2062	Si2516	Sr3464
IS Ref	(In2306)	(Y_3710)	(In2306)	(Y_3710)	(Y_3710)
Units	ppb	ppb	ppb	ppb	ppb
Avg	14.112	130.88	328.02	44942.	1007.5
Stddev	.996	1.75	7.15	2279.	4.5
%RSD	7.0545	1.3337	2.1810	5.0704	.44925
Check ?	Chk Pass	Chk Pass	Chk Pass	Chk Pass	Chk Pass
High Limit					
Low Limit					

Int. Std.	In2306	Y_2243	Y_3600	Y_3710
Units	Cts/S	Cts/S	Cts/S	Cts/S
Avg	4669.5	4256.2	61280.	7499.3
Stddev	6.8	5.6	114.	38.6
%RSD	.14515	.13121	.18583	.51515
Check ?	Chk Pass	Chk Pass	Chk Pass	Chk Pass
Value	80.328%	97.060%	98.020%	104.68%
Range				

PDF created with pdfFactory Pro trial version www.pdffactory.com

Sample Name: 240-67476-d-9-a Acquired: 7/26/2016 18:04:40 Type: Unk
Method: ICP I9 Method 200.7-6010(v136) Mode: CONC Corr. Factor: 1.000000
User: analyst Custom ID1: Custom ID2: Custom ID3:
Comment:

Elem	Ag3280	Al3082	As1890	B_1826	Ba4554	Be3130	Ca3179
IS Ref	(Y_3600)	(Y_3710)	(Y_2243)	(Y_2243)	(Y_3710)	(Y_3710)	(Y_3710)
Units	ppb	ppb	ppb	ppb	ppb	ppb	ppb
Avg	.61814	72390.	121.21	572.59	2362.5	7.3994	394330.
Stddev	.47715	322.	1.51	3.29	3.1	.0309	3446.
%RSD	77.191	.44496	1.2434	.57486	.12943	.41739	.87389
Check ?	Chk Pass	Chk Pass	Chk Pass	Chk Pass	Chk Pass	Chk Pass	Chk Pass
High Limit							
Low Limit							

Elem	Cd2288	Co2286	Cr2677	Cu3273	Fe2599	K_7664	Li6707
IS Ref	(Y_2243)	(In2306)	(Y_3600)	(Y_3600)	(Y_3710)	(Y_3710)	(Y_3710)
Units	ppb	ppb	ppb	ppb	ppb	ppb	ppb
Avg	5.407	56.431	132.29	276.70	114570.	25400.	181.35
Stddev	.084	.844	.23	.53	281.	86.	2.01
%RSD	1.548	1.4952	.17025	.19100	.24535	.33763	1.1058
Check ?	Chk Pass	Chk Pass	Chk Pass	Chk Pass	Chk Pass	Chk Pass	Chk Pass
High Limit							
Low Limit							

Elem	Mg2790	Mn2576	Mo2020	Na5895	Ni2316	Pb2203	Sb2175
IS Ref	(Y_3710)	(Y_3600)	(Y_2243)	(Y_3710)	(In2306)	(Y_2243)	(Y_2243)
Units	ppb	ppb	ppb	ppb	ppb	ppb	ppb
Avg	100370.	2226.8	60.435	163040.	166.93	1833.3	.1893
Stddev	440.	10.4	.930	414.	1.89	18.3	2.805
%RSD	.43847	.46924	1.5388	.25390	1.1296	.99656	1482.
Check ?	Chk Pass	Chk Pass	Chk Pass	Chk Pass	Chk Pass	Chk Pass	Chk Pass
High Limit							
Low Limit							

PDF created with pdfFactory Pro trial version www.pdffactory.com

Sample Name: 240-67476-d-9-a Acquired: 7/26/2016 18:04:40 Type: Unk
Method: ICP I9 Method 200.7-6010(v136) Mode: CONC Corr. Factor: 1.000000
User: analyst Custom ID1: Custom ID2: Custom ID3:
Comment:

Elem	Se1960	Sn1899	Ti3372	Tl1908	V_2908	Zn2062	Si2516
IS Ref	(Y_2243)	(In2306)	(Y_3600)	(In2306)	(Y_3710)	(In2306)	(Y_3710)
Units	ppb	ppb	ppb	ppb	ppb	ppb	ppb
Avg	7.8181	570.28	1299.6	14.170	229.25	2488.9	53220.
Stddev	.8829	6.87	3.1	.569	.71	26.0	1159.
%RSD	11.292	1.2051	.24125	4.0171	.30773	1.0447	2.1775
Check ?	Chk Pass	Chk Pass	Chk Pass	Chk Pass	Chk Pass	Chk Pass	Chk Pass
High Limit							
Low Limit							

Elem	Sr3464
IS Ref	(Y_3710)
Units	ppb
Avg	1300.4
Stddev	8.4
%RSD	.64495
Check ?	Chk Pass
High Limit	
Low Limit	

Int. Std.	In2306	Y_2243	Y_3600	Y_3710
Units	Cts/S	Cts/S	Cts/S	Cts/S
Avg	4961.4	4506.8	64853.	7808.0
Stddev	6.8	9.1	56.	41.2
%RSD	.13773	.20263	.08581	.52738
Check ?	Chk Pass	Chk Pass	Chk Pass	Chk Pass
Value	85.348%	102.77%	103.73%	108.99%
Range				

PDF created with pdfFactory Pro trial version www.pdffactory.com

Sample Name: CCV-2609127 Acquired: 7/26/2016 18:08:47 Type: QC
Method: ICP I9 Method 200.7-6010(v136) Mode: CONC Corr. Factor: 1.000000
User: analyst Custom ID1: Custom ID2: Custom ID3:
Comment:

Elem	Ag3280	Al3082	As1890	B_1826	Ba4554	Be3130	Ca3179
IS Ref	(Y_3600)	(Y_3710)	(Y_2243)	(Y_2243)	(Y_3710)	(Y_3710)	(Y_3710)
Units	ppb	ppb	ppb	ppb	ppb	ppb	ppb
Avg	1038.8	23749.	494.27	5262.1	2007.2	2105.5	52115.
Stddev	1.0	100.	1.64	12.4	2.4	8.9	270.
%RSD	.09602	.42150	.33103	.23565	.11835	.42161	.51870
Check ?	Chk Pass	Chk Pass	Chk Pass	Chk Pass	Chk Pass	Chk Pass	Chk Pass
Value							
Range							

Elem	Cd2288	Co2286	Cr2677	Cu3273	Fe2599	K_7664	Li6707
IS Ref	(Y_2243)	(In2306)	(Y_3600)	(Y_3600)	(Y_3710)	(Y_3710)	(Y_3710)
Units	ppb	ppb	ppb	ppb	ppb	ppb	ppb
Avg	513.0	1946.5	1871.3	1991.5	23538.	50648.	4871.8
Stddev	2.2	7.9	2.5	.5	52.	183.	11.8
%RSD	.4199	.40840	.13457	.02385	.21880	.36204	.24311
Check ?	Chk Pass	Chk Pass	Chk Pass	Chk Pass	Chk Pass	Chk Pass	Chk Pass
Value							
Range							

Elem	Mg2790	Mn2576	Mo2020	Na5895	Ni2316	Pb2203	Sb2175
IS Ref	(Y_3710)	(Y_3600)	(Y_2243)	(Y_3710)	(In2306)	(Y_2243)	(Y_2243)
Units	ppb	ppb	ppb	ppb	ppb	ppb	ppb
Avg	47256.	F 1783.9	1925.9	52008.	1982.8	469.57	523.0
Stddev	96.	3.5	10.0	166.	8.7	.39	3.2
%RSD	.20241	.19884	.51958	.32002	.44100	.08378	.6108
Check ?	Chk Pass	Chk Fail	Chk Pass	Chk Pass	Chk Pass	Chk Pass	Chk Pass
Value		2000.0					
Range		-10.500%					

PDF created with pdfFactory Pro trial version www.pdffactory.com

Sample Name: CCV-2609127 Acquired: 7/26/2016 18:08:47 Type: QC
Method: ICP I9 Method 200.7-6010(v136) Mode: CONC Corr. Factor: 1.000000
User: analyst Custom ID1: Custom ID2: Custom ID3:
Comment:

Elem	Se1960	Sn1899	Ti3372	Tl1908	V_2908	Zn2062	Si2516
IS Ref	(Y_2243)	(In2306)	(Y_3600)	(In2306)	(Y_3710)	(In2306)	(Y_3710)
Units	ppb	ppb	ppb	ppb	ppb	ppb	ppb
Avg	507.13	5010.3	4919.2	967.20	1958.8	2001.4	5093.3
Stddev	2.54	27.4	11.6	4.64	11.4	11.1	117.5
%RSD	.50124	.54785	.23604	.47985	.57966	.55303	2.3060
Check ?	Chk Pass	Chk Pass	Chk Pass	Chk Pass	Chk Pass	Chk Pass	Chk Pass
Value							
Range							

Elem	Sr3464
IS Ref	(Y_3710)
Units	ppb
Avg	5105.5
Stddev	22.4
%RSD	.43848
Check ?	Chk Pass
Value	
Range	

Int. Std.	In2306	Y_2243	Y_3600	Y_3710
Units	Cts/S	Cts/S	Cts/S	Cts/S
Avg	5397.5	4369.5	62951.	7174.1
Stddev	5.8	4.4	68.	14.4
%RSD	.10790	.10028	.10875	.20015

PDF created with pdfFactory Pro trial version www.pdffactory.com

Sample Name: CCB Acquired: 7/26/2016 18:12:37 Type: QC
Method: ICP I9 Method 200.7-6010(v136) Mode: CONC Corr. Factor: 1.000000
User: analyst Custom ID1: Custom ID2: Custom ID3:
Comment:

Elem	Ag3280	Al3082	As1890	B_1826	Ba4554	Be3130	Ca3179	Cd2288
IS Ref	(Y_3600)	(Y_3710)	(Y_2243)	(Y_2243)	(Y_3710)	(Y_3710)	(Y_3710)	(Y_2243)
Units	ppb	ppb	ppb	ppb	ppb	ppb	ppb	ppb
Avg	.27667	3.6314	.30854	-3.0081	-.03700	-.09573	30.733	.0447
Stddev	.25728	13.092	.57754	.7413	.11428	.06736	.351	.0026
%RSD	92.993	360.52	187.19	24.644	308.86	70.369	1.1421	5.805
Check ?	Chk Pass	Chk Pass	Chk Pass	Chk Pass	Chk Pass	Chk Pass	Chk Pass	Chk Pass
High Limit								
Low Limit								

Elem	Co2286	Cr2677	Cu3273	Fe2599	K_7664	Li6707	Mg2790	Mn2576
IS Ref	(In2306)	(Y_3600)	(Y_3600)	(Y_3710)	(Y_3710)	(Y_3710)	(Y_3710)	(Y_3600)
Units	ppb	ppb	ppb	ppb	ppb	ppb	ppb	ppb
Avg	-.19074	.34919	1.4727	5.9604	126.06	-.53384	-4.1818	.01932
Stddev	.22155	.16532	.4801	.2452	24.82	.58867	25.757	.01982
%RSD	116.15	47.343	32.600	4.1139	19.687	110.27	615.93	102.61
Check ?	Chk Pass	Chk Pass	Chk Pass	Chk Pass	Chk Pass	Chk Pass	Chk Pass	Chk Pass
High Limit								
Low Limit								

Elem	Mo2020	Na5895	Ni2316	Pb2203	Sb2175	Se1960	Sn1899	Ti3372
IS Ref	(Y_2243)	(Y_3710)	(In2306)	(Y_2243)	(Y_2243)	(Y_2243)	(In2306)	(Y_3600)
Units	ppb	ppb	ppb	ppb	ppb	ppb	ppb	ppb
Avg	.76388	235.64	.09807	1.0861	.1044	1.0954	.09798	.91067
Stddev	.21415	2.75	.26649	.4185	2.170	1.4636	.24432	.01972
%RSD	28.035	1.1688	271.74	38.530	2078.	133.61	249.36	2.1658
Check ?	Chk Pass	Chk Pass	Chk Pass	Chk Pass	Chk Pass	Chk Pass	Chk Pass	Chk Pass
High Limit								
Low Limit								

PDF created with pdfFactory Pro trial version www.pdffactory.com

Sample Name: CCB Acquired: 7/26/2016 18:12:37 Type: QC
Method: ICP I9 Method 200.7-6010(v136) Mode: CONC Corr. Factor: 1.000000
User: analyst Custom ID1: Custom ID2: Custom ID3:
Comment:

Elem	Tl1908	V_2908	Zn2062	Si2516	Sr3464
IS Ref	(In2306)	(Y_3710)	(In2306)	(Y_3710)	(Y_3710)
Units	ppb	ppb	ppb	ppb	ppb
Avg	.23612	.31371	.18217	47.251	.85392
Stddev	.48510	.82996	.09188	11.036	1.5544
%RSD	205.45	264.57	50.435	23.356	182.04
Check ?	Chk Pass	Chk Pass	Chk Pass	Chk Pass	Chk Pass
High Limit					
Low Limit					

Int. Std.	In2306	Y_2243	Y_3600	Y_3710
Units	Cts/S	Cts/S	Cts/S	Cts/S
Avg	6073.9	4558.5	66791.	7234.6
Stddev	7.4	6.1	142.	27.2
%RSD	.12158	.13464	.21227	.37615

PDF created with pdfFactory Pro trial version www.pdffactory.com

Sample Name: 240-67476-d-10-a Acquired: 7/26/2016 18:16:46 Type: Unk
Method: ICP I9 Method 200.7-6010(v136) Mode: CONC Corr. Factor: 1.000000
User: analyst Custom ID1: Custom ID2: Custom ID3:
Comment:

Elem	Ag3280	Al3082	As1890	B_1826	Ba4554	Be3130	Ca3179
IS Ref	(Y_3600)	(Y_3710)	(Y_2243)	(Y_2243)	(Y_3710)	(Y_3710)	(Y_3710)
Units	ppb	ppb	ppb	ppb	ppb	ppb	ppb
Avg	-1.3179	48311.	75.271	520.56	387.62	2.6136	575670.
Stddev	.3755	167.	2.290	3.02	.51	.0275	2025.
%RSD	28.492	.34622	3.0425	.58030	.13226	1.0516	.35177
Check ?	Chk Pass	Chk Pass	Chk Pass	Chk Pass	Chk Pass	Chk Pass	Chk Pass
High Limit							
Low Limit							

Elem	Cd2288	Co2286	Cr2677	Cu3273	Fe2599	K_7664	Li6707
IS Ref	(Y_2243)	(In2306)	(Y_3600)	(Y_3600)	(Y_3710)	(Y_3710)	(Y_3710)
Units	ppb	ppb	ppb	ppb	ppb	ppb	ppb
Avg	2.510	42.158	70.484	122.43	102390.	26248.	158.78
Stddev	.173	.558	.286	.61	5.	53.	1.44
%RSD	6.904	1.3225	.40552	.49636	.00465	.20173	.90838
Check ?	Chk Pass	Chk Pass	Chk Pass	Chk Pass	Chk Pass	Chk Pass	Chk Pass
High Limit							
Low Limit							

Elem	Mg2790	Mn2576	Mo2020	Na5895	Ni2316	Pb2203	Sb2175
IS Ref	(Y_3710)	(Y_3600)	(Y_2243)	(Y_3710)	(In2306)	(Y_2243)	(Y_2243)
Units	ppb	ppb	ppb	ppb	ppb	ppb	ppb
Avg	213080.	1746.8	56.161	312860.	143.51	53.897	-2.603
Stddev	369.	2.2	.846	358.	1.72	1.123	3.813
%RSD	.17334	.12432	1.5064	.11431	1.1983	2.0829	146.5
Check ?	Chk Pass	Chk Pass	Chk Pass	Chk Pass	Chk Pass	Chk Pass	Chk Pass
High Limit							
Low Limit							

PDF created with pdfFactory Pro trial version www.pdffactory.com

Sample Name: 240-67476-d-10-a Acquired: 7/26/2016 18:16:46 Type: Unk
Method: ICP I9 Method 200.7-6010(v136) Mode: CONC Corr. Factor: 1.000000
User: analyst Custom ID1: Custom ID2: Custom ID3:
Comment:

Elem	Se1960	Sn1899	Ti3372	Tl1908	V_2908	Zn2062	Si2516
IS Ref	(Y_2243)	(In2306)	(Y_3600)	(In2306)	(Y_3710)	(In2306)	(Y_3710)
Units	ppb	ppb	ppb	ppb	ppb	ppb	ppb
Avg	2.8452	6.6456	573.06	10.419	136.03	397.23	70638.
Stddev	1.3732	.8876	1.53	.904	2.17	5.05	539.
%RSD	48.263	13.357	.26750	8.6749	1.5962	1.2714	.76311
Check ?	Chk Pass	Chk Pass	Chk Pass	Chk Pass	Chk Pass	Chk Pass	Chk Pass
High Limit							
Low Limit							

Elem	Sr3464
IS Ref	(Y_3710)
Units	ppb
Avg	666.92
Stddev	1.24
%RSD	.18544
Check ?	Chk Pass
High Limit	
Low Limit	

Int. Std.	In2306	Y_2243	Y_3600	Y_3710
Units	Cts/S	Cts/S	Cts/S	Cts/S
Avg	4724.3	4261.1	61437.	7475.1
Stddev	4.8	4.6	90.	6.8
%RSD	.10165	.10803	.14599	.09148
Check ?	Chk Pass	Chk Pass	Chk Pass	Chk Pass
Value	81.269%	97.172%	98.271%	104.34%
Range				

PDF created with pdfFactory Pro trial version www.pdffactory.com

Sample Name: 240-67484-g-1-a Acquired: 7/26/2016 18:20:54 Type: Unk
Method: ICP I9 Method 200.7-6010(v136) Mode: CONC Corr. Factor: 1.000000
User: analyst Custom ID1: Custom ID2: Custom ID3:
Comment:

Elem	Ag3280	Al3082	As1890	B_1826	Ba4554	Be3130	Ca3179	Cd2288
IS Ref	(Y_3600)	(Y_3710)	(Y_2243)	(Y_2243)	(Y_3710)	(Y_3710)	(Y_3710)	(Y_2243)
Units	ppb	ppb	ppb	ppb	ppb	ppb	ppb	ppb
Avg	-.13211	1034.3	1.1917	93.417	31.704	-.14828	7785.8	-.0458
Stddev	.21451	10.4	1.4927	1.055	.248	.02216	4.9	.0589
%RSD	162.37	1.0015	125.26	1.1295	.78338	14.946	.06311	128.7
Check ?	Chk Pass	Chk Pass	Chk Pass	Chk Pass	Chk Pass	Chk Pass	Chk Pass	Chk Pass
High Limit								
Low Limit								

Elem	Co2286	Cr2677	Cu3273	Fe2599	K_7664	Li6707	Mg2790	Mn2576
IS Ref	(In2306)	(Y_3600)	(Y_3600)	(Y_3710)	(Y_3710)	(Y_3710)	(Y_3710)	(Y_3600)
Units	ppb	ppb	ppb	ppb	ppb	ppb	ppb	ppb
Avg	.11961	1.6578	7.5061	650.02	30929.	.83748	1124.7	32.531
Stddev	.06645	.1038	.1428	7.95	135.	.70104	2.0	.046
%RSD	55.554	6.2600	1.9022	1.2234	.43505	83.708	.18030	.14253
Check ?	Chk Pass	Chk Pass	Chk Pass	Chk Pass	Chk Pass	Chk Pass	Chk Pass	Chk Pass
High Limit								
Low Limit								

Elem	Mo2020	Na5895	Ni2316	Pb2203	Sb2175	Se1960	Sn1899	Ti3372
IS Ref	(Y_2243)	(Y_3710)	(In2306)	(Y_2243)	(Y_2243)	(Y_2243)	(In2306)	(Y_3600)
Units	ppb	ppb	ppb	ppb	ppb	ppb	ppb	ppb
Avg	-.31175	23903.	2.8356	1.4408	1.578	1.6668	-.32610	6.0500
Stddev	.14951	30.	.3044	1.0067	1.883	.7248	.25764	.0841
%RSD	47.957	.12550	10.735	69.866	119.3	43.489	79.008	1.3896
Check ?	Chk Pass	Chk Pass	Chk Pass	Chk Pass	Chk Pass	Chk Pass	Chk Pass	Chk Pass
High Limit								
Low Limit								

PDF created with pdfFactory Pro trial version www.pdffactory.com

Sample Name: 240-67484-g-1-a Acquired: 7/26/2016 18:20:54 Type: Unk
Method: ICP I9 Method 200.7-6010(v136) Mode: CONC Corr. Factor: 1.000000
User: analyst Custom ID1: Custom ID2: Custom ID3:
Comment:

Elem	Tl1908	V_2908	Zn2062	Si2516	Sr3464
IS Ref	(In2306)	(Y_3710)	(In2306)	(Y_3710)	(Y_3710)
Units	ppb	ppb	ppb	ppb	ppb
Avg	.64324	-2.1680	11.970	3462.2	161.87
Stddev	.72917	2.4154	.174	16.5	3.33
%RSD	113.36	111.41	1.4506	.47667	2.0560
Check ?	Chk Pass	Chk Pass	Chk Pass	Chk Pass	Chk Pass
High Limit					
Low Limit					

Int. Std.	In2306	Y_2243	Y_3600	Y_3710
Units	Cts/S	Cts/S	Cts/S	Cts/S
Avg	5920.9	4545.2	66035.	7419.1
Stddev	12.3	8.6	39.	27.4
%RSD	.20846	.19005	.05847	.36928
Check ?	Chk Pass	Chk Pass	Chk Pass	Chk Pass
Value	101.85%	103.65%	105.63%	103.56%
Range				

PDF created with pdfFactory Pro trial version www.pdffactory.com

Sample Name: 240-67497-g-1-a Acquired: 7/26/2016 18:25:00 Type: Unk
Method: ICP I9 Method 200.7-6010(v136) Mode: CONC Corr. Factor: 1.000000
User: analyst Custom ID1: Custom ID2: Custom ID3:
Comment:

Elem	Ag3280	Al3082	As1890	B_1826	Ba4554	Be3130	Ca3179
IS Ref	(Y_3600)	(Y_3710)	(Y_2243)	(Y_2243)	(Y_3710)	(Y_3710)	(Y_3710)
Units	ppb	ppb	ppb	ppb	ppb	ppb	ppb
Avg	-.16779	-.58133	1.6921	165.43	60.400	-.25693	101030.
Stddev	.13423	18.517	.5285	1.37	.103	.10726	464.
%RSD	79.996	3185.2	31.234	.82899	.17045	41.746	.45906
Check ?	Chk Pass	Chk Pass	Chk Pass	Chk Pass	Chk Pass	Chk Pass	Chk Pass
High Limit							
Low Limit							

Elem	Cd2288	Co2286	Cr2677	Cu3273	Fe2599	K_7664	Li6707
IS Ref	(Y_2243)	(In2306)	(Y_3600)	(Y_3600)	(Y_3710)	(Y_3710)	(Y_3710)
Units	ppb	ppb	ppb	ppb	ppb	ppb	ppb
Avg	.2175	-.17133	.96207	5.5612	57.128	6029.7	1.3883
Stddev	.0870	.08754	.05999	.7346	.329	4.3	.3502
%RSD	40.01	51.094	6.2358	13.209	.57673	.07050	25.228
Check ?	Chk Pass	Chk Pass	Chk Pass	Chk Pass	Chk Pass	Chk Pass	Chk Pass
High Limit							
Low Limit							

Elem	Mg2790	Mn2576	Mo2020	Na5895	Ni2316	Pb2203	Sb2175
IS Ref	(Y_3710)	(Y_3600)	(Y_2243)	(Y_3710)	(In2306)	(Y_2243)	(Y_2243)
Units	ppb	ppb	ppb	ppb	ppb	ppb	ppb
Avg	27313.	31.742	-1.6463	103850.	3.0769	2.5662	.6272
Stddev	99.	.104	.2123	260.	.1742	1.5751	1.045
%RSD	.36343	.32642	12.898	.25020	5.6606	61.377	166.6
Check ?	Chk Pass	Chk Pass	Chk Pass	Chk Pass	Chk Pass	Chk Pass	Chk Pass
High Limit							
Low Limit							

PDF created with pdfFactory Pro trial version www.pdffactory.com

Sample Name: 240-67497-g-1-a Acquired: 7/26/2016 18:25:00 Type: Unk
Method: ICP I9 Method 200.7-6010(v136) Mode: CONC Corr. Factor: 1.000000
User: analyst Custom ID1: Custom ID2: Custom ID3:
Comment:

Elem	Se1960	Sn1899	Ti3372	Tl1908	V_2908	Zn2062	Si2516
IS Ref	(Y_2243)	(In2306)	(Y_3600)	(In2306)	(Y_3710)	(In2306)	(Y_3710)
Units	ppb	ppb	ppb	ppb	ppb	ppb	ppb
Avg	4.0225	-.96706	-.68208	1.2672	-3.3630	10.389	4894.8
Stddev	1.5686	.34764	.22077	1.3375	2.6665	.164	30.1
%RSD	38.995	35.948	32.367	105.55	79.290	1.5772	.61447
Check ?	Chk Pass	Chk Pass	Chk Pass	Chk Pass	Chk Pass	Chk Pass	Chk Pass
High Limit							
Low Limit							

Elem	Sr3464
IS Ref	(Y_3710)
Units	ppb
Avg	181.80
Stddev	1.52
%RSD	.83786
Check ?	Chk Pass
High Limit	
Low Limit	

Int. Std.	In2306	Y_2243	Y_3600	Y_3710
Units	Cts/S	Cts/S	Cts/S	Cts/S
Avg	5513.1	4368.5	63190.	7265.1
Stddev	4.4	3.2	61.	15.8
%RSD	.08022	.07371	.09726	.21754
Check ?	Chk Pass	Chk Pass	Chk Pass	Chk Pass
Value	94.839%	99.622%	101.08%	101.41%
Range				

PDF created with pdfFactory Pro trial version www.pdffactory.com

Sample Name: 240-67513-j-1-a Acquired: 7/26/2016 18:29:06 Type: Unk
Method: ICP I9 Method 200.7-6010(v136) Mode: CONC Corr. Factor: 1.000000
User: analyst Custom ID1: Custom ID2: Custom ID3:
Comment:

Elem	Ag3280	Al3082	As1890	B_1826	Ba4554	Be3130	Ca3179
IS Ref	(Y_3600)	(Y_3710)	(Y_2243)	(Y_2243)	(Y_3710)	(Y_3710)	(Y_3710)
Units	ppb	ppb	ppb	ppb	ppb	ppb	ppb
Avg	-.35824	-2.0462	5.8690	119.31	195.06	-.19754	111420.
Stddev	.11952	17.276	1.1278	1.33	.35	.03851	411.
%RSD	33.362	844.28	19.216	1.1131	.18072	19.496	.36841
Check ?	Chk Pass	Chk Pass	Chk Pass	Chk Pass	Chk Pass	Chk Pass	Chk Pass
High Limit							
Low Limit							

Elem	Cd2288	Co2286	Cr2677	Cu3273	Fe2599	K_7664	Li6707
IS Ref	(Y_2243)	(In2306)	(Y_3600)	(Y_3600)	(Y_3710)	(Y_3710)	(Y_3710)
Units	ppb	ppb	ppb	ppb	ppb	ppb	ppb
Avg	.1144	.01618	.68320	1.7645	496.35	18662.	47.018
Stddev	.0088	.08527	.16612	1.1191	4.51	60.	.788
%RSD	7.673	526.99	24.316	63.422	.90917	.31974	1.6762
Check ?	Chk Pass	Chk Pass	Chk Pass	Chk Pass	Chk Pass	Chk Pass	Chk Pass
High Limit							
Low Limit							

Elem	Mg2790	Mn2576	Mo2020	Na5895	Ni2316	Pb2203	Sb2175
IS Ref	(Y_3710)	(Y_3600)	(Y_2243)	(Y_3710)	(In2306)	(Y_2243)	(Y_2243)
Units	ppb	ppb	ppb	ppb	ppb	ppb	ppb
Avg	57272.	24.145	3.8734	83461.	3.4481	.38849	-1.147
Stddev	251.	.017	.1321	262.	.6797	1.0989	1.448
%RSD	.43795	.06928	3.4112	.31400	19.712	282.88	126.2
Check ?	Chk Pass	Chk Pass	Chk Pass	Chk Pass	Chk Pass	Chk Pass	Chk Pass
High Limit							
Low Limit							

PDF created with pdfFactory Pro trial version www.pdffactory.com

Sample Name: 240-67513-j-1-a Acquired: 7/26/2016 18:29:06 Type: Unk
Method: ICP I9 Method 200.7-6010(v136) Mode: CONC Corr. Factor: 1.000000
User: analyst Custom ID1: Custom ID2: Custom ID3:
Comment:

Elem	Se1960	Sn1899	Ti3372	Tl1908	V_2908	Zn2062	Si2516
IS Ref	(Y_2243)	(In2306)	(Y_3600)	(In2306)	(Y_3710)	(In2306)	(Y_3710)
Units	ppb	ppb	ppb	ppb	ppb	ppb	ppb
Avg	.37049	-.64811	-.86337	1.4313	-3.0881	-.39900	9758.3
Stddev	1.5840	.35608	.29020	.8923	.7106	.03025	19.4
%RSD	427.54	54.942	33.612	62.345	23.010	7.5816	.19852
Check ?	Chk Pass	Chk Pass	Chk Pass	Chk Pass	Chk Pass	Chk Pass	Chk Pass
High Limit							
Low Limit							

Elem	Sr3464
IS Ref	(Y_3710)
Units	ppb
Avg	753.84
Stddev	3.49
%RSD	.46309
Check ?	Chk Pass
High Limit	
Low Limit	

Int. Std.	In2306	Y_2243	Y_3600	Y_3710
Units	Cts/S	Cts/S	Cts/S	Cts/S
Avg	5444.7	4351.7	63025.	7310.1
Stddev	6.6	3.5	86.	36.1
%RSD	.12045	.08119	.13707	.49368
Check ?	Chk Pass	Chk Pass	Chk Pass	Chk Pass
Value	93.662%	99.238%	100.81%	102.04%
Range				

PDF created with pdfFactory Pro trial version www.pdffactory.com

Sample Name: 240-67513-j-2-a Acquired: 7/26/2016 18:33:11 Type: Unk
Method: ICP I9 Method 200.7-6010(v136) Mode: CONC Corr. Factor: 1.000000
User: analyst Custom ID1: Custom ID2: Custom ID3:
Comment:

Elem	Ag3280	Al3082	As1890	B_1826	Ba4554	Be3130	Ca3179
IS Ref	(Y_3600)	(Y_3710)	(Y_2243)	(Y_2243)	(Y_3710)	(Y_3710)	(Y_3710)
Units	ppb	ppb	ppb	ppb	ppb	ppb	ppb
Avg	-.07585	20.883	1.4554	109.76	91.068	-.16232	104900.
Stddev	.78481	7.599	.0682	1.00	.146	.08349	552.
%RSD	1034.7	36.392	4.6825	.91139	.16007	51.436	.52603
Check ?	Chk Pass	Chk Pass	Chk Pass	Chk Pass	Chk Pass	Chk Pass	Chk Pass
High Limit							
Low Limit							

Elem	Cd2288	Co2286	Cr2677	Cu3273	Fe2599	K_7664	Li6707
IS Ref	(Y_2243)	(In2306)	(Y_3600)	(Y_3600)	(Y_3710)	(Y_3710)	(Y_3710)
Units	ppb	ppb	ppb	ppb	ppb	ppb	ppb
Avg	.1052	.16384	.69962	1.6042	81.179	11030.	42.973
Stddev	.1319	.07959	.30132	.3637	.529	93.	.666
%RSD	125.4	48.574	43.069	22.673	.65194	.84648	1.5496
Check ?	Chk Pass	Chk Pass	Chk Pass	Chk Pass	Chk Pass	Chk Pass	Chk Pass
High Limit							
Low Limit							

Elem	Mg2790	Mn2576	Mo2020	Na5895	Ni2316	Pb2203	Sb2175
IS Ref	(Y_3710)	(Y_3600)	(Y_2243)	(Y_3710)	(In2306)	(Y_2243)	(Y_2243)
Units	ppb	ppb	ppb	ppb	ppb	ppb	ppb
Avg	50460.	21.151	-2.3744	26166.	4.5077	.95796	-.6373
Stddev	83.	.015	.3404	87.	.1426	1.6686	1.102
%RSD	.16504	.06901	14.335	.33170	3.1641	174.18	172.9
Check ?	Chk Pass	Chk Pass	Chk Pass	Chk Pass	Chk Pass	Chk Pass	Chk Pass
High Limit							
Low Limit							

PDF created with pdfFactory Pro trial version www.pdffactory.com

Sample Name: 240-67513-j-2-a Acquired: 7/26/2016 18:33:11 Type: Unk
Method: ICP I9 Method 200.7-6010(v136) Mode: CONC Corr. Factor: 1.000000
User: analyst Custom ID1: Custom ID2: Custom ID3:
Comment:

Elem	Se1960	Sn1899	Ti3372	Tl1908	V_2908	Zn2062	Si2516
IS Ref	(Y_2243)	(In2306)	(Y_3600)	(In2306)	(Y_3710)	(In2306)	(Y_3710)
Units	ppb	ppb	ppb	ppb	ppb	ppb	ppb
Avg	-.03624	-.28077	-.42672	.88719	.01401	6.4695	6823.2
Stddev	1.4978	.14397	.16058	.70940	1.6842	.1637	26.6
%RSD	4132.6	51.276	37.631	79.961	12021.	2.5297	.38947
Check ?	Chk Pass	Chk Pass	Chk Pass	Chk Pass	Chk Pass	Chk Pass	Chk Pass
High Limit							
Low Limit							

Elem	Sr3464
IS Ref	(Y_3710)
Units	ppb
Avg	271.90
Stddev	.97
%RSD	.35810
Check ?	Chk Pass
High Limit	
Low Limit	

Int. Std.	In2306	Y_2243	Y_3600	Y_3710
Units	Cts/S	Cts/S	Cts/S	Cts/S
Avg	5557.8	4390.7	63757.	7323.1
Stddev	2.8	3.6	157.	15.3
%RSD	.05080	.08162	.24606	.20927
Check ?	Chk Pass	Chk Pass	Chk Pass	Chk Pass
Value	95.608%	100.13%	101.98%	102.22%
Range				

PDF created with pdfFactory Pro trial version www.pdffactory.com

Sample Name: 240-67180-a-3-e Acquired: 7/26/2016 18:37:17 Type: Unk
Method: ICP I9 Method 200.7-6010(v136) Mode: CONC Corr. Factor: 1.000000
User: analyst Custom ID1: Custom ID2: Custom ID3:
Comment:

Elem	Ag3280	Al3082	As1890	B_1826	Ba4554	Be3130	Ca3179	Cd2288
IS Ref	(Y_3600)	(Y_3710)	(Y_2243)	(Y_2243)	(Y_3710)	(Y_3710)	(Y_3710)	(Y_2243)
Units	ppb	ppb	ppb	ppb	ppb	ppb	ppb	ppb
Avg	.37566	32.482	.19104	23.360	1.5241	-.15313	642.47	.0430
Stddev	.17181	14.292	.59640	.301	.0795	.04252	.91	.0614
%RSD	45.737	44.000	312.19	1.2886	5.2195	27.767	.14095	142.8
Check ?	Chk Pass	Chk Pass	Chk Pass	Chk Pass	Chk Pass	Chk Pass	Chk Pass	Chk Pass
High Limit								
Low Limit								

Elem	Co2286	Cr2677	Cu3273	Fe2599	K_7664	Li6707	Mg2790	Mn2576
IS Ref	(In2306)	(Y_3600)	(Y_3600)	(Y_3710)	(Y_3710)	(Y_3710)	(Y_3710)	(Y_3600)
Units	ppb	ppb	ppb	ppb	ppb	ppb	ppb	ppb
Avg	6.3455	.92709	4.6901	54.332	111.94	-3.0738	66.090	.75016
Stddev	.2671	.09626	.6234	1.651	9.88	1.0097	14.768	.03810
%RSD	4.2091	10.383	13.292	3.0394	8.8231	32.850	22.345	5.0792
Check ?	Chk Pass	Chk Pass	Chk Pass	Chk Pass	Chk Pass	Chk Pass	Chk Pass	Chk Pass
High Limit								
Low Limit								

Elem	Mo2020	Na5895	Ni2316	Pb2203	Sb2175	Se1960	Sn1899	Ti3372
IS Ref	(Y_2243)	(Y_3710)	(In2306)	(Y_2243)	(Y_2243)	(Y_2243)	(In2306)	(Y_3600)
Units	ppb	ppb	ppb	ppb	ppb	ppb	ppb	ppb
Avg	-2.7641	3995.1	1.5094	.07136	-.4620	-.08060	25.487	11.745
Stddev	.1649	11.1	.2687	1.1396	1.025	1.9086	.844	.220
%RSD	5.9648	.27778	17.804	1596.9	221.9	2368.1	3.3108	1.8747
Check ?	Chk Pass	Chk Pass	Chk Pass	Chk Pass	Chk Pass	Chk Pass	Chk Pass	Chk Pass
High Limit								
Low Limit								

PDF created with pdfFactory Pro trial version www.pdffactory.com

Sample Name: 240-67180-a-3-e Acquired: 7/26/2016 18:37:17 Type: Unk
Method: ICP I9 Method 200.7-6010(v136) Mode: CONC Corr. Factor: 1.000000
User: analyst Custom ID1: Custom ID2: Custom ID3:
Comment:

Elem	Tl1908	V_2908	Zn2062	Si2516	Sr3464
IS Ref	(In2306)	(Y_3710)	(In2306)	(Y_3710)	(Y_3710)
Units	ppb	ppb	ppb	ppb	ppb
Avg	-.84989	1.8409	10.242	199.60	.03402
Stddev	.62145	1.3445	.245	9.19	1.4428
%RSD	73.122	73.034	2.3882	4.6046	4241.2
Check ?	Chk Pass	Chk Pass	Chk Pass	Chk Pass	Chk Pass
High Limit					
Low Limit					

Int. Std.	In2306	Y_2243	Y_3600	Y_3710
Units	Cts/S	Cts/S	Cts/S	Cts/S
Avg	6086.0	4552.3	67183.	7352.5
Stddev	11.5	6.6	26.	10.3
%RSD	.18915	.14596	.03846	.13959
Check ?	Chk Pass	Chk Pass	Chk Pass	Chk Pass
Value	104.70%	103.81%	107.46%	102.63%
Range				

PDF created with pdfFactory Pro trial version www.pdffactory.com

Sample Name: 240-67435-j-2-a@5 Acquired: 7/26/2016 18:41:25 Type: Unk
Method: ICP I9 Method 200.7-6010(v136) Mode: CONC Corr. Factor: 1.000000
User: analyst Custom ID1: Custom ID2: Custom ID3:
Comment:

Elem	Ag3280	Al3082	As1890	B_1826	Ba4554	Be3130	Ca3179
IS Ref	(Y_3600)	(Y_3710)	(Y_2243)	(Y_2243)	(Y_3710)	(Y_3710)	(Y_3710)
Units	ppb	ppb	ppb	ppb	ppb	ppb	ppb
Avg	-.21796	2.1809	.47973	1.8000	50.591	-.23172	61225.
Stddev	.14977	15.985	2.0798	.1419	.252	.10323	232.
%RSD	68.715	732.92	433.53	7.8824	.49716	44.551	.37874
Check ?	Chk Pass	Chk Pass	Chk Pass	Chk Pass	Chk Pass	Chk Pass	Chk Pass
High Limit							
Low Limit							

Elem	Cd2288	Co2286	Cr2677	Cu3273	Fe2599	K_7664	Li6707
IS Ref	(Y_2243)	(In2306)	(Y_3600)	(Y_3600)	(Y_3710)	(Y_3710)	(Y_3710)
Units	ppb	ppb	ppb	ppb	ppb	ppb	ppb
Avg	.0458	.17996	.53692	1.7133	535.71	1071.5	4.9876
Stddev	.1183	.11095	.13135	.4514	2.37	21.8	.8049
%RSD	258.2	61.657	24.465	26.349	.44154	2.0391	16.137
Check ?	Chk Pass	Chk Pass	Chk Pass	Chk Pass	Chk Pass	Chk Pass	Chk Pass
High Limit							
Low Limit							

Elem	Mg2790	Mn2576	Mo2020	Na5895	Ni2316	Pb2203	Sb2175
IS Ref	(Y_3710)	(Y_3600)	(Y_2243)	(Y_3710)	(In2306)	(Y_2243)	(Y_2243)
Units	ppb	ppb	ppb	ppb	ppb	ppb	ppb
Avg	30174.	39.216	-2.9743	274710.	2.0314	1.2746	-.1955
Stddev	178.	.191	.0504	1450.	.3238	1.0834	1.911
%RSD	.59128	.48761	1.6946	.52790	15.942	85.001	977.6
Check ?	Chk Pass	Chk Pass	Chk Pass	Chk Pass	Chk Pass	Chk Pass	Chk Pass
High Limit							
Low Limit							

PDF created with pdfFactory Pro trial version www.pdffactory.com

Sample Name: 240-67435-j-2-a@5 Acquired: 7/26/2016 18:41:25 Type: Unk
Method: ICP I9 Method 200.7-6010(v136) Mode: CONC Corr. Factor: 1.000000
User: analyst Custom ID1: Custom ID2: Custom ID3:
Comment:

Elem	Se1960	Sn1899	Ti3372	Tl1908	V_2908	Zn2062	Si2516
IS Ref	(Y_2243)	(In2306)	(Y_3600)	(In2306)	(Y_3710)	(In2306)	(Y_3710)
Units	ppb	ppb	ppb	ppb	ppb	ppb	ppb
Avg	.78001	-.46214	-.95347	1.0127	.34301	2.9391	1010.3
Stddev	1.3551	.40495	.07704	.3022	2.3143	.0659	8.6
%RSD	173.73	87.625	8.0803	29.838	674.71	2.2412	.85182
Check ?	Chk Pass	Chk Pass	Chk Pass	Chk Pass	Chk Pass	Chk Pass	Chk Pass
High Limit							
Low Limit							

Elem	Sr3464
IS Ref	(Y_3710)
Units	ppb
Avg	154.43
Stddev	.84
%RSD	.54329
Check ?	Chk Pass
High Limit	
Low Limit	

Int. Std.	In2306	Y_2243	Y_3600	Y_3710
Units	Cts/S	Cts/S	Cts/S	Cts/S
Avg	5327.8	4310.9	61228.	7150.2
Stddev	12.3	8.3	248.	27.7
%RSD	.23162	.19188	.40566	.38735
Check ?	Chk Pass	Chk Pass	Chk Pass	Chk Pass
Value	91.651%	98.307%	97.936%	99.809%
Range				

PDF created with pdfFactory Pro trial version www.pdffactory.com

Sample Name: 240-67435-j-3-a@5 Acquired: 7/26/2016 18:45:40 Type: Unk
Method: ICP I9 Method 200.7-6010(v136) Mode: CONC Corr. Factor: 1.000000
User: analyst Custom ID1: Custom ID2: Custom ID3:
Comment:

Elem	Ag3280	Al3082	As1890	B_1826	Ba4554	Be3130	Ca3179
IS Ref	(Y_3600)	(Y_3710)	(Y_2243)	(Y_2243)	(Y_3710)	(Y_3710)	(Y_3710)
Units	ppb	ppb	ppb	ppb	ppb	ppb	ppb
Avg	-.05818	6.2502	.10694	22.919	17.622	-.17409	33669.
Stddev	.41710	31.705	1.2198	.418	.031	.08487	69.
%RSD	716.87	507.27	1140.6	1.8226	.17866	48.747	.20479
Check ?	Chk Pass	Chk Pass	Chk Pass	Chk Pass	Chk Pass	Chk Pass	Chk Pass
High Limit							
Low Limit							

Elem	Cd2288	Co2286	Cr2677	Cu3273	Fe2599	K_7664	Li6707
IS Ref	(Y_2243)	(In2306)	(Y_3600)	(Y_3600)	(Y_3710)	(Y_3710)	(Y_3710)
Units	ppb	ppb	ppb	ppb	ppb	ppb	ppb
Avg	.0896	-.14508	.37737	2.0806	419.78	869.39	1.0844
Stddev	.1398	.11586	.26485	.1735	.65	20.91	.9689
%RSD	156.0	79.862	70.181	8.3374	.15434	2.4057	89.346
Check ?	Chk Pass	Chk Pass	Chk Pass	Chk Pass	Chk Pass	Chk Pass	Chk Pass
High Limit							
Low Limit							

Elem	Mg2790	Mn2576	Mo2020	Na5895	Ni2316	Pb2203	Sb2175
IS Ref	(Y_3710)	(Y_3600)	(Y_2243)	(Y_3710)	(In2306)	(Y_2243)	(Y_2243)
Units	ppb	ppb	ppb	ppb	ppb	ppb	ppb
Avg	14256.	12.817	-2.8234	129640.	1.1591	.93902	.2076
Stddev	51.	.065	.3246	152.	.4683	.87938	.4115
%RSD	.35704	.50995	11.498	.11757	40.399	93.648	198.2
Check ?	Chk Pass	Chk Pass	Chk Pass	Chk Pass	Chk Pass	Chk Pass	Chk Pass
High Limit							
Low Limit							

PDF created with pdfFactory Pro trial version www.pdffactory.com

Sample Name: 240-67435-j-3-a@5 Acquired: 7/26/2016 18:45:40 Type: Unk
Method: ICP I9 Method 200.7-6010(v136) Mode: CONC Corr. Factor: 1.000000
User: analyst Custom ID1: Custom ID2: Custom ID3:
Comment:

Elem	Se1960	Sn1899	Ti3372	Tl1908	V_2908	Zn2062	Si2516
IS Ref	(Y_2243)	(In2306)	(Y_3600)	(In2306)	(Y_3710)	(In2306)	(Y_3710)
Units	ppb	ppb	ppb	ppb	ppb	ppb	ppb
Avg	-.44996	-.50371	-.76751	.81954	.63749	-.77952	792.32
Stddev	.41720	.69855	.06742	1.1098	2.5664	.06374	6.26
%RSD	92.719	138.68	8.7848	135.41	402.58	8.1772	.78967
Check ?	Chk Pass	Chk Pass	Chk Pass	Chk Pass	Chk Pass	Chk Pass	Chk Pass
High Limit							
Low Limit							

Elem	Sr3464
IS Ref	(Y_3710)
Units	ppb
Avg	73.451
Stddev	1.138
%RSD	1.5489
Check ?	Chk Pass
High Limit	
Low Limit	

Int. Std.	In2306	Y_2243	Y_3600	Y_3710
Units	Cts/S	Cts/S	Cts/S	Cts/S
Avg	5598.4	4407.4	63396.	7219.5
Stddev	7.8	6.9	147.	22.5
%RSD	.13863	.15546	.23210	.31150
Check ?	Chk Pass	Chk Pass	Chk Pass	Chk Pass
Value	96.307%	100.51%	101.40%	100.78%
Range				

PDF created with pdfFactory Pro trial version www.pdffactory.com

Sample Name: 240-67388-a-4-a Acquired: 7/26/2016 18:49:46 Type: Unk
Method: ICP I9 Method 200.7-6010(v136) Mode: CONC Corr. Factor: 1.000000
User: analyst Custom ID1: Custom ID2: Custom ID3:
Comment:

Elem	Ag3280	Al3082	As1890	B_1826	Ba4554	Be3130	Ca3179
IS Ref	(Y_3600)	(Y_3710)	(Y_2243)	(Y_2243)	(Y_3710)	(Y_3710)	(Y_3710)
Units	ppb	ppb	ppb	ppb	ppb	ppb	ppb
Avg	-.16366	72.711	33.479	F 25296.	15.211	-.19811	22195.
Stddev	.19254	5.714	.504	399.	.063	.08724	71.
%RSD	117.65	7.8582	1.5066	1.5762	.41295	44.037	.31861
Check ?	Chk Pass	Chk Pass	Chk Pass	Chk Fail	Chk Pass	Chk Pass	Chk Pass
High Limit				20000.			
Low Limit				-500000.			

Elem	Cd2288	Co2286	Cr2677	Cu3273	Fe2599	K_7664	Li6707
IS Ref	(Y_2243)	(In2306)	(Y_3600)	(Y_3600)	(Y_3710)	(Y_3710)	(Y_3710)
Units	ppb	ppb	ppb	ppb	ppb	ppb	ppb
Avg	-.1647	1.7540	3.5616	1.3923	275.08	1754.1	.50047
Stddev	.1097	.1115	.2872	.3587	1.22	10.2	.59329
%RSD	66.59	6.3571	8.0633	25.762	.44422	.58308	118.55
Check ?	Chk Pass	Chk Pass	Chk Pass	Chk Pass	Chk Pass	Chk Pass	Chk Pass
High Limit							
Low Limit							

Elem	Mg2790	Mn2576	Mo2020	Na5895	Ni2316	Pb2203	Sb2175
IS Ref	(Y_3710)	(Y_3600)	(Y_2243)	(Y_3710)	(In2306)	(Y_2243)	(Y_2243)
Units	ppb	ppb	ppb	ppb	ppb	ppb	ppb
Avg	11233.	189.19	1.3620	370490.	2.4462	.29417	.4071
Stddev	10.	.20	.2603	2058.	.6422	1.2313	1.841
%RSD	.09021	.10348	19.114	.55542	26.253	418.58	452.1
Check ?	Chk Pass	Chk Pass	Chk Pass	Chk Pass	Chk Pass	Chk Pass	Chk Pass
High Limit							
Low Limit							

PDF created with pdfFactory Pro trial version www.pdffactory.com

Sample Name: 240-67388-a-4-a Acquired: 7/26/2016 18:49:46 Type: Unk
Method: ICP I9 Method 200.7-6010(v136) Mode: CONC Corr. Factor: 1.000000
User: analyst Custom ID1: Custom ID2: Custom ID3:
Comment:

Elem	Se1960	Sn1899	Ti3372	Tl1908	V_2908	Zn2062	Si2516
IS Ref	(Y_2243)	(In2306)	(Y_3600)	(In2306)	(Y_3710)	(In2306)	(Y_3710)
Units	ppb	ppb	ppb	ppb	ppb	ppb	ppb
Avg	2.1880	-.63629	6.0540	1.4011	13.912	.94480	13126.
Stddev	1.1422	.76942	.2252	.7825	2.960	.10569	23.
%RSD	52.206	120.92	3.7195	55.853	21.280	11.186	.17669
Check ?	Chk Pass	Chk Pass	Chk Pass	Chk Pass	Chk Pass	Chk Pass	Chk Pass
High Limit							
Low Limit							

Elem	Sr3464
IS Ref	(Y_3710)
Units	ppb
Avg	43.104
Stddev	1.604
%RSD	3.7218
Check ?	Chk Pass
High Limit	
Low Limit	

Int. Std.	In2306	Y_2243	Y_3600	Y_3710
Units	Cts/S	Cts/S	Cts/S	Cts/S
Avg	5315.2	4348.8	61689.	7307.3
Stddev	5.5	4.1	21.	16.0
%RSD	.10335	.09461	.03387	.21839
Check ?	Chk Pass	Chk Pass	Chk Pass	Chk Pass
Value	91.434%	99.172%	98.674%	102.00%
Range				

PDF created with pdfFactory Pro trial version www.pdffactory.com

Sample Name: mb 240-239650/1-a Acquired: 7/26/2016 18:53:58 Type: Unk
Method: ICP I9 Method 200.7-6010(v136) Mode: CONC Corr. Factor: 1.000000
User: analyst Custom ID1: Custom ID2: Custom ID3:
Comment:

Elem	Ag3280	Al3082	As1890	B_1826	Ba4554	Be3130	Ca3179	Cd2288
IS Ref	(Y_3600)	(Y_3710)	(Y_2243)	(Y_2243)	(Y_3710)	(Y_3710)	(Y_3710)	(Y_2243)
Units	ppb	ppb	ppb	ppb	ppb	ppb	ppb	ppb
Avg	-.30904	23.990	-1.0314	17.204	1.2616	-.10359	368.37	-.0334
Stddev	.44315	6.674	1.5439	2.720	.0627	.02515	3.50	.1121
%RSD	143.39	27.819	149.68	15.811	4.9680	24.279	.94941	335.5
Check ?	Chk Pass	Chk Pass	Chk Pass	Chk Pass	Chk Pass	Chk Pass	Chk Pass	Chk Pass
High Limit								
Low Limit								

Elem	Co2286	Cr2677	Cu3273	Fe2599	K_7664	Li6707	Mg2790	Mn2576
IS Ref	(In2306)	(Y_3600)	(Y_3600)	(Y_3710)	(Y_3710)	(Y_3710)	(Y_3710)	(Y_3600)
Units	ppb	ppb	ppb	ppb	ppb	ppb	ppb	ppb
Avg	-.21802	.13045	4.7899	13.796	51.125	-3.8681	110.51	.27900
Stddev	.13456	.21518	.8709	1.551	3.484	.3819	13.86	.02884
%RSD	61.722	164.95	18.182	11.244	6.8149	9.8723	12.546	10.337
Check ?	Chk Pass	Chk Pass	Chk Pass	Chk Pass	Chk Pass	Chk Pass	Chk Pass	Chk Pass
High Limit								
Low Limit								

Elem	Mo2020	Na5895	Ni2316	Pb2203	Sb2175	Se1960	Sn1899	Ti3372
IS Ref	(Y_2243)	(Y_3710)	(In2306)	(Y_2243)	(Y_2243)	(Y_2243)	(In2306)	(Y_3600)
Units	ppb	ppb	ppb	ppb	ppb	ppb	ppb	ppb
Avg	-3.2348	334.06	.04529	-.12483	.0577	1.5850	-.49739	-.98920
Stddev	.3099	15.29	.10921	1.0011	1.040	.4443	.25796	.21473
%RSD	9.5795	4.5755	241.13	801.94	1804.	28.028	51.863	21.708
Check ?	Chk Pass	Chk Pass	Chk Pass	Chk Pass	Chk Pass	Chk Pass	Chk Pass	Chk Pass
High Limit								
Low Limit								

PDF created with pdfFactory Pro trial version www.pdffactory.com

Sample Name: mb 240-239650/1-a Acquired: 7/26/2016 18:53:58 Type: Unk
Method: ICP I9 Method 200.7-6010(v136) Mode: CONC Corr. Factor: 1.000000
User: analyst Custom ID1: Custom ID2: Custom ID3:
Comment:

Elem	Tl1908	V_2908	Zn2062	Si2516	Sr3464
IS Ref	(In2306)	(Y_3710)	(In2306)	(Y_3710)	(Y_3710)
Units	ppb	ppb	ppb	ppb	ppb
Avg	-.41145	-1.5417	3.6850	133.65	2.3980
Stddev	.31044	1.5029	.1254	5.68	3.5456
%RSD	75.449	97.478	3.4029	4.2529	147.86
Check ?	Chk Pass	Chk Pass	Chk Pass	Chk Pass	Chk Pass
High Limit					
Low Limit					

Int. Std.	In2306	Y_2243	Y_3600	Y_3710
Units	Cts/S	Cts/S	Cts/S	Cts/S
Avg	6196.5	4631.6	67989.	7449.3
Stddev	14.2	4.9	38.	25.9
%RSD	.22837	.10478	.05547	.34703
Check ?	Chk Pass	Chk Pass	Chk Pass	Chk Pass
Value	106.60%	105.62%	108.75%	103.98%
Range				

PDF created with pdfFactory Pro trial version www.pdffactory.com

Sample Name: CCV-2609127 Acquired: 7/26/2016 18:58:07 Type: QC
Method: ICP I9 Method 200.7-6010(v136) Mode: CONC Corr. Factor: 1.000000
User: analyst Custom ID1: Custom ID2: Custom ID3:
Comment:

Elem	Ag3280	Al3082	As1890	B_1826	Ba4554	Be3130	Ca3179
IS Ref	(Y_3600)	(Y_3710)	(Y_2243)	(Y_2243)	(Y_3710)	(Y_3710)	(Y_3710)
Units	ppb	ppb	ppb	ppb	ppb	ppb	ppb
Avg	1041.4	23561.	489.02	5277.4	2006.9	2110.8	52127.
Stddev	1.4	32.	1.79	22.4	1.8	1.7	43.
%RSD	.13739	.13567	.36621	.42530	.09081	.07885	.08224
Check ?	Chk Pass	Chk Pass	Chk Pass	Chk Pass	Chk Pass	Chk Pass	Chk Pass
Value							
Range							

Elem	Cd2288	Co2286	Cr2677	Cu3273	Fe2599	K_7664	Li6707
IS Ref	(Y_2243)	(In2306)	(Y_3600)	(Y_3600)	(Y_3710)	(Y_3710)	(Y_3710)
Units	ppb	ppb	ppb	ppb	ppb	ppb	ppb
Avg	512.1	1938.4	1856.9	1988.8	23384.	50746.	4858.5
Stddev	3.3	12.8	5.0	2.2	12.	31.	4.7
%RSD	.6437	.66147	.26904	.11238	.05211	.06127	.09615
Check ?	Chk Pass	Chk Pass	Chk Pass	Chk Pass	Chk Pass	Chk Pass	Chk Pass
Value							
Range							

Elem	Mg2790	Mn2576	Mo2020	Na5895	Ni2316	Pb2203	Sb2175
IS Ref	(Y_3710)	(Y_3600)	(Y_2243)	(Y_3710)	(In2306)	(Y_2243)	(Y_2243)
Units	ppb	ppb	ppb	ppb	ppb	ppb	ppb
Avg	47081.	F 1768.1	1907.4	52449.	1974.6	464.59	517.2
Stddev	29.	4.5	15.9	67.	13.6	5.28	2.8
%RSD	.06161	.25446	.83140	.12771	.68655	1.1359	.5394
Check ?	Chk Pass	Chk Fail	Chk Pass	Chk Pass	Chk Pass	Chk Pass	Chk Pass
Value		2000.0					
Range		-10.500%					

PDF created with pdfFactory Pro trial version www.pdffactory.com

Sample Name: CCV-2609127 Acquired: 7/26/2016 18:58:07 Type: QC
Method: ICP I9 Method 200.7-6010(v136) Mode: CONC Corr. Factor: 1.000000
User: analyst Custom ID1: Custom ID2: Custom ID3:
Comment:

Elem	Se1960	Sn1899	Ti3372	Tl1908	V_2908	Zn2062	Si2516
IS Ref	(Y_2243)	(In2306)	(Y_3600)	(In2306)	(Y_3710)	(In2306)	(Y_3710)
Units	ppb	ppb	ppb	ppb	ppb	ppb	ppb
Avg	504.16	4988.7	4908.5	962.15	1955.3	1996.0	4803.2
Stddev	4.46	33.1	17.7	5.04	11.0	12.3	63.0
%RSD	.88562	.66400	.36098	.52352	.56090	.61557	1.3113
Check ?	Chk Pass	Chk Pass	Chk Pass	Chk Pass	Chk Pass	Chk Pass	Chk Pass
Value							
Range							

Elem	Sr3464
IS Ref	(Y_3710)
Units	ppb
Avg	5100.9
Stddev	12.3
%RSD	.24095
Check ?	Chk Pass
Value	
Range	

Int. Std.	In2306	Y_2243	Y_3600	Y_3710
Units	Cts/S	Cts/S	Cts/S	Cts/S
Avg	5411.0	4383.2	63022.	7149.9
Stddev	6.5	7.2	182.	22.5
%RSD	.12075	.16470	.28932	.31467

PDF created with pdfFactory Pro trial version www.pdffactory.com

Sample Name: CCB Acquired: 7/26/2016 19:01:57 Type: QC
Method: ICP I9 Method 200.7-6010(v136) Mode: CONC Corr. Factor: 1.000000
User: analyst Custom ID1: Custom ID2: Custom ID3:
Comment:

Elem	Ag3280	Al3082	As1890	B_1826	Ba4554	Be3130	Ca3179	Cd2288
IS Ref	(Y_3600)	(Y_3710)	(Y_2243)	(Y_2243)	(Y_3710)	(Y_3710)	(Y_3710)	(Y_2243)
Units	ppb	ppb	ppb	ppb	ppb	ppb	ppb	ppb
Avg	.10458	-.89571	.63502	5.8662	-.20271	-.01399	8.8109	.0896
Stddev	.13755	11.398	2.5392	1.0641	.10763	.07727	2.9625	.0895
%RSD	131.53	1272.6	399.87	18.140	53.094	552.20	33.623	99.88
Check ?	Chk Pass	Chk Pass	Chk Pass	Chk Pass	Chk Pass	Chk Pass	Chk Pass	Chk Pass
High Limit								
Low Limit								

Elem	Co2286	Cr2677	Cu3273	Fe2599	K_7664	Li6707	Mg2790	Mn2576
IS Ref	(In2306)	(Y_3600)	(Y_3600)	(Y_3710)	(Y_3710)	(Y_3710)	(Y_3710)	(Y_3600)
Units	ppb	ppb	ppb	ppb	ppb	ppb	ppb	ppb
Avg	-.21420	.39708	1.6343	2.7096	46.976	-2.2880	-6.8835	-.06013
Stddev	.18174	.12532	.4112	.7432	11.065	1.7469	15.712	.04956
%RSD	84.845	31.561	25.162	27.429	23.554	76.351	228.26	82.419
Check ?	Chk Pass	Chk Pass	Chk Pass	Chk Pass	Chk Pass	Chk Pass	Chk Pass	Chk Pass
High Limit								
Low Limit								

Elem	Mo2020	Na5895	Ni2316	Pb2203	Sb2175	Se1960	Sn1899	Ti3372
IS Ref	(Y_2243)	(Y_3710)	(In2306)	(Y_2243)	(Y_2243)	(Y_2243)	(In2306)	(Y_3600)
Units	ppb	ppb	ppb	ppb	ppb	ppb	ppb	ppb
Avg	.65625	126.69	.08006	1.1817	-.0771	.88570	.25049	.84736
Stddev	.19208	1.97	.10716	.4020	2.571	1.5317	.32128	.06604
%RSD	29.269	1.5577	133.85	34.019	3333.	172.94	128.26	7.7939
Check ?	Chk Pass	Chk Pass	Chk Pass	Chk Pass	Chk Pass	Chk Pass	Chk Pass	Chk Pass
High Limit								
Low Limit								

PDF created with pdfFactory Pro trial version www.pdffactory.com

Sample Name: CCB Acquired: 7/26/2016 19:01:57 Type: QC
Method: ICP I9 Method 200.7-6010(v136) Mode: CONC Corr. Factor: 1.000000
User: analyst Custom ID1: Custom ID2: Custom ID3:
Comment:

Elem	Tl1908	V_2908	Zn2062	Si2516	Sr3464
IS Ref	(In2306)	(Y_3710)	(In2306)	(Y_3710)	(Y_3710)
Units	ppb	ppb	ppb	ppb	ppb
Avg	-.30277	1.0428	.02139	11.972	1.1132
Stddev	.29185	2.1215	.14735	2.753	5.0180
%RSD	96.395	203.45	688.79	22.995	450.77
Check ?	Chk Pass	Chk Pass	Chk Pass	Chk Pass	Chk Pass
High Limit					
Low Limit					

Int. Std.	In2306	Y_2243	Y_3600	Y_3710
Units	Cts/S	Cts/S	Cts/S	Cts/S
Avg	6087.4	4560.4	66909.	7220.5
Stddev	5.3	7.7	111.	32.5
%RSD	.08657	.16962	.16567	.45059

PDF created with pdfFactory Pro trial version www.pdffactory.com

Sample Name: lcs 240-239650/2-a Acquired: 7/26/2016 19:06:08 Type: Unk
Method: ICP I9 Method 200.7-6010(v136) Mode: CONC Corr. Factor: 1.000000
User: analyst Custom ID1: Custom ID2: Custom ID3:
Comment:

Elem	Ag3280	Al3082	As1890	B_1826	Ba4554	Be3130	Ca3179	Cd2288
IS Ref	(Y_3600)	(Y_3710)	(Y_2243)	(Y_2243)	(Y_3710)	(Y_3710)	(Y_3710)	(Y_2243)
Units	ppb	ppb	ppb	ppb	ppb	ppb	ppb	ppb
Avg	53.308	1928.3	2067.2	1094.0	2006.4	54.118	51343.	49.68
Stddev	.384	19.1	7.5	2.2	4.1	.246	48.	.24
%RSD	.71976	.99122	.36468	.20435	.20351	.45459	.09421	.4766
Check ?	Chk Pass	Chk Pass	Chk Pass	Chk Pass	Chk Pass	Chk Pass	Chk Pass	Chk Pass
High Limit								
Low Limit								

Elem	Co2286	Cr2677	Cu3273	Fe2599	K_7664	Li6707	Mg2790	Mn2576
IS Ref	(In2306)	(Y_3600)	(Y_3600)	(Y_3710)	(Y_3710)	(Y_3710)	(Y_3710)	(Y_3600)
Units	ppb	ppb	ppb	ppb	ppb	ppb	ppb	ppb
Avg	482.51	188.92	258.41	955.75	50528.	970.22	47383.	451.88
Stddev	2.68	.33	.77	4.15	99.	3.14	143.	.84
%RSD	.55550	.17391	.29647	.43418	.19566	.32365	.30171	.18600
Check ?	Chk Pass	Chk Pass	Chk Pass	Chk Pass	Chk Pass	Chk Pass	Chk Pass	Chk Pass
High Limit								
Low Limit								

Elem	Mo2020	Na5895	Ni2316	Pb2203	Sb2175	Se1960	Sn1899	Ti3372
IS Ref	(Y_2243)	(Y_3710)	(In2306)	(Y_2243)	(Y_2243)	(Y_2243)	(In2306)	(Y_3600)
Units	ppb	ppb	ppb	ppb	ppb	ppb	ppb	ppb
Avg	949.11	52505.	500.87	472.51	530.6	2111.9	1984.8	1000.7
Stddev	4.57	93.	2.88	2.96	3.3	6.9	13.1	.8
%RSD	.48157	.17700	.57537	.62572	.6267	.32678	.66143	.07720
Check ?	Chk Pass	Chk Pass	Chk Pass	Chk Pass	Chk Pass	Chk Pass	Chk Pass	Chk Pass
High Limit								
Low Limit								

PDF created with pdfFactory Pro trial version www.pdffactory.com

Sample Name: lcs 240-239650/2-a Acquired: 7/26/2016 19:06:08 Type: Unk
Method: ICP I9 Method 200.7-6010(v136) Mode: CONC Corr. Factor: 1.000000
User: analyst Custom ID1: Custom ID2: Custom ID3:
Comment:

Elem	Tl1908	V_2908	Zn2062	Si2516	Sr3464
IS Ref	(In2306)	(Y_3710)	(In2306)	(Y_3710)	(Y_3710)
Units	ppb	ppb	ppb	ppb	ppb
Avg	1896.5	497.10	506.97	1125.1	1028.6
Stddev	14.5	2.85	2.74	5.4	2.9
%RSD	.76287	.57432	.54034	.47721	.28394
Check ?	Chk Pass	Chk Pass	Chk Pass	Chk Pass	Chk Pass
High Limit					
Low Limit					

Int. Std.	In2306	Y_2243	Y_3600	Y_3710
Units	Cts/S	Cts/S	Cts/S	Cts/S
Avg	5525.5	4392.8	63710.	7290.7
Stddev	11.8	6.4	149.	4.9
%RSD	.21301	.14667	.23382	.06692
Check ?	Chk Pass	Chk Pass	Chk Pass	Chk Pass
Value	95.052%	100.18%	101.91%	101.77%
Range				

PDF created with pdfFactory Pro trial version www.pdffactory.com

Sample Name: 190-11214-e-1-a Acquired: 7/26/2016 19:09:49 Type: Unk
Method: ICP I9 Method 200.7-6010(v136) Mode: CONC Corr. Factor: 1.000000
User: analyst Custom ID1: Custom ID2: Custom ID3:
Comment:

Elem	Ag3280	Al3082	As1890	B_1826	Ba4554	Be3130	Ca3179
IS Ref	(Y_3600)	(Y_3710)	(Y_2243)	(Y_2243)	(Y_3710)	(Y_3710)	(Y_3710)
Units	ppb	ppb	ppb	ppb	ppb	ppb	ppb
Avg	-.22854	13.905	4.5519	41.384	41.036	-.18569	45027.
Stddev	.13259	13.926	1.1244	.581	.206	.02792	118.
%RSD	58.017	100.15	24.702	1.4045	.50308	15.035	.26146
Check ?	Chk Pass	Chk Pass	Chk Pass	Chk Pass	Chk Pass	Chk Pass	Chk Pass
High Limit							
Low Limit							

Elem	Cd2288	Co2286	Cr2677	Cu3273	Fe2599	K_7664	Li6707
IS Ref	(Y_2243)	(In2306)	(Y_3600)	(Y_3600)	(Y_3710)	(Y_3710)	(Y_3710)
Units	ppb	ppb	ppb	ppb	ppb	ppb	ppb
Avg	-.0972	.01234	.61952	1.8310	46.521	3573.9	.51649
Stddev	.0679	.19773	.28658	.3621	1.421	14.6	.41197
%RSD	69.85	1602.8	46.258	19.776	3.0547	.40862	79.764
Check ?	Chk Pass	Chk Pass	Chk Pass	Chk Pass	Chk Pass	Chk Pass	Chk Pass
High Limit							
Low Limit							

Elem	Mg2790	Mn2576	Mo2020	Na5895	Ni2316	Pb2203	Sb2175
IS Ref	(Y_3710)	(Y_3600)	(Y_2243)	(Y_3710)	(In2306)	(Y_2243)	(Y_2243)
Units	ppb	ppb	ppb	ppb	ppb	ppb	ppb
Avg	9762.5	78.523	1.2837	107360.	.80944	1.3189	1.217
Stddev	109.1	.241	.1249	73.	.16022	.3586	1.846
%RSD	1.1171	.30724	9.7268	.06818	19.794	27.191	151.7
Check ?	Chk Pass	Chk Pass	Chk Pass	Chk Pass	Chk Pass	Chk Pass	Chk Pass
High Limit							
Low Limit							

PDF created with pdfFactory Pro trial version www.pdffactory.com

Sample Name: 190-11214-e-1-a Acquired: 7/26/2016 19:09:49 Type: Unk
Method: ICP I9 Method 200.7-6010(v136) Mode: CONC Corr. Factor: 1.000000
User: analyst Custom ID1: Custom ID2: Custom ID3:
Comment:

Elem	Se1960	Sn1899	Ti3372	Tl1908	V_2908	Zn2062	Si2516
IS Ref	(Y_2243)	(In2306)	(Y_3600)	(In2306)	(Y_3710)	(In2306)	(Y_3710)
Units	ppb	ppb	ppb	ppb	ppb	ppb	ppb
Avg	3.1569	-.16171	-.36762	.79394	-.82311	1.6523	622.02
Stddev	.6107	.46006	.02406	.65180	1.6138	.1455	7.37
%RSD	19.346	284.50	6.5453	82.097	196.06	8.8082	1.1847
Check ?	Chk Pass	Chk Pass	Chk Pass	Chk Pass	Chk Pass	Chk Pass	Chk Pass
High Limit							
Low Limit							

Elem	Sr3464
IS Ref	(Y_3710)
Units	ppb
Avg	2879.7
Stddev	14.1
%RSD	.49124
Check ?	Chk Pass
High Limit	
Low Limit	

Int. Std.	In2306	Y_2243	Y_3600	Y_3710
Units	Cts/S	Cts/S	Cts/S	Cts/S
Avg	5617.3	4424.5	63751.	7282.9
Stddev	5.4	.9	43.	34.6
%RSD	.09590	.02111	.06685	.47507
Check ?	Chk Pass	Chk Pass	Chk Pass	Chk Pass
Value	96.631%	100.90%	101.97%	101.66%
Range				

PDF created with pdfFactory Pro trial version www.pdffactory.com

Sample Name: SD 190-11214-e-1-a@5 Acquired: 7/26/2016 19:13:55 Type: Unk
Method: ICP I9 Method 200.7-6010(v136) Mode: CONC Corr. Factor: 1.000000
User: analyst Custom ID1: Custom ID2: Custom ID3:
Comment:

Elem	Ag3280	Al3082	As1890	B_1826	Ba4554	Be3130	Ca3179	Cd2288
IS Ref	(Y_3600)	(Y_3710)	(Y_2243)	(Y_2243)	(Y_3710)	(Y_3710)	(Y_3710)	(Y_2243)
Units	ppb	ppb	ppb	ppb	ppb	ppb	ppb	ppb
Avg	.07037	-2.7376	-.22680	5.8314	8.2817	-.10439	9229.4	-.0226
Stddev	.31612	25.112	1.1820	.1540	.2749	.07502	49.8	.0434
%RSD	449.25	917.32	521.16	2.6403	3.3188	71.860	.53905	192.2
Check ?	Chk Pass	Chk Pass	Chk Pass	Chk Pass	Chk Pass	Chk Pass	Chk Pass	Chk Pass
High Limit								
Low Limit								

Elem	Co2286	Cr2677	Cu3273	Fe2599	K_7664	Li6707	Mg2790	Mn2576
IS Ref	(In2306)	(Y_3600)	(Y_3600)	(Y_3710)	(Y_3710)	(Y_3710)	(Y_3710)	(Y_3600)
Units	ppb	ppb	ppb	ppb	ppb	ppb	ppb	ppb
Avg	-.22148	.32589	2.0258	10.016	770.77	-2.8052	2024.3	16.287
Stddev	.08814	.03773	.6380	.577	15.65	.9754	10.4	.046
%RSD	39.797	11.578	31.491	5.7603	2.0299	34.771	.51357	.28280
Check ?	Chk Pass	Chk Pass	Chk Pass	Chk Pass	Chk Pass	Chk Pass	Chk Pass	Chk Pass
High Limit								
Low Limit								

Elem	Mo2020	Na5895	Ni2316	Pb2203	Sb2175	Se1960	Sn1899	Ti3372
IS Ref	(Y_2243)	(Y_3710)	(In2306)	(Y_2243)	(Y_2243)	(Y_2243)	(In2306)	(Y_3600)
Units	ppb	ppb	ppb	ppb	ppb	ppb	ppb	ppb
Avg	-1.9411	22314.	.02279	.12464	-.6249	.30194	-.93478	-.75766
Stddev	.1579	51.	.47714	.55597	2.319	1.0318	.63359	.09559
%RSD	8.1327	.22722	2093.7	446.08	371.1	341.73	67.779	12.617
Check ?	Chk Pass	Chk Pass	Chk Pass	Chk Pass	Chk Pass	Chk Pass	Chk Pass	Chk Pass
High Limit								
Low Limit								

PDF created with pdfFactory Pro trial version www.pdffactory.com

Sample Name: SD 190-11214-e-1-a@5 Acquired: 7/26/2016 19:13:55 Type: Unk
Method: ICP I9 Method 200.7-6010(v136) Mode: CONC Corr. Factor: 1.000000
User: analyst Custom ID1: Custom ID2: Custom ID3:
Comment:

Elem	Tl1908	V_2908	Zn2062	Si2516	Sr3464
IS Ref	(In2306)	(Y_3710)	(In2306)	(Y_3710)	(Y_3710)
Units	ppb	ppb	ppb	ppb	ppb
Avg	.78469	.09588	-1.0913	121.36	604.32
Stddev	.32594	2.3992	.0588	3.48	6.42
%RSD	41.537	2502.3	5.3900	2.8665	1.0617
Check ?	Chk Pass	Chk Pass	Chk Pass	Chk Pass	Chk Pass
High Limit					
Low Limit					

Int. Std.	In2306	Y_2243	Y_3600	Y_3710
Units	Cts/S	Cts/S	Cts/S	Cts/S
Avg	5933.3	4516.1	65312.	7228.8
Stddev	9.5	7.5	193.	30.4
%RSD	.15959	.16717	.29539	.42086
Check ?	Chk Pass	Chk Pass	Chk Pass	Chk Pass
Value	102.07%	102.99%	104.47%	100.91%
Range				

PDF created with pdfFactory Pro trial version www.pdffactory.com

Sample Name: 190-11214-e-1-b ms Acquired: 7/26/2016 19:18:01 Type: Unk
Method: ICP I9 Method 200.7-6010(v136) Mode: CONC Corr. Factor: 1.000000
User: analyst Custom ID1: Custom ID2: Custom ID3:
Comment:

Elem	Ag3280	Al3082	As1890	B_1826	Ba4554	Be3130	Ca3179
IS Ref	(Y_3600)	(Y_3710)	(Y_2243)	(Y_2243)	(Y_3710)	(Y_3710)	(Y_3710)
Units	ppb	ppb	ppb	ppb	ppb	ppb	ppb
Avg	54.669	1934.9	2138.7	1161.3	2087.7	54.516	97785.
Stddev	.185	25.1	10.8	1.9	3.1	.086	236.
%RSD	.33773	1.2947	.50467	.16436	.14790	.15789	.24128
Check ?	Chk Pass	Chk Pass	Chk Pass	Chk Pass	Chk Pass	Chk Pass	Chk Pass
High Limit							
Low Limit							

Elem	Cd2288	Co2286	Cr2677	Cu3273	Fe2599	K_7664	Li6707
IS Ref	(Y_2243)	(In2306)	(Y_3600)	(Y_3600)	(Y_3710)	(Y_3710)	(Y_3710)
Units	ppb	ppb	ppb	ppb	ppb	ppb	ppb
Avg	50.60	497.27	191.47	262.90	1005.4	55537.	994.98
Stddev	.06	1.74	.38	.39	2.1	181.	.65
%RSD	.1249	.35049	.19813	.15021	.20470	.32648	.06517
Check ?	Chk Pass	Chk Pass	Chk Pass	Chk Pass	Chk Pass	Chk Pass	Chk Pass
High Limit							
Low Limit							

Elem	Mg2790	Mn2576	Mo2020	Na5895	Ni2316	Pb2203	Sb2175
IS Ref	(Y_3710)	(Y_3600)	(Y_2243)	(Y_3710)	(In2306)	(Y_2243)	(Y_2243)
Units	ppb	ppb	ppb	ppb	ppb	ppb	ppb
Avg	57571.	538.45	971.42	163150.	515.53	474.45	546.0
Stddev	7.	.80	5.37	269.	1.55	1.42	2.6
%RSD	.01160	.14881	.55308	.16489	.30086	.29839	.4812
Check ?	Chk Pass	Chk Pass	Chk Pass	Chk Pass	Chk Pass	Chk Pass	Chk Pass
High Limit							
Low Limit							

PDF created with pdfFactory Pro trial version www.pdffactory.com

Sample Name: 190-11214-e-1-b ms Acquired: 7/26/2016 19:18:01 Type: Unk
Method: ICP I9 Method 200.7-6010(v136) Mode: CONC Corr. Factor: 1.000000
User: analyst Custom ID1: Custom ID2: Custom ID3:
Comment:

Elem	Se1960	Sn1899	Ti3372	Tl1908	V_2908	Zn2062	Si2516
IS Ref	(Y_2243)	(In2306)	(Y_3600)	(In2306)	(Y_3710)	(In2306)	(Y_3710)
Units	ppb	ppb	ppb	ppb	ppb	ppb	ppb
Avg	2162.2	2044.2	1022.9	1913.0	504.20	520.75	1642.5
Stddev	10.7	10.2	.3	13.2	1.70	1.85	8.3
%RSD	.49668	.49859	.02454	.68839	.33805	.35485	.50595
Check ?	Chk Pass	Chk Pass	Chk Pass	Chk Pass	Chk Pass	Chk Pass	Chk Pass
High Limit							
Low Limit							

Elem	Sr3464
IS Ref	(Y_3710)
Units	ppb
Avg	3986.8
Stddev	19.0
%RSD	.47605
Check ?	Chk Pass
High Limit	
Low Limit	

Int. Std.	In2306	Y_2243	Y_3600	Y_3710
Units	Cts/S	Cts/S	Cts/S	Cts/S
Avg	5301.0	4300.0	61914.	7222.6
Stddev	7.6	8.8	61.	24.2
%RSD	.14366	.20550	.09890	.33462
Check ?	Chk Pass	Chk Pass	Chk Pass	Chk Pass
Value	91.191%	98.059%	99.034%	100.82%
Range				

PDF created with pdfFactory Pro trial version www.pdffactory.com

Sample Name: 190-11214-e-1-c msd Acquired: 7/26/2016 19:21:43 Type: Unk
Method: ICP I9 Method 200.7-6010(v136) Mode: CONC Corr. Factor: 1.000000
User: analyst Custom ID1: Custom ID2: Custom ID3:
Comment:

Elem	Ag3280	Al3082	As1890	B_1826	Ba4554	Be3130	Ca3179
IS Ref	(Y_3600)	(Y_3710)	(Y_2243)	(Y_2243)	(Y_3710)	(Y_3710)	(Y_3710)
Units	ppb	ppb	ppb	ppb	ppb	ppb	ppb
Avg	54.266	1878.3	2094.3	1138.6	2050.0	53.404	94997.
Stddev	.245	15.3	8.8	2.8	5.2	.294	458.
%RSD	.45135	.81612	.42159	.24619	.25301	.55032	.48241
Check ?	Chk Pass	Chk Pass	Chk Pass	Chk Pass	Chk Pass	Chk Pass	Chk Pass
High Limit							
Low Limit							

Elem	Cd2288	Co2286	Cr2677	Cu3273	Fe2599	K_7664	Li6707
IS Ref	(Y_2243)	(In2306)	(Y_3600)	(Y_3600)	(Y_3710)	(Y_3710)	(Y_3710)
Units	ppb	ppb	ppb	ppb	ppb	ppb	ppb
Avg	49.69	489.02	188.47	257.91	987.25	54166.	974.17
Stddev	.44	1.49	.43	.53	6.10	250.	.36
%RSD	.8931	.30497	.22661	.20553	.61807	.46090	.03745
Check ?	Chk Pass	Chk Pass	Chk Pass	Chk Pass	Chk Pass	Chk Pass	Chk Pass
High Limit							
Low Limit							

Elem	Mg2790	Mn2576	Mo2020	Na5895	Ni2316	Pb2203	Sb2175
IS Ref	(Y_3710)	(Y_3600)	(Y_2243)	(Y_3710)	(In2306)	(Y_2243)	(Y_2243)
Units	ppb	ppb	ppb	ppb	ppb	ppb	ppb
Avg	56173.	531.00	960.51	159250.	505.75	466.13	535.5
Stddev	79.	.42	4.44	516.	2.27	1.16	4.7
%RSD	.14021	.07858	.46173	.32432	.44857	.24929	.8797
Check ?	Chk Pass	Chk Pass	Chk Pass	Chk Pass	Chk Pass	Chk Pass	Chk Pass
High Limit							
Low Limit							

PDF created with pdfFactory Pro trial version www.pdffactory.com

Sample Name: 190-11214-e-1-c msd Acquired: 7/26/2016 19:21:43 Type: Unk
Method: ICP I9 Method 200.7-6010(v136) Mode: CONC Corr. Factor: 1.000000
User: analyst Custom ID1: Custom ID2: Custom ID3:
Comment:

Elem	Se1960	Sn1899	Ti3372	Tl1908	V_2908	Zn2062	Si2516
IS Ref	(Y_2243)	(In2306)	(Y_3600)	(In2306)	(Y_3710)	(In2306)	(Y_3710)
Units	ppb	ppb	ppb	ppb	ppb	ppb	ppb
Avg	2119.0	2006.8	1005.7	1886.2	490.48	510.38	1605.2
Stddev	9.3	7.3	1.9	11.4	2.57	2.09	20.2
%RSD	.43843	.36278	.19111	.60286	.52420	.41029	1.2601
Check ?	Chk Pass	Chk Pass	Chk Pass	Chk Pass	Chk Pass	Chk Pass	Chk Pass
High Limit							
Low Limit							

Elem	Sr3464
IS Ref	(Y_3710)
Units	ppb
Avg	3900.1
Stddev	22.2
%RSD	.56856
Check ?	Chk Pass
High Limit	
Low Limit	

Int. Std.	In2306	Y_2243	Y_3600	Y_3710
Units	Cts/S	Cts/S	Cts/S	Cts/S
Avg	5309.9	4303.5	62095.	7296.3
Stddev	2.1	3.0	11.	33.0
%RSD	.04046	.06925	.01829	.45290
Check ?	Chk Pass	Chk Pass	Chk Pass	Chk Pass
Value	91.343%	98.139%	99.324%	101.85%
Range				

PDF created with pdfFactory Pro trial version www.pdffactory.com

Sample Name: PDS 190-11214-e-1-a Acquired: 7/26/2016 19:25:26 Type: Unk
Method: ICP I9 Method 200.7-6010(v136) Mode: CONC Corr. Factor: 1.000000
User: analyst Custom ID1: Custom ID2: Custom ID3:
Comment:

Elem	Ag3280	Al3082	As1890	B_1826	Ba4554	Be3130	Ca3179
IS Ref	(Y_3600)	(Y_3710)	(Y_2243)	(Y_2243)	(Y_3710)	(Y_3710)	(Y_3710)
Units	ppb	ppb	ppb	ppb	ppb	ppb	ppb
Avg	52.333	1902.8	2062.7	1148.5	2052.4	53.710	97513.
Stddev	.745	8.4	15.4	3.6	.9	.240	146.
%RSD	1.4236	.44048	.74519	.31455	.04559	.44757	.15012
Check ?	Chk Pass	Chk Pass	Chk Pass	Chk Pass	Chk Pass	Chk Pass	Chk Pass
High Limit							
Low Limit							

Elem	Cd2288	Co2286	Cr2677	Cu3273	Fe2599	K_7664	Li6707
IS Ref	(Y_2243)	(In2306)	(Y_3600)	(Y_3600)	(Y_3710)	(Y_3710)	(Y_3710)
Units	ppb	ppb	ppb	ppb	ppb	ppb	ppb
Avg	49.81	491.87	188.04	258.46	988.66	55206.	995.83
Stddev	.28	3.16	.50	1.11	1.84	85.	1.52
%RSD	.5613	.64150	.26325	.43004	.18597	.15469	.15231
Check ?	Chk Pass	Chk Pass	Chk Pass	Chk Pass	Chk Pass	Chk Pass	Chk Pass
High Limit							
Low Limit							

Elem	Mg2790	Mn2576	Mo2020	Na5895	Ni2316	Pb2203	Sb2175
IS Ref	(Y_3710)	(Y_3600)	(Y_2243)	(Y_3710)	(In2306)	(Y_2243)	(Y_2243)
Units	ppb	ppb	ppb	ppb	ppb	ppb	ppb
Avg	56688.	523.43	972.10	160440.	504.20	467.05	528.5
Stddev	108.	.11	6.82	158.	1.11	3.27	4.7
%RSD	.19051	.02171	.70169	.09830	.22082	.70035	.8840
Check ?	Chk Pass	Chk Pass	Chk Pass	Chk Pass	Chk Pass	Chk Pass	Chk Pass
High Limit							
Low Limit							

PDF created with pdfFactory Pro trial version www.pdffactory.com

Sample Name: PDS 190-11214-e-1-a Acquired: 7/26/2016 19:25:26 Type: Unk
Method: ICP I9 Method 200.7-6010(v136) Mode: CONC Corr. Factor: 1.000000
User: analyst Custom ID1: Custom ID2: Custom ID3:
Comment:

Elem	Se1960	Sn1899	Ti3372	Tl1908	V_2908	Zn2062	Si2516
IS Ref	(Y_2243)	(In2306)	(Y_3600)	(In2306)	(Y_3710)	(In2306)	(Y_3710)
Units	ppb	ppb	ppb	ppb	ppb	ppb	ppb
Avg	2116.0	2032.2	998.31	1918.5	495.10	509.49	1627.4
Stddev	8.4	13.9	.79	10.6	3.37	2.75	10.4
%RSD	.39905	.68514	.07951	.55228	.68018	.53947	.63982
Check ?	Chk Pass	Chk Pass	Chk Pass	Chk Pass	Chk Pass	Chk Pass	Chk Pass
High Limit							
Low Limit							

Elem	Sr3464
IS Ref	(Y_3710)
Units	ppb
Avg	3945.0
Stddev	12.4
%RSD	.31348
Check ?	Chk Pass
High Limit	
Low Limit	

Int. Std.	In2306	Y_2243	Y_3600	Y_3710
Units	Cts/S	Cts/S	Cts/S	Cts/S
Avg	5308.3	4299.1	61881.	7195.6
Stddev	7.3	2.8	123.	33.5
%RSD	.13744	.06463	.19953	.46583
Check ?	Chk Pass	Chk Pass	Chk Pass	Chk Pass
Value	91.316%	98.040%	98.981%	100.44%
Range				

PDF created with pdfFactory Pro trial version www.pdffactory.com

Sample Name: 190-11214-e-2-a Acquired: 7/26/2016 19:29:08 Type: Unk
Method: ICP I9 Method 200.7-6010(v136) Mode: CONC Corr. Factor: 1.000000
User: analyst Custom ID1: Custom ID2: Custom ID3:
Comment:

Elem	Ag3280	Al3082	As1890	B_1826	Ba4554	Be3130
IS Ref	(Y_3600)	(Y_3710)	(Y_2243)	(Y_2243)	(Y_3710)	(Y_3710)
Units	ppb	ppb	ppb	ppb	ppb	ppb
Avg	-.22184	58.594	6.3388	72.690	71.400	-.18662
Stddev	.33113	28.433	.9918	2.261	.055	.17133
%RSD	149.27	48.525	15.646	3.1110	.07703	91.804
Check ?	Chk Pass	Chk Pass	Chk Pass	Chk Pass	Chk Pass	Chk Pass
High Limit						
Low Limit						

Elem	Ca3179	Cd2288	Co2286	Cr2677	Cu3273	Fe2599
IS Ref	(Y_3710)	(Y_2243)	(In2306)	(Y_3600)	(Y_3600)	(Y_3710)
Units	ppb	ppb	ppb	ppb	ppb	ppb
Avg	63872.	-.0951	.00231	1.0280	2.3786	138.92
Stddev	228.	.1733	.21966	.2182	.2490	2.48
%RSD	.35648	182.2	9518.0	21.226	10.468	1.7879
Check ?	Chk Pass	Chk Pass	Chk Pass	Chk Pass	Chk Pass	Chk Pass
High Limit						
Low Limit						

Elem	K_7664	Li6707	Mg2790	Mn2576	Mo2020	Na5895
IS Ref	(Y_3710)	(Y_3710)	(Y_3710)	(Y_3600)	(Y_2243)	(Y_3710)
Units	ppb	ppb	ppb	ppb	ppb	ppb
Avg	10393.	5.6152	10103.	106.70	4.9914	W 474710.
Stddev	15.	2.3374	48.	.52	.1331	4601.
%RSD	.14794	41.627	.47207	.48968	2.6657	.96917
Check ?	Chk Pass	Chk Pass	Chk Pass	Chk Pass	Chk Pass	Chk Warn
High Limit						450000.
Low Limit						-500000.

PDF created with pdfFactory Pro trial version www.pdffactory.com

Sample Name: 190-11214-e-2-a Acquired: 7/26/2016 19:29:08 Type: Unk
Method: ICP I9 Method 200.7-6010(v136) Mode: CONC Corr. Factor: 1.000000
User: analyst Custom ID1: Custom ID2: Custom ID3:
Comment:

Elem	Ni2316	Pb2203	Sb2175	Se1960	Sn1899	Ti3372
IS Ref	(In2306)	(Y_2243)	(Y_2243)	(Y_2243)	(In2306)	(Y_3600)
Units	ppb	ppb	ppb	ppb	ppb	ppb
Avg	2.2177	1.2831	1.875	4.1179	-.41981	.25174
Stddev	.3037	.8270	.068	1.4988	1.1945	.02687
%RSD	13.692	64.452	3.648	36.397	284.54	10.675
Check ?	Chk Pass	Chk Pass	Chk Pass	Chk Pass	Chk Pass	Chk Pass
High Limit						
Low Limit						

Elem	Tl1908	V_2908	Zn2062	Si2516	Sr3464
IS Ref	(In2306)	(Y_3710)	(In2306)	(Y_3710)	(Y_3710)
Units	ppb	ppb	ppb	ppb	ppb
Avg	2.2817	.60488	.75015	497.90	2308.8
Stddev	.3090	.50513	.06332	3.66	20.1
%RSD	13.543	83.510	8.4406	.73437	.86952
Check ?	Chk Pass	Chk Pass	Chk Pass	Chk Pass	Chk Pass
High Limit					
Low Limit					

Int. Std.	In2306	Y_2243	Y_3600	Y_3710
Units	Cts/S	Cts/S	Cts/S	Cts/S
Avg	5225.0	4290.6	60345.	7237.7
Stddev	13.6	3.4	249.	26.4
%RSD	.26028	.07931	.41272	.36482
Check ?	Chk Pass	Chk Pass	Chk Pass	Chk Pass
Value	89.883%	97.846%	96.524%	101.03%
Range				

PDF created with pdfFactory Pro trial version www.pdffactory.com

Sample Name: 190-11214-e-3-a Acquired: 7/26/2016 19:33:24 Type: Unk
Method: ICP I9 Method 200.7-6010(v136) Mode: CONC Corr. Factor: 1.000000
User: analyst Custom ID1: Custom ID2: Custom ID3:
Comment:

Elem	Ag3280	Al3082	As1890	B_1826	Ba4554	Be3130	Ca3179
IS Ref	(Y_3600)	(Y_3710)	(Y_2243)	(Y_2243)	(Y_3710)	(Y_3710)	(Y_3710)
Units	ppb	ppb	ppb	ppb	ppb	ppb	ppb
Avg	-.34798	116.03	3.5707	49.850	18.420	-.11740	44829.
Stddev	.41734	18.39	.6014	1.203	.190	.11377	209.
%RSD	119.93	15.852	16.842	2.4138	1.0290	96.904	.46726
Check ?	Chk Pass	Chk Pass	Chk Pass	Chk Pass	Chk Pass	Chk Pass	Chk Pass
High Limit							
Low Limit							

Elem	Cd2288	Co2286	Cr2677	Cu3273	Fe2599	K_7664	Li6707
IS Ref	(Y_2243)	(In2306)	(Y_3600)	(Y_3600)	(Y_3710)	(Y_3710)	(Y_3710)
Units	ppb	ppb	ppb	ppb	ppb	ppb	ppb
Avg	-.1127	.11921	.94263	2.1528	272.61	9237.2	5.8214
Stddev	.1688	.11000	.13779	.3992	.79	20.7	1.5880
%RSD	149.8	92.278	14.617	18.544	.28946	.22436	27.279
Check ?	Chk Pass	Chk Pass	Chk Pass	Chk Pass	Chk Pass	Chk Pass	Chk Pass
High Limit							
Low Limit							

Elem	Mg2790	Mn2576	Mo2020	Na5895	Ni2316	Pb2203	Sb2175
IS Ref	(Y_3710)	(Y_3600)	(Y_2243)	(Y_3710)	(In2306)	(Y_2243)	(Y_2243)
Units	ppb	ppb	ppb	ppb	ppb	ppb	ppb
Avg	5229.9	121.76	9.5848	253350.	2.5217	.87505	2.167
Stddev	9.5	.22	.2961	913.	.2831	1.0008	1.936
%RSD	.18157	.18415	3.0893	.36056	11.228	114.37	89.35
Check ?	Chk Pass	Chk Pass	Chk Pass	Chk Pass	Chk Pass	Chk Pass	Chk Pass
High Limit							
Low Limit							

PDF created with pdfFactory Pro trial version www.pdffactory.com

Sample Name: 190-11214-e-3-a Acquired: 7/26/2016 19:33:24 Type: Unk
Method: ICP I9 Method 200.7-6010(v136) Mode: CONC Corr. Factor: 1.000000
User: analyst Custom ID1: Custom ID2: Custom ID3:
Comment:

Elem	Se1960	Sn1899	Ti3372	Tl1908	V_2908	Zn2062	Si2516
IS Ref	(Y_2243)	(In2306)	(Y_3600)	(In2306)	(Y_3710)	(In2306)	(Y_3710)
Units	ppb	ppb	ppb	ppb	ppb	ppb	ppb
Avg	1.1076	-.20516	1.4212	1.8904	2.7976	3.0653	1634.7
Stddev	.5719	.19571	.2164	.7574	1.1025	.1161	10.1
%RSD	51.634	95.395	15.226	40.065	39.409	3.7877	.61971
Check ?	Chk Pass	Chk Pass	Chk Pass	Chk Pass	Chk Pass	Chk Pass	Chk Pass
High Limit							
Low Limit							

Elem	Sr3464
IS Ref	(Y_3710)
Units	ppb
Avg	1895.4
Stddev	3.8
%RSD	.19883
Check ?	Chk Pass
High Limit	
Low Limit	

Int. Std.	In2306	Y_2243	Y_3600	Y_3710
Units	Cts/S	Cts/S	Cts/S	Cts/S
Avg	5467.0	4397.3	62604.	7412.9
Stddev	4.6	7.6	92.	10.8
%RSD	.08440	.17177	.14657	.14509
Check ?	Chk Pass	Chk Pass	Chk Pass	Chk Pass
Value	94.047%	100.28%	100.14%	103.48%
Range				

PDF created with pdfFactory Pro trial version www.pdffactory.com

Sample Name: 240-67520-f-2-a Acquired: 7/26/2016 19:37:39 Type: Unk
Method: ICP I9 Method 200.7-6010(v136) Mode: CONC Corr. Factor: 1.000000
User: analyst Custom ID1: Custom ID2: Custom ID3:
Comment:

Elem	Ag3280	Al3082	As1890	B_1826	Ba4554	Be3130
IS Ref	(Y_3600)	(Y_3710)	(Y_2243)	(Y_2243)	(Y_3710)	(Y_3710)
Units	ppb	ppb	ppb	ppb	ppb	ppb
Avg	-.28734	18.901	2.2279	4.1260	109.32	-.21210
Stddev	.23189	6.864	.9648	.2672	.39	.05201
%RSD	80.702	36.318	43.306	6.4765	.35320	24.524
Check ?	Chk Pass	Chk Pass	Chk Pass	Chk Pass	Chk Pass	Chk Pass
High Limit						
Low Limit						

Elem	Ca3179	Cd2288	Co2286	Cr2677	Cu3273	Fe2599
IS Ref	(Y_3710)	(Y_2243)	(In2306)	(Y_3600)	(Y_3600)	(Y_3710)
Units	ppb	ppb	ppb	ppb	ppb	ppb
Avg	W 788610.	-.0172	.25428	7.6799	6.7803	2.3354
Stddev	5994.	.1686	.01698	.0739	.4156	2.8684
%RSD	.76011	977.9	6.6789	.96232	6.1293	122.82
Check ?	Chk Warn	Chk Pass	Chk Pass	Chk Pass	Chk Pass	Chk Pass
High Limit	720000.					
Low Limit	-500000.					

Elem	K_7664	Li6707	Mg2790	Mn2576	Mo2020	Na5895
IS Ref	(Y_3710)	(Y_3710)	(Y_3710)	(Y_3600)	(Y_2243)	(Y_3710)
Units	ppb	ppb	ppb	ppb	ppb	ppb
Avg	34769.	113.97	-20.193	.69771	2.2613	48982.
Stddev	152.	.47	7.843	.02270	.2228	174.
%RSD	.43764	.41669	38.839	3.2533	9.8514	.35428
Check ?	Chk Pass	Chk Pass	Chk Pass	Chk Pass	Chk Pass	Chk Pass
High Limit						
Low Limit						

PDF created with pdfFactory Pro trial version www.pdffactory.com

Sample Name: 240-67520-f-2-a Acquired: 7/26/2016 19:37:39 Type: Unk
Method: ICP I9 Method 200.7-6010(v136) Mode: CONC Corr. Factor: 1.000000
User: analyst Custom ID1: Custom ID2: Custom ID3:
Comment:

Elem	Ni2316	Pb2203	Sb2175	Se1960	Sn1899	Ti3372
IS Ref	(In2306)	(Y_2243)	(Y_2243)	(Y_2243)	(In2306)	(Y_3600)
Units	ppb	ppb	ppb	ppb	ppb	ppb
Avg	5.9103	4.5321	-1.960	3.3808	8.6560	-2.3551
Stddev	.3200	.5658	.461	2.3444	.8774	.1710
%RSD	5.4150	12.485	23.54	69.345	10.136	7.2592
Check ?	Chk Pass	Chk Pass	Chk Pass	Chk Pass	Chk Pass	Chk Pass
High Limit						
Low Limit						

Elem	Tl1908	V_2908	Zn2062	Si2516	Sr3464
IS Ref	(In2306)	(Y_3710)	(In2306)	(Y_3710)	(Y_3710)
Units	ppb	ppb	ppb	ppb	ppb
Avg	3.4146	-3.5939	3.8918	170.84	3734.8
Stddev	.5949	3.7891	.0613	1.65	22.3
%RSD	17.422	105.43	1.5760	.96367	.59761
Check ?	Chk Pass	Chk Pass	Chk Pass	Chk Pass	Chk Pass
High Limit					
Low Limit					

Int. Std.	In2306	Y_2243	Y_3600	Y_3710
Units	Cts/S	Cts/S	Cts/S	Cts/S
Avg	5040.3	4117.5	59749.	7195.4
Stddev	11.4	14.2	39.	23.6
%RSD	.22648	.34435	.06484	.32815
Check ?	Chk Pass	Chk Pass	Chk Pass	Chk Pass
Value	86.706%	93.899%	95.571%	100.44%
Range				

PDF created with pdfFactory Pro trial version www.pdffactory.com

Sample Name: 240-67520-g-3-a Acquired: 7/26/2016 19:41:55 Type: Unk
Method: ICP I9 Method 200.7-6010(v136) Mode: CONC Corr. Factor: 1.000000
User: analyst Custom ID1: Custom ID2: Custom ID3:
Comment:

Elem	Ag3280	Al3082	As1890	B_1826	Ba4554	Be3130
IS Ref	(Y_3600)	(Y_3710)	(Y_2243)	(Y_2243)	(Y_3710)	(Y_3710)
Units	ppb	ppb	ppb	ppb	ppb	ppb
Avg	-.63917	2.0698	2.7796	-1.7756	342.98	-.11350
Stddev	.36006	19.538	1.0419	.3191	.93	.09098
%RSD	56.332	943.95	37.483	17.971	.27139	80.161
Check ?	Chk Pass	Chk Pass	Chk Pass	Chk Pass	Chk Pass	Chk Pass
High Limit						
Low Limit						

Elem	Ca3179	Cd2288	Co2286	Cr2677	Cu3273	Fe2599
IS Ref	(Y_3710)	(Y_2243)	(In2306)	(Y_3600)	(Y_3600)	(Y_3710)
Units	ppb	ppb	ppb	ppb	ppb	ppb
Avg	F 1008200.	-.0013	.11977	1.5032	5.7445	2.0934
Stddev	14638.	.0976	.18443	.0703	.3128	1.2091
%RSD	1.4519	7653.	153.99	4.6775	5.4450	57.759
Check ?	Chk Fail	Chk Pass	Chk Pass	Chk Pass	Chk Pass	Chk Pass
High Limit	800000.					
Low Limit	-500000.					

Elem	K_7664	Li6707	Mg2790	Mn2576	Mo2020	Na5895
IS Ref	(Y_3710)	(Y_3710)	(Y_3710)	(Y_3600)	(Y_2243)	(Y_3710)
Units	ppb	ppb	ppb	ppb	ppb	ppb
Avg	5266.4	57.330	3.9289	.03539	1.8028	19792.
Stddev	13.8	2.339	11.179	.02313	.0279	47.
%RSD	.26265	4.0800	284.52	65.365	1.5451	.23621
Check ?	Chk Pass	Chk Pass	Chk Pass	Chk Pass	Chk Pass	Chk Pass
High Limit						
Low Limit						

PDF created with pdfFactory Pro trial version www.pdffactory.com

Sample Name: 240-67520-g-3-a Acquired: 7/26/2016 19:41:55 Type: Unk
Method: ICP I9 Method 200.7-6010(v136) Mode: CONC Corr. Factor: 1.000000
User: analyst Custom ID1: Custom ID2: Custom ID3:
Comment:

Elem	Ni2316	Pb2203	Sb2175	Se1960	Sn1899	Ti3372
IS Ref	(In2306)	(Y_2243)	(Y_2243)	(Y_2243)	(In2306)	(Y_3600)
Units	ppb	ppb	ppb	ppb	ppb	ppb
Avg	6.4402	5.3112	-3.020	-.30416	-.92798	-3.3309
Stddev	.3458	1.7683	1.230	.64522	.50133	.2998
%RSD	5.3693	33.295	40.72	212.13	54.024	9.0008
Check ?	Chk Pass	Chk Pass	Chk Pass	Chk Pass	Chk Pass	Chk Pass
High Limit						
Low Limit						

Elem	Tl1908	V_2908	Zn2062	Si2516	Sr3464
IS Ref	(In2306)	(Y_3710)	(In2306)	(Y_3710)	(Y_3710)
Units	ppb	ppb	ppb	ppb	ppb
Avg	3.7911	-4.0652	3.2321	105.50	8279.5
Stddev	1.4336	3.1118	.2081	2.81	22.5
%RSD	37.813	76.547	6.4384	2.6667	.27172
Check ?	Chk Pass	Chk Pass	Chk Pass	Chk Pass	Chk Pass
High Limit					
Low Limit					

Int. Std.	In2306	Y_2243	Y_3600	Y_3710
Units	Cts/S	Cts/S	Cts/S	Cts/S
Avg	4935.7	4057.3	58532.	7033.4
Stddev	4.6	7.6	76.	26.9
%RSD	.09291	.18683	.12932	.38298
Check ?	Chk Pass	Chk Pass	Chk Pass	Chk Pass
Value	84.907%	92.525%	93.624%	98.178%
Range				

PDF created with pdfFactory Pro trial version www.pdffactory.com

Sample Name: CCV-2609127 Acquired: 7/26/2016 19:46:12 Type: QC
Method: ICP I9 Method 200.7-6010(v136) Mode: CONC Corr. Factor: 1.000000
User: analyst Custom ID1: Custom ID2: Custom ID3:
Comment:

Elem	Ag3280	Al3082	As1890	B_1826	Ba4554	Be3130	Ca3179
IS Ref	(Y_3600)	(Y_3710)	(Y_2243)	(Y_2243)	(Y_3710)	(Y_3710)	(Y_3710)
Units	ppb	ppb	ppb	ppb	ppb	ppb	ppb
Avg	1042.4	23476.	488.53	5252.5	2006.2	2104.5	51973.
Stddev	.4	77.	3.84	24.7	1.3	4.9	155.
%RSD	.04030	.32915	.78637	.47031	.06313	.23213	.29872
Check ?	Chk Pass	Chk Pass	Chk Pass	Chk Pass	Chk Pass	Chk Pass	Chk Pass
Value							
Range							

Elem	Cd2288	Co2286	Cr2677	Cu3273	Fe2599	K_7664	Li6707
IS Ref	(Y_2243)	(In2306)	(Y_3600)	(Y_3600)	(Y_3710)	(Y_3710)	(Y_3710)
Units	ppb	ppb	ppb	ppb	ppb	ppb	ppb
Avg	511.6	1934.9	1865.3	1991.8	23329.	50550.	4845.3
Stddev	3.5	17.2	3.4	3.3	33.	137.	5.5
%RSD	.6906	.88885	.18214	.16754	.14268	.27074	.11434
Check ?	Chk Pass	Chk Pass	Chk Pass	Chk Pass	Chk Pass	Chk Pass	Chk Pass
Value							
Range							

Elem	Mg2790	Mn2576	Mo2020	Na5895	Ni2316	Pb2203	Sb2175
IS Ref	(Y_3710)	(Y_3600)	(Y_2243)	(Y_3710)	(In2306)	(Y_2243)	(Y_2243)
Units	ppb	ppb	ppb	ppb	ppb	ppb	ppb
Avg	46985.	F 1778.2	1905.3	52392.	1971.2	463.03	518.1
Stddev	171.	4.6	18.2	142.	16.4	4.15	4.0
%RSD	.36353	.25713	.95474	.27027	.83084	.89619	.7640
Check ?	Chk Pass	Chk Fail	Chk Pass	Chk Pass	Chk Pass	Chk Pass	Chk Pass
Value		2000.0					
Range		-10.500%					

PDF created with pdfFactory Pro trial version www.pdffactory.com

Sample Name: CCV-2609127 Acquired: 7/26/2016 19:46:12 Type: QC
Method: ICP I9 Method 200.7-6010(v136) Mode: CONC Corr. Factor: 1.000000
User: analyst Custom ID1: Custom ID2: Custom ID3:
Comment:

Elem	Se1960	Sn1899	Ti3372	Tl1908	V_2908	Zn2062	Si2516
IS Ref	(Y_2243)	(In2306)	(Y_3600)	(In2306)	(Y_3710)	(In2306)	(Y_3710)
Units	ppb	ppb	ppb	ppb	ppb	ppb	ppb
Avg	499.80	4985.2	4938.2	957.43	1942.2	1997.6	4730.8
Stddev	5.37	46.1	9.5	8.79	4.2	16.1	40.7
%RSD	1.0740	.92499	.19333	.91756	.21466	.80345	.86112
Check ?	Chk Pass	Chk Pass	Chk Pass	Chk Pass	Chk Pass	Chk Pass	Chk Pass
Value							
Range							

Elem	Sr3464
IS Ref	(Y_3710)
Units	ppb
Avg	5092.8
Stddev	11.3
%RSD	.22240
Check ?	Chk Pass
Value	
Range	

Int. Std.	In2306	Y_2243	Y_3600	Y_3710
Units	Cts/S	Cts/S	Cts/S	Cts/S
Avg	5374.8	4351.1	62376.	7097.8
Stddev	7.1	6.5	74.	28.3
%RSD	.13182	.14867	.11877	.39893

PDF created with pdfFactory Pro trial version www.pdffactory.com

Sample Name: CCB Acquired: 7/26/2016 19:50:03 Type: QC
Method: ICP I9 Method 200.7-6010(v136) Mode: CONC Corr. Factor: 1.000000
User: analyst Custom ID1: Custom ID2: Custom ID3:
Comment:

Elem	Ag3280	Al3082	As1890	B_1826	Ba4554	Be3130	Ca3179	Cd2288
IS Ref	(Y_3600)	(Y_3710)	(Y_2243)	(Y_2243)	(Y_3710)	(Y_3710)	(Y_3710)	(Y_2243)
Units	ppb	ppb	ppb	ppb	ppb	ppb	ppb	ppb
Avg	.01121	4.2801	1.7625	-.80670	-.12631	-.09394	27.433	-.0004
Stddev	.17034	5.0169	1.4709	.74862	.16186	.04976	3.083	.1750
%RSD	1520.2	117.22	83.459	92.799	128.15	52.967	11.239	44510.
Check ?	Chk Pass	Chk Pass	Chk Pass	Chk Pass	Chk Pass	Chk Pass	Chk Pass	Chk Pass
High Limit								
Low Limit								

Elem	Co2286	Cr2677	Cu3273	Fe2599	K_7664	Li6707	Mg2790	Mn2576
IS Ref	(In2306)	(Y_3600)	(Y_3600)	(Y_3710)	(Y_3710)	(Y_3710)	(Y_3710)	(Y_3600)
Units	ppb	ppb	ppb	ppb	ppb	ppb	ppb	ppb
Avg	-.15963	.14462	1.3291	4.2457	49.042	-.97299	-18.122	-.03992
Stddev	.17768	.07622	.3050	.9724	23.046	1.9293	2.876	.01107
%RSD	111.31	52.705	22.948	22.902	46.993	198.29	15.870	27.740
Check ?	Chk Pass	Chk Pass	Chk Pass	Chk Pass	Chk Pass	Chk Pass	Chk Pass	Chk Pass
High Limit								
Low Limit								

Elem	Mo2020	Na5895	Ni2316	Pb2203	Sb2175	Se1960	Sn1899	Ti3372
IS Ref	(Y_2243)	(Y_3710)	(In2306)	(Y_2243)	(Y_2243)	(Y_2243)	(In2306)	(Y_3600)
Units	ppb	ppb	ppb	ppb	ppb	ppb	ppb	ppb
Avg	.77550	108.98	.36995	-.07975	2.762	-1.5607	.43384	1.0299
Stddev	.04591	8.64	.25266	1.1955	1.213	.6257	.22561	.1366
%RSD	5.9202	7.9279	68.297	1499.0	43.92	40.093	52.002	13.267
Check ?	Chk Pass	Chk Pass	Chk Pass	Chk Pass	Chk Pass	Chk Pass	Chk Pass	Chk Pass
High Limit								
Low Limit								

PDF created with pdfFactory Pro trial version www.pdffactory.com

Sample Name: CCB Acquired: 7/26/2016 19:50:03 Type: QC
Method: ICP I9 Method 200.7-6010(v136) Mode: CONC Corr. Factor: 1.000000
User: analyst Custom ID1: Custom ID2: Custom ID3:
Comment:

Elem	Tl1908	V_2908	Zn2062	Si2516	Sr3464
IS Ref	(In2306)	(Y_3710)	(In2306)	(Y_3710)	(Y_3710)
Units	ppb	ppb	ppb	ppb	ppb
Avg	-.13231	-1.2953	.08875	4.5725	4.4223
Stddev	1.4055	1.7350	.02026	7.4811	2.9302
%RSD	1062.3	133.94	22.825	163.61	66.259
Check ?	Chk Pass	Chk Pass	Chk Pass	Chk Pass	Chk Pass
High Limit					
Low Limit					

Int. Std.	In2306	Y_2243	Y_3600	Y_3710
Units	Cts/S	Cts/S	Cts/S	Cts/S
Avg	6053.0	4535.0	66177.	7140.5
Stddev	2.5	6.2	66.	36.8
%RSD	.04194	.13753	.09930	.51547

PDF created with pdfFactory Pro trial version www.pdffactory.com

Sample Name: 240-67520-g-4-a Acquired: 7/26/2016 19:54:14 Type: Unk
Method: ICP I9 Method 200.7-6010(v136) Mode: CONC Corr. Factor: 1.000000
User: analyst Custom ID1: Custom ID2: Custom ID3:
Comment:

Elem	Ag3280	Al3082	As1890	B_1826	Ba4554	Be3130
IS Ref	(Y_3600)	(Y_3710)	(Y_2243)	(Y_2243)	(Y_3710)	(Y_3710)
Units	ppb	ppb	ppb	ppb	ppb	ppb
Avg	-.41225	13.415	2.4534	.07075	338.90	-.06687
Stddev	.02664	1.543	1.8333	.73337	.21	.05271
%RSD	6.4624	11.502	74.724	1036.6	.06201	78.823
Check ?	Chk Pass	Chk Pass	Chk Pass	Chk Pass	Chk Pass	Chk Pass
High Limit						
Low Limit						

Elem	Ca3179	Cd2288	Co2286	Cr2677	Cu3273	Fe2599
IS Ref	(Y_3710)	(Y_2243)	(In2306)	(Y_3600)	(Y_3600)	(Y_3710)
Units	ppb	ppb	ppb	ppb	ppb	ppb
Avg	F 1003500.	.0907	.22455	1.4871	5.9007	.91661
Stddev	12779.	.0079	.08063	.3151	.7441	1.7677
%RSD	1.2734	8.711	35.908	21.192	12.611	192.85
Check ?	Chk Fail	Chk Pass	Chk Pass	Chk Pass	Chk Pass	Chk Pass
High Limit	800000.					
Low Limit	-500000.					

Elem	K_7664	Li6707	Mg2790	Mn2576	Mo2020	Na5895
IS Ref	(Y_3710)	(Y_3710)	(Y_3710)	(Y_3600)	(Y_2243)	(Y_3710)
Units	ppb	ppb	ppb	ppb	ppb	ppb
Avg	5174.2	56.258	-.15278	.77481	2.1862	19580.
Stddev	42.7	1.626	12.370	.01519	.1443	9.
%RSD	.82538	2.8907	8096.7	1.9599	6.5998	.04524
Check ?	Chk Pass	Chk Pass	Chk Pass	Chk Pass	Chk Pass	Chk Pass
High Limit						
Low Limit						

PDF created with pdfFactory Pro trial version www.pdffactory.com

Sample Name: 240-67520-g-4-a Acquired: 7/26/2016 19:54:14 Type: Unk
Method: ICP I9 Method 200.7-6010(v136) Mode: CONC Corr. Factor: 1.000000
User: analyst Custom ID1: Custom ID2: Custom ID3:
Comment:

Elem	Ni2316	Pb2203	Sb2175	Se1960	Sn1899	Ti3372
IS Ref	(In2306)	(Y_2243)	(Y_2243)	(Y_2243)	(In2306)	(Y_3600)
Units	ppb	ppb	ppb	ppb	ppb	ppb
Avg	6.1522	5.6078	-4.693	2.1184	-.29009	-3.0445
Stddev	.7145	1.0246	2.528	.5806	.48632	.1692
%RSD	11.614	18.271	53.86	27.407	167.64	5.5590
Check ?	Chk Pass	Chk Pass	Chk Pass	Chk Pass	Chk Pass	Chk Pass
High Limit						
Low Limit						

Elem	Tl1908	V_2908	Zn2062	Si2516	Sr3464
IS Ref	(In2306)	(Y_3710)	(In2306)	(Y_3710)	(Y_3710)
Units	ppb	ppb	ppb	ppb	ppb
Avg	4.0065	-2.9566	2.2104	98.613	8185.7
Stddev	1.1684	1.9453	.1525	4.266	8.6
%RSD	29.163	65.796	6.8970	4.3255	.10517
Check ?	Chk Pass	Chk Pass	Chk Pass	Chk Pass	Chk Pass
High Limit					
Low Limit					

Int. Std.	In2306	Y_2243	Y_3600	Y_3710
Units	Cts/S	Cts/S	Cts/S	Cts/S
Avg	4942.4	4063.9	58566.	6994.1
Stddev	5.7	2.8	127.	16.0
%RSD	.11465	.06901	.21625	.22930
Check ?	Chk Pass	Chk Pass	Chk Pass	Chk Pass
Value	85.021%	92.675%	93.679%	97.630%
Range				

PDF created with pdfFactory Pro trial version www.pdffactory.com

Sample Name: 240-67520-d-5-a Acquired: 7/26/2016 19:58:30 Type: Unk
Method: ICP I9 Method 200.7-6010(v136) Mode: CONC Corr. Factor: 1.000000
User: analyst Custom ID1: Custom ID2: Custom ID3:
Comment:

Elem	Ag3280	Al3082	As1890	B_1826	Ba4554	Be3130
IS Ref	(Y_3600)	(Y_3710)	(Y_2243)	(Y_2243)	(Y_3710)	(Y_3710)
Units	ppb	ppb	ppb	ppb	ppb	ppb
Avg	-.52391	16.442	2.9207	3.7222	174.37	-.12519
Stddev	.07680	9.133	1.4315	.1263	.15	.07111
%RSD	14.659	55.546	49.011	3.3921	.08490	56.804
Check ?	Chk Pass	Chk Pass	Chk Pass	Chk Pass	Chk Pass	Chk Pass
High Limit						
Low Limit						

Elem	Ca3179	Cd2288	Co2286	Cr2677	Cu3273	Fe2599
IS Ref	(Y_3710)	(Y_2243)	(In2306)	(Y_3600)	(Y_3600)	(Y_3710)
Units	ppb	ppb	ppb	ppb	ppb	ppb
Avg	F 935230.	.2359	.03677	4.3165	12.686	9.6189
Stddev	3200.	.0694	.24073	.0828	.373	1.3228
%RSD	.34213	29.41	654.64	1.9190	2.9405	13.752
Check ?	Chk Fail	Chk Pass	Chk Pass	Chk Pass	Chk Pass	Chk Pass
High Limit	800000.					
Low Limit	-500000.					

Elem	K_7664	Li6707	Mg2790	Mn2576	Mo2020	Na5895
IS Ref	(Y_3710)	(Y_3710)	(Y_3710)	(Y_3600)	(Y_2243)	(Y_3710)
Units	ppb	ppb	ppb	ppb	ppb	ppb
Avg	13752.	92.822	5.4485	7.0847	1.4271	25081.
Stddev	37.	.277	17.036	.0439	.2999	52.
%RSD	.26943	.29810	312.68	.61889	21.012	.20662
Check ?	Chk Pass	Chk Pass	Chk Pass	Chk Pass	Chk Pass	Chk Pass
High Limit						
Low Limit						

PDF created with pdfFactory Pro trial version www.pdffactory.com

Sample Name: 240-67520-d-5-a Acquired: 7/26/2016 19:58:30 Type: Unk
Method: ICP I9 Method 200.7-6010(v136) Mode: CONC Corr. Factor: 1.000000
User: analyst Custom ID1: Custom ID2: Custom ID3:
Comment:

Elem	Ni2316	Pb2203	Sb2175	Se1960	Sn1899	Ti3372
IS Ref	(In2306)	(Y_2243)	(Y_2243)	(Y_2243)	(In2306)	(Y_3600)
Units	ppb	ppb	ppb	ppb	ppb	ppb
Avg	5.9950	5.5569	2.273	1.0801	2.5248	-2.8279
Stddev	.1976	.6843	3.659	2.3716	.5617	.2888
%RSD	3.2967	12.314	161.0	219.58	22.249	10.213
Check ?	Chk Pass	Chk Pass	Chk Pass	Chk Pass	Chk Pass	Chk Pass
High Limit						
Low Limit						

Elem	Tl1908	V_2908	Zn2062	Si2516	Sr3464
IS Ref	(In2306)	(Y_3710)	(In2306)	(Y_3710)	(Y_3710)
Units	ppb	ppb	ppb	ppb	ppb
Avg	3.1683	-5.2738	177.71	127.59	7473.9
Stddev	1.3369	1.7553	3.77	2.09	13.5
%RSD	42.197	33.283	2.1186	1.6369	.18084
Check ?	Chk Pass	Chk Pass	Chk Pass	Chk Pass	Chk Pass
High Limit					
Low Limit					

Int. Std.	In2306	Y_2243	Y_3600	Y_3710
Units	Cts/S	Cts/S	Cts/S	Cts/S
Avg	4932.3	4057.4	58383.	6983.1
Stddev	15.5	4.5	130.	6.1
%RSD	.31329	.10985	.22311	.08792
Check ?	Chk Pass	Chk Pass	Chk Pass	Chk Pass
Value	84.848%	92.527%	93.386%	97.475%
Range				

PDF created with pdfFactory Pro trial version www.pdffactory.com

Sample Name: mb 240-239608/1-a Acquired: 7/26/2016 20:02:44 Type: QC
Method: ICP I9 Method 200.7-6010(v136) Mode: CONC Corr. Factor: 1.000000
User: analyst Custom ID1: Custom ID2: Custom ID3:
Comment:

Elem	Ag3280	Al3082	As1890	B_1826	Ba4554	Be3130	Ca3179	Cd2288
IS Ref	(Y_3600)	(Y_3710)	(Y_2243)	(Y_2243)	(Y_3710)	(Y_3710)	(Y_3710)	(Y_2243)
Units	ppb	ppb	ppb	ppb	ppb	ppb	ppb	ppb
Avg	.37146	-9.3924	-.71303	-6.7007	-.14217	-.16638	112.08	-.0552
Stddev	.58423	.3063	1.5000	.2025	.10161	.02551	24.16	.1057
%RSD	157.28	3.2612	210.38	3.0215	71.474	15.333	21.558	191.4
Check ?	Chk Pass	Chk Pass	Chk Pass	Chk Pass	Chk Pass	Chk Pass	Chk Pass	Chk Pass
High Limit								
Low Limit								

Elem	Co2286	Cr2677	Cu3273	Fe2599	K_7664	Li6707	Mg2790	Mn2576
IS Ref	(In2306)	(Y_3600)	(Y_3600)	(Y_3710)	(Y_3710)	(Y_3710)	(Y_3710)	(Y_3600)
Units	ppb	ppb	ppb	ppb	ppb	ppb	ppb	ppb
Avg	-.24750	.12616	1.8654	1.3629	40.518	-2.1334	-15.379	.12084
Stddev	.24487	.23437	.3181	.7870	17.031	2.1993	19.612	.02540
%RSD	98.937	185.77	17.051	57.747	42.032	103.09	127.52	21.023
Check ?	Chk Pass	Chk Pass	Chk Pass	Chk Pass	Chk Pass	Chk Pass	Chk Pass	Chk Pass
High Limit								
Low Limit								

Elem	Mo2020	Na5895	Ni2316	Pb2203	Sb2175	Se1960	Sn1899	Ti3372
IS Ref	(Y_2243)	(Y_3710)	(In2306)	(Y_2243)	(Y_2243)	(Y_2243)	(In2306)	(Y_3600)
Units	ppb	ppb	ppb	ppb	ppb	ppb	ppb	ppb
Avg	-2.9337	90.206	.21161	-.07497	1.355	1.0100	-.68532	-.92040
Stddev	.0808	2.209	.39567	.19271	1.380	1.0880	.43958	.20474
%RSD	2.7534	2.4488	186.98	257.07	101.8	107.72	64.142	22.245
Check ?	Chk Pass	Chk Pass	Chk Pass	Chk Pass	Chk Pass	Chk Pass	Chk Pass	Chk Pass
High Limit								
Low Limit								

PDF created with pdfFactory Pro trial version www.pdffactory.com

Sample Name: mb 240-239608/1-a Acquired: 7/26/2016 20:02:44 Type: QC
Method: ICP I9 Method 200.7-6010(v136) Mode: CONC Corr. Factor: 1.000000
User: analyst Custom ID1: Custom ID2: Custom ID3:
Comment:

Elem	Tl1908	V_2908	Zn2062	Si2516	Sr3464
IS Ref	(In2306)	(Y_3710)	(In2306)	(Y_3710)	(Y_3710)
Units	ppb	ppb	ppb	ppb	ppb
Avg	-.29974	-1.0621	-.15528	110.00	-2.4008
Stddev	.57024	2.6255	.12830	8.12	.4678
%RSD	190.25	247.20	82.626	7.3793	19.487
Check ?	Chk Pass	Chk Pass	Chk Pass	Chk Pass	Chk Pass
High Limit					
Low Limit					

Int. Std.	In2306	Y_2243	Y_3600	Y_3710
Units	Cts/S	Cts/S	Cts/S	Cts/S
Avg	6125.2	4593.3	67472.	7346.9
Stddev	7.2	3.2	14.	20.3
%RSD	.11786	.06917	.02048	.27607

PDF created with pdfFactory Pro trial version www.pdffactory.com

Sample Name: lcs 240-239608/2-a Acquired: 7/26/2016 20:06:53 Type: QC
Method: ICP I9 Method 200.7-6010(v136) Mode: CONC Corr. Factor: 1.000000
User: analyst Custom ID1: Custom ID2: Custom ID3:
Comment:

Elem	Ag3280	Al3082	As1890	B_1826	Ba4554	Be3130	Ca3179	Cd2288
IS Ref	(Y_3600)	(Y_3710)	(Y_2243)	(Y_2243)	(Y_3710)	(Y_3710)	(Y_3710)	(Y_2243)
Units	ppb	ppb	ppb	ppb	ppb	ppb	ppb	ppb
Avg	52.384	1839.3	2005.4	1051.7	1948.9	52.111	49686.	48.13
Stddev	.143	14.2	6.5	4.4	1.8	.172	119.	.30
%RSD	.27339	.77121	.32347	.41641	.09056	.32921	.23896	.6278
Check ?	Chk Pass	Chk Pass	Chk Pass	Chk Pass	Chk Pass	Chk Pass	Chk Pass	Chk Pass
Value								
Range								

Elem	Co2286	Cr2677	Cu3273	Fe2599	K_7664	Li6707	Mg2790	Mn2576
IS Ref	(In2306)	(Y_3600)	(Y_3600)	(Y_3710)	(Y_3710)	(Y_3710)	(Y_3710)	(Y_3600)
Units	ppb	ppb	ppb	ppb	ppb	ppb	ppb	ppb
Avg	469.64	184.68	253.40	928.37	49039.	939.86	46053.	440.71
Stddev	1.48	.12	.77	4.00	118.	2.78	141.	.41
%RSD	.31431	.06487	.30572	.43095	.24073	.29584	.30593	.09268
Check ?	Chk Pass	Chk Pass	Chk Pass	Chk Pass	Chk Pass	Chk Pass	Chk Pass	Chk Pass
Value								
Range								

Elem	Mo2020	Na5895	Ni2316	Pb2203	Sb2175	Se1960	Sn1899	Ti3372
IS Ref	(Y_2243)	(Y_3710)	(In2306)	(Y_2243)	(Y_2243)	(Y_2243)	(In2306)	(Y_3600)
Units	ppb	ppb	ppb	ppb	ppb	ppb	ppb	ppb
Avg	923.31	51086.	487.17	460.58	514.5	2045.0	1927.9	975.21
Stddev	6.23	86.	2.35	.98	2.7	10.8	11.4	1.60
%RSD	.67478	.16845	.48214	.21312	.5256	.53033	.59188	.16422
Check ?	Chk Pass	Chk Pass	Chk Pass	Chk Pass	Chk Pass	Chk Pass	Chk Pass	Chk Pass
Value								
Range								

PDF created with pdfFactory Pro trial version www.pdffactory.com

Sample Name: lcs 240-239608/2-a Acquired: 7/26/2016 20:06:53 Type: QC
Method: ICP I9 Method 200.7-6010(v136) Mode: CONC Corr. Factor: 1.000000
User: analyst Custom ID1: Custom ID2: Custom ID3:
Comment:

Elem	Tl1908	V_2908	Zn2062	Si2516	Sr3464
IS Ref	(In2306)	(Y_3710)	(In2306)	(Y_3710)	(Y_3710)
Units	ppb	ppb	ppb	ppb	ppb
Avg	1842.7	475.19	492.87	1074.0	994.15
Stddev	13.8	3.86	1.70	22.0	5.04
%RSD	.74830	.81332	.34498	2.0507	.50732
Check ?	Chk Pass	Chk Pass	Chk Pass	Chk Pass	Chk Pass
Value					
Range					

Int. Std.	In2306	Y_2243	Y_3600	Y_3710
Units	Cts/S	Cts/S	Cts/S	Cts/S
Avg	5518.6	4384.0	63241.	7197.5
Stddev	7.1	2.6	10.	29.4
%RSD	.12810	.05946	.01556	.40864

PDF created with pdfFactory Pro trial version www.pdffactory.com

Sample Name: 240-67468-e-1-a Acquired: 7/26/2016 20:10:35 Type: Unk
Method: ICP I9 Method 200.7-6010(v136) Mode: CONC Corr. Factor: 1.000000
User: analyst Custom ID1: Custom ID2: Custom ID3:
Comment:

Elem	Ag3280	Al3082	As1890	B_1826	Ba4554	Be3130	Ca3179
IS Ref	(Y_3600)	(Y_3710)	(Y_2243)	(Y_2243)	(Y_3710)	(Y_3710)	(Y_3710)
Units	ppb	ppb	ppb	ppb	ppb	ppb	ppb
Avg	.33221	696.41	2.6484	143.67	90.574	-.11160	320740.
Stddev	.24795	22.84	.8421	3.00	.173	.07861	3116.
%RSD	74.638	3.2798	31.796	2.0854	.19059	70.436	.97157
Check ?	Chk Pass	Chk Pass	Chk Pass	Chk Pass	Chk Pass	Chk Pass	Chk Pass
High Limit							
Low Limit							

Elem	Cd2288	Co2286	Cr2677	Cu3273	Fe2599	K_7664	Li6707
IS Ref	(Y_2243)	(In2306)	(Y_3600)	(Y_3600)	(Y_3710)	(Y_3710)	(Y_3710)
Units	ppb	ppb	ppb	ppb	ppb	ppb	ppb
Avg	.2166	.14573	3.2219	7.7194	723.58	7279.9	19.615
Stddev	.1385	.16527	.2015	.2737	6.95	57.7	.459
%RSD	63.95	113.41	6.2529	3.5458	.96032	.79276	2.3406
Check ?	Chk Pass	Chk Pass	Chk Pass	Chk Pass	Chk Pass	Chk Pass	Chk Pass
High Limit							
Low Limit							

Elem	Mg2790	Mn2576	Mo2020	Na5895	Ni2316	Pb2203	Sb2175
IS Ref	(Y_3710)	(Y_3600)	(Y_2243)	(Y_3710)	(In2306)	(Y_2243)	(Y_2243)
Units	ppb	ppb	ppb	ppb	ppb	ppb	ppb
Avg	112030.	161.44	1.3908	92467.	5.9875	3.1719	-.4638
Stddev	97.	.22	.0950	196.	.2426	.6769	.5800
%RSD	.08677	.13632	6.8305	.21199	4.0524	21.341	125.1
Check ?	Chk Pass	Chk Pass	Chk Pass	Chk Pass	Chk Pass	Chk Pass	Chk Pass
High Limit							
Low Limit							

PDF created with pdfFactory Pro trial version www.pdffactory.com

Sample Name: 240-67468-e-1-a Acquired: 7/26/2016 20:10:35 Type: Unk
Method: ICP I9 Method 200.7-6010(v136) Mode: CONC Corr. Factor: 1.000000
User: analyst Custom ID1: Custom ID2: Custom ID3:
Comment:

Elem	Se1960	Sn1899	Ti3372	Tl1908	V_2908	Zn2062	Si2516
IS Ref	(Y_2243)	(In2306)	(Y_3600)	(In2306)	(Y_3710)	(In2306)	(Y_3710)
Units	ppb	ppb	ppb	ppb	ppb	ppb	ppb
Avg	4.0190	.17846	11.429	2.4065	-4.4031	8.4222	6574.7
Stddev	.9504	.45911	.194	.9284	2.5028	.1851	49.2
%RSD	23.648	257.26	1.6950	38.577	56.843	2.1981	.74815
Check ?	Chk Pass	Chk Pass	Chk Pass	Chk Pass	Chk Pass	Chk Pass	Chk Pass
High Limit							
Low Limit							

Elem	Sr3464
IS Ref	(Y_3710)
Units	ppb
Avg	3028.6
Stddev	18.6
%RSD	.61498
Check ?	Chk Pass
High Limit	
Low Limit	

Int. Std.	In2306	Y_2243	Y_3600	Y_3710
Units	Cts/S	Cts/S	Cts/S	Cts/S
Avg	5262.6	4221.4	60915.	7164.5
Stddev	11.3	7.4	79.	22.1
%RSD	.21474	.17636	.12921	.30903
Check ?	Chk Pass	Chk Pass	Chk Pass	Chk Pass
Value	90.531%	96.267%	97.435%	100.01%
Range				

PDF created with pdfFactory Pro trial version www.pdffactory.com

Sample Name: SD 240-67468-e-1-a@5 Acquired: 7/26/2016 20:14:47 Type: Unk
Method: ICP I9 Method 200.7-6010(v136) Mode: CONC Corr. Factor: 1.000000
User: analyst Custom ID1: Custom ID2: Custom ID3:
Comment:

Elem	Ag3280	Al3082	As1890	B_1826	Ba4554	Be3130	Ca3179	Cd2288
IS Ref	(Y_3600)	(Y_3710)	(Y_2243)	(Y_2243)	(Y_3710)	(Y_3710)	(Y_3710)	(Y_2243)
Units	ppb	ppb	ppb	ppb	ppb	ppb	ppb	ppb
Avg	.09250	159.31	-.46499	21.469	18.066	-.20958	66001.	.0845
Stddev	.44932	13.51	.94747	.875	.109	.05047	376.	.0460
%RSD	485.77	8.4797	203.76	4.0777	.60396	24.081	.56909	54.43
Check ?	Chk Pass	Chk Pass	Chk Pass	Chk Pass	Chk Pass	Chk Pass	Chk Pass	Chk Pass
High Limit								
Low Limit								

Elem	Co2286	Cr2677	Cu3273	Fe2599	K_7664	Li6707	Mg2790	Mn2576
IS Ref	(In2306)	(Y_3600)	(Y_3600)	(Y_3710)	(Y_3710)	(Y_3710)	(Y_3710)	(Y_3600)
Units	ppb	ppb	ppb	ppb	ppb	ppb	ppb	ppb
Avg	-.11894	.96954	2.6508	148.37	1449.3	1.3945	23001.	33.044
Stddev	.12697	.24040	.4106	1.29	15.7	.7781	129.	.017
%RSD	106.75	24.796	15.490	.86941	1.0863	55.795	.56258	.05271
Check ?	Chk Pass	Chk Pass	Chk Pass	Chk Pass	Chk Pass	Chk Pass	Chk Pass	Chk Pass
High Limit								
Low Limit								

Elem	Mo2020	Na5895	Ni2316	Pb2203	Sb2175	Se1960	Sn1899	Ti3372
IS Ref	(Y_2243)	(Y_3710)	(In2306)	(Y_2243)	(Y_2243)	(Y_2243)	(In2306)	(Y_3600)
Units	ppb	ppb	ppb	ppb	ppb	ppb	ppb	ppb
Avg	-2.1883	18444.	1.2686	.55539	-.5433	1.7401	-.67275	1.7348
Stddev	.2518	64.	.3480	.23663	.3142	.9102	.17045	.1347
%RSD	11.508	.34664	27.433	42.606	57.83	52.306	25.336	7.7647
Check ?	Chk Pass	Chk Pass	Chk Pass	Chk Pass	Chk Pass	Chk Pass	Chk Pass	Chk Pass
High Limit								
Low Limit								

PDF created with pdfFactory Pro trial version www.pdffactory.com

Sample Name: SD 240-67468-e-1-a@5 Acquired: 7/26/2016 20:14:47 Type: Unk
Method: ICP I9 Method 200.7-6010(v136) Mode: CONC Corr. Factor: 1.000000
User: analyst Custom ID1: Custom ID2: Custom ID3:
Comment:

Elem	Tl1908	V_2908	Zn2062	Si2516	Sr3464
IS Ref	(In2306)	(Y_3710)	(In2306)	(Y_3710)	(Y_3710)
Units	ppb	ppb	ppb	ppb	ppb
Avg	-.29661	-.79929	.86324	1293.9	618.81
Stddev	.32605	.69237	.04007	6.7	4.61
%RSD	109.92	86.623	4.6422	.52124	.74463
Check ?	Chk Pass	Chk Pass	Chk Pass	Chk Pass	Chk Pass
High Limit					
Low Limit					

Int. Std.	In2306	Y_2243	Y_3600	Y_3710
Units	Cts/S	Cts/S	Cts/S	Cts/S
Avg	5795.3	4455.0	64743.	7247.9
Stddev	12.3	9.3	73.	20.5
%RSD	.21296	.20937	.11313	.28313
Check ?	Chk Pass	Chk Pass	Chk Pass	Chk Pass
Value	99.693%	101.59%	103.56%	101.17%
Range				

PDF created with pdfFactory Pro trial version www.pdffactory.com

Sample Name: 240-67468-e-1-b ms Acquired: 7/26/2016 20:18:54 Type: Unk
Method: ICP I9 Method 200.7-6010(v136) Mode: CONC Corr. Factor: 1.000000
User: analyst Custom ID1: Custom ID2: Custom ID3:
Comment:

Elem	Ag3280	Al3082	As1890	B_1826	Ba4554	Be3130	Ca3179
IS Ref	(Y_3600)	(Y_3710)	(Y_2243)	(Y_2243)	(Y_3710)	(Y_3710)	(Y_3710)
Units	ppb	ppb	ppb	ppb	ppb	ppb	ppb
Avg	52.910	3230.3	2070.8	1213.9	2051.8	51.070	341570.
Stddev	.215	38.6	8.3	2.9	1.9	.240	3697.
%RSD	.40553	1.1943	.40062	.23824	.09168	.46921	1.0824
Check ?	Chk Pass	Chk Pass	Chk Pass	Chk Pass	Chk Pass	Chk Pass	Chk Pass
High Limit							
Low Limit							

Elem	Cd2288	Co2286	Cr2677	Cu3273	Fe2599	K_7664	Li6707
IS Ref	(Y_2243)	(In2306)	(Y_3600)	(Y_3600)	(Y_3710)	(Y_3710)	(Y_3710)
Units	ppb	ppb	ppb	ppb	ppb	ppb	ppb
Avg	48.77	470.28	183.66	257.40	1737.5	56874.	989.76
Stddev	.26	3.11	.49	2.55	6.6	244.	2.71
%RSD	.5361	.66114	.26750	.99211	.37862	.42979	.27384
Check ?	Chk Pass	Chk Pass	Chk Pass	Chk Pass	Chk Pass	Chk Pass	Chk Pass
High Limit							
Low Limit							

Elem	Mg2790	Mn2576	Mo2020	Na5895	Ni2316	Pb2203	Sb2175
IS Ref	(Y_3710)	(Y_3600)	(Y_2243)	(Y_3710)	(In2306)	(Y_2243)	(Y_2243)
Units	ppb	ppb	ppb	ppb	ppb	ppb	ppb
Avg	147480.	584.43	917.10	135050.	490.04	443.60	525.9
Stddev	361.	1.24	5.82	428.	2.63	2.79	2.8
%RSD	.24507	.21278	.63509	.31712	.53620	.62906	.5417
Check ?	Chk Pass	Chk Pass	Chk Pass	Chk Pass	Chk Pass	Chk Pass	Chk Pass
High Limit							
Low Limit							

PDF created with pdfFactory Pro trial version www.pdffactory.com

Sample Name: 240-67468-e-1-b ms Acquired: 7/26/2016 20:18:54 Type: Unk
Method: ICP I9 Method 200.7-6010(v136) Mode: CONC Corr. Factor: 1.000000
User: analyst Custom ID1: Custom ID2: Custom ID3:
Comment:

Elem	Se1960	Sn1899	Ti3372	Tl1908	V_2908	Zn2062	Si2516
IS Ref	(Y_2243)	(In2306)	(Y_3600)	(In2306)	(Y_3710)	(In2306)	(Y_3710)
Units	ppb	ppb	ppb	ppb	ppb	ppb	ppb
Avg	2101.3	1948.7	987.81	1789.9	479.20	495.83	8037.6
Stddev	10.7	9.8	2.00	15.9	1.12	3.29	58.4
%RSD	.50844	.50045	.20253	.88987	.23275	.66426	.72676
Check ?	Chk Pass	Chk Pass	Chk Pass	Chk Pass	Chk Pass	Chk Pass	Chk Pass
High Limit							
Low Limit							

Elem	Sr3464
IS Ref	(Y_3710)
Units	ppb
Avg	3748.8
Stddev	14.9
%RSD	.39722
Check ?	Chk Pass
High Limit	
Low Limit	

Int. Std.	In2306	Y_2243	Y_3600	Y_3710
Units	Cts/S	Cts/S	Cts/S	Cts/S
Avg	5078.1	4164.1	60255.	7168.2
Stddev	10.6	3.1	75.	31.5
%RSD	.20941	.07431	.12380	.44000
Check ?	Chk Pass	Chk Pass	Chk Pass	Chk Pass
Value	87.357%	94.961%	96.381%	100.06%
Range				

PDF created with pdfFactory Pro trial version www.pdffactory.com

Sample Name: 240-67468-e-1-c msd Acquired: 7/26/2016 20:22:46 Type: Unk
Method: ICP I9 Method 200.7-6010(v136) Mode: CONC Corr. Factor: 1.000000
User: analyst Custom ID1: Custom ID2: Custom ID3:
Comment:

Elem	Ag3280	Al3082	As1890	B_1826	Ba4554	Be3130	Ca3179
IS Ref	(Y_3600)	(Y_3710)	(Y_2243)	(Y_2243)	(Y_3710)	(Y_3710)	(Y_3710)
Units	ppb	ppb	ppb	ppb	ppb	ppb	ppb
Avg	55.353	3287.8	2149.3	1258.7	2131.3	52.920	358240.
Stddev	.088	22.0	15.7	7.8	5.6	.291	1904.
%RSD	.15861	.66875	.73202	.61598	.26270	.54900	.53134
Check ?	Chk Pass	Chk Pass	Chk Pass	Chk Pass	Chk Pass	Chk Pass	Chk Pass
High Limit							
Low Limit							

Elem	Cd2288	Co2286	Cr2677	Cu3273	Fe2599	K_7664	Li6707
IS Ref	(Y_2243)	(In2306)	(Y_3600)	(Y_3600)	(Y_3710)	(Y_3710)	(Y_3710)
Units	ppb	ppb	ppb	ppb	ppb	ppb	ppb
Avg	50.71	487.26	191.01	267.79	1779.5	59228.	1029.7
Stddev	.38	2.87	.21	.96	12.3	99.	1.8
%RSD	.7456	.58987	.10788	.35927	.69320	.16664	.17235
Check ?	Chk Pass	Chk Pass	Chk Pass	Chk Pass	Chk Pass	Chk Pass	Chk Pass
High Limit							
Low Limit							

Elem	Mg2790	Mn2576	Mo2020	Na5895	Ni2316	Pb2203	Sb2175
IS Ref	(Y_3710)	(Y_3600)	(Y_2243)	(Y_3710)	(In2306)	(Y_2243)	(Y_2243)
Units	ppb	ppb	ppb	ppb	ppb	ppb	ppb
Avg	154060.	605.85	951.72	140980.	507.62	458.82	547.2
Stddev	327.	2.08	9.02	27.	3.81	2.11	6.0
%RSD	.21217	.34408	.94762	.01929	.75109	.46074	1.100
Check ?	Chk Pass	Chk Pass	Chk Pass	Chk Pass	Chk Pass	Chk Pass	Chk Pass
High Limit							
Low Limit							

PDF created with pdfFactory Pro trial version www.pdffactory.com

Sample Name: 240-67468-e-1-c msd Acquired: 7/26/2016 20:22:46 Type: Unk
Method: ICP I9 Method 200.7-6010(v136) Mode: CONC Corr. Factor: 1.000000
User: analyst Custom ID1: Custom ID2: Custom ID3:
Comment:

Elem	Se1960	Sn1899	Ti3372	Tl1908	V_2908	Zn2062	Si2516
IS Ref	(Y_2243)	(In2306)	(Y_3600)	(In2306)	(Y_3710)	(In2306)	(Y_3710)
Units	ppb	ppb	ppb	ppb	ppb	ppb	ppb
Avg	2181.7	2020.5	1025.6	1848.6	491.46	512.09	8222.4
Stddev	17.2	14.9	3.0	20.1	5.18	3.19	14.2
%RSD	.78750	.73622	.28877	1.0860	1.0536	.62259	.17254
Check ?	Chk Pass	Chk Pass	Chk Pass	Chk Pass	Chk Pass	Chk Pass	Chk Pass
High Limit							
Low Limit							

Elem	Sr3464
IS Ref	(Y_3710)
Units	ppb
Avg	3891.6
Stddev	22.1
%RSD	.56754
Check ?	Chk Pass
High Limit	
Low Limit	

Int. Std.	In2306	Y_2243	Y_3600	Y_3710
Units	Cts/S	Cts/S	Cts/S	Cts/S
Avg	5073.6	4161.3	60257.	7163.8
Stddev	1.6	.6	136.	4.3
%RSD	.03124	.01472	.22613	.06054
Check ?	Chk Pass	Chk Pass	Chk Pass	Chk Pass
Value	87.279%	94.896%	96.383%	99.998%
Range				

PDF created with pdfFactory Pro trial version www.pdffactory.com

Sample Name: PDS 240-67468-e-1-a Acquired: 7/26/2016 20:26:37 Type: Unk
Method: ICP I9 Method 200.7-6010(v136) Mode: CONC Corr. Factor: 1.000000
User: analyst Custom ID1: Custom ID2: Custom ID3:
Comment:

Elem	Ag3280	Al3082	As1890	B_1826	Ba4554	Be3130	Ca3179
IS Ref	(Y_3600)	(Y_3710)	(Y_2243)	(Y_2243)	(Y_3710)	(Y_3710)	(Y_3710)
Units	ppb	ppb	ppb	ppb	ppb	ppb	ppb
Avg	53.140	2664.9	2121.8	1278.2	2135.6	53.067	365550.
Stddev	.031	1.9	6.2	4.1	1.3	.134	5653.
%RSD	.05840	.07148	.29233	.32295	.06197	.25246	1.5464
Check ?	Chk Pass	Chk Pass	Chk Pass	Chk Pass	Chk Pass	Chk Pass	Chk Pass
High Limit							
Low Limit							

Elem	Cd2288	Co2286	Cr2677	Cu3273	Fe2599	K_7664	Li6707
IS Ref	(Y_2243)	(In2306)	(Y_3600)	(Y_3600)	(Y_3710)	(Y_3710)	(Y_3710)
Units	ppb	ppb	ppb	ppb	ppb	ppb	ppb
Avg	50.86	492.38	190.16	266.15	1652.5	59988.	1047.3
Stddev	.37	2.31	.66	1.03	3.2	105.	.3
%RSD	.7364	.46986	.34475	.38591	.19201	.17554	.02638
Check ?	Chk Pass	Chk Pass	Chk Pass	Chk Pass	Chk Pass	Chk Pass	Chk Pass
High Limit							
Low Limit							

Elem	Mg2790	Mn2576	Mo2020	Na5895	Ni2316	Pb2203	Sb2175
IS Ref	(Y_3710)	(Y_3600)	(Y_2243)	(Y_3710)	(In2306)	(Y_2243)	(Y_2243)
Units	ppb	ppb	ppb	ppb	ppb	ppb	ppb
Avg	156700.	604.14	962.45	143720.	506.74	462.83	534.9
Stddev	59.	.37	6.59	182.	1.93	2.31	4.6
%RSD	.03785	.06100	.68484	.12674	.38001	.49858	.8552
Check ?	Chk Pass	Chk Pass	Chk Pass	Chk Pass	Chk Pass	Chk Pass	Chk Pass
High Limit							
Low Limit							

PDF created with pdfFactory Pro trial version www.pdffactory.com

Sample Name: PDS 240-67468-e-1-a Acquired: 7/26/2016 20:26:37 Type: Unk
Method: ICP I9 Method 200.7-6010(v136) Mode: CONC Corr. Factor: 1.000000
User: analyst Custom ID1: Custom ID2: Custom ID3:
Comment:

Elem	Se1960	Sn1899	Ti3372	Tl1908	V_2908	Zn2062	Si2516
IS Ref	(Y_2243)	(In2306)	(Y_3600)	(In2306)	(Y_3710)	(In2306)	(Y_3710)
Units	ppb	ppb	ppb	ppb	ppb	ppb	ppb
Avg	2184.5	2024.6	1004.1	1890.7	494.68	512.61	7574.0
Stddev	11.2	15.4	1.7	3.0	1.31	2.45	28.6
%RSD	.51096	.75816	.17301	.16129	.26484	.47786	.37802
Check ?	Chk Pass	Chk Pass	Chk Pass	Chk Pass	Chk Pass	Chk Pass	Chk Pass
High Limit							
Low Limit							

Elem	Sr3464
IS Ref	(Y_3710)
Units	ppb
Avg	3987.3
Stddev	14.5
%RSD	.36242
Check ?	Chk Pass
High Limit	
Low Limit	

Int. Std.	In2306	Y_2243	Y_3600	Y_3710
Units	Cts/S	Cts/S	Cts/S	Cts/S
Avg	5071.6	4155.8	60348.	7176.7
Stddev	10.3	14.1	35.	6.6
%RSD	.20263	.33913	.05822	.09186
Check ?	Chk Pass	Chk Pass	Chk Pass	Chk Pass
Value	87.244%	94.772%	96.530%	100.18%
Range				

PDF created with pdfFactory Pro trial version www.pdffactory.com

Sample Name: 190-11202-a-1-a Acquired: 7/26/2016 20:30:28 Type: Unk
Method: ICP I9 Method 200.7-6010(v136) Mode: CONC Corr. Factor: 1.000000
User: analyst Custom ID1: Custom ID2: Custom ID3:
Comment:

Elem	Ag3280	Al3082	As1890	B_1826	Ba4554	Be3130	Ca3179	Cd2288
IS Ref	(Y_3600)	(Y_3710)	(Y_2243)	(Y_2243)	(Y_3710)	(Y_3710)	(Y_3710)	(Y_2243)
Units	ppb	ppb	ppb	ppb	ppb	ppb	ppb	ppb
Avg	.24471	55.410	3.7054	10.220	15.697	-.12878	28153.	.1398
Stddev	.13609	16.257	.4828	.553	.106	.02546	175.	.1026
%RSD	55.612	29.340	13.030	5.4061	.67771	19.771	.62087	73.40
Check ?	Chk Pass	Chk Pass	Chk Pass	Chk Pass	Chk Pass	Chk Pass	Chk Pass	Chk Pass
High Limit								
Low Limit								

Elem	Co2286	Cr2677	Cu3273	Fe2599	K_7664	Li6707	Mg2790	Mn2576
IS Ref	(In2306)	(Y_3600)	(Y_3600)	(Y_3710)	(Y_3710)	(Y_3710)	(Y_3710)	(Y_3600)
Units	ppb	ppb	ppb	ppb	ppb	ppb	ppb	ppb
Avg	.11285	2.3225	36.284	15.541	1173.4	-1.2565	7433.4	.07679
Stddev	.04392	.2450	.337	1.028	44.1	1.1532	38.2	.03579
%RSD	38.920	10.551	.93007	6.6150	3.7601	91.782	.51341	46.610
Check ?	Chk Pass	Chk Pass	Chk Pass	Chk Pass	Chk Pass	Chk Pass	Chk Pass	Chk Pass
High Limit								
Low Limit								

Elem	Mo2020	Na5895	Ni2316	Pb2203	Sb2175	Se1960	Sn1899	Ti3372
IS Ref	(Y_2243)	(Y_3710)	(In2306)	(Y_2243)	(Y_2243)	(Y_2243)	(In2306)	(Y_3600)
Units	ppb	ppb	ppb	ppb	ppb	ppb	ppb	ppb
Avg	1.9825	31132.	.73552	.86802	5.049	3.0435	.52816	-.41941
Stddev	.2113	143.	.42566	1.1546	.762	2.7806	.54289	.02495
%RSD	10.657	.46038	57.872	133.02	15.10	91.363	102.79	5.9491
Check ?	Chk Pass	Chk Pass	Chk Pass	Chk Pass	Chk Pass	Chk Pass	Chk Pass	Chk Pass
High Limit								
Low Limit								

PDF created with pdfFactory Pro trial version www.pdffactory.com

Sample Name: 190-11202-a-1-a Acquired: 7/26/2016 20:30:28 Type: Unk
Method: ICP I9 Method 200.7-6010(v136) Mode: CONC Corr. Factor: 1.000000
User: analyst Custom ID1: Custom ID2: Custom ID3:
Comment:

Elem	Tl1908	V_2908	Zn2062	Si2516	Sr3464
IS Ref	(In2306)	(Y_3710)	(In2306)	(Y_3710)	(Y_3710)
Units	ppb	ppb	ppb	ppb	ppb
Avg	.43379	-3.5050	33.336	969.15	104.25
Stddev	.64696	1.7374	.311	21.26	2.41
%RSD	149.14	49.570	.93230	2.1936	2.3136
Check ?	Chk Pass	Chk Pass	Chk Pass	Chk Pass	Chk Pass
High Limit					
Low Limit					

Int. Std.	In2306	Y_2243	Y_3600	Y_3710
Units	Cts/S	Cts/S	Cts/S	Cts/S
Avg	5922.1	4540.6	66229.	7423.7
Stddev	4.7	3.7	45.	37.6
%RSD	.07895	.08123	.06821	.50689
Check ?	Chk Pass	Chk Pass	Chk Pass	Chk Pass
Value	101.88%	103.55%	105.94%	103.63%
Range				

PDF created with pdfFactory Pro trial version www.pdffactory.com

Sample Name: CCV-2609127 Acquired: 7/26/2016 20:34:36 Type: QC
Method: ICP I9 Method 200.7-6010(v136) Mode: CONC Corr. Factor: 1.000000
User: analyst Custom ID1: Custom ID2: Custom ID3:
Comment:

Elem	Ag3280	Al3082	As1890	B_1826	Ba4554	Be3130	Ca3179
IS Ref	(Y_3600)	(Y_3710)	(Y_2243)	(Y_2243)	(Y_3710)	(Y_3710)	(Y_3710)
Units	ppb	ppb	ppb	ppb	ppb	ppb	ppb
Avg	1051.3	23856.	497.33	5318.2	2027.6	2129.4	52610.
Stddev	.9	124.	2.98	18.0	1.3	6.3	208.
%RSD	.08983	.52065	.60006	.33795	.06387	.29374	.39597
Check ?	Chk Pass	Chk Pass	Chk Pass	Chk Pass	Chk Pass	Chk Pass	Chk Pass
Value							
Range							

Elem	Cd2288	Co2286	Cr2677	Cu3273	Fe2599	K_7664	Li6707
IS Ref	(Y_2243)	(In2306)	(Y_3600)	(Y_3600)	(Y_3710)	(Y_3710)	(Y_3710)
Units	ppb	ppb	ppb	ppb	ppb	ppb	ppb
Avg	517.6	1951.2	1876.5	2014.2	23547.	51228.	4916.5
Stddev	2.2	7.1	3.1	2.3	43.	132.	9.9
%RSD	.4236	.36524	.16292	.11503	.18117	.25784	.20142
Check ?	Chk Pass	Chk Pass	Chk Pass	Chk Pass	Chk Pass	Chk Pass	Chk Pass
Value							
Range							

Elem	Mg2790	Mn2576	Mo2020	Na5895	Ni2316	Pb2203	Sb2175
IS Ref	(Y_3710)	(Y_3600)	(Y_2243)	(Y_3710)	(In2306)	(Y_2243)	(Y_2243)
Units	ppb	ppb	ppb	ppb	ppb	ppb	ppb
Avg	47419.	F 1784.1	1931.9	53200.	1991.8	471.19	524.8
Stddev	136.	4.0	10.6	101.	8.3	1.62	1.9
%RSD	.28759	.22531	.54986	.18894	.41600	.34394	.3574
Check ?	Chk Pass	Chk Fail	Chk Pass	Chk Pass	Chk Pass	Chk Pass	Chk Pass
Value		2000.0					
Range		-10.500%					

PDF created with pdfFactory Pro trial version www.pdffactory.com

Sample Name: CCV-2609127 Acquired: 7/26/2016 20:34:36 Type: QC
Method: ICP I9 Method 200.7-6010(v136) Mode: CONC Corr. Factor: 1.000000
User: analyst Custom ID1: Custom ID2: Custom ID3:
Comment:

Elem	Se1960	Sn1899	Ti3372	Tl1908	V_2908	Zn2062	Si2516
IS Ref	(Y_2243)	(In2306)	(Y_3600)	(In2306)	(Y_3710)	(In2306)	(Y_3710)
Units	ppb	ppb	ppb	ppb	ppb	ppb	ppb
Avg	510.89	5025.4	4960.3	969.36	1970.6	2005.4	4781.6
Stddev	5.42	21.3	26.2	4.75	10.3	7.2	51.9
%RSD	1.0606	.42353	.52751	.49046	.52463	.35895	1.0849
Check ?	Chk Pass	Chk Pass	Chk Pass	Chk Pass	Chk Pass	Chk Pass	Chk Pass
Value							
Range							

Elem	Sr3464
IS Ref	(Y_3710)
Units	ppb
Avg	5153.0
Stddev	10.1
%RSD	.19662
Check ?	Chk Pass
Value	
Range	

Int. Std.	In2306	Y_2243	Y_3600	Y_3710
Units	Cts/S	Cts/S	Cts/S	Cts/S
Avg	5437.1	4398.8	63439.	7198.2
Stddev	5.1	6.4	167.	27.7
%RSD	.09290	.14554	.26307	.38521

PDF created with pdfFactory Pro trial version www.pdffactory.com

Sample Name: CCB Acquired: 7/26/2016 20:38:28 Type: QC
Method: ICP I9 Method 200.7-6010(v136) Mode: CONC Corr. Factor: 1.000000
User: analyst Custom ID1: Custom ID2: Custom ID3:
Comment:

Elem	Ag3280	Al3082	As1890	B_1826	Ba4554	Be3130	Ca3179	Cd2288
IS Ref	(Y_3600)	(Y_3710)	(Y_2243)	(Y_2243)	(Y_3710)	(Y_3710)	(Y_3710)	(Y_2243)
Units	ppb	ppb	ppb	ppb	ppb	ppb	ppb	ppb
Avg	.17827	1.0319	-.56641	-2.6843	.04304	-.05379	1.5926	-.0290
Stddev	.07664	26.811	.56698	.7911	.23549	.05269	.7588	.0868
%RSD	42.991	2598.2	100.10	29.471	547.20	97.959	47.643	299.8
Check ?	Chk Pass	Chk Pass	Chk Pass	Chk Pass	Chk Pass	Chk Pass	Chk Pass	Chk Pass
High Limit								
Low Limit								

Elem	Co2286	Cr2677	Cu3273	Fe2599	K_7664	Li6707	Mg2790	Mn2576
IS Ref	(In2306)	(Y_3600)	(Y_3600)	(Y_3710)	(Y_3710)	(Y_3710)	(Y_3710)	(Y_3600)
Units	ppb	ppb	ppb	ppb	ppb	ppb	ppb	ppb
Avg	-.14444	-.06293	1.5984	2.1903	38.678	-1.5695	-2.7381	-.14113
Stddev	.11899	.30012	.4344	.7796	25.698	1.3209	7.4469	.02028
%RSD	82.375	476.92	27.174	35.593	66.439	84.161	271.97	14.373
Check ?	Chk Pass	Chk Pass	Chk Pass	Chk Pass	Chk Pass	Chk Pass	Chk Pass	Chk Pass
High Limit								
Low Limit								

Elem	Mo2020	Na5895	Ni2316	Pb2203	Sb2175	Se1960	Sn1899	Ti3372
IS Ref	(Y_2243)	(Y_3710)	(In2306)	(Y_2243)	(Y_2243)	(Y_2243)	(In2306)	(Y_3600)
Units	ppb	ppb	ppb	ppb	ppb	ppb	ppb	ppb
Avg	1.0438	64.491	-.07555	-.01832	-.3093	.62954	-.21214	.80705
Stddev	.0805	7.432	.16622	.28299	.8045	1.6801	.61019	.16693
%RSD	7.7084	11.524	219.99	1544.4	260.1	266.88	287.64	20.684
Check ?	Chk Pass	Chk Pass	Chk Pass	Chk Pass	Chk Pass	Chk Pass	Chk Pass	Chk Pass
High Limit								
Low Limit								

PDF created with pdfFactory Pro trial version www.pdffactory.com

Sample Name: CCB Acquired: 7/26/2016 20:38:28 Type: QC
Method: ICP I9 Method 200.7-6010(v136) Mode: CONC Corr. Factor: 1.000000
User: analyst Custom ID1: Custom ID2: Custom ID3:
Comment:

Elem	Tl1908	V_2908	Zn2062	Si2516	Sr3464
IS Ref	(In2306)	(Y_3710)	(In2306)	(Y_3710)	(Y_3710)
Units	ppb	ppb	ppb	ppb	ppb
Avg	-.00349	-3.2153	-.84055	-3.1348	2.2981
Stddev	.32989	.8822	.08517	3.2643	5.3610
%RSD	9452.7	27.439	10.133	104.13	233.28
Check ?	Chk Pass	Chk Pass	Chk Pass	Chk Pass	Chk Pass
High Limit					
Low Limit					

Int. Std.	In2306	Y_2243	Y_3600	Y_3710
Units	Cts/S	Cts/S	Cts/S	Cts/S
Avg	6149.5	4594.8	67237.	7297.6
Stddev	.9	4.8	200.	9.2
%RSD	.01387	.10352	.29700	.12641

PDF created with pdfFactory Pro trial version www.pdffactory.com

Sample Name: 190-11204-a-1-a Acquired: 7/26/2016 20:42:39 Type: Unk
Method: ICP I9 Method 200.7-6010(v136) Mode: CONC Corr. Factor: 1.000000
User: analyst Custom ID1: Custom ID2: Custom ID3:
Comment:

Elem	Ag3280	Al3082	As1890	B_1826	Ba4554	Be3130
IS Ref	(Y_3600)	(Y_3710)	(Y_2243)	(Y_2243)	(Y_3710)	(Y_3710)
Units	ppb	ppb	ppb	ppb	ppb	ppb
Avg	-.11642	1794.7	3.4505	15297.	20.658	-.11185
Stddev	.37422	15.4	1.3684	109.	.079	.10740
%RSD	321.43	.85759	39.658	.71044	.38408	96.018
Check ?	Chk Pass	Chk Pass	Chk Pass	Chk Pass	Chk Pass	Chk Pass
High Limit						
Low Limit						

Elem	Ca3179	Cd2288	Co2286	Cr2677	Cu3273	Fe2599
IS Ref	(Y_3710)	(Y_2243)	(In2306)	(Y_3600)	(Y_3600)	(Y_3710)
Units	ppb	ppb	ppb	ppb	ppb	ppb
Avg	36741.	-.0766	1.8408	2.3858	39.425	1376.5
Stddev	161.	.1137	.3760	.2803	.911	5.8
%RSD	.43718	148.4	20.428	11.749	2.3099	.42382
Check ?	Chk Pass	Chk Pass	Chk Pass	Chk Pass	Chk Pass	Chk Pass
High Limit						
Low Limit						

Elem	K_7664	Li6707	Mg2790	Mn2576	Mo2020	Na5895
IS Ref	(Y_3710)	(Y_3710)	(Y_3710)	(Y_3600)	(Y_2243)	(Y_3710)
Units	ppb	ppb	ppb	ppb	ppb	ppb
Avg	29140.	19.226	9083.1	782.35	2.5023	F 666430.
Stddev	55.	.169	57.7	.51	.0616	10934.
%RSD	.18717	.88114	.63512	.06538	2.4598	1.6407
Check ?	Chk Pass	Chk Pass	Chk Pass	Chk Pass	Chk Pass	Chk Fail
High Limit						500000.
Low Limit						-500000.

PDF created with pdfFactory Pro trial version www.pdffactory.com

Sample Name: 190-11204-a-1-a Acquired: 7/26/2016 20:42:39 Type: Unk
Method: ICP I9 Method 200.7-6010(v136) Mode: CONC Corr. Factor: 1.000000
User: analyst Custom ID1: Custom ID2: Custom ID3:
Comment:

Elem	Ni2316	Pb2203	Sb2175	Se1960	Sn1899	Ti3372
IS Ref	(In2306)	(Y_2243)	(Y_2243)	(Y_2243)	(In2306)	(Y_3600)
Units	ppb	ppb	ppb	ppb	ppb	ppb
Avg	59.575	1.7527	2.294	2.1883	1.3187	-.26683
Stddev	1.236	.4301	2.737	.1092	.2634	.07606
%RSD	2.0738	24.538	119.3	4.9917	19.974	28.504
Check ?	Chk Pass	Chk Pass	Chk Pass	Chk Pass	Chk Pass	Chk Pass
High Limit						
Low Limit						

Elem	Tl1908	V_2908	Zn2062	Si2516	Sr3464
IS Ref	(In2306)	(Y_3710)	(In2306)	(Y_3710)	(Y_3710)
Units	ppb	ppb	ppb	ppb	ppb
Avg	2.3514	1.0313	392.32	1839.0	263.64
Stddev	.5578	2.6155	7.90	12.6	1.87
%RSD	23.722	253.62	2.0147	.68598	.71047
Check ?	Chk Pass	Chk Pass	Chk Pass	Chk Pass	Chk Pass
High Limit					
Low Limit					

Int. Std.	In2306	Y_2243	Y_3600	Y_3710
Units	Cts/S	Cts/S	Cts/S	Cts/S
Avg	5047.2	4241.0	59575.	7303.8
Stddev	7.6	5.4	124.	14.9
%RSD	.15011	.12754	.20743	.20469
Check ?	Chk Pass	Chk Pass	Chk Pass	Chk Pass
Value	86.825%	96.713%	95.293%	101.95%
Range				

PDF created with pdfFactory Pro trial version www.pdffactory.com

Sample Name: 240-67468-e-2-a Acquired: 7/26/2016 20:46:49 Type: Unk
Method: ICP I9 Method 200.7-6010(v136) Mode: CONC Corr. Factor: 1.000000
User: analyst Custom ID1: Custom ID2: Custom ID3:
Comment:

Elem	Ag3280	Al3082	As1890	B_1826	Ba4554	Be3130	Ca3179	Cd2288
IS Ref	(Y_3600)	(Y_3710)	(Y_2243)	(Y_2243)	(Y_3710)	(Y_3710)	(Y_3710)	(Y_2243)
Units	ppb	ppb	ppb	ppb	ppb	ppb	ppb	ppb
Avg	.27272	258.58	.15560	109.82	42.773	-.12351	81472.	.0722
Stddev	.29729	5.94	1.6475	2.55	.045	.03240	181.	.0587
%RSD	109.01	2.2986	1058.8	2.3208	.10629	26.233	.22262	81.23
Check ?	Chk Pass	Chk Pass	Chk Pass	Chk Pass	Chk Pass	Chk Pass	Chk Pass	Chk Pass
High Limit								
Low Limit								

Elem	Co2286	Cr2677	Cu3273	Fe2599	K_7664	Li6707	Mg2790	Mn2576
IS Ref	(In2306)	(Y_3600)	(Y_3600)	(Y_3710)	(Y_3710)	(Y_3710)	(Y_3710)	(Y_3600)
Units	ppb	ppb	ppb	ppb	ppb	ppb	ppb	ppb
Avg	1.3178	1.1830	2.6182	886.79	3950.0	23.373	27036.	1580.4
Stddev	.3067	.0708	.1164	4.21	39.1	.887	74.	1.8
%RSD	23.275	5.9829	4.4462	.47464	.98943	3.7954	.27347	.11603
Check ?	Chk Pass	Chk Pass	Chk Pass	Chk Pass	Chk Pass	Chk Pass	Chk Pass	Chk Pass
High Limit								
Low Limit								

Elem	Mo2020	Na5895	Ni2316	Pb2203	Sb2175	Se1960	Sn1899	Ti3372
IS Ref	(Y_2243)	(Y_3710)	(In2306)	(Y_2243)	(Y_2243)	(Y_2243)	(In2306)	(Y_3600)
Units	ppb	ppb	ppb	ppb	ppb	ppb	ppb	ppb
Avg	-2.0299	51645.	7.0278	1.4183	.3509	.43875	-.38462	2.9211
Stddev	.2682	145.	.3539	.3456	2.650	.85374	.51764	.3512
%RSD	13.211	.28022	5.0351	24.371	755.2	194.58	134.59	12.023
Check ?	Chk Pass	Chk Pass	Chk Pass	Chk Pass	Chk Pass	Chk Pass	Chk Pass	Chk Pass
High Limit								
Low Limit								

PDF created with pdfFactory Pro trial version www.pdffactory.com

Sample Name: 240-67468-e-2-a Acquired: 7/26/2016 20:46:49 Type: Unk
Method: ICP I9 Method 200.7-6010(v136) Mode: CONC Corr. Factor: 1.000000
User: analyst Custom ID1: Custom ID2: Custom ID3:
Comment:

Elem	Tl1908	V_2908	Zn2062	Si2516	Sr3464
IS Ref	(In2306)	(Y_3710)	(In2306)	(Y_3710)	(Y_3710)
Units	ppb	ppb	ppb	ppb	ppb
Avg	6.1949	1.6489	6.7461	3833.3	291.08
Stddev	1.2662	1.5236	.2311	18.6	.76
%RSD	20.439	92.402	3.4264	.48397	.26053
Check ?	Chk Pass	Chk Pass	Chk Pass	Chk Pass	Chk Pass
High Limit					
Low Limit					

Int. Std.	In2306	Y_2243	Y_3600	Y_3710
Units	Cts/S	Cts/S	Cts/S	Cts/S
Avg	5694.4	4444.2	64752.	7397.3
Stddev	9.3	2.6	326.	18.1
%RSD	.16263	.05835	.50334	.24490
Check ?	Chk Pass	Chk Pass	Chk Pass	Chk Pass
Value	97.959%	101.35%	103.57%	103.26%
Range				

PDF created with pdfFactory Pro trial version www.pdffactory.com

Sample Name: 240-67468-e-3-a Acquired: 7/26/2016 20:50:55 Type: Unk
Method: ICP I9 Method 200.7-6010(v136) Mode: CONC Corr. Factor: 1.000000
User: analyst Custom ID1: Custom ID2: Custom ID3:
Comment:

Elem	Ag3280	Al3082	As1890	B_1826	Ba4554	Be3130	Ca3179
IS Ref	(Y_3600)	(Y_3710)	(Y_2243)	(Y_2243)	(Y_3710)	(Y_3710)	(Y_3710)
Units	ppb	ppb	ppb	ppb	ppb	ppb	ppb
Avg	.00149	392.68	2.0093	208.09	24.833	-.20131	114800.
Stddev	.15386	2.63	2.2536	2.70	.219	.04575	408.
%RSD	10345.	.67090	112.16	1.2955	.88103	22.729	.35574
Check ?	Chk Pass	Chk Pass	Chk Pass	Chk Pass	Chk Pass	Chk Pass	Chk Pass
High Limit							
Low Limit							

Elem	Cd2288	Co2286	Cr2677	Cu3273	Fe2599	K_7664	Li6707
IS Ref	(Y_2243)	(In2306)	(Y_3600)	(Y_3600)	(Y_3710)	(Y_3710)	(Y_3710)
Units	ppb	ppb	ppb	ppb	ppb	ppb	ppb
Avg	.0052	1.6387	2.1538	3.3857	713.21	5722.3	18.910
Stddev	.0760	.0858	.1799	.2568	1.97	13.0	1.109
%RSD	1474.	5.2389	8.3507	7.5845	.27617	.22696	5.8655
Check ?	Chk Pass	Chk Pass	Chk Pass	Chk Pass	Chk Pass	Chk Pass	Chk Pass
High Limit							
Low Limit							

Elem	Mg2790	Mn2576	Mo2020	Na5895	Ni2316	Pb2203	Sb2175
IS Ref	(Y_3710)	(Y_3600)	(Y_2243)	(Y_3710)	(In2306)	(Y_2243)	(Y_2243)
Units	ppb	ppb	ppb	ppb	ppb	ppb	ppb
Avg	35228.	594.60	-1.8109	35217.	10.306	1.6900	-.3795
Stddev	92.	1.64	.0610	91.	.602	1.1881	.5236
%RSD	.26079	.27537	3.3681	.25862	5.8387	70.301	138.0
Check ?	Chk Pass	Chk Pass	Chk Pass	Chk Pass	Chk Pass	Chk Pass	Chk Pass
High Limit							
Low Limit							

PDF created with pdfFactory Pro trial version www.pdffactory.com

Sample Name: 240-67468-e-3-a Acquired: 7/26/2016 20:50:55 Type: Unk
Method: ICP I9 Method 200.7-6010(v136) Mode: CONC Corr. Factor: 1.000000
User: analyst Custom ID1: Custom ID2: Custom ID3:
Comment:

Elem	Se1960	Sn1899	Ti3372	Tl1908	V_2908	Zn2062	Si2516
IS Ref	(Y_2243)	(In2306)	(Y_3600)	(In2306)	(Y_3710)	(In2306)	(Y_3710)
Units	ppb	ppb	ppb	ppb	ppb	ppb	ppb
Avg	2.0372	-.44717	3.8026	3.0893	1.4839	3.6707	2589.1
Stddev	1.8572	.39890	.4454	.2727	2.8179	.2092	7.2
%RSD	91.167	89.206	11.713	8.8257	189.90	5.6977	.27858
Check ?	Chk Pass	Chk Pass	Chk Pass	Chk Pass	Chk Pass	Chk Pass	Chk Pass
High Limit							
Low Limit							

Elem	Sr3464
IS Ref	(Y_3710)
Units	ppb
Avg	484.98
Stddev	2.90
%RSD	.59797
Check ?	Chk Pass
High Limit	
Low Limit	

Int. Std.	In2306	Y_2243	Y_3600	Y_3710
Units	Cts/S	Cts/S	Cts/S	Cts/S
Avg	5676.9	4435.6	64331.	7363.0
Stddev	6.5	9.8	111.	23.6
%RSD	.11478	.22084	.17232	.32080
Check ?	Chk Pass	Chk Pass	Chk Pass	Chk Pass
Value	97.657%	101.15%	102.90%	102.78%
Range				

PDF created with pdfFactory Pro trial version www.pdffactory.com

Sample Name: 240-67468-e-4-a Acquired: 7/26/2016 20:55:00 Type: Unk
Method: ICP I9 Method 200.7-6010(v136) Mode: CONC Corr. Factor: 1.000000
User: analyst Custom ID1: Custom ID2: Custom ID3:
Comment:

Elem	Ag3280	Al3082	As1890	B_1826	Ba4554	Be3130	Ca3179	Cd2288
IS Ref	(Y_3600)	(Y_3710)	(Y_2243)	(Y_2243)	(Y_3710)	(Y_3710)	(Y_3710)	(Y_2243)
Units	ppb	ppb	ppb	ppb	ppb	ppb	ppb	ppb
Avg	-.22570	744.22	1.3781	93.508	32.375	-.21813	94776.	.0944
Stddev	.22979	4.20	.3251	1.688	.049	.12926	304.	.0493
%RSD	101.81	.56493	23.588	1.8047	.15114	59.259	.32065	52.22
Check ?	Chk Pass	Chk Pass	Chk Pass	Chk Pass	Chk Pass	Chk Pass	Chk Pass	Chk Pass
High Limit								
Low Limit								

Elem	Co2286	Cr2677	Cu3273	Fe2599	K_7664	Li6707	Mg2790	Mn2576
IS Ref	(In2306)	(Y_3600)	(Y_3600)	(Y_3710)	(Y_3710)	(Y_3710)	(Y_3710)	(Y_3600)
Units	ppb	ppb	ppb	ppb	ppb	ppb	ppb	ppb
Avg	.67206	2.9151	7.7317	827.61	4226.3	22.995	29829.	420.28
Stddev	.16522	.0286	.0952	1.83	18.1	2.438	125.	1.53
%RSD	24.583	.98056	1.2313	.22142	.42848	10.603	.41830	.36306
Check ?	Chk Pass	Chk Pass	Chk Pass	Chk Pass	Chk Pass	Chk Pass	Chk Pass	Chk Pass
High Limit								
Low Limit								

Elem	Mo2020	Na5895	Ni2316	Pb2203	Sb2175	Se1960	Sn1899	Ti3372
IS Ref	(Y_2243)	(Y_3710)	(In2306)	(Y_2243)	(Y_2243)	(Y_2243)	(In2306)	(Y_3600)
Units	ppb	ppb	ppb	ppb	ppb	ppb	ppb	ppb
Avg	-2.2009	44558.	6.2501	2.6455	-1.019	.38821	.28903	9.4600
Stddev	.1964	120.	.5184	1.7824	1.108	1.9843	.43250	1.0364
%RSD	8.9216	.26822	8.2938	67.376	108.8	511.15	149.64	10.955
Check ?	Chk Pass	Chk Pass	Chk Pass	Chk Pass	Chk Pass	Chk Pass	Chk Pass	Chk Pass
High Limit								
Low Limit								

PDF created with pdfFactory Pro trial version www.pdffactory.com

Sample Name: 240-67468-e-4-a Acquired: 7/26/2016 20:55:00 Type: Unk
Method: ICP I9 Method 200.7-6010(v136) Mode: CONC Corr. Factor: 1.000000
User: analyst Custom ID1: Custom ID2: Custom ID3:
Comment:

Elem	Tl1908	V_2908	Zn2062	Si2516	Sr3464
IS Ref	(In2306)	(Y_3710)	(In2306)	(Y_3710)	(Y_3710)
Units	ppb	ppb	ppb	ppb	ppb
Avg	2.0587	1.3308	13.489	3916.4	337.11
Stddev	.5744	.9103	.308	14.7	2.29
%RSD	27.900	68.399	2.2803	.37597	.68068
Check ?	Chk Pass	Chk Pass	Chk Pass	Chk Pass	Chk Pass
High Limit					
Low Limit					

Int. Std.	In2306	Y_2243	Y_3600	Y_3710
Units	Cts/S	Cts/S	Cts/S	Cts/S
Avg	5700.8	4447.4	64246.	7393.3
Stddev	5.6	1.9	163.	16.2
%RSD	.09759	.04338	.25358	.21870
Check ?	Chk Pass	Chk Pass	Chk Pass	Chk Pass
Value	98.068%	101.42%	102.76%	103.20%
Range				

PDF created with pdfFactory Pro trial version www.pdffactory.com

Sample Name: 240-67491-d-1-a Acquired: 7/26/2016 20:59:06 Type: Unk
Method: ICP I9 Method 200.7-6010(v136) Mode: CONC Corr. Factor: 1.000000
User: analyst Custom ID1: Custom ID2: Custom ID3:
Comment:

Elem	Ag3280	Al3082	As1890	B_1826	Ba4554	Be3130	Ca3179
IS Ref	(Y_3600)	(Y_3710)	(Y_2243)	(Y_2243)	(Y_3710)	(Y_3710)	(Y_3710)
Units	ppb	ppb	ppb	ppb	ppb	ppb	ppb
Avg	.08374	-12.281	3.1519	355.76	80.789	-.21622	137500.
Stddev	.42627	16.770	.6760	2.74	.808	.06902	652.
%RSD	509.02	136.56	21.448	.76927	1.00000	31.921	.47387
Check ?	Chk Pass	Chk Pass	Chk Pass	Chk Pass	Chk Pass	Chk Pass	Chk Pass
High Limit							
Low Limit							

Elem	Cd2288	Co2286	Cr2677	Cu3273	Fe2599	K_7664	Li6707
IS Ref	(Y_2243)	(In2306)	(Y_3600)	(Y_3600)	(Y_3710)	(Y_3710)	(Y_3710)
Units	ppb	ppb	ppb	ppb	ppb	ppb	ppb
Avg	-.0292	.35306	.86208	2.9637	21.531	10638.	10.523
Stddev	.0577	.07317	.18546	.9975	.473	40.	1.640
%RSD	197.9	20.726	21.513	33.658	2.1986	.37606	15.579
Check ?	Chk Pass	Chk Pass	Chk Pass	Chk Pass	Chk Pass	Chk Pass	Chk Pass
High Limit							
Low Limit							

Elem	Mg2790	Mn2576	Mo2020	Na5895	Ni2316	Pb2203	Sb2175
IS Ref	(Y_3710)	(Y_3600)	(Y_2243)	(Y_3710)	(In2306)	(Y_2243)	(Y_2243)
Units	ppb	ppb	ppb	ppb	ppb	ppb	ppb
Avg	42299.	171.40	-1.0513	263350.	2.8646	.56170	-.0933
Stddev	271.	.28	.1643	3906.	.4414	1.4275	.7021
%RSD	.64137	.16534	15.627	1.4831	15.409	254.14	752.5
Check ?	Chk Pass	Chk Pass	Chk Pass	Chk Pass	Chk Pass	Chk Pass	Chk Pass
High Limit							
Low Limit							

PDF created with pdfFactory Pro trial version www.pdffactory.com

Sample Name: 240-67491-d-1-a Acquired: 7/26/2016 20:59:06 Type: Unk
Method: ICP I9 Method 200.7-6010(v136) Mode: CONC Corr. Factor: 1.000000
User: analyst Custom ID1: Custom ID2: Custom ID3:
Comment:

Elem	Se1960	Sn1899	Ti3372	Tl1908	V_2908	Zn2062	Si2516
IS Ref	(Y_2243)	(In2306)	(Y_3600)	(In2306)	(Y_3710)	(In2306)	(Y_3710)
Units	ppb	ppb	ppb	ppb	ppb	ppb	ppb
Avg	.72167	-.80761	-.89283	1.5125	-5.1243	45.250	5093.0
Stddev	1.5310	.11033	.10037	.9923	3.3478	.269	41.2
%RSD	212.15	13.662	11.242	65.607	65.331	.59372	.80884
Check ?	Chk Pass	Chk Pass	Chk Pass	Chk Pass	Chk Pass	Chk Pass	Chk Pass
High Limit							
Low Limit							

Elem	Sr3464
IS Ref	(Y_3710)
Units	ppb
Avg	602.63
Stddev	7.11
%RSD	1.1799
Check ?	Chk Pass
High Limit	
Low Limit	

Int. Std.	In2306	Y_2243	Y_3600	Y_3710
Units	Cts/S	Cts/S	Cts/S	Cts/S
Avg	5312.1	4301.4	61319.	7312.4
Stddev	.8	4.9	138.	26.8
%RSD	.01510	.11403	.22575	.36689
Check ?	Chk Pass	Chk Pass	Chk Pass	Chk Pass
Value	91.381%	98.091%	98.083%	102.07%
Range				

PDF created with pdfFactory Pro trial version www.pdffactory.com

Sample Name: 240-67540-p-4-d Acquired: 7/26/2016 21:03:18 Type: Unk
Method: ICP I9 Method 200.7-6010(v136) Mode: CONC Corr. Factor: 1.000000
User: analyst Custom ID1: Custom ID2: Custom ID3:
Comment:

Elem	Ag3280	Al3082	As1890	B_1826	Ba4554	Be3130	Ca3179
IS Ref	(Y_3600)	(Y_3710)	(Y_2243)	(Y_2243)	(Y_3710)	(Y_3710)	(Y_3710)
Units	ppb	ppb	ppb	ppb	ppb	ppb	ppb
Avg	-.46017	19.939	32.734	287.97	279.76	-.13471	114000.
Stddev	.42622	18.437	1.056	1.97	.03	.03600	182.
%RSD	92.621	92.466	3.2251	.68371	.01118	26.721	.15940
Check ?	Chk Pass	Chk Pass	Chk Pass	Chk Pass	Chk Pass	Chk Pass	Chk Pass
High Limit							
Low Limit							

Elem	Cd2288	Co2286	Cr2677	Cu3273	Fe2599	K_7664	Li6707
IS Ref	(Y_2243)	(In2306)	(Y_3600)	(Y_3600)	(Y_3710)	(Y_3710)	(Y_3710)
Units	ppb	ppb	ppb	ppb	ppb	ppb	ppb
Avg	.0206	-.15588	.56335	1.6373	5.0414	1898.3	10.917
Stddev	.1238	.29955	.03788	.5881	1.4722	30.8	1.142
%RSD	599.5	192.17	6.7239	35.923	29.203	1.6234	10.463
Check ?	Chk Pass	Chk Pass	Chk Pass	Chk Pass	Chk Pass	Chk Pass	Chk Pass
High Limit							
Low Limit							

Elem	Mg2790	Mn2576	Mo2020	Na5895	Ni2316	Pb2203	Sb2175
IS Ref	(Y_3710)	(Y_3600)	(Y_2243)	(Y_3710)	(In2306)	(Y_2243)	(Y_2243)
Units	ppb	ppb	ppb	ppb	ppb	ppb	ppb
Avg	33333.	39.598	64.484	55634.	2.5807	.11327	-.2072
Stddev	206.	.179	.779	95.	.6157	1.4875	2.042
%RSD	.61683	.45317	1.2087	.17131	23.858	1313.3	985.6
Check ?	Chk Pass	Chk Pass	Chk Pass	Chk Pass	Chk Pass	Chk Pass	Chk Pass
High Limit							
Low Limit							

PDF created with pdfFactory Pro trial version www.pdffactory.com

Sample Name: 240-67540-p-4-d Acquired: 7/26/2016 21:03:18 Type: Unk
Method: ICP I9 Method 200.7-6010(v136) Mode: CONC Corr. Factor: 1.000000
User: analyst Custom ID1: Custom ID2: Custom ID3:
Comment:

Elem	Se1960	Sn1899	Ti3372	Tl1908	V_2908	Zn2062	Si2516
IS Ref	(Y_2243)	(In2306)	(Y_3600)	(In2306)	(Y_3710)	(In2306)	(Y_3710)
Units	ppb	ppb	ppb	ppb	ppb	ppb	ppb
Avg	2.1295	-1.1409	-1.1728	.99837	-1.4525	-.73359	8035.9
Stddev	1.7943	.4651	.1878	.61609	.9586	.01576	59.5
%RSD	84.257	40.768	16.014	61.710	65.991	2.1479	.74005
Check ?	Chk Pass	Chk Pass	Chk Pass	Chk Pass	Chk Pass	Chk Pass	Chk Pass
High Limit							
Low Limit							

Elem	Sr3464
IS Ref	(Y_3710)
Units	ppb
Avg	1679.3
Stddev	11.2
%RSD	.66815
Check ?	Chk Pass
High Limit	
Low Limit	

Int. Std.	In2306	Y_2243	Y_3600	Y_3710
Units	Cts/S	Cts/S	Cts/S	Cts/S
Avg	5576.3	4406.7	63778.	7389.3
Stddev	4.1	7.7	233.	25.8
%RSD	.07280	.17529	.36605	.34924
Check ?	Chk Pass	Chk Pass	Chk Pass	Chk Pass
Value	95.927%	100.49%	102.02%	103.15%
Range				

PDF created with pdfFactory Pro trial version www.pdffactory.com

Sample Name: 240-67540-p-4-e ms Acquired: 7/26/2016 21:07:21 Type: Unk
Method: ICP I9 Method 200.7-6010(v136) Mode: CONC Corr. Factor: 1.000000
User: analyst Custom ID1: Custom ID2: Custom ID3:
Comment:

Elem	Ag3280	Al3082	As1890	B_1826	Ba4554	Be3130	Ca3179
IS Ref	(Y_3600)	(Y_3710)	(Y_2243)	(Y_2243)	(Y_3710)	(Y_3710)	(Y_3710)
Units	ppb	ppb	ppb	ppb	ppb	ppb	ppb
Avg	54.990	1936.2	2171.1	1411.6	2325.1	54.033	162660.
Stddev	.459	9.5	13.1	5.3	4.5	.150	817.
%RSD	.83485	.48920	.60349	.37657	.19433	.27757	.50247
Check ?	Chk Pass	Chk Pass	Chk Pass	Chk Pass	Chk Pass	Chk Pass	Chk Pass
High Limit							
Low Limit							

Elem	Cd2288	Co2286	Cr2677	Cu3273	Fe2599	K_7664	Li6707
IS Ref	(Y_2243)	(In2306)	(Y_3600)	(Y_3600)	(Y_3710)	(Y_3710)	(Y_3710)
Units	ppb	ppb	ppb	ppb	ppb	ppb	ppb
Avg	51.08	496.70	192.22	262.58	964.81	53476.	1013.4
Stddev	.29	2.85	.38	.24	4.30	212.	1.9
%RSD	.5614	.57437	.19756	.09023	.44591	.39648	.18413
Check ?	Chk Pass	Chk Pass	Chk Pass	Chk Pass	Chk Pass	Chk Pass	Chk Pass
High Limit							
Low Limit							

Elem	Mg2790	Mn2576	Mo2020	Na5895	Ni2316	Pb2203	Sb2175
IS Ref	(Y_3710)	(Y_3600)	(Y_2243)	(Y_3710)	(In2306)	(Y_2243)	(Y_2243)
Units	ppb	ppb	ppb	ppb	ppb	ppb	ppb
Avg	79786.	499.05	1041.3	107360.	513.27	476.30	546.7
Stddev	277.	1.33	8.5	310.	2.87	2.16	7.1
%RSD	.34685	.26712	.81819	.28918	.55880	.45452	1.297
Check ?	Chk Pass	Chk Pass	Chk Pass	Chk Pass	Chk Pass	Chk Pass	Chk Pass
High Limit							
Low Limit							

PDF created with pdfFactory Pro trial version www.pdffactory.com

Sample Name: 240-67540-p-4-e ms Acquired: 7/26/2016 21:07:21 Type: Unk
Method: ICP I9 Method 200.7-6010(v136) Mode: CONC Corr. Factor: 1.000000
User: analyst Custom ID1: Custom ID2: Custom ID3:
Comment:

Elem	Se1960	Sn1899	Ti3372	Tl1908	V_2908	Zn2062	Si2516
IS Ref	(Y_2243)	(In2306)	(Y_3600)	(In2306)	(Y_3710)	(In2306)	(Y_3710)
Units	ppb	ppb	ppb	ppb	ppb	ppb	ppb
Avg	2172.1	2058.6	1018.3	1931.9	500.12	515.28	8991.1
Stddev	16.6	12.7	2.2	10.9	3.21	1.49	22.6
%RSD	.76570	.61787	.21658	.56381	.64162	.28888	.25172
Check ?	Chk Pass	Chk Pass	Chk Pass	Chk Pass	Chk Pass	Chk Pass	Chk Pass
High Limit							
Low Limit							

Elem	Sr3464
IS Ref	(Y_3710)
Units	ppb
Avg	2662.4
Stddev	4.9
%RSD	.18389
Check ?	Chk Pass
High Limit	
Low Limit	

Int. Std.	In2306	Y_2243	Y_3600	Y_3710
Units	Cts/S	Cts/S	Cts/S	Cts/S
Avg	5264.7	4290.6	61836.	7274.6
Stddev	9.2	4.1	39.	14.6
%RSD	.17566	.09562	.06300	.20002
Check ?	Chk Pass	Chk Pass	Chk Pass	Chk Pass
Value	90.566%	97.846%	98.909%	101.54%
Range				

PDF created with pdfFactory Pro trial version www.pdffactory.com

Sample Name: 240-67540-p-4-f msd Acquired: 7/26/2016 21:11:04 Type: Unk
Method: ICP I9 Method 200.7-6010(v136) Mode: CONC Corr. Factor: 1.000000
User: analyst Custom ID1: Custom ID2: Custom ID3:
Comment:

Elem	Ag3280	Al3082	As1890	B_1826	Ba4554	Be3130	Ca3179
IS Ref	(Y_3600)	(Y_3710)	(Y_2243)	(Y_2243)	(Y_3710)	(Y_3710)	(Y_3710)
Units	ppb	ppb	ppb	ppb	ppb	ppb	ppb
Avg	53.901	1891.3	2148.4	1395.8	2302.3	53.296	160680.
Stddev	.578	2.6	9.4	6.5	3.1	.069	543.
%RSD	1.0725	.13612	.43961	.46275	.13301	.12858	.33765
Check ?	Chk Pass	Chk Pass	Chk Pass	Chk Pass	Chk Pass	Chk Pass	Chk Pass
High Limit							
Low Limit							

Elem	Cd2288	Co2286	Cr2677	Cu3273	Fe2599	K_7664	Li6707
IS Ref	(Y_2243)	(In2306)	(Y_3600)	(Y_3600)	(Y_3710)	(Y_3710)	(Y_3710)
Units	ppb	ppb	ppb	ppb	ppb	ppb	ppb
Avg	50.26	490.38	189.78	259.65	962.72	52757.	999.47
Stddev	.28	3.05	.45	.23	.85	105.	2.38
%RSD	.5575	.62096	.23603	.08882	.08853	.19920	.23861
Check ?	Chk Pass	Chk Pass	Chk Pass	Chk Pass	Chk Pass	Chk Pass	Chk Pass
High Limit							
Low Limit							

Elem	Mg2790	Mn2576	Mo2020	Na5895	Ni2316	Pb2203	Sb2175
IS Ref	(Y_3710)	(Y_3600)	(Y_2243)	(Y_3710)	(In2306)	(Y_2243)	(Y_2243)
Units	ppb	ppb	ppb	ppb	ppb	ppb	ppb
Avg	79086.	496.24	1032.6	106500.	507.15	468.78	542.2
Stddev	263.	.68	9.0	151.	2.95	1.61	4.1
%RSD	.33274	.13626	.86701	.14197	.58098	.34410	.7523
Check ?	Chk Pass	Chk Pass	Chk Pass	Chk Pass	Chk Pass	Chk Pass	Chk Pass
High Limit							
Low Limit							

PDF created with pdfFactory Pro trial version www.pdffactory.com

Sample Name: 240-67540-p-4-f msd Acquired: 7/26/2016 21:11:04 Type: Unk
Method: ICP I9 Method 200.7-6010(v136) Mode: CONC Corr. Factor: 1.000000
User: analyst Custom ID1: Custom ID2: Custom ID3:
Comment:

Elem	Se1960	Sn1899	Ti3372	Tl1908	V_2908	Zn2062	Si2516
IS Ref	(Y_2243)	(In2306)	(Y_3600)	(In2306)	(Y_3710)	(In2306)	(Y_3710)
Units	ppb	ppb	ppb	ppb	ppb	ppb	ppb
Avg	2141.6	2040.4	1009.4	1907.7	491.33	509.48	8898.8
Stddev	11.7	14.1	.9	14.4	2.23	2.64	68.1
%RSD	.54507	.68934	.08645	.75453	.45474	.51777	.76519
Check ?	Chk Pass	Chk Pass	Chk Pass	Chk Pass	Chk Pass	Chk Pass	Chk Pass
High Limit							
Low Limit							

Elem	Sr3464
IS Ref	(Y_3710)
Units	ppb
Avg	2646.8
Stddev	24.5
%RSD	.92387
Check ?	Chk Pass
High Limit	
Low Limit	

Int. Std.	In2306	Y_2243	Y_3600	Y_3710
Units	Cts/S	Cts/S	Cts/S	Cts/S
Avg	5269.9	4299.8	61885.	7307.4
Stddev	2.0	3.5	57.	19.6
%RSD	.03869	.08137	.09259	.26884
Check ?	Chk Pass	Chk Pass	Chk Pass	Chk Pass
Value	90.656%	98.056%	98.988%	102.00%
Range				

PDF created with pdfFactory Pro trial version www.pdffactory.com

Sample Name: 240-67507-f-1-b Acquired: 7/26/2016 21:14:47 Type: Unk
Method: ICP I9 Method 200.7-6010(v136) Mode: CONC Corr. Factor: 1.000000
User: analyst Custom ID1: Custom ID2: Custom ID3:
Comment:

Elem	Ag3280	Al3082	As1890	B_1826	Ba4554	Be3130	Ca3179
IS Ref	(Y_3600)	(Y_3710)	(Y_2243)	(Y_2243)	(Y_3710)	(Y_3710)	(Y_3710)
Units	ppb	ppb	ppb	ppb	ppb	ppb	ppb
Avg	-.08305	8667.9	38.847	168.76	8.8796	-.15530	120750.
Stddev	.23768	40.1	.901	2.75	.1778	.01391	720.
%RSD	286.20	.46284	2.3190	1.6300	2.0026	8.9581	.59617
Check ?	Chk Pass	Chk Pass	Chk Pass	Chk Pass	Chk Pass	Chk Pass	Chk Pass
High Limit							
Low Limit							

Elem	Cd2288	Co2286	Cr2677	Cu3273	Fe2599	K_7664	Li6707
IS Ref	(Y_2243)	(In2306)	(Y_3600)	(Y_3600)	(Y_3710)	(Y_3710)	(Y_3710)
Units	ppb	ppb	ppb	ppb	ppb	ppb	ppb
Avg	-.0667	-.13311	.75304	1.9686	8.8207	26326.	-2.1105
Stddev	.0948	.19781	.34894	.6367	.1155	111.	1.0759
%RSD	142.1	148.61	46.337	32.344	1.3092	.42078	50.980
Check ?	Chk Pass	Chk Pass	Chk Pass	Chk Pass	Chk Pass	Chk Pass	Chk Pass
High Limit							
Low Limit							

Elem	Mg2790	Mn2576	Mo2020	Na5895	Ni2316	Pb2203	Sb2175
IS Ref	(Y_3710)	(Y_3600)	(Y_2243)	(Y_3710)	(In2306)	(Y_2243)	(Y_2243)
Units	ppb	ppb	ppb	ppb	ppb	ppb	ppb
Avg	30.069	.15950	28.517	21658.	22.479	.39365	1.748
Stddev	13.120	.03997	.279	101.	.570	1.9716	.350
%RSD	43.633	25.056	.97837	.46416	2.5360	500.86	20.02
Check ?	Chk Pass	Chk Pass	Chk Pass	Chk Pass	Chk Pass	Chk Pass	Chk Pass
High Limit							
Low Limit							

PDF created with pdfFactory Pro trial version www.pdffactory.com

Sample Name: 240-67507-f-1-b Acquired: 7/26/2016 21:14:47 Type: Unk
Method: ICP I9 Method 200.7-6010(v136) Mode: CONC Corr. Factor: 1.000000
User: analyst Custom ID1: Custom ID2: Custom ID3:
Comment:

Elem	Se1960	Sn1899	Ti3372	Tl1908	V_2908	Zn2062	Si2516
IS Ref	(Y_2243)	(In2306)	(Y_3600)	(In2306)	(Y_3710)	(In2306)	(Y_3710)
Units	ppb	ppb	ppb	ppb	ppb	ppb	ppb
Avg	5.0739	.11897	-.57274	.80318	5.2467	1.3105	4075.5
Stddev	2.1707	.22229	.23609	1.0812	2.4301	.0896	13.7
%RSD	42.781	186.85	41.222	134.62	46.317	6.8410	.33623
Check ?	Chk Pass	Chk Pass	Chk Pass	Chk Pass	Chk Pass	Chk Pass	Chk Pass
High Limit							
Low Limit							

Elem	Sr3464
IS Ref	(Y_3710)
Units	ppb
Avg	911.65
Stddev	3.06
%RSD	.33578
Check ?	Chk Pass
High Limit	
Low Limit	

Int. Std.	In2306	Y_2243	Y_3600	Y_3710
Units	Cts/S	Cts/S	Cts/S	Cts/S
Avg	5700.1	4495.9	65085.	7545.7
Stddev	18.0	11.1	134.	31.8
%RSD	.31531	.24582	.20557	.42193
Check ?	Chk Pass	Chk Pass	Chk Pass	Chk Pass
Value	98.056%	102.53%	104.11%	105.33%
Range				

PDF created with pdfFactory Pro trial version www.pdffactory.com

Sample Name: 240-67507-f-2-b Acquired: 7/26/2016 21:18:54 Type: Unk
Method: ICP I9 Method 200.7-6010(v136) Mode: CONC Corr. Factor: 1.000000
User: analyst Custom ID1: Custom ID2: Custom ID3:
Comment:

Elem	Ag3280	Al3082	As1890	B_1826	Ba4554	Be3130	Ca3179
IS Ref	(Y_3600)	(Y_3710)	(Y_2243)	(Y_2243)	(Y_3710)	(Y_3710)	(Y_3710)
Units	ppb	ppb	ppb	ppb	ppb	ppb	ppb
Avg	-.54735	8742.5	38.351	164.39	8.1260	-.17698	121400.
Stddev	.26228	77.7	1.059	1.05	.1881	.02748	897.
%RSD	47.918	.88913	2.7603	.63752	2.3147	15.525	.73903
Check ?	Chk Pass	Chk Pass	Chk Pass	Chk Pass	Chk Pass	Chk Pass	Chk Pass
High Limit							
Low Limit							

Elem	Cd2288	Co2286	Cr2677	Cu3273	Fe2599	K_7664	Li6707
IS Ref	(Y_2243)	(In2306)	(Y_3600)	(Y_3600)	(Y_3710)	(Y_3710)	(Y_3710)
Units	ppb	ppb	ppb	ppb	ppb	ppb	ppb
Avg	-.0895	-.06933	.65961	2.7911	9.3871	26473.	-3.0289
Stddev	.0580	.19309	.36508	.1710	1.7424	151.	1.3105
%RSD	64.76	278.50	55.348	6.1273	18.561	.57120	43.266
Check ?	Chk Pass	Chk Pass	Chk Pass	Chk Pass	Chk Pass	Chk Pass	Chk Pass
High Limit							
Low Limit							

Elem	Mg2790	Mn2576	Mo2020	Na5895	Ni2316	Pb2203	Sb2175
IS Ref	(Y_3710)	(Y_3600)	(Y_2243)	(Y_3710)	(In2306)	(Y_2243)	(Y_2243)
Units	ppb	ppb	ppb	ppb	ppb	ppb	ppb
Avg	8.1362	-.07804	25.298	21607.	22.737	.43566	-.2528
Stddev	4.5056	.06459	.250	108.	.193	1.2367	1.995
%RSD	55.377	82.766	.98919	.50095	.84770	283.86	789.2
Check ?	Chk Pass	Chk Pass	Chk Pass	Chk Pass	Chk Pass	Chk Pass	Chk Pass
High Limit							
Low Limit							

PDF created with pdfFactory Pro trial version www.pdffactory.com

Sample Name: 240-67507-f-2-b Acquired: 7/26/2016 21:18:54 Type: Unk
Method: ICP I9 Method 200.7-6010(v136) Mode: CONC Corr. Factor: 1.000000
User: analyst Custom ID1: Custom ID2: Custom ID3:
Comment:

Elem	Se1960	Sn1899	Ti3372	Tl1908	V_2908	Zn2062	Si2516
IS Ref	(Y_2243)	(In2306)	(Y_3600)	(In2306)	(Y_3710)	(In2306)	(Y_3710)
Units	ppb	ppb	ppb	ppb	ppb	ppb	ppb
Avg	4.7950	-.39346	-.86269	1.2175	6.6580	.88002	4104.3
Stddev	1.8647	.88022	.23376	.8910	.2106	.13568	59.8
%RSD	38.888	223.71	27.096	73.184	3.1628	15.418	1.4569
Check ?	Chk Pass	Chk Pass	Chk Pass	Chk Pass	Chk Pass	Chk Pass	Chk Pass
High Limit							
Low Limit							

Elem	Sr3464
IS Ref	(Y_3710)
Units	ppb
Avg	907.29
Stddev	8.80
%RSD	.96940
Check ?	Chk Pass
High Limit	
Low Limit	

Int. Std.	In2306	Y_2243	Y_3600	Y_3710
Units	Cts/S	Cts/S	Cts/S	Cts/S
Avg	5698.3	4494.9	65423.	7451.8
Stddev	8.3	3.7	32.	42.6
%RSD	.14524	.08124	.04935	.57151
Check ?	Chk Pass	Chk Pass	Chk Pass	Chk Pass
Value	98.024%	102.50%	104.65%	104.02%
Range				

PDF created with pdfFactory Pro trial version www.pdffactory.com

Sample Name: CCV-2609127 Acquired: 7/26/2016 21:23:02 Type: QC
Method: ICP I9 Method 200.7-6010(v136) Mode: CONC Corr. Factor: 1.000000
User: analyst Custom ID1: Custom ID2: Custom ID3:
Comment:

Elem	Ag3280	Al3082	As1890	B_1826	Ba4554	Be3130	Ca3179	Cd2288
IS Ref	(Y_3600)	(Y_3710)	(Y_2243)	(Y_2243)	(Y_3710)	(Y_3710)	(Y_3710)	(Y_2243)
Units	ppb	ppb	ppb	ppb	ppb	ppb	ppb	ppb
Avg	1049.4	23820.	498.74	5318.1	2029.7	2117.6	52242.	517.5
Stddev	1.5	140.	3.18	19.8	4.1	9.9	372.	3.2
%RSD	.14144	.58971	.63791	.37303	.20084	.46642	.71232	.6216
Check ?	Chk Pass	Chk Pass	Chk Pass	Chk Pass	Chk Pass	Chk Pass	Chk Pass	Chk Pass
Value								
Range								

Elem	Co2286	Cr2677	Cu3273	Fe2599	K_7664	Li6707	Mg2790	Mn2576
IS Ref	(In2306)	(Y_3600)	(Y_3600)	(Y_3710)	(Y_3710)	(Y_3710)	(Y_3710)	(Y_3600)
Units	ppb	ppb	ppb	ppb	ppb	ppb	ppb	ppb
Avg	1963.5	1886.2	2012.1	23660.	51054.	4926.6	47509.	1805.1
Stddev	9.4	2.5	2.3	92.	291.	21.5	299.	3.7
%RSD	.48007	.13289	.11591	.38837	.57028	.43551	.62984	.20577
Check ?	Chk Pass	Chk Pass	Chk Pass	Chk Pass	Chk Pass	Chk Pass	Chk Pass	Chk Pass
Value								
Range								

Elem	Mo2020	Na5895	Ni2316	Pb2203	Sb2175	Se1960	Sn1899	Ti3372
IS Ref	(Y_2243)	(Y_3710)	(In2306)	(Y_2243)	(Y_2243)	(Y_2243)	(In2306)	(Y_3600)
Units	ppb	ppb	ppb	ppb	ppb	ppb	ppb	ppb
Avg	1941.9	52994.	1997.4	472.88	524.8	511.74	5052.7	4964.7
Stddev	12.5	168.	11.4	5.36	2.7	3.67	30.7	27.6
%RSD	.64520	.31709	.57040	1.1332	.5141	.71677	.60690	.55601
Check ?	Chk Pass	Chk Pass	Chk Pass	Chk Pass	Chk Pass	Chk Pass	Chk Pass	Chk Pass
Value								
Range								

PDF created with pdfFactory Pro trial version www.pdffactory.com

Sample Name: CCV-2609127 Acquired: 7/26/2016 21:23:02 Type: QC
Method: ICP I9 Method 200.7-6010(v136) Mode: CONC Corr. Factor: 1.000000
User: analyst Custom ID1: Custom ID2: Custom ID3:
Comment:

Elem	Tl1908	V_2908	Zn2062	Si2516	Sr3464
IS Ref	(In2306)	(Y_3710)	(In2306)	(Y_3710)	(Y_3710)
Units	ppb	ppb	ppb	ppb	ppb
Avg	977.34	1968.1	2019.2	4793.2	5126.4
Stddev	4.19	19.2	8.4	79.7	31.1
%RSD	.42900	.97632	.41453	1.6619	.60621
Check ?	Chk Pass	Chk Pass	Chk Pass	Chk Pass	Chk Pass
Value					
Range					

Int. Std.	In2306	Y_2243	Y_3600	Y_3710
Units	Cts/S	Cts/S	Cts/S	Cts/S
Avg	5390.1	4367.8	62913.	7138.9
Stddev	5.3	5.0	89.	41.7
%RSD	.09856	.11405	.14104	.58412

PDF created with pdfFactory Pro trial version www.pdffactory.com

Sample Name: CCB Acquired: 7/26/2016 21:26:54 Type: QC
Method: ICP I9 Method 200.7-6010(v136) Mode: CONC Corr. Factor: 1.000000
User: analyst Custom ID1: Custom ID2: Custom ID3:
Comment:

Elem	Ag3280	Al3082	As1890	B_1826	Ba4554	Be3130	Ca3179	Cd2288
IS Ref	(Y_3600)	(Y_3710)	(Y_2243)	(Y_2243)	(Y_3710)	(Y_3710)	(Y_3710)	(Y_2243)
Units	ppb	ppb	ppb	ppb	ppb	ppb	ppb	ppb
Avg	.17570	8.8132	.43063	-.04341	.08609	.02694	-2.4007	.0136
Stddev	.47665	17.318	.26017	.39284	.11623	.07016	3.8059	.1073
%RSD	271.28	196.51	60.415	904.90	135.01	260.47	158.53	786.2
Check ?	Chk Pass	Chk Pass	Chk Pass	Chk Pass	Chk Pass	Chk Pass	Chk Pass	Chk Pass
High Limit								
Low Limit								

Elem	Co2286	Cr2677	Cu3273	Fe2599	K_7664	Li6707	Mg2790	Mn2576
IS Ref	(In2306)	(Y_3600)	(Y_3600)	(Y_3710)	(Y_3710)	(Y_3710)	(Y_3710)	(Y_3600)
Units	ppb	ppb	ppb	ppb	ppb	ppb	ppb	ppb
Avg	-.26251	.15820	1.4704	2.0822	44.847	-1.6338	-14.320	-.12175
Stddev	.14383	.35635	.4712	2.1031	20.842	.3863	13.067	.04708
%RSD	54.789	225.25	32.045	101.00	46.472	23.644	91.245	38.672
Check ?	Chk Pass	Chk Pass	Chk Pass	Chk Pass	Chk Pass	Chk Pass	Chk Pass	Chk Pass
High Limit								
Low Limit								

Elem	Mo2020	Na5895	Ni2316	Pb2203	Sb2175	Se1960	Sn1899	Ti3372
IS Ref	(Y_2243)	(Y_3710)	(In2306)	(Y_2243)	(Y_2243)	(Y_2243)	(In2306)	(Y_3600)
Units	ppb	ppb	ppb	ppb	ppb	ppb	ppb	ppb
Avg	.92270	56.711	.24193	.49759	.7529	3.2167	.03283	.87862
Stddev	.20371	7.054	.22345	.73644	1.411	1.5353	.17147	.05328
%RSD	22.078	12.439	92.363	148.00	187.4	47.730	522.37	6.0644
Check ?	Chk Pass	Chk Pass	Chk Pass	Chk Pass	Chk Pass	Chk Pass	Chk Pass	Chk Pass
High Limit								
Low Limit								

PDF created with pdfFactory Pro trial version www.pdffactory.com

Sample Name: CCB Acquired: 7/26/2016 21:26:54 Type: QC
Method: ICP I9 Method 200.7-6010(v136) Mode: CONC Corr. Factor: 1.000000
User: analyst Custom ID1: Custom ID2: Custom ID3:
Comment:

Elem	Tl1908	V_2908	Zn2062	Si2516	Sr3464
IS Ref	(In2306)	(Y_3710)	(In2306)	(Y_3710)	(Y_3710)
Units	ppb	ppb	ppb	ppb	ppb
Avg	.06544	.18795	-.78495	-5.9663	2.3799
Stddev	.40775	1.0144	.06922	4.2557	2.5130
%RSD	623.12	539.75	8.8179	71.328	105.59
Check ?	Chk Pass	Chk Pass	Chk Pass	Chk Pass	Chk Pass
High Limit					
Low Limit					

Int. Std.	In2306	Y_2243	Y_3600	Y_3710
Units	Cts/S	Cts/S	Cts/S	Cts/S
Avg	6106.2	4575.8	66720.	7235.8
Stddev	9.1	3.9	62.	12.9
%RSD	.14862	.08562	.09220	.17797

PDF created with pdfFactory Pro trial version www.pdffactory.com

Sample Name: 240-67507-f-3-b Acquired: 7/26/2016 21:31:05 Type: Unk
Method: ICP I9 Method 200.7-6010(v136) Mode: CONC Corr. Factor: 1.000000
User: analyst Custom ID1: Custom ID2: Custom ID3:
Comment:

Elem	Ag3280	Al3082	As1890	B_1826	Ba4554	Be3130	Ca3179
IS Ref	(Y_3600)	(Y_3710)	(Y_2243)	(Y_2243)	(Y_3710)	(Y_3710)	(Y_3710)
Units	ppb	ppb	ppb	ppb	ppb	ppb	ppb
Avg	.13284	2246.8	61.595	5836.6	30.279	-.12771	141180.
Stddev	.32120	37.7	1.118	55.3	.155	.07372	855.
%RSD	241.79	1.6774	1.8146	.94702	.51350	57.720	.60551
Check ?	Chk Pass	Chk Pass	Chk Pass	Chk Pass	Chk Pass	Chk Pass	Chk Pass
High Limit							
Low Limit							

Elem	Cd2288	Co2286	Cr2677	Cu3273	Fe2599	K_7664	Li6707
IS Ref	(Y_2243)	(In2306)	(Y_3600)	(Y_3600)	(Y_3710)	(Y_3710)	(Y_3710)
Units	ppb	ppb	ppb	ppb	ppb	ppb	ppb
Avg	-.1071	-.19109	.72992	2.4521	4.4878	18516.	-2.0154
Stddev	.1743	.26389	.34630	.7457	1.7109	100.	1.8744
%RSD	162.8	138.10	47.444	30.410	38.124	.53885	93.003
Check ?	Chk Pass	Chk Pass	Chk Pass	Chk Pass	Chk Pass	Chk Pass	Chk Pass
High Limit							
Low Limit							

Elem	Mg2790	Mn2576	Mo2020	Na5895	Ni2316	Pb2203	Sb2175
IS Ref	(Y_3710)	(Y_3600)	(Y_2243)	(Y_3710)	(In2306)	(Y_2243)	(Y_2243)
Units	ppb	ppb	ppb	ppb	ppb	ppb	ppb
Avg	-11.071	-.09325	31.212	106480.	14.515	1.0294	-.3173
Stddev	5.920	.03028	.555	438.	.204	.4517	.8316
%RSD	53.467	32.472	1.7780	.41117	1.4071	43.874	262.1
Check ?	Chk Pass	Chk Pass	Chk Pass	Chk Pass	Chk Pass	Chk Pass	Chk Pass
High Limit							
Low Limit							

PDF created with pdfFactory Pro trial version www.pdffactory.com

Sample Name: 240-67507-f-3-b Acquired: 7/26/2016 21:31:05 Type: Unk
Method: ICP I9 Method 200.7-6010(v136) Mode: CONC Corr. Factor: 1.000000
User: analyst Custom ID1: Custom ID2: Custom ID3:
Comment:

Elem	Se1960	Sn1899	Ti3372	Tl1908	V_2908	Zn2062	Si2516
IS Ref	(Y_2243)	(In2306)	(Y_3600)	(In2306)	(Y_3710)	(In2306)	(Y_3710)
Units	ppb	ppb	ppb	ppb	ppb	ppb	ppb
Avg	-1.2503	-.30709	-.72173	.74536	9.1208	1.2402	6889.7
Stddev	1.8717	.27384	.07022	1.0862	1.3056	.1572	52.6
%RSD	149.70	89.172	9.7296	145.73	14.315	12.677	.76358
Check ?	Chk Pass	Chk Pass	Chk Pass	Chk Pass	Chk Pass	Chk Pass	Chk Pass
High Limit							
Low Limit							

Elem	Sr3464
IS Ref	(Y_3710)
Units	ppb
Avg	1113.2
Stddev	6.7
%RSD	.60077
Check ?	Chk Pass
High Limit	
Low Limit	

Int. Std.	In2306	Y_2243	Y_3600	Y_3710
Units	Cts/S	Cts/S	Cts/S	Cts/S
Avg	5544.1	4406.9	63734.	7398.5
Stddev	6.5	4.3	184.	41.8
%RSD	.11669	.09791	.28908	.56560
Check ?	Chk Pass	Chk Pass	Chk Pass	Chk Pass
Value	95.373%	100.50%	101.95%	103.27%
Range				

PDF created with pdfFactory Pro trial version www.pdffactory.com

Sample Name: 240-67507-f-4-b Acquired: 7/26/2016 21:35:12 Type: Unk
Method: ICP I9 Method 200.7-6010(v136) Mode: CONC Corr. Factor: 1.000000
User: analyst Custom ID1: Custom ID2: Custom ID3:
Comment:

Elem	Ag3280	Al3082	As1890	B_1826	Ba4554	Be3130	Ca3179	Cd2288
IS Ref	(Y_3600)	(Y_3710)	(Y_2243)	(Y_2243)	(Y_3710)	(Y_3710)	(Y_3710)	(Y_2243)
Units	ppb	ppb	ppb	ppb	ppb	ppb	ppb	ppb
Avg	.20953	23.473	2.5226	73.205	13.663	-.23320	20266.	.0735
Stddev	.58169	10.958	.9234	1.214	.261	.06450	108.	.0436
%RSD	277.62	46.684	36.604	1.6588	1.9137	27.660	.53198	59.39
Check ?	Chk Pass	Chk Pass	Chk Pass	Chk Pass	Chk Pass	Chk Pass	Chk Pass	Chk Pass
High Limit								
Low Limit								

Elem	Co2286	Cr2677	Cu3273	Fe2599	K_7664	Li6707	Mg2790	Mn2576
IS Ref	(In2306)	(Y_3600)	(Y_3600)	(Y_3710)	(Y_3710)	(Y_3710)	(Y_3710)	(Y_3600)
Units	ppb	ppb	ppb	ppb	ppb	ppb	ppb	ppb
Avg	.00827	.43987	3.0663	26.117	3130.3	-2.5058	2600.1	16.595
Stddev	.15353	.39960	.0741	.512	28.8	1.2139	18.9	.031
%RSD	1856.4	90.843	2.4152	1.9616	.92085	48.443	.72795	.18908
Check ?	Chk Pass	Chk Pass	Chk Pass	Chk Pass	Chk Pass	Chk Pass	Chk Pass	Chk Pass
High Limit								
Low Limit								

Elem	Mo2020	Na5895	Ni2316	Pb2203	Sb2175	Se1960	Sn1899	Ti3372
IS Ref	(Y_2243)	(Y_3710)	(In2306)	(Y_2243)	(Y_2243)	(Y_2243)	(In2306)	(Y_3600)
Units	ppb	ppb	ppb	ppb	ppb	ppb	ppb	ppb
Avg	6.3506	52381.	1.7912	.07715	.0770	.95096	-.57809	-.29181
Stddev	.2585	103.	.2579	.31255	1.321	2.4549	.19964	.11759
%RSD	4.0712	.19727	14.395	405.11	1717.	258.15	34.535	40.295
Check ?	Chk Pass	Chk Pass	Chk Pass	Chk Pass	Chk Pass	Chk Pass	Chk Pass	Chk Pass
High Limit								
Low Limit								

PDF created with pdfFactory Pro trial version www.pdffactory.com

Sample Name: 240-67507-f-4-b Acquired: 7/26/2016 21:35:12 Type: Unk
Method: ICP I9 Method 200.7-6010(v136) Mode: CONC Corr. Factor: 1.000000
User: analyst Custom ID1: Custom ID2: Custom ID3:
Comment:

Elem	Tl1908	V_2908	Zn2062	Si2516	Sr3464
IS Ref	(In2306)	(Y_3710)	(In2306)	(Y_3710)	(Y_3710)
Units	ppb	ppb	ppb	ppb	ppb
Avg	.46065	2.6592	-.35346	4177.9	143.02
Stddev	1.1291	2.9943	.01768	18.0	2.59
%RSD	245.10	112.60	5.0008	.43028	1.8102
Check ?	Chk Pass	Chk Pass	Chk Pass	Chk Pass	Chk Pass
High Limit					
Low Limit					

Int. Std.	In2306	Y_2243	Y_3600	Y_3710
Units	Cts/S	Cts/S	Cts/S	Cts/S
Avg	5878.1	4531.6	65531.	7426.6
Stddev	.8	8.4	115.	8.5
%RSD	.01417	.18439	.17549	.11379
Check ?	Chk Pass	Chk Pass	Chk Pass	Chk Pass
Value	101.12%	103.34%	104.82%	103.67%
Range				

PDF created with pdfFactory Pro trial version www.pdffactory.com

Sample Name: 240-67507-f-5-b Acquired: 7/26/2016 21:39:20 Type: Unk
Method: ICP I9 Method 200.7-6010(v136) Mode: CONC Corr. Factor: 1.000000
User: analyst Custom ID1: Custom ID2: Custom ID3:
Comment:

Elem	Ag3280	Al3082	As1890	B_1826	Ba4554	Be3130	Ca3179	Cd2288
IS Ref	(Y_3600)	(Y_3710)	(Y_2243)	(Y_2243)	(Y_3710)	(Y_3710)	(Y_3710)	(Y_2243)
Units	ppb	ppb	ppb	ppb	ppb	ppb	ppb	ppb
Avg	-.12884	3.6254	3.6951	302.40	130.19	-.22018	37422.	.0692
Stddev	.10108	27.386	1.3043	2.64	.45	.04440	44.	.0442
%RSD	78.455	755.40	35.298	.87322	.34789	20.167	.11746	63.84
Check ?	Chk Pass	Chk Pass	Chk Pass	Chk Pass	Chk Pass	Chk Pass	Chk Pass	Chk Pass
High Limit								
Low Limit								

Elem	Co2286	Cr2677	Cu3273	Fe2599	K_7664	Li6707	Mg2790	Mn2576
IS Ref	(In2306)	(Y_3600)	(Y_3600)	(Y_3710)	(Y_3710)	(Y_3710)	(Y_3710)	(Y_3600)
Units	ppb	ppb	ppb	ppb	ppb	ppb	ppb	ppb
Avg	-.12198	.54511	2.2223	2.8234	1652.9	6.4101	14809.	17.521
Stddev	.24091	.15734	.4307	.9700	20.6	.6953	26.	.048
%RSD	197.51	28.864	19.379	34.356	1.2440	10.847	.17527	.27130
Check ?	Chk Pass	Chk Pass	Chk Pass	Chk Pass	Chk Pass	Chk Pass	Chk Pass	Chk Pass
High Limit								
Low Limit								

Elem	Mo2020	Na5895	Ni2316	Pb2203	Sb2175	Se1960	Sn1899	Ti3372
IS Ref	(Y_2243)	(Y_3710)	(In2306)	(Y_2243)	(Y_2243)	(Y_2243)	(In2306)	(Y_3600)
Units	ppb	ppb	ppb	ppb	ppb	ppb	ppb	ppb
Avg	53.827	31062.	1.0428	.52774	1.287	.94821	-.78013	-.83049
Stddev	.923	26.	.1022	1.0576	1.510	.13226	.16856	.05641
%RSD	1.7141	.08391	9.8027	200.41	117.3	13.948	21.607	6.7918
Check ?	Chk Pass	Chk Pass	Chk Pass	Chk Pass	Chk Pass	Chk Pass	Chk Pass	Chk Pass
High Limit								
Low Limit								

PDF created with pdfFactory Pro trial version www.pdffactory.com

Sample Name: 240-67507-f-5-b Acquired: 7/26/2016 21:39:20 Type: Unk
Method: ICP I9 Method 200.7-6010(v136) Mode: CONC Corr. Factor: 1.000000
User: analyst Custom ID1: Custom ID2: Custom ID3:
Comment:

Elem	Tl1908	V_2908	Zn2062	Si2516	Sr3464
IS Ref	(In2306)	(Y_3710)	(In2306)	(Y_3710)	(Y_3710)
Units	ppb	ppb	ppb	ppb	ppb
Avg	.41131	-.80215	1.3857	6053.3	1091.6
Stddev	.63104	.51925	.0444	57.6	7.4
%RSD	153.42	64.732	3.2047	.95206	.68213
Check ?	Chk Pass	Chk Pass	Chk Pass	Chk Pass	Chk Pass
High Limit					
Low Limit					

Int. Std.	In2306	Y_2243	Y_3600	Y_3710
Units	Cts/S	Cts/S	Cts/S	Cts/S
Avg	5839.2	4524.3	65571.	7354.0
Stddev	3.2	4.0	60.	31.4
%RSD	.05475	.08880	.09191	.42701
Check ?	Chk Pass	Chk Pass	Chk Pass	Chk Pass
Value	100.45%	103.17%	104.88%	102.65%
Range				

PDF created with pdfFactory Pro trial version www.pdffactory.com

Sample Name: 240-67507-f-6-b Acquired: 7/26/2016 21:43:23 Type: Unk
Method: ICP I9 Method 200.7-6010(v136) Mode: CONC Corr. Factor: 1.000000
User: analyst Custom ID1: Custom ID2: Custom ID3:
Comment:

Elem	Ag3280	Al3082	As1890	B_1826	Ba4554	Be3130	Ca3179	Cd2288
IS Ref	(Y_3600)	(Y_3710)	(Y_2243)	(Y_2243)	(Y_3710)	(Y_3710)	(Y_3710)	(Y_2243)
Units	ppb	ppb	ppb	ppb	ppb	ppb	ppb	ppb
Avg	-.09495	13.297	.50126	47.318	57.527	-.17359	58602.	.0280
Stddev	.23089	18.786	1.1141	.293	.226	.07709	338.	.1138
%RSD	243.18	141.29	222.26	.62023	.39219	44.409	.57621	406.2
Check ?	Chk Pass	Chk Pass	Chk Pass	Chk Pass	Chk Pass	Chk Pass	Chk Pass	Chk Pass
High Limit								
Low Limit								

Elem	Co2286	Cr2677	Cu3273	Fe2599	K_7664	Li6707	Mg2790	Mn2576
IS Ref	(In2306)	(Y_3600)	(Y_3600)	(Y_3710)	(Y_3710)	(Y_3710)	(Y_3710)	(Y_3600)
Units	ppb	ppb	ppb	ppb	ppb	ppb	ppb	ppb
Avg	-.08899	.93674	3.2071	1.9955	1896.6	.95098	10827.	62.112
Stddev	.16188	.17139	.9244	1.1915	22.3	1.7758	80.	.101
%RSD	181.92	18.297	28.825	59.710	1.1751	186.73	.73887	.16214
Check ?	Chk Pass	Chk Pass	Chk Pass	Chk Pass	Chk Pass	Chk Pass	Chk Pass	Chk Pass
High Limit								
Low Limit								

Elem	Mo2020	Na5895	Ni2316	Pb2203	Sb2175	Se1960	Sn1899	Ti3372
IS Ref	(Y_2243)	(Y_3710)	(In2306)	(Y_2243)	(Y_2243)	(Y_2243)	(In2306)	(Y_3600)
Units	ppb	ppb	ppb	ppb	ppb	ppb	ppb	ppb
Avg	15.334	48665.	.89967	.29499	.6140	2.9447	-.84838	-.61263
Stddev	.124	138.	.41372	.60203	1.608	.5659	.21852	.06624
%RSD	.80886	.28351	45.986	204.08	261.9	19.218	25.757	10.813
Check ?	Chk Pass	Chk Pass	Chk Pass	Chk Pass	Chk Pass	Chk Pass	Chk Pass	Chk Pass
High Limit								
Low Limit								

PDF created with pdfFactory Pro trial version www.pdffactory.com

Sample Name: 240-67507-f-6-b Acquired: 7/26/2016 21:43:23 Type: Unk
Method: ICP I9 Method 200.7-6010(v136) Mode: CONC Corr. Factor: 1.000000
User: analyst Custom ID1: Custom ID2: Custom ID3:
Comment:

Elem	Tl1908	V_2908	Zn2062	Si2516	Sr3464
IS Ref	(In2306)	(Y_3710)	(In2306)	(Y_3710)	(Y_3710)
Units	ppb	ppb	ppb	ppb	ppb
Avg	.93973	-1.1152	.81319	5244.2	157.03
Stddev	1.4001	3.5025	.06813	66.1	4.39
%RSD	148.99	314.08	8.3783	1.2609	2.7979
Check ?	Chk Pass	Chk Pass	Chk Pass	Chk Pass	Chk Pass
High Limit					
Low Limit					

Int. Std.	In2306	Y_2243	Y_3600	Y_3710
Units	Cts/S	Cts/S	Cts/S	Cts/S
Avg	5788.2	4499.8	64905.	7333.9
Stddev	8.5	5.7	115.	12.4
%RSD	.14628	.12755	.17791	.16915
Check ?	Chk Pass	Chk Pass	Chk Pass	Chk Pass
Value	99.572%	102.62%	103.82%	102.37%
Range				

PDF created with pdfFactory Pro trial version www.pdffactory.com

Sample Name: 240-67507-f-7-b Acquired: 7/26/2016 21:47:29 Type: Unk
Method: ICP I9 Method 200.7-6010(v136) Mode: CONC Corr. Factor: 1.000000
User: analyst Custom ID1: Custom ID2: Custom ID3:
Comment:

Elem	Ag3280	Al3082	As1890	B_1826	Ba4554	Be3130	Ca3179
IS Ref	(Y_3600)	(Y_3710)	(Y_2243)	(Y_2243)	(Y_3710)	(Y_3710)	(Y_3710)
Units	ppb	ppb	ppb	ppb	ppb	ppb	ppb
Avg	.04515	-.79950	17.454	288.51	421.28	-.18232	193630.
Stddev	.12805	27.125	1.095	1.78	.70	.05518	1009.
%RSD	283.61	3392.7	6.2759	.61688	.16588	30.265	.52090
Check ?	Chk Pass	Chk Pass	Chk Pass	Chk Pass	Chk Pass	Chk Pass	Chk Pass
High Limit							
Low Limit							

Elem	Cd2288	Co2286	Cr2677	Cu3273	Fe2599	K_7664	Li6707
IS Ref	(Y_2243)	(In2306)	(Y_3600)	(Y_3600)	(Y_3710)	(Y_3710)	(Y_3710)
Units	ppb	ppb	ppb	ppb	ppb	ppb	ppb
Avg	-.0124	.19047	.88443	3.2419	1.5876	2900.6	10.113
Stddev	.1308	.19005	.40160	1.0064	.7591	29.2	1.467
%RSD	1054.	99.783	45.408	31.045	47.813	1.0065	14.509
Check ?	Chk Pass	Chk Pass	Chk Pass	Chk Pass	Chk Pass	Chk Pass	Chk Pass
High Limit							
Low Limit							

Elem	Mg2790	Mn2576	Mo2020	Na5895	Ni2316	Pb2203	Sb2175
IS Ref	(Y_3710)	(Y_3600)	(Y_2243)	(Y_3710)	(In2306)	(Y_2243)	(Y_2243)
Units	ppb	ppb	ppb	ppb	ppb	ppb	ppb
Avg	51329.	159.20	50.635	109470.	2.2593	1.3300	.7520
Stddev	85.	.11	.690	343.	.1192	.2714	1.714
%RSD	.16472	.06716	1.3624	.31369	5.2768	20.409	227.9
Check ?	Chk Pass	Chk Pass	Chk Pass	Chk Pass	Chk Pass	Chk Pass	Chk Pass
High Limit							
Low Limit							

PDF created with pdfFactory Pro trial version www.pdffactory.com

Sample Name: 240-67507-f-7-b Acquired: 7/26/2016 21:47:29 Type: Unk
Method: ICP I9 Method 200.7-6010(v136) Mode: CONC Corr. Factor: 1.000000
User: analyst Custom ID1: Custom ID2: Custom ID3:
Comment:

Elem	Se1960	Sn1899	Ti3372	Tl1908	V_2908	Zn2062	Si2516
IS Ref	(Y_2243)	(In2306)	(Y_3600)	(In2306)	(Y_3710)	(In2306)	(Y_3710)
Units	ppb	ppb	ppb	ppb	ppb	ppb	ppb
Avg	1.0137	-.33351	-1.2658	2.0021	-1.5795	.70537	6432.6
Stddev	2.3084	.21224	.0876	.6459	2.6089	.15674	44.0
%RSD	227.72	63.637	6.9214	32.262	165.17	22.221	.68430
Check ?	Chk Pass	Chk Pass	Chk Pass	Chk Pass	Chk Pass	Chk Pass	Chk Pass
High Limit							
Low Limit							

Elem	Sr3464
IS Ref	(Y_3710)
Units	ppb
Avg	2925.8
Stddev	12.4
%RSD	.42437
Check ?	Chk Pass
High Limit	
Low Limit	

Int. Std.	In2306	Y_2243	Y_3600	Y_3710
Units	Cts/S	Cts/S	Cts/S	Cts/S
Avg	5375.6	4324.3	62386.	7311.3
Stddev	8.8	8.2	134.	20.2
%RSD	.16384	.18936	.21413	.27649
Check ?	Chk Pass	Chk Pass	Chk Pass	Chk Pass
Value	92.474%	98.614%	99.789%	102.06%
Range				

PDF created with pdfFactory Pro trial version www.pdffactory.com

Sample Name: 240-67507-f-8-b Acquired: 7/26/2016 21:51:33 Type: Unk
Method: ICP I9 Method 200.7-6010(v136) Mode: CONC Corr. Factor: 1.000000
User: analyst Custom ID1: Custom ID2: Custom ID3:
Comment:

Elem	Ag3280	Al3082	As1890	B_1826	Ba4554	Be3130
IS Ref	(Y_3600)	(Y_3710)	(Y_2243)	(Y_2243)	(Y_3710)	(Y_3710)
Units	ppb	ppb	ppb	ppb	ppb	ppb
Avg	-.14612	20.365	3.2829	1688.7	58.575	-.11777
Stddev	.48184	18.650	2.1872	14.8	.419	.03287
%RSD	329.75	91.578	66.624	.87463	.71608	27.909
Check ?	Chk Pass	Chk Pass	Chk Pass	Chk Pass	Chk Pass	Chk Pass
High Limit						
Low Limit						

Elem	Ca3179	Cd2288	Co2286	Cr2677	Cu3273	Fe2599
IS Ref	(Y_3710)	(Y_2243)	(In2306)	(Y_3600)	(Y_3600)	(Y_3710)
Units	ppb	ppb	ppb	ppb	ppb	ppb
Avg	94207.	-.0055	1.0668	.62234	3.7958	6.2192
Stddev	320.	.1158	.0344	.13345	.5272	.5240
%RSD	.34013	2100.	3.2248	21.444	13.890	8.4257
Check ?	Chk Pass	Chk Pass	Chk Pass	Chk Pass	Chk Pass	Chk Pass
High Limit						
Low Limit						

Elem	K_7664	Li6707	Mg2790	Mn2576	Mo2020	Na5895
IS Ref	(Y_3710)	(Y_3710)	(Y_3710)	(Y_3600)	(Y_2243)	(Y_3710)
Units	ppb	ppb	ppb	ppb	ppb	ppb
Avg	5101.7	7.1792	13997.	201.15	14.117	F 789140.
Stddev	21.6	1.1514	83.	.45	.196	5929.
%RSD	.42415	16.037	.59253	.22351	1.3866	.75126
Check ?	Chk Pass	Chk Pass	Chk Pass	Chk Pass	Chk Pass	Chk Fail
High Limit						500000.
Low Limit						-500000.

PDF created with pdfFactory Pro trial version www.pdffactory.com

Sample Name: 240-67507-f-8-b Acquired: 7/26/2016 21:51:33 Type: Unk
Method: ICP I9 Method 200.7-6010(v136) Mode: CONC Corr. Factor: 1.000000
User: analyst Custom ID1: Custom ID2: Custom ID3:
Comment:

Elem	Ni2316	Pb2203	Sb2175	Se1960	Sn1899	Ti3372
IS Ref	(In2306)	(Y_2243)	(Y_2243)	(Y_2243)	(In2306)	(Y_3600)
Units	ppb	ppb	ppb	ppb	ppb	ppb
Avg	11.309	1.1802	.8893	1.0409	-.47688	-.70381
Stddev	.215	.6933	1.023	.7403	.37360	.15436
%RSD	1.9026	58.740	115.1	71.118	78.344	21.932
Check ?	Chk Pass	Chk Pass	Chk Pass	Chk Pass	Chk Pass	Chk Pass
High Limit						
Low Limit						

Elem	Tl1908	V_2908	Zn2062	Si2516	Sr3464
IS Ref	(In2306)	(Y_3710)	(In2306)	(Y_3710)	(Y_3710)
Units	ppb	ppb	ppb	ppb	ppb
Avg	1.8875	.00803	3.0465	4565.7	534.61
Stddev	.3599	1.2571	.0644	19.4	4.41
%RSD	19.067	15652.	2.1150	.42426	.82550
Check ?	Chk Pass	Chk Pass	Chk Pass	Chk Pass	Chk Pass
High Limit					
Low Limit					

Int. Std.	In2306	Y_2243	Y_3600	Y_3710
Units	Cts/S	Cts/S	Cts/S	Cts/S
Avg	5000.2	4177.9	58397.	7261.6
Stddev	10.4	5.4	15.	15.3
%RSD	.20739	.12988	.02597	.21104
Check ?	Chk Pass	Chk Pass	Chk Pass	Chk Pass
Value	86.016%	95.276%	93.409%	101.36%
Range				

PDF created with pdfFactory Pro trial version www.pdffactory.com

Sample Name: 240-67540-f-1-b Acquired: 7/26/2016 21:55:46 Type: Unk
Method: ICP I9 Method 200.7-6010(v136) Mode: CONC Corr. Factor: 1.000000
User: analyst Custom ID1: Custom ID2: Custom ID3:
Comment:

Elem	Ag3280	Al3082	As1890	B_1826	Ba4554	Be3130	Ca3179
IS Ref	(Y_3600)	(Y_3710)	(Y_2243)	(Y_2243)	(Y_3710)	(Y_3710)	(Y_3710)
Units	ppb	ppb	ppb	ppb	ppb	ppb	ppb
Avg	-.24810	12.616	1.9991	1111.9	76.552	-.12253	219300.
Stddev	.30453	13.741	.8722	18.0	.381	.05220	1398.
%RSD	122.75	108.92	43.629	1.6157	.49746	42.598	.63762
Check ?	Chk Pass	Chk Pass	Chk Pass	Chk Pass	Chk Pass	Chk Pass	Chk Pass
High Limit							
Low Limit							

Elem	Cd2288	Co2286	Cr2677	Cu3273	Fe2599	K_7664	Li6707
IS Ref	(Y_2243)	(In2306)	(Y_3600)	(Y_3600)	(Y_3710)	(Y_3710)	(Y_3710)
Units	ppb	ppb	ppb	ppb	ppb	ppb	ppb
Avg	.1002	.88691	.67861	3.1310	3.9582	11395.	10.392
Stddev	.1589	.18551	.14190	.8392	.7678	55.	1.692
%RSD	158.5	20.916	20.911	26.803	19.398	.48224	16.284
Check ?	Chk Pass	Chk Pass	Chk Pass	Chk Pass	Chk Pass	Chk Pass	Chk Pass
High Limit							
Low Limit							

Elem	Mg2790	Mn2576	Mo2020	Na5895	Ni2316	Pb2203	Sb2175
IS Ref	(Y_3710)	(Y_3600)	(Y_2243)	(Y_3710)	(In2306)	(Y_2243)	(Y_2243)
Units	ppb	ppb	ppb	ppb	ppb	ppb	ppb
Avg	34964.	428.81	3.3356	210470.	4.6853	1.0879	-1.190
Stddev	314.	1.30	.2356	1185.	.3706	.5572	1.917
%RSD	.89846	.30285	7.0621	.56293	7.9108	51.217	161.0
Check ?	Chk Pass	Chk Pass	Chk Pass	Chk Pass	Chk Pass	Chk Pass	Chk Pass
High Limit							
Low Limit							

PDF created with pdfFactory Pro trial version www.pdffactory.com

Sample Name: 240-67540-f-1-b Acquired: 7/26/2016 21:55:46 Type: Unk
Method: ICP I9 Method 200.7-6010(v136) Mode: CONC Corr. Factor: 1.000000
User: analyst Custom ID1: Custom ID2: Custom ID3:
Comment:

Elem	Se1960	Sn1899	Ti3372	Tl1908	V_2908	Zn2062	Si2516
IS Ref	(Y_2243)	(In2306)	(Y_3600)	(In2306)	(Y_3710)	(In2306)	(Y_3710)
Units	ppb	ppb	ppb	ppb	ppb	ppb	ppb
Avg	1.4545	-.55743	-1.0325	3.6187	-1.5295	1.6205	6304.9
Stddev	1.4656	.28540	.1348	.8094	1.3944	.0506	15.5
%RSD	100.77	51.199	13.060	22.368	91.165	3.1207	.24545
Check ?	Chk Pass	Chk Pass	Chk Pass	Chk Pass	Chk Pass	Chk Pass	Chk Pass
High Limit							
Low Limit							

Elem	Sr3464
IS Ref	(Y_3710)
Units	ppb
Avg	767.91
Stddev	5.89
%RSD	.76652
Check ?	Chk Pass
High Limit	
Low Limit	

Int. Std.	In2306	Y_2243	Y_3600	Y_3710
Units	Cts/S	Cts/S	Cts/S	Cts/S
Avg	5289.6	4282.5	61356.	7236.5
Stddev	8.3	4.4	179.	22.6
%RSD	.15745	.10372	.29113	.31236
Check ?	Chk Pass	Chk Pass	Chk Pass	Chk Pass
Value	90.995%	97.661%	98.141%	101.01%
Range				

PDF created with pdfFactory Pro trial version www.pdffactory.com

Sample Name: 240-67540-f-2-b Acquired: 7/26/2016 22:00:09 Type: Unk
Method: ICP I9 Method 200.7-6010(v136) Mode: CONC Corr. Factor: 1.000000
User: analyst Custom ID1: Custom ID2: Custom ID3:
Comment:

Elem	Ag3280	Al3082	As1890	B_1826	Ba4554	Be3130	Ca3179
IS Ref	(Y_3600)	(Y_3710)	(Y_2243)	(Y_2243)	(Y_3710)	(Y_3710)	(Y_3710)
Units	ppb	ppb	ppb	ppb	ppb	ppb	ppb
Avg	-.51169	10.520	5.0439	F 29082.	233.10	-.19705	301700.
Stddev	.30324	12.992	.7858	196.	.53	.05779	1817.
%RSD	59.264	123.49	15.579	.67480	.22860	29.328	.60234
Check ?	Chk Pass	Chk Pass	Chk Pass	Chk Fail	Chk Pass	Chk Pass	Chk Pass
High Limit				20000.			
Low Limit				-500000.			

Elem	Cd2288	Co2286	Cr2677	Cu3273	Fe2599	K_7664	Li6707
IS Ref	(Y_2243)	(In2306)	(Y_3600)	(Y_3600)	(Y_3710)	(Y_3710)	(Y_3710)
Units	ppb	ppb	ppb	ppb	ppb	ppb	ppb
Avg	-.0681	1.8808	1.1221	3.0172	306.04	25100.	9.2286
Stddev	.0407	.2119	.1371	.5382	1.27	139.	.9684
%RSD	59.74	11.266	12.220	17.837	.41407	.55415	10.493
Check ?	Chk Pass	Chk Pass	Chk Pass	Chk Pass	Chk Pass	Chk Pass	Chk Pass
High Limit							
Low Limit							

Elem	Mg2790	Mn2576	Mo2020	Na5895	Ni2316	Pb2203	Sb2175
IS Ref	(Y_3710)	(Y_3600)	(Y_2243)	(Y_3710)	(In2306)	(Y_2243)	(Y_2243)
Units	ppb	ppb	ppb	ppb	ppb	ppb	ppb
Avg	76278.	440.41	-2.1449	173670.	60.026	2.1912	.4442
Stddev	473.	.83	.2975	809.	1.218	1.2423	1.748
%RSD	.61989	.18894	13.870	.46584	2.0283	56.695	393.5
Check ?	Chk Pass	Chk Pass	Chk Pass	Chk Pass	Chk Pass	Chk Pass	Chk Pass
High Limit							
Low Limit							

PDF created with pdfFactory Pro trial version www.pdffactory.com

Sample Name: 240-67540-f-2-b Acquired: 7/26/2016 22:00:09 Type: Unk
Method: ICP I9 Method 200.7-6010(v136) Mode: CONC Corr. Factor: 1.000000
User: analyst Custom ID1: Custom ID2: Custom ID3:
Comment:

Elem	Se1960	Sn1899	Ti3372	Tl1908	V_2908	Zn2062	Si2516
IS Ref	(Y_2243)	(In2306)	(Y_3600)	(In2306)	(Y_3710)	(In2306)	(Y_3710)
Units	ppb	ppb	ppb	ppb	ppb	ppb	ppb
Avg	.09734	-.26526	-1.2923	1.3924	-2.9454	.53677	6346.6
Stddev	2.7719	.36434	.0809	1.5144	5.4975	.25406	45.0
%RSD	2847.6	137.35	6.2636	108.76	186.65	47.331	.70937
Check ?	Chk Pass	Chk Pass	Chk Pass	Chk Pass	Chk Pass	Chk Pass	Chk Pass
High Limit							
Low Limit							

Elem	Sr3464
IS Ref	(Y_3710)
Units	ppb
Avg	928.19
Stddev	6.73
%RSD	.72520
Check ?	Chk Pass
High Limit	
Low Limit	

Int. Std.	In2306	Y_2243	Y_3600	Y_3710
Units	Cts/S	Cts/S	Cts/S	Cts/S
Avg	5200.5	4225.2	61078.	7288.3
Stddev	3.6	3.7	74.	54.8
%RSD	.06933	.08805	.12110	.75240
Check ?	Chk Pass	Chk Pass	Chk Pass	Chk Pass
Value	89.461%	96.354%	97.696%	101.74%
Range				

PDF created with pdfFactory Pro trial version www.pdffactory.com

Sample Name: 240-67540-f-3-b Acquired: 7/26/2016 22:04:21 Type: Unk
Method: ICP I9 Method 200.7-6010(v136) Mode: CONC Corr. Factor: 1.000000
User: analyst Custom ID1: Custom ID2: Custom ID3:
Comment:

Elem	Ag3280	Al3082	As1890	B_1826	Ba4554	Be3130	Ca3179
IS Ref	(Y_3600)	(Y_3710)	(Y_2243)	(Y_2243)	(Y_3710)	(Y_3710)	(Y_3710)
Units	ppb	ppb	ppb	ppb	ppb	ppb	ppb
Avg	-.16634	-2.3988	1.7829	467.49	84.813	-.17929	92301.
Stddev	.31712	44.214	1.9732	10.31	.420	.01704	235.
%RSD	190.64	1843.2	110.68	2.2055	.49546	9.5056	.25452
Check ?	Chk Pass	Chk Pass	Chk Pass	Chk Pass	Chk Pass	Chk Pass	Chk Pass
High Limit							
Low Limit							

Elem	Cd2288	Co2286	Cr2677	Cu3273	Fe2599	K_7664	Li6707
IS Ref	(Y_2243)	(In2306)	(Y_3600)	(Y_3600)	(Y_3710)	(Y_3710)	(Y_3710)
Units	ppb	ppb	ppb	ppb	ppb	ppb	ppb
Avg	-.0282	.24745	.64329	1.3977	47.504	5685.5	2.9509
Stddev	.1429	.36890	.13569	.5362	.605	13.7	.4859
%RSD	506.9	149.08	21.093	38.364	1.2738	.24073	16.468
Check ?	Chk Pass	Chk Pass	Chk Pass	Chk Pass	Chk Pass	Chk Pass	Chk Pass
High Limit							
Low Limit							

Elem	Mg2790	Mn2576	Mo2020	Na5895	Ni2316	Pb2203	Sb2175
IS Ref	(Y_3710)	(Y_3600)	(Y_2243)	(Y_3710)	(In2306)	(Y_2243)	(Y_2243)
Units	ppb	ppb	ppb	ppb	ppb	ppb	ppb
Avg	9256.6	230.93	-.07695	283810.	2.1416	.99035	.7740
Stddev	31.9	.60	.03808	3060.	.2727	.99341	1.823
%RSD	.34502	.26146	49.489	1.0780	12.732	100.31	235.5
Check ?	Chk Pass	Chk Pass	Chk Pass	Chk Pass	Chk Pass	Chk Pass	Chk Pass
High Limit							
Low Limit							

PDF created with pdfFactory Pro trial version www.pdffactory.com

Sample Name: 240-67540-f-3-b Acquired: 7/26/2016 22:04:21 Type: Unk
Method: ICP I9 Method 200.7-6010(v136) Mode: CONC Corr. Factor: 1.000000
User: analyst Custom ID1: Custom ID2: Custom ID3:
Comment:

Elem	Se1960	Sn1899	Ti3372	Tl1908	V_2908	Zn2062	Si2516
IS Ref	(Y_2243)	(In2306)	(Y_3600)	(In2306)	(Y_3710)	(In2306)	(Y_3710)
Units	ppb	ppb	ppb	ppb	ppb	ppb	ppb
Avg	2.0128	-.49503	-.85933	2.0666	-1.9063	.69664	6134.3
Stddev	.8014	.45053	.17493	.5384	1.5063	.08553	26.6
%RSD	39.817	91.011	20.357	26.053	79.014	12.278	.43299
Check ?	Chk Pass	Chk Pass	Chk Pass	Chk Pass	Chk Pass	Chk Pass	Chk Pass
High Limit							
Low Limit							

Elem	Sr3464
IS Ref	(Y_3710)
Units	ppb
Avg	704.46
Stddev	2.46
%RSD	.34933
Check ?	Chk Pass
High Limit	
Low Limit	

Int. Std.	In2306	Y_2243	Y_3600	Y_3710
Units	Cts/S	Cts/S	Cts/S	Cts/S
Avg	5295.2	4308.9	61601.	7266.7
Stddev	5.1	4.0	98.	51.6
%RSD	.09722	.09221	.15864	.70980
Check ?	Chk Pass	Chk Pass	Chk Pass	Chk Pass
Value	91.091%	98.263%	98.534%	101.43%
Range				

PDF created with pdfFactory Pro trial version www.pdffactory.com

Sample Name: 240-67540-f-5-b Acquired: 7/26/2016 22:08:36 Type: Unk
Method: ICP I9 Method 200.7-6010(v136) Mode: CONC Corr. Factor: 1.000000
User: analyst Custom ID1: Custom ID2: Custom ID3:
Comment:

Elem	Ag3280	Al3082	As1890	B_1826	Ba4554	Be3130	Ca3179
IS Ref	(Y_3600)	(Y_3710)	(Y_2243)	(Y_2243)	(Y_3710)	(Y_3710)	(Y_3710)
Units	ppb	ppb	ppb	ppb	ppb	ppb	ppb
Avg	.17051	2.2147	5.3825	5512.6	89.002	-.13102	90302.
Stddev	.39950	23.202	1.1371	38.0	.415	.09208	413.
%RSD	234.30	1047.7	21.127	.68913	.46593	70.279	.45778
Check ?	Chk Pass	Chk Pass	Chk Pass	Chk Pass	Chk Pass	Chk Pass	Chk Pass
High Limit							
Low Limit							

Elem	Cd2288	Co2286	Cr2677	Cu3273	Fe2599	K_7664	Li6707
IS Ref	(Y_2243)	(In2306)	(Y_3600)	(Y_3600)	(Y_3710)	(Y_3710)	(Y_3710)
Units	ppb	ppb	ppb	ppb	ppb	ppb	ppb
Avg	.0933	.97798	.78746	3.1536	6.5377	9296.5	1.5175
Stddev	.0496	.15696	.11236	.2585	1.3446	59.5	1.0520
%RSD	53.15	16.049	14.269	8.1959	20.567	.64001	69.326
Check ?	Chk Pass	Chk Pass	Chk Pass	Chk Pass	Chk Pass	Chk Pass	Chk Pass
High Limit							
Low Limit							

Elem	Mg2790	Mn2576	Mo2020	Na5895	Ni2316	Pb2203	Sb2175
IS Ref	(Y_3710)	(Y_3600)	(Y_2243)	(Y_3710)	(In2306)	(Y_2243)	(Y_2243)
Units	ppb	ppb	ppb	ppb	ppb	ppb	ppb
Avg	18354.	268.81	14.408	166910.	8.2603	.47984	-1.671
Stddev	94.	.96	.190	338.	.1300	.70916	2.312
%RSD	.51166	.35730	1.3209	.20232	1.5734	147.79	138.3
Check ?	Chk Pass	Chk Pass	Chk Pass	Chk Pass	Chk Pass	Chk Pass	Chk Pass
High Limit							
Low Limit							

PDF created with pdfFactory Pro trial version www.pdffactory.com

Sample Name: 240-67540-f-5-b Acquired: 7/26/2016 22:08:36 Type: Unk
Method: ICP I9 Method 200.7-6010(v136) Mode: CONC Corr. Factor: 1.000000
User: analyst Custom ID1: Custom ID2: Custom ID3:
Comment:

Elem	Se1960	Sn1899	Ti3372	Tl1908	V_2908	Zn2062	Si2516
IS Ref	(Y_2243)	(In2306)	(Y_3600)	(In2306)	(Y_3710)	(In2306)	(Y_3710)
Units	ppb	ppb	ppb	ppb	ppb	ppb	ppb
Avg	.54776	-.55175	-1.0018	2.9925	1.8470	1.8104	7422.7
Stddev	2.5565	.41980	.1299	.9144	1.4747	.0256	5.5
%RSD	466.73	76.085	12.967	30.556	79.842	1.4151	.07413
Check ?	Chk Pass	Chk Pass	Chk Pass	Chk Pass	Chk Pass	Chk Pass	Chk Pass
High Limit							
Low Limit							

Elem	Sr3464
IS Ref	(Y_3710)
Units	ppb
Avg	681.40
Stddev	4.84
%RSD	.71099
Check ?	Chk Pass
High Limit	
Low Limit	

Int. Std.	In2306	Y_2243	Y_3600	Y_3710
Units	Cts/S	Cts/S	Cts/S	Cts/S
Avg	5489.2	4381.6	62943.	7306.2
Stddev	8.2	7.9	180.	33.1
%RSD	.14992	.18088	.28605	.45296
Check ?	Chk Pass	Chk Pass	Chk Pass	Chk Pass
Value	94.428%	99.921%	100.68%	101.99%
Range				

PDF created with pdfFactory Pro trial version www.pdffactory.com

Sample Name: CCV-2609127 Acquired: 7/26/2016 22:12:42 Type: QC
Method: ICP I9 Method 200.7-6010(v136) Mode: CONC Corr. Factor: 1.000000
User: analyst Custom ID1: Custom ID2: Custom ID3:
Comment:

Elem	Ag3280	Al3082	As1890	B_1826	Ba4554	Be3130	Ca3179	Cd2288
IS Ref	(Y_3600)	(Y_3710)	(Y_2243)	(Y_2243)	(Y_3710)	(Y_3710)	(Y_3710)	(Y_2243)
Units	ppb	ppb	ppb	ppb	ppb	ppb	ppb	ppb
Avg	1050.1	23671.	493.56	5331.8	2029.4	2118.2	52220.	516.7
Stddev	1.3	44.	4.69	20.9	.8	3.6	139.	2.2
%RSD	.12493	.18500	.95119	.39258	.04033	.17050	.26703	.4191
Check ?	Chk Pass	Chk Pass	Chk Pass	Chk Pass	Chk Pass	Chk Pass	Chk Pass	Chk Pass
Value								
Range								

Elem	Co2286	Cr2677	Cu3273	Fe2599	K_7664	Li6707	Mg2790	Mn2576
IS Ref	(In2306)	(Y_3600)	(Y_3600)	(Y_3710)	(Y_3710)	(Y_3710)	(Y_3710)	(Y_3600)
Units	ppb	ppb	ppb	ppb	ppb	ppb	ppb	ppb
Avg	1956.8	1879.7	2007.8	23501.	51091.	4907.4	47328.	1797.0
Stddev	14.7	4.2	3.4	36.	102.	2.6	109.	4.2
%RSD	.75336	.22321	.17004	.15451	.19998	.05287	.23117	.23208
Check ?	Chk Pass	Chk Pass	Chk Pass	Chk Pass	Chk Pass	Chk Pass	Chk Pass	Chk Pass
Value								
Range								

Elem	Mo2020	Na5895	Ni2316	Pb2203	Sb2175	Se1960	Sn1899	Ti3372
IS Ref	(Y_2243)	(Y_3710)	(In2306)	(Y_2243)	(Y_2243)	(Y_2243)	(In2306)	(Y_3600)
Units	ppb	ppb	ppb	ppb	ppb	ppb	ppb	ppb
Avg	1928.9	52946.	1991.2	467.49	523.3	508.20	5031.8	4986.2
Stddev	16.2	66.	14.4	5.05	6.1	8.46	39.8	33.4
%RSD	.84173	.12388	.72411	1.0794	1.163	1.6651	.79145	.67022
Check ?	Chk Pass	Chk Pass	Chk Pass	Chk Pass	Chk Pass	Chk Pass	Chk Pass	Chk Pass
Value								
Range								

PDF created with pdfFactory Pro trial version www.pdffactory.com

Sample Name: CCV-2609127 Acquired: 7/26/2016 22:12:42 Type: QC
Method: ICP I9 Method 200.7-6010(v136) Mode: CONC Corr. Factor: 1.000000
User: analyst Custom ID1: Custom ID2: Custom ID3:
Comment:

Elem	Tl1908	V_2908	Zn2062	Si2516	Sr3464
IS Ref	(In2306)	(Y_3710)	(In2306)	(Y_3710)	(Y_3710)
Units	ppb	ppb	ppb	ppb	ppb
Avg	970.79	1954.6	2014.0	4719.1	5128.8
Stddev	9.78	5.6	14.4	39.8	6.2
%RSD	1.0079	.28849	.71531	.84422	.12065
Check ?	Chk Pass	Chk Pass	Chk Pass	Chk Pass	Chk Pass
Value					
Range					

Int. Std.	In2306	Y_2243	Y_3600	Y_3710
Units	Cts/S	Cts/S	Cts/S	Cts/S
Avg	5400.2	4379.4	62744.	7111.0
Stddev	7.1	2.4	95.	29.3
%RSD	.13173	.05410	.15190	.41158

PDF created with pdfFactory Pro trial version www.pdffactory.com

Sample Name: CCB Acquired: 7/26/2016 22:16:35 Type: QC
Method: ICP I9 Method 200.7-6010(v136) Mode: CONC Corr. Factor: 1.000000
User: analyst Custom ID1: Custom ID2: Custom ID3:
Comment:

Elem	Ag3280	Al3082	As1890	B_1826	Ba4554	Be3130	Ca3179	Cd2288
IS Ref	(Y_3600)	(Y_3710)	(Y_2243)	(Y_2243)	(Y_3710)	(Y_3710)	(Y_3710)	(Y_2243)
Units	ppb	ppb	ppb	ppb	ppb	ppb	ppb	ppb
Avg	.34495	7.2684	-1.6449	15.308	.06894	-.01806	-2.9655	.1122
Stddev	.11470	13.211	.7452	.963	.09438	.10182	3.0780	.0994
%RSD	33.252	181.76	45.306	6.2912	136.91	563.68	103.79	88.63
Check ?	Chk Pass	Chk Pass	Chk Pass	Chk Pass	Chk Pass	Chk Pass	Chk Pass	Chk Pass
High Limit								
Low Limit								

Elem	Co2286	Cr2677	Cu3273	Fe2599	K_7664	Li6707	Mg2790	Mn2576
IS Ref	(In2306)	(Y_3600)	(Y_3600)	(Y_3710)	(Y_3710)	(Y_3710)	(Y_3710)	(Y_3600)
Units	ppb	ppb	ppb	ppb	ppb	ppb	ppb	ppb
Avg	-.14865	.14662	1.7278	2.0043	56.367	-1.8868	.70246	-.13095
Stddev	.11037	.20862	.9309	.7058	30.999	.9466	6.9923	.01906
%RSD	74.252	142.28	53.880	35.214	54.995	50.168	995.39	14.554
Check ?	Chk Pass	Chk Pass	Chk Pass	Chk Pass	Chk Pass	Chk Pass	Chk Pass	Chk Pass
High Limit								
Low Limit								

Elem	Mo2020	Na5895	Ni2316	Pb2203	Sb2175	Se1960	Sn1899	Ti3372
IS Ref	(Y_2243)	(Y_3710)	(In2306)	(Y_2243)	(Y_2243)	(Y_2243)	(In2306)	(Y_3600)
Units	ppb	ppb	ppb	ppb	ppb	ppb	ppb	ppb
Avg	.47618	100.50	-.19606	.42153	-1.569	2.2267	-.21303	.87065
Stddev	.01991	6.85	.18633	1.3089	.614	.4425	.24242	.08912
%RSD	4.1815	6.8197	95.035	310.52	39.14	19.873	113.80	10.236
Check ?	Chk Pass	Chk Pass	Chk Pass	Chk Pass	Chk Pass	Chk Pass	Chk Pass	Chk Pass
High Limit								
Low Limit								

PDF created with pdfFactory Pro trial version www.pdffactory.com

Sample Name: CCB Acquired: 7/26/2016 22:16:35 Type: QC
Method: ICP I9 Method 200.7-6010(v136) Mode: CONC Corr. Factor: 1.000000
User: analyst Custom ID1: Custom ID2: Custom ID3:
Comment:

Elem	Tl1908	V_2908	Zn2062	Si2516	Sr3464
IS Ref	(In2306)	(Y_3710)	(In2306)	(Y_3710)	(Y_3710)
Units	ppb	ppb	ppb	ppb	ppb
Avg	.51657	.55684	-.80437	1.2296	1.0503
Stddev	1.0891	2.0010	.11423	5.3470	.5268
%RSD	210.84	359.34	14.202	434.87	50.158
Check ?	Chk Pass	Chk Pass	Chk Pass	Chk Pass	Chk Pass
High Limit					
Low Limit					

Int. Std.	In2306	Y_2243	Y_3600	Y_3710
Units	Cts/S	Cts/S	Cts/S	Cts/S
Avg	6100.4	4559.4	66593.	7178.4
Stddev	10.7	9.4	259.	9.3
%RSD	.17480	.20576	.38908	.12894

PDF created with pdfFactory Pro trial version www.pdffactory.com

Sample Name: mb 240-239692/1-a Acquired: 7/26/2016 22:20:47 Type: QC
Method: ICP I9 Method 200.7-6010(v136) Mode: CONC Corr. Factor: 1.000000
User: analyst Custom ID1: Custom ID2: Custom ID3:
Comment:

Elem	Ag3280	Al3082	As1890	B_1826	Ba4554	Be3130	Ca3179	Cd2288
IS Ref	(Y_3600)	(Y_3710)	(Y_2243)	(Y_2243)	(Y_3710)	(Y_3710)	(Y_3710)	(Y_2243)
Units	ppb	ppb	ppb	ppb	ppb	ppb	ppb	ppb
Avg	.03701	3.1969	-.06194	11.337	.75154	-.24470	162.56	.0263
Stddev	.14308	18.579	.93296	.441	.07775	.09047	2.59	.0920
%RSD	386.61	581.16	1506.2	3.8869	10.345	36.971	1.5959	349.8
Check ?	Chk Pass	Chk Pass	Chk Pass	Chk Pass	Chk Pass	Chk Pass	Chk Pass	Chk Pass
High Limit								
Low Limit								

Elem	Co2286	Cr2677	Cu3273	Fe2599	K_7664	Li6707	Mg2790	Mn2576
IS Ref	(In2306)	(Y_3600)	(Y_3600)	(Y_3710)	(Y_3710)	(Y_3710)	(Y_3710)	(Y_3600)
Units	ppb	ppb	ppb	ppb	ppb	ppb	ppb	ppb
Avg	-.12109	.65204	4.4262	15.599	45.775	-1.6259	43.928	2.6453
Stddev	.23846	.41249	.5783	2.547	14.689	2.1795	14.378	.0201
%RSD	196.93	63.262	13.064	16.329	32.089	134.05	32.732	.76027
Check ?	Chk Pass	Chk Pass	Chk Pass	Chk Pass	Chk Pass	Chk Pass	Chk Pass	Chk Pass
High Limit								
Low Limit								

Elem	Mo2020	Na5895	Ni2316	Pb2203	Sb2175	Se1960	Sn1899	Ti3372
IS Ref	(Y_2243)	(Y_3710)	(In2306)	(Y_2243)	(Y_2243)	(Y_2243)	(In2306)	(Y_3600)
Units	ppb	ppb	ppb	ppb	ppb	ppb	ppb	ppb
Avg	-1.9521	136.33	.95567	.88313	-.3943	.53346	27.029	-.43628
Stddev	.1892	2.19	.36448	.68460	1.711	1.3986	.344	.16539
%RSD	9.6922	1.6040	38.138	77.519	433.9	262.17	1.2730	37.910
Check ?	Chk Pass	Chk Pass	Chk Pass	Chk Pass	Chk Pass	Chk Pass	Chk Pass	Chk Pass
High Limit								
Low Limit								

PDF created with pdfFactory Pro trial version www.pdffactory.com

Sample Name: mb 240-239692/1-a Acquired: 7/26/2016 22:20:47 Type: QC
Method: ICP I9 Method 200.7-6010(v136) Mode: CONC Corr. Factor: 1.000000
User: analyst Custom ID1: Custom ID2: Custom ID3:
Comment:

Elem	Tl1908	V_2908	Zn2062	Si2516	Sr3464
IS Ref	(In2306)	(Y_3710)	(In2306)	(Y_3710)	(Y_3710)
Units	ppb	ppb	ppb	ppb	ppb
Avg	.51896	-.73490	3.2393	63.134	1.8166
Stddev	.63023	1.7956	.0316	5.368	5.7273
%RSD	121.44	244.33	.97608	8.5028	315.28
Check ?	Chk Pass	Chk Pass	Chk Pass	Chk Pass	Chk Pass
High Limit					
Low Limit					

Int. Std.	In2306	Y_2243	Y_3600	Y_3710
Units	Cts/S	Cts/S	Cts/S	Cts/S
Avg	6041.9	4559.8	66544.	7173.1
Stddev	9.7	6.3	181.	7.3
%RSD	.16081	.13796	.27224	.10184

PDF created with pdfFactory Pro trial version www.pdffactory.com

Sample Name: lcs 240-239692/2-a Acquired: 7/26/2016 22:24:57 Type: QC
Method: ICP I9 Method 200.7-6010(v136) Mode: CONC Corr. Factor: 1.000000
User: analyst Custom ID1: Custom ID2: Custom ID3:
Comment:

Elem	Ag3280	Al3082	As1890	B_1826	Ba4554	Be3130	Ca3179	Cd2288
IS Ref	(Y_3600)	(Y_3710)	(Y_2243)	(Y_2243)	(Y_3710)	(Y_3710)	(Y_3710)	(Y_2243)
Units	ppb	ppb	ppb	ppb	ppb	ppb	ppb	ppb
Avg	48.887	1797.3	1886.8	990.97	1906.1	50.380	47964.	45.56
Stddev	.352	40.9	12.7	3.06	.6	.091	85.	.37
%RSD	.71949	2.2782	.67127	.30904	.03267	.18092	.17752	.8114
Check ?	Chk Pass	Chk Pass	Chk Pass	Chk Pass	Chk Pass	Chk Pass	Chk Pass	Chk Pass
Value								
Range								

Elem	Co2286	Cr2677	Cu3273	Fe2599	K_7664	Li6707	Mg2790	Mn2576
IS Ref	(In2306)	(Y_3600)	(Y_3600)	(Y_3710)	(Y_3710)	(Y_3710)	(Y_3710)	(Y_3600)
Units	ppb	ppb	ppb	ppb	ppb	ppb	ppb	ppb
Avg	453.34	180.87	243.87	908.59	47218.	916.80	44823.	433.02
Stddev	1.67	.51	.42	4.04	83.	2.18	250.	.92
%RSD	.36766	.28426	.17410	.44503	.17673	.23814	.55681	.21253
Check ?	Chk Pass	Chk Pass	Chk Pass	Chk Pass	Chk Pass	Chk Pass	Chk Pass	Chk Pass
Value								
Range								

Elem	Mo2020	Na5895	Ni2316	Pb2203	Sb2175	Se1960	Sn1899	Ti3372
IS Ref	(Y_2243)	(Y_3710)	(In2306)	(Y_2243)	(Y_2243)	(Y_2243)	(In2306)	(Y_3600)
Units	ppb	ppb	ppb	ppb	ppb	ppb	ppb	ppb
Avg	912.88	49542.	470.63	438.90	482.3	1885.5	1883.6	957.86
Stddev	4.57	98.	3.33	3.09	4.4	3.7	13.0	1.37
%RSD	.50044	.19739	.70789	.70448	.9061	.19418	.69140	.14316
Check ?	Chk Pass	Chk Pass	Chk Pass	Chk Pass	Chk Pass	Chk Pass	Chk Pass	Chk Pass
Value								
Range								

PDF created with pdfFactory Pro trial version www.pdffactory.com

Sample Name: lcs 240-239692/2-a Acquired: 7/26/2016 22:24:57 Type: QC
Method: ICP I9 Method 200.7-6010(v136) Mode: CONC Corr. Factor: 1.000000
User: analyst Custom ID1: Custom ID2: Custom ID3:
Comment:

Elem	Tl1908	V_2908	Zn2062	Si2516	Sr3464
IS Ref	(In2306)	(Y_3710)	(In2306)	(Y_3710)	(Y_3710)
Units	ppb	ppb	ppb	ppb	ppb
Avg	1757.6	458.17	473.86	959.66	960.22
Stddev	7.8	4.16	2.36	12.23	1.89
%RSD	.44577	.90897	.49707	1.2746	.19638
Check ?	Chk Pass	Chk Pass	Chk Pass	Chk Pass	Chk Pass
Value					
Range					

Int. Std.	In2306	Y_2243	Y_3600	Y_3710
Units	Cts/S	Cts/S	Cts/S	Cts/S
Avg	5443.8	4323.4	62110.	7037.3
Stddev	14.2	16.2	173.	34.3
%RSD	.26144	.37403	.27839	.48695

PDF created with pdfFactory Pro trial version www.pdffactory.com

Sample Name: 240-67515-c-1-d Acquired: 7/26/2016 22:28:42 Type: Unk
Method: ICP I9 Method 200.7-6010(v136) Mode: CONC Corr. Factor: 1.000000
User: analyst Custom ID1: Custom ID2: Custom ID3:
Comment:

Elem	Ag3280	Al3082	As1890	B_1826	Ba4554	Be3130
IS Ref	(Y_3600)	(Y_3710)	(Y_2243)	(Y_2243)	(Y_3710)	(Y_3710)
Units	ppb	ppb	ppb	ppb	ppb	ppb
Avg	-.84096	10933.	14.582	26.249	55.543	.64102
Stddev	.24439	77.	3.571	.725	.162	.05196
%RSD	29.061	.70507	24.490	2.7619	.29158	8.1060
Check ?	Chk Pass	Chk Pass	Chk Pass	Chk Pass	Chk Pass	Chk Pass
High Limit						
Low Limit						

Elem	Ca3179	Cd2288	Co2286	Cr2677	Cu3273	Fe2599
IS Ref	(Y_3710)	(Y_2243)	(In2306)	(Y_3600)	(Y_3600)	(Y_3710)
Units	ppb	ppb	ppb	ppb	ppb	ppb
Avg	F 2120200.	.8483	8.8361	20.907	34.204	22262.
Stddev	2413.	.2132	.1886	.274	.381	68.
%RSD	.11381	25.13	2.1339	1.3114	1.1128	.30472
Check ?	Chk Fail	Chk Pass	Chk Pass	Chk Pass	Chk Pass	Chk Pass
High Limit	800000.					
Low Limit	-500000.					

Elem	K_7664	Li6707	Mg2790	Mn2576	Mo2020	Na5895
IS Ref	(Y_3710)	(Y_3710)	(Y_3710)	(Y_3600)	(Y_2243)	(Y_3710)
Units	ppb	ppb	ppb	ppb	ppb	ppb
Avg	1541.9	47.267	91914.	962.08	3.7962	1674.4
Stddev	23.4	3.115	402.	.38	.0497	43.4
%RSD	1.5165	6.5896	.43722	.03933	1.3093	2.5912
Check ?	Chk Pass	Chk Pass	Chk Pass	Chk Pass	Chk Pass	Chk Pass
High Limit						
Low Limit						

PDF created with pdfFactory Pro trial version www.pdffactory.com

Sample Name: 240-67515-c-1-d Acquired: 7/26/2016 22:28:42 Type: Unk
Method: ICP I9 Method 200.7-6010(v136) Mode: CONC Corr. Factor: 1.000000
User: analyst Custom ID1: Custom ID2: Custom ID3:
Comment:

Elem	Ni2316	Pb2203	Sb2175	Se1960	Sn1899	Ti3372
IS Ref	(In2306)	(Y_2243)	(Y_2243)	(Y_2243)	(In2306)	(Y_3600)
Units	ppb	ppb	ppb	ppb	ppb	ppb
Avg	55.405	23.871	-5.656	5.2028	29.170	525.92
Stddev	.738	.435	2.256	2.1568	.853	.52
%RSD	1.3322	1.8239	39.88	41.454	2.9258	.09851
Check ?	Chk Pass	Chk Pass	Chk Pass	Chk Pass	Chk Pass	Chk Pass
High Limit						
Low Limit						

Elem	Tl1908	V_2908	Zn2062	Si2516	Sr3464
IS Ref	(In2306)	(Y_3710)	(In2306)	(Y_3710)	(Y_3710)
Units	ppb	ppb	ppb	ppb	ppb
Avg	9.1150	40.922	98.995	2559.5	1185.6
Stddev	.9295	3.137	.807	31.4	12.9
%RSD	10.197	7.6661	.81525	1.2259	1.0846
Check ?	Chk Pass	Chk Pass	Chk Pass	Chk Pass	Chk Pass
High Limit					
Low Limit					

Int. Std.	In2306	Y_2243	Y_3600	Y_3710
Units	Cts/S	Cts/S	Cts/S	Cts/S
Avg	4402.0	3906.5	56189.	6886.5
Stddev	7.1	8.6	45.	20.9
%RSD	.16190	.21917	.08011	.30344
Check ?	Chk Pass	Chk Pass	Chk Pass	Chk Pass
Value	75.725%	89.087%	89.877%	96.127%
Range				

PDF created with pdfFactory Pro trial version www.pdffactory.com

Sample Name: SD 240-67515-c-1-d@5 Acquired: 7/26/2016 22:32:48 Type: Unk
Method: ICP I9 Method 200.7-6010(v136) Mode: CONC Corr. Factor: 1.000000
User: analyst Custom ID1: Custom ID2: Custom ID3:
Comment:

Elem	Ag3280	Al3082	As1890	B_1826	Ba4554	Be3130	Ca3179
IS Ref	(Y_3600)	(Y_3710)	(Y_2243)	(Y_2243)	(Y_3710)	(Y_3710)	(Y_3710)
Units	ppb	ppb	ppb	ppb	ppb	ppb	ppb
Avg	-.30457	2252.8	3.8579	5.4211	11.267	-.07746	492760.
Stddev	.17075	9.5	.5439	.3652	.153	.01045	2954.
%RSD	56.062	.41948	14.098	6.7373	1.3578	13.495	.59954
Check ?	Chk Pass	Chk Pass	Chk Pass	Chk Pass	Chk Pass	Chk Pass	Chk Pass
High Limit							
Low Limit							

Elem	Cd2288	Co2286	Cr2677	Cu3273	Fe2599	K_7664	Li6707
IS Ref	(Y_2243)	(In2306)	(Y_3600)	(Y_3600)	(Y_3710)	(Y_3710)	(Y_3710)
Units	ppb	ppb	ppb	ppb	ppb	ppb	ppb
Avg	.2202	1.6060	5.0971	8.5074	4748.5	338.69	6.5637
Stddev	.0758	.1780	.0460	1.0793	8.9	24.08	.8360
%RSD	34.41	11.083	.90194	12.687	.18644	7.1101	12.737
Check ?	Chk Pass	Chk Pass	Chk Pass	Chk Pass	Chk Pass	Chk Pass	Chk Pass
High Limit							
Low Limit							

Elem	Mg2790	Mn2576	Mo2020	Na5895	Ni2316	Pb2203	Sb2175
IS Ref	(Y_3710)	(Y_3600)	(Y_2243)	(Y_3710)	(In2306)	(Y_2243)	(Y_2243)
Units	ppb	ppb	ppb	ppb	ppb	ppb	ppb
Avg	20043.	203.26	-1.5950	379.53	11.828	5.6812	-2.810
Stddev	67.	.13	.0205	3.33	.342	1.6975	.618
%RSD	.33588	.06288	1.2850	.87683	2.8885	29.878	21.98
Check ?	Chk Pass	Chk Pass	Chk Pass	Chk Pass	Chk Pass	Chk Pass	Chk Pass
High Limit							
Low Limit							

PDF created with pdfFactory Pro trial version www.pdffactory.com

Sample Name: SD 240-67515-c-1-d@5 Acquired: 7/26/2016 22:32:48 Type: Unk
Method: ICP I9 Method 200.7-6010(v136) Mode: CONC Corr. Factor: 1.000000
User: analyst Custom ID1: Custom ID2: Custom ID3:
Comment:

Elem	Se1960	Sn1899	Ti3372	Tl1908	V_2908	Zn2062	Si2516
IS Ref	(Y_2243)	(In2306)	(Y_3600)	(In2306)	(Y_3710)	(In2306)	(Y_3710)
Units	ppb	ppb	ppb	ppb	ppb	ppb	ppb
Avg	.43340	5.5013	108.85	2.3611	6.2282	18.754	530.59
Stddev	.05992	.5150	.30	.6244	.8642	.155	4.46
%RSD	13.827	9.3613	.27166	26.446	13.876	.82574	.84035
Check ?	Chk Pass	Chk Pass	Chk Pass	Chk Pass	Chk Pass	Chk Pass	Chk Pass
High Limit							
Low Limit							

Elem	Sr3464
IS Ref	(Y_3710)
Units	ppb
Avg	251.86
Stddev	4.71
%RSD	1.8690
Check ?	Chk Pass
High Limit	
Low Limit	

Int. Std.	In2306	Y_2243	Y_3600	Y_3710
Units	Cts/S	Cts/S	Cts/S	Cts/S
Avg	5231.5	4245.0	61075.	7012.2
Stddev	6.3	6.4	116.	11.1
%RSD	.12027	.14991	.19011	.15862
Check ?	Chk Pass	Chk Pass	Chk Pass	Chk Pass
Value	89.995%	96.805%	97.692%	97.882%
Range				

PDF created with pdfFactory Pro trial version www.pdffactory.com

Sample Name: 240-67515-c-1-e ms Acquired: 7/26/2016 22:37:04 Type: Unk
Method: ICP I9 Method 200.7-6010(v136) Mode: CONC Corr. Factor: 1.000000
User: analyst Custom ID1: Custom ID2: Custom ID3:
Comment:

Elem	Ag3280	Al3082	As1890	B_1826	Ba4554	Be3130
IS Ref	(Y_3600)	(Y_3710)	(Y_2243)	(Y_2243)	(Y_3710)	(Y_3710)
Units	ppb	ppb	ppb	ppb	ppb	ppb
Avg	50.101	19024.	1928.1	982.11	1908.7	47.631
Stddev	.340	117.	13.7	4.73	1.6	.186
%RSD	.67902	.61646	.71076	.48129	.08301	.38974
Check ?	Chk Pass	Chk Pass	Chk Pass	Chk Pass	Chk Pass	Chk Pass
High Limit						
Low Limit						

Elem	Ca3179	Cd2288	Co2286	Cr2677	Cu3273	Fe2599
IS Ref	(Y_3710)	(Y_2243)	(In2306)	(Y_3600)	(Y_3600)	(Y_3710)
Units	ppb	ppb	ppb	ppb	ppb	ppb
Avg	F 1577200.	46.42	464.91	192.41	262.91	24978.
Stddev	6253.	.26	3.42	.69	.93	39.
%RSD	.39645	.5581	.73546	.35665	.35238	.15673
Check ?	Chk Fail	Chk Pass	Chk Pass	Chk Pass	Chk Pass	Chk Pass
High Limit	800000.					
Low Limit	-500000.					

Elem	K_7664	Li6707	Mg2790	Mn2576	Mo2020	Na5895
IS Ref	(Y_3710)	(Y_3710)	(Y_3710)	(Y_3600)	(Y_2243)	(Y_3710)
Units	ppb	ppb	ppb	ppb	ppb	ppb
Avg	50749.	983.09	77689.	1229.3	848.59	51760.
Stddev	203.	1.79	233.	2.0	7.70	152.
%RSD	.39998	.18166	.30026	.15981	.90734	.29296
Check ?	Chk Pass	Chk Pass	Chk Pass	Chk Pass	Chk Pass	Chk Pass
High Limit						
Low Limit						

PDF created with pdfFactory Pro trial version www.pdffactory.com

Sample Name: 240-67515-c-1-e ms Acquired: 7/26/2016 22:37:04 Type: Unk
Method: ICP I9 Method 200.7-6010(v136) Mode: CONC Corr. Factor: 1.000000
User: analyst Custom ID1: Custom ID2: Custom ID3:
Comment:

Elem	Ni2316	Pb2203	Sb2175	Se1960	Sn1899	Ti3372
IS Ref	(In2306)	(Y_2243)	(Y_2243)	(Y_2243)	(In2306)	(Y_3600)
Units	ppb	ppb	ppb	ppb	ppb	ppb
Avg	517.14	415.69	411.6	1890.6	1886.6	1785.1
Stddev	4.26	6.08	4.4	8.1	22.5	3.0
%RSD	.82448	1.4633	1.067	.42651	1.1902	.16561
Check ?	Chk Pass	Chk Pass	Chk Pass	Chk Pass	Chk Pass	Chk Pass
High Limit						
Low Limit						

Elem	Tl1908	V_2908	Zn2062	Si2516	Sr3464
IS Ref	(In2306)	(Y_3710)	(In2306)	(Y_3710)	(Y_3710)
Units	ppb	ppb	ppb	ppb	ppb
Avg	1684.4	482.23	562.29	5515.0	1716.7
Stddev	14.4	5.09	3.96	36.0	12.7
%RSD	.85669	1.0564	.70401	.65323	.74028
Check ?	Chk Pass	Chk Pass	Chk Pass	Chk Pass	Chk Pass
High Limit					
Low Limit					

Int. Std.	In2306	Y_2243	Y_3600	Y_3710
Units	Cts/S	Cts/S	Cts/S	Cts/S
Avg	4519.1	3980.6	57470.	6906.9
Stddev	7.4	3.1	57.	14.9
%RSD	.16316	.07849	.09930	.21558
Check ?	Chk Pass	Chk Pass	Chk Pass	Chk Pass
Value	77.739%	90.776%	91.926%	96.411%
Range				

PDF created with pdfFactory Pro trial version www.pdffactory.com

Sample Name: 240-67515-c-1-f msd Acquired: 7/26/2016 22:40:55 Type: Unk
Method: ICP I9 Method 200.7-6010(v136) Mode: CONC Corr. Factor: 1.000000
User: analyst Custom ID1: Custom ID2: Custom ID3:
Comment:

Elem	Ag3280	Al3082	As1890	B_1826	Ba4554	Be3130
IS Ref	(Y_3600)	(Y_3710)	(Y_2243)	(Y_2243)	(Y_3710)	(Y_3710)
Units	ppb	ppb	ppb	ppb	ppb	ppb
Avg	50.662	19212.	1935.1	1000.8	1944.1	48.003
Stddev	.442	69.	14.3	7.0	2.0	.076
%RSD	.87157	.35858	.74069	.69667	.10136	.15937
Check ?	Chk Pass	Chk Pass	Chk Pass	Chk Pass	Chk Pass	Chk Pass
High Limit						
Low Limit						

Elem	Ca3179	Cd2288	Co2286	Cr2677	Cu3273	Fe2599
IS Ref	(Y_3710)	(Y_2243)	(In2306)	(Y_3600)	(Y_3600)	(Y_3710)
Units	ppb	ppb	ppb	ppb	ppb	ppb
Avg	F 1439800.	46.57	466.36	194.72	267.72	24425.
Stddev	7699.	.42	2.44	.58	.64	26.
%RSD	.53468	.9127	.52378	.29871	.24019	.10525
Check ?	Chk Fail	Chk Pass	Chk Pass	Chk Pass	Chk Pass	Chk Pass
High Limit	800000.					
Low Limit	-500000.					

Elem	K_7664	Li6707	Mg2790	Mn2576	Mo2020	Na5895
IS Ref	(Y_3710)	(Y_3710)	(Y_3710)	(Y_3600)	(Y_2243)	(Y_3710)
Units	ppb	ppb	ppb	ppb	ppb	ppb
Avg	51288.	995.42	152490.	1120.1	859.03	52234.
Stddev	173.	3.49	495.	2.4	6.14	183.
%RSD	.33675	.35032	.32456	.21139	.71426	.35062
Check ?	Chk Pass	Chk Pass	Chk Pass	Chk Pass	Chk Pass	Chk Pass
High Limit						
Low Limit						

PDF created with pdfFactory Pro trial version www.pdffactory.com

Sample Name: 240-67515-c-1-f msd Acquired: 7/26/2016 22:40:55 Type: Unk
Method: ICP I9 Method 200.7-6010(v136) Mode: CONC Corr. Factor: 1.000000
User: analyst Custom ID1: Custom ID2: Custom ID3:
Comment:

Elem	Ni2316	Pb2203	Sb2175	Se1960	Sn1899	Ti3372
IS Ref	(In2306)	(Y_2243)	(Y_2243)	(Y_2243)	(In2306)	(Y_3600)
Units	ppb	ppb	ppb	ppb	ppb	ppb
Avg	517.55	418.11	419.3	1904.0	1896.8	1722.1
Stddev	2.86	1.82	4.6	8.8	10.1	2.4
%RSD	.55303	.43495	1.108	.46082	.53296	.13741
Check ?	Chk Pass	Chk Pass	Chk Pass	Chk Pass	Chk Pass	Chk Pass
High Limit						
Low Limit						

Elem	Tl1908	V_2908	Zn2062	Si2516	Sr3464
IS Ref	(In2306)	(Y_3710)	(In2306)	(Y_3710)	(Y_3710)
Units	ppb	ppb	ppb	ppb	ppb
Avg	1693.0	491.67	576.14	6100.6	1557.2
Stddev	9.6	4.79	2.68	30.3	10.0
%RSD	.56494	.97467	.46499	.49627	.64357
Check ?	Chk Pass	Chk Pass	Chk Pass	Chk Pass	Chk Pass
High Limit					
Low Limit					

Int. Std.	In2306	Y_2243	Y_3600	Y_3710
Units	Cts/S	Cts/S	Cts/S	Cts/S
Avg	4503.1	3960.9	57119.	6876.7
Stddev	7.3	9.6	81.	26.8
%RSD	.16225	.24322	.14095	.38966
Check ?	Chk Pass	Chk Pass	Chk Pass	Chk Pass
Value	77.465%	90.326%	91.364%	95.990%
Range				

PDF created with pdfFactory Pro trial version www.pdffactory.com

Sample Name: PDS 240-67515-c-1-d Acquired: 7/26/2016 22:44:46 Type: Unk
Method: ICP I9 Method 200.7-6010(v136) Mode: CONC Corr. Factor: 1.000000
User: analyst Custom ID1: Custom ID2: Custom ID3:
Comment:

Elem	Ag3280	Al3082	As1890	B_1826	Ba4554	Be3130
IS Ref	(Y_3600)	(Y_3710)	(Y_2243)	(Y_2243)	(Y_3710)	(Y_3710)
Units	ppb	ppb	ppb	ppb	ppb	ppb
Avg	51.092	12658.	2045.5	1075.2	2000.5	48.859
Stddev	.376	96.	7.0	2.7	.9	.177
%RSD	.73509	.75466	.34043	.25019	.04526	.36243
Check ?	Chk Pass	Chk Pass	Chk Pass	Chk Pass	Chk Pass	Chk Pass
High Limit						
Low Limit						

Elem	Ca3179	Cd2288	Co2286	Cr2677	Cu3273	Fe2599
IS Ref	(Y_3710)	(Y_2243)	(In2306)	(Y_3600)	(Y_3600)	(Y_3710)
Units	ppb	ppb	ppb	ppb	ppb	ppb
Avg	F 2128600.	49.46	492.10	192.54	278.29	22657.
Stddev	29159.	.55	2.63	.38	1.28	56.
%RSD	1.3699	1.110	.53400	.19704	.46076	.24860
Check ?	Chk Fail	Chk Pass	Chk Pass	Chk Pass	Chk Pass	Chk Pass
High Limit	800000.					
Low Limit	-500000.					

Elem	K_7664	Li6707	Mg2790	Mn2576	Mo2020	Na5895
IS Ref	(Y_3710)	(Y_3710)	(Y_3710)	(Y_3600)	(Y_2243)	(Y_3710)
Units	ppb	ppb	ppb	ppb	ppb	ppb
Avg	54220.	1067.9	133290.	1347.7	923.66	55688.
Stddev	257.	2.0	606.	4.2	5.53	194.
%RSD	.47353	.18616	.45496	.31011	.59871	.34793
Check ?	Chk Pass	Chk Pass	Chk Pass	Chk Pass	Chk Pass	Chk Pass
High Limit						
Low Limit						

PDF created with pdfFactory Pro trial version www.pdffactory.com

Sample Name: PDS 240-67515-c-1-d Acquired: 7/26/2016 22:44:46 Type: Unk
Method: ICP I9 Method 200.7-6010(v136) Mode: CONC Corr. Factor: 1.000000
User: analyst Custom ID1: Custom ID2: Custom ID3:
Comment:

Elem	Ni2316	Pb2203	Sb2175	Se1960	Sn1899	Ti3372
IS Ref	(In2306)	(Y_2243)	(Y_2243)	(Y_2243)	(In2306)	(Y_3600)
Units	ppb	ppb	ppb	ppb	ppb	ppb
Avg	544.84	433.21	528.5	2033.2	2059.8	1490.0
Stddev	2.07	2.62	1.0	12.4	10.5	1.0
%RSD	.38083	.60529	.1926	.60787	.51060	.06740
Check ?	Chk Pass	Chk Pass	Chk Pass	Chk Pass	Chk Pass	Chk Pass
High Limit						
Low Limit						

Elem	Tl1908	V_2908	Zn2062	Si2516	Sr3464
IS Ref	(In2306)	(Y_3710)	(In2306)	(Y_3710)	(Y_3710)
Units	ppb	ppb	ppb	ppb	ppb
Avg	1789.6	487.55	589.40	3550.6	2072.7
Stddev	10.8	4.08	3.03	49.5	19.5
%RSD	.60517	.83745	.51433	1.3933	.94073
Check ?	Chk Pass	Chk Pass	Chk Pass	Chk Pass	Chk Pass
High Limit					
Low Limit					

Int. Std.	In2306	Y_2243	Y_3600	Y_3710
Units	Cts/S	Cts/S	Cts/S	Cts/S
Avg	4321.0	3860.6	55587.	6834.8
Stddev	5.0	3.0	201.	20.3
%RSD	.11460	.07718	.36150	.29665
Check ?	Chk Pass	Chk Pass	Chk Pass	Chk Pass
Value	74.332%	88.039%	88.914%	95.405%
Range				

PDF created with pdfFactory Pro trial version www.pdffactory.com

Sample Name: 240-67515-c-2-b Acquired: 7/26/2016 22:48:37 Type: Unk
Method: ICP I9 Method 200.7-6010(v136) Mode: CONC Corr. Factor: 1.000000
User: analyst Custom ID1: Custom ID2: Custom ID3:
Comment:

Elem	Ag3280	Al3082	As1890	B_1826	Ba4554	Be3130	Ca3179	Cd2288
IS Ref	(Y_3600)	(Y_3710)	(Y_2243)	(Y_2243)	(Y_3710)	(Y_3710)	(Y_3710)	(Y_2243)
Units	ppb	ppb	ppb	ppb	ppb	ppb	ppb	ppb
Avg	-.37950	15655.	5.2139	3.5983	76.732	.11677	6897.8	.2100
Stddev	.49334	146.	.6822	.2461	.211	.05482	41.7	.0471
%RSD	129.99	.93025	13.083	6.8390	.27507	46.946	.60394	22.41
Check ?	Chk Pass	Chk Pass	Chk Pass	Chk Pass	Chk Pass	Chk Pass	Chk Pass	Chk Pass
High Limit								
Low Limit								

Elem	Co2286	Cr2677	Cu3273	Fe2599	K_7664	Li6707	Mg2790	Mn2576
IS Ref	(In2306)	(Y_3600)	(Y_3600)	(Y_3710)	(Y_3710)	(Y_3710)	(Y_3710)	(Y_3600)
Units	ppb	ppb	ppb	ppb	ppb	ppb	ppb	ppb
Avg	1.5964	18.082	25.716	5765.9	846.90	10.658	1841.5	88.846
Stddev	.1156	.232	.539	7.2	67.98	2.004	8.1	.301
%RSD	7.2429	1.2805	2.0978	.12474	8.0272	18.805	.44154	.33837
Check ?	Chk Pass	Chk Pass	Chk Pass	Chk Pass	Chk Pass	Chk Pass	Chk Pass	Chk Pass
High Limit								
Low Limit								

Elem	Mo2020	Na5895	Ni2316	Pb2203	Sb2175	Se1960	Sn1899	Ti3372
IS Ref	(Y_2243)	(Y_3710)	(In2306)	(Y_2243)	(Y_2243)	(Y_2243)	(In2306)	(Y_3600)
Units	ppb	ppb	ppb	ppb	ppb	ppb	ppb	ppb
Avg	.10691	1104.5	9.0377	15.246	-.9652	4.8173	22.131	727.27
Stddev	.13221	4.3	.3101	.493	.4554	1.6582	.319	.09
%RSD	123.67	.39186	3.4315	3.2368	47.18	34.421	1.4416	.01226
Check ?	Chk Pass	Chk Pass	Chk Pass	Chk Pass	Chk Pass	Chk Pass	Chk Pass	Chk Pass
High Limit								
Low Limit								

PDF created with pdfFactory Pro trial version www.pdffactory.com

Sample Name: 240-67515-c-2-b Acquired: 7/26/2016 22:48:37 Type: Unk
Method: ICP I9 Method 200.7-6010(v136) Mode: CONC Corr. Factor: 1.000000
User: analyst Custom ID1: Custom ID2: Custom ID3:
Comment:

Elem	Tl1908	V_2908	Zn2062	Si2516	Sr3464
IS Ref	(In2306)	(Y_3710)	(In2306)	(Y_3710)	(Y_3710)
Units	ppb	ppb	ppb	ppb	ppb
Avg	.96251	20.778	43.116	2316.7	22.303
Stddev	.96514	2.641	.261	29.3	3.076
%RSD	100.27	12.711	.60550	1.2628	13.793
Check ?	Chk Pass	Chk Pass	Chk Pass	Chk Pass	Chk Pass
High Limit					
Low Limit					

Int. Std.	In2306	Y_2243	Y_3600	Y_3710
Units	Cts/S	Cts/S	Cts/S	Cts/S
Avg	5997.5	4594.0	66805.	7280.5
Stddev	1.6	2.1	122.	35.7
%RSD	.02650	.04488	.18217	.49013
Check ?	Chk Pass	Chk Pass	Chk Pass	Chk Pass
Value	103.17%	104.76%	106.86%	101.63%
Range				

PDF created with pdfFactory Pro trial version www.pdffactory.com

Sample Name: 240-67515-c-4-b Acquired: 7/26/2016 22:52:43 Type: Unk
Method: ICP I9 Method 200.7-6010(v136) Mode: CONC Corr. Factor: 1.000000
User: analyst Custom ID1: Custom ID2: Custom ID3:
Comment:

Elem	Ag3280	Al3082	As1890	B_1826	Ba4554	Be3130	Ca3179	Cd2288
IS Ref	(Y_3600)	(Y_3710)	(Y_2243)	(Y_2243)	(Y_3710)	(Y_3710)	(Y_3710)	(Y_2243)
Units	ppb	ppb	ppb	ppb	ppb	ppb	ppb	ppb
Avg	-.40656	24430.	17.505	6.5927	109.74	.80834	15768.	.7337
Stddev	.13445	193.	1.736	.0855	.42	.02576	87.	.1476
%RSD	33.070	.79186	9.9187	1.2964	.38724	3.1864	.55272	20.11
Check ?	Chk Pass	Chk Pass	Chk Pass	Chk Pass	Chk Pass	Chk Pass	Chk Pass	Chk Pass
High Limit								
Low Limit								

Elem	Co2286	Cr2677	Cu3273	Fe2599	K_7664	Li6707	Mg2790	Mn2576
IS Ref	(In2306)	(Y_3600)	(Y_3600)	(Y_3710)	(Y_3710)	(Y_3710)	(Y_3710)	(Y_3600)
Units	ppb	ppb	ppb	ppb	ppb	ppb	ppb	ppb
Avg	14.372	38.665	40.914	35341.	1762.5	18.987	9563.6	532.73
Stddev	.190	.269	.373	106.	33.6	.881	67.6	1.20
%RSD	1.3198	.69520	.91058	.29900	1.9037	4.6396	.70723	.22565
Check ?	Chk Pass	Chk Pass	Chk Pass	Chk Pass	Chk Pass	Chk Pass	Chk Pass	Chk Pass
High Limit								
Low Limit								

Elem	Mo2020	Na5895	Ni2316	Pb2203	Sb2175	Se1960	Sn1899	Ti3372
IS Ref	(Y_2243)	(Y_3710)	(In2306)	(Y_2243)	(Y_2243)	(Y_2243)	(In2306)	(Y_3600)
Units	ppb	ppb	ppb	ppb	ppb	ppb	ppb	ppb
Avg	.51394	247.47	43.598	34.734	.2351	.12006	31.952	1063.5
Stddev	.04673	4.92	.500	1.069	2.298	1.7342	.439	2.0
%RSD	9.0922	1.9898	1.1460	3.0778	977.5	1444.5	1.3725	.18992
Check ?	Chk Pass	Chk Pass	Chk Pass	Chk Pass	Chk Pass	Chk Pass	Chk Pass	Chk Pass
High Limit								
Low Limit								

PDF created with pdfFactory Pro trial version www.pdffactory.com

Sample Name: 240-67515-c-4-b Acquired: 7/26/2016 22:52:43 Type: Unk
Method: ICP I9 Method 200.7-6010(v136) Mode: CONC Corr. Factor: 1.000000
User: analyst Custom ID1: Custom ID2: Custom ID3:
Comment:

Elem	Tl1908	V_2908	Zn2062	Si2516	Sr3464
IS Ref	(In2306)	(Y_3710)	(In2306)	(Y_3710)	(Y_3710)
Units	ppb	ppb	ppb	ppb	ppb
Avg	1.8950	73.412	122.33	2230.2	29.074
Stddev	.5349	1.068	.81	23.3	3.910
%RSD	28.229	1.4546	.66237	1.0425	13.449
Check ?	Chk Pass	Chk Pass	Chk Pass	Chk Pass	Chk Pass
High Limit					
Low Limit					

Int. Std.	In2306	Y_2243	Y_3600	Y_3710
Units	Cts/S	Cts/S	Cts/S	Cts/S
Avg	5862.2	4603.7	66845.	7340.8
Stddev	7.2	6.6	19.	10.3
%RSD	.12247	.14280	.02876	.14059
Check ?	Chk Pass	Chk Pass	Chk Pass	Chk Pass
Value	100.84%	104.99%	106.92%	102.47%
Range				

PDF created with pdfFactory Pro trial version www.pdffactory.com

Sample Name: 240-67515-c-5-b Acquired: 7/26/2016 22:56:42 Type: Unk
Method: ICP I9 Method 200.7-6010(v136) Mode: CONC Corr. Factor: 1.000000
User: analyst Custom ID1: Custom ID2: Custom ID3:
Comment:

Elem	Ag3280	Al3082	As1890	B_1826	Ba4554	Be3130	Ca3179	Cd2288
IS Ref	(Y_3600)	(Y_3710)	(Y_2243)	(Y_2243)	(Y_3710)	(Y_3710)	(Y_3710)	(Y_2243)
Units	ppb	ppb	ppb	ppb	ppb	ppb	ppb	ppb
Avg	-.09043	17912.	3.5379	2.1999	156.00	.49343	3703.6	.1410
Stddev	.22042	24.	.9495	.4398	.39	.03462	5.5	.0225
%RSD	243.74	.13375	26.836	19.993	.25213	7.0162	.14734	15.95
Check ?	Chk Pass	Chk Pass	Chk Pass	Chk Pass	Chk Pass	Chk Pass	Chk Pass	Chk Pass
High Limit								
Low Limit								

Elem	Co2286	Cr2677	Cu3273	Fe2599	K_7664	Li6707	Mg2790	Mn2576
IS Ref	(In2306)	(Y_3600)	(Y_3600)	(Y_3710)	(Y_3710)	(Y_3710)	(Y_3710)	(Y_3600)
Units	ppb	ppb	ppb	ppb	ppb	ppb	ppb	ppb
Avg	6.3474	28.283	13.976	17148.	1413.8	11.793	4282.0	153.49
Stddev	.1344	.288	.169	10.	25.2	.471	29.8	.19
%RSD	2.1165	1.0189	1.2121	.05745	1.7841	3.9937	.69493	.12506
Check ?	Chk Pass	Chk Pass	Chk Pass	Chk Pass	Chk Pass	Chk Pass	Chk Pass	Chk Pass
High Limit								
Low Limit								

Elem	Mo2020	Na5895	Ni2316	Pb2203	Sb2175	Se1960	Sn1899	Ti3372
IS Ref	(Y_2243)	(Y_3710)	(In2306)	(Y_2243)	(Y_2243)	(Y_2243)	(In2306)	(Y_3600)
Units	ppb	ppb	ppb	ppb	ppb	ppb	ppb	ppb
Avg	-2.1553	228.26	22.858	9.2795	.6106	.75754	26.900	974.79
Stddev	.1114	4.18	.400	.2736	1.343	.42832	.668	1.29
%RSD	5.1665	1.8297	1.7480	2.9486	220.0	56.541	2.4847	.13237
Check ?	Chk Pass	Chk Pass	Chk Pass	Chk Pass	Chk Pass	Chk Pass	Chk Pass	Chk Pass
High Limit								
Low Limit								

PDF created with pdfFactory Pro trial version www.pdffactory.com

Sample Name: 240-67515-c-5-b Acquired: 7/26/2016 22:56:42 Type: Unk
Method: ICP I9 Method 200.7-6010(v136) Mode: CONC Corr. Factor: 1.000000
User: analyst Custom ID1: Custom ID2: Custom ID3:
Comment:

Elem	Tl1908	V_2908	Zn2062	Si2516	Sr3464
IS Ref	(In2306)	(Y_3710)	(In2306)	(Y_3710)	(Y_3710)
Units	ppb	ppb	ppb	ppb	ppb
Avg	.80376	38.599	74.828	2169.9	24.236
Stddev	.54155	1.593	1.063	8.3	4.761
%RSD	67.377	4.1283	1.4201	.38250	19.645
Check ?	Chk Pass	Chk Pass	Chk Pass	Chk Pass	Chk Pass
High Limit					
Low Limit					

Int. Std.	In2306	Y_2243	Y_3600	Y_3710
Units	Cts/S	Cts/S	Cts/S	Cts/S
Avg	5950.9	4592.8	66674.	7283.6
Stddev	8.2	4.0	127.	9.2
%RSD	.13735	.08717	.18987	.12587
Check ?	Chk Pass	Chk Pass	Chk Pass	Chk Pass
Value	102.37%	104.74%	106.65%	101.67%
Range				

PDF created with pdfFactory Pro trial version www.pdffactory.com

Sample Name: CCV-2609127 Acquired: 7/26/2016 23:00:47 Type: QC
Method: ICP I9 Method 200.7-6010(v136) Mode: CONC Corr. Factor: 1.000000
User: analyst Custom ID1: Custom ID2: Custom ID3:
Comment:

Elem	Ag3280	Al3082	As1890	B_1826	Ba4554	Be3130	Ca3179
IS Ref	(Y_3600)	(Y_3710)	(Y_2243)	(Y_2243)	(Y_3710)	(Y_3710)	(Y_3710)
Units	ppb	ppb	ppb	ppb	ppb	ppb	ppb
Avg	1054.5	23584.	496.09	5317.3	2026.8	2124.8	52355.
Stddev	2.2	124.	1.27	26.5	3.5	4.3	230.
%RSD	.21268	.52626	.25665	.49906	.17044	.20265	.43922
Check ?	Chk Pass	Chk Pass	Chk Pass	Chk Pass	Chk Pass	Chk Pass	Chk Pass
Value							
Range							

Elem	Cd2288	Co2286	Cr2677	Cu3273	Fe2599	K_7664	Li6707
IS Ref	(Y_2243)	(In2306)	(Y_3600)	(Y_3600)	(Y_3710)	(Y_3710)	(Y_3710)
Units	ppb	ppb	ppb	ppb	ppb	ppb	ppb
Avg	517.3	1954.6	1881.5	2013.4	23447.	51248.	4898.0
Stddev	3.1	11.7	4.3	3.2	12.	119.	13.4
%RSD	.5958	.59761	.23024	.16057	.05301	.23229	.27426
Check ?	Chk Pass	Chk Pass	Chk Pass	Chk Pass	Chk Pass	Chk Pass	Chk Pass
Value							
Range							

Elem	Mg2790	Mn2576	Mo2020	Na5895	Ni2316	Pb2203	Sb2175
IS Ref	(Y_3710)	(Y_3600)	(Y_2243)	(Y_3710)	(In2306)	(Y_2243)	(Y_2243)
Units	ppb	ppb	ppb	ppb	ppb	ppb	ppb
Avg	47387.	F 1785.2	1926.5	53446.	1991.7	469.07	522.0
Stddev	134.	6.6	14.7	37.	11.1	3.24	3.9
%RSD	.28172	.36778	.76556	.06957	.55765	.68999	.7469
Check ?	Chk Pass	Chk Fail	Chk Pass	Chk Pass	Chk Pass	Chk Pass	Chk Pass
Value		2000.0					
Range		-10.500%					

PDF created with pdfFactory Pro trial version www.pdffactory.com

Sample Name: CCV-2609127 Acquired: 7/26/2016 23:00:47 Type: QC
Method: ICP I9 Method 200.7-6010(v136) Mode: CONC Corr. Factor: 1.000000
User: analyst Custom ID1: Custom ID2: Custom ID3:
Comment:

Elem	Se1960	Sn1899	Ti3372	Tl1908	V_2908	Zn2062	Si2516
IS Ref	(Y_2243)	(In2306)	(Y_3600)	(In2306)	(Y_3710)	(In2306)	(Y_3710)
Units	ppb	ppb	ppb	ppb	ppb	ppb	ppb
Avg	505.20	5031.2	4963.0	965.31	1944.7	2017.9	4681.9
Stddev	5.58	32.4	2.2	10.42	8.3	9.4	13.2
%RSD	1.1042	.64473	.04513	1.0798	.42716	.46775	.28300
Check ?	Chk Pass	Chk Pass	Chk Pass	Chk Pass	Chk Pass	Chk Pass	Chk Pass
Value							
Range							

Elem	Sr3464
IS Ref	(Y_3710)
Units	ppb
Avg	5144.7
Stddev	21.2
%RSD	.41268
Check ?	Chk Pass
Value	
Range	

Int. Std.	In2306	Y_2243	Y_3600	Y_3710
Units	Cts/S	Cts/S	Cts/S	Cts/S
Avg	5405.8	4378.3	63002.	7083.7
Stddev	11.5	4.3	147.	6.6
%RSD	.21364	.09893	.23257	.09354

PDF created with pdfFactory Pro trial version www.pdffactory.com

Sample Name: CCB Acquired: 7/26/2016 23:04:40 Type: QC
Method: ICP I9 Method 200.7-6010(v136) Mode: CONC Corr. Factor: 1.000000
User: analyst Custom ID1: Custom ID2: Custom ID3:
Comment:

Elem	Ag3280	Al3082	As1890	B_1826	Ba4554	Be3130	Ca3179	Cd2288
IS Ref	(Y_3600)	(Y_3710)	(Y_2243)	(Y_2243)	(Y_3710)	(Y_3710)	(Y_3710)	(Y_2243)
Units	ppb	ppb	ppb	ppb	ppb	ppb	ppb	ppb
Avg	-.11143	7.9779	.25650	.48216	.05615	-.03661	5.2567	-.0318
Stddev	.31301	16.913	.57031	.49425	.07590	.02880	1.8529	.0423
%RSD	280.89	212.00	222.34	102.51	135.19	78.682	35.248	132.8
Check ?	Chk Pass	Chk Pass	Chk Pass	Chk Pass	Chk Pass	Chk Pass	Chk Pass	Chk Pass
High Limit								
Low Limit								

Elem	Co2286	Cr2677	Cu3273	Fe2599	K_7664	Li6707	Mg2790	Mn2576
IS Ref	(In2306)	(Y_3600)	(Y_3600)	(Y_3710)	(Y_3710)	(Y_3710)	(Y_3710)	(Y_3600)
Units	ppb	ppb	ppb	ppb	ppb	ppb	ppb	ppb
Avg	-.10987	.09217	1.6192	3.0322	29.048	-.68865	-9.2809	-.13169
Stddev	.05365	.10152	.6715	1.3997	15.636	1.1572	24.799	.02150
%RSD	48.828	110.14	41.471	46.160	53.829	168.04	267.21	16.328
Check ?	Chk Pass	Chk Pass	Chk Pass	Chk Pass	Chk Pass	Chk Pass	Chk Pass	Chk Pass
High Limit								
Low Limit								

Elem	Mo2020	Na5895	Ni2316	Pb2203	Sb2175	Se1960	Sn1899	Ti3372
IS Ref	(Y_2243)	(Y_3710)	(In2306)	(Y_2243)	(Y_2243)	(Y_2243)	(In2306)	(Y_3600)
Units	ppb	ppb	ppb	ppb	ppb	ppb	ppb	ppb
Avg	.48182	17.460	-.45219	.66218	.3796	1.2907	.10108	.75877
Stddev	.20882	5.917	.22061	.26107	1.238	.1543	.28720	.07425
%RSD	43.340	33.890	48.788	39.426	326.2	11.959	284.14	9.7849
Check ?	Chk Pass	Chk Pass	Chk Pass	Chk Pass	Chk Pass	Chk Pass	Chk Pass	Chk Pass
High Limit								
Low Limit								

PDF created with pdfFactory Pro trial version www.pdffactory.com

Sample Name: CCB Acquired: 7/26/2016 23:04:40 Type: QC
Method: ICP I9 Method 200.7-6010(v136) Mode: CONC Corr. Factor: 1.000000
User: analyst Custom ID1: Custom ID2: Custom ID3:
Comment:

Elem	Tl1908	V_2908	Zn2062	Si2516	Sr3464
IS Ref	(In2306)	(Y_3710)	(In2306)	(Y_3710)	(Y_3710)
Units	ppb	ppb	ppb	ppb	ppb
Avg	-.09964	.51433	-.81027	-5.8350	1.0422
Stddev	.29339	1.3410	.08160	6.7559	2.8151
%RSD	294.44	260.73	10.071	115.78	270.10
Check ?	Chk Pass	Chk Pass	Chk Pass	Chk Pass	Chk Pass
High Limit					
Low Limit					

Int. Std.	In2306	Y_2243	Y_3600	Y_3710
Units	Cts/S	Cts/S	Cts/S	Cts/S
Avg	6117.5	4573.4	66536.	7165.2
Stddev	12.8	3.6	135.	7.9
%RSD	.20975	.07876	.20332	.11032

PDF created with pdfFactory Pro trial version www.pdffactory.com

Sample Name: 240-67515-c-7-b Acquired: 7/26/2016 23:08:52 Type: Unk
Method: ICP I9 Method 200.7-6010(v136) Mode: CONC Corr. Factor: 1.000000
User: analyst Custom ID1: Custom ID2: Custom ID3:
Comment:

Elem	Ag3280	Al3082	As1890	B_1826	Ba4554	Be3130	Ca3179
IS Ref	(Y_3600)	(Y_3710)	(Y_2243)	(Y_2243)	(Y_3710)	(Y_3710)	(Y_3710)
Units	ppb	ppb	ppb	ppb	ppb	ppb	ppb
Avg	-.62275	21448.	16.014	8.1484	84.843	.75522	479470.
Stddev	.42905	133.	.776	.9836	.240	.08812	3375.
%RSD	68.896	.62177	4.8437	12.072	.28250	11.668	.70380
Check ?	Chk Pass	Chk Pass	Chk Pass	Chk Pass	Chk Pass	Chk Pass	Chk Pass
High Limit							
Low Limit							

Elem	Cd2288	Co2286	Cr2677	Cu3273	Fe2599	K_7664	Li6707
IS Ref	(Y_2243)	(In2306)	(Y_3600)	(Y_3600)	(Y_3710)	(Y_3710)	(Y_3710)
Units	ppb	ppb	ppb	ppb	ppb	ppb	ppb
Avg	.7727	14.302	31.370	31.790	29433.	1657.6	22.350
Stddev	.1128	.251	.281	.226	70.	8.3	.535
%RSD	14.59	1.7557	.89543	.70950	.23725	.49890	2.3918
Check ?	Chk Pass	Chk Pass	Chk Pass	Chk Pass	Chk Pass	Chk Pass	Chk Pass
High Limit							
Low Limit							

Elem	Mg2790	Mn2576	Mo2020	Na5895	Ni2316	Pb2203	Sb2175
IS Ref	(Y_3710)	(Y_3600)	(Y_2243)	(Y_3710)	(In2306)	(Y_2243)	(Y_2243)
Units	ppb	ppb	ppb	ppb	ppb	ppb	ppb
Avg	11197.	731.92	1.2623	592.00	46.678	18.596	-3.431
Stddev	102.	.67	.2295	5.76	.640	1.707	1.260
%RSD	.90838	.09193	18.183	.97224	1.3713	9.1797	36.74
Check ?	Chk Pass	Chk Pass	Chk Pass	Chk Pass	Chk Pass	Chk Pass	Chk Pass
High Limit							
Low Limit							

PDF created with pdfFactory Pro trial version www.pdffactory.com

Sample Name: 240-67515-c-7-b Acquired: 7/26/2016 23:08:52 Type: Unk
Method: ICP I9 Method 200.7-6010(v136) Mode: CONC Corr. Factor: 1.000000
User: analyst Custom ID1: Custom ID2: Custom ID3:
Comment:

Elem	Se1960	Sn1899	Ti3372	Tl1908	V_2908	Zn2062	Si2516
IS Ref	(Y_2243)	(In2306)	(Y_3600)	(In2306)	(Y_3710)	(In2306)	(Y_3710)
Units	ppb	ppb	ppb	ppb	ppb	ppb	ppb
Avg	-.78906	28.211	1068.4	4.7241	51.665	91.661	2921.6
Stddev	3.9592	.522	.7	1.1487	3.083	.260	22.4
%RSD	501.75	1.8505	.06140	24.316	5.9674	.28360	.76830
Check ?	Chk Pass	Chk Pass	Chk Pass	Chk Pass	Chk Pass	Chk Pass	Chk Pass
High Limit							
Low Limit							

Elem	Sr3464
IS Ref	(Y_3710)
Units	ppb
Avg	224.83
Stddev	3.82
%RSD	1.6985
Check ?	Chk Pass
High Limit	
Low Limit	

Int. Std.	In2306	Y_2243	Y_3600	Y_3710
Units	Cts/S	Cts/S	Cts/S	Cts/S
Avg	5211.9	4330.7	62484.	7184.2
Stddev	8.5	1.8	69.	32.0
%RSD	.16384	.04089	.10992	.44524
Check ?	Chk Pass	Chk Pass	Chk Pass	Chk Pass
Value	89.658%	98.760%	99.946%	100.28%
Range				

PDF created with pdfFactory Pro trial version www.pdffactory.com

Sample Name: 240-67515-c-8-b Acquired: 7/26/2016 23:13:01 Type: Unk
Method: ICP I9 Method 200.7-6010(v136) Mode: CONC Corr. Factor: 1.000000
User: analyst Custom ID1: Custom ID2: Custom ID3:
Comment:

Elem	Ag3280	Al3082	As1890	B_1826	Ba4554	Be3130	Ca3179	Cd2288
IS Ref	(Y_3600)	(Y_3710)	(Y_2243)	(Y_2243)	(Y_3710)	(Y_3710)	(Y_3710)	(Y_2243)
Units	ppb	ppb	ppb	ppb	ppb	ppb	ppb	ppb
Avg	-.51000	19094.	6.3969	.96059	112.06	.52382	4064.6	.2088
Stddev	.49983	66.	.6089	.11939	.42	.02338	18.8	.0237
%RSD	98.008	.34478	9.5191	12.429	.37711	4.4638	.46157	11.36
Check ?	Chk Pass	Chk Pass	Chk Pass	Chk Pass	Chk Pass	Chk Pass	Chk Pass	Chk Pass
High Limit								
Low Limit								

Elem	Co2286	Cr2677	Cu3273	Fe2599	K_7664	Li6707	Mg2790	Mn2576
IS Ref	(In2306)	(Y_3600)	(Y_3600)	(Y_3710)	(Y_3710)	(Y_3710)	(Y_3710)	(Y_3600)
Units	ppb	ppb	ppb	ppb	ppb	ppb	ppb	ppb
Avg	7.7386	31.746	13.922	19486.	1001.9	14.641	4008.8	164.70
Stddev	.2530	.366	.582	57.	16.7	1.305	25.2	.33
%RSD	3.2692	1.1533	4.1809	.29477	1.6656	8.9122	.62748	.20189
Check ?	Chk Pass	Chk Pass	Chk Pass	Chk Pass	Chk Pass	Chk Pass	Chk Pass	Chk Pass
High Limit								
Low Limit								

Elem	Mo2020	Na5895	Ni2316	Pb2203	Sb2175	Se1960	Sn1899	Ti3372
IS Ref	(Y_2243)	(Y_3710)	(In2306)	(Y_2243)	(Y_2243)	(Y_2243)	(In2306)	(Y_3600)
Units	ppb	ppb	ppb	ppb	ppb	ppb	ppb	ppb
Avg	-.89778	622.57	29.341	12.634	-2.411	1.5823	26.509	1128.7
Stddev	.12792	1.63	.528	.597	2.262	2.8994	.396	3.5
%RSD	14.248	.26152	1.7986	4.7258	93.82	183.24	1.4936	.31133
Check ?	Chk Pass	Chk Pass	Chk Pass	Chk Pass	Chk Pass	Chk Pass	Chk Pass	Chk Pass
High Limit								
Low Limit								

PDF created with pdfFactory Pro trial version www.pdffactory.com

Sample Name: 240-67515-c-8-b Acquired: 7/26/2016 23:13:01 Type: Unk
Method: ICP I9 Method 200.7-6010(v136) Mode: CONC Corr. Factor: 1.000000
User: analyst Custom ID1: Custom ID2: Custom ID3:
Comment:

Elem	Tl1908	V_2908	Zn2062	Si2516	Sr3464
IS Ref	(In2306)	(Y_3710)	(In2306)	(Y_3710)	(Y_3710)
Units	ppb	ppb	ppb	ppb	ppb
Avg	.92906	45.413	50.762	1717.1	18.074
Stddev	1.1994	1.120	.318	6.7	3.340
%RSD	129.10	2.4668	.62559	.39211	18.478
Check ?	Chk Pass	Chk Pass	Chk Pass	Chk Pass	Chk Pass
High Limit					
Low Limit					

Int. Std.	In2306	Y_2243	Y_3600	Y_3710
Units	Cts/S	Cts/S	Cts/S	Cts/S
Avg	5961.9	4605.1	67433.	7235.7
Stddev	7.2	2.9	264.	36.6
%RSD	.12014	.06325	.39126	.50562
Check ?	Chk Pass	Chk Pass	Chk Pass	Chk Pass
Value	102.56%	105.02%	107.86%	101.00%
Range				

PDF created with pdfFactory Pro trial version www.pdffactory.com

Sample Name: 240-67515-c-10-b Acquired: 7/26/2016 23:17:05 Type: Unk
Method: ICP I9 Method 200.7-6010(v136) Mode: CONC Corr. Factor: 1.000000
User: analyst Custom ID1: Custom ID2: Custom ID3:
Comment:

Elem	Ag3280	Al3082	As1890	B_1826	Ba4554	Be3130	Ca3179
IS Ref	(Y_3600)	(Y_3710)	(Y_2243)	(Y_2243)	(Y_3710)	(Y_3710)	(Y_3710)
Units	ppb	ppb	ppb	ppb	ppb	ppb	ppb
Avg	-.46718	55989.	67.572	45.027	452.52	3.4798	298280.
Stddev	.15998	138.	1.794	.298	.98	.0280	790.
%RSD	34.244	.24711	2.6548	.66144	.21594	.80373	.26480
Check ?	Chk Pass	Chk Pass	Chk Pass	Chk Pass	Chk Pass	Chk Pass	Chk Pass
High Limit							
Low Limit							

Elem	Cd2288	Co2286	Cr2677	Cu3273	Fe2599	K_7664	Li6707
IS Ref	(Y_2243)	(In2306)	(Y_3600)	(Y_3600)	(Y_3710)	(Y_3710)	(Y_3710)
Units	ppb	ppb	ppb	ppb	ppb	ppb	ppb
Avg	3.102	46.126	134.27	700.27	109550.	8075.0	98.495
Stddev	.143	.339	.31	.37	222.	58.5	.898
%RSD	4.616	.73559	.23334	.05220	.20279	.72485	.91218
Check ?	Chk Pass	Chk Pass	Chk Pass	Chk Pass	Chk Pass	Chk Pass	Chk Pass
High Limit							
Low Limit							

Elem	Mg2790	Mn2576	Mo2020	Na5895	Ni2316	Pb2203	Sb2175
IS Ref	(Y_3710)	(Y_3600)	(Y_2243)	(Y_3710)	(In2306)	(Y_2243)	(Y_2243)
Units	ppb	ppb	ppb	ppb	ppb	ppb	ppb
Avg	88469.	1842.1	17.724	654.22	141.98	448.36	-.0282
Stddev	58.	3.5	.056	3.76	1.98	4.07	.4531
%RSD	.06535	.19056	.31505	.57545	1.3928	.90770	1606.
Check ?	Chk Pass	Chk Pass	Chk Pass	Chk Pass	Chk Pass	Chk Pass	Chk Pass
High Limit							
Low Limit							

PDF created with pdfFactory Pro trial version www.pdffactory.com

Sample Name: 240-67515-c-10-b Acquired: 7/26/2016 23:17:05 Type: Unk
Method: ICP I9 Method 200.7-6010(v136) Mode: CONC Corr. Factor: 1.000000
User: analyst Custom ID1: Custom ID2: Custom ID3:
Comment:

Elem	Se1960	Sn1899	Ti3372	Tl1908	V_2908	Zn2062	Si2516
IS Ref	(Y_2243)	(In2306)	(Y_3600)	(In2306)	(Y_3710)	(In2306)	(Y_3710)
Units	ppb	ppb	ppb	ppb	ppb	ppb	ppb
Avg	4.7704	43.736	1319.1	10.535	161.22	961.37	3166.3
Stddev	2.2457	.273	2.2	.326	3.05	10.61	49.7
%RSD	47.075	.62443	.16575	3.0945	1.8903	1.1032	1.5684
Check ?	Chk Pass	Chk Pass	Chk Pass	Chk Pass	Chk Pass	Chk Pass	Chk Pass
High Limit							
Low Limit							

Elem	Sr3464
IS Ref	(Y_3710)
Units	ppb
Avg	276.88
Stddev	3.98
%RSD	1.4387
Check ?	Chk Pass
High Limit	
Low Limit	

Int. Std.	In2306	Y_2243	Y_3600	Y_3710
Units	Cts/S	Cts/S	Cts/S	Cts/S
Avg	5195.7	4457.1	64256.	7384.5
Stddev	4.4	3.4	82.	23.4
%RSD	.08375	.07545	.12760	.31675
Check ?	Chk Pass	Chk Pass	Chk Pass	Chk Pass
Value	89.380%	101.64%	102.78%	103.08%
Range				

PDF created with pdfFactory Pro trial version www.pdffactory.com

Sample Name: 240-67515-c-11-b Acquired: 7/26/2016 23:21:10 Type: Unk
Method: ICP I9 Method 200.7-6010(v136) Mode: CONC Corr. Factor: 1.000000
User: analyst Custom ID1: Custom ID2: Custom ID3:
Comment:

Elem	Ag3280	Al3082	As1890	B_1826	Ba4554	Be3130	Ca3179	Cd2288
IS Ref	(Y_3600)	(Y_3710)	(Y_2243)	(Y_2243)	(Y_3710)	(Y_3710)	(Y_3710)	(Y_2243)
Units	ppb	ppb	ppb	ppb	ppb	ppb	ppb	ppb
Avg	-.30574	25573.	38.173	-.35583	169.50	.72986	24122.	.2620
Stddev	.11574	89.	.767	.16480	.39	.04533	89.	.0387
%RSD	37.856	.34896	2.0101	46.315	.22796	6.2103	.36885	14.78
Check ?	Chk Pass	Chk Pass	Chk Pass	Chk Pass	Chk Pass	Chk Pass	Chk Pass	Chk Pass
High Limit								
Low Limit								

Elem	Co2286	Cr2677	Cu3273	Fe2599	K_7664	Li6707	Mg2790	Mn2576
IS Ref	(In2306)	(Y_3600)	(Y_3600)	(Y_3710)	(Y_3710)	(Y_3710)	(Y_3710)	(Y_3600)
Units	ppb	ppb	ppb	ppb	ppb	ppb	ppb	ppb
Avg	6.9064	42.493	22.889	41302.	920.21	12.732	4845.0	157.02
Stddev	.2389	.045	.490	92.	29.58	.736	38.6	.10
%RSD	3.4594	.10653	2.1430	.22391	3.2146	5.7778	.79757	.06385
Check ?	Chk Pass	Chk Pass	Chk Pass	Chk Pass	Chk Pass	Chk Pass	Chk Pass	Chk Pass
High Limit								
Low Limit								

Elem	Mo2020	Na5895	Ni2316	Pb2203	Sb2175	Se1960	Sn1899	Ti3372
IS Ref	(Y_2243)	(Y_3710)	(In2306)	(Y_2243)	(Y_2243)	(Y_2243)	(In2306)	(Y_3600)
Units	ppb	ppb	ppb	ppb	ppb	ppb	ppb	ppb
Avg	1.1497	226.42	26.255	24.967	-.2372	3.2300	27.415	965.35
Stddev	.1073	17.75	.267	1.156	.7971	1.5094	.745	.66
%RSD	9.3357	7.8409	1.0161	4.6299	336.0	46.730	2.7182	.06817
Check ?	Chk Pass	Chk Pass	Chk Pass	Chk Pass	Chk Pass	Chk Pass	Chk Pass	Chk Pass
High Limit								
Low Limit								

PDF created with pdfFactory Pro trial version www.pdffactory.com

Sample Name: 240-67515-c-11-b Acquired: 7/26/2016 23:21:10 Type: Unk
Method: ICP I9 Method 200.7-6010(v136) Mode: CONC Corr. Factor: 1.000000
User: analyst Custom ID1: Custom ID2: Custom ID3:
Comment:

Elem	Tl1908	V_2908	Zn2062	Si2516	Sr3464
IS Ref	(In2306)	(Y_3710)	(In2306)	(Y_3710)	(Y_3710)
Units	ppb	ppb	ppb	ppb	ppb
Avg	.98360	70.546	90.584	2356.8	41.496
Stddev	.37067	2.781	.942	24.8	.774
%RSD	37.685	3.9420	1.0401	1.0529	1.8664
Check ?	Chk Pass	Chk Pass	Chk Pass	Chk Pass	Chk Pass
High Limit					
Low Limit					

Int. Std.	In2306	Y_2243	Y_3600	Y_3710
Units	Cts/S	Cts/S	Cts/S	Cts/S
Avg	5867.0	4583.6	66577.	7330.3
Stddev	7.2	5.2	99.	16.3
%RSD	.12228	.11386	.14919	.22279
Check ?	Chk Pass	Chk Pass	Chk Pass	Chk Pass
Value	100.93%	104.53%	106.49%	102.32%
Range				

PDF created with pdfFactory Pro trial version www.pdffactory.com

Sample Name: 240-67515-c-13-b Acquired: 7/26/2016 23:25:14 Type: Unk
Method: ICP I9 Method 200.7-6010(v136) Mode: CONC Corr. Factor: 1.000000
User: analyst Custom ID1: Custom ID2: Custom ID3:
Comment:

Elem	Ag3280	Al3082	As1890	B_1826	Ba4554	Be3130	Ca3179
IS Ref	(Y_3600)	(Y_3710)	(Y_2243)	(Y_2243)	(Y_3710)	(Y_3710)	(Y_3710)
Units	ppb	ppb	ppb	ppb	ppb	ppb	ppb
Avg	-.69394	23908.	22.253	13.789	100.85	1.1500	201480.
Stddev	.24646	77.	1.572	.173	.22	.0534	3307.
%RSD	35.517	.32334	7.0627	1.2539	.21372	4.6403	1.6415
Check ?	Chk Pass	Chk Pass	Chk Pass	Chk Pass	Chk Pass	Chk Pass	Chk Pass
High Limit							
Low Limit							

Elem	Cd2288	Co2286	Cr2677	Cu3273	Fe2599	K_7664	Li6707
IS Ref	(Y_2243)	(In2306)	(Y_3600)	(Y_3600)	(Y_3710)	(Y_3710)	(Y_3710)
Units	ppb	ppb	ppb	ppb	ppb	ppb	ppb
Avg	1.283	22.029	44.004	50.848	48473.	3236.9	34.478
Stddev	.048	.274	.269	.781	122.	61.7	.219
%RSD	3.713	1.2455	.61038	1.5351	.25151	1.9064	.63388
Check ?	Chk Pass	Chk Pass	Chk Pass	Chk Pass	Chk Pass	Chk Pass	Chk Pass
High Limit							
Low Limit							

Elem	Mg2790	Mn2576	Mo2020	Na5895	Ni2316	Pb2203	Sb2175
IS Ref	(Y_3710)	(Y_3600)	(Y_2243)	(Y_3710)	(In2306)	(Y_2243)	(Y_2243)
Units	ppb	ppb	ppb	ppb	ppb	ppb	ppb
Avg	68160.	990.38	.08312	466.15	66.307	27.239	-1.156
Stddev	267.	2.20	.20985	6.18	.690	1.044	1.493
%RSD	.39131	.22255	252.47	1.3261	1.0407	3.8314	129.2
Check ?	Chk Pass	Chk Pass	Chk Pass	Chk Pass	Chk Pass	Chk Pass	Chk Pass
High Limit							
Low Limit							

PDF created with pdfFactory Pro trial version www.pdffactory.com

Sample Name: 240-67515-c-13-b Acquired: 7/26/2016 23:25:14 Type: Unk
Method: ICP I9 Method 200.7-6010(v136) Mode: CONC Corr. Factor: 1.000000
User: analyst Custom ID1: Custom ID2: Custom ID3:
Comment:

Elem	Se1960	Sn1899	Ti3372	Tl1908	V_2908	Zn2062	Si2516
IS Ref	(Y_2243)	(In2306)	(Y_3600)	(In2306)	(Y_3710)	(In2306)	(Y_3710)
Units	ppb	ppb	ppb	ppb	ppb	ppb	ppb
Avg	2.7248	29.090	1125.2	4.6387	86.922	153.67	2085.1
Stddev	.6894	.559	1.1	.6831	2.622	1.36	10.1
%RSD	25.300	1.9227	.09412	14.726	3.0169	.88653	.48456
Check ?	Chk Pass	Chk Pass	Chk Pass	Chk Pass	Chk Pass	Chk Pass	Chk Pass
High Limit							
Low Limit							

Elem	Sr3464
IS Ref	(Y_3710)
Units	ppb
Avg	142.32
Stddev	1.90
%RSD	1.3335
Check ?	Chk Pass
High Limit	
Low Limit	

Int. Std.	In2306	Y_2243	Y_3600	Y_3710
Units	Cts/S	Cts/S	Cts/S	Cts/S
Avg	5387.6	4502.5	64887.	7368.6
Stddev	6.6	2.5	86.	28.2
%RSD	.12309	.05570	.13235	.38218
Check ?	Chk Pass	Chk Pass	Chk Pass	Chk Pass
Value	92.680%	102.68%	103.79%	102.86%
Range				

PDF created with pdfFactory Pro trial version www.pdffactory.com

Sample Name: 240-67515-c-14-b Acquired: 7/26/2016 23:29:23 Type: Unk
Method: ICP I9 Method 200.7-6010(v136) Mode: CONC Corr. Factor: 1.000000
User: analyst Custom ID1: Custom ID2: Custom ID3:
Comment:

Elem	Ag3280	Al3082	As1890	B_1826	Ba4554	Be3130	Ca3179	Cd2288
IS Ref	(Y_3600)	(Y_3710)	(Y_2243)	(Y_2243)	(Y_3710)	(Y_3710)	(Y_3710)	(Y_2243)
Units	ppb	ppb	ppb	ppb	ppb	ppb	ppb	ppb
Avg	-.32163	18685.	12.600	4.5706	89.070	.75116	52546.	.5467
Stddev	.52653	120.	.675	.2445	.042	.04632	165.	.1455
%RSD	163.71	.64075	5.3562	5.3483	.04673	6.1663	.31374	26.62
Check ?	Chk Pass	Chk Pass	Chk Pass	Chk Pass	Chk Pass	Chk Pass	Chk Pass	Chk Pass
High Limit								
Low Limit								

Elem	Co2286	Cr2677	Cu3273	Fe2599	K_7664	Li6707	Mg2790	Mn2576
IS Ref	(In2306)	(Y_3600)	(Y_3600)	(Y_3710)	(Y_3710)	(Y_3710)	(Y_3710)	(Y_3600)
Units	ppb	ppb	ppb	ppb	ppb	ppb	ppb	ppb
Avg	13.157	37.110	29.583	30274.	2092.9	18.223	20659.	337.27
Stddev	.279	.259	.858	41.	30.2	.898	34.	.83
%RSD	2.1208	.69706	2.8991	.13513	1.4452	4.9252	.16445	.24471
Check ?	Chk Pass	Chk Pass	Chk Pass	Chk Pass	Chk Pass	Chk Pass	Chk Pass	Chk Pass
High Limit								
Low Limit								

Elem	Mo2020	Na5895	Ni2316	Pb2203	Sb2175	Se1960	Sn1899	Ti3372
IS Ref	(Y_2243)	(Y_3710)	(In2306)	(Y_2243)	(Y_2243)	(Y_2243)	(In2306)	(Y_3600)
Units	ppb	ppb	ppb	ppb	ppb	ppb	ppb	ppb
Avg	-.33520	276.09	38.015	18.356	-.1447	.77521	29.161	880.60
Stddev	.14709	7.61	.274	.791	.2766	1.6696	.701	1.60
%RSD	43.881	2.7549	.71958	4.3110	191.1	215.38	2.4039	.18219
Check ?	Chk Pass	Chk Pass	Chk Pass	Chk Pass	Chk Pass	Chk Pass	Chk Pass	Chk Pass
High Limit								
Low Limit								

PDF created with pdfFactory Pro trial version www.pdffactory.com

Sample Name: 240-67515-c-14-b Acquired: 7/26/2016 23:29:23 Type: Unk
Method: ICP I9 Method 200.7-6010(v136) Mode: CONC Corr. Factor: 1.000000
User: analyst Custom ID1: Custom ID2: Custom ID3:
Comment:

Elem	Tl1908	V_2908	Zn2062	Si2516	Sr3464
IS Ref	(In2306)	(Y_3710)	(In2306)	(Y_3710)	(Y_3710)
Units	ppb	ppb	ppb	ppb	ppb
Avg	1.4010	64.788	92.115	2178.5	47.771
Stddev	.6226	1.585	.751	22.6	3.183
%RSD	44.438	2.4465	.81546	1.0376	6.6627
Check ?	Chk Pass	Chk Pass	Chk Pass	Chk Pass	Chk Pass
High Limit					
Low Limit					

Int. Std.	In2306	Y_2243	Y_3600	Y_3710
Units	Cts/S	Cts/S	Cts/S	Cts/S
Avg	5731.2	4584.1	66492.	7377.7
Stddev	6.9	3.4	162.	25.8
%RSD	.12091	.07326	.24388	.35036
Check ?	Chk Pass	Chk Pass	Chk Pass	Chk Pass
Value	98.591%	104.54%	106.36%	102.98%
Range				

PDF created with pdfFactory Pro trial version www.pdffactory.com

Sample Name: 240-67515-c-16-b Acquired: 7/26/2016 23:33:25 Type: Unk
Method: ICP I9 Method 200.7-6010(v136) Mode: CONC Corr. Factor: 1.000000
User: analyst Custom ID1: Custom ID2: Custom ID3:
Comment:

Elem	Ag3280	Al3082	As1890	B_1826	Ba4554	Be3130	Ca3179	Cd2288
IS Ref	(Y_3600)	(Y_3710)	(Y_2243)	(Y_2243)	(Y_3710)	(Y_3710)	(Y_3710)	(Y_2243)
Units	ppb	ppb	ppb	ppb	ppb	ppb	ppb	ppb
Avg	-.16522	23633.	9.6792	4.8950	208.07	.61656	40860.	.8069
Stddev	.27428	47.	.9547	.0972	.87	.13570	20.	.1864
%RSD	166.01	.20049	9.8630	1.9864	.41688	22.010	.04790	23.10
Check ?	Chk Pass	Chk Pass	Chk Pass	Chk Pass	Chk Pass	Chk Pass	Chk Pass	Chk Pass
High Limit								
Low Limit								

Elem	Co2286	Cr2677	Cu3273	Fe2599	K_7664	Li6707	Mg2790	Mn2576
IS Ref	(In2306)	(Y_3600)	(Y_3600)	(Y_3710)	(Y_3710)	(Y_3710)	(Y_3710)	(Y_3600)
Units	ppb	ppb	ppb	ppb	ppb	ppb	ppb	ppb
Avg	3.9391	30.606	46.019	15393.	1051.4	13.066	3385.1	127.27
Stddev	.2432	.541	1.000	34.	26.0	.564	18.2	1.94
%RSD	6.1747	1.7684	2.1729	.22309	2.4753	4.3129	.53753	1.5221
Check ?	Chk Pass	Chk Pass	Chk Pass	Chk Pass	Chk Pass	Chk Pass	Chk Pass	Chk Pass
High Limit								
Low Limit								

Elem	Mo2020	Na5895	Ni2316	Pb2203	Sb2175	Se1960	Sn1899	Ti3372
IS Ref	(Y_2243)	(Y_3710)	(In2306)	(Y_2243)	(Y_2243)	(Y_2243)	(In2306)	(Y_3600)
Units	ppb	ppb	ppb	ppb	ppb	ppb	ppb	ppb
Avg	-1.3560	388.20	17.979	83.266	.0267	2.0424	28.071	915.64
Stddev	.3990	5.03	.580	1.180	1.498	1.6739	.352	14.15
%RSD	29.425	1.2965	3.2279	1.4174	5609.	81.956	1.2549	1.5454
Check ?	Chk Pass	Chk Pass	Chk Pass	Chk Pass	Chk Pass	Chk Pass	Chk Pass	Chk Pass
High Limit								
Low Limit								

PDF created with pdfFactory Pro trial version www.pdffactory.com

Sample Name: 240-67515-c-16-b Acquired: 7/26/2016 23:33:25 Type: Unk
Method: ICP I9 Method 200.7-6010(v136) Mode: CONC Corr. Factor: 1.000000
User: analyst Custom ID1: Custom ID2: Custom ID3:
Comment:

Elem	Tl1908	V_2908	Zn2062	Si2516	Sr3464
IS Ref	(In2306)	(Y_3710)	(In2306)	(Y_3710)	(Y_3710)
Units	ppb	ppb	ppb	ppb	ppb
Avg	.99952	37.999	87.853	3398.2	103.21
Stddev	1.2260	.371	1.064	18.3	5.94
%RSD	122.66	.97598	1.2111	.53988	5.7538
Check ?	Chk Pass	Chk Pass	Chk Pass	Chk Pass	Chk Pass
High Limit					
Low Limit					

Int. Std.	In2306	Y_2243	Y_3600	Y_3710
Units	Cts/S	Cts/S	Cts/S	Cts/S
Avg	5844.8	4566.6	65827.	7218.5
Stddev	12.5	2.8	914.	3.6
%RSD	.21402	.06108	1.3892	.04931
Check ?	Chk Pass	Chk Pass	Chk Pass	Chk Pass
Value	100.55%	104.14%	105.29%	100.76%
Range				

PDF created with pdfFactory Pro trial version www.pdffactory.com

Sample Name: 240-67515-c-17-b Acquired: 7/26/2016 23:37:31 Type: Unk
Method: ICP I9 Method 200.7-6010(v136) Mode: CONC Corr. Factor: 1.000000
User: analyst Custom ID1: Custom ID2: Custom ID3:
Comment:

Elem	Ag3280	Al3082	As1890	B_1826	Ba4554	Be3130	Ca3179	Cd2288
IS Ref	(Y_3600)	(Y_3710)	(Y_2243)	(Y_2243)	(Y_3710)	(Y_3710)	(Y_3710)	(Y_2243)
Units	ppb	ppb	ppb	ppb	ppb	ppb	ppb	ppb
Avg	-.57749	19035.	5.7556	-1.4602	104.31	.32683	6089.5	.5086
Stddev	.21475	110.	1.1432	.4718	.45	.08314	3.8	.1093
%RSD	37.186	.57821	19.863	32.313	.42743	25.438	.06300	21.49
Check ?	Chk Pass	Chk Pass	Chk Pass	Chk Pass	Chk Pass	Chk Pass	Chk Pass	Chk Pass
High Limit								
Low Limit								

Elem	Co2286	Cr2677	Cu3273	Fe2599	K_7664	Li6707	Mg2790	Mn2576
IS Ref	(In2306)	(Y_3600)	(Y_3600)	(Y_3710)	(Y_3710)	(Y_3710)	(Y_3710)	(Y_3600)
Units	ppb	ppb	ppb	ppb	ppb	ppb	ppb	ppb
Avg	9.6748	34.384	16.293	17925.	1215.3	14.484	4717.2	173.10
Stddev	.1466	.231	.205	26.	30.9	.785	21.7	.30
%RSD	1.5150	.67090	1.2600	.14481	2.5434	5.4207	.45947	.17276
Check ?	Chk Pass	Chk Pass	Chk Pass	Chk Pass	Chk Pass	Chk Pass	Chk Pass	Chk Pass
High Limit								
Low Limit								

Elem	Mo2020	Na5895	Ni2316	Pb2203	Sb2175	Se1960	Sn1899	Ti3372
IS Ref	(Y_2243)	(Y_3710)	(In2306)	(Y_2243)	(Y_2243)	(Y_2243)	(In2306)	(Y_3600)
Units	ppb	ppb	ppb	ppb	ppb	ppb	ppb	ppb
Avg	-1.9733	231.39	34.641	14.194	-.2374	1.7063	29.303	1360.5
Stddev	.2064	2.28	.512	.210	1.654	1.5777	.522	.3
%RSD	10.457	.98677	1.4784	1.4770	696.4	92.468	1.7824	.02331
Check ?	Chk Pass	Chk Pass	Chk Pass	Chk Pass	Chk Pass	Chk Pass	Chk Pass	Chk Pass
High Limit								
Low Limit								

PDF created with pdfFactory Pro trial version www.pdffactory.com

Sample Name: 240-67515-c-17-b Acquired: 7/26/2016 23:37:31 Type: Unk
Method: ICP I9 Method 200.7-6010(v136) Mode: CONC Corr. Factor: 1.000000
User: analyst Custom ID1: Custom ID2: Custom ID3:
Comment:

Elem	Tl1908	V_2908	Zn2062	Si2516	Sr3464
IS Ref	(In2306)	(Y_3710)	(In2306)	(Y_3710)	(Y_3710)
Units	ppb	ppb	ppb	ppb	ppb
Avg	1.1897	44.815	60.636	2462.9	27.758
Stddev	.8336	1.088	.731	7.1	2.071
%RSD	70.067	2.4286	1.2049	.28902	7.4604
Check ?	Chk Pass	Chk Pass	Chk Pass	Chk Pass	Chk Pass
High Limit					
Low Limit					

Int. Std.	In2306	Y_2243	Y_3600	Y_3710
Units	Cts/S	Cts/S	Cts/S	Cts/S
Avg	5946.4	4605.0	66994.	7286.3
Stddev	12.9	8.7	68.	13.4
%RSD	.21651	.18794	.10148	.18391
Check ?	Chk Pass	Chk Pass	Chk Pass	Chk Pass
Value	102.29%	105.02%	107.16%	101.71%
Range				

PDF created with pdfFactory Pro trial version www.pdffactory.com

Sample Name: 240-67515-c-19-b Acquired: 7/26/2016 23:41:36 Type: Unk
Method: ICP I9 Method 200.7-6010(v136) Mode: CONC Corr. Factor: 1.000000
User: analyst Custom ID1: Custom ID2: Custom ID3:
Comment:

Elem	Ag3280	Al3082	As1890	B_1826	Ba4554	Be3130	Ca3179
IS Ref	(Y_3600)	(Y_3710)	(Y_2243)	(Y_2243)	(Y_3710)	(Y_3710)	(Y_3710)
Units	ppb	ppb	ppb	ppb	ppb	ppb	ppb
Avg	-.37801	22851.	16.417	9.3569	120.29	.82363	114130.
Stddev	.12857	81.	2.085	.3749	.34	.04041	600.
%RSD	34.012	.35498	12.702	4.0061	.28183	4.9066	.52546
Check ?	Chk Pass	Chk Pass	Chk Pass	Chk Pass	Chk Pass	Chk Pass	Chk Pass
High Limit							
Low Limit							

Elem	Cd2288	Co2286	Cr2677	Cu3273	Fe2599	K_7664	Li6707
IS Ref	(Y_2243)	(In2306)	(Y_3600)	(Y_3600)	(Y_3710)	(Y_3710)	(Y_3710)
Units	ppb	ppb	ppb	ppb	ppb	ppb	ppb
Avg	.7429	16.375	37.888	38.339	34963.	2538.9	23.873
Stddev	.1176	.500	.401	.302	64.	8.9	1.814
%RSD	15.83	3.0534	1.0581	.78869	.18242	.34951	7.5998
Check ?	Chk Pass	Chk Pass	Chk Pass	Chk Pass	Chk Pass	Chk Pass	Chk Pass
High Limit							
Low Limit							

Elem	Mg2790	Mn2576	Mo2020	Na5895	Ni2316	Pb2203	Sb2175
IS Ref	(Y_3710)	(Y_3600)	(Y_2243)	(Y_3710)	(In2306)	(Y_2243)	(Y_2243)
Units	ppb	ppb	ppb	ppb	ppb	ppb	ppb
Avg	42012.	704.63	-.43757	978.06	48.643	25.496	-.2984
Stddev	240.	1.08	.21977	12.07	.706	.925	.8062
%RSD	.57217	.15379	50.225	1.2337	1.4504	3.6280	270.1
Check ?	Chk Pass	Chk Pass	Chk Pass	Chk Pass	Chk Pass	Chk Pass	Chk Pass
High Limit							
Low Limit							

PDF created with pdfFactory Pro trial version www.pdffactory.com

Sample Name: 240-67515-c-19-b Acquired: 7/26/2016 23:41:36 Type: Unk
Method: ICP I9 Method 200.7-6010(v136) Mode: CONC Corr. Factor: 1.000000
User: analyst Custom ID1: Custom ID2: Custom ID3:
Comment:

Elem	Se1960	Sn1899	Ti3372	Tl1908	V_2908	Zn2062	Si2516
IS Ref	(Y_2243)	(In2306)	(Y_3600)	(In2306)	(Y_3710)	(In2306)	(Y_3710)
Units	ppb	ppb	ppb	ppb	ppb	ppb	ppb
Avg	.42675	28.371	1147.5	3.9269	72.005	127.45	2438.9
Stddev	1.5325	.948	2.0	.7524	2.493	1.64	39.1
%RSD	359.12	3.3425	.17625	19.159	3.4624	1.2845	1.6024
Check ?	Chk Pass	Chk Pass	Chk Pass	Chk Pass	Chk Pass	Chk Pass	Chk Pass
High Limit							
Low Limit							

Elem	Sr3464
IS Ref	(Y_3710)
Units	ppb
Avg	101.61
Stddev	1.32
%RSD	1.2966
Check ?	Chk Pass
High Limit	
Low Limit	

Int. Std.	In2306	Y_2243	Y_3600	Y_3710
Units	Cts/S	Cts/S	Cts/S	Cts/S
Avg	5554.9	4495.0	65283.	7299.6
Stddev	3.8	6.8	63.	27.1
%RSD	.06784	.15163	.09643	.37073
Check ?	Chk Pass	Chk Pass	Chk Pass	Chk Pass
Value	95.558%	102.51%	104.42%	101.89%
Range				

PDF created with pdfFactory Pro trial version www.pdffactory.com

Sample Name: 240-67515-c-20-b Acquired: 7/26/2016 23:45:36 Type: Unk
Method: ICP I9 Method 200.7-6010(v136) Mode: CONC Corr. Factor: 1.000000
User: analyst Custom ID1: Custom ID2: Custom ID3:
Comment:

Elem	Ag3280	Al3082	As1890	B_1826	Ba4554	Be3130	Ca3179	Cd2288
IS Ref	(Y_3600)	(Y_3710)	(Y_2243)	(Y_2243)	(Y_3710)	(Y_3710)	(Y_3710)	(Y_2243)
Units	ppb	ppb	ppb	ppb	ppb	ppb	ppb	ppb
Avg	.08333	27478.	9.6168	4.4294	112.52	.75612	35869.	.7385
Stddev	.43938	72.	.6174	.5660	.24	.06622	196.	.1592
%RSD	527.27	.26200	6.4196	12.779	.21169	8.7572	.54599	21.55
Check ?	Chk Pass	Chk Pass	Chk Pass	Chk Pass	Chk Pass	Chk Pass	Chk Pass	Chk Pass
High Limit								
Low Limit								

Elem	Co2286	Cr2677	Cu3273	Fe2599	K_7664	Li6707	Mg2790	Mn2576
IS Ref	(In2306)	(Y_3600)	(Y_3600)	(Y_3710)	(Y_3710)	(Y_3710)	(Y_3710)	(Y_3600)
Units	ppb	ppb	ppb	ppb	ppb	ppb	ppb	ppb
Avg	10.692	38.636	44.537	28151.	1787.9	21.214	14170.	301.16
Stddev	.323	.442	.674	48.	18.8	1.226	39.	.06
%RSD	3.0185	1.1438	1.5133	.17146	1.0496	5.7780	.27845	.01983
Check ?	Chk Pass	Chk Pass	Chk Pass	Chk Pass	Chk Pass	Chk Pass	Chk Pass	Chk Pass
High Limit								
Low Limit								

Elem	Mo2020	Na5895	Ni2316	Pb2203	Sb2175	Se1960	Sn1899	Ti3372
IS Ref	(Y_2243)	(Y_3710)	(In2306)	(Y_2243)	(Y_2243)	(Y_2243)	(In2306)	(Y_3600)
Units	ppb	ppb	ppb	ppb	ppb	ppb	ppb	ppb
Avg	-1.1757	551.12	37.086	112.44	1.625	1.1903	29.542	1390.1
Stddev	.2502	7.42	.724	1.05	.311	2.3391	.269	2.1
%RSD	21.278	1.3458	1.9516	.93274	19.12	196.51	.91135	.15108
Check ?	Chk Pass	Chk Pass	Chk Pass	Chk Pass	Chk Pass	Chk Pass	Chk Pass	Chk Pass
High Limit								
Low Limit								

PDF created with pdfFactory Pro trial version www.pdffactory.com

Sample Name: 240-67515-c-20-b Acquired: 7/26/2016 23:45:36 Type: Unk
Method: ICP I9 Method 200.7-6010(v136) Mode: CONC Corr. Factor: 1.000000
User: analyst Custom ID1: Custom ID2: Custom ID3:
Comment:

Elem	Tl1908	V_2908	Zn2062	Si2516	Sr3464
IS Ref	(In2306)	(Y_3710)	(In2306)	(Y_3710)	(Y_3710)
Units	ppb	ppb	ppb	ppb	ppb
Avg	1.3078	61.657	165.04	2832.6	53.392
Stddev	.3191	2.577	2.62	25.9	4.505
%RSD	24.399	4.1799	1.5879	.91377	8.4373
Check ?	Chk Pass	Chk Pass	Chk Pass	Chk Pass	Chk Pass
High Limit					
Low Limit					

Int. Std.	In2306	Y_2243	Y_3600	Y_3710
Units	Cts/S	Cts/S	Cts/S	Cts/S
Avg	5800.4	4560.4	66224.	7285.9
Stddev	11.3	6.2	109.	23.4
%RSD	.19528	.13515	.16513	.32136
Check ?	Chk Pass	Chk Pass	Chk Pass	Chk Pass
Value	99.782%	104.00%	105.93%	101.70%
Range				

PDF created with pdfFactory Pro trial version www.pdffactory.com

Sample Name: CCV-2609127 Acquired: 7/26/2016 23:49:41 Type: QC
Method: ICP I9 Method 200.7-6010(v136) Mode: CONC Corr. Factor: 1.000000
User: analyst Custom ID1: Custom ID2: Custom ID3:
Comment:

Elem	Ag3280	Al3082	As1890	B_1826	Ba4554	Be3130	Ca3179
IS Ref	(Y_3600)	(Y_3710)	(Y_2243)	(Y_2243)	(Y_3710)	(Y_3710)	(Y_3710)
Units	ppb	ppb	ppb	ppb	ppb	ppb	ppb
Avg	1055.3	23727.	496.44	5319.0	2027.8	2133.0	52788.
Stddev	1.6	186.	3.25	14.5	3.2	8.1	251.
%RSD	.15388	.78520	.65404	.27247	.15913	.38061	.47486
Check ?	Chk Pass	Chk Pass	Chk Pass	Chk Pass	Chk Pass	Chk Pass	Chk Pass
Value							
Range							

Elem	Cd2288	Co2286	Cr2677	Cu3273	Fe2599	K_7664	Li6707
IS Ref	(Y_2243)	(In2306)	(Y_3600)	(Y_3600)	(Y_3710)	(Y_3710)	(Y_3710)
Units	ppb	ppb	ppb	ppb	ppb	ppb	ppb
Avg	518.5	1961.6	1879.9	2015.1	23448.	51665.	4937.4
Stddev	1.7	8.9	3.9	4.2	63.	192.	26.4
%RSD	.3270	.45163	.20643	.20843	.26930	.37089	.53503
Check ?	Chk Pass	Chk Pass	Chk Pass	Chk Pass	Chk Pass	Chk Pass	Chk Pass
Value							
Range							

Elem	Mg2790	Mn2576	Mo2020	Na5895	Ni2316	Pb2203	Sb2175
IS Ref	(Y_3710)	(Y_3600)	(Y_2243)	(Y_3710)	(In2306)	(Y_2243)	(Y_2243)
Units	ppb	ppb	ppb	ppb	ppb	ppb	ppb
Avg	47567.	F 1781.1	1926.6	53958.	2000.3	470.30	524.4
Stddev	263.	4.6	10.5	189.	10.1	.80	4.1
%RSD	.55352	.25721	.54367	.34990	.50562	.17015	.7862
Check ?	Chk Pass	Chk Fail	Chk Pass	Chk Pass	Chk Pass	Chk Pass	Chk Pass
Value		2000.0					
Range		-10.500%					

PDF created with pdfFactory Pro trial version www.pdffactory.com

Sample Name: CCV-2609127 Acquired: 7/26/2016 23:49:41 Type: QC
Method: ICP I9 Method 200.7-6010(v136) Mode: CONC Corr. Factor: 1.000000
User: analyst Custom ID1: Custom ID2: Custom ID3:
Comment:

Elem	Se1960	Sn1899	Ti3372	Tl1908	V_2908	Zn2062	Si2516
IS Ref	(Y_2243)	(In2306)	(Y_3600)	(In2306)	(Y_3710)	(In2306)	(Y_3710)
Units	ppb	ppb	ppb	ppb	ppb	ppb	ppb
Avg	508.01	5055.3	4968.1	968.84	1958.7	2027.7	4746.1
Stddev	1.35	29.2	21.3	5.80	12.3	7.4	66.4
%RSD	.26598	.57840	.42776	.59830	.62894	.36626	1.4001
Check ?	Chk Pass	Chk Pass	Chk Pass	Chk Pass	Chk Pass	Chk Pass	Chk Pass
Value							
Range							

Elem	Sr3464
IS Ref	(Y_3710)
Units	ppb
Avg	5160.3
Stddev	21.4
%RSD	.41557
Check ?	Chk Pass
Value	
Range	

Int. Std.	In2306	Y_2243	Y_3600	Y_3710
Units	Cts/S	Cts/S	Cts/S	Cts/S
Avg	5399.3	4379.6	63203.	7082.9
Stddev	8.2	9.2	61.	36.0
%RSD	.15226	.20908	.09687	.50871

PDF created with pdfFactory Pro trial version www.pdffactory.com

Sample Name: CCB Acquired: 7/26/2016 23:53:35 Type: QC
Method: ICP I9 Method 200.7-6010(v136) Mode: CONC Corr. Factor: 1.000000
User: analyst Custom ID1: Custom ID2: Custom ID3:
Comment:

Elem	Ag3280	Al3082	As1890	B_1826	Ba4554	Be3130	Ca3179	Cd2288
IS Ref	(Y_3600)	(Y_3710)	(Y_2243)	(Y_2243)	(Y_3710)	(Y_3710)	(Y_3710)	(Y_2243)
Units	ppb	ppb	ppb	ppb	ppb	ppb	ppb	ppb
Avg	-.11174	6.8646	-.87845	-3.3551	-.02934	.00513	-2.6423	-.0716
Stddev	.05076	14.732	.28726	.5878	.13769	.02752	2.7206	.1312
%RSD	45.430	214.61	32.701	17.521	469.28	536.29	102.96	183.3
Check ?	Chk Pass	Chk Pass	Chk Pass	Chk Pass	Chk Pass	Chk Pass	Chk Pass	Chk Pass
High Limit								
Low Limit								

Elem	Co2286	Cr2677	Cu3273	Fe2599	K_7664	Li6707	Mg2790	Mn2576
IS Ref	(In2306)	(Y_3600)	(Y_3600)	(Y_3710)	(Y_3710)	(Y_3710)	(Y_3710)	(Y_3600)
Units	ppb	ppb	ppb	ppb	ppb	ppb	ppb	ppb
Avg	-.24898	.05351	1.8116	3.2922	17.156	-1.4330	-.66565	-.08730
Stddev	.22117	.11314	.4176	.4419	27.338	.1876	8.3679	.02388
%RSD	88.831	211.43	23.052	13.424	159.35	13.094	1257.1	27.359
Check ?	Chk Pass	Chk Pass	Chk Pass	Chk Pass	Chk Pass	Chk Pass	Chk Pass	Chk Pass
High Limit								
Low Limit								

Elem	Mo2020	Na5895	Ni2316	Pb2203	Sb2175	Se1960	Sn1899	Ti3372
IS Ref	(Y_2243)	(Y_3710)	(In2306)	(Y_2243)	(Y_2243)	(Y_2243)	(In2306)	(Y_3600)
Units	ppb	ppb	ppb	ppb	ppb	ppb	ppb	ppb
Avg	.61600	-20.921	-.01759	.58297	.4878	1.6311	.14784	.91083
Stddev	.27692	9.390	.38593	1.1085	1.183	.5331	.57688	.04918
%RSD	44.954	44.881	2194.3	190.15	242.6	32.686	390.21	5.3992
Check ?	Chk Pass	Chk Pass	Chk Pass	Chk Pass	Chk Pass	Chk Pass	Chk Pass	Chk Pass
High Limit								
Low Limit								

PDF created with pdfFactory Pro trial version www.pdffactory.com

Sample Name: CCB Acquired: 7/26/2016 23:53:35 Type: QC
Method: ICP I9 Method 200.7-6010(v136) Mode: CONC Corr. Factor: 1.000000
User: analyst Custom ID1: Custom ID2: Custom ID3:
Comment:

Elem	Tl1908	V_2908	Zn2062	Si2516	Sr3464
IS Ref	(In2306)	(Y_3710)	(In2306)	(Y_3710)	(Y_3710)
Units	ppb	ppb	ppb	ppb	ppb
Avg	-.04019	-2.8003	-.83409	-2.3442	-1.6005
Stddev	.37661	.8743	.14299	5.5868	3.3174
%RSD	936.99	31.223	17.143	238.32	207.28
Check ?	Chk Pass	Chk Pass	Chk Pass	Chk Pass	Chk Pass
High Limit					
Low Limit					

Int. Std.	In2306	Y_2243	Y_3600	Y_3710
Units	Cts/S	Cts/S	Cts/S	Cts/S
Avg	6140.2	4588.2	66710.	7115.6
Stddev	3.9	7.9	53.	28.8
%RSD	.06291	.17241	.07883	.40459

PDF created with pdfFactory Pro trial version www.pdffactory.com

Sample Name: mb 240-239616/1-a Acquired: 7/26/2016 23:57:47 Type: QC
Method: ICP I9 Method 200.7-6010(v136) Mode: CONC Corr. Factor: 1.000000
User: analyst Custom ID1: Custom ID2: Custom ID3:
Comment:

Elem	Ag3280	Al3082	As1890	B_1826	Ba4554	Be3130	Ca3179	Cd2288
IS Ref	(Y_3600)	(Y_3710)	(Y_2243)	(Y_2243)	(Y_3710)	(Y_3710)	(Y_3710)	(Y_2243)
Units	ppb	ppb	ppb	ppb	ppb	ppb	ppb	ppb
Avg	-.01476	3.9444	-1.4743	-3.4470	-.03211	-.17754	56.827	.0515
Stddev	.21520	18.393	1.5723	.2161	.07849	.02591	3.996	.0404
%RSD	1457.9	466.32	106.65	6.2704	244.42	14.592	7.0321	78.40
Check ?	Chk Pass	Chk Pass	Chk Pass	Chk Pass	Chk Pass	Chk Pass	Chk Pass	Chk Pass
High Limit								
Low Limit								

Elem	Co2286	Cr2677	Cu3273	Fe2599	K_7664	Li6707	Mg2790	Mn2576
IS Ref	(In2306)	(Y_3600)	(Y_3600)	(Y_3710)	(Y_3710)	(Y_3710)	(Y_3710)	(Y_3600)
Units	ppb	ppb	ppb	ppb	ppb	ppb	ppb	ppb
Avg	-.08176	-.00821	1.9966	1.5940	-2.9640	-2.3022	-20.960	.28886
Stddev	.05639	.13051	.2964	1.1092	31.334	1.3624	16.128	.02323
%RSD	68.972	1590.0	14.846	69.584	1057.1	59.178	76.947	8.0430
Check ?	Chk Pass	Chk Pass	Chk Pass	Chk Pass	Chk Pass	Chk Pass	Chk Pass	Chk Pass
High Limit								
Low Limit								

Elem	Mo2020	Na5895	Ni2316	Pb2203	Sb2175	Se1960	Sn1899	Ti3372
IS Ref	(Y_2243)	(Y_3710)	(In2306)	(Y_2243)	(Y_2243)	(Y_2243)	(In2306)	(Y_3600)
Units	ppb	ppb	ppb	ppb	ppb	ppb	ppb	ppb
Avg	-2.2820	-40.729	-.12197	.84896	.1831	2.0803	-.10291	-.75787
Stddev	.1843	6.572	.15365	.56729	1.571	2.0896	.28940	.02826
%RSD	8.0750	16.136	125.97	66.821	857.6	100.45	281.20	3.7294
Check ?	Chk Pass	Chk Pass	Chk Pass	Chk Pass	Chk Pass	Chk Pass	Chk Pass	Chk Pass
High Limit								
Low Limit								

PDF created with pdfFactory Pro trial version www.pdffactory.com

Sample Name: mb 240-239616/1-a Acquired: 7/26/2016 23:57:47 Type: QC
Method: ICP I9 Method 200.7-6010(v136) Mode: CONC Corr. Factor: 1.000000
User: analyst Custom ID1: Custom ID2: Custom ID3:
Comment:

Elem	Tl1908	V_2908	Zn2062	Si2516	Sr3464
IS Ref	(In2306)	(Y_3710)	(In2306)	(Y_3710)	(Y_3710)
Units	ppb	ppb	ppb	ppb	ppb
Avg	.05435	-.84650	-.23714	102.25	1.5078
Stddev	.50477	1.5799	.00903	1.35	3.9110
%RSD	928.73	186.63	3.8081	1.3207	259.38
Check ?	Chk Pass	Chk Pass	Chk Pass	Chk Pass	Chk Pass
High Limit					
Low Limit					

Int. Std.	In2306	Y_2243	Y_3600	Y_3710
Units	Cts/S	Cts/S	Cts/S	Cts/S
Avg	6191.6	4645.6	68016.	7364.9
Stddev	7.0	4.8	25.	2.2
%RSD	.11363	.10244	.03680	.03013

PDF created with pdfFactory Pro trial version www.pdffactory.com

Sample Name: lcs 240-239616/2-a Acquired: 7/27/2016 0:02:00 Type: QC
Method: ICP I9 Method 200.7-6010(v136) Mode: CONC Corr. Factor: 1.000000
User: analyst Custom ID1: Custom ID2: Custom ID3:
Comment:

Elem	Ag3280	Al3082	As1890	B_1826	Ba4554	Be3130	Ca3179	Cd2288
IS Ref	(Y_3600)	(Y_3710)	(Y_2243)	(Y_2243)	(Y_3710)	(Y_3710)	(Y_3710)	(Y_2243)
Units	ppb	ppb	ppb	ppb	ppb	ppb	ppb	ppb
Avg	53.986	1906.9	2069.0	1091.9	2011.7	53.862	51154.	49.65
Stddev	.145	35.9	3.1	1.6	1.8	.149	291.	.15
%RSD	.26845	1.8847	.15081	.14335	.08777	.27670	.56973	.3109
Check ?	Chk Pass	Chk Pass	Chk Pass	Chk Pass	Chk Pass	Chk Pass	Chk Pass	Chk Pass
Value								
Range								

Elem	Co2286	Cr2677	Cu3273	Fe2599	K_7664	Li6707	Mg2790	Mn2576
IS Ref	(In2306)	(Y_3600)	(Y_3600)	(Y_3710)	(Y_3710)	(Y_3710)	(Y_3710)	(Y_3600)
Units	ppb	ppb	ppb	ppb	ppb	ppb	ppb	ppb
Avg	484.34	189.75	258.26	939.86	51005.	977.45	47397.	451.09
Stddev	1.61	.56	1.47	2.50	134.	2.00	121.	.65
%RSD	.33191	.29774	.57106	.26628	.26249	.20460	.25425	.14393
Check ?	Chk Pass	Chk Pass	Chk Pass	Chk Pass	Chk Pass	Chk Pass	Chk Pass	Chk Pass
Value								
Range								

Elem	Mo2020	Na5895	Ni2316	Pb2203	Sb2175	Se1960	Sn1899	Ti3372
IS Ref	(Y_2243)	(Y_3710)	(In2306)	(Y_2243)	(Y_2243)	(Y_2243)	(In2306)	(Y_3600)
Units	ppb	ppb	ppb	ppb	ppb	ppb	ppb	ppb
Avg	957.18	53329.	503.55	472.42	531.9	2121.1	1993.7	1004.4
Stddev	4.20	137.	2.13	1.16	1.4	5.1	8.8	1.0
%RSD	.43912	.25711	.42396	.24573	.2606	.24174	.43960	.10091
Check ?	Chk Pass	Chk Pass	Chk Pass	Chk Pass	Chk Pass	Chk Pass	Chk Pass	Chk Pass
Value								
Range								

PDF created with pdfFactory Pro trial version www.pdffactory.com

Sample Name: lcs 240-239616/2-a Acquired: 7/27/2016 0:02:00 Type: QC
Method: ICP I9 Method 200.7-6010(v136) Mode: CONC Corr. Factor: 1.000000
User: analyst Custom ID1: Custom ID2: Custom ID3:
Comment:

Elem	Tl1908	V_2908	Zn2062	Si2516	Sr3464
IS Ref	(In2306)	(Y_3710)	(In2306)	(Y_3710)	(Y_3710)
Units	ppb	ppb	ppb	ppb	ppb
Avg	1909.7	491.12	508.59	1093.8	1030.4
Stddev	13.7	1.89	.85	19.9	2.3
%RSD	.71829	.38452	.16767	1.8160	.22605
Check ?	Chk Pass	Chk Pass	Chk Pass	Chk Pass	Chk Pass
Value					
Range					

Int. Std.	In2306	Y_2243	Y_3600	Y_3710
Units	Cts/S	Cts/S	Cts/S	Cts/S
Avg	5549.0	4419.8	63742.	7220.7
Stddev	2.9	8.0	71.	32.1
%RSD	.05195	.17993	.11062	.44424

PDF created with pdfFactory Pro trial version www.pdffactory.com

Sample Name: 240-67469-d-1-a Acquired: 7/27/2016 0:05:45 Type: Unk
Method: ICP I9 Method 200.7-6010(v136) Mode: CONC Corr. Factor: 1.000000
User: analyst Custom ID1: Custom ID2: Custom ID3:
Comment:

Elem	Ag3280	Al3082	As1890	B_1826	Ba4554	Be3130	Ca3179	Cd2288
IS Ref	(Y_3600)	(Y_3710)	(Y_2243)	(Y_2243)	(Y_3710)	(Y_3710)	(Y_3710)	(Y_2243)
Units	ppb	ppb	ppb	ppb	ppb	ppb	ppb	ppb
Avg	-.14354	2168.9	.32362	29.106	9.0006	-.16320	44835.	.1744
Stddev	.24210	38.1	1.0504	.679	.0884	.07858	107.	.0638
%RSD	168.66	1.7545	324.57	2.3343	.98226	48.150	.23962	36.60
Check ?	Chk Pass	Chk Pass	Chk Pass	Chk Pass	Chk Pass	Chk Pass	Chk Pass	Chk Pass
High Limit								
Low Limit								

Elem	Co2286	Cr2677	Cu3273	Fe2599	K_7664	Li6707	Mg2790	Mn2576
IS Ref	(In2306)	(Y_3600)	(Y_3600)	(Y_3710)	(Y_3710)	(Y_3710)	(Y_3710)	(Y_3600)
Units	ppb	ppb	ppb	ppb	ppb	ppb	ppb	ppb
Avg	-.01065	.76005	2.7339	16.273	3190.8	3.5006	16008.	30.080
Stddev	.07698	.22991	.6683	.741	41.3	1.3183	26.	.101
%RSD	723.13	30.250	24.445	4.5543	1.2937	37.660	.16295	.33613
Check ?	Chk Pass	Chk Pass	Chk Pass	Chk Pass	Chk Pass	Chk Pass	Chk Pass	Chk Pass
High Limit								
Low Limit								

Elem	Mo2020	Na5895	Ni2316	Pb2203	Sb2175	Se1960	Sn1899	Ti3372
IS Ref	(Y_2243)	(Y_3710)	(In2306)	(Y_2243)	(Y_2243)	(Y_2243)	(In2306)	(Y_3600)
Units	ppb	ppb	ppb	ppb	ppb	ppb	ppb	ppb
Avg	1.2069	6829.7	2.0238	1.4725	.3139	3.2257	.96005	-.35711
Stddev	.1677	9.0	.0786	1.6929	1.415	.7646	.54400	.09571
%RSD	13.892	.13193	3.8863	114.97	451.0	23.702	56.663	26.801
Check ?	Chk Pass	Chk Pass	Chk Pass	Chk Pass	Chk Pass	Chk Pass	Chk Pass	Chk Pass
High Limit								
Low Limit								

PDF created with pdfFactory Pro trial version www.pdffactory.com

Sample Name: 240-67469-d-1-a Acquired: 7/27/2016 0:05:45 Type: Unk
Method: ICP I9 Method 200.7-6010(v136) Mode: CONC Corr. Factor: 1.000000
User: analyst Custom ID1: Custom ID2: Custom ID3:
Comment:

Elem	Tl1908	V_2908	Zn2062	Si2516	Sr3464
IS Ref	(In2306)	(Y_3710)	(In2306)	(Y_3710)	(Y_3710)
Units	ppb	ppb	ppb	ppb	ppb
Avg	.26625	-1.2333	2.0284	272.12	160.57
Stddev	1.1100	3.0249	.0751	6.49	3.04
%RSD	416.92	245.26	3.7026	2.3845	1.8953
Check ?	Chk Pass	Chk Pass	Chk Pass	Chk Pass	Chk Pass
High Limit					
Low Limit					

Int. Std.	In2306	Y_2243	Y_3600	Y_3710
Units	Cts/S	Cts/S	Cts/S	Cts/S
Avg	5954.1	4543.7	66190.	7307.6
Stddev	3.5	5.9	47.	13.6
%RSD	.05800	.12898	.07173	.18669
Check ?	Chk Pass	Chk Pass	Chk Pass	Chk Pass
Value	102.43%	103.62%	105.87%	102.01%
Range				

PDF created with pdfFactory Pro trial version www.pdffactory.com

Sample Name: SD 240-67469-d-1-a@5 Acquired: 7/27/2016 0:09:55 Type: Unk
Method: ICP I9 Method 200.7-6010(v136) Mode: CONC Corr. Factor: 1.000000
User: analyst Custom ID1: Custom ID2: Custom ID3:
Comment:

Elem	Ag3280	Al3082	As1890	B_1826	Ba4554	Be3130	Ca3179	Cd2288
IS Ref	(Y_3600)	(Y_3710)	(Y_2243)	(Y_2243)	(Y_3710)	(Y_3710)	(Y_3710)	(Y_2243)
Units	ppb	ppb	ppb	ppb	ppb	ppb	ppb	ppb
Avg	.27305	441.55	1.7561	-.89580	1.8917	-.26065	8856.9	-.1182
Stddev	.24755	10.34	1.6838	.17225	.2054	.09041	31.8	.0907
%RSD	90.660	2.3420	95.884	19.229	10.856	34.685	.35870	76.70
Check ?	Chk Pass	Chk Pass	Chk Pass	Chk Pass	Chk Pass	Chk Pass	Chk Pass	Chk Pass
High Limit								
Low Limit								

Elem	Co2286	Cr2677	Cu3273	Fe2599	K_7664	Li6707	Mg2790	Mn2576
IS Ref	(In2306)	(Y_3600)	(Y_3600)	(Y_3710)	(Y_3710)	(Y_3710)	(Y_3710)	(Y_3600)
Units	ppb	ppb	ppb	ppb	ppb	ppb	ppb	ppb
Avg	-.37231	.26480	1.5485	3.7540	649.18	-2.3215	3216.1	6.3364
Stddev	.20147	.27953	.7732	1.6387	14.06	.5817	17.8	.0281
%RSD	54.112	105.56	49.933	43.651	2.1655	25.058	.55333	.44297
Check ?	Chk Pass	Chk Pass	Chk Pass	Chk Pass	Chk Pass	Chk Pass	Chk Pass	Chk Pass
High Limit								
Low Limit								

Elem	Mo2020	Na5895	Ni2316	Pb2203	Sb2175	Se1960	Sn1899	Ti3372
IS Ref	(Y_2243)	(Y_3710)	(In2306)	(Y_2243)	(Y_2243)	(Y_2243)	(In2306)	(Y_3600)
Units	ppb	ppb	ppb	ppb	ppb	ppb	ppb	ppb
Avg	-2.0039	1337.9	.50441	.63206	-.9873	.39212	-.68802	-.64444
Stddev	.2742	16.4	.35444	.37220	.5329	3.1665	.36720	.13518
%RSD	13.683	1.2237	70.269	58.887	53.98	807.53	53.371	20.977
Check ?	Chk Pass	Chk Pass	Chk Pass	Chk Pass	Chk Pass	Chk Pass	Chk Pass	Chk Pass
High Limit								
Low Limit								

PDF created with pdfFactory Pro trial version www.pdffactory.com

Sample Name: SD 240-67469-d-1-a@5 Acquired: 7/27/2016 0:09:55 Type: Unk
Method: ICP I9 Method 200.7-6010(v136) Mode: CONC Corr. Factor: 1.000000
User: analyst Custom ID1: Custom ID2: Custom ID3:
Comment:

Elem	Tl1908	V_2908	Zn2062	Si2516	Sr3464
IS Ref	(In2306)	(Y_3710)	(In2306)	(Y_3710)	(Y_3710)
Units	ppb	ppb	ppb	ppb	ppb
Avg	-.25819	.00253	-.43070	44.240	35.885
Stddev	.74807	4.5163	.02890	7.330	.563
%RSD	289.74	178350.	6.7094	16.568	1.5700
Check ?	Chk Pass	Chk Pass	Chk Pass	Chk Pass	Chk Pass
High Limit					
Low Limit					

Int. Std.	In2306	Y_2243	Y_3600	Y_3710
Units	Cts/S	Cts/S	Cts/S	Cts/S
Avg	6103.7	4595.9	66902.	7274.5
Stddev	4.0	3.1	93.	20.9
%RSD	.06482	.06736	.13954	.28784
Check ?	Chk Pass	Chk Pass	Chk Pass	Chk Pass
Value	105.00%	104.81%	107.01%	101.54%
Range				

PDF created with pdfFactory Pro trial version www.pdffactory.com

Sample Name: 240-67469-d-1-b ms Acquired: 7/27/2016 0:14:05 Type: Unk
Method: ICP I9 Method 200.7-6010(v136) Mode: CONC Corr. Factor: 1.000000
User: analyst Custom ID1: Custom ID2: Custom ID3:
Comment:

Elem	Ag3280	Al3082	As1890	B_1826	Ba4554	Be3130	Ca3179	Cd2288
IS Ref	(Y_3600)	(Y_3710)	(Y_2243)	(Y_2243)	(Y_3710)	(Y_3710)	(Y_3710)	(Y_2243)
Units	ppb	ppb	ppb	ppb	ppb	ppb	ppb	ppb
Avg	53.787	4109.6	2088.0	1122.6	2026.4	52.971	96828.	49.48
Stddev	.363	11.6	5.6	1.6	2.4	.286	381.	.15
%RSD	.67481	.28204	.26857	.14289	.11680	.53980	.39381	.3091
Check ?	Chk Pass	Chk Pass	Chk Pass	Chk Pass	Chk Pass	Chk Pass	Chk Pass	Chk Pass
High Limit								
Low Limit								

Elem	Co2286	Cr2677	Cu3273	Fe2599	K_7664	Li6707	Mg2790	Mn2576
IS Ref	(In2306)	(Y_3600)	(Y_3600)	(Y_3710)	(Y_3710)	(Y_3710)	(Y_3710)	(Y_3600)
Units	ppb	ppb	ppb	ppb	ppb	ppb	ppb	ppb
Avg	484.95	188.38	258.19	945.33	54216.	984.64	62966.	479.94
Stddev	1.90	.34	.81	4.67	193.	2.96	211.	.85
%RSD	.39229	.18242	.31216	.49405	.35508	.30061	.33493	.17627
Check ?	Chk Pass	Chk Pass	Chk Pass	Chk Pass	Chk Pass	Chk Pass	Chk Pass	Chk Pass
High Limit								
Low Limit								

Elem	Mo2020	Na5895	Ni2316	Pb2203	Sb2175	Se1960	Sn1899	Ti3372
IS Ref	(Y_2243)	(Y_3710)	(In2306)	(Y_2243)	(Y_2243)	(Y_2243)	(In2306)	(Y_3600)
Units	ppb	ppb	ppb	ppb	ppb	ppb	ppb	ppb
Avg	955.02	60325.	503.56	469.94	532.4	2105.5	1998.9	999.61
Stddev	5.38	150.	1.68	.45	3.2	5.7	6.8	1.35
%RSD	.56362	.24943	.33369	.09481	.5977	.27123	.33929	.13521
Check ?	Chk Pass	Chk Pass	Chk Pass	Chk Pass	Chk Pass	Chk Pass	Chk Pass	Chk Pass
High Limit								
Low Limit								

PDF created with pdfFactory Pro trial version www.pdffactory.com

Sample Name: 240-67469-d-1-b ms Acquired: 7/27/2016 0:14:05 Type: Unk
Method: ICP I9 Method 200.7-6010(v136) Mode: CONC Corr. Factor: 1.000000
User: analyst Custom ID1: Custom ID2: Custom ID3:
Comment:

Elem	Tl1908	V_2908	Zn2062	Si2516	Sr3464
IS Ref	(In2306)	(Y_3710)	(In2306)	(Y_3710)	(Y_3710)
Units	ppb	ppb	ppb	ppb	ppb
Avg	1893.7	486.44	506.16	1253.4	1183.4
Stddev	12.1	1.30	1.71	25.3	16.3
%RSD	.63706	.26820	.33795	2.0224	1.3802
Check ?	Chk Pass	Chk Pass	Chk Pass	Chk Pass	Chk Pass
High Limit					
Low Limit					

Int. Std.	In2306	Y_2243	Y_3600	Y_3710
Units	Cts/S	Cts/S	Cts/S	Cts/S
Avg	5436.0	4378.7	63228.	7226.7
Stddev	9.8	7.7	61.	19.4
%RSD	.17979	.17605	.09664	.26795
Check ?	Chk Pass	Chk Pass	Chk Pass	Chk Pass
Value	93.512%	99.854%	101.14%	100.88%
Range				

PDF created with pdfFactory Pro trial version www.pdffactory.com

Sample Name: 240-67469-d-1-c msd Acquired: 7/27/2016 0:17:50 Type: Unk
Method: ICP I9 Method 200.7-6010(v136) Mode: CONC Corr. Factor: 1.000000
User: analyst Custom ID1: Custom ID2: Custom ID3:
Comment:

Elem	Ag3280	Al3082	As1890	B_1826	Ba4554	Be3130	Ca3179	Cd2288
IS Ref	(Y_3600)	(Y_3710)	(Y_2243)	(Y_2243)	(Y_3710)	(Y_3710)	(Y_3710)	(Y_2243)
Units	ppb	ppb	ppb	ppb	ppb	ppb	ppb	ppb
Avg	52.916	3982.8	2054.8	1104.2	1998.3	52.010	94149.	48.36
Stddev	.791	36.4	14.0	4.6	3.5	.126	546.	.25
%RSD	1.4951	.91488	.68237	.41892	.17472	.24306	.57950	.5219
Check ?	Chk Pass	Chk Pass	Chk Pass	Chk Pass	Chk Pass	Chk Pass	Chk Pass	Chk Pass
High Limit								
Low Limit								

Elem	Co2286	Cr2677	Cu3273	Fe2599	K_7664	Li6707	Mg2790	Mn2576
IS Ref	(In2306)	(Y_3600)	(Y_3600)	(Y_3710)	(Y_3710)	(Y_3710)	(Y_3710)	(Y_3600)
Units	ppb	ppb	ppb	ppb	ppb	ppb	ppb	ppb
Avg	475.57	184.89	253.66	928.41	53056.	966.39	61660.	474.18
Stddev	1.76	.13	.28	5.99	185.	3.18	321.	.13
%RSD	.36969	.07000	.10904	.64492	.34825	.32889	.52047	.02642
Check ?	Chk Pass	Chk Pass	Chk Pass	Chk Pass	Chk Pass	Chk Pass	Chk Pass	Chk Pass
High Limit								
Low Limit								

Elem	Mo2020	Na5895	Ni2316	Pb2203	Sb2175	Se1960	Sn1899	Ti3372
IS Ref	(Y_2243)	(Y_3710)	(In2306)	(Y_2243)	(Y_2243)	(Y_2243)	(In2306)	(Y_3600)
Units	ppb	ppb	ppb	ppb	ppb	ppb	ppb	ppb
Avg	940.59	59108.	493.50	460.42	527.0	2071.1	1959.7	988.47
Stddev	7.56	224.	2.70	2.10	3.9	9.4	13.5	1.31
%RSD	.80412	.37818	.54730	.45642	.7341	.45613	.68632	.13303
Check ?	Chk Pass	Chk Pass	Chk Pass	Chk Pass	Chk Pass	Chk Pass	Chk Pass	Chk Pass
High Limit								
Low Limit								

PDF created with pdfFactory Pro trial version www.pdffactory.com

Sample Name: 240-67469-d-1-c msd Acquired: 7/27/2016 0:17:50 Type: Unk
Method: ICP I9 Method 200.7-6010(v136) Mode: CONC Corr. Factor: 1.000000
User: analyst Custom ID1: Custom ID2: Custom ID3:
Comment:

Elem	Tl1908	V_2908	Zn2062	Si2516	Sr3464
IS Ref	(In2306)	(Y_3710)	(In2306)	(Y_3710)	(Y_3710)
Units	ppb	ppb	ppb	ppb	ppb
Avg	1857.9	478.00	496.95	1215.7	1160.9
Stddev	14.4	3.15	2.74	12.6	11.4
%RSD	.77590	.65929	.55209	1.0373	.97835
Check ?	Chk Pass	Chk Pass	Chk Pass	Chk Pass	Chk Pass
High Limit					
Low Limit					

Int. Std.	In2306	Y_2243	Y_3600	Y_3710
Units	Cts/S	Cts/S	Cts/S	Cts/S
Avg	5451.3	4386.2	63134.	7233.3
Stddev	3.9	1.6	65.	65.2
%RSD	.07100	.03652	.10243	.90199
Check ?	Chk Pass	Chk Pass	Chk Pass	Chk Pass
Value	93.777%	100.03%	100.99%	100.97%
Range				

PDF created with pdfFactory Pro trial version www.pdffactory.com

Sample Name: 240-67469-d-2-a Acquired: 7/27/2016 0:21:35 Type: Unk
Method: ICP I9 Method 200.7-6010(v136) Mode: CONC Corr. Factor: 1.000000
User: analyst Custom ID1: Custom ID2: Custom ID3:
Comment:

Elem	Ag3280	Al3082	As1890	B_1826	Ba4554	Be3130	Ca3179
IS Ref	(Y_3600)	(Y_3710)	(Y_2243)	(Y_2243)	(Y_3710)	(Y_3710)	(Y_3710)
Units	ppb	ppb	ppb	ppb	ppb	ppb	ppb
Avg	2.1917	4920.2	2.4539	302.17	25.833	2.2738	147930.
Stddev	.2871	30.8	.8409	1.81	.185	.0727	423.
%RSD	13.101	.62696	34.270	.59900	.71485	3.1968	.28614
Check ?	Chk Pass	Chk Pass	Chk Pass	Chk Pass	Chk Pass	Chk Pass	Chk Pass
High Limit							
Low Limit							

Elem	Cd2288	Co2286	Cr2677	Cu3273	Fe2599	K_7664	Li6707
IS Ref	(Y_2243)	(In2306)	(Y_3600)	(Y_3600)	(Y_3710)	(Y_3710)	(Y_3710)
Units	ppb	ppb	ppb	ppb	ppb	ppb	ppb
Avg	4.974	154.21	2.3029	23.077	253.19	13114.	77.176
Stddev	.191	1.42	.0854	.947	3.77	33.	1.896
%RSD	3.840	.91906	3.7075	4.1031	1.4892	.24866	2.4572
Check ?	Chk Pass	Chk Pass	Chk Pass	Chk Pass	Chk Pass	Chk Pass	Chk Pass
High Limit							
Low Limit							

Elem	Mg2790	Mn2576	Mo2020	Na5895	Ni2316	Pb2203	Sb2175
IS Ref	(Y_3710)	(Y_3600)	(Y_2243)	(Y_3710)	(In2306)	(Y_2243)	(Y_2243)
Units	ppb	ppb	ppb	ppb	ppb	ppb	ppb
Avg	87130.	F 17777.	.37920	44861.	385.14	4.6087	2.408
Stddev	88.	68.	.38255	91.	3.62	.2549	.418
%RSD	.10111	.38420	100.88	.20194	.94015	5.5315	17.38
Check ?	Chk Pass	Chk Fail	Chk Pass	Chk Pass	Chk Pass	Chk Pass	Chk Pass
High Limit		15000.					
Low Limit		-500000.					

PDF created with pdfFactory Pro trial version www.pdffactory.com

Sample Name: 240-67469-d-2-a Acquired: 7/27/2016 0:21:35 Type: Unk
Method: ICP I9 Method 200.7-6010(v136) Mode: CONC Corr. Factor: 1.000000
User: analyst Custom ID1: Custom ID2: Custom ID3:
Comment:

Elem	Se1960	Sn1899	Ti3372	Tl1908	V_2908	Zn2062	Si2516
IS Ref	(Y_2243)	(In2306)	(Y_3600)	(In2306)	(Y_3710)	(In2306)	(Y_3710)
Units	ppb	ppb	ppb	ppb	ppb	ppb	ppb
Avg	8.3116	-.09913	2.2850	63.524	-2.1603	433.58	641.75
Stddev	1.0842	.44422	.1024	1.241	3.7215	4.44	10.46
%RSD	13.045	448.11	4.4804	1.9531	172.27	1.0237	1.6296
Check ?	Chk Pass	Chk Pass	Chk Pass	Chk Pass	Chk Pass	Chk Pass	Chk Pass
High Limit							
Low Limit							

Elem	Sr3464
IS Ref	(Y_3710)
Units	ppb
Avg	449.40
Stddev	5.82
%RSD	1.2953
Check ?	Chk Pass
High Limit	
Low Limit	

Int. Std.	In2306	Y_2243	Y_3600	Y_3710
Units	Cts/S	Cts/S	Cts/S	Cts/S
Avg	5512.4	4613.0	66652.	7683.3
Stddev	3.7	5.7	113.	26.8
%RSD	.06654	.12452	.16933	.34852
Check ?	Chk Pass	Chk Pass	Chk Pass	Chk Pass
Value	94.827%	105.20%	106.61%	107.25%
Range				

PDF created with pdfFactory Pro trial version www.pdffactory.com

Sample Name: 240-67469-d-3-a Acquired: 7/27/2016 0:25:44 Type: Unk
Method: ICP I9 Method 200.7-6010(v136) Mode: CONC Corr. Factor: 1.000000
User: analyst Custom ID1: Custom ID2: Custom ID3:
Comment:

Elem	Ag3280	Al3082	As1890	B_1826	Ba4554	Be3130	Ca3179	Cd2288
IS Ref	(Y_3600)	(Y_3710)	(Y_2243)	(Y_2243)	(Y_3710)	(Y_3710)	(Y_3710)	(Y_2243)
Units	ppb	ppb	ppb	ppb	ppb	ppb	ppb	ppb
Avg	.32342	2805.8	3.2289	209.19	27.870	-.14903	95596.	.1401
Stddev	.13808	13.4	1.3830	1.40	.034	.01890	341.	.0431
%RSD	42.692	.47595	42.833	.66961	.12333	12.683	.35720	30.77
Check ?	Chk Pass	Chk Pass	Chk Pass	Chk Pass	Chk Pass	Chk Pass	Chk Pass	Chk Pass
High Limit								
Low Limit								

Elem	Co2286	Cr2677	Cu3273	Fe2599	K_7664	Li6707	Mg2790	Mn2576
IS Ref	(In2306)	(Y_3600)	(Y_3600)	(Y_3710)	(Y_3710)	(Y_3710)	(Y_3710)	(Y_3600)
Units	ppb	ppb	ppb	ppb	ppb	ppb	ppb	ppb
Avg	1.4547	1.5976	2.9857	166.02	6521.1	18.729	30879.	1307.3
Stddev	.0827	.2154	.2252	1.02	22.8	1.318	170.	3.2
%RSD	5.6819	13.486	7.5417	.61651	.34947	7.0370	.54977	.24815
Check ?	Chk Pass	Chk Pass	Chk Pass	Chk Pass	Chk Pass	Chk Pass	Chk Pass	Chk Pass
High Limit								
Low Limit								

Elem	Mo2020	Na5895	Ni2316	Pb2203	Sb2175	Se1960	Sn1899	Ti3372
IS Ref	(Y_2243)	(Y_3710)	(In2306)	(Y_2243)	(Y_2243)	(Y_2243)	(In2306)	(Y_3600)
Units	ppb	ppb	ppb	ppb	ppb	ppb	ppb	ppb
Avg	-1.3943	34352.	8.6167	.03870	1.875	2.9157	-.61120	.95328
Stddev	.2067	109.	.4936	1.0550	1.721	3.0371	.39564	.52777
%RSD	14.828	.31654	5.7284	2726.4	91.76	104.16	64.732	55.363
Check ?	Chk Pass	Chk Pass	Chk Pass	Chk Pass	Chk Pass	Chk Pass	Chk Pass	Chk Pass
High Limit								
Low Limit								

PDF created with pdfFactory Pro trial version www.pdffactory.com

Sample Name: 240-67469-d-3-a Acquired: 7/27/2016 0:25:44 Type: Unk
Method: ICP I9 Method 200.7-6010(v136) Mode: CONC Corr. Factor: 1.000000
User: analyst Custom ID1: Custom ID2: Custom ID3:
Comment:

Elem	Tl1908	V_2908	Zn2062	Si2516	Sr3464
IS Ref	(In2306)	(Y_3710)	(In2306)	(Y_3710)	(Y_3710)
Units	ppb	ppb	ppb	ppb	ppb
Avg	5.7930	-.95484	6.3503	1417.9	425.38
Stddev	1.0492	2.1433	.1466	5.6	3.48
%RSD	18.111	224.46	2.3092	.39371	.81859
Check ?	Chk Pass	Chk Pass	Chk Pass	Chk Pass	Chk Pass
High Limit					
Low Limit					

Int. Std.	In2306	Y_2243	Y_3600	Y_3710
Units	Cts/S	Cts/S	Cts/S	Cts/S
Avg	5711.5	4471.5	64732.	7269.5
Stddev	6.1	8.4	105.	47.3
%RSD	.10595	.18757	.16162	.65062
Check ?	Chk Pass	Chk Pass	Chk Pass	Chk Pass
Value	98.252%	101.97%	103.54%	101.47%
Range				

PDF created with pdfFactory Pro trial version www.pdffactory.com

Sample Name: 240-67469-e-4-a Acquired: 7/27/2016 0:29:51 Type: Unk
Method: ICP I9 Method 200.7-6010(v136) Mode: CONC Corr. Factor: 1.000000
User: analyst Custom ID1: Custom ID2: Custom ID3:
Comment:

Elem	Ag3280	Al3082	As1890	B_1826	Ba4554	Be3130	Ca3179	Cd2288
IS Ref	(Y_3600)	(Y_3710)	(Y_2243)	(Y_2243)	(Y_3710)	(Y_3710)	(Y_3710)	(Y_2243)
Units	ppb	ppb	ppb	ppb	ppb	ppb	ppb	ppb
Avg	-.08409	1980.3	.68190	153.55	13.287	-.16133	87441.	.0971
Stddev	.20495	12.5	.98364	.81	.116	.10511	131.	.0847
%RSD	243.74	.63193	144.25	.52941	.87133	65.156	.14973	87.28
Check ?	Chk Pass	Chk Pass	Chk Pass	Chk Pass	Chk Pass	Chk Pass	Chk Pass	Chk Pass
High Limit								
Low Limit								

Elem	Co2286	Cr2677	Cu3273	Fe2599	K_7664	Li6707	Mg2790	Mn2576
IS Ref	(In2306)	(Y_3600)	(Y_3600)	(Y_3710)	(Y_3710)	(Y_3710)	(Y_3710)	(Y_3600)
Units	ppb	ppb	ppb	ppb	ppb	ppb	ppb	ppb
Avg	.15880	2.6282	4.1375	34.114	4065.4	18.842	22449.	98.513
Stddev	.23583	.1779	.6724	1.008	9.4	.355	68.	.244
%RSD	148.50	6.7680	16.251	2.9554	.23197	1.8815	.30316	.24760
Check ?	Chk Pass	Chk Pass	Chk Pass	Chk Pass	Chk Pass	Chk Pass	Chk Pass	Chk Pass
High Limit								
Low Limit								

Elem	Mo2020	Na5895	Ni2316	Pb2203	Sb2175	Se1960	Sn1899	Ti3372
IS Ref	(Y_2243)	(Y_3710)	(In2306)	(Y_2243)	(Y_2243)	(Y_2243)	(In2306)	(Y_3600)
Units	ppb	ppb	ppb	ppb	ppb	ppb	ppb	ppb
Avg	8.0354	19382.	4.9115	1.4334	.1418	2.5890	-1.0165	-.09287
Stddev	.3142	42.	.0932	.1887	1.647	1.4954	.5274	.25001
%RSD	3.9106	.21443	1.8974	13.161	1161.	57.761	51.890	269.21
Check ?	Chk Pass	Chk Pass	Chk Pass	Chk Pass	Chk Pass	Chk Pass	Chk Pass	Chk Pass
High Limit								
Low Limit								

PDF created with pdfFactory Pro trial version www.pdffactory.com

Sample Name: 240-67469-e-4-a Acquired: 7/27/2016 0:29:51 Type: Unk
Method: ICP I9 Method 200.7-6010(v136) Mode: CONC Corr. Factor: 1.000000
User: analyst Custom ID1: Custom ID2: Custom ID3:
Comment:

Elem	Tl1908	V_2908	Zn2062	Si2516	Sr3464
IS Ref	(In2306)	(Y_3710)	(In2306)	(Y_3710)	(Y_3710)
Units	ppb	ppb	ppb	ppb	ppb
Avg	.81698	1.0180	5.0048	916.46	289.83
Stddev	.34804	2.9522	.0872	1.63	2.65
%RSD	42.601	290.00	1.7419	.17739	.91281
Check ?	Chk Pass	Chk Pass	Chk Pass	Chk Pass	Chk Pass
High Limit					
Low Limit					

Int. Std.	In2306	Y_2243	Y_3600	Y_3710
Units	Cts/S	Cts/S	Cts/S	Cts/S
Avg	5831.1	4506.0	65423.	7333.7
Stddev	11.6	3.7	109.	23.7
%RSD	.19829	.08249	.16640	.32355
Check ?	Chk Pass	Chk Pass	Chk Pass	Chk Pass
Value	100.31%	102.76%	104.65%	102.37%
Range				

PDF created with pdfFactory Pro trial version www.pdffactory.com

Sample Name: 240-67512-a-1-a Acquired: 7/27/2016 0:34:00 Type: Unk
Method: ICP I9 Method 200.7-6010(v136) Mode: CONC Corr. Factor: 1.000000
User: analyst Custom ID1: Custom ID2: Custom ID3:
Comment:

Elem	Ag3280	Al3082	As1890	B_1826	Ba4554	Be3130	Ca3179	Cd2288
IS Ref	(Y_3600)	(Y_3710)	(Y_2243)	(Y_2243)	(Y_3710)	(Y_3710)	(Y_3710)	(Y_2243)
Units	ppb	ppb	ppb	ppb	ppb	ppb	ppb	ppb
Avg	.14743	566.45	8.4152	7.0623	27.196	-.16633	17928.	.2674
Stddev	.40014	13.15	.4486	.0818	.178	.03189	73.	.0951
%RSD	271.41	2.3209	5.3304	1.1576	.65506	19.171	.40828	35.56
Check ?	Chk Pass	Chk Pass	Chk Pass	Chk Pass	Chk Pass	Chk Pass	Chk Pass	Chk Pass
High Limit								
Low Limit								

Elem	Co2286	Cr2677	Cu3273	Fe2599	K_7664	Li6707	Mg2790	Mn2576
IS Ref	(In2306)	(Y_3600)	(Y_3600)	(Y_3710)	(Y_3710)	(Y_3710)	(Y_3710)	(Y_3600)
Units	ppb	ppb	ppb	ppb	ppb	ppb	ppb	ppb
Avg	2.4364	2.3963	8.9680	917.14	2594.1	-2.4791	5858.6	11.796
Stddev	.1432	.2303	.6211	4.50	14.3	1.1007	58.9	.053
%RSD	5.8771	9.6123	6.9258	.49043	.55265	44.398	1.0056	.45080
Check ?	Chk Pass	Chk Pass	Chk Pass	Chk Pass	Chk Pass	Chk Pass	Chk Pass	Chk Pass
High Limit								
Low Limit								

Elem	Mo2020	Na5895	Ni2316	Pb2203	Sb2175	Se1960	Sn1899	Ti3372
IS Ref	(Y_2243)	(Y_3710)	(In2306)	(Y_2243)	(Y_2243)	(Y_2243)	(In2306)	(Y_3600)
Units	ppb	ppb	ppb	ppb	ppb	ppb	ppb	ppb
Avg	-.10144	1612.3	6.2630	1.1311	.7483	2.5164	-.43338	15.230
Stddev	.31859	11.4	.1971	.6342	2.853	.4259	.37521	.179
%RSD	314.06	.70773	3.1475	56.072	381.3	16.925	86.577	1.1773
Check ?	Chk Pass	Chk Pass	Chk Pass	Chk Pass	Chk Pass	Chk Pass	Chk Pass	Chk Pass
High Limit								
Low Limit								

PDF created with pdfFactory Pro trial version www.pdffactory.com

Sample Name: 240-67512-a-1-a Acquired: 7/27/2016 0:34:00 Type: Unk
Method: ICP I9 Method 200.7-6010(v136) Mode: CONC Corr. Factor: 1.000000
User: analyst Custom ID1: Custom ID2: Custom ID3:
Comment:

Elem	Tl1908	V_2908	Zn2062	Si2516	Sr3464
IS Ref	(In2306)	(Y_3710)	(In2306)	(Y_3710)	(Y_3710)
Units	ppb	ppb	ppb	ppb	ppb
Avg	-.25062	3.3343	41.080	2965.3	46.065
Stddev	.68964	1.8226	.418	40.3	5.377
%RSD	275.17	54.660	1.0171	1.3578	11.672
Check ?	Chk Pass	Chk Pass	Chk Pass	Chk Pass	Chk Pass
High Limit					
Low Limit					

Int. Std.	In2306	Y_2243	Y_3600	Y_3710
Units	Cts/S	Cts/S	Cts/S	Cts/S
Avg	6125.3	4651.8	67969.	7520.0
Stddev	10.3	5.7	175.	39.3
%RSD	.16781	.12326	.25741	.52249
Check ?	Chk Pass	Chk Pass	Chk Pass	Chk Pass
Value	105.37%	106.08%	108.72%	104.97%
Range				

PDF created with pdfFactory Pro trial version www.pdffactory.com

Sample Name: CCV-2609127 Acquired: 7/27/2016 0:38:08 Type: QC
Method: ICP I9 Method 200.7-6010(v136) Mode: CONC Corr. Factor: 1.000000
User: analyst Custom ID1: Custom ID2: Custom ID3:
Comment:

Elem	Ag3280	Al3082	As1890	B_1826	Ba4554	Be3130	Ca3179
IS Ref	(Y_3600)	(Y_3710)	(Y_2243)	(Y_2243)	(Y_3710)	(Y_3710)	(Y_3710)
Units	ppb	ppb	ppb	ppb	ppb	ppb	ppb
Avg	1052.1	23190.	494.32	5313.4	2027.6	2109.4	51620.
Stddev	1.3	60.	4.20	22.4	1.6	2.6	148.
%RSD	.12214	.26027	.84967	.42242	.08105	.12162	.28710
Check ?	Chk Pass	Chk Pass	Chk Pass	Chk Pass	Chk Pass	Chk Pass	Chk Pass
Value							
Range							

Elem	Cd2288	Co2286	Cr2677	Cu3273	Fe2599	K_7664	Li6707
IS Ref	(Y_2243)	(In2306)	(Y_3600)	(Y_3600)	(Y_3710)	(Y_3710)	(Y_3710)
Units	ppb	ppb	ppb	ppb	ppb	ppb	ppb
Avg	516.6	1955.8	1866.2	2007.4	23252.	50799.	4874.8
Stddev	2.9	11.1	4.1	1.6	65.	135.	13.7
%RSD	.5706	.56829	.22127	.08077	.28042	.26497	.28190
Check ?	Chk Pass	Chk Pass	Chk Pass	Chk Pass	Chk Pass	Chk Pass	Chk Pass
Value							
Range							

Elem	Mg2790	Mn2576	Mo2020	Na5895	Ni2316	Pb2203	Sb2175
IS Ref	(Y_3710)	(Y_3600)	(Y_2243)	(Y_3710)	(In2306)	(Y_2243)	(Y_2243)
Units	ppb	ppb	ppb	ppb	ppb	ppb	ppb
Avg	46652.	F 1783.7	1924.4	53343.	1991.0	467.97	523.1
Stddev	108.	4.8	17.0	148.	11.3	1.78	5.9
%RSD	.23052	.27026	.88542	.27780	.56858	.38085	1.120
Check ?	Chk Pass	Chk Fail	Chk Pass	Chk Pass	Chk Pass	Chk Pass	Chk Pass
Value		2000.0					
Range		-10.500%					

PDF created with pdfFactory Pro trial version www.pdffactory.com

Sample Name: CCV-2609127 Acquired: 7/27/2016 0:38:08 Type: QC
Method: ICP I9 Method 200.7-6010(v136) Mode: CONC Corr. Factor: 1.000000
User: analyst Custom ID1: Custom ID2: Custom ID3:
Comment:

Elem	Se1960	Sn1899	Ti3372	Tl1908	V_2908	Zn2062	Si2516
IS Ref	(Y_2243)	(In2306)	(Y_3600)	(In2306)	(Y_3710)	(In2306)	(Y_3710)
Units	ppb	ppb	ppb	ppb	ppb	ppb	ppb
Avg	508.30	5026.9	4969.3	966.96	1921.8	2012.9	4602.4
Stddev	7.57	37.6	44.8	4.65	6.0	13.3	24.2
%RSD	1.4900	.74861	.90100	.48113	.31272	.65860	.52638
Check ?	Chk Pass	Chk Pass	Chk Pass	Chk Pass	Chk Pass	Chk Pass	Chk Pass
Value							
Range							

Elem	Sr3464
IS Ref	(Y_3710)
Units	ppb
Avg	5086.5
Stddev	12.1
%RSD	.23738
Check ?	Chk Pass
Value	
Range	

Int. Std.	In2306	Y_2243	Y_3600	Y_3710
Units	Cts/S	Cts/S	Cts/S	Cts/S
Avg	5445.7	4418.7	63607.	7272.3
Stddev	5.4	1.7	246.	20.0
%RSD	.09902	.03849	.38673	.27555

PDF created with pdfFactory Pro trial version www.pdffactory.com

Sample Name: CCB Acquired: 7/27/2016 0:42:03 Type: QC
Method: ICP I9 Method 200.7-6010(v136) Mode: CONC Corr. Factor: 1.000000
User: analyst Custom ID1: Custom ID2: Custom ID3:
Comment:

Elem	Ag3280	Al3082	As1890	B_1826	Ba4554	Be3130	Ca3179	Cd2288
IS Ref	(Y_3600)	(Y_3710)	(Y_2243)	(Y_2243)	(Y_3710)	(Y_3710)	(Y_3710)	(Y_2243)
Units	ppb	ppb	ppb	ppb	ppb	ppb	ppb	ppb
Avg	-.02044	6.9534	-.60479	-3.8132	-.04689	-.03891	-4.0674	-.0066
Stddev	.25246	4.4068	.59367	.6280	.14807	.01766	2.0966	.1351
%RSD	1235.0	63.376	98.161	16.470	315.76	45.381	51.547	2057.
Check ?	Chk Pass	Chk Pass	Chk Pass	Chk Pass	Chk Pass	Chk Pass	Chk Pass	Chk Pass
High Limit								
Low Limit								

Elem	Co2286	Cr2677	Cu3273	Fe2599	K_7664	Li6707	Mg2790	Mn2576
IS Ref	(In2306)	(Y_3600)	(Y_3600)	(Y_3710)	(Y_3710)	(Y_3710)	(Y_3710)	(Y_3600)
Units	ppb	ppb	ppb	ppb	ppb	ppb	ppb	ppb
Avg	-.33806	-.03123	2.5076	2.9527	28.220	-1.7488	-16.166	-.17582
Stddev	.12787	.09821	.6167	2.2611	22.274	1.3808	7.198	.04322
%RSD	37.826	314.49	24.594	76.577	78.930	78.958	44.525	24.583
Check ?	Chk Pass	Chk Pass	Chk Pass	Chk Pass	Chk Pass	Chk Pass	Chk Pass	Chk Pass
High Limit								
Low Limit								

Elem	Mo2020	Na5895	Ni2316	Pb2203	Sb2175	Se1960	Sn1899	Ti3372
IS Ref	(Y_2243)	(Y_3710)	(In2306)	(Y_2243)	(Y_2243)	(Y_2243)	(In2306)	(Y_3600)
Units	ppb	ppb	ppb	ppb	ppb	ppb	ppb	ppb
Avg	.46454	-32.744	-.02342	-1.0232	.4950	2.6900	.07615	.79514
Stddev	.38080	8.865	.20060	1.1024	.2025	1.7282	.31902	.19283
%RSD	81.974	27.074	856.56	107.74	40.91	64.244	418.96	24.251
Check ?	Chk Pass	Chk Pass	Chk Pass	Chk Pass	Chk Pass	Chk Pass	Chk Pass	Chk Pass
High Limit								
Low Limit								

PDF created with pdfFactory Pro trial version www.pdffactory.com

Sample Name: CCB Acquired: 7/27/2016 0:42:03 Type: QC
Method: ICP I9 Method 200.7-6010(v136) Mode: CONC Corr. Factor: 1.000000
User: analyst Custom ID1: Custom ID2: Custom ID3:
Comment:

Elem	Tl1908	V_2908	Zn2062	Si2516	Sr3464
IS Ref	(In2306)	(Y_3710)	(In2306)	(Y_3710)	(Y_3710)
Units	ppb	ppb	ppb	ppb	ppb
Avg	-.50497	-.22197	-.86175	-4.5779	-2.4914
Stddev	.68815	2.9566	.03344	4.1245	6.0416
%RSD	136.28	1332.0	3.8801	90.096	242.50
Check ?	Chk Pass	Chk Pass	Chk Pass	Chk Pass	Chk Pass
High Limit					
Low Limit					

Int. Std.	In2306	Y_2243	Y_3600	Y_3710
Units	Cts/S	Cts/S	Cts/S	Cts/S
Avg	6179.8	4614.8	67408.	7294.2
Stddev	2.6	2.3	69.	5.8
%RSD	.04184	.05016	.10192	.07937

PDF created with pdfFactory Pro trial version www.pdffactory.com

Sample Name: 240-67516-a-1-a Acquired: 7/27/2016 0:46:16 Type: Unk
Method: ICP I9 Method 200.7-6010(v136) Mode: CONC Corr. Factor: 1.000000
User: analyst Custom ID1: Custom ID2: Custom ID3:
Comment:

Elem	Ag3280	Al3082	As1890	B_1826	Ba4554	Be3130	Ca3179	Cd2288
IS Ref	(Y_3600)	(Y_3710)	(Y_2243)	(Y_2243)	(Y_3710)	(Y_3710)	(Y_3710)	(Y_2243)
Units	ppb	ppb	ppb	ppb	ppb	ppb	ppb	ppb
Avg	-.18223	201.20	-.21306	81.848	11.209	-.22205	49956.	.1108
Stddev	.13701	14.86	.81275	1.173	.256	.06820	176.	.0937
%RSD	75.183	7.3839	381.47	1.4333	2.2875	30.712	.35240	84.54
Check ?	Chk Pass	Chk Pass	Chk Pass	Chk Pass	Chk Pass	Chk Pass	Chk Pass	Chk Pass
High Limit								
Low Limit								

Elem	Co2286	Cr2677	Cu3273	Fe2599	K_7664	Li6707	Mg2790	Mn2576
IS Ref	(In2306)	(Y_3600)	(Y_3600)	(Y_3710)	(Y_3710)	(Y_3710)	(Y_3710)	(Y_3600)
Units	ppb	ppb	ppb	ppb	ppb	ppb	ppb	ppb
Avg	-.10754	1.0450	7.0793	349.66	2400.7	1.9811	10400.	37.456
Stddev	.23594	.1489	.1064	.80	6.7	1.5767	52.	.354
%RSD	219.40	14.249	1.5025	.22907	.28073	79.588	.49874	.94460
Check ?	Chk Pass	Chk Pass	Chk Pass	Chk Pass	Chk Pass	Chk Pass	Chk Pass	Chk Pass
High Limit								
Low Limit								

Elem	Mo2020	Na5895	Ni2316	Pb2203	Sb2175	Se1960	Sn1899	Ti3372
IS Ref	(Y_2243)	(Y_3710)	(In2306)	(Y_2243)	(Y_2243)	(Y_2243)	(In2306)	(Y_3600)
Units	ppb	ppb	ppb	ppb	ppb	ppb	ppb	ppb
Avg	3.6181	26375.	.73270	1.1260	-.3869	.77868	.42511	4.1031
Stddev	.1218	34.	.15523	.2110	1.521	2.1207	.44774	.2168
%RSD	3.3655	.12793	21.185	18.736	393.1	272.35	105.32	5.2828
Check ?	Chk Pass	Chk Pass	Chk Pass	Chk Pass	Chk Pass	Chk Pass	Chk Pass	Chk Pass
High Limit								
Low Limit								

PDF created with pdfFactory Pro trial version www.pdffactory.com

Sample Name: 240-67516-a-1-a Acquired: 7/27/2016 0:46:16 Type: Unk
Method: ICP I9 Method 200.7-6010(v136) Mode: CONC Corr. Factor: 1.000000
User: analyst Custom ID1: Custom ID2: Custom ID3:
Comment:

Elem	Tl1908	V_2908	Zn2062	Si2516	Sr3464
IS Ref	(In2306)	(Y_3710)	(In2306)	(Y_3710)	(Y_3710)
Units	ppb	ppb	ppb	ppb	ppb
Avg	.54271	-1.0759	2.6637	3083.3	256.20
Stddev	.06044	2.3355	.0955	16.9	1.52
%RSD	11.137	217.07	3.5861	.54716	.59381
Check ?	Chk Pass	Chk Pass	Chk Pass	Chk Pass	Chk Pass
High Limit					
Low Limit					

Int. Std.	In2306	Y_2243	Y_3600	Y_3710
Units	Cts/S	Cts/S	Cts/S	Cts/S
Avg	5879.3	4527.4	65732.	7386.8
Stddev	7.3	7.1	35.	16.7
%RSD	.12390	.15705	.05273	.22549
Check ?	Chk Pass	Chk Pass	Chk Pass	Chk Pass
Value	101.14%	103.24%	105.14%	103.11%
Range				

PDF created with pdfFactory Pro trial version www.pdffactory.com

Sample Name: 240-67516-a-2-a Acquired: 7/27/2016 0:50:26 Type: Unk
Method: ICP I9 Method 200.7-6010(v136) Mode: CONC Corr. Factor: 1.000000
User: analyst Custom ID1: Custom ID2: Custom ID3:
Comment:

Elem	Ag3280	Al3082	As1890	B_1826	Ba4554	Be3130	Ca3179	Cd2288
IS Ref	(Y_3600)	(Y_3710)	(Y_2243)	(Y_2243)	(Y_3710)	(Y_3710)	(Y_3710)	(Y_2243)
Units	ppb	ppb	ppb	ppb	ppb	ppb	ppb	ppb
Avg	-.19549	58.577	.47393	70.741	10.147	-.18143	48248.	.0049
Stddev	.07287	14.752	1.2747	.387	.147	.01874	97.	.0519
%RSD	37.277	25.184	268.96	.54689	1.4489	10.330	.20158	1068.
Check ?	Chk Pass	Chk Pass	Chk Pass	Chk Pass	Chk Pass	Chk Pass	Chk Pass	Chk Pass
High Limit								
Low Limit								

Elem	Co2286	Cr2677	Cu3273	Fe2599	K_7664	Li6707	Mg2790	Mn2576
IS Ref	(In2306)	(Y_3600)	(Y_3600)	(Y_3710)	(Y_3710)	(Y_3710)	(Y_3710)	(Y_3600)
Units	ppb	ppb	ppb	ppb	ppb	ppb	ppb	ppb
Avg	-.08582	.75707	6.0110	88.953	2296.5	.54816	10168.	17.250
Stddev	.15743	.26211	.0831	.254	14.6	1.2983	48.	.053
%RSD	183.43	34.622	1.3826	.28579	.63761	236.84	.47094	.30773
Check ?	Chk Pass	Chk Pass	Chk Pass	Chk Pass	Chk Pass	Chk Pass	Chk Pass	Chk Pass
High Limit								
Low Limit								

Elem	Mo2020	Na5895	Ni2316	Pb2203	Sb2175	Se1960	Sn1899	Ti3372
IS Ref	(Y_2243)	(Y_3710)	(In2306)	(Y_2243)	(Y_2243)	(Y_2243)	(In2306)	(Y_3600)
Units	ppb	ppb	ppb	ppb	ppb	ppb	ppb	ppb
Avg	3.1520	21635.	.20926	.35370	-.9449	-.25107	-.73002	.65637
Stddev	.1691	26.	.27390	1.2073	1.261	1.2465	.34260	.18930
%RSD	5.3636	.11881	130.89	341.33	133.4	496.49	46.930	28.840
Check ?	Chk Pass	Chk Pass	Chk Pass	Chk Pass	Chk Pass	Chk Pass	Chk Pass	Chk Pass
High Limit								
Low Limit								

PDF created with pdfFactory Pro trial version www.pdffactory.com

Sample Name: 240-67516-a-2-a Acquired: 7/27/2016 0:50:26 Type: Unk
Method: ICP I9 Method 200.7-6010(v136) Mode: CONC Corr. Factor: 1.000000
User: analyst Custom ID1: Custom ID2: Custom ID3:
Comment:

Elem	Tl1908	V_2908	Zn2062	Si2516	Sr3464
IS Ref	(In2306)	(Y_3710)	(In2306)	(Y_3710)	(Y_3710)
Units	ppb	ppb	ppb	ppb	ppb
Avg	-.00380	-1.4502	-.55556	2989.5	249.98
Stddev	.11549	.3746	.12004	25.3	4.42
%RSD	3036.1	25.830	21.607	.84726	1.7670
Check ?	Chk Pass	Chk Pass	Chk Pass	Chk Pass	Chk Pass
High Limit					
Low Limit					

Int. Std.	In2306	Y_2243	Y_3600	Y_3710
Units	Cts/S	Cts/S	Cts/S	Cts/S
Avg	5915.1	4541.9	65719.	7400.2
Stddev	10.8	5.2	95.	18.3
%RSD	.18188	.11529	.14407	.24739
Check ?	Chk Pass	Chk Pass	Chk Pass	Chk Pass
Value	101.75%	103.58%	105.12%	103.30%
Range				

PDF created with pdfFactory Pro trial version www.pdffactory.com

Sample Name: 240-67503-h-1-a Acquired: 7/27/2016 0:54:35 Type: Unk
Method: ICP I9 Method 200.7-6010(v136) Mode: CONC Corr. Factor: 1.000000
User: analyst Custom ID1: Custom ID2: Custom ID3:
Comment:

Elem	Ag3280	Al3082	As1890	B_1826	Ba4554	Be3130	Ca3179
IS Ref	(Y_3600)	(Y_3710)	(Y_2243)	(Y_2243)	(Y_3710)	(Y_3710)	(Y_3710)
Units	ppb	ppb	ppb	ppb	ppb	ppb	ppb
Avg	.50887	21.084	3.9675	523.07	14.463	-.12736	31680.
Stddev	.25794	10.660	.8145	5.37	.097	.09702	176.
%RSD	50.688	50.559	20.530	1.0273	.66946	76.179	.55563
Check ?	Chk Pass	Chk Pass	Chk Pass	Chk Pass	Chk Pass	Chk Pass	Chk Pass
High Limit							
Low Limit							

Elem	Cd2288	Co2286	Cr2677	Cu3273	Fe2599	K_7664	Li6707
IS Ref	(Y_2243)	(In2306)	(Y_3600)	(Y_3600)	(Y_3710)	(Y_3710)	(Y_3710)
Units	ppb	ppb	ppb	ppb	ppb	ppb	ppb
Avg	.1351	.14271	6.4795	2.1926	8654.0	44101.	10.974
Stddev	.0612	.24261	.1631	.3529	8.8	212.	1.269
%RSD	45.30	170.00	2.5178	16.093	.10157	.48117	11.562
Check ?	Chk Pass	Chk Pass	Chk Pass	Chk Pass	Chk Pass	Chk Pass	Chk Pass
High Limit							
Low Limit							

Elem	Mg2790	Mn2576	Mo2020	Na5895	Ni2316	Pb2203	Sb2175
IS Ref	(Y_3710)	(Y_3600)	(Y_2243)	(Y_3710)	(In2306)	(Y_2243)	(Y_2243)
Units	ppb	ppb	ppb	ppb	ppb	ppb	ppb
Avg	8695.4	609.10	-2.5516	107470.	3.9871	7.3803	-.0975
Stddev	46.4	.87	.0489	387.	.5211	1.2764	1.249
%RSD	.53396	.14320	1.9155	.36015	13.069	17.294	1282.
Check ?	Chk Pass	Chk Pass	Chk Pass	Chk Pass	Chk Pass	Chk Pass	Chk Pass
High Limit							
Low Limit							

PDF created with pdfFactory Pro trial version www.pdffactory.com

Sample Name: 240-67503-h-1-a Acquired: 7/27/2016 0:54:35 Type: Unk
Method: ICP I9 Method 200.7-6010(v136) Mode: CONC Corr. Factor: 1.000000
User: analyst Custom ID1: Custom ID2: Custom ID3:
Comment:

Elem	Se1960	Sn1899	Ti3372	Tl1908	V_2908	Zn2062	Si2516
IS Ref	(Y_2243)	(In2306)	(Y_3600)	(In2306)	(Y_3710)	(In2306)	(Y_3710)
Units	ppb	ppb	ppb	ppb	ppb	ppb	ppb
Avg	2.2058	.72805	1.5247	1.8597	-1.9122	166.31	655.60
Stddev	.8798	.31527	.3145	1.2534	2.4639	1.97	14.20
%RSD	39.886	43.304	20.627	67.399	128.85	1.1857	2.1662
Check ?	Chk Pass	Chk Pass	Chk Pass	Chk Pass	Chk Pass	Chk Pass	Chk Pass
High Limit							
Low Limit							

Elem	Sr3464
IS Ref	(Y_3710)
Units	ppb
Avg	181.92
Stddev	6.85
%RSD	3.7663
Check ?	Chk Pass
High Limit	
Low Limit	

Int. Std.	In2306	Y_2243	Y_3600	Y_3710
Units	Cts/S	Cts/S	Cts/S	Cts/S
Avg	5657.2	4485.0	64433.	7452.3
Stddev	4.1	4.9	160.	48.4
%RSD	.07264	.10873	.24823	.64897
Check ?	Chk Pass	Chk Pass	Chk Pass	Chk Pass
Value	97.317%	102.28%	103.06%	104.03%
Range				

PDF created with pdfFactory Pro trial version www.pdffactory.com

Sample Name: 240-67533-e-1-a Acquired: 7/27/2016 0:58:41 Type: Unk
Method: ICP I9 Method 200.7-6010(v136) Mode: CONC Corr. Factor: 1.000000
User: analyst Custom ID1: Custom ID2: Custom ID3:
Comment:

Elem	Ag3280	Al3082	As1890	B_1826	Ba4554	Be3130
IS Ref	(Y_3600)	(Y_3710)	(Y_2243)	(Y_2243)	(Y_3710)	(Y_3710)
Units	ppb	ppb	ppb	ppb	ppb	ppb
Avg	-.93113	54.934	9.2658	1712.3	W 19562.	-.09245
Stddev	.07682	16.006	1.7977	33.8	107.	.13140
%RSD	8.2500	29.136	19.402	1.9732	.54499	142.13
Check ?	Chk Pass	Chk Pass	Chk Pass	Chk Pass	Chk Warn	Chk Pass
High Limit					18000.	
Low Limit					-500000.	

Elem	Ca3179	Cd2288	Co2286	Cr2677	Cu3273	Fe2599
IS Ref	(Y_3710)	(Y_2243)	(In2306)	(Y_3600)	(Y_3600)	(Y_3710)
Units	ppb	ppb	ppb	ppb	ppb	ppb
Avg	F 1834200.	-.1411	4.4989	2.9917	15.611	6500.3
Stddev	7632.	.1807	.1113	.1848	1.042	14.6
%RSD	.41606	128.1	2.4748	6.1763	6.6733	.22398
Check ?	Chk Fail	Chk Pass	Chk Pass	Chk Pass	Chk Pass	Chk Pass
High Limit	800000.					
Low Limit	-500000.					

Elem	K_7664	Li6707	Mg2790	Mn2576	Mo2020	Na5895
IS Ref	(Y_3710)	(Y_3710)	(Y_3710)	(Y_3600)	(Y_2243)	(Y_3710)
Units	ppb	ppb	ppb	ppb	ppb	ppb
Avg	86915.	4496.9	124630.	481.34	-1.1041	F 1632800.
Stddev	253.	6.9	332.	.45	.2581	34902.
%RSD	.29117	.15423	.26660	.09379	23.373	2.1375
Check ?	Chk Pass	Chk Pass	Chk Pass	Chk Pass	Chk Pass	Chk Fail
High Limit						500000.
Low Limit						-500000.

PDF created with pdfFactory Pro trial version www.pdffactory.com

Sample Name: 240-67533-e-1-a Acquired: 7/27/2016 0:58:41 Type: Unk
Method: ICP I9 Method 200.7-6010(v136) Mode: CONC Corr. Factor: 1.000000
User: analyst Custom ID1: Custom ID2: Custom ID3:
Comment:

Elem	Ni2316	Pb2203	Sb2175	Se1960	Sn1899	Ti3372
IS Ref	(In2306)	(Y_2243)	(Y_2243)	(Y_2243)	(In2306)	(Y_3600)
Units	ppb	ppb	ppb	ppb	ppb	ppb
Avg	16.947	9.3173	-5.562	.08110	5.4479	-10.113
Stddev	.571	.9375	1.024	2.2518	.5266	.202
%RSD	3.3706	10.062	18.40	2776.5	9.6670	2.0009
Check ?	Chk Pass	Chk Pass	Chk Pass	Chk Pass	Chk Pass	Chk Pass
High Limit						
Low Limit						

Elem	Tl1908	V_2908	Zn2062	Si2516	Sr3464
IS Ref	(In2306)	(Y_3710)	(In2306)	(Y_3710)	(Y_3710)
Units	ppb	ppb	ppb	ppb	ppb
Avg	9.8528	-6.7784	8.1203	853.95	F 220290.
Stddev	.5167	1.2677	.3974	16.64	423.
%RSD	5.2436	18.702	4.8936	1.9486	.19201
Check ?	Chk Pass	Chk Pass	Chk Pass	Chk Pass	Chk Fail
High Limit					50000.
Low Limit					-500000.

Int. Std.	In2306	Y_2243	Y_3600	Y_3710
Units	Cts/S	Cts/S	Cts/S	Cts/S
Avg	3923.3	3479.3	49482.	6611.5
Stddev	17.8	3.1	78.	7.1
%RSD	.45381	.08970	.15825	.10779
Check ?	Chk Pass	Chk Pass	Chk Pass	Chk Pass
Value	67.490%	79.343%	79.149%	92.289%
Range				

PDF created with pdfFactory Pro trial version www.pdffactory.com

Sample Name: 240-67533-e-1-a@10 Acquired: 7/27/2016 1:03:11 Type: Unk
Method: ICP I9 Method 200.7-6010(v136) Mode: CONC Corr. Factor: 1.000000
User: analyst Custom ID1: Custom ID2: Custom ID3:
Comment:

Elem	Ag3280	Al3082	As1890	B_1826	Ba4554	Be3130	Ca3179
IS Ref	(Y_3600)	(Y_3710)	(Y_2243)	(Y_2243)	(Y_3710)	(Y_3710)	(Y_3710)
Units	ppb	ppb	ppb	ppb	ppb	ppb	ppb
Avg	-.58117	17.304	2.6132	153.26	1925.7	-.22665	201840.
Stddev	.51915	19.388	1.9683	.33	5.5	.06666	1882.
%RSD	89.328	112.05	75.322	.21280	.28567	29.412	.93254
Check ?	Chk Pass	Chk Pass	Chk Pass	Chk Pass	Chk Pass	Chk Pass	Chk Pass
High Limit							
Low Limit							

Elem	Cd2288	Co2286	Cr2677	Cu3273	Fe2599	K_7664	Li6707
IS Ref	(Y_2243)	(In2306)	(Y_3600)	(Y_3600)	(Y_3710)	(Y_3710)	(Y_3710)
Units	ppb	ppb	ppb	ppb	ppb	ppb	ppb
Avg	-.0113	.16727	.87558	3.3372	684.11	7801.3	394.87
Stddev	.0479	.31266	.41337	.7779	2.04	34.1	.58
%RSD	423.9	186.93	47.211	23.308	.29864	.43726	.14755
Check ?	Chk Pass	Chk Pass	Chk Pass	Chk Pass	Chk Pass	Chk Pass	Chk Pass
High Limit							
Low Limit							

Elem	Mg2790	Mn2576	Mo2020	Na5895	Ni2316	Pb2203	Sb2175
IS Ref	(Y_3710)	(Y_3600)	(Y_2243)	(Y_3710)	(In2306)	(Y_2243)	(Y_2243)
Units	ppb	ppb	ppb	ppb	ppb	ppb	ppb
Avg	13086.	49.098	-2.8419	248750.	2.1862	1.2918	-1.467
Stddev	87.	.067	.2554	3026.	.5335	.9639	2.128
%RSD	.66201	.13675	8.9856	1.2163	24.402	74.615	145.0
Check ?	Chk Pass	Chk Pass	Chk Pass	Chk Pass	Chk Pass	Chk Pass	Chk Pass
High Limit							
Low Limit							

PDF created with pdfFactory Pro trial version www.pdffactory.com

Sample Name: 240-67533-e-1-a@10 Acquired: 7/27/2016 1:03:11 Type: Unk
Method: ICP I9 Method 200.7-6010(v136) Mode: CONC Corr. Factor: 1.000000
User: analyst Custom ID1: Custom ID2: Custom ID3:
Comment:

Elem	Se1960	Sn1899	Ti3372	Tl1908	V_2908	Zn2062	Si2516
IS Ref	(Y_2243)	(In2306)	(Y_3600)	(In2306)	(Y_3710)	(In2306)	(Y_3710)
Units	ppb	ppb	ppb	ppb	ppb	ppb	ppb
Avg	-.05658	-.30838	-2.6867	1.6289	-.56012	-.20271	76.541
Stddev	2.2016	.47586	.0662	1.4845	1.4975	.11595	3.327
%RSD	3890.9	154.31	2.4626	91.138	267.36	57.198	4.3462
Check ?	Chk Pass	Chk Pass	Chk Pass	Chk Pass	Chk Pass	Chk Pass	Chk Pass
High Limit							
Low Limit							

Elem	Sr3464
IS Ref	(Y_3710)
Units	ppb
Avg	22966.
Stddev	128.
%RSD	.55893
Check ?	Chk Pass
High Limit	
Low Limit	

Int. Std.	In2306	Y_2243	Y_3600	Y_3710
Units	Cts/S	Cts/S	Cts/S	Cts/S
Avg	5215.7	4267.9	60653.	7165.2
Stddev	8.3	8.6	116.	41.7
%RSD	.15915	.20107	.19126	.58141
Check ?	Chk Pass	Chk Pass	Chk Pass	Chk Pass
Value	89.723%	97.327%	97.017%	100.02%
Range				

PDF created with pdfFactory Pro trial version www.pdffactory.com

Sample Name: 240-67533-e-2-a Acquired: 7/27/2016 1:07:30 Type: Unk
Method: ICP I9 Method 200.7-6010(v136) Mode: CONC Corr. Factor: 1.000000
User: analyst Custom ID1: Custom ID2: Custom ID3:
Comment:

Elem	Ag3280	Al3082	As1890	B_1826	Ba4554	Be3130
IS Ref	(Y_3600)	(Y_3710)	(Y_2243)	(Y_2243)	(Y_3710)	(Y_3710)
Units	ppb	ppb	ppb	ppb	ppb	ppb
Avg	-.70427	2.6697	5.8730	753.92	14921.	-.17116
Stddev	.41117	10.241	2.6384	18.82	160.	.03449
%RSD	58.383	383.60	44.924	2.4958	1.0749	20.149
Check ?	Chk Pass	Chk Pass	Chk Pass	Chk Pass	Chk Pass	Chk Pass
High Limit						
Low Limit						

Elem	Ca3179	Cd2288	Co2286	Cr2677	Cu3273	Fe2599
IS Ref	(Y_3710)	(Y_2243)	(In2306)	(Y_3600)	(Y_3600)	(Y_3710)
Units	ppb	ppb	ppb	ppb	ppb	ppb
Avg	F 1207500.	-.0544	3.1731	1.5178	8.0882	70.011
Stddev	8024.	.2335	.1783	.3134	.5637	2.595
%RSD	.66449	429.0	5.6192	20.647	6.9701	3.7072
Check ?	Chk Fail	Chk Pass	Chk Pass	Chk Pass	Chk Pass	Chk Pass
High Limit	800000.					
Low Limit	-500000.					

Elem	K_7664	Li6707	Mg2790	Mn2576	Mo2020	Na5895
IS Ref	(Y_3710)	(Y_3710)	(Y_3710)	(Y_3600)	(Y_2243)	(Y_3710)
Units	ppb	ppb	ppb	ppb	ppb	ppb
Avg	57353.	3189.6	112910.	145.08	2.7050	F 1600100.
Stddev	142.	9.2	435.	.53	.1684	38176.
%RSD	.24742	.28920	.38510	.36739	6.2243	2.3859
Check ?	Chk Pass	Chk Pass	Chk Pass	Chk Pass	Chk Pass	Chk Fail
High Limit						500000.
Low Limit						-500000.

PDF created with pdfFactory Pro trial version www.pdffactory.com

Sample Name: 240-67533-e-2-a Acquired: 7/27/2016 1:07:30 Type: Unk
Method: ICP I9 Method 200.7-6010(v136) Mode: CONC Corr. Factor: 1.000000
User: analyst Custom ID1: Custom ID2: Custom ID3:
Comment:

Elem	Ni2316	Pb2203	Sb2175	Se1960	Sn1899	Ti3372
IS Ref	(In2306)	(Y_2243)	(Y_2243)	(Y_2243)	(In2306)	(Y_3600)
Units	ppb	ppb	ppb	ppb	ppb	ppb
Avg	8.2423	6.0677	-1.761	-1.5692	.05716	-8.6613
Stddev	.7323	2.6264	1.974	2.1735	.89539	.3651
%RSD	8.8852	43.285	112.0	138.51	1566.4	4.2154
Check ?	Chk Pass	Chk Pass	Chk Pass	Chk Pass	Chk Pass	Chk Pass
High Limit						
Low Limit						

Elem	Tl1908	V_2908	Zn2062	Si2516	Sr3464
IS Ref	(In2306)	(Y_3710)	(In2306)	(Y_3710)	(Y_3710)
Units	ppb	ppb	ppb	ppb	ppb
Avg	6.6188	-4.1159	.02836	181.15	F 197460.
Stddev	.4932	2.1786	.22587	1.01	572.
%RSD	7.4519	52.931	796.38	.55829	.28954
Check ?	Chk Pass	Chk Pass	Chk Pass	Chk Pass	Chk Fail
High Limit					50000.
Low Limit					-500000.

Int. Std.	In2306	Y_2243	Y_3600	Y_3710
Units	Cts/S	Cts/S	Cts/S	Cts/S
Avg	4037.2	3579.2	50811.	6839.8
Stddev	3.4	4.4	82.	33.2
%RSD	.08545	.12337	.16208	.48467
Check ?	Chk Pass	Chk Pass	Chk Pass	Chk Pass
Value	69.450%	81.623%	81.275%	95.475%
Range				

PDF created with pdfFactory Pro trial version www.pdffactory.com

Sample Name: 240-67533-e-2-a@10 Acquired: 7/27/2016 1:12:03 Type: Unk
Method: ICP I9 Method 200.7-6010(v136) Mode: CONC Corr. Factor: 1.000000
User: analyst Custom ID1: Custom ID2: Custom ID3:
Comment:

Elem	Ag3280	Al3082	As1890	B_1826	Ba4554	Be3130	Ca3179
IS Ref	(Y_3600)	(Y_3710)	(Y_2243)	(Y_2243)	(Y_3710)	(Y_3710)	(Y_3710)
Units	ppb	ppb	ppb	ppb	ppb	ppb	ppb
Avg	.15484	-2.7095	1.6274	63.229	1463.5	-.25797	130300.
Stddev	.31141	15.353	2.1340	1.122	2.0	.06910	344.
%RSD	201.12	566.65	131.13	1.7747	.13978	26.787	.26404
Check ?	Chk Pass	Chk Pass	Chk Pass	Chk Pass	Chk Pass	Chk Pass	Chk Pass
High Limit							
Low Limit							

Elem	Cd2288	Co2286	Cr2677	Cu3273	Fe2599	K_7664	Li6707
IS Ref	(Y_2243)	(In2306)	(Y_3600)	(Y_3600)	(Y_3710)	(Y_3710)	(Y_3710)
Units	ppb	ppb	ppb	ppb	ppb	ppb	ppb
Avg	-.1986	-.19005	.66302	2.2947	6.9220	5143.5	282.43
Stddev	.1785	.14536	.25188	.7501	1.1544	35.9	.76
%RSD	89.84	76.487	37.989	32.690	16.677	.69890	.26820
Check ?	Chk Pass	Chk Pass	Chk Pass	Chk Pass	Chk Pass	Chk Pass	Chk Pass
High Limit							
Low Limit							

Elem	Mg2790	Mn2576	Mo2020	Na5895	Ni2316	Pb2203	Sb2175
IS Ref	(Y_3710)	(Y_3600)	(Y_2243)	(Y_3710)	(In2306)	(Y_2243)	(Y_2243)
Units	ppb	ppb	ppb	ppb	ppb	ppb	ppb
Avg	11907.	14.697	-2.4630	275290.	1.5163	.89002	.3568
Stddev	37.	.087	.1703	954.	.5531	.73692	1.335
%RSD	.31262	.59460	6.9146	.34667	36.477	82.798	374.1
Check ?	Chk Pass	Chk Pass	Chk Pass	Chk Pass	Chk Pass	Chk Pass	Chk Pass
High Limit							
Low Limit							

PDF created with pdfFactory Pro trial version www.pdffactory.com

Sample Name: 240-67533-e-2-a@10 Acquired: 7/27/2016 1:12:03 Type: Unk
Method: ICP I9 Method 200.7-6010(v136) Mode: CONC Corr. Factor: 1.000000
User: analyst Custom ID1: Custom ID2: Custom ID3:
Comment:

Elem	Se1960	Sn1899	Ti3372	Tl1908	V_2908	Zn2062	Si2516
IS Ref	(Y_2243)	(In2306)	(Y_3600)	(In2306)	(Y_3710)	(In2306)	(Y_3710)
Units	ppb	ppb	ppb	ppb	ppb	ppb	ppb
Avg	-1.0041	-.77359	-2.1894	1.1744	-.97995	-1.1429	10.831
Stddev	2.3150	.89482	.2434	.5233	3.9886	.0506	2.426
%RSD	230.55	115.67	11.116	44.561	407.02	4.4298	22.398
Check ?	Chk Pass	Chk Pass	Chk Pass	Chk Pass	Chk Pass	Chk Pass	Chk Pass
High Limit							
Low Limit							

Elem	Sr3464
IS Ref	(Y_3710)
Units	ppb
Avg	20486.
Stddev	8.
%RSD	.03848
Check ?	Chk Pass
High Limit	
Low Limit	

Int. Std.	In2306	Y_2243	Y_3600	Y_3710
Units	Cts/S	Cts/S	Cts/S	Cts/S
Avg	5250.5	4296.5	60960.	7240.7
Stddev	16.5	12.6	39.	21.7
%RSD	.31403	.29409	.06417	.29969
Check ?	Chk Pass	Chk Pass	Chk Pass	Chk Pass
Value	90.321%	97.979%	97.508%	101.07%
Range				

PDF created with pdfFactory Pro trial version www.pdffactory.com

Sample Name: CCV-2609127 Acquired: 7/27/2016 1:16:21 Type: QC
Method: ICP I9 Method 200.7-6010(v136) Mode: CONC Corr. Factor: 1.000000
User: analyst Custom ID1: Custom ID2: Custom ID3:
Comment:

Elem	Ag3280	Al3082	As1890	B_1826	Ba4554	Be3130	Ca3179	Cd2288
IS Ref	(Y_3600)	(Y_3710)	(Y_2243)	(Y_2243)	(Y_3710)	(Y_3710)	(Y_3710)	(Y_2243)
Units	ppb	ppb	ppb	ppb	ppb	ppb	ppb	ppb
Avg	1048.9	23226.	493.82	5318.2	2029.1	2096.2	51174.	514.6
Stddev	2.9	102.	5.36	26.0	2.1	3.2	208.	3.8
%RSD	.27880	.43762	1.0859	.48833	.10560	.15194	.40647	.7328
Check ?	Chk Pass	Chk Pass	Chk Pass	Chk Pass	Chk Pass	Chk Pass	Chk Pass	Chk Pass
Value								
Range								

Elem	Co2286	Cr2677	Cu3273	Fe2599	K_7664	Li6707	Mg2790	Mn2576
IS Ref	(In2306)	(Y_3600)	(Y_3600)	(Y_3710)	(Y_3710)	(Y_3710)	(Y_3710)	(Y_3600)
Units	ppb	ppb	ppb	ppb	ppb	ppb	ppb	ppb
Avg	1956.7	1875.0	2006.2	23341.	50425.	4879.2	46681.	1807.2
Stddev	13.2	4.5	4.2	23.	138.	11.6	269.	3.1
%RSD	.67515	.24221	.20862	.09653	.27450	.23779	.57730	.17271
Check ?	Chk Pass	Chk Pass	Chk Pass	Chk Pass	Chk Pass	Chk Pass	Chk Pass	Chk Pass
Value								
Range								

Elem	Mo2020	Na5895	Ni2316	Pb2203	Sb2175	Se1960	Sn1899	Ti3372
IS Ref	(Y_2243)	(Y_3710)	(In2306)	(Y_2243)	(Y_2243)	(Y_2243)	(In2306)	(Y_3600)
Units	ppb	ppb	ppb	ppb	ppb	ppb	ppb	ppb
Avg	1928.7	52034.	1984.0	470.40	522.3	508.51	5016.1	5005.8
Stddev	15.0	84.	13.7	4.75	4.0	5.40	38.3	22.6
%RSD	.77939	.16136	.69237	1.0091	.7620	1.0628	.76399	.45194
Check ?	Chk Pass	Chk Pass	Chk Pass	Chk Pass	Chk Pass	Chk Pass	Chk Pass	Chk Pass
Value								
Range								

PDF created with pdfFactory Pro trial version www.pdffactory.com

Sample Name: CCV-2609127 Acquired: 7/27/2016 1:16:21 Type: QC
Method: ICP I9 Method 200.7-6010(v136) Mode: CONC Corr. Factor: 1.000000
User: analyst Custom ID1: Custom ID2: Custom ID3:
Comment:

Elem	Tl1908	V_2908	Zn2062	Si2516	Sr3464
IS Ref	(In2306)	(Y_3710)	(In2306)	(Y_3710)	(Y_3710)
Units	ppb	ppb	ppb	ppb	ppb
Avg	967.07	1918.6	2009.4	4583.1	5060.9
Stddev	5.60	12.0	10.4	7.9	8.9
%RSD	.57876	.62759	.51722	.17339	.17509
Check ?	Chk Pass	Chk Pass	Chk Pass	Chk Pass	Chk Pass
Value					
Range					

Int. Std.	In2306	Y_2243	Y_3600	Y_3710
Units	Cts/S	Cts/S	Cts/S	Cts/S
Avg	5436.4	4409.0	63314.	7300.5
Stddev	8.3	7.8	35.	35.1
%RSD	.15212	.17733	.05520	.48023

PDF created with pdfFactory Pro trial version www.pdffactory.com

Sample Name: CCB Acquired: 7/27/2016 1:20:16 Type: QC
Method: ICP I9 Method 200.7-6010(v136) Mode: CONC Corr. Factor: 1.000000
User: analyst Custom ID1: Custom ID2: Custom ID3:
Comment:

Elem	Ag3280	Al3082	As1890	B_1826	Ba4554	Be3130	Ca3179	Cd2288
IS Ref	(Y_3600)	(Y_3710)	(Y_2243)	(Y_2243)	(Y_3710)	(Y_3710)	(Y_3710)	(Y_2243)
Units	ppb	ppb	ppb	ppb	ppb	ppb	ppb	ppb
Avg	-.34255	3.2202	.64482	-3.7213	.18245	-.09072	11.242	.0528
Stddev	.19885	13.401	.59709	.4715	.09835	.09285	3.794	.0943
%RSD	58.050	416.14	92.598	12.671	53.905	102.35	33.752	178.7
Check ?	Chk Pass	Chk Pass	Chk Pass	Chk Pass	Chk Pass	Chk Pass	Chk Pass	Chk Pass
High Limit								
Low Limit								

Elem	Co2286	Cr2677	Cu3273	Fe2599	K_7664	Li6707	Mg2790	Mn2576
IS Ref	(In2306)	(Y_3600)	(Y_3600)	(Y_3710)	(Y_3710)	(Y_3710)	(Y_3710)	(Y_3600)
Units	ppb	ppb	ppb	ppb	ppb	ppb	ppb	ppb
Avg	-.21550	.14195	2.1081	2.6576	94.033	.10599	.13576	-.15507
Stddev	.18064	.15170	.3754	1.7154	38.762	.66239	8.9845	.01061
%RSD	83.821	106.86	17.807	64.546	41.222	624.92	6617.8	6.8435
Check ?	Chk Pass	Chk Pass	Chk Pass	Chk Pass	Chk Pass	Chk Pass	Chk Pass	Chk Pass
High Limit								
Low Limit								

Elem	Mo2020	Na5895	Ni2316	Pb2203	Sb2175	Se1960	Sn1899	Ti3372
IS Ref	(Y_2243)	(Y_3710)	(In2306)	(Y_2243)	(Y_2243)	(Y_2243)	(In2306)	(Y_3600)
Units	ppb	ppb	ppb	ppb	ppb	ppb	ppb	ppb
Avg	.43950	291.43	.05769	-.19403	.1518	2.3150	-.25009	.78945
Stddev	.09582	8.75	.16533	1.3776	1.164	1.8884	.25104	.02399
%RSD	21.803	3.0020	286.59	709.99	766.9	81.572	100.38	3.0389
Check ?	Chk Pass	Chk Pass	Chk Pass	Chk Pass	Chk Pass	Chk Pass	Chk Pass	Chk Pass
High Limit								
Low Limit								

PDF created with pdfFactory Pro trial version www.pdffactory.com

Sample Name: CCB Acquired: 7/27/2016 1:20:16 Type: QC
Method: ICP I9 Method 200.7-6010(v136) Mode: CONC Corr. Factor: 1.000000
User: analyst Custom ID1: Custom ID2: Custom ID3:
Comment:

Elem	Tl1908	V_2908	Zn2062	Si2516	Sr3464
IS Ref	(In2306)	(Y_3710)	(In2306)	(Y_3710)	(Y_3710)
Units	ppb	ppb	ppb	ppb	ppb
Avg	.13750	.56123	-.79919	-7.4135	4.6980
Stddev	.32785	1.9365	.00715	4.5721	3.0499
%RSD	238.44	345.04	.89424	61.673	64.919
Check ?	Chk Pass	Chk Pass	Chk Pass	Chk Pass	Chk Pass
High Limit					
Low Limit					

Int. Std.	In2306	Y_2243	Y_3600	Y_3710
Units	Cts/S	Cts/S	Cts/S	Cts/S
Avg	6138.7	4597.0	66713.	7290.3
Stddev	4.8	3.9	50.	21.0
%RSD	.07844	.08591	.07535	.28843

PDF created with pdfFactory Pro trial version www.pdffactory.com

MT6500BLKH20 00216

Test America Canton ICP Data Review Checklist

Analysis Date: 7-26-16 **Analyst:** RKT **Instrument:** I 9

Review Items

A. Calibration/Instrument Run QC
1. Instrument calibrated per method.
2. ICV/CCV analyzed at appropriate frequency and within acceptance criteria. (*ICV (2nd source)*:200.7=95 – 105%, 6010B 90-110%) *(CCV: 90 – 110%)*
3. ICB/CCB analyzed at appropriate frequency and within acceptance criteria.
4. CRI analyzed at SOP or project-specific frequency and within acceptance criteria. (project specific limits may vary)
5. ICSA/ICSAB analyzed at required frequency and within acceptance criteria.
B. Sample Results
1. Samples with concentrations > the linear range for any parameter diluted and reanalyzed.
2. Internal standard(s) within acceptance criteria.
3. Sample analyses done within holding time.
C. Preparation/Matrix QC
1. LCS performed per prep batch and within acceptance criteria.
2. Method blank performed per prep batch and within acceptance criteria.
3. MS performed at required frequency and evaluated.
4. MSD or DU performed at required frequency and evaluated.
5. Serial dilution performed per prep batch.
6. Post digest spike performed at required frequency and evaluated.
D. Other
1. Are all nonconformances documented appropriately in lims system.
2. Calculations checked for error.
3. All client/project specific requirements met.
4. Date/time of analysis verified as correct.

Level I Analyst: Roger K. Toth **Date:** 7-26-16 **Time:** 09:07 → 13:10

Level I Analyst: Karen L Lowe **Date:** 7-26-16 **Time:** 9:07 - 1:20

Level I Analyst: _____ **Date:** _____ **Time:** _____

Level II Reviewer: Karen L Lowe **Date:** 7-26-16 **Time:** 9:07 - 13:10

Level II Reviewer: [signature] **Date:** 7/27/16 **Time:** 9:07 - 1:20

Level II Reviewer: _____ **Date:** _____ **Time:** _____

Comments: _____

Sample Name: Blank Acquired: 7/27/2016 8:41:28 Type: Cal
Method: ICP I9 Method 200.7-6010(v138) Mode: IR Corr. Factor: 1.000000
User: analyst Custom ID1: Custom ID2: Custom ID3:
Comment:

Elem	Ag3280	Al3082	As1890	B_1826	Ba4554	Be3130	Ca3179
IS Ref	(Y_3600)	(Y_3710)	(Y_2243)	(Y_2243)	(Y_3710)	(Y_3710)	(Y_3710)
Units	Cts/S	Cts/S	Cts/S	Cts/S	Cts/S	Cts/S	Cts/S
Avg	-.00047	.00193	.00079	.00042	.00803	.00142	.00747
Stddev	.00003	.00020	.00025	.00013	.00076	.00031	.00024
%RSD	6.1394	10.310	31.612	30.004	9.4344	21.875	3.2486

Elem	Cd2288	Co2286	Cr2677	Cu3273	Fe2599	K_7664	Li6707
IS Ref	(Y_2243)	(In2306)	(Y_3600)	(Y_3600)	(Y_3710)	(Y_3710)	(Y_3710)
Units	Cts/S	Cts/S	Cts/S	Cts/S	Cts/S	Cts/S	Cts/S
Avg	.0005	.00082	-.00009	-.00195	.00019	.00419	.00694
Stddev	.0003	.00021	.00003	.00013	.00023	.00045	.00022
%RSD	73.36	24.976	35.845	6.8068	118.45	10.664	3.1818

Elem	Mg2790	Mn2576	Mo2020	Na5895	Ni2316	Pb2203	Sb2175
IS Ref	(Y_3710)	(Y_3600)	(Y_2243)	(Y_3710)	(In2306)	(Y_2243)	(Y_2243)
Units	Cts/S	Cts/S	Cts/S	Cts/S	Cts/S	Cts/S	Cts/S
Avg	-.00030	.00043	.00054	.00435	.00130	.00049	.0001
Stddev	.00018	.00003	.00024	.00128	.00020	.00016	.0003
%RSD	60.001	6.1415	45.230	29.496	15.392	33.608	201.5

Elem	Se1960	Sn1899	Ti3372	Tl1908	V_2908	Zn2062	Si2516
IS Ref	(Y_2243)	(In2306)	(Y_3600)	(In2306)	(Y_3710)	(In2306)	(Y_3710)
Units	Cts/S	Cts/S	Cts/S	Cts/S	Cts/S	Cts/S	Cts/S
Avg	-.00016	.00038	.00055	.00090	.00115	.00135	.00091
Stddev	.00023	.00018	.00005	.00006	.00027	.00012	.00029
%RSD	141.57	46.764	9.3768	6.8669	23.727	8.8032	31.428

Elem	Sr3464
IS Ref	(Y_3710)
Units	Cts/S
Avg	-.00297
Stddev	.00066
%RSD	22.145

Int. Std.	In2306	Y_2243	Y_3600	Y_3710
Units	Cts/S	Cts/S	Cts/S	Cts/S
Avg	5843.1	4346.2	62861.	8627.0
Stddev	13.7	6.6	94.	48.9
%RSD	.23476	.15167	.14904	.56723

PDF created with pdfFactory Pro trial version www.pdffactory.com

Sample Name: SCAL1-2484742 Acquired: 7/27/2016 8:45:59 Type: Cal
Method: ICP I9 Method 200.7-6010(v138) Mode: IR Corr. Factor: 1.000000
User: analyst Custom ID1: Custom ID2: Custom ID3:
Comment:

Elem	Ag3280	As1890	B_1826	Ba4554	Be3130	Cd2288	Co2286	Cr2677
IS Ref	(Y_3600)	(Y_2243)	(Y_2243)	(Y_3710)	(Y_3710)	(Y_2243)	(In2306)	(Y_3600)
Units	Cts/S	Cts/S	Cts/S	Cts/S	Cts/S	Cts/S	Cts/S	Cts/S
Avg	.59823	.09692	3.8830	22.222	19.867	2.351	3.5468	.93366
Stddev	.00049	.00059	.0200	.019	.072	.017	.0340	.00067
%RSD	.08216	.61294	.51595	.08344	.36016	.7320	.95981	.07218

Elem	Cu3273	Li6707	Mn2576	Mo2020	Ni2316	Pb2203	Sb2175	Se1960
IS Ref	(Y_3600)	(Y_3710)	(Y_3600)	(Y_2243)	(In2306)	(Y_2243)	(Y_2243)	(Y_2243)
Units	Cts/S	Cts/S	Cts/S	Cts/S	Cts/S	Cts/S	Cts/S	Cts/S
Avg	.69969	10.756	5.7715	3.8684	1.9668	.31423	.1570	.09658
Stddev	.00058	.032	.0225	.0383	.0188	.00221	.0009	.00078
%RSD	.08293	.30040	.38947	.99046	.95624	.70364	.5435	.80879

Elem	Sn1899	Ti3372	Tl1908	V_2908	Zn2062	Sr3464
IS Ref	(In2306)	(Y_3600)	(In2306)	(Y_3710)	(In2306)	(Y_3710)
Units	Cts/S	Cts/S	Cts/S	Cts/S	Cts/S	Cts/S
Avg	2.5528	6.8622	.27713	.55649	4.0385	1.4739
Stddev	.0246	.0365	.00275	.00332	.0383	.0085
%RSD	.96523	.53248	.99080	.59601	.94901	.57489

Int. Std.	In2306	Y_2243	Y_3600	Y_3710
Units	Cts/S	Cts/S	Cts/S	Cts/S
Avg	5533.2	4304.2	61557.	8620.1
Stddev	9.2	3.3	19.	49.8
%RSD	.16561	.07596	.03107	.57819

PDF created with pdfFactory Pro trial version www.pdffactory.com

Sample Name: SCAL2-2484716 Acquired: 7/27/2016 8:50:18 Type: Cal
Method: ICP I9 Method 200.7-6010(v138) Mode: IR Corr. Factor: 1.000000
User: analyst Custom ID1: Custom ID2: Custom ID3:
Comment:

Elem	Al3082	Ca3179	Fe2599	K_7664	Mg2790	Na5895	Si2516
IS Ref	(Y_3710)	(Y_3710)	(Y_3710)	(Y_3710)	(Y_3710)	(Y_3710)	(Y_3710)
Units	Cts/S	Cts/S	Cts/S	Cts/S	Cts/S	Cts/S	Cts/S
Avg	.99138	13.258	7.1390	4.2756	1.4932	17.943	.41370
Stddev	.00341	.036	.0109	.0107	.0038	.034	.00032
%RSD	.34421	.26895	.15242	.24919	.25238	.18936	.07679

Int. Std.	Y_3710
Units	Cts/S
Avg	8442.8
Stddev	14.8
%RSD	.17583

PDF created with pdfFactory Pro trial version www.pdffactory.com

Sample Name: ICV-2586270 Acquired: 7/27/2016 8:54:31 Type: QC
Method: ICP I9 Method 200.7-6010(v138) Mode: CONC Corr. Factor: 1.000000
User: analyst Custom ID1: Custom ID2: Custom ID3:
Comment:

Elem	Ag3280	Al3082	As1890	B_1826	Ba4554	Be3130	Ca3179	Cd2288
IS Ref	(Y_3600)	(Y_3710)	(Y_2243)	(Y_2243)	(Y_3710)	(Y_3710)	(Y_3710)	(Y_2243)
Units	ppb	ppb	ppb	ppb	ppb	ppb	ppb	ppb
Avg	751.16	12462.	381.44	1539.5	1469.2	1491.0	25316.	379.9
Stddev	2.23	12.	4.11	4.5	3.8	1.2	25.	1.0
%RSD	.29624	.09870	1.0775	.29170	.26145	.07993	.09721	.2526
Check ?	Chk Pass	Chk Pass	Chk Pass	Chk Pass	Chk Pass	Chk Pass	Chk Pass	Chk Pass
Value								
Range								

Elem	Co2286	Cr2677	Cu3273	Fe2599	K_7664	Li6707	Mg2790	Mn2576
IS Ref	(In2306)	(Y_3600)	(Y_3600)	(Y_3710)	(Y_3710)	(Y_3710)	(Y_3710)	(Y_3600)
Units	ppb	ppb	ppb	ppb	ppb	ppb	ppb	ppb
Avg	1456.7	1446.7	1458.9	12684.	24580.	1014.4	24919.	1478.9
Stddev	4.2	4.5	4.4	18.	44.	1.8	56.	1.3
%RSD	.29128	.31092	.29826	.13979	.18096	.18162	.22484	.08877
Check ?	Chk Pass	Chk Pass	Chk Pass	Chk Pass	Chk Pass	Chk Pass	Chk Pass	Chk Pass
Value								
Range								

Elem	Mo2020	Na5895	Ni2316	Pb2203	Sb2175	Se1960	Sn1899	Ti3372
IS Ref	(Y_2243)	(Y_3710)	(In2306)	(Y_2243)	(Y_2243)	(Y_2243)	(In2306)	(Y_3600)
Units	ppb	ppb	ppb	ppb	ppb	ppb	ppb	ppb
Avg	1480.9	24992.	1495.2	372.29	377.8	385.22	1521.7	1504.9
Stddev	6.5	34.	3.7	.88	.5	2.50	5.1	.5
%RSD	.43692	.13525	.24996	.23625	.1222	.64834	.33624	.03078
Check ?	Chk Pass	Chk Pass	Chk Pass	Chk Pass	Chk Pass	Chk Pass	Chk Pass	Chk Pass
Value								
Range								

PDF created with pdfFactory Pro trial version www.pdffactory.com

Sample Name: ICV-2586270 Acquired: 7/27/2016 8:54:31 Type: QC
Method: ICP I9 Method 200.7-6010(v138) Mode: CONC Corr. Factor: 1.000000
User: analyst Custom ID1: Custom ID2: Custom ID3:
Comment:

Elem	Tl1908	V_2908	Zn2062	Si2516	Sr3464
IS Ref	(In2306)	(Y_3710)	(In2306)	(Y_3710)	(Y_3710)
Units	ppb	ppb	ppb	ppb	ppb
Avg	748.08	1527.1	1525.3	3015.0	4521.8
Stddev	3.24	2.0	3.7	21.3	7.3
%RSD	.43285	.12982	.24564	.70524	.16069
Check ?	Chk Pass	Chk Pass	Chk Pass	Chk Pass	Chk Pass
Value					
Range					

Int. Std.	In2306	Y_2243	Y_3600	Y_3710
Units	Cts/S	Cts/S	Cts/S	Cts/S
Avg	5484.0	4328.7	61560.	8605.8
Stddev	3.0	6.8	52.	6.4
%RSD	.05465	.15700	.08511	.07470

PDF created with pdfFactory Pro trial version www.pdffactory.com

Sample Name: ICB Acquired: 7/27/2016 8:58:18 Type: QC
Method: ICP I9 Method 200.7-6010(v138) Mode: CONC Corr. Factor: 1.000000
User: analyst Custom ID1: Custom ID2: Custom ID3:
Comment:

Elem	Ag3280	Al3082	As1890	B_1826	Ba4554	Be3130	Ca3179	Cd2288
IS Ref	(Y_3600)	(Y_3710)	(Y_2243)	(Y_2243)	(Y_3710)	(Y_3710)	(Y_3710)	(Y_2243)
Units	ppb	ppb	ppb	ppb	ppb	ppb	ppb	ppb
Avg	-.08342	-12.603	-.44029	6.3982	.15674	.08675	5.5677	.1461
Stddev	.52211	12.262	.17067	.6086	.37032	.12549	1.5562	.0361
%RSD	625.91	97.293	38.763	9.5119	236.26	144.66	27.950	24.67
Check ?	Chk Pass	Chk Pass	Chk Pass	Chk Pass	Chk Pass	Chk Pass	Chk Pass	Chk Pass
High Limit								
Low Limit								

Elem	Co2286	Cr2677	Cu3273	Fe2599	K_7664	Li6707	Mg2790	Mn2576
IS Ref	(In2306)	(Y_3600)	(Y_3600)	(Y_3710)	(Y_3710)	(Y_3710)	(Y_3710)	(Y_3600)
Units	ppb	ppb	ppb	ppb	ppb	ppb	ppb	ppb
Avg	.03854	-.33332	.47872	.59212	43.807	.24368	18.615	.09286
Stddev	.15988	.27040	.28696	.58344	9.069	1.7126	15.733	.01472
%RSD	414.83	81.124	59.942	98.534	20.701	702.80	84.516	15.856
Check ?	Chk Pass	Chk Pass	Chk Pass	Chk Pass	Chk Pass	Chk Pass	Chk Pass	Chk Pass
High Limit								
Low Limit								

Elem	Mo2020	Na5895	Ni2316	Pb2203	Sb2175	Se1960	Sn1899	Ti3372
IS Ref	(Y_2243)	(Y_3710)	(In2306)	(Y_2243)	(Y_2243)	(Y_2243)	(In2306)	(Y_3600)
Units	ppb	ppb	ppb	ppb	ppb	ppb	ppb	ppb
Avg	3.7729	18.784	.17273	.14773	.0166	.41760	.11328	.46214
Stddev	.2102	4.779	.49577	.57347	.9255	1.2025	.18059	.13105
%RSD	5.5711	25.444	287.02	388.18	5567.	287.96	159.41	28.357
Check ?	Chk Pass	Chk Pass	Chk Pass	Chk Pass	Chk Pass	Chk Pass	Chk Pass	Chk Pass
High Limit								
Low Limit								

PDF created with pdfFactory Pro trial version www.pdffactory.com

Sample Name: ICB Acquired: 7/27/2016 8:58:18 Type: QC
Method: ICP I9 Method 200.7-6010(v138) Mode: CONC Corr. Factor: 1.000000
User: analyst Custom ID1: Custom ID2: Custom ID3:
Comment:

Elem	Tl1908	V_2908	Zn2062	Si2516	Sr3464
IS Ref	(In2306)	(Y_3710)	(In2306)	(Y_3710)	(Y_3710)
Units	ppb	ppb	ppb	ppb	ppb
Avg	.20174	-2.0575	-.02025	-18.127	1.6535
Stddev	.70896	1.3840	.02201	2.909	3.8920
%RSD	351.42	67.265	108.70	16.046	235.38
Check ?	Chk Pass	Chk Pass	Chk Pass	Chk Pass	Chk Pass
High Limit					
Low Limit					

Int. Std.	In2306	Y_2243	Y_3600	Y_3710
Units	Cts/S	Cts/S	Cts/S	Cts/S
Avg	5930.7	4413.9	63553.	8622.0
Stddev	2.6	3.3	94.	12.8
%RSD	.04407	.07545	.14786	.14796

PDF created with pdfFactory Pro trial version www.pdffactory.com

Sample Name: CRI-2454432 Acquired: 7/27/2016 9:02:30 Type: QC
Method: ICP I9 Method 200.7-6010(v138) Mode: CONC Corr. Factor: 1.000000
User: analyst Custom ID1: Custom ID2: Custom ID3:
Comment:

Elem	Ag3280	Al3082	As1890	B_1826	Ba4554	Be3130	Ca3179	Cd2288
IS Ref	(Y_3600)	(Y_3710)	(Y_2243)	(Y_2243)	(Y_3710)	(Y_3710)	(Y_3710)	(Y_2243)
Units	ppb	ppb	ppb	ppb	ppb	ppb	ppb	ppb
Avg	4.4096	194.19	14.994	211.54	10.335	5.1894	5072.2	5.100
Stddev	.3483	4.47	1.516	.72	.306	.1045	28.6	.134
%RSD	7.8993	2.3042	10.109	.34166	2.9648	2.0136	.56423	2.629
Check ?	Chk Pass	Chk Pass	Chk Pass	Chk Pass	Chk Pass	Chk Pass	Chk Pass	Chk Pass
Value								
Range								

Elem	Co2286	Cr2677	Cu3273	Fe2599	K_7664	Li6707	Mg2790	Mn2576
IS Ref	(In2306)	(Y_3600)	(Y_3600)	(Y_3710)	(Y_3710)	(Y_3710)	(Y_3710)	(Y_3600)
Units	ppb	ppb	ppb	ppb	ppb	ppb	ppb	ppb
Avg	4.9843	4.8872	16.277	317.21	4870.8	51.215	5145.8	15.638
Stddev	.1885	.1883	.488	1.69	33.0	1.407	41.7	.037
%RSD	3.7828	3.8540	2.9997	.53429	.67749	2.7475	.81030	.23403
Check ?	Chk Pass	Chk Pass	Chk Pass	Chk Pass	Chk Pass	Chk Pass	Chk Pass	Chk Pass
Value								
Range								

Elem	Mo2020	Na5895	Ni2316	Pb2203	Sb2175	Se1960	Sn1899	Ti3372
IS Ref	(Y_2243)	(Y_3710)	(In2306)	(Y_2243)	(Y_2243)	(Y_2243)	(In2306)	(Y_3600)
Units	ppb	ppb	ppb	ppb	ppb	ppb	ppb	ppb
Avg	11.230	5006.1	25.068	9.7370	10.31	19.395	100.16	52.363
Stddev	.294	12.4	.233	.8633	.76	1.862	1.14	.003
%RSD	2.6220	.24746	.92753	8.8658	7.369	9.5983	1.1342	.00649
Check ?	Chk Pass	Chk Pass	Chk Pass	Chk Pass	Chk Pass	Chk Pass	Chk Pass	Chk Pass
Value								
Range								

PDF created with pdfFactory Pro trial version www.pdffactory.com

Sample Name: CRI-2454432 Acquired: 7/27/2016 9:02:30 Type: QC
Method: ICP I9 Method 200.7-6010(v138) Mode: CONC Corr. Factor: 1.000000
User: analyst Custom ID1: Custom ID2: Custom ID3:
Comment:

Elem	Tl1908	V_2908	Zn2062	Si2516	Sr3464
IS Ref	(In2306)	(Y_3710)	(In2306)	(Y_3710)	(Y_3710)
Units	ppb	ppb	ppb	ppb	ppb
Avg	14.973	7.0160	39.670	498.66	54.317
Stddev	.422	.5097	.153	8.90	1.392
%RSD	2.8161	7.2645	.38548	1.7839	2.5624
Check ?	Chk Pass	Chk Pass	Chk Pass	Chk Pass	Chk Pass
Value					
Range					

Int. Std.	In2306	Y_2243	Y_3600	Y_3710
Units	Cts/S	Cts/S	Cts/S	Cts/S
Avg	5823.9	4388.0	62826.	8661.4
Stddev	9.6	7.6	143.	53.9
%RSD	.16493	.17302	.22795	.62272

PDF created with pdfFactory Pro trial version www.pdffactory.com

Sample Name: CRILL-2454405 Acquired: 7/27/2016 9:06:39 Type: QC
Method: ICP I9 Method 200.7-6010(v138) Mode: CONC Corr. Factor: 1.000000
User: analyst Custom ID1: Custom ID2: Custom ID3:
Comment:

Elem	Ag3280	Al3082	As1890	B_1826	Ba4554	Be3130	Ca3179	Cd2288
IS Ref	(Y_3600)	(Y_3710)	(Y_2243)	(Y_2243)	(Y_3710)	(Y_3710)	(Y_3710)	(Y_2243)
Units	ppb	ppb	ppb	ppb	ppb	ppb	ppb	ppb
Avg	4.8877	207.60	10.709	211.63	199.30	5.3215	5154.1	2.019
Stddev	.1727	18.24	1.922	2.44	.56	.0768	8.5	.045
%RSD	3.5341	8.7873	17.950	1.1534	.28331	1.4440	.16519	2.231
Check ?	Chk Pass	Chk Pass	Chk Pass	Chk Pass	Chk Pass	Chk Pass	Chk Pass	Chk Pass
Value								
Range								

Elem	Co2286	Cr2677	Cu3273	Fe2599	K_7664	Li6707	Mg2790	Mn2576
IS Ref	(In2306)	(Y_3600)	(Y_3600)	(Y_3710)	(Y_3710)	(Y_3710)	(Y_3710)	(Y_3600)
Units	ppb	ppb	ppb	ppb	ppb	ppb	ppb	ppb
Avg	7.0014	5.0376	26.367	108.59	4896.9	50.844	5161.1	15.663
Stddev	.0945	.2798	.809	.34	11.0	.527	37.4	.115
%RSD	1.3494	5.5537	3.0697	.31602	.22414	1.0362	.72408	.73332
Check ?	Chk Pass	Chk Pass	Chk Pass	Chk Pass	Chk Pass	Chk Pass	Chk Pass	Chk Pass
Value								
Range								

Elem	Mo2020	Na5895	Ni2316	Pb2203	Sb2175	Se1960	Sn1899	Ti3372
IS Ref	(Y_2243)	(Y_3710)	(In2306)	(Y_2243)	(Y_2243)	(Y_2243)	(In2306)	(Y_3600)
Units	ppb	ppb	ppb	ppb	ppb	ppb	ppb	ppb
Avg	10.734	5033.4	40.021	2.8567	8.689	4.6920	100.55	52.219
Stddev	.210	18.6	.348	.4946	.962	3.3198	1.29	.155
%RSD	1.9586	.36954	.86983	17.315	11.07	70.754	1.2804	.29715
Check ?	Chk Pass	Chk Pass	Chk Pass	Chk Pass	Chk Pass	Chk Pass	Chk Pass	Chk Pass
Value								
Range								

PDF created with pdfFactory Pro trial version www.pdffactory.com

Sample Name: CRILL-2454405 Acquired: 7/27/2016 9:06:39 Type: QC
Method: ICP I9 Method 200.7-6010(v138) Mode: CONC Corr. Factor: 1.000000
User: analyst Custom ID1: Custom ID2: Custom ID3:
Comment:

Elem	Tl1908	V_2908	Zn2062	Si2516	Sr3464
IS Ref	(In2306)	(Y_3710)	(In2306)	(Y_3710)	(Y_3710)
Units	ppb	ppb	ppb	ppb	ppb
Avg	9.6699	5.8671	21.942	503.41	54.564
Stddev	.9879	2.4720	.184	8.62	4.388
%RSD	10.216	42.133	.83739	1.7116	8.0413
Check ?	Chk Pass	Chk Pass	Chk Pass	Chk Pass	Chk Pass
Value					
Range					

Int. Std.	In2306	Y_2243	Y_3600	Y_3710
Units	Cts/S	Cts/S	Cts/S	Cts/S
Avg	5804.1	4372.2	63101.	8606.9
Stddev	6.1	3.4	31.	30.3
%RSD	.10455	.07888	.04900	.35192

PDF created with pdfFactory Pro trial version www.pdffactory.com

Sample Name: ICSA-2622662 Acquired: 7/27/2016 9:10:49 Type: QC
Method: ICP I9 Method 200.7-6010(v138) Mode: CONC Corr. Factor: 1.000000
User: analyst Custom ID1: Custom ID2: Custom ID3:
Comment:

Elem	Ag3280	Al3082	As1890	B_1826	Ba4554	Be3130	Ca3179
IS Ref	(Y_3600)	(Y_3710)	(Y_2243)	(Y_2243)	(Y_3710)	(Y_3710)	(Y_3710)
Units	ppb	ppb	ppb	ppb	ppb	ppb	ppb
Avg	-1.9477	499980.	-.73434	-.55194	.23203	.00017	473730.
Stddev	.0784	1697.	2.1029	.68441	.22942	.07143	5231.
%RSD	4.0258	.33931	286.36	124.00	98.876	43170.	1.1041
Check ?	Chk Pass	Chk Pass	Chk Pass	Chk Pass	Chk Pass	Chk Pass	Chk Pass
High Limit							
Low Limit							

Elem	Cd2288	Co2286	Cr2677	Cu3273	Fe2599	K_7664	Li6707
IS Ref	(Y_2243)	(In2306)	(Y_3600)	(Y_3600)	(Y_3710)	(Y_3710)	(Y_3710)
Units	ppb	ppb	ppb	ppb	ppb	ppb	ppb
Avg	.1943	-.40787	2.9517	1.8821	187530.	-4.9516	9.6237
Stddev	.0810	.14815	.2947	.6022	315.	9.6835	1.7094
%RSD	41.71	36.323	9.9846	31.996	.16818	195.57	17.762
Check ?	Chk Pass	Chk Pass	Chk Pass	Chk Pass	Chk Pass	Chk Pass	Chk Pass
High Limit							
Low Limit							

Elem	Mg2790	Mn2576	Mo2020	Na5895	Ni2316	Pb2203	Sb2175
IS Ref	(Y_3710)	(Y_3600)	(Y_2243)	(Y_3710)	(In2306)	(Y_2243)	(Y_2243)
Units	ppb	ppb	ppb	ppb	ppb	ppb	ppb
Avg	488170.	1.9453	.34360	82.666	7.9168	4.7000	.7331
Stddev	877.	.0157	.50341	2.096	.1676	1.8667	5.518
%RSD	.17956	.80917	146.51	2.5352	2.1166	39.717	752.8
Check ?	Chk Pass	Chk Pass	Chk Pass	Chk Pass	Chk Pass	Chk Pass	Chk Pass
High Limit							
Low Limit							

PDF created with pdfFactory Pro trial version www.pdffactory.com

Sample Name: ICSA-2622662 Acquired: 7/27/2016 9:10:49 Type: QC
Method: ICP I9 Method 200.7-6010(v138) Mode: CONC Corr. Factor: 1.000000
User: analyst Custom ID1: Custom ID2: Custom ID3:
Comment:

Elem	Se1960	Sn1899	Ti3372	Tl1908	V_2908	Zn2062	Si2516
IS Ref	(Y_2243)	(In2306)	(Y_3600)	(In2306)	(Y_3710)	(In2306)	(Y_3710)
Units	ppb	ppb	ppb	ppb	ppb	ppb	ppb
Avg	2.6649	3.2289	-.40543	1.7739	-7.6483	6.3876	-4.8637
Stddev	1.6110	.6894	.07242	3.1034	1.2516	.4377	12.711
%RSD	60.452	21.350	17.862	174.95	16.364	6.8531	261.34
Check ?	Chk Pass	Chk Pass	Chk Pass	Chk Pass	Chk Pass	Chk Pass	Chk Pass
High Limit							
Low Limit							

Elem	Sr3464
IS Ref	(Y_3710)
Units	ppb
Avg	11.767
Stddev	4.647
%RSD	39.492
Check ?	Chk Pass
High Limit	
Low Limit	

Int. Std.	In2306	Y_2243	Y_3600	Y_3710
Units	Cts/S	Cts/S	Cts/S	Cts/S
Avg	4640.9	3920.4	54615.	8237.8
Stddev	11.2	8.3	136.	22.4
%RSD	.24145	.21172	.24862	.27206

PDF created with pdfFactory Pro trial version www.pdffactory.com

Sample Name: ICSAB-2562121 Acquired: 7/27/2016 9:14:58 Type: QC
Method: ICP I9 Method 200.7-6010(v138) Mode: CONC Corr. Factor: 1.000000
User: analyst Custom ID1: Custom ID2: Custom ID3:
Comment:

Elem	Ag3280	Al3082	As1890	B_1826	Ba4554	Be3130	Ca3179
IS Ref	(Y_3600)	(Y_3710)	(Y_2243)	(Y_2243)	(Y_3710)	(Y_3710)	(Y_3710)
Units	ppb	ppb	ppb	ppb	ppb	ppb	ppb
Avg	1086.5	500320.	1020.1	505.74	490.82	485.80	480680.
Stddev	1.0	157.	8.4	3.26	.85	1.18	2375.
%RSD	.09375	.03129	.82199	.64472	.17375	.24319	.49413
Check ?	Chk Pass	Chk Pass	Chk Pass	Chk Pass	Chk Pass	Chk Pass	Chk Pass
Value							
Range							

Elem	Cd2288	Co2286	Cr2677	Cu3273	Fe2599	K_7664	Li6707
IS Ref	(Y_2243)	(In2306)	(Y_3600)	(Y_3600)	(Y_3710)	(Y_3710)	(Y_3710)
Units	ppb	ppb	ppb	ppb	ppb	ppb	ppb
Avg	1030.	495.86	477.43	516.47	190140.	10408.	553.66
Stddev	7.	2.86	.72	.17	437.	11.	1.67
%RSD	.6461	.57637	.15035	.03217	.23003	.10783	.30148
Check ?	Chk Pass	Chk Pass	Chk Pass	Chk Pass	Chk Pass	Chk Pass	Chk Pass
Value							
Range							

Elem	Mg2790	Mn2576	Mo2020	Na5895	Ni2316	Pb2203	Sb2175
IS Ref	(Y_3710)	(Y_3600)	(Y_2243)	(Y_3710)	(In2306)	(Y_2243)	(Y_2243)
Units	ppb	ppb	ppb	ppb	ppb	ppb	ppb
Avg	491530.	484.19	978.78	10502.	952.27	903.62	1019.
Stddev	953.	.55	6.49	19.	5.28	3.20	9.
%RSD	.19379	.11296	.66310	.17918	.55483	.35385	.9315
Check ?	Chk Pass	Chk Pass	Chk Pass	Chk Pass	Chk Pass	Chk Pass	Chk Pass
Value							
Range							

PDF created with pdfFactory Pro trial version www.pdffactory.com

Sample Name: ICSAB-2562121 Acquired: 7/27/2016 9:14:58 Type: QC
Method: ICP I9 Method 200.7-6010(v138) Mode: CONC Corr. Factor: 1.000000
User: analyst Custom ID1: Custom ID2: Custom ID3:
Comment:

Elem	Se1960	Sn1899	Ti3372	Tl1908	V_2908	Zn2062	Si2516
IS Ref	(Y_2243)	(In2306)	(Y_3600)	(In2306)	(Y_3710)	(In2306)	(Y_3710)
Units	ppb	ppb	ppb	ppb	ppb	ppb	ppb
Avg	1010.6	513.40	504.28	953.63	481.13	1019.8	10011.
Stddev	3.1	1.76	.60	4.29	2.67	3.6	54.
%RSD	.31037	.34358	.11899	.45030	.55540	.35229	.54048
Check ?	Chk Pass	Chk Pass	Chk Pass	Chk Pass	Chk Pass	Chk Pass	Chk Pass
Value							
Range							

Elem	Sr3464
IS Ref	(Y_3710)
Units	ppb
Avg	1455.9
Stddev	7.0
%RSD	.48233
Check ?	Chk Pass
Value	
Range	

Int. Std.	In2306	Y_2243	Y_3600	Y_3710
Units	Cts/S	Cts/S	Cts/S	Cts/S
Avg	4591.1	3917.3	54549.	8250.2
Stddev	7.1	3.3	61.	40.3
%RSD	.15422	.08345	.11188	.48840

PDF created with pdfFactory Pro trial version www.pdffactory.com

Sample Name: CCV-2632473 Acquired: 7/27/2016 9:18:50 Type: QC
Method: ICP I9 Method 200.7-6010(v138) Mode: CONC Corr. Factor: 1.000000
User: analyst Custom ID1: Custom ID2: Custom ID3:
Comment:

Elem	Ag3280	Al3082	As1890	B_1826	Ba4554	Be3130	Ca3179	Cd2288
IS Ref	(Y_3600)	(Y_3710)	(Y_2243)	(Y_2243)	(Y_3710)	(Y_3710)	(Y_3710)	(Y_2243)
Units	ppb	ppb	ppb	ppb	ppb	ppb	ppb	ppb
Avg	999.74	24608.	494.21	5066.5	1946.5	1979.4	50244.	494.5
Stddev	1.19	241.	4.68	10.4	4.7	9.4	307.	2.1
%RSD	.11882	.97951	.94760	.20538	.24205	.47304	.61114	.4194
Check ?	Chk Pass	Chk Pass	Chk Pass	Chk Pass	Chk Pass	Chk Pass	Chk Pass	Chk Pass
Value								
Range								

Elem	Co2286	Cr2677	Cu3273	Fe2599	K_7664	Li6707	Mg2790	Mn2576
IS Ref	(In2306)	(Y_3600)	(Y_3600)	(Y_3710)	(Y_3710)	(Y_3710)	(Y_3710)	(Y_3600)
Units	ppb	ppb	ppb	ppb	ppb	ppb	ppb	ppb
Avg	1997.3	1945.9	1939.1	24996.	48897.	5025.4	48987.	1950.7
Stddev	6.6	2.3	3.5	104.	210.	23.1	272.	5.0
%RSD	.33094	.12025	.17916	.41594	.42986	.45984	.55501	.25435
Check ?	Chk Pass	Chk Pass	Chk Pass	Chk Pass	Chk Pass	Chk Pass	Chk Pass	Chk Pass
Value								
Range								

Elem	Mo2020	Na5895	Ni2316	Pb2203	Sb2175	Se1960	Sn1899	Ti3372
IS Ref	(Y_2243)	(Y_3710)	(In2306)	(Y_2243)	(Y_2243)	(Y_2243)	(In2306)	(Y_3600)
Units	ppb	ppb	ppb	ppb	ppb	ppb	ppb	ppb
Avg	2001.3	49219.	2004.2	485.09	502.2	506.63	5119.0	4990.2
Stddev	8.4	184.	7.8	.99	.9	3.85	20.0	19.7
%RSD	.41924	.37347	.38862	.20347	.1693	.76051	.39113	.39391
Check ?	Chk Pass	Chk Pass	Chk Pass	Chk Pass	Chk Pass	Chk Pass	Chk Pass	Chk Pass
Value								
Range								

PDF created with pdfFactory Pro trial version www.pdffactory.com

Sample Name: CCV-2632473 Acquired: 7/27/2016 9:18:50 Type: QC
Method: ICP I9 Method 200.7-6010(v138) Mode: CONC Corr. Factor: 1.000000
User: analyst Custom ID1: Custom ID2: Custom ID3:
Comment:

Elem	Tl1908	V_2908	Zn2062	Si2516	Sr3464
IS Ref	(In2306)	(Y_3710)	(In2306)	(Y_3710)	(Y_3710)
Units	ppb	ppb	ppb	ppb	ppb
Avg	1001.5	1979.5	2052.0	5200.6	4936.8
Stddev	1.4	11.3	5.5	53.3	32.7
%RSD	.13550	.56968	.26600	1.0257	.66326
Check ?	Chk Pass	Chk Pass	Chk Pass	Chk Pass	Chk Pass
Value					
Range					

Int. Std.	In2306	Y_2243	Y_3600	Y_3710
Units	Cts/S	Cts/S	Cts/S	Cts/S
Avg	5249.7	4257.0	59976.	8456.9
Stddev	6.1	7.5	112.	32.2
%RSD	.11609	.17613	.18595	.38105

PDF created with pdfFactory Pro trial version www.pdffactory.com

Sample Name: CCB Acquired: 7/27/2016 9:22:45 Type: QC
Method: ICP I9 Method 200.7-6010(v138) Mode: CONC Corr. Factor: 1.000000
User: analyst Custom ID1: Custom ID2: Custom ID3:
Comment:

Elem	Ag3280	Al3082	As1890	B_1826	Ba4554	Be3130	Ca3179	Cd2288
IS Ref	(Y_3600)	(Y_3710)	(Y_2243)	(Y_2243)	(Y_3710)	(Y_3710)	(Y_3710)	(Y_2243)
Units	ppb	ppb	ppb	ppb	ppb	ppb	ppb	ppb
Avg	-.42224	9.6285	1.2591	7.3450	.16061	.19417	14.730	-.0340
Stddev	.32166	13.038	.2475	.7143	.14717	.04436	1.772	.0222
%RSD	76.180	135.41	19.654	9.7249	91.636	22.844	12.027	65.36
Check ?	Chk Pass	Chk Pass	Chk Pass	Chk Pass	Chk Pass	Chk Pass	Chk Pass	Chk Pass
High Limit								
Low Limit								

Elem	Co2286	Cr2677	Cu3273	Fe2599	K_7664	Li6707	Mg2790	Mn2576
IS Ref	(In2306)	(Y_3600)	(Y_3600)	(Y_3710)	(Y_3710)	(Y_3710)	(Y_3710)	(Y_3600)
Units	ppb	ppb	ppb	ppb	ppb	ppb	ppb	ppb
Avg	.23840	-.04769	1.0113	5.2439	14.698	1.0872	13.786	.03393
Stddev	.03301	.15183	.3308	.6325	28.507	2.1253	25.950	.03198
%RSD	13.847	318.35	32.712	12.061	193.95	195.48	188.24	94.254
Check ?	Chk Pass	Chk Pass	Chk Pass	Chk Pass	Chk Pass	Chk Pass	Chk Pass	Chk Pass
High Limit								
Low Limit								

Elem	Mo2020	Na5895	Ni2316	Pb2203	Sb2175	Se1960	Sn1899	Ti3372
IS Ref	(Y_2243)	(Y_3710)	(In2306)	(Y_2243)	(Y_2243)	(Y_2243)	(In2306)	(Y_3600)
Units	ppb	ppb	ppb	ppb	ppb	ppb	ppb	ppb
Avg	4.3759	18.364	-.17263	.74175	.8763	-.23403	.57278	1.7582
Stddev	.2901	5.837	.26856	1.0832	.7830	2.7293	.28517	.2284
%RSD	6.6304	31.784	155.57	146.04	89.36	1166.3	49.788	12.992
Check ?	Chk Pass	Chk Pass	Chk Pass	Chk Pass	Chk Pass	Chk Pass	Chk Pass	Chk Pass
High Limit								
Low Limit								

PDF created with pdfFactory Pro trial version www.pdffactory.com

Sample Name: CCB Acquired: 7/27/2016 9:22:45 Type: QC
Method: ICP I9 Method 200.7-6010(v138) Mode: CONC Corr. Factor: 1.000000
User: analyst Custom ID1: Custom ID2: Custom ID3:
Comment:

Elem	Tl1908	V_2908	Zn2062	Si2516	Sr3464
IS Ref	(In2306)	(Y_3710)	(In2306)	(Y_3710)	(Y_3710)
Units	ppb	ppb	ppb	ppb	ppb
Avg	.20568	-1.4888	-.32552	-8.7426	-.21458
Stddev	.14393	1.8248	.10194	9.6640	5.5160
%RSD	69.979	122.56	31.317	110.54	2570.7
Check ?	Chk Pass	Chk Pass	Chk Pass	Chk Pass	Chk Pass
High Limit					
Low Limit					

Int. Std.	In2306	Y_2243	Y_3600	Y_3710
Units	Cts/S	Cts/S	Cts/S	Cts/S
Avg	5956.6	4450.9	63286.	8533.7
Stddev	13.9	10.5	203.	11.6
%RSD	.23330	.23628	.32116	.13594

PDF created with pdfFactory Pro trial version www.pdffactory.com

Sample Name: IEC Check As Acquired: 7/27/2016 9:26:58 Type: QC
Method: ICP I9 Method 200.7-6010(v138) Mode: CONC Corr. Factor: 1.000000
User: analyst Custom ID1: Custom ID2: Custom ID3:
Comment:

Elem	Ag3280	Al3082	As1890	B_1826	Ba4554	Be3130	Ca3179	Cd2288
IS Ref	(Y_3600)	(Y_3710)	(Y_2243)	(Y_2243)	(Y_3710)	(Y_3710)	(Y_3710)	(Y_2243)
Units	ppb	ppb	ppb	ppb	ppb	ppb	ppb	ppb
Avg	-.39866	9.2344	5061.5	6.8414	.10014	.02147	-1.2673	-.0609
Stddev	.20706	9.2753	15.4	.6235	.03862	.01646	2.3180	.0916
%RSD	51.939	100.44	.30516	9.1138	38.570	76.668	182.91	150.5
Check ?	None	None	None	None	None	None	None	Chk Pass
Value								
Range								

Elem	Co2286	Cr2677	Cu3273	Fe2599	K_7664	Li6707	Mg2790	Mn2576
IS Ref	(In2306)	(Y_3600)	(Y_3600)	(Y_3710)	(Y_3710)	(Y_3710)	(Y_3710)	(Y_3600)
Units	ppb	ppb	ppb	ppb	ppb	ppb	ppb	ppb
Avg	.00609	-.39340	-.53235	2.3880	8.5508	-.35089	28.232	-.11613
Stddev	.04054	.18968	.65781	.6991	24.851	3.1255	10.135	.04284
%RSD	665.83	48.215	123.57	29.276	290.63	890.74	35.900	36.893
Check ?	None	None	None	None	None	None	None	None
Value								
Range								

Elem	Mo2020	Na5895	Ni2316	Pb2203	Sb2175	Se1960	Sn1899	Ti3372
IS Ref	(Y_2243)	(Y_3710)	(In2306)	(Y_2243)	(Y_2243)	(Y_2243)	(In2306)	(Y_3600)
Units	ppb	ppb	ppb	ppb	ppb	ppb	ppb	ppb
Avg	.82210	-13.828	.16746	.82230	.0977	-.59263	-.45022	-.04157
Stddev	.24560	4.921	.09471	.72431	.1584	2.0918	.27484	.10752
%RSD	29.875	35.586	56.555	88.084	162.1	352.98	61.046	258.64
Check ?	None	None	None	None	None	None	None	None
Value								
Range								

PDF created with pdfFactory Pro trial version www.pdffactory.com

Sample Name: IEC Check As Acquired: 7/27/2016 9:26:58 Type: QC
Method: ICP I9 Method 200.7-6010(v138) Mode: CONC Corr. Factor: 1.000000
User: analyst Custom ID1: Custom ID2: Custom ID3:
Comment:

Elem	Tl1908	V_2908	Zn2062	Si2516	Sr3464
IS Ref	(In2306)	(Y_3710)	(In2306)	(Y_3710)	(Y_3710)
Units	ppb	ppb	ppb	ppb	ppb
Avg	.04376	-1.6522	-.65929	-22.963	1.2318
Stddev	.31801	.5022	.10830	6.609	3.1930
%RSD	726.63	30.396	16.427	28.780	259.21
Check ?	None	None	None	None	None
Value					
Range					

Int. Std.	In2306	Y_2243	Y_3600	Y_3710
Units	Cts/S	Cts/S	Cts/S	Cts/S
Avg	6169.7	4556.8	64793.	8764.1
Stddev	11.8	9.2	44.	28.8
%RSD	.19112	.20082	.06797	.32809

PDF created with pdfFactory Pro trial version www.pdffactory.com

Sample Name: IEC Check Ti Acquired: 7/27/2016 9:31:06 Type: QC
Method: ICP I9 Method 200.7-6010(v138) Mode: CONC Corr. Factor: 1.000000
User: analyst Custom ID1: Custom ID2: Custom ID3:
Comment:

Elem	Ag3280	Al3082	As1890	B_1826	Ba4554	Be3130	Ca3179	Cd2288
IS Ref	(Y_3600)	(Y_3710)	(Y_2243)	(Y_2243)	(Y_3710)	(Y_3710)	(Y_3710)	(Y_2243)
Units	ppb	ppb	ppb	ppb	ppb	ppb	ppb	ppb
Avg	-1.6363	23.450	3.8301	5.6974	-.07181	-.63016	.52286	.3024
Stddev	.2526	15.808	1.1835	.2892	.04293	.06214	3.2093	.0631
%RSD	15.438	67.411	30.899	5.0762	59.781	9.8614	613.80	20.87
Check ?	None	None	None	None	None	None	None	None
Value								
Range								

Elem	Co2286	Cr2677	Cu3273	Fe2599	K_7664	Li6707	Mg2790	Mn2576
IS Ref	(In2306)	(Y_3600)	(Y_3600)	(Y_3710)	(Y_3710)	(Y_3710)	(Y_3710)	(Y_3600)
Units	ppb	ppb	ppb	ppb	ppb	ppb	ppb	ppb
Avg	-1.7209	.78608	9.0642	.15258	-26.917	-.63612	-101.27	-.04387
Stddev	.6228	.03042	.5352	1.2026	25.811	.81538	9.40	.02458
%RSD	36.189	3.8700	5.9040	788.14	95.890	128.18	9.2868	56.030
Check ?	Chk Pass	None	None	None	None	None	None	None
Value								
Range								

Elem	Mo2020	Na5895	Ni2316	Pb2203	Sb2175	Se1960	Sn1899	Ti3372
IS Ref	(Y_2243)	(Y_3710)	(In2306)	(Y_2243)	(Y_2243)	(Y_2243)	(In2306)	(Y_3600)
Units	ppb	ppb	ppb	ppb	ppb	ppb	ppb	ppb
Avg	.36899	-12.890	-1.2355	-.06147	-2.239	1.6807	1.9849	29539.
Stddev	.23486	7.534	.0994	.67560	1.793	.7887	.3046	93.
%RSD	63.650	58.448	8.0492	1099.1	80.06	46.929	15.346	.31566
Check ?	None	None	None	None	None	None	None	None
Value								
Range								

PDF created with pdfFactory Pro trial version www.pdffactory.com

Sample Name: IEC Check Ti Acquired: 7/27/2016 9:31:06 Type: QC
Method: ICP I9 Method 200.7-6010(v138) Mode: CONC Corr. Factor: 1.000000
User: analyst Custom ID1: Custom ID2: Custom ID3:
Comment:

Elem	Tl1908	V_2908	Zn2062	Si2516	Sr3464
IS Ref	(In2306)	(Y_3710)	(In2306)	(Y_3710)	(Y_3710)
Units	ppb	ppb	ppb	ppb	ppb
Avg	7.1231	-.52521	-.75715	4975.5	2.6485
Stddev	1.0165	1.3124	.06513	975.1	.9250
%RSD	14.271	249.89	8.6017	19.598	34.924
Check ?	Chk Pass	None	None	None	None
Value					
Range					

Int. Std.	In2306	Y_2243	Y_3600	Y_3710
Units	Cts/S	Cts/S	Cts/S	Cts/S
Avg	6114.4	4554.4	64884.	8768.1
Stddev	3.1	2.0	61.	28.4
%RSD	.04991	.04391	.09365	.32381

PDF created with pdfFactory Pro trial version www.pdffactory.com

Sample Name: IEC Check Co Acquired: 7/27/2016 9:35:25 Type: QC
Method: ICP I9 Method 200.7-6010(v138) Mode: CONC Corr. Factor: 1.000000
User: analyst Custom ID1: Custom ID2: Custom ID3:
Comment:

Elem	Ag3280	Al3082	As1890	B_1826	Ba4554	Be3130	Ca3179	Cd2288
IS Ref	(Y_3600)	(Y_3710)	(Y_2243)	(Y_2243)	(Y_3710)	(Y_3710)	(Y_3710)	(Y_2243)
Units	ppb	ppb	ppb	ppb	ppb	ppb	ppb	ppb
Avg	-.26997	.56865	-3.1919	1.1730	.10395	.00405	-1.9456	-.0650
Stddev	.12627	10.825	1.6564	.4750	.15169	.02304	2.2431	.0366
%RSD	46.774	1903.7	51.895	40.497	145.92	568.83	115.29	56.28
Check ?	None	None	Chk Pass	None	None	None	None	None
Value								
Range								

Elem	Co2286	Cr2677	Cu3273	Fe2599	K_7664	Li6707	Mg2790	Mn2576
IS Ref	(In2306)	(Y_3600)	(Y_3600)	(Y_3710)	(Y_3710)	(Y_3710)	(Y_3710)	(Y_3600)
Units	ppb	ppb	ppb	ppb	ppb	ppb	ppb	ppb
Avg	9837.3	-.35771	-.12212	-1.4150	-48.651	-1.0327	.30442	1.0190
Stddev	71.9	.29415	.49997	1.0421	16.775	.3252	9.4998	.0158
%RSD	.73065	82.231	409.41	73.647	34.479	31.489	3120.7	1.5467
Check ?	None	None	Chk Pass	None	None	None	None	None
Value								
Range								

Elem	Mo2020	Na5895	Ni2316	Pb2203	Sb2175	Se1960	Sn1899	Ti3372
IS Ref	(Y_2243)	(Y_3710)	(In2306)	(Y_2243)	(Y_2243)	(Y_2243)	(In2306)	(Y_3600)
Units	ppb	ppb	ppb	ppb	ppb	ppb	ppb	ppb
Avg	.15931	-30.660	-3.0924	.66809	.5486	-2.6120	-.41361	6.3806
Stddev	.10720	6.571	.5040	1.2721	1.511	.8707	.28476	.4098
%RSD	67.291	21.433	16.299	190.41	275.4	33.336	68.848	6.4223
Check ?	None	None	Chk Pass	None	Chk Pass	None	None	None
Value								
Range								

PDF created with pdfFactory Pro trial version www.pdffactory.com

Sample Name: IEC Check Co Acquired: 7/27/2016 9:35:25 Type: QC
Method: ICP I9 Method 200.7-6010(v138) Mode: CONC Corr. Factor: 1.000000
User: analyst Custom ID1: Custom ID2: Custom ID3:
Comment:

Elem	Tl1908	V_2908	Zn2062	Si2516	Sr3464
IS Ref	(In2306)	(Y_3710)	(In2306)	(Y_3710)	(Y_3710)
Units	ppb	ppb	ppb	ppb	ppb
Avg	5.1253	1.0295	-.46196	-.14524	.87439
Stddev	.7270	2.7557	.13504	10.029	2.3300
%RSD	14.184	267.67	29.233	6905.4	266.47
Check ?	Chk Pass	None	None	None	None
Value					
Range					

Int. Std.	In2306	Y_2243	Y_3600	Y_3710
Units	Cts/S	Cts/S	Cts/S	Cts/S
Avg	6093.7	4524.8	64644.	8688.9
Stddev	7.7	7.4	89.	50.2
%RSD	.12629	.16386	.13829	.57721

PDF created with pdfFactory Pro trial version www.pdffactory.com

Sample Name: IEC Check Al Acquired: 7/27/2016 9:39:36 Type: QC
Method: ICP I9 Method 200.7-6010(v138) Mode: CONC Corr. Factor: 1.000000
User: analyst Custom ID1: Custom ID2: Custom ID3:
Comment:

Elem	Ag3280	Al3082	As1890	B_1826	Ba4554	Be3130	Ca3179
IS Ref	(Y_3600)	(Y_3710)	(Y_2243)	(Y_2243)	(Y_3710)	(Y_3710)	(Y_3710)
Units	ppb	ppb	ppb	ppb	ppb	ppb	ppb
Avg	-.38561	500010.	-3.6028	-1.9120	-.00393	-.00146	1.4865
Stddev	.38013	1093.	1.6268	.4434	.13093	.07340	1.3738
%RSD	98.579	.21865	45.155	23.189	3332.5	5011.2	92.414
Check ?	None	None	Chk Pass	None	None	None	None
Value							
Range							

Elem	Cd2288	Co2286	Cr2677	Cu3273	Fe2599	K_7664	Li6707
IS Ref	(Y_2243)	(In2306)	(Y_3600)	(Y_3600)	(Y_3710)	(Y_3710)	(Y_3710)
Units	ppb	ppb	ppb	ppb	ppb	ppb	ppb
Avg	.0607	.15892	-.40619	-.54363	.67343	-31.735	1.3578
Stddev	.1252	.36858	.46141	.83005	1.1998	13.957	.4074
%RSD	206.1	231.93	113.59	152.69	178.16	43.981	30.006
Check ?	None	None	None	None	None	None	None
Value							
Range							

Elem	Mg2790	Mn2576	Mo2020	Na5895	Ni2316	Pb2203	Sb2175
IS Ref	(Y_3710)	(Y_3600)	(Y_2243)	(Y_3710)	(In2306)	(Y_2243)	(Y_2243)
Units	ppb	ppb	ppb	ppb	ppb	ppb	ppb
Avg	2.2245	.94235	.28824	-21.622	.08648	-2.0012	2.122
Stddev	4.2414	.04132	.20342	1.865	.12920	2.5838	1.724
%RSD	190.66	4.3853	70.574	8.6273	149.40	129.11	81.28
Check ?	None	None	None	None	None	Chk Pass	Chk Pass
Value							
Range							

PDF created with pdfFactory Pro trial version www.pdffactory.com

Sample Name: IEC Check Al Acquired: 7/27/2016 9:39:36 Type: QC
Method: ICP I9 Method 200.7-6010(v138) Mode: CONC Corr. Factor: 1.000000
User: analyst Custom ID1: Custom ID2: Custom ID3:
Comment:

Elem	Se1960	Sn1899	Ti3372	Tl1908	V_2908	Zn2062	Si2516
IS Ref	(Y_2243)	(In2306)	(Y_3600)	(In2306)	(Y_3710)	(In2306)	(Y_3710)
Units	ppb	ppb	ppb	ppb	ppb	ppb	ppb
Avg	2.7163	2.0339	1.8802	1.1823	-.18118	.33576	-8.1761
Stddev	7.0899	.4755	.2049	1.4511	1.8714	.12626	4.1891
%RSD	261.02	23.380	10.898	122.73	1032.9	37.605	51.236
Check ?	Chk Pass	None	None	Chk Pass	None	None	None
Value							
Range							

Elem	Sr3464
IS Ref	(Y_3710)
Units	ppb
Avg	1.6382
Stddev	3.4032
%RSD	207.74
Check ?	None
Value	
Range	

Int. Std.	In2306	Y_2243	Y_3600	Y_3710
Units	Cts/S	Cts/S	Cts/S	Cts/S
Avg	5493.1	4469.0	60052.	8886.4
Stddev	6.7	10.2	76.	40.8
%RSD	.12274	.22735	.12646	.45886

PDF created with pdfFactory Pro trial version www.pdffactory.com

Sample Name: IEC Check Fe Acquired: 7/27/2016 9:43:44 Type: QC
Method: ICP I9 Method 200.7-6010(v138) Mode: CONC Corr. Factor: 1.000000
User: analyst Custom ID1: Custom ID2: Custom ID3:
Comment:

Elem	Ag3280	Al3082	As1890	B_1826	Ba4554	Be3130	Ca3179
IS Ref	(Y_3600)	(Y_3710)	(Y_2243)	(Y_2243)	(Y_3710)	(Y_3710)	(Y_3710)
Units	ppb	ppb	ppb	ppb	ppb	ppb	ppb
Avg	-3.1111	10.188	.37666	.11525	.16415	.05580	20.425
Stddev	.2408	7.309	1.5542	.36921	.16818	.07990	3.065
%RSD	7.7396	71.741	412.63	320.36	102.45	143.20	15.008
Check ?	None	None	None	None	None	None	None
Value							
Range							

Elem	Cd2288	Co2286	Cr2677	Cu3273	Fe2599	K_7664	Li6707
IS Ref	(Y_2243)	(In2306)	(Y_3600)	(Y_3600)	(Y_3710)	(Y_3710)	(Y_3710)
Units	ppb	ppb	ppb	ppb	ppb	ppb	ppb
Avg	-.3375	.13328	.71422	-1.5950	496550.	-123.97	-1.3301
Stddev	.1032	.34204	.06036	.5881	2757.	9.00	.3631
%RSD	30.58	256.64	8.4515	36.869	.55516	7.2601	27.299
Check ?	Chk Pass	None	None	Chk Pass	None	None	None
Value							
Range							

Elem	Mg2790	Mn2576	Mo2020	Na5895	Ni2316	Pb2203	Sb2175
IS Ref	(Y_3710)	(Y_3600)	(Y_2243)	(Y_3710)	(In2306)	(Y_2243)	(Y_2243)
Units	ppb	ppb	ppb	ppb	ppb	ppb	ppb
Avg	-53.599	6.5303	-.89813	-32.180	7.2633	-.21910	-.5810
Stddev	5.369	.1034	.50504	8.678	.3924	1.0527	.8666
%RSD	10.017	1.5827	56.232	26.967	5.4024	480.46	149.1
Check ?	None	None	None	None	Chk Pass	Chk Pass	Chk Pass
Value							
Range							

PDF created with pdfFactory Pro trial version www.pdffactory.com

Sample Name: IEC Check Fe Acquired: 7/27/2016 9:43:44 Type: QC
Method: ICP I9 Method 200.7-6010(v138) Mode: CONC Corr. Factor: 1.000000
User: analyst Custom ID1: Custom ID2: Custom ID3:
Comment:

Elem	Se1960	Sn1899	Ti3372	Tl1908	V_2908	Zn2062	Si2516
IS Ref	(Y_2243)	(In2306)	(Y_3600)	(In2306)	(Y_3710)	(In2306)	(Y_3710)
Units	ppb	ppb	ppb	ppb	ppb	ppb	ppb
Avg	-.71906	2.2864	1.8160	-1.5805	-5.8239	.74919	-24.047
Stddev	1.3424	.2540	.2334	1.4207	2.9463	.06383	5.109
%RSD	186.69	11.109	12.853	89.891	50.590	8.5204	21.246
Check ?	None	None	None	Chk Pass	Chk Pass	None	None
Value							
Range							

Elem	Sr3464
IS Ref	(Y_3710)
Units	ppb
Avg	10.710
Stddev	1.570
%RSD	14.656
Check ?	None
Value	
Range	

Int. Std.	In2306	Y_2243	Y_3600	Y_3710
Units	Cts/S	Cts/S	Cts/S	Cts/S
Avg	5812.3	4369.0	62115.	8634.5
Stddev	7.1	5.0	142.	32.0
%RSD	.12142	.11552	.22830	.37079

PDF created with pdfFactory Pro trial version www.pdffactory.com

Sample Name: IEC Check V Acquired: 7/27/2016 9:47:58 Type: QC
Method: ICP I9 Method 200.7-6010(v138) Mode: CONC Corr. Factor: 1.000000
User: analyst Custom ID1: Custom ID2: Custom ID3:
Comment:

Elem	Ag3280	Al3082	As1890	B_1826	Ba4554	Be3130	Ca3179	Cd2288
IS Ref	(Y_3600)	(Y_3710)	(Y_2243)	(Y_2243)	(Y_3710)	(Y_3710)	(Y_3710)	(Y_2243)
Units	ppb	ppb	ppb	ppb	ppb	ppb	ppb	ppb
Avg	-.00328	28.870	1.6402	.98807	.12420	.18724	1.2058	.4044
Stddev	.15918	17.246	1.3416	.31634	.11946	.04079	2.0402	.1185
%RSD	4853.1	59.737	81.793	32.016	96.179	21.785	169.20	29.31
Check ?	None	Chk Pass	None	None	None	Chk Pass	None	None
Value								
Range								

Elem	Co2286	Cr2677	Cu3273	Fe2599	K_7664	Li6707	Mg2790	Mn2576
IS Ref	(In2306)	(Y_3600)	(Y_3600)	(Y_3710)	(Y_3710)	(Y_3710)	(Y_3710)	(Y_3600)
Units	ppb	ppb	ppb	ppb	ppb	ppb	ppb	ppb
Avg	.21370	-.76250	-.71894	39.400	-24.446	-.92944	14.851	-.02676
Stddev	.19256	.18230	.81175	8.538	48.211	.68819	14.340	.05670
%RSD	90.110	23.908	112.91	21.670	197.22	74.044	96.561	211.84
Check ?	None	None	None	None	None	None	None	None
Value								
Range								

Elem	Mo2020	Na5895	Ni2316	Pb2203	Sb2175	Se1960	Sn1899	Ti3372
IS Ref	(Y_2243)	(Y_3710)	(In2306)	(Y_2243)	(Y_2243)	(Y_2243)	(In2306)	(Y_3600)
Units	ppb	ppb	ppb	ppb	ppb	ppb	ppb	ppb
Avg	-2.0848	-37.574	.00559	-.25753	-1.382	1.1238	-.68028	.42257
Stddev	.0444	5.544	.24318	1.4404	1.247	1.2728	.80414	.15405
%RSD	2.1283	14.754	4347.8	559.29	90.29	113.26	118.21	36.455
Check ?	None	None	None	None	Chk Pass	None	None	None
Value								
Range								

PDF created with pdfFactory Pro trial version www.pdffactory.com

Sample Name: IEC Check V Acquired: 7/27/2016 9:47:58 Type: QC
Method: ICP I9 Method 200.7-6010(v138) Mode: CONC Corr. Factor: 1.000000
User: analyst Custom ID1: Custom ID2: Custom ID3:
Comment:

Elem	Tl1908	V_2908	Zn2062	Si2516	Sr3464
IS Ref	(In2306)	(Y_3710)	(In2306)	(Y_3710)	(Y_3710)
Units	ppb	ppb	ppb	ppb	ppb
Avg	2.2309	5072.8	-.58410	-19.810	4.8381
Stddev	.5714	40.0	.13777	3.525	2.3704
%RSD	25.614	.78766	23.586	17.793	48.995
Check ?	Chk Pass	None	None	None	None
Value					
Range					

Int. Std.	In2306	Y_2243	Y_3600	Y_3710
Units	Cts/S	Cts/S	Cts/S	Cts/S
Avg	6118.7	4549.2	65005.	8722.5
Stddev	6.7	1.4	207.	27.6
%RSD	.10945	.03004	.31915	.31645

PDF created with pdfFactory Pro trial version www.pdffactory.com

Sample Name: CCV-2632473 Acquired: 7/27/2016 9:52:11 Type: QC
Method: ICP I9 Method 200.7-6010(v138) Mode: CONC Corr. Factor: 1.000000
User: analyst Custom ID1: Custom ID2: Custom ID3:
Comment:

Elem	Ag3280	Al3082	As1890	B_1826	Ba4554	Be3130	Ca3179	Cd2288
IS Ref	(Y_3600)	(Y_3710)	(Y_2243)	(Y_2243)	(Y_3710)	(Y_3710)	(Y_3710)	(Y_2243)
Units	ppb	ppb	ppb	ppb	ppb	ppb	ppb	ppb
Avg	999.51	24753.	492.20	5065.0	1947.6	1982.4	50347.	496.3
Stddev	1.50	106.	3.33	31.9	3.5	4.0	176.	3.5
%RSD	.14987	.42713	.67596	.62946	.18022	.20134	.34864	.7077
Check ?	Chk Pass	Chk Pass	Chk Pass	Chk Pass	Chk Pass	Chk Pass	Chk Pass	Chk Pass
Value								
Range								

Elem	Co2286	Cr2677	Cu3273	Fe2599	K_7664	Li6707	Mg2790	Mn2576
IS Ref	(In2306)	(Y_3600)	(Y_3600)	(Y_3710)	(Y_3710)	(Y_3710)	(Y_3710)	(Y_3600)
Units	ppb	ppb	ppb	ppb	ppb	ppb	ppb	ppb
Avg	1985.5	1940.6	1942.8	24994.	48984.	5033.9	49007.	1936.5
Stddev	9.4	3.0	1.5	61.	159.	9.5	126.	5.1
%RSD	.47542	.15234	.07496	.24301	.32390	.18798	.25699	.26358
Check ?	Chk Pass	Chk Pass	Chk Pass	Chk Pass	Chk Pass	Chk Pass	Chk Pass	Chk Pass
Value								
Range								

Elem	Mo2020	Na5895	Ni2316	Pb2203	Sb2175	Se1960	Sn1899	Ti3372
IS Ref	(Y_2243)	(Y_3710)	(In2306)	(Y_2243)	(Y_2243)	(Y_2243)	(In2306)	(Y_3600)
Units	ppb	ppb	ppb	ppb	ppb	ppb	ppb	ppb
Avg	1990.5	49489.	1999.3	483.32	501.8	501.59	5109.7	4993.2
Stddev	14.9	111.	7.7	3.02	5.7	2.34	23.2	15.0
%RSD	.74696	.22443	.38479	.62393	1.136	.46679	.45334	.30087
Check ?	Chk Pass	Chk Pass	Chk Pass	Chk Pass	Chk Pass	Chk Pass	Chk Pass	Chk Pass
Value								
Range								

PDF created with pdfFactory Pro trial version www.pdffactory.com

Sample Name: CCV-2632473 Acquired: 7/27/2016 9:52:11 Type: QC
Method: ICP I9 Method 200.7-6010(v138) Mode: CONC Corr. Factor: 1.000000
User: analyst Custom ID1: Custom ID2: Custom ID3:
Comment:

Elem	Tl1908	V_2908	Zn2062	Si2516	Sr3464
IS Ref	(In2306)	(Y_3710)	(In2306)	(Y_3710)	(Y_3710)
Units	ppb	ppb	ppb	ppb	ppb
Avg	996.85	1984.9	2044.2	5201.2	4945.5
Stddev	5.73	11.8	8.3	31.1	10.6
%RSD	.57454	.59211	.40401	.59839	.21343
Check ?	Chk Pass	Chk Pass	Chk Pass	Chk Pass	Chk Pass
Value					
Range					

Int. Std.	In2306	Y_2243	Y_3600	Y_3710
Units	Cts/S	Cts/S	Cts/S	Cts/S
Avg	5268.7	4263.9	60107.	8403.8
Stddev	4.8	9.4	116.	47.8
%RSD	.09190	.21983	.19328	.56857

PDF created with pdfFactory Pro trial version www.pdffactory.com

Sample Name: CCB Acquired: 7/27/2016 9:56:03 Type: QC
Method: ICP I9 Method 200.7-6010(v138) Mode: CONC Corr. Factor: 1.000000
User: analyst Custom ID1: Custom ID2: Custom ID3:
Comment:

Elem	Ag3280	Al3082	As1890	B_1826	Ba4554	Be3130	Ca3179	Cd2288
IS Ref	(Y_3600)	(Y_3710)	(Y_2243)	(Y_2243)	(Y_3710)	(Y_3710)	(Y_3710)	(Y_2243)
Units	ppb	ppb	ppb	ppb	ppb	ppb	ppb	ppb
Avg	-.45228	12.779	.09546	6.2870	.22044	.09301	4.2607	-.1162
Stddev	.07299	22.428	3.9008	.3798	.09465	.07613	4.5256	.1600
%RSD	16.139	175.51	4086.2	6.0405	42.937	81.845	106.22	137.6
Check ?	Chk Pass	Chk Pass	Chk Pass	Chk Pass	Chk Pass	Chk Pass	Chk Pass	Chk Pass
High Limit								
Low Limit								

Elem	Co2286	Cr2677	Cu3273	Fe2599	K_7664	Li6707	Mg2790	Mn2576
IS Ref	(In2306)	(Y_3600)	(Y_3600)	(Y_3710)	(Y_3710)	(Y_3710)	(Y_3710)	(Y_3600)
Units	ppb	ppb	ppb	ppb	ppb	ppb	ppb	ppb
Avg	.25230	-.11364	-.63711	3.9297	22.243	.61129	3.5859	.01436
Stddev	.17387	.08597	.72911	.7911	25.194	.38264	8.8441	.03585
%RSD	68.915	75.654	114.44	20.132	113.27	62.596	246.64	249.64
Check ?	Chk Pass	Chk Pass	Chk Pass	Chk Pass	Chk Pass	Chk Pass	Chk Pass	Chk Pass
High Limit								
Low Limit								

Elem	Mo2020	Na5895	Ni2316	Pb2203	Sb2175	Se1960	Sn1899	Ti3372
IS Ref	(Y_2243)	(Y_3710)	(In2306)	(Y_2243)	(Y_2243)	(Y_2243)	(In2306)	(Y_3600)
Units	ppb	ppb	ppb	ppb	ppb	ppb	ppb	ppb
Avg	3.9755	-7.1535	.00195	.56539	1.736	.81105	.66507	2.4648
Stddev	.3156	11.588	.51136	.81409	1.779	2.8775	.34644	.1918
%RSD	7.9378	161.99	26266.	143.99	102.5	354.79	52.091	7.7809
Check ?	Chk Pass	Chk Pass	Chk Pass	Chk Pass	Chk Pass	Chk Pass	Chk Pass	Chk Pass
High Limit								
Low Limit								

PDF created with pdfFactory Pro trial version www.pdffactory.com

Sample Name: CCB Acquired: 7/27/2016 9:56:03 Type: QC
Method: ICP I9 Method 200.7-6010(v138) Mode: CONC Corr. Factor: 1.000000
User: analyst Custom ID1: Custom ID2: Custom ID3:
Comment:

Elem	Tl1908	V_2908	Zn2062	Si2516	Sr3464
IS Ref	(In2306)	(Y_3710)	(In2306)	(Y_3710)	(Y_3710)
Units	ppb	ppb	ppb	ppb	ppb
Avg	-.66584	-1.1797	-.25570	-6.1977	1.2052
Stddev	.35105	2.4220	.02454	4.2777	2.1950
%RSD	52.723	205.30	9.5963	69.020	182.12
Check ?	Chk Pass	Chk Pass	Chk Pass	Chk Pass	Chk Pass
High Limit					
Low Limit					

Int. Std.	In2306	Y_2243	Y_3600	Y_3710
Units	Cts/S	Cts/S	Cts/S	Cts/S
Avg	5976.0	4455.6	63760.	8465.6
Stddev	7.0	6.9	223.	37.1
%RSD	.11647	.15387	.34900	.43810

PDF created with pdfFactory Pro trial version www.pdffactory.com

Sample Name: CRI-2593004 Acquired: 7/27/2016 10:01:27 Type: QC
Method: ICP I9 Method 200.7-6010(v138) Mode: CONC Corr. Factor: 1.000000
User: analyst Custom ID1: Custom ID2: Custom ID3:
Comment:

Elem	Ag3280	Al3082	As1890	B_1826	Ba4554	Be3130	Ca3179	Cd2288
IS Ref	(Y_3600)	(Y_3710)	(Y_2243)	(Y_2243)	(Y_3710)	(Y_3710)	(Y_3710)	(Y_2243)
Units	ppb	ppb	ppb	ppb	ppb	ppb	ppb	ppb
Avg	9.5429	207.29	15.077	204.58	196.35	5.0233	5105.3	4.989
Stddev	.2149	13.77	1.064	1.07	.80	.0653	18.5	.232
%RSD	2.2518	6.6436	7.0601	.52465	.40548	1.3008	.36248	4.653
Check ?	Chk Pass	Chk Pass	Chk Pass	Chk Pass	Chk Pass	Chk Pass	Chk Pass	Chk Pass
Value								
Range								

Elem	Co2286	Cr2677	Cu3273	Fe2599	K_7664	Li6707	Mg2790	Mn2576
IS Ref	(In2306)	(Y_3600)	(Y_3600)	(Y_3710)	(Y_3710)	(Y_3710)	(Y_3710)	(Y_3600)
Units	ppb	ppb	ppb	ppb	ppb	ppb	ppb	ppb
Avg	9.8120	10.208	20.298	206.87	4854.7	51.483	5111.1	15.358
Stddev	.2946	.256	.771	.93	11.7	.803	3.8	.022
%RSD	3.0020	2.5040	3.7981	.45133	.24069	1.5604	.07438	.14586
Check ?	Chk Pass	Chk Pass	Chk Pass	Chk Pass	Chk Pass	Chk Pass	Chk Pass	Chk Pass
Value								
Range								

Elem	Mo2020	Na5895	Ni2316	Pb2203	Sb2175	Se1960	Sn1899	Ti3372
IS Ref	(Y_2243)	(Y_3710)	(In2306)	(Y_2243)	(Y_2243)	(Y_2243)	(In2306)	(Y_3600)
Units	ppb	ppb	ppb	ppb	ppb	ppb	ppb	ppb
Avg	40.900	4929.6	39.340	10.282	20.82	19.337	98.571	51.637
Stddev	.436	17.9	.579	.517	1.64	1.000	.857	.124
%RSD	1.0670	.36271	1.4723	5.0271	7.866	5.1707	.86931	.23916
Check ?	Chk Pass	Chk Pass	Chk Pass	Chk Pass	Chk Pass	Chk Pass	Chk Pass	Chk Pass
Value								
Range								

PDF created with pdfFactory Pro trial version www.pdffactory.com

Sample Name: CRI-2593004 Acquired: 7/27/2016 10:01:27 Type: QC
Method: ICP I9 Method 200.7-6010(v138) Mode: CONC Corr. Factor: 1.000000
User: analyst Custom ID1: Custom ID2: Custom ID3:
Comment:

Elem	Tl1908	V_2908	Zn2062	Si2516	Sr3464
IS Ref	(In2306)	(Y_3710)	(In2306)	(Y_3710)	(Y_3710)
Units	ppb	ppb	ppb	ppb	ppb
Avg	19.875	11.214	48.913	500.15	55.841
Stddev	.169	2.947	.284	3.43	1.614
%RSD	.84875	26.275	.57972	.68658	2.8898
Check ?	Chk Pass	Chk Pass	Chk Pass	Chk Pass	Chk Pass
Value					
Range					

Int. Std.	In2306	Y_2243	Y_3600	Y_3710
Units	Cts/S	Cts/S	Cts/S	Cts/S
Avg	5865.2	4430.5	63182.	8531.0
Stddev	7.1	4.1	269.	19.6
%RSD	.12173	.09287	.42645	.22958

PDF created with pdfFactory Pro trial version www.pdffactory.com

Sample Name: xmb 240-239647/1-a Acquired: 7/27/2016 10:05:34 Type: QC
Method: ICP I9 Method 200.7-6010(v138) Mode: CONC Corr. Factor: 1.000000
User: analyst Custom ID1: Custom ID2: Custom ID3:
Comment:

Elem	Ag3280	Al3082	As1890	B_1826	Ba4554	Be3130	Ca3179	Cd2288
IS Ref	(Y_3600)	(Y_3710)	(Y_2243)	(Y_2243)	(Y_3710)	(Y_3710)	(Y_3710)	(Y_2243)
Units	ppb	ppb	ppb	ppb	ppb	ppb	ppb	ppb
Avg	-.23647	6.6466	-.55907	3.9607	1.5463	-.00332	337.52	-.0074
Stddev	.37605	7.3605	.76308	.4651	.3266	.03201	.75	.0126
%RSD	159.03	110.74	136.49	11.743	21.123	964.82	.22275	169.3
Check ?	Chk Pass	Chk Pass	Chk Pass	Chk Pass	Chk Pass	Chk Pass	Chk Pass	Chk Pass
High Limit								
Low Limit								

Elem	Co2286	Cr2677	Cu3273	Fe2599	K_7664	Li6707	Mg2790	Mn2576
IS Ref	(In2306)	(Y_3600)	(Y_3600)	(Y_3710)	(Y_3710)	(Y_3710)	(Y_3710)	(Y_3600)
Units	ppb	ppb	ppb	ppb	ppb	ppb	ppb	ppb
Avg	.20558	-.06374	1.9359	12.554	24.225	-.40042	125.58	.37315
Stddev	.01253	.17823	.4492	1.593	17.228	.26539	8.70	.00188
%RSD	6.0951	279.62	23.202	12.692	71.118	66.278	6.9302	.50284
Check ?	Chk Pass	Chk Pass	Chk Pass	Chk Pass	Chk Pass	Chk Pass	Chk Pass	Chk Pass
High Limit								
Low Limit								

Elem	Mo2020	Na5895	Ni2316	Pb2203	Sb2175	Se1960	Sn1899	Ti3372
IS Ref	(Y_2243)	(Y_3710)	(In2306)	(Y_2243)	(Y_2243)	(Y_2243)	(In2306)	(Y_3600)
Units	ppb	ppb	ppb	ppb	ppb	ppb	ppb	ppb
Avg	.17453	75.820	.76078	.38612	-.3801	.00494	-.40640	.42690
Stddev	.11308	11.008	.33193	1.3927	1.887	2.0864	.26052	.10994
%RSD	64.790	14.519	43.631	360.69	496.4	42213.	64.106	25.754
Check ?	Chk Pass	Chk Pass	Chk Pass	Chk Pass	Chk Pass	Chk Pass	Chk Pass	Chk Pass
High Limit								
Low Limit								

PDF created with pdfFactory Pro trial version www.pdffactory.com

Sample Name: xmb 240-239647/1-a Acquired: 7/27/2016 10:05:34 Type: QC
Method: ICP I9 Method 200.7-6010(v138) Mode: CONC Corr. Factor: 1.000000
User: analyst Custom ID1: Custom ID2: Custom ID3:
Comment:

Elem	Tl1908	V_2908	Zn2062	Si2516	Sr3464
IS Ref	(In2306)	(Y_3710)	(In2306)	(Y_3710)	(Y_3710)
Units	ppb	ppb	ppb	ppb	ppb
Avg	.25889	-.95152	3.4417	120.43	2.9154
Stddev	1.0712	2.1656	.1081	7.89	2.7961
%RSD	413.75	227.59	3.1403	6.5545	95.908
Check ?	Chk Pass	Chk Pass	Chk Pass	Chk Pass	Chk Pass
High Limit					
Low Limit					

Int. Std.	In2306	Y_2243	Y_3600	Y_3710
Units	Cts/S	Cts/S	Cts/S	Cts/S
Avg	6047.2	4509.7	64951.	8619.2
Stddev	9.0	4.1	16.	42.4
%RSD	.14937	.09011	.02470	.49187

PDF created with pdfFactory Pro trial version www.pdffactory.com

Sample Name: xlcs 240-239647/2-a Acquired: 7/27/2016 10:09:46 Type: QC
Method: ICP I9 Method 200.7-6010(v138) Mode: CONC Corr. Factor: 1.000000
User: analyst Custom ID1: Custom ID2: Custom ID3:
Comment:

Elem	Ag3280	Al3082	As1890	B_1826	Ba4554	Be3130	Ca3179
IS Ref	(Y_3600)	(Y_3710)	(Y_2243)	(Y_2243)	(Y_3710)	(Y_3710)	(Y_3710)
Units	ppb	ppb	ppb	ppb	ppb	ppb	ppb
Avg	50.483	2038.2	2071.0	1046.0	1940.3	50.922	50348.
Stddev	.341	16.0	5.8	2.1	1.0	.074	165.
%RSD	.67501	.78455	.27827	.20552	.05047	.14504	.32676
Check ?	Chk Pass	Chk Pass	Chk Pass	Chk Pass	Chk Pass	Chk Pass	Chk Pass
Value							
Range							

Elem	Cd2288	Co2286	Cr2677	Cu3273	Fe2599	K_7664	Li6707
IS Ref	(Y_2243)	(In2306)	(Y_3600)	(Y_3600)	(Y_3710)	(Y_3710)	(Y_3710)
Units	ppb	ppb	ppb	ppb	ppb	ppb	ppb
Avg	50.99	493.81	198.13	250.89	1016.3	49266.	1006.3
Stddev	.34	1.22	.61	1.28	2.1	122.	1.8
%RSD	.6580	.24674	.30836	.51021	.20555	.24809	.18336
Check ?	Chk Pass	Chk Pass	Chk Pass	Chk Pass	Chk Pass	Chk Pass	Chk Pass
Value							
Range							

Elem	Mg2790	Mn2576	Mo2020	Na5895	Ni2316	Pb2203	Sb2175
IS Ref	(Y_3710)	(Y_3600)	(Y_2243)	(Y_3710)	(In2306)	(Y_2243)	(Y_2243)
Units	ppb	ppb	ppb	ppb	ppb	ppb	ppb
Avg	49551.	489.48	982.29	49790.	506.78	492.01	512.0
Stddev	77.	.62	5.18	92.	.84	3.95	4.7
%RSD	.15471	.12676	.52699	.18506	.16646	.80203	.9229
Check ?	Chk Pass	Chk Pass	Chk Pass	Chk Pass	Chk Pass	Chk Pass	Chk Pass
Value							
Range							

PDF created with pdfFactory Pro trial version www.pdffactory.com

Sample Name: xlcs 240-239647/2-a Acquired: 7/27/2016 10:09:46 Type: QC
Method: ICP I9 Method 200.7-6010(v138) Mode: CONC Corr. Factor: 1.000000
User: analyst Custom ID1: Custom ID2: Custom ID3:
Comment:

Elem	Se1960	Sn1899	Ti3372	Tl1908	V_2908	Zn2062	Si2516
IS Ref	(Y_2243)	(In2306)	(Y_3600)	(In2306)	(Y_3710)	(In2306)	(Y_3710)
Units	ppb	ppb	ppb	ppb	ppb	ppb	ppb
Avg	2110.4	2018.5	1002.8	1966.2	510.99	518.71	F 1217.5
Stddev	10.1	6.9	1.5	8.8	3.79	.68	15.9
%RSD	.47714	.34264	.14894	.44700	.74262	.13178	1.3050
Check ?	Chk Pass	Chk Pass	Chk Pass	Chk Pass	Chk Pass	Chk Pass	Chk Fail
Value							1000.0
Range							15.500%

Elem	Sr3464
IS Ref	(Y_3710)
Units	ppb
Avg	1000.7
Stddev	7.5
%RSD	.75121
Check ?	Chk Pass
Value	
Range	

Int. Std.	In2306	Y_2243	Y_3600	Y_3710
Units	Cts/S	Cts/S	Cts/S	Cts/S
Avg	5390.1	4280.8	60815.	8485.2
Stddev	8.0	7.5	258.	23.2
%RSD	.14875	.17617	.42380	.27304

PDF created with pdfFactory Pro trial version www.pdffactory.com

Sample Name: 240-67260-i-1-c Acquired: 7/27/2016 10:13:31 Type: Unk
Method: ICP I9 Method 200.7-6010(v138) Mode: CONC Corr. Factor: 1.000000
User: analyst Custom ID1: Custom ID2: Custom ID3:
Comment:

Elem	Ag3280	Al3082	As1890	B_1826	Ba4554	Be3130
IS Ref	(Y_3600)	(Y_3710)	(Y_2243)	(Y_2243)	(Y_3710)	(Y_3710)
Units	ppb	ppb	ppb	ppb	ppb	ppb
Avg	-1.1883	98.911	21.300	47.854	15.620	.09210
Stddev	.3865	3.615	.442	.784	.172	.04200
%RSD	32.528	3.6553	2.0764	1.6377	1.0980	45.605
Check ?	Chk Pass	Chk Pass	Chk Pass	Chk Pass	Chk Pass	Chk Pass
High Limit						
Low Limit						

Elem	Ca3179	Cd2288	Co2286	Cr2677	Cu3273	Fe2599
IS Ref	(Y_3710)	(Y_2243)	(In2306)	(Y_3600)	(Y_3600)	(Y_3710)
Units	ppb	ppb	ppb	ppb	ppb	ppb
Avg	3531.2	-.0877	1.6308	22.733	22.777	3410.5
Stddev	15.3	.0530	.2059	.405	.183	10.5
%RSD	.43254	60.41	12.628	1.7813	.80173	.30709
Check ?	Chk Pass	Chk Pass	Chk Pass	Chk Pass	Chk Pass	Chk Pass
High Limit						
Low Limit						

Elem	K_7664	Li6707	Mg2790	Mn2576	Mo2020	Na5895
IS Ref	(Y_3710)	(Y_3710)	(Y_3710)	(Y_3600)	(Y_2243)	(Y_3710)
Units	ppb	ppb	ppb	ppb	ppb	ppb
Avg	8520.8	136.60	1076.5	43.168	6.5043	F 2495100.
Stddev	931.1	4.14	15.8	.168	.3383	228770.
%RSD	10.928	3.0289	1.4710	.38817	5.2007	9.1689
Check ?	Chk Pass	Chk Pass	Chk Pass	Chk Pass	Chk Pass	Chk Fail
High Limit						500000.
Low Limit						-500000.

PDF created with pdfFactory Pro trial version www.pdffactory.com

Sample Name: 240-67260-i-1-c Acquired: 7/27/2016 10:13:31 Type: Unk
Method: ICP I9 Method 200.7-6010(v138) Mode: CONC Corr. Factor: 1.000000
User: analyst Custom ID1: Custom ID2: Custom ID3:
Comment:

Elem	Ni2316	Pb2203	Sb2175	Se1960	Sn1899	Ti3372
IS Ref	(In2306)	(Y_2243)	(Y_2243)	(Y_2243)	(In2306)	(Y_3600)
Units	ppb	ppb	ppb	ppb	ppb	ppb
Avg	34.503	1.7736	-1.753	31.191	9.1760	7.7188
Stddev	.534	1.8678	.941	1.873	.6038	.1504
%RSD	1.5468	105.31	53.67	6.0056	6.5802	1.9488
Check ?	Chk Pass	Chk Pass	Chk Pass	Chk Pass	Chk Pass	Chk Pass
High Limit						
Low Limit						

Elem	Tl1908	V_2908	Zn2062	Si2516	Sr3464
IS Ref	(In2306)	(Y_3710)	(In2306)	(Y_3710)	(Y_3710)
Units	ppb	ppb	ppb	ppb	ppb
Avg	-18.945	1.0546	28.859	2364.1	35.512
Stddev	1.516	.6568	.599	9.2	3.736
%RSD	8.0005	62.280	2.0773	.38915	10.522
Check ?	Chk Pass	Chk Pass	Chk Pass	Chk Pass	Chk Pass
High Limit					
Low Limit					

Int. Std.	In2306	Y_2243	Y_3600	Y_3710
Units	Cts/S	Cts/S	Cts/S	Cts/S
Avg	3774.1	3362.3	44733.	7815.2
Stddev	5.9	7.0	111.	16.6
%RSD	.15755	.20962	.24758	.21276
Check ?	Chk Pass	Chk Pass	Chk Pass	Chk Pass
Value	64.590%	77.362%	71.162%	90.590%
Range				

PDF created with pdfFactory Pro trial version www.pdffactory.com

Sample Name: lb 240-239797/1-b Acquired: 7/27/2016 10:17:49 Type: QC
Method: ICP I9 Method 200.7-6010(v138) Mode: CONC Corr. Factor: 1.000000
User: analyst Custom ID1: Custom ID2: Custom ID3:
Comment:

Elem	Ag3280	Al3082	As1890	B_1826	Ba4554	Be3130	Ca3179
IS Ref	(Y_3600)	(Y_3710)	(Y_2243)	(Y_2243)	(Y_3710)	(Y_3710)	(Y_3710)
Units	ppb	ppb	ppb	ppb	ppb	ppb	ppb
Avg	-.57963	19.799	-.68090	3.2756	1.2013	-.09437	248.75
Stddev	.28926	15.806	.71550	.2999	.0471	.02591	2.26
%RSD	49.904	79.834	105.08	9.1540	3.9232	27.453	.91037
Check ?	Chk Pass	Chk Pass	Chk Pass	Chk Pass	Chk Pass	Chk Pass	None
High Limit							
Low Limit							

Elem	Cd2288	Co2286	Cr2677	Cu3273	Fe2599	K_7664	Li6707
IS Ref	(Y_2243)	(In2306)	(Y_3600)	(Y_3600)	(Y_3710)	(Y_3710)	(Y_3710)
Units	ppb	ppb	ppb	ppb	ppb	ppb	ppb
Avg	.1452	-.13442	.60679	F 5.3881	11.797	320.26	7.6747
Stddev	.1452	.39221	.08041	.3658	2.639	32.25	1.1883
%RSD	100.0	291.79	13.251	6.7885	22.372	10.069	15.483
Check ?	Chk Pass	Chk Pass	Chk Pass	Chk Fail	Chk Pass	None	Chk Pass
High Limit				5.0000			
Low Limit				-1000.0			

Elem	Mg2790	Mn2576	Mo2020	Na5895	Ni2316	Pb2203	Sb2175
IS Ref	(Y_3710)	(Y_3600)	(Y_2243)	(Y_3710)	(In2306)	(Y_2243)	(Y_2243)
Units	ppb	ppb	ppb	ppb	ppb	ppb	ppb
Avg	71.233	1.3419	1.0143	15828.	.95691	.12165	-.2421
Stddev	16.020	.0215	.1413	175.	.45259	.99523	2.504
%RSD	22.489	1.6016	13.928	1.1025	47.297	818.09	1034.
Check ?	None	Chk Pass	Chk Pass	None	Chk Pass	Chk Pass	Chk Pass
High Limit							
Low Limit							

PDF created with pdfFactory Pro trial version www.pdffactory.com

Sample Name: lb 240-239797/1-b Acquired: 7/27/2016 10:17:49 Type: QC
Method: ICP I9 Method 200.7-6010(v138) Mode: CONC Corr. Factor: 1.000000
User: analyst Custom ID1: Custom ID2: Custom ID3:
Comment:

Elem	Se1960	Sn1899	Ti3372	Tl1908	V_2908	Zn2062	Si2516
IS Ref	(Y_2243)	(In2306)	(Y_3600)	(In2306)	(Y_3710)	(In2306)	(Y_3710)
Units	ppb	ppb	ppb	ppb	ppb	ppb	ppb
Avg	1.9444	28.249	.48842	-.46175	-3.7806	4.4108	76.133
Stddev	.6461	.394	.03268	.91298	2.7961	.0186	7.773
%RSD	33.228	1.3955	6.6918	197.72	73.959	.42223	10.210
Check ?	Chk Pass	Chk Pass	Chk Pass	Chk Pass	Chk Pass	Chk Pass	Chk Pass
High Limit							
Low Limit							

Elem	Sr3464
IS Ref	(Y_3710)
Units	ppb
Avg	1.6665
Stddev	5.6831
%RSD	341.02
Check ?	Chk Pass
High Limit	
Low Limit	

Int. Std.	In2306	Y_2243	Y_3600	Y_3710
Units	Cts/S	Cts/S	Cts/S	Cts/S
Avg	5768.7	4358.5	62457.	8341.3
Stddev	2.8	.7	109.	20.2
%RSD	.04799	.01554	.17444	.24170

PDF created with pdfFactory Pro trial version www.pdffactory.com

Sample Name: mb 240-239872/2-a Acquired: 7/27/2016 10:22:00 Type: QC
Method: ICP I9 Method 200.7-6010(v138) Mode: CONC Corr. Factor: 1.000000
User: analyst Custom ID1: Custom ID2: Custom ID3:
Comment:

Elem	Ag3280	Al3082	As1890	B_1826	Ba4554	Be3130	Ca3179	Cd2288
IS Ref	(Y_3600)	(Y_3710)	(Y_2243)	(Y_2243)	(Y_3710)	(Y_3710)	(Y_3710)	(Y_2243)
Units	ppb	ppb	ppb	ppb	ppb	ppb	ppb	ppb
Avg	-.16721	-4.2376	-1.7540	2.5570	1.6232	-.02670	262.72	.0510
Stddev	.22557	31.334	1.0847	.2786	.1677	.02901	3.56	.1351
%RSD	134.91	739.41	61.842	10.896	10.334	108.64	1.3532	265.1
Check ?	Chk Pass	Chk Pass	Chk Pass	Chk Pass	Chk Pass	Chk Pass	None	Chk Pass
High Limit								
Low Limit								

Elem	Co2286	Cr2677	Cu3273	Fe2599	K_7664	Li6707	Mg2790	Mn2576
IS Ref	(In2306)	(Y_3600)	(Y_3600)	(Y_3710)	(Y_3710)	(Y_3710)	(Y_3710)	(Y_3600)
Units	ppb	ppb	ppb	ppb	ppb	ppb	ppb	ppb
Avg	.15452	.62290	3.4863	11.436	145.44	4.4754	99.281	1.0546
Stddev	.14243	.17492	.7718	.128	41.85	.5514	9.355	.0301
%RSD	92.175	28.082	22.139	1.1176	28.776	12.320	9.4226	2.8532
Check ?	Chk Pass	Chk Pass	Chk Pass	Chk Pass	None	Chk Pass	None	Chk Pass
High Limit								
Low Limit								

Elem	Mo2020	Na5895	Ni2316	Pb2203	Sb2175	Se1960	Sn1899	Ti3372
IS Ref	(Y_2243)	(Y_3710)	(In2306)	(Y_2243)	(Y_2243)	(Y_2243)	(In2306)	(Y_3600)
Units	ppb	ppb	ppb	ppb	ppb	ppb	ppb	ppb
Avg	.22572	953.18	.79673	.45248	-.2044	-.26079	28.400	.18814
Stddev	.16542	24.95	.37754	.60333	.5619	1.7192	.788	.14113
%RSD	73.287	2.6173	47.387	133.34	274.9	659.21	2.7764	75.010
Check ?	Chk Pass	None	Chk Pass	Chk Pass	Chk Pass	Chk Pass	Chk Pass	Chk Pass
High Limit								
Low Limit								

PDF created with pdfFactory Pro trial version www.pdffactory.com

Sample Name: mb 240-239872/2-a Acquired: 7/27/2016 10:22:00 Type: QC
Method: ICP I9 Method 200.7-6010(v138) Mode: CONC Corr. Factor: 1.000000
User: analyst Custom ID1: Custom ID2: Custom ID3:
Comment:

Elem	Tl1908	V_2908	Zn2062	Si2516	Sr3464
IS Ref	(In2306)	(Y_3710)	(In2306)	(Y_3710)	(Y_3710)
Units	ppb	ppb	ppb	ppb	ppb
Avg	-.15648	-3.1936	3.9650	65.837	1.2897
Stddev	.90280	3.0287	.1315	4.357	3.0941
%RSD	576.92	94.835	3.3162	6.6183	239.91
Check ?	Chk Pass	Chk Pass	Chk Pass	Chk Pass	Chk Pass
High Limit					
Low Limit					

Int. Std.	In2306	Y_2243	Y_3600	Y_3710
Units	Cts/S	Cts/S	Cts/S	Cts/S
Avg	5884.0	4418.3	63597.	8357.3
Stddev	9.8	9.7	73.	23.5
%RSD	.16620	.22045	.11546	.28144

PDF created with pdfFactory Pro trial version www.pdffactory.com

Sample Name: lcs 240-239872/3-a Acquired: 7/27/2016 10:26:12 Type: QC
Method: ICP I9 Method 200.7-6010(v138) Mode: CONC Corr. Factor: 1.000000
User: analyst Custom ID1: Custom ID2: Custom ID3:
Comment:

Elem	Ag3280	Al3082	As1890	B_1826	Ba4554	Be3130	Ca3179	Cd2288
IS Ref	(Y_3600)	(Y_3710)	(Y_2243)	(Y_2243)	(Y_3710)	(Y_3710)	(Y_3710)	(Y_2243)
Units	ppb	ppb	ppb	ppb	ppb	ppb	ppb	ppb
Avg	45.826	1943.7	1838.6	925.45	1870.0	47.869	360.93	45.82
Stddev	.560	20.2	9.3	2.65	3.2	.120	2.34	.40
%RSD	1.2231	1.0375	.50463	.28673	.17020	.24970	.64733	.8628
Check ?	Chk Pass	Chk Pass	Chk Pass	Chk Pass	Chk Pass	Chk Pass	None	Chk Pass
Value								
Range								

Elem	Co2286	Cr2677	Cu3273	Fe2599	K_7664	Li6707	Mg2790	Mn2576
IS Ref	(In2306)	(Y_3600)	(Y_3600)	(Y_3710)	(Y_3710)	(Y_3710)	(Y_3710)	(Y_3600)
Units	ppb	ppb	ppb	ppb	ppb	ppb	ppb	ppb
Avg	458.33	188.38	241.04	988.62	117.20	929.84	79.829	472.31
Stddev	.75	.71	.48	5.91	22.02	5.70	1.664	1.37
%RSD	.16296	.37735	.20020	.59810	18.789	.61253	2.0842	.29065
Check ?	Chk Pass	Chk Pass	Chk Pass	Chk Pass	None	Chk Pass	None	Chk Pass
Value								
Range								

Elem	Mo2020	Na5895	Ni2316	Pb2203	Sb2175	Se1960	Sn1899	Ti3372
IS Ref	(Y_2243)	(Y_3710)	(In2306)	(Y_2243)	(Y_2243)	(Y_2243)	(In2306)	(Y_3600)
Units	ppb	ppb	ppb	ppb	ppb	ppb	ppb	ppb
Avg	929.99	570.69	469.30	471.00	461.1	1824.2	1854.1	947.10
Stddev	4.46	4.59	1.42	2.40	2.7	7.5	6.7	1.95
%RSD	.48004	.80387	.30192	.50873	.5879	.41263	.36049	.20590
Check ?	Chk Pass	None	Chk Pass	Chk Pass	Chk Pass	Chk Pass	Chk Pass	Chk Pass
Value								
Range								

PDF created with pdfFactory Pro trial version www.pdffactory.com

Sample Name: lcs 240-239872/3-a Acquired: 7/27/2016 10:26:12 Type: QC
Method: ICP I9 Method 200.7-6010(v138) Mode: CONC Corr. Factor: 1.000000
User: analyst Custom ID1: Custom ID2: Custom ID3:
Comment:

Elem	Tl1908	V_2908	Zn2062	Si2516	Sr3464
IS Ref	(In2306)	(Y_3710)	(In2306)	(Y_3710)	(Y_3710)
Units	ppb	ppb	ppb	ppb	ppb
Avg	1809.8	479.69	467.79	1088.1	968.93
Stddev	9.9	5.35	1.42	20.6	7.26
%RSD	.54518	1.1151	.30267	1.8950	.74976
Check ?	Chk Pass	Chk Pass	Chk Pass	Chk Pass	Chk Pass
Value					
Range					

Int. Std.	In2306	Y_2243	Y_3600	Y_3710
Units	Cts/S	Cts/S	Cts/S	Cts/S
Avg	5765.3	4376.0	62685.	8294.4
Stddev	7.5	8.9	117.	41.8
%RSD	.13053	.20346	.18609	.50363

PDF created with pdfFactory Pro trial version www.pdffactory.com

Sample Name: 240-67252-a-1-i Acquired: 7/27/2016 10:29:58 Type: Unk
Method: ICP I9 Method 200.7-6010(v138) Mode: CONC Corr. Factor: 1.000000
User: analyst Custom ID1: Custom ID2: Custom ID3:
Comment:

Elem	Ag3280	Al3082	As1890	B_1826	Ba4554	Be3130	Ca3179	Cd2288
IS Ref	(Y_3600)	(Y_3710)	(Y_2243)	(Y_2243)	(Y_3710)	(Y_3710)	(Y_3710)	(Y_2243)
Units	ppb	ppb	ppb	ppb	ppb	ppb	ppb	ppb
Avg	-.07638	33.647	2.7298	4.7320	19.415	-.00698	5828.2	37.53
Stddev	.22519	4.330	.5182	.6806	.156	.08997	25.2	.42
%RSD	294.84	12.870	18.982	14.382	.80477	1288.3	.43261	1.111
Check ?	Chk Pass	Chk Pass	Chk Pass	Chk Pass	Chk Pass	Chk Pass	Chk Pass	Chk Pass
High Limit								
Low Limit								

Elem	Co2286	Cr2677	Cu3273	Fe2599	K_7664	Li6707	Mg2790	Mn2576
IS Ref	(In2306)	(Y_3600)	(Y_3600)	(Y_3710)	(Y_3710)	(Y_3710)	(Y_3710)	(Y_3600)
Units	ppb	ppb	ppb	ppb	ppb	ppb	ppb	ppb
Avg	2.4905	14.275	182.33	6676.6	201.58	4.6106	220.27	1462.6
Stddev	.2230	.229	1.64	30.1	29.45	1.0516	2.26	1.8
%RSD	8.9536	1.6038	.90189	.45035	14.610	22.808	1.0274	.12156
Check ?	Chk Pass	Chk Pass	Chk Pass	Chk Pass	Chk Pass	Chk Pass	Chk Pass	Chk Pass
High Limit								
Low Limit								

Elem	Mo2020	Na5895	Ni2316	Pb2203	Sb2175	Se1960	Sn1899	Ti3372
IS Ref	(Y_2243)	(Y_3710)	(In2306)	(Y_2243)	(Y_2243)	(Y_2243)	(In2306)	(Y_3600)
Units	ppb	ppb	ppb	ppb	ppb	ppb	ppb	ppb
Avg	2.0759	1026.1	28.571	59.834	.4433	6.0784	31.908	2.3216
Stddev	.1682	14.6	.430	.345	.7548	.7838	.695	.0743
%RSD	8.1007	1.4203	1.5047	.57616	170.3	12.894	2.1788	3.2020
Check ?	Chk Pass	Chk Pass	Chk Pass	Chk Pass	Chk Pass	Chk Pass	Chk Pass	Chk Pass
High Limit								
Low Limit								

PDF created with pdfFactory Pro trial version www.pdffactory.com

Sample Name: 240-67252-a-1-i Acquired: 7/27/2016 10:29:58 Type: Unk
Method: ICP I9 Method 200.7-6010(v138) Mode: CONC Corr. Factor: 1.000000
User: analyst Custom ID1: Custom ID2: Custom ID3:
Comment:

Elem	Tl1908	V_2908	Zn2062	Si2516	Sr3464
IS Ref	(In2306)	(Y_3710)	(In2306)	(Y_3710)	(Y_3710)
Units	ppb	ppb	ppb	ppb	ppb
Avg	4.1886	-2.4195	1748.8	152.08	9.3567
Stddev	.3891	1.1961	17.7	6.17	1.2477
%RSD	9.2894	49.438	1.0132	4.0577	13.335
Check ?	Chk Pass	Chk Pass	Chk Pass	Chk Pass	Chk Pass
High Limit					
Low Limit					

Int. Std.	In2306	Y_2243	Y_3600	Y_3710
Units	Cts/S	Cts/S	Cts/S	Cts/S
Avg	5912.5	4409.1	63888.	8543.7
Stddev	11.2	8.1	26.	46.6
%RSD	.18904	.18474	.04034	.54485
Check ?	Chk Pass	Chk Pass	Chk Pass	Chk Pass
Value	101.19%	101.45%	101.63%	99.034%
Range				

PDF created with pdfFactory Pro trial version www.pdffactory.com

Sample Name: 240-67230-a-1-e Acquired: 7/27/2016 10:34:04 Type: Unk
Method: ICP I9 Method 200.7-6010(v138) Mode: CONC Corr. Factor: 1.000000
User: analyst Custom ID1: Custom ID2: Custom ID3:
Comment:

Elem	Ag3280	Al3082	As1890	B_1826	Ba4554	Be3130	Ca3179	Cd2288
IS Ref	(Y_3600)	(Y_3710)	(Y_2243)	(Y_2243)	(Y_3710)	(Y_3710)	(Y_3710)	(Y_2243)
Units	ppb	ppb	ppb	ppb	ppb	ppb	ppb	ppb
Avg	-.09602	23.142	-.54912	8.2925	2.0399	-.08094	280.81	.1588
Stddev	.14189	4.593	.76769	.4595	.1545	.02449	2.43	.0804
%RSD	147.78	19.849	139.80	5.5413	7.5742	30.258	.86685	50.62
Check ?	Chk Pass	Chk Pass	Chk Pass	Chk Pass	Chk Pass	Chk Pass	Chk Pass	Chk Pass
High Limit								
Low Limit								

Elem	Co2286	Cr2677	Cu3273	Fe2599	K_7664	Li6707	Mg2790	Mn2576
IS Ref	(In2306)	(Y_3600)	(Y_3600)	(Y_3710)	(Y_3710)	(Y_3710)	(Y_3710)	(Y_3600)
Units	ppb	ppb	ppb	ppb	ppb	ppb	ppb	ppb
Avg	.00689	.77301	3.9920	15.620	84.665	2.3561	73.115	1.0841
Stddev	.08795	.08268	.1141	1.287	16.619	1.2071	21.676	.0406
%RSD	1275.9	10.696	2.8582	8.2407	19.630	51.232	29.646	3.7467
Check ?	Chk Pass	Chk Pass	Chk Pass	Chk Pass	Chk Pass	Chk Pass	Chk Pass	Chk Pass
High Limit								
Low Limit								

Elem	Mo2020	Na5895	Ni2316	Pb2203	Sb2175	Se1960	Sn1899	Ti3372
IS Ref	(Y_2243)	(Y_3710)	(In2306)	(Y_2243)	(Y_2243)	(Y_2243)	(In2306)	(Y_3600)
Units	ppb	ppb	ppb	ppb	ppb	ppb	ppb	ppb
Avg	.19496	323.05	1.4772	.01076	-1.538	.76127	29.500	.36904
Stddev	.17532	1.46	.3336	.98699	.603	.15753	.443	.00553
%RSD	89.926	.45178	22.584	9172.5	39.20	20.694	1.5032	1.4982
Check ?	Chk Pass	Chk Pass	Chk Pass	Chk Pass	Chk Pass	Chk Pass	Chk Pass	Chk Pass
High Limit								
Low Limit								

PDF created with pdfFactory Pro trial version www.pdffactory.com

Sample Name: 240-67230-a-1-e Acquired: 7/27/2016 10:34:04 Type: Unk
Method: ICP I9 Method 200.7-6010(v138) Mode: CONC Corr. Factor: 1.000000
User: analyst Custom ID1: Custom ID2: Custom ID3:
Comment:

Elem	Tl1908	V_2908	Zn2062	Si2516	Sr3464
IS Ref	(In2306)	(Y_3710)	(In2306)	(Y_3710)	(Y_3710)
Units	ppb	ppb	ppb	ppb	ppb
Avg	-.84182	-.64749	9.7627	63.440	2.2640
Stddev	.66819	1.4850	.0306	5.918	6.7621
%RSD	79.374	229.35	.31291	9.3292	298.68
Check ?	Chk Pass	Chk Pass	Chk Pass	Chk Pass	Chk Pass
High Limit					
Low Limit					

Int. Std.	In2306	Y_2243	Y_3600	Y_3710
Units	Cts/S	Cts/S	Cts/S	Cts/S
Avg	5987.6	4449.2	64528.	8578.4
Stddev	10.5	6.8	56.	41.3
%RSD	.17475	.15355	.08622	.48120
Check ?	Chk Pass	Chk Pass	Chk Pass	Chk Pass
Value	102.47%	102.37%	102.65%	99.437%
Range				

PDF created with pdfFactory Pro trial version www.pdffactory.com

Sample Name: lb 240-239790/1-b Acquired: 7/27/2016 10:38:16 Type: QC
Method: ICP I9 Method 200.7-6010(v138) Mode: CONC Corr. Factor: 1.000000
User: analyst Custom ID1: Custom ID2: Custom ID3:
Comment:

Elem	Ag3280	Al3082	As1890	B_1826	Ba4554	Be3130
IS Ref	(Y_3600)	(Y_3710)	(Y_2243)	(Y_2243)	(Y_3710)	(Y_3710)
Units	ppb	ppb	ppb	ppb	ppb	ppb
Avg	-.69481	7.9851	4.2667	22.722	1.1870	-.06359
Stddev	.37580	15.123	2.0419	.129	.0479	.05973
%RSD	54.087	189.39	47.856	.56738	4.0353	93.930
Check ?	Chk Pass	Chk Pass	Chk Pass	Chk Pass	Chk Pass	Chk Pass
High Limit						
Low Limit						

Elem	Ca3179	Cd2288	Co2286	Cr2677	Cu3273	Fe2599
IS Ref	(Y_3710)	(Y_2243)	(In2306)	(Y_3600)	(Y_3600)	(Y_3710)
Units	ppb	ppb	ppb	ppb	ppb	ppb
Avg	80.663	.0488	.30320	.69241	3.7257	9.2820
Stddev	2.442	.1462	.06637	.20904	.5790	1.5967
%RSD	3.0268	299.4	21.890	30.190	15.542	17.202
Check ?	None	Chk Pass	Chk Pass	Chk Pass	Chk Pass	Chk Pass
High Limit						
Low Limit						

Elem	K_7664	Li6707	Mg2790	Mn2576	Mo2020	Na5895
IS Ref	(Y_3710)	(Y_3710)	(Y_3710)	(Y_3600)	(Y_2243)	(Y_3710)
Units	ppb	ppb	ppb	ppb	ppb	ppb
Avg	721.82	19.663	27.033	9.6962	.34709	1205000.
Stddev	86.47	.662	5.891	.0524	.29304	22902.
%RSD	11.979	3.3685	21.792	.54070	84.428	1.9007
Check ?	None	Chk Pass	None	Chk Pass	Chk Pass	None
High Limit						
Low Limit						

PDF created with pdfFactory Pro trial version www.pdffactory.com

Sample Name: lb 240-239790/1-b Acquired: 7/27/2016 10:38:16 Type: QC
Method: ICP I9 Method 200.7-6010(v138) Mode: CONC Corr. Factor: 1.000000
User: analyst Custom ID1: Custom ID2: Custom ID3:
Comment:

Elem	Ni2316	Pb2203	Sb2175	Se1960	Sn1899	Ti3372
IS Ref	(In2306)	(Y_2243)	(Y_2243)	(Y_2243)	(In2306)	(Y_3600)
Units	ppb	ppb	ppb	ppb	ppb	ppb
Avg	2.1672	1.1362	-2.889	1.5071	2.6576	.32770
Stddev	.1961	.8619	1.524	1.8749	.3363	.13782
%RSD	9.0497	75.860	52.75	124.41	12.653	42.057
Check ?	Chk Pass	Chk Pass	Chk Pass	Chk Pass	Chk Pass	Chk Pass
High Limit						
Low Limit						

Elem	Tl1908	V_2908	Zn2062	Si2516	Sr3464
IS Ref	(In2306)	(Y_3710)	(In2306)	(Y_3710)	(Y_3710)
Units	ppb	ppb	ppb	ppb	ppb
Avg	-1.4070	-1.0056	10.006	213.34	2.4177
Stddev	.5512	1.3426	.042	5.34	2.3026
%RSD	39.172	133.50	.41649	2.5008	95.241
Check ?	Chk Pass	Chk Pass	Chk Pass	Chk Pass	Chk Pass
High Limit					
Low Limit					

Int. Std.	In2306	Y_2243	Y_3600	Y_3710
Units	Cts/S	Cts/S	Cts/S	Cts/S
Avg	4738.7	3983.3	54307.	8273.7
Stddev	4.9	3.3	73.	13.9
%RSD	.10417	.08163	.13350	.16767

PDF created with pdfFactory Pro trial version www.pdffactory.com

Sample Name: CCV-2632473 Acquired: 7/27/2016 10:42:39 Type: QC
Method: ICP I9 Method 200.7-6010(v138) Mode: CONC Corr. Factor: 1.000000
User: analyst Custom ID1: Custom ID2: Custom ID3:
Comment:

Elem	Ag3280	Al3082	As1890	B_1826	Ba4554	Be3130	Ca3179	Cd2288
IS Ref	(Y_3600)	(Y_3710)	(Y_2243)	(Y_2243)	(Y_3710)	(Y_3710)	(Y_3710)	(Y_2243)
Units	ppb	ppb	ppb	ppb	ppb	ppb	ppb	ppb
Avg	1003.4	24898.	492.74	5078.3	1952.5	2005.0	51360.	497.5
Stddev	.3	46.	4.13	20.7	3.4	1.7	125.	2.3
%RSD	.02985	.18488	.83914	.40772	.17389	.08452	.24387	.4538
Check ?	Chk Pass	Chk Pass	Chk Pass	Chk Pass	Chk Pass	Chk Pass	Chk Pass	Chk Pass
Value								
Range								

Elem	Co2286	Cr2677	Cu3273	Fe2599	K_7664	Li6707	Mg2790	Mn2576
IS Ref	(In2306)	(Y_3600)	(Y_3600)	(Y_3710)	(Y_3710)	(Y_3710)	(Y_3710)	(Y_3600)
Units	ppb	ppb	ppb	ppb	ppb	ppb	ppb	ppb
Avg	1981.7	1932.1	1941.7	24927.	49742.	5048.6	49293.	1907.7
Stddev	11.5	3.4	.2	27.	78.	9.9	60.	3.2
%RSD	.57961	.17363	.00968	.10755	.15721	.19541	.12099	.16772
Check ?	Chk Pass	Chk Pass	Chk Pass	Chk Pass	Chk Pass	Chk Pass	Chk Pass	Chk Pass
Value								
Range								

Elem	Mo2020	Na5895	Ni2316	Pb2203	Sb2175	Se1960	Sn1899	Ti3372
IS Ref	(Y_2243)	(Y_3710)	(In2306)	(Y_2243)	(Y_2243)	(Y_2243)	(In2306)	(Y_3600)
Units	ppb	ppb	ppb	ppb	ppb	ppb	ppb	ppb
Avg	1977.7	49417.	1995.0	483.49	503.3	502.65	5097.9	4953.0
Stddev	10.6	57.	10.7	3.05	5.4	2.65	29.6	14.8
%RSD	.53730	.11581	.53867	.63164	1.074	.52656	.58099	.29850
Check ?	Chk Pass	Chk Pass	Chk Pass	Chk Pass	Chk Pass	Chk Pass	Chk Pass	Chk Pass
Value								
Range								

PDF created with pdfFactory Pro trial version www.pdffactory.com

Sample Name: CCV-2632473 Acquired: 7/27/2016 10:42:39 Type: QC
Method: ICP I9 Method 200.7-6010(v138) Mode: CONC Corr. Factor: 1.000000
User: analyst Custom ID1: Custom ID2: Custom ID3:
Comment:

Elem	Tl1908	V_2908	Zn2062	Si2516	Sr3464
IS Ref	(In2306)	(Y_3710)	(In2306)	(Y_3710)	(Y_3710)
Units	ppb	ppb	ppb	ppb	ppb
Avg	992.55	2005.0	2043.2	5331.1	5013.3
Stddev	3.53	6.2	9.3	18.7	1.3
%RSD	.35532	.30998	.45340	.35092	.02555
Check ?	Chk Pass	Chk Pass	Chk Pass	Chk Pass	Chk Pass
Value					
Range					

Int. Std.	In2306	Y_2243	Y_3600	Y_3710
Units	Cts/S	Cts/S	Cts/S	Cts/S
Avg	5256.6	4254.0	60370.	8297.7
Stddev	5.4	7.4	61.	20.8
%RSD	.10351	.17323	.10059	.25101

PDF created with pdfFactory Pro trial version www.pdffactory.com

Sample Name: CCB Acquired: 7/27/2016 10:46:35 Type: QC
Method: ICP I9 Method 200.7-6010(v138) Mode: CONC Corr. Factor: 1.000000
User: analyst Custom ID1: Custom ID2: Custom ID3:
Comment:

Elem	Ag3280	Al3082	As1890	B_1826	Ba4554	Be3130	Ca3179	Cd2288
IS Ref	(Y_3600)	(Y_3710)	(Y_2243)	(Y_2243)	(Y_3710)	(Y_3710)	(Y_3710)	(Y_2243)
Units	ppb	ppb	ppb	ppb	ppb	ppb	ppb	ppb
Avg	-.36577	15.299	-.54607	5.8196	.17144	.14771	6.0137	-.0435
Stddev	.27385	13.464	1.0595	.8985	.03034	.03655	2.5550	.0407
%RSD	74.871	88.008	194.03	15.439	17.700	24.743	42.486	93.69
Check ?	Chk Pass	Chk Pass	Chk Pass	Chk Pass	Chk Pass	Chk Pass	Chk Pass	Chk Pass
High Limit								
Low Limit								

Elem	Co2286	Cr2677	Cu3273	Fe2599	K_7664	Li6707	Mg2790	Mn2576
IS Ref	(In2306)	(Y_3600)	(Y_3600)	(Y_3710)	(Y_3710)	(Y_3710)	(Y_3710)	(Y_3600)
Units	ppb	ppb	ppb	ppb	ppb	ppb	ppb	ppb
Avg	.14987	-.02537	-.07649	1.5823	80.044	3.6019	6.2002	.07908
Stddev	.14124	.17803	.79911	.6217	3.071	.1381	4.0497	.00671
%RSD	94.245	701.65	1044.8	39.290	3.8371	3.8346	65.316	8.4894
Check ?	Chk Pass	Chk Pass	Chk Pass	Chk Pass	Chk Pass	Chk Pass	Chk Pass	Chk Pass
High Limit								
Low Limit								

Elem	Mo2020	Na5895	Ni2316	Pb2203	Sb2175	Se1960	Sn1899	Ti3372
IS Ref	(Y_2243)	(Y_3710)	(In2306)	(Y_2243)	(Y_2243)	(Y_2243)	(In2306)	(Y_3600)
Units	ppb	ppb	ppb	ppb	ppb	ppb	ppb	ppb
Avg	3.2832	383.83	.22719	.14353	.1105	-1.4743	.20079	1.8803
Stddev	.1622	18.45	.21700	.64586	1.046	1.1024	1.0793	.1933
%RSD	4.9410	4.8065	95.515	449.97	946.7	74.775	537.53	10.281
Check ?	Chk Pass	Chk Pass	Chk Pass	Chk Pass	Chk Pass	Chk Pass	Chk Pass	Chk Pass
High Limit								
Low Limit								

PDF created with pdfFactory Pro trial version www.pdffactory.com

Sample Name: CCB Acquired: 7/27/2016 10:46:35 Type: QC
Method: ICP I9 Method 200.7-6010(v138) Mode: CONC Corr. Factor: 1.000000
User: analyst Custom ID1: Custom ID2: Custom ID3:
Comment:

Elem	Tl1908	V_2908	Zn2062	Si2516	Sr3464
IS Ref	(In2306)	(Y_3710)	(In2306)	(Y_3710)	(Y_3710)
Units	ppb	ppb	ppb	ppb	ppb
Avg	.36516	-.03480	-.13580	-15.725	4.2660
Stddev	.61380	.43894	.03058	3.775	1.0700
%RSD	168.09	1261.4	22.517	24.007	25.081
Check ?	Chk Pass	Chk Pass	Chk Pass	Chk Pass	Chk Pass
High Limit					
Low Limit					

Int. Std.	In2306	Y_2243	Y_3600	Y_3710
Units	Cts/S	Cts/S	Cts/S	Cts/S
Avg	5952.0	4437.1	64075.	8353.7
Stddev	3.2	7.8	124.	33.7
%RSD	.05322	.17686	.19425	.40302

PDF created with pdfFactory Pro trial version www.pdffactory.com

Sample Name: mb 240-239827/2-a Acquired: 7/27/2016 10:50:49 Type: QC
Method: ICP I9 Method 200.7-6010(v138) Mode: CONC Corr. Factor: 1.000000
User: analyst Custom ID1: Custom ID2: Custom ID3:
Comment:

Elem	Ag3280	Al3082	As1890	B_1826	Ba4554	Be3130	Ca3179	Cd2288
IS Ref	(Y_3600)	(Y_3710)	(Y_2243)	(Y_2243)	(Y_3710)	(Y_3710)	(Y_3710)	(Y_2243)
Units	ppb	ppb	ppb	ppb	ppb	ppb	ppb	ppb
Avg	-.35349	43.875	-.12349	7.0680	.92251	.07707	222.51	-.0025
Stddev	.29444	14.940	.86919	.2741	.27826	.01653	2.44	.0442
%RSD	83.296	34.051	703.85	3.8786	30.164	21.442	1.0975	1750.
Check ?	Chk Pass	Chk Pass	Chk Pass	Chk Pass	Chk Pass	Chk Pass	None	Chk Pass
High Limit								
Low Limit								

Elem	Co2286	Cr2677	Cu3273	Fe2599	K_7664	Li6707	Mg2790	Mn2576
IS Ref	(In2306)	(Y_3600)	(Y_3600)	(Y_3710)	(Y_3710)	(Y_3710)	(Y_3710)	(Y_3600)
Units	ppb	ppb	ppb	ppb	ppb	ppb	ppb	ppb
Avg	.06602	.19354	1.9755	12.505	50.754	4.3896	65.304	8.0733
Stddev	.17601	.32292	.6868	1.846	27.870	1.3595	9.003	.0943
%RSD	266.62	166.85	34.767	14.760	54.911	30.970	13.786	1.1679
Check ?	Chk Pass	Chk Pass	Chk Pass	Chk Pass	None	Chk Pass	None	Chk Pass
High Limit								
Low Limit								

Elem	Mo2020	Na5895	Ni2316	Pb2203	Sb2175	Se1960	Sn1899	Ti3372
IS Ref	(Y_2243)	(Y_3710)	(In2306)	(Y_2243)	(Y_2243)	(Y_2243)	(In2306)	(Y_3600)
Units	ppb	ppb	ppb	ppb	ppb	ppb	ppb	ppb
Avg	.57484	291.92	-.05825	.02872	-.9872	.83478	1.5464	.46840
Stddev	.13386	7.13	.21688	1.0006	1.106	1.4057	.5026	.10942
%RSD	23.287	2.4431	372.35	3483.5	112.0	168.39	32.499	23.360
Check ?	Chk Pass	None	Chk Pass	Chk Pass	Chk Pass	Chk Pass	Chk Pass	Chk Pass
High Limit								
Low Limit								

PDF created with pdfFactory Pro trial version www.pdffactory.com

Sample Name: mb 240-239827/2-a Acquired: 7/27/2016 10:50:49 Type: QC
Method: ICP I9 Method 200.7-6010(v138) Mode: CONC Corr. Factor: 1.000000
User: analyst Custom ID1: Custom ID2: Custom ID3:
Comment:

Elem	Tl1908	V_2908	Zn2062	Si2516	Sr3464
IS Ref	(In2306)	(Y_3710)	(In2306)	(Y_3710)	(Y_3710)
Units	ppb	ppb	ppb	ppb	ppb
Avg	.16257	-1.8774	5.4351	135.34	1.3113
Stddev	.96020	.7934	.1408	2.03	.4376
%RSD	590.64	42.259	2.5913	1.4999	33.373
Check ?	Chk Pass	Chk Pass	Chk Pass	Chk Pass	Chk Pass
High Limit					
Low Limit					

Int. Std.	In2306	Y_2243	Y_3600	Y_3710
Units	Cts/S	Cts/S	Cts/S	Cts/S
Avg	5998.9	4481.4	64740.	8548.2
Stddev	8.2	4.6	182.	20.7
%RSD	.13635	.10211	.28106	.24252

PDF created with pdfFactory Pro trial version www.pdffactory.com

Sample Name: lcs 240-239827/3-a Acquired: 7/27/2016 10:55:00 Type: QC
Method: ICP I9 Method 200.7-6010(v138) Mode: CONC Corr. Factor: 1.000000
User: analyst Custom ID1: Custom ID2: Custom ID3:
Comment:

Elem	Ag3280	Al3082	As1890	B_1826	Ba4554	Be3130
IS Ref	(Y_3600)	(Y_3710)	(Y_2243)	(Y_2243)	(Y_3710)	(Y_3710)
Units	ppb	ppb	ppb	ppb	ppb	ppb
Avg	52.701	1997.7	2136.2	1021.8	1925.1	50.102
Stddev	.410	11.0	4.3	1.5	2.5	.093
%RSD	.77724	.55240	.20322	.14989	.12914	.18625
Check ?	Chk Pass	Chk Pass	Chk Pass	Chk Pass	Chk Pass	Chk Pass
Value						
Range						

Elem	Ca3179	Cd2288	Co2286	Cr2677	Cu3273	Fe2599
IS Ref	(Y_3710)	(Y_2243)	(In2306)	(Y_3600)	(Y_3600)	(Y_3710)
Units	ppb	ppb	ppb	ppb	ppb	ppb
Avg	49247.	50.50	504.15	197.72	255.07	1001.8
Stddev	169.	.19	2.54	.98	.35	1.8
%RSD	.34376	.3736	.50294	.49816	.13697	.17952
Check ?	None	Chk Pass	Chk Pass	Chk Pass	Chk Pass	Chk Pass
Value						
Range						

Elem	K_7664	Li6707	Mg2790	Mn2576	Mo2020	Na5895
IS Ref	(Y_3710)	(Y_3710)	(Y_3710)	(Y_3600)	(Y_2243)	(Y_3710)
Units	ppb	ppb	ppb	ppb	ppb	ppb
Avg	54925.	1101.2	47870.	490.40	972.93	1241500.
Stddev	37.	2.1	76.	.24	4.47	29154.
%RSD	.06691	.19395	.15794	.04831	.45944	2.3482
Check ?	None	Chk Pass	None	Chk Pass	Chk Pass	None
Value						
Range						

PDF created with pdfFactory Pro trial version www.pdffactory.com

Sample Name: lcs 240-239827/3-a Acquired: 7/27/2016 10:55:00 Type: QC
Method: ICP I9 Method 200.7-6010(v138) Mode: CONC Corr. Factor: 1.000000
User: analyst Custom ID1: Custom ID2: Custom ID3:
Comment:

Elem	Ni2316	Pb2203	Sb2175	Se1960	Sn1899	Ti3372
IS Ref	(In2306)	(Y_2243)	(Y_2243)	(Y_2243)	(In2306)	(Y_3600)
Units	ppb	ppb	ppb	ppb	ppb	ppb
Avg	517.64	455.22	508.2	2177.8	2063.3	1004.8
Stddev	2.13	1.66	4.2	10.0	9.6	.4
%RSD	.41098	.36435	.8231	.45971	.46652	.03512
Check ?	Chk Pass	Chk Pass	Chk Pass	Chk Pass	Chk Pass	Chk Pass
Value						
Range						

Elem	Tl1908	V_2908	Zn2062	Si2516	Sr3464
IS Ref	(In2306)	(Y_3710)	(In2306)	(Y_3710)	(Y_3710)
Units	ppb	ppb	ppb	ppb	ppb
Avg	1845.5	502.55	562.69	F 1321.2	983.68
Stddev	10.9	2.98	2.36	5.0	4.70
%RSD	.59132	.59208	.41943	.37791	.47761
Check ?	Chk Pass	Chk Pass	Chk Pass	Chk Fail	Chk Pass
Value				1000.0	
Range				20.500%	

Int. Std.	In2306	Y_2243	Y_3600	Y_3710
Units	Cts/S	Cts/S	Cts/S	Cts/S
Avg	4596.5	3916.1	53880.	8224.7
Stddev	5.7	1.5	12.	29.5
%RSD	.12501	.03943	.02291	.35890

PDF created with pdfFactory Pro trial version www.pdffactory.com

Sample Name: 240-67252-a-1-e Acquired: 7/27/2016 10:58:55 Type: Unk
Method: ICP I9 Method 200.7-6010(v138) Mode: CONC Corr. Factor: 1.000000
User: analyst Custom ID1: Custom ID2: Custom ID3:
Comment:

Elem	Ag3280	Al3082	As1890	B_1826	Ba4554	Be3130	Ca3179
IS Ref	(Y_3600)	(Y_3710)	(Y_2243)	(Y_2243)	(Y_3710)	(Y_3710)	(Y_3710)
Units	ppb	ppb	ppb	ppb	ppb	ppb	ppb
Avg	-.28219	111.71	5.2567	360.32	108.90	.04052	18841.
Stddev	.08212	19.34	1.0868	2.75	.06	.04853	115.
%RSD	29.100	17.314	20.675	.76412	.05967	119.78	.61170
Check ?	Chk Pass	Chk Pass	Chk Pass	Chk Pass	Chk Pass	Chk Pass	Chk Pass
High Limit							
Low Limit							

Elem	Cd2288	Co2286	Cr2677	Cu3273	Fe2599	K_7664	Li6707
IS Ref	(Y_2243)	(In2306)	(Y_3600)	(Y_3600)	(Y_3710)	(Y_3710)	(Y_3710)
Units	ppb	ppb	ppb	ppb	ppb	ppb	ppb
Avg	40.67	5.0577	9.2656	141.76	4479.8	9016.6	32.846
Stddev	.34	.0397	.5732	.30	4.7	83.6	1.429
%RSD	.8353	.78407	6.1863	.21002	.10531	.92666	4.3507
Check ?	Chk Pass	Chk Pass	Chk Pass	Chk Pass	Chk Pass	Chk Pass	Chk Pass
High Limit							
Low Limit							

Elem	Mg2790	Mn2576	Mo2020	Na5895	Ni2316	Pb2203	Sb2175
IS Ref	(Y_3710)	(Y_3600)	(Y_2243)	(Y_3710)	(In2306)	(Y_2243)	(Y_2243)
Units	ppb	ppb	ppb	ppb	ppb	ppb	ppb
Avg	1993.5	1490.7	15.661	129700.	32.365	59.428	4.040
Stddev	10.8	2.8	.202	360.	.425	1.142	1.139
%RSD	.54120	.19074	1.2892	.27760	1.3137	1.9209	28.20
Check ?	Chk Pass	Chk Pass	Chk Pass	Chk Pass	Chk Pass	Chk Pass	Chk Pass
High Limit							
Low Limit							

PDF created with pdfFactory Pro trial version www.pdffactory.com

Sample Name: 240-67252-a-1-e Acquired: 7/27/2016 10:58:55 Type: Unk
Method: ICP I9 Method 200.7-6010(v138) Mode: CONC Corr. Factor: 1.000000
User: analyst Custom ID1: Custom ID2: Custom ID3:
Comment:

Elem	Se1960	Sn1899	Ti3372	Tl1908	V_2908	Zn2062	Si2516
IS Ref	(Y_2243)	(In2306)	(Y_3600)	(In2306)	(Y_3710)	(In2306)	(Y_3710)
Units	ppb	ppb	ppb	ppb	ppb	ppb	ppb
Avg	7.0964	18.798	2.4885	4.0752	.37480	1222.0	2398.2
Stddev	.7722	.353	.1478	.5533	.73737	8.0	9.1
%RSD	10.882	1.8803	5.9404	13.576	196.73	.65747	.37780
Check ?	Chk Pass	Chk Pass	Chk Pass	Chk Pass	Chk Pass	Chk Pass	Chk Pass
High Limit							
Low Limit							

Elem	Sr3464
IS Ref	(Y_3710)
Units	ppb
Avg	24.060
Stddev	1.357
%RSD	5.6385
Check ?	Chk Pass
High Limit	
Low Limit	

Int. Std.	In2306	Y_2243	Y_3600	Y_3710
Units	Cts/S	Cts/S	Cts/S	Cts/S
Avg	5409.3	4276.9	60649.	8386.5
Stddev	15.3	8.0	110.	26.4
%RSD	.28200	.18625	.18100	.31457
Check ?	Chk Pass	Chk Pass	Chk Pass	Chk Pass
Value	92.575%	98.404%	96.482%	97.212%
Range				

PDF created with pdfFactory Pro trial version www.pdffactory.com

Sample Name: lb 240-239801/1-b Acquired: 7/27/2016 11:03:00 Type: QC
Method: ICP I9 Method 200.7-6010(v138) Mode: CONC Corr. Factor: 1.000000
User: analyst Custom ID1: Custom ID2: Custom ID3:
Comment:

Elem	Ag3280	Al3082	As1890	B_1826	Ba4554	Be3130
IS Ref	(Y_3600)	(Y_3710)	(Y_2243)	(Y_2243)	(Y_3710)	(Y_3710)
Units	ppb	ppb	ppb	ppb	ppb	ppb
Avg	-.73170	11.835	F 5.3598	F 344.03	3.2582	.04531
Stddev	.38062	29.100	.9751	3.00	.0161	.01301
%RSD	52.019	245.88	18.194	.87334	.49286	28.721
Check ?	Chk Pass	Chk Pass	Chk Fail	Chk Fail	Chk Pass	Chk Pass
High Limit			5.0000	100.00		
Low Limit			-1000.0	-1000.0		

Elem	Ca3179	Cd2288	Co2286	Cr2677	Cu3273	Fe2599
IS Ref	(Y_3710)	(Y_2243)	(In2306)	(Y_3600)	(Y_3600)	(Y_3710)
Units	ppb	ppb	ppb	ppb	ppb	ppb
Avg	1664.2	-.1009	.13075	1.0385	-.12386	3.7223
Stddev	14.4	.1210	.44016	.1184	.68090	.7365
%RSD	.86591	119.8	336.65	11.399	549.73	19.786
Check ?	None	Chk Pass	Chk Pass	Chk Pass	Chk Pass	Chk Pass
High Limit						
Low Limit						

Elem	K_7664	Li6707	Mg2790	Mn2576	Mo2020	Na5895
IS Ref	(Y_3710)	(Y_3710)	(Y_3710)	(Y_3600)	(Y_2243)	(Y_3710)
Units	ppb	ppb	ppb	ppb	ppb	ppb
Avg	1350.6	18.772	450.69	7.9255	.48377	1187900.
Stddev	69.5	1.854	16.51	.1254	.08550	12335.
%RSD	5.1488	9.8785	3.6625	1.5824	17.674	1.0384
Check ?	None	Chk Pass	None	Chk Pass	Chk Pass	None
High Limit						
Low Limit						

PDF created with pdfFactory Pro trial version www.pdffactory.com

Sample Name: lb 240-239801/1-b Acquired: 7/27/2016 11:03:00 Type: QC
Method: ICP I9 Method 200.7-6010(v138) Mode: CONC Corr. Factor: 1.000000
User: analyst Custom ID1: Custom ID2: Custom ID3:
Comment:

Elem	Ni2316	Pb2203	Sb2175	Se1960	Sn1899	Ti3372
IS Ref	(In2306)	(Y_2243)	(Y_2243)	(Y_2243)	(In2306)	(Y_3600)
Units	ppb	ppb	ppb	ppb	ppb	ppb
Avg	2.0492	1.1559	.3217	F 5.1029	3.3146	.57943
Stddev	.1244	1.8358	1.043	2.3373	.6041	.17450
%RSD	6.0683	158.82	324.1	45.803	18.224	30.116
Check ?	Chk Pass	Chk Pass	Chk Pass	Chk Fail	Chk Pass	Chk Pass
High Limit				5.0000		
Low Limit				-1000.0		

Elem	Tl1908	V_2908	Zn2062	Si2516	Sr3464
IS Ref	(In2306)	(Y_3710)	(In2306)	(Y_3710)	(Y_3710)
Units	ppb	ppb	ppb	ppb	ppb
Avg	-1.7355	-1.9065	7.1124	479.72	6.8929
Stddev	.6221	1.2527	.2826	12.43	1.8596
%RSD	35.848	65.703	3.9739	2.5903	26.979
Check ?	Chk Pass	Chk Pass	Chk Pass	Chk Pass	Chk Pass
High Limit					
Low Limit					

Int. Std.	In2306	Y_2243	Y_3600	Y_3710
Units	Cts/S	Cts/S	Cts/S	Cts/S
Avg	4712.3	3964.1	53984.	8243.0
Stddev	10.8	1.5	109.	24.9
%RSD	.23015	.03868	.20159	.30259

PDF created with pdfFactory Pro trial version www.pdffactory.com

Sample Name: mb 240-239823/2-a Acquired: 7/27/2016 11:07:18 Type: QC
Method: ICP I9 Method 200.7-6010(v138) Mode: CONC Corr. Factor: 1.000000
User: analyst Custom ID1: Custom ID2: Custom ID3:
Comment:

Elem	Ag3280	Al3082	As1890	B_1826	Ba4554	Be3130	Ca3179	Cd2288
IS Ref	(Y_3600)	(Y_3710)	(Y_2243)	(Y_2243)	(Y_3710)	(Y_3710)	(Y_3710)	(Y_2243)
Units	ppb	ppb	ppb	ppb	ppb	ppb	ppb	ppb
Avg	-.75726	-5.9710	-.18280	5.0986	.08503	-.01848	7.7415	-.0055
Stddev	.30836	9.2456	1.0116	.6404	.09310	.04401	2.5895	.1640
%RSD	40.720	154.84	553.40	12.560	109.49	238.15	33.449	2976.
Check ?	Chk Pass	Chk Pass	Chk Pass	Chk Pass	Chk Pass	Chk Pass	None	Chk Pass
High Limit								
Low Limit								

Elem	Co2286	Cr2677	Cu3273	Fe2599	K_7664	Li6707	Mg2790	Mn2576
IS Ref	(In2306)	(Y_3600)	(Y_3600)	(Y_3710)	(Y_3710)	(Y_3710)	(Y_3710)	(Y_3600)
Units	ppb	ppb	ppb	ppb	ppb	ppb	ppb	ppb
Avg	-.02170	.40281	-.25780	.67116	104.14	2.3331	16.356	8.4288
Stddev	.27547	.17830	.69268	.73215	13.85	1.1678	4.259	.0132
%RSD	1269.3	44.264	268.69	109.09	13.303	50.053	26.037	.15681
Check ?	Chk Pass	Chk Pass	Chk Pass	Chk Pass	None	Chk Pass	None	Chk Pass
High Limit								
Low Limit								

Elem	Mo2020	Na5895	Ni2316	Pb2203	Sb2175	Se1960	Sn1899	Ti3372
IS Ref	(Y_2243)	(Y_3710)	(In2306)	(Y_2243)	(Y_2243)	(Y_2243)	(In2306)	(Y_3600)
Units	ppb	ppb	ppb	ppb	ppb	ppb	ppb	ppb
Avg	.09921	1006.8	-.04207	.38278	-1.295	-1.8031	1.4248	.18531
Stddev	.05798	90.8	.18382	.99608	1.347	1.3766	.1403	.14736
%RSD	58.435	9.0179	436.97	260.22	104.0	76.342	9.8438	79.523
Check ?	Chk Pass	None	Chk Pass	Chk Pass	Chk Pass	Chk Pass	Chk Pass	Chk Pass
High Limit								
Low Limit								

PDF created with pdfFactory Pro trial version www.pdffactory.com

Sample Name: mb 240-239823/2-a Acquired: 7/27/2016 11:07:18 Type: QC
Method: ICP I9 Method 200.7-6010(v138) Mode: CONC Corr. Factor: 1.000000
User: analyst Custom ID1: Custom ID2: Custom ID3:
Comment:

Elem	Tl1908	V_2908	Zn2062	Si2516	Sr3464
IS Ref	(In2306)	(Y_3710)	(In2306)	(Y_3710)	(Y_3710)
Units	ppb	ppb	ppb	ppb	ppb
Avg	-.00994	-1.6907	.59256	129.02	5.6419
Stddev	.61511	.8372	.02828	4.09	2.6818
%RSD	6191.3	49.515	4.7717	3.1684	47.534
Check ?	Chk Pass	Chk Pass	Chk Pass	Chk Pass	Chk Pass
High Limit					
Low Limit					

Int. Std.	In2306	Y_2243	Y_3600	Y_3710
Units	Cts/S	Cts/S	Cts/S	Cts/S
Avg	5969.6	4466.7	64461.	8560.0
Stddev	5.0	3.7	89.	16.5
%RSD	.08300	.08308	.13800	.19274

PDF created with pdfFactory Pro trial version www.pdffactory.com

Sample Name: lcs 240-239823/3-a Acquired: 7/27/2016 11:11:30 Type: QC
Method: ICP I9 Method 200.7-6010(v138) Mode: CONC Corr. Factor: 1.000000
User: analyst Custom ID1: Custom ID2: Custom ID3:
Comment:

Elem	Ag3280	Al3082	As1890	B_1826	Ba4554	Be3130
IS Ref	(Y_3600)	(Y_3710)	(Y_2243)	(Y_2243)	(Y_3710)	(Y_3710)
Units	ppb	ppb	ppb	ppb	ppb	ppb
Avg	55.142	2077.0	2255.2	F 1395.6	2019.9	52.128
Stddev	.181	27.8	20.5	7.0	3.6	.383
%RSD	.32783	1.3381	.91054	.50320	.17658	.73546
Check ?	Chk Pass	Chk Pass	Chk Pass	Chk Fail	Chk Pass	Chk Pass
Value				1000.0		
Range				20.500%		

Elem	Ca3179	Cd2288	Co2286	Cr2677	Cu3273	Fe2599
IS Ref	(Y_3710)	(Y_2243)	(In2306)	(Y_3600)	(Y_3600)	(Y_3710)
Units	ppb	ppb	ppb	ppb	ppb	ppb
Avg	52762.	52.97	529.26	208.41	262.29	1031.5
Stddev	100.	.06	3.85	.59	.96	7.3
%RSD	.18943	.1171	.72723	.28182	.36604	.70756
Check ?	None	Chk Pass	Chk Pass	Chk Pass	Chk Pass	Chk Pass
Value						
Range						

Elem	K_7664	Li6707	Mg2790	Mn2576	Mo2020	Na5895
IS Ref	(Y_3710)	(Y_3710)	(Y_3710)	(Y_3600)	(Y_2243)	(Y_3710)
Units	ppb	ppb	ppb	ppb	ppb	ppb
Avg	57740.	1144.0	50225.	516.09	1024.4	1225900.
Stddev	178.	3.7	192.	1.10	6.4	19593.
%RSD	.30903	.32016	.38182	.21363	.62250	1.5982
Check ?	None	Chk Pass	None	Chk Pass	Chk Pass	None
Value						
Range						

PDF created with pdfFactory Pro trial version www.pdffactory.com

Sample Name: lcs 240-239823/3-a Acquired: 7/27/2016 11:11:30 Type: QC
Method: ICP I9 Method 200.7-6010(v138) Mode: CONC Corr. Factor: 1.000000
User: analyst Custom ID1: Custom ID2: Custom ID3:
Comment:

Elem	Ni2316	Pb2203	Sb2175	Se1960	Sn1899	Ti3372
IS Ref	(In2306)	(Y_2243)	(Y_2243)	(Y_2243)	(In2306)	(Y_3600)
Units	ppb	ppb	ppb	ppb	ppb	ppb
Avg	543.50	477.65	533.8	2319.5	2155.7	1056.6
Stddev	3.31	3.45	5.6	12.1	12.0	1.3
%RSD	.60826	.72271	1.049	.52320	.55846	.12333
Check ?	Chk Pass	Chk Pass	Chk Pass	Chk Pass	Chk Pass	Chk Pass
Value						
Range						

Elem	Tl1908	V_2908	Zn2062	Si2516	Sr3464
IS Ref	(In2306)	(Y_3710)	(In2306)	(Y_3710)	(Y_3710)
Units	ppb	ppb	ppb	ppb	ppb
Avg	1936.1	520.27	585.94	F 1655.1	1023.7
Stddev	12.9	3.41	2.76	19.2	9.5
%RSD	.66692	.65501	.47134	1.1623	.92923
Check ?	Chk Pass	Chk Pass	Chk Pass	Chk Fail	Chk Pass
Value				1000.0	
Range				20.500%	

Int. Std.	In2306	Y_2243	Y_3600	Y_3710
Units	Cts/S	Cts/S	Cts/S	Cts/S
Avg	4574.4	3904.1	53692.	8294.9
Stddev	6.1	3.0	66.	40.8
%RSD	.13370	.07670	.12300	.49234

PDF created with pdfFactory Pro trial version www.pdffactory.com

Sample Name: 240-67456-a-1-b@5 Acquired: 7/27/2016 11:15:23 Type: Unk
Method: ICP I9 Method 200.7-6010(v138) Mode: CONC Corr. Factor: 1.000000
User: analyst Custom ID1: Custom ID2: Custom ID3:
Comment:

Elem	Ag3280	Al3082	As1890	B_1826	Ba4554	Be3130	Ca3179
IS Ref	(Y_3600)	(Y_3710)	(Y_2243)	(Y_2243)	(Y_3710)	(Y_3710)	(Y_3710)
Units	ppb	ppb	ppb	ppb	ppb	ppb	ppb
Avg	-.33847	397.26	4.7024	123.15	466.23	.02107	18387.
Stddev	.27884	12.56	1.0264	1.05	.63	.10469	72.
%RSD	82.383	3.1606	21.827	.85185	.13510	496.83	.39129
Check ?	Chk Pass	Chk Pass	Chk Pass	Chk Pass	Chk Pass	Chk Pass	Chk Pass
High Limit							
Low Limit							

Elem	Cd2288	Co2286	Cr2677	Cu3273	Fe2599	K_7664	Li6707
IS Ref	(Y_2243)	(In2306)	(Y_3600)	(Y_3600)	(Y_3710)	(Y_3710)	(Y_3710)
Units	ppb	ppb	ppb	ppb	ppb	ppb	ppb
Avg	.2774	.63488	6.1399	58.874	609.93	25305.	7.6017
Stddev	.0180	.20448	.5617	.993	1.48	6.	1.5753
%RSD	6.499	32.208	9.1480	1.6866	.24253	.02475	20.724
Check ?	Chk Pass	Chk Pass	Chk Pass	Chk Pass	Chk Pass	Chk Pass	Chk Pass
High Limit							
Low Limit							

Elem	Mg2790	Mn2576	Mo2020	Na5895	Ni2316	Pb2203	Sb2175
IS Ref	(Y_3710)	(Y_3600)	(Y_2243)	(Y_3710)	(In2306)	(Y_2243)	(Y_2243)
Units	ppb	ppb	ppb	ppb	ppb	ppb	ppb
Avg	1753.1	60.471	3.1059	280600.	3.7487	25.262	.9030
Stddev	7.9	.105	.1844	3572.	.4031	1.516	1.334
%RSD	.45091	.17292	5.9382	1.2730	10.752	5.9997	147.7
Check ?	Chk Pass	Chk Pass	Chk Pass	Chk Pass	Chk Pass	Chk Pass	Chk Pass
High Limit							
Low Limit							

PDF created with pdfFactory Pro trial version www.pdffactory.com

Sample Name: 240-67456-a-1-b@5 Acquired: 7/27/2016 11:15:23 Type: Unk
Method: ICP I9 Method 200.7-6010(v138) Mode: CONC Corr. Factor: 1.000000
User: analyst Custom ID1: Custom ID2: Custom ID3:
Comment:

Elem	Se1960	Sn1899	Ti3372	Tl1908	V_2908	Zn2062	Si2516
IS Ref	(Y_2243)	(In2306)	(Y_3600)	(In2306)	(Y_3710)	(In2306)	(Y_3710)
Units	ppb	ppb	ppb	ppb	ppb	ppb	ppb
Avg	4.4821	3.1435	4.0653	.49199	-3.0282	F 15167.	1510.7
Stddev	2.0054	.1104	1.8806	.62784	1.6035	211.	13.8
%RSD	44.743	3.5120	46.259	127.61	52.953	1.3907	.91498
Check ?	Chk Pass	Chk Pass	Chk Pass	Chk Pass	Chk Pass	Chk Fail	Chk Pass
High Limit						10000.	
Low Limit						-500000.	

Elem	Sr3464
IS Ref	(Y_3710)
Units	ppb
Avg	336.80
Stddev	2.45
%RSD	.72834
Check ?	Chk Pass
High Limit	
Low Limit	

Int. Std.	In2306	Y_2243	Y_3600	Y_3710
Units	Cts/S	Cts/S	Cts/S	Cts/S
Avg	5211.0	4223.1	59311.	8522.4
Stddev	6.0	.9	9.	22.4
%RSD	.11469	.02128	.01586	.26248
Check ?	Chk Pass	Chk Pass	Chk Pass	Chk Pass
Value	89.182%	97.168%	94.354%	98.787%
Range				

PDF created with pdfFactory Pro trial version www.pdffactory.com

Sample Name: SD 240-67456-a-1b@25 Acquired: 7/27/2016 11:19:39 Type: Unk
Method: ICP I9 Method 200.7-6010(v138) Mode: CONC Corr. Factor: 1.000000
User: analyst Custom ID1: Custom ID2: Custom ID3:
Comment:

Elem	Ag3280	Al3082	As1890	B_1826	Ba4554	Be3130	Ca3179	Cd2288
IS Ref	(Y_3600)	(Y_3710)	(Y_2243)	(Y_2243)	(Y_3710)	(Y_3710)	(Y_3710)	(Y_2243)
Units	ppb	ppb	ppb	ppb	ppb	ppb	ppb	ppb
Avg	-.54567	69.460	.96511	25.471	94.928	.05361	3767.8	.0917
Stddev	.17380	12.189	1.6221	.215	.374	.04862	12.9	.0537
%RSD	31.851	17.548	168.07	.84326	.39378	90.689	.34278	58.55
Check ?	Chk Pass	Chk Pass	Chk Pass	Chk Pass	Chk Pass	Chk Pass	Chk Pass	Chk Pass
High Limit								
Low Limit								

Elem	Co2286	Cr2677	Cu3273	Fe2599	K_7664	Li6707	Mg2790	Mn2576
IS Ref	(In2306)	(Y_3600)	(Y_3600)	(Y_3710)	(Y_3710)	(Y_3710)	(Y_3710)	(Y_3600)
Units	ppb	ppb	ppb	ppb	ppb	ppb	ppb	ppb
Avg	.21248	.91650	11.864	122.39	4986.1	2.7061	362.64	12.727
Stddev	.11827	.17826	.193	1.29	70.5	.4446	2.82	.036
%RSD	55.660	19.450	1.6243	1.0535	1.4141	16.429	.77831	.28560
Check ?	Chk Pass	Chk Pass	Chk Pass	Chk Pass	Chk Pass	Chk Pass	Chk Pass	Chk Pass
High Limit								
Low Limit								

Elem	Mo2020	Na5895	Ni2316	Pb2203	Sb2175	Se1960	Sn1899	Ti3372
IS Ref	(Y_2243)	(Y_3710)	(In2306)	(Y_2243)	(Y_2243)	(Y_2243)	(In2306)	(Y_3600)
Units	ppb	ppb	ppb	ppb	ppb	ppb	ppb	ppb
Avg	.61222	60652.	.61331	6.7820	-.8836	-.28399	.83130	.62993
Stddev	.24312	78.	.34696	1.1975	1.597	3.2183	.54377	.27731
%RSD	39.711	.12808	56.571	17.657	180.7	1133.2	65.412	44.022
Check ?	Chk Pass	Chk Pass	Chk Pass	Chk Pass	Chk Pass	Chk Pass	Chk Pass	Chk Pass
High Limit								
Low Limit								

PDF created with pdfFactory Pro trial version www.pdffactory.com

Sample Name: SD 240-67456-a-1b@25 Acquired: 7/27/2016 11:19:39 Type: Unk
Method: ICP I9 Method 200.7-6010(v138) Mode: CONC Corr. Factor: 1.000000
User: analyst Custom ID1: Custom ID2: Custom ID3:
Comment:

Elem	Tl1908	V_2908	Zn2062	Si2516	Sr3464
IS Ref	(In2306)	(Y_3710)	(In2306)	(Y_3710)	(Y_3710)
Units	ppb	ppb	ppb	ppb	ppb
Avg	.28825	-2.6653	3008.1	285.66	67.779
Stddev	.41144	2.6930	23.0	6.66	1.857
%RSD	142.74	101.04	.76591	2.3328	2.7391
Check ?	Chk Pass	Chk Pass	Chk Pass	Chk Pass	Chk Pass
High Limit					
Low Limit					

Int. Std.	In2306	Y_2243	Y_3600	Y_3710
Units	Cts/S	Cts/S	Cts/S	Cts/S
Avg	5625.6	4361.8	61700.	8456.2
Stddev	11.1	8.1	106.	10.3
%RSD	.19794	.18481	.17214	.12230
Check ?	Chk Pass	Chk Pass	Chk Pass	Chk Pass
Value	96.278%	100.36%	98.154%	98.021%
Range				

PDF created with pdfFactory Pro trial version www.pdffactory.com

Sample Name: 240-67456-a-1-c ms@5 Acquired: 7/27/2016 11:23:48 Type: Unk
Method: ICP I9 Method 200.7-6010(v138) Mode: CONC Corr. Factor: 1.000000
User: analyst Custom ID1: Custom ID2: Custom ID3:
Comment:

Elem	Ag3280	Al3082	As1890	B_1826	Ba4554	Be3130	Ca3179
IS Ref	(Y_3600)	(Y_3710)	(Y_2243)	(Y_2243)	(Y_3710)	(Y_3710)	(Y_3710)
Units	ppb	ppb	ppb	ppb	ppb	ppb	ppb
Avg	W 202.85	769.04	1046.5	329.89	10126.	10.202	28623.
Stddev	.39	21.63	9.2	3.38	59.	.171	141.
%RSD	.19176	2.8125	.87521	1.0240	.58179	1.6750	.49201
Check ?	Chk Warn	Chk Pass	Chk Pass	Chk Pass	Chk Pass	Chk Pass	Chk Pass
High Limit	100.00						
Low Limit	-500000.						

Elem	Cd2288	Co2286	Cr2677	Cu3273	Fe2599	K_7664	Li6707
IS Ref	(Y_2243)	(In2306)	(Y_3600)	(Y_3600)	(Y_3710)	(Y_3710)	(Y_3710)
Units	ppb	ppb	ppb	ppb	ppb	ppb	ppb
Avg	202.6	103.20	1002.5	109.92	814.15	35626.	214.91
Stddev	2.0	1.46	1.5	.11	.10	82.	1.44
%RSD	.9923	1.4105	.15030	.09702	.01248	.23135	.67037
Check ?	Chk Pass	Chk Pass	Chk Pass	Chk Pass	Chk Pass	Chk Pass	Chk Pass
High Limit							
Low Limit							

Elem	Mg2790	Mn2576	Mo2020	Na5895	Ni2316	Pb2203	Sb2175
IS Ref	(Y_3710)	(Y_3600)	(Y_2243)	(Y_3710)	(In2306)	(Y_2243)	(Y_2243)
Units	ppb	ppb	ppb	ppb	ppb	ppb	ppb
Avg	11851.	160.58	203.62	298540.	106.88	989.11	102.6
Stddev	63.	.17	2.81	4270.	1.49	9.03	1.1
%RSD	.52944	.10488	1.3824	1.4302	1.3978	.91267	1.026
Check ?	Chk Pass	Chk Pass	Chk Pass	Chk Pass	Chk Pass	Chk Pass	Chk Pass
High Limit							
Low Limit							

PDF created with pdfFactory Pro trial version www.pdffactory.com

Sample Name: 240-67456-a-1-c ms@5 Acquired: 7/27/2016 11:23:48 Type: Unk
Method: ICP I9 Method 200.7-6010(v138) Mode: CONC Corr. Factor: 1.000000
User: analyst Custom ID1: Custom ID2: Custom ID3:
Comment:

Elem	Se1960	Sn1899	Ti3372	Tl1908	V_2908	Zn2062	Si2516
IS Ref	(Y_2243)	(In2306)	(Y_3600)	(In2306)	(Y_3710)	(In2306)	(Y_3710)
Units	ppb	ppb	ppb	ppb	ppb	ppb	ppb
Avg	213.26	421.88	208.24	390.42	101.75	F 15379.	1786.1
Stddev	5.09	6.42	.36	4.96	1.99	191.	17.8
%RSD	2.3852	1.5213	.17233	1.2709	1.9528	1.2435	.99492
Check ?	Chk Pass	Chk Pass	Chk Pass	Chk Pass	Chk Pass	Chk Fail	Chk Pass
High Limit						10000.	
Low Limit						-500000.	

Elem	Sr3464
IS Ref	(Y_3710)
Units	ppb
Avg	538.83
Stddev	5.62
%RSD	1.0431
Check ?	Chk Pass
High Limit	
Low Limit	

Int. Std.	In2306	Y_2243	Y_3600	Y_3710
Units	Cts/S	Cts/S	Cts/S	Cts/S
Avg	5154.6	4211.8	58939.	8544.2
Stddev	8.7	13.0	51.	23.2
%RSD	.16816	.30782	.08650	.27118
Check ?	Chk Pass	Chk Pass	Chk Pass	Chk Pass
Value	88.217%	96.906%	93.761%	99.040%
Range				

PDF created with pdfFactory Pro trial version www.pdffactory.com

Sample Name: 240-67456-a-1-dmsd@5 Acquired: 7/27/2016 11:27:55 Type: Unk
Method: ICP I9 Method 200.7-6010(v138) Mode: CONC Corr. Factor: 1.000000
User: analyst Custom ID1: Custom ID2: Custom ID3:
Comment:

Elem	Ag3280	Al3082	As1890	B_1826	Ba4554	Be3130	Ca3179
IS Ref	(Y_3600)	(Y_3710)	(Y_2243)	(Y_2243)	(Y_3710)	(Y_3710)	(Y_3710)
Units	ppb	ppb	ppb	ppb	ppb	ppb	ppb
Avg	W 198.81	764.12	1032.6	323.75	10048.	10.093	27809.
Stddev	.22	5.73	7.1	2.58	48.	.057	65.
%RSD	.11144	.74953	.69127	.79583	.47946	.56445	.23391
Check ?	Chk Warn	Chk Pass	Chk Pass	Chk Pass	Chk Pass	Chk Pass	Chk Pass
High Limit	100.00						
Low Limit	-500000.						

Elem	Cd2288	Co2286	Cr2677	Cu3273	Fe2599	K_7664	Li6707
IS Ref	(Y_2243)	(In2306)	(Y_3600)	(Y_3600)	(Y_3710)	(Y_3710)	(Y_3710)
Units	ppb	ppb	ppb	ppb	ppb	ppb	ppb
Avg	199.8	102.17	989.79	107.41	793.83	34649.	210.11
Stddev	2.1	.91	1.96	.34	1.65	22.	.88
%RSD	1.041	.88665	.19758	.31886	.20772	.06226	.41770
Check ?	Chk Pass	Chk Pass	Chk Pass	Chk Pass	Chk Pass	Chk Pass	Chk Pass
High Limit							
Low Limit							

Elem	Mg2790	Mn2576	Mo2020	Na5895	Ni2316	Pb2203	Sb2175
IS Ref	(Y_3710)	(Y_3600)	(Y_2243)	(Y_3710)	(In2306)	(Y_2243)	(Y_2243)
Units	ppb	ppb	ppb	ppb	ppb	ppb	ppb
Avg	11569.	157.49	201.45	289310.	105.38	978.59	102.1
Stddev	18.	.30	2.91	2028.	1.25	10.31	3.5
%RSD	.15274	.18869	1.4443	.70099	1.1884	1.0537	3.470
Check ?	Chk Pass	Chk Pass	Chk Pass	Chk Pass	Chk Pass	Chk Pass	Chk Pass
High Limit							
Low Limit							

PDF created with pdfFactory Pro trial version www.pdffactory.com

Sample Name: 240-67456-a-1-dmsd@5 Acquired: 7/27/2016 11:27:55 Type: Unk
Method: ICP I9 Method 200.7-6010(v138) Mode: CONC Corr. Factor: 1.000000
User: analyst Custom ID1: Custom ID2: Custom ID3:
Comment:

Elem	Se1960	Sn1899	Ti3372	Tl1908	V_2908	Zn2062	Si2516
IS Ref	(Y_2243)	(In2306)	(Y_3600)	(In2306)	(Y_3710)	(In2306)	(Y_3710)
Units	ppb	ppb	ppb	ppb	ppb	ppb	ppb
Avg	209.61	416.49	207.14	386.63	99.463	F 15027.	1718.4
Stddev	.94	5.45	1.45	2.85	.817	159.	13.2
%RSD	.44798	1.3092	.70202	.73752	.82164	1.0588	.76830
Check ?	Chk Pass	Chk Pass	Chk Pass	Chk Pass	Chk Pass	Chk Fail	Chk Pass
High Limit						10000.	
Low Limit						-500000.	

Elem	Sr3464
IS Ref	(Y_3710)
Units	ppb
Avg	524.22
Stddev	2.90
%RSD	.55388
Check ?	Chk Pass
High Limit	
Low Limit	

Int. Std.	In2306	Y_2243	Y_3600	Y_3710
Units	Cts/S	Cts/S	Cts/S	Cts/S
Avg	5153.9	4213.9	58703.	8545.3
Stddev	3.4	5.8	35.	11.4
%RSD	.06501	.13867	.06001	.13313
Check ?	Chk Pass	Chk Pass	Chk Pass	Chk Pass
Value	88.204%	96.955%	93.387%	99.053%
Range				

PDF created with pdfFactory Pro trial version www.pdffactory.com

Sample Name: CCV-2632473 Acquired: 7/27/2016 11:32:03 Type: QC
Method: ICP I9 Method 200.7-6010(v138) Mode: CONC Corr. Factor: 1.000000
User: analyst Custom ID1: Custom ID2: Custom ID3:
Comment:

Elem	Ag3280	Al3082	As1890	B_1826	Ba4554	Be3130	Ca3179	Cd2288
IS Ref	(Y_3600)	(Y_3710)	(Y_2243)	(Y_2243)	(Y_3710)	(Y_3710)	(Y_3710)	(Y_2243)
Units	ppb	ppb	ppb	ppb	ppb	ppb	ppb	ppb
Avg	1005.0	24285.	489.90	5077.1	1951.9	1977.2	50166.	492.7
Stddev	1.4	157.	4.37	18.3	2.7	7.7	276.	2.4
%RSD	.13950	.64610	.89134	.35969	.13900	.38808	.55114	.4854
Check ?	Chk Pass	Chk Pass	Chk Pass	Chk Pass	Chk Pass	Chk Pass	Chk Pass	Chk Pass
Value								
Range								

Elem	Co2286	Cr2677	Cu3273	Fe2599	K_7664	Li6707	Mg2790	Mn2576
IS Ref	(In2306)	(Y_3600)	(Y_3600)	(Y_3710)	(Y_3710)	(Y_3710)	(Y_3710)	(Y_3600)
Units	ppb	ppb	ppb	ppb	ppb	ppb	ppb	ppb
Avg	1990.3	1942.4	1936.5	24827.	48908.	4965.1	48599.	1937.9
Stddev	14.3	1.5	4.8	26.	196.	10.1	233.	8.9
%RSD	.71853	.07884	.24974	.10621	.40118	.20260	.47922	.45856
Check ?	Chk Pass	Chk Pass	Chk Pass	Chk Pass	Chk Pass	Chk Pass	Chk Pass	Chk Pass
Value								
Range								

Elem	Mo2020	Na5895	Ni2316	Pb2203	Sb2175	Se1960	Sn1899	Ti3372
IS Ref	(Y_2243)	(Y_3710)	(In2306)	(Y_2243)	(Y_2243)	(Y_2243)	(In2306)	(Y_3600)
Units	ppb	ppb	ppb	ppb	ppb	ppb	ppb	ppb
Avg	1971.2	48995.	2001.7	477.58	499.5	504.02	5115.6	5028.3
Stddev	16.1	206.	15.8	3.37	5.2	5.45	39.5	16.0
%RSD	.81658	.42012	.79154	.70553	1.034	1.0813	.77123	.31720
Check ?	Chk Pass	Chk Pass	Chk Pass	Chk Pass	Chk Pass	Chk Pass	Chk Pass	Chk Pass
Value								
Range								

PDF created with pdfFactory Pro trial version www.pdffactory.com

Sample Name: CCV-2632473 Acquired: 7/27/2016 11:32:03 Type: QC
Method: ICP I9 Method 200.7-6010(v138) Mode: CONC Corr. Factor: 1.000000
User: analyst Custom ID1: Custom ID2: Custom ID3:
Comment:

Elem	Tl1908	V_2908	Zn2062	Si2516	Sr3464
IS Ref	(In2306)	(Y_3710)	(In2306)	(Y_3710)	(Y_3710)
Units	ppb	ppb	ppb	ppb	ppb
Avg	999.67	1961.5	2056.7	5169.8	4947.0
Stddev	1.37	3.4	15.7	38.8	18.1
%RSD	.13715	.17143	.76517	.75137	.36640
Check ?	Chk Pass	Chk Pass	Chk Pass	Chk Pass	Chk Pass
Value					
Range					

Int. Std.	In2306	Y_2243	Y_3600	Y_3710
Units	Cts/S	Cts/S	Cts/S	Cts/S
Avg	5243.1	4269.8	59651.	8398.6
Stddev	11.9	7.6	69.	15.6
%RSD	.22676	.17815	.11551	.18515

PDF created with pdfFactory Pro trial version www.pdffactory.com

Sample Name: CCB Acquired: 7/27/2016 11:45:19 Type: QC
Method: ICP I9 Method 200.7-6010(v138) Mode: CONC Corr. Factor: 1.000000
User: analyst Custom ID1: Custom ID2: Custom ID3:
Comment:

Elem	Ag3280	Al3082	As1890	B_1826	Ba4554	Be3130	Ca3179	Cd2288
IS Ref	(Y_3600)	(Y_3710)	(Y_2243)	(Y_2243)	(Y_3710)	(Y_3710)	(Y_3710)	(Y_2243)
Units	ppb	ppb	ppb	ppb	ppb	ppb	ppb	ppb
Avg	-.76722	1.0200	1.8125	2.6968	.22274	.03624	1.3356	-.0538
Stddev	.21381	4.3479	1.1443	.2402	.19417	.05831	1.0571	.0460
%RSD	27.868	426.29	63.130	8.9056	87.173	160.89	79.153	85.39
Check ?	Chk Pass	Chk Pass	Chk Pass	Chk Pass	Chk Pass	Chk Pass	Chk Pass	Chk Pass
High Limit								
Low Limit								

Elem	Co2286	Cr2677	Cu3273	Fe2599	K_7664	Li6707	Mg2790	Mn2576
IS Ref	(In2306)	(Y_3600)	(Y_3600)	(Y_3710)	(Y_3710)	(Y_3710)	(Y_3710)	(Y_3600)
Units	ppb	ppb	ppb	ppb	ppb	ppb	ppb	ppb
Avg	.21422	-.22408	.78014	-1.7317	8.2038	1.6406	23.210	-.05891
Stddev	.08717	.12695	.78921	.6692	35.676	1.6519	16.399	.02681
%RSD	40.689	56.655	101.16	38.644	434.87	100.69	70.657	45.509
Check ?	Chk Pass	Chk Pass	Chk Pass	Chk Pass	Chk Pass	Chk Pass	Chk Pass	Chk Pass
High Limit								
Low Limit								

Elem	Mo2020	Na5895	Ni2316	Pb2203	Sb2175	Se1960	Sn1899	Ti3372
IS Ref	(Y_2243)	(Y_3710)	(In2306)	(Y_2243)	(Y_2243)	(Y_2243)	(In2306)	(Y_3600)
Units	ppb	ppb	ppb	ppb	ppb	ppb	ppb	ppb
Avg	1.2354	145.02	-.20998	-.57962	.4133	.50373	-.14623	.31661
Stddev	.3390	2.86	.35903	.14980	.1562	.61056	.43265	.10394
%RSD	27.439	1.9742	170.98	25.845	37.79	121.21	295.88	32.829
Check ?	Chk Pass	Chk Pass	Chk Pass	Chk Pass	Chk Pass	Chk Pass	Chk Pass	Chk Pass
High Limit								
Low Limit								

PDF created with pdfFactory Pro trial version www.pdffactory.com

Sample Name: CCB Acquired: 7/27/2016 11:45:19 Type: QC
Method: ICP I9 Method 200.7-6010(v138) Mode: CONC Corr. Factor: 1.000000
User: analyst Custom ID1: Custom ID2: Custom ID3:
Comment:

Elem	Tl1908	V_2908	Zn2062	Si2516	Sr3464
IS Ref	(In2306)	(Y_3710)	(In2306)	(Y_3710)	(Y_3710)
Units	ppb	ppb	ppb	ppb	ppb
Avg	-.44395	.13536	-.25790	-16.537	1.2767
Stddev	1.2091	4.0357	.02792	4.535	3.4072
%RSD	272.34	2981.4	10.826	27.423	266.88
Check ?	Chk Pass	Chk Pass	Chk Pass	Chk Pass	Chk Pass
High Limit					
Low Limit					

Int. Std.	In2306	Y_2243	Y_3600	Y_3710
Units	Cts/S	Cts/S	Cts/S	Cts/S
Avg	5953.4	4455.9	63069.	8348.3
Stddev	4.2	5.7	35.	54.9
%RSD	.07137	.12897	.05482	.65788

PDF created with pdfFactory Pro trial version www.pdffactory.com

Sample Name: PDS 240-67456-a-1b@5 Acquired: 7/27/2016 11:49:33 Type: Unk
Method: ICP I9 Method 200.7-6010(v138) Mode: CONC Corr. Factor: 1.000000
User: analyst Custom ID1: Custom ID2: Custom ID3:
Comment:

Elem	Ag3280	Al3082	As1890	B_1826	Ba4554	Be3130	Ca3179
IS Ref	(Y_3600)	(Y_3710)	(Y_2243)	(Y_2243)	(Y_3710)	(Y_3710)	(Y_3710)
Units	ppb	ppb	ppb	ppb	ppb	ppb	ppb
Avg	45.391	2378.3	2080.8	1168.7	2438.8	50.657	68506.
Stddev	.191	28.1	10.1	7.2	3.9	.542	627.
%RSD	.42042	1.1825	.48423	.61547	.15885	1.0702	.91469
Check ?	Chk Pass	Chk Pass	Chk Pass	Chk Pass	Chk Pass	Chk Pass	Chk Pass
High Limit							
Low Limit							

Elem	Cd2288	Co2286	Cr2677	Cu3273	Fe2599	K_7664	Li6707
IS Ref	(Y_2243)	(In2306)	(Y_3600)	(Y_3600)	(Y_3710)	(Y_3710)	(Y_3710)
Units	ppb	ppb	ppb	ppb	ppb	ppb	ppb
Avg	51.44	517.56	207.20	309.67	1610.9	75828.	1060.7
Stddev	.37	3.12	.28	.43	13.0	442.	3.8
%RSD	.7282	.60310	.13692	.13860	.80823	.58294	.36241
Check ?	Chk Pass	Chk Pass	Chk Pass	Chk Pass	Chk Pass	Chk Pass	Chk Pass
High Limit							
Low Limit							

Elem	Mg2790	Mn2576	Mo2020	Na5895	Ni2316	Pb2203	Sb2175
IS Ref	(Y_3710)	(Y_3600)	(Y_2243)	(Y_3710)	(In2306)	(Y_2243)	(Y_2243)
Units	ppb	ppb	ppb	ppb	ppb	ppb	ppb
Avg	51064.	556.09	993.95	333480.	524.19	504.60	499.2
Stddev	340.	.70	8.25	1707.	2.37	4.26	6.0
%RSD	.66653	.12622	.83016	.51189	.45225	.84348	1.194
Check ?	Chk Pass	Chk Pass	Chk Pass	Chk Pass	Chk Pass	Chk Pass	Chk Pass
High Limit							
Low Limit							

PDF created with pdfFactory Pro trial version www.pdffactory.com

Sample Name: PDS 240-67456-a-1b@5 Acquired: 7/27/2016 11:49:33 Type: Unk
Method: ICP I9 Method 200.7-6010(v138) Mode: CONC Corr. Factor: 1.000000
User: analyst Custom ID1: Custom ID2: Custom ID3:
Comment:

Elem	Se1960	Sn1899	Ti3372	Tl1908	V_2908	Zn2062	Si2516
IS Ref	(Y_2243)	(In2306)	(Y_3600)	(In2306)	(Y_3710)	(In2306)	(Y_3710)
Units	ppb	ppb	ppb	ppb	ppb	ppb	ppb
Avg	2120.3	2058.3	1008.5	1992.5	506.80	F 15399.	2513.8
Stddev	15.5	19.3	.8	3.5	9.68	95.	34.1
%RSD	.73106	.93795	.08272	.17534	1.9102	.61974	1.3576
Check ?	Chk Pass	Chk Pass	Chk Pass	Chk Pass	Chk Pass	Chk Fail	Chk Pass
High Limit						10000.	
Low Limit						-500000.	

Elem	Sr3464
IS Ref	(Y_3710)
Units	ppb
Avg	1316.2
Stddev	17.0
%RSD	1.2942
Check ?	Chk Pass
High Limit	
Low Limit	

Int. Std.	In2306	Y_2243	Y_3600	Y_3710
Units	Cts/S	Cts/S	Cts/S	Cts/S
Avg	5003.7	4153.1	57821.	8457.6
Stddev	4.7	2.1	182.	49.0
%RSD	.09471	.04984	.31424	.57940
Check ?	Chk Pass	Chk Pass	Chk Pass	Chk Pass
Value	85.635%	95.556%	91.983%	98.036%
Range				

PDF created with pdfFactory Pro trial version www.pdffactory.com

Sample Name: CCV-2632473 Acquired: 7/27/2016 11:53:27 Type: QC
Method: ICP I9 Method 200.7-6010(v138) Mode: CONC Corr. Factor: 1.000000
User: analyst Custom ID1: Custom ID2: Custom ID3:
Comment:

Elem	Ag3280	Al3082	As1890	B_1826	Ba4554	Be3130	Ca3179	Cd2288
IS Ref	(Y_3600)	(Y_3710)	(Y_2243)	(Y_2243)	(Y_3710)	(Y_3710)	(Y_3710)	(Y_2243)
Units	ppb	ppb	ppb	ppb	ppb	ppb	ppb	ppb
Avg	999.53	24119.	492.48	5051.7	1945.4	1958.5	49461.	491.9
Stddev	.28	65.	3.55	12.8	2.1	5.3	205.	2.4
%RSD	.02778	.27155	.72057	.25282	.10619	.26865	.41386	.4821
Check ?	Chk Pass	Chk Pass	Chk Pass	Chk Pass	Chk Pass	Chk Pass	Chk Pass	Chk Pass
Value								
Range								

Elem	Co2286	Cr2677	Cu3273	Fe2599	K_7664	Li6707	Mg2790	Mn2576
IS Ref	(In2306)	(Y_3600)	(Y_3600)	(Y_3710)	(Y_3710)	(Y_3710)	(Y_3710)	(Y_3600)
Units	ppb	ppb	ppb	ppb	ppb	ppb	ppb	ppb
Avg	1983.8	1937.0	1929.5	24835.	48537.	4968.4	48730.	1948.6
Stddev	9.5	2.5	3.3	45.	139.	9.1	216.	3.9
%RSD	.47720	.12991	.17315	.18223	.28715	.18245	.44300	.19985
Check ?	Chk Pass	Chk Pass	Chk Pass	Chk Pass	Chk Pass	Chk Pass	Chk Pass	Chk Pass
Value								
Range								

Elem	Mo2020	Na5895	Ni2316	Pb2203	Sb2175	Se1960	Sn1899	Ti3372
IS Ref	(Y_2243)	(Y_3710)	(In2306)	(Y_2243)	(Y_2243)	(Y_2243)	(In2306)	(Y_3600)
Units	ppb	ppb	ppb	ppb	ppb	ppb	ppb	ppb
Avg	1981.6	48755.	1990.1	477.89	499.2	502.89	5081.4	5019.2
Stddev	15.4	66.	9.8	3.85	2.5	3.50	22.8	47.3
%RSD	.77679	.13462	.49177	.80563	.5079	.69587	.44824	.94157
Check ?	Chk Pass	Chk Pass	Chk Pass	Chk Pass	Chk Pass	Chk Pass	Chk Pass	Chk Pass
Value								
Range								

PDF created with pdfFactory Pro trial version www.pdffactory.com

Sample Name: CCV-2632473 Acquired: 7/27/2016 11:53:27 Type: QC
Method: ICP I9 Method 200.7-6010(v138) Mode: CONC Corr. Factor: 1.000000
User: analyst Custom ID1: Custom ID2: Custom ID3:
Comment:

Elem	Tl1908	V_2908	Zn2062	Si2516	Sr3464
IS Ref	(In2306)	(Y_3710)	(In2306)	(Y_3710)	(Y_3710)
Units	ppb	ppb	ppb	ppb	ppb
Avg	994.48	1948.2	2043.3	5103.8	4902.6
Stddev	7.38	8.3	9.3	59.5	18.1
%RSD	.74209	.42623	.45529	1.1653	.36818
Check ?	Chk Pass	Chk Pass	Chk Pass	Chk Pass	Chk Pass
Value					
Range					

Int. Std.	In2306	Y_2243	Y_3600	Y_3710
Units	Cts/S	Cts/S	Cts/S	Cts/S
Avg	5254.0	4260.6	59515.	8351.1
Stddev	3.3	7.1	84.	18.0
%RSD	.06361	.16642	.14058	.21549

PDF created with pdfFactory Pro trial version www.pdffactory.com

Sample Name: CCB Acquired: 7/27/2016 11:57:22 Type: QC
Method: ICP I9 Method 200.7-6010(v138) Mode: CONC Corr. Factor: 1.000000
User: analyst Custom ID1: Custom ID2: Custom ID3:
Comment:

Elem	Ag3280	Al3082	As1890	B_1826	Ba4554	Be3130	Ca3179	Cd2288
IS Ref	(Y_3600)	(Y_3710)	(Y_2243)	(Y_2243)	(Y_3710)	(Y_3710)	(Y_3710)	(Y_2243)
Units	ppb	ppb	ppb	ppb	ppb	ppb	ppb	ppb
Avg	-.38771	-2.4656	.24890	7.0919	.48094	.12770	15.766	-.0362
Stddev	.15755	19.686	1.8963	.9732	.02766	.01775	1.736	.0973
%RSD	40.637	798.41	761.87	13.723	5.7515	13.898	11.012	268.6
Check ?	Chk Pass	Chk Pass	Chk Pass	Chk Pass	Chk Pass	Chk Pass	Chk Pass	Chk Pass
High Limit								
Low Limit								

Elem	Co2286	Cr2677	Cu3273	Fe2599	K_7664	Li6707	Mg2790	Mn2576
IS Ref	(In2306)	(Y_3600)	(Y_3600)	(Y_3710)	(Y_3710)	(Y_3710)	(Y_3710)	(Y_3600)
Units	ppb	ppb	ppb	ppb	ppb	ppb	ppb	ppb
Avg	.21956	-.21391	.64250	2.0515	81.690	2.2453	11.031	.17759
Stddev	.11781	.25311	.96587	.7779	34.460	.8677	9.175	.01958
%RSD	53.657	118.33	150.33	37.916	42.184	38.646	83.175	11.027
Check ?	Chk Pass	Chk Pass	Chk Pass	Chk Pass	Chk Pass	Chk Pass	Chk Pass	Chk Pass
High Limit								
Low Limit								

Elem	Mo2020	Na5895	Ni2316	Pb2203	Sb2175	Se1960	Sn1899	Ti3372
IS Ref	(Y_2243)	(Y_3710)	(In2306)	(Y_2243)	(Y_2243)	(Y_2243)	(In2306)	(Y_3600)
Units	ppb	ppb	ppb	ppb	ppb	ppb	ppb	ppb
Avg	4.3279	197.05	-.17836	1.8045	.7367	.00821	.80283	1.9681
Stddev	.1379	6.17	.09491	1.0320	1.079	2.6568	.24708	.1341
%RSD	3.1861	3.1309	53.214	57.191	146.5	32344.	30.776	6.8128
Check ?	Chk Pass	Chk Pass	Chk Pass	Chk Pass	Chk Pass	Chk Pass	Chk Pass	Chk Pass
High Limit								
Low Limit								

PDF created with pdfFactory Pro trial version www.pdffactory.com

Sample Name: CCB Acquired: 7/27/2016 11:57:22 Type: QC
Method: ICP I9 Method 200.7-6010(v138) Mode: CONC Corr. Factor: 1.000000
User: analyst Custom ID1: Custom ID2: Custom ID3:
Comment:

Elem	Tl1908	V_2908	Zn2062	Si2516	Sr3464
IS Ref	(In2306)	(Y_3710)	(In2306)	(Y_3710)	(Y_3710)
Units	ppb	ppb	ppb	ppb	ppb
Avg	.70310	.16975	.96798	-15.093	2.7427
Stddev	.27623	2.3925	.05215	2.748	2.0614
%RSD	39.287	1409.4	5.3872	18.204	75.160
Check ?	Chk Pass	Chk Pass	Chk Pass	Chk Pass	Chk Pass
High Limit					
Low Limit					

Int. Std.	In2306	Y_2243	Y_3600	Y_3710
Units	Cts/S	Cts/S	Cts/S	Cts/S
Avg	5964.7	4460.1	63092.	8448.2
Stddev	1.9	3.2	44.	30.8
%RSD	.03129	.07227	.06954	.36429

PDF created with pdfFactory Pro trial version www.pdffactory.com

Sample Name: 190-11160-a-1-b Acquired: 7/27/2016 12:24:56 Type: Unk
Method: ICP I9 Method 200.7-6010(v138) Mode: CONC Corr. Factor: 1.000000
User: analyst Custom ID1: Custom ID2: Custom ID3:
Comment:

Elem	Ag3280	Al3082	As1890	B_1826	Ba4554	Be3130
IS Ref	(Y_3600)	(Y_3710)	(Y_2243)	(Y_2243)	(Y_3710)	(Y_3710)
Units	ppb	ppb	ppb	ppb	ppb	ppb
Avg	-.72685	28.961	8.8261	932.09	745.88	.01820
Stddev	.54692	17.039	2.3517	8.68	2.16	.11346
%RSD	75.245	58.832	26.645	.93080	.28982	623.50
Check ?	Chk Pass	Chk Pass	Chk Pass	Chk Pass	Chk Pass	Chk Pass
High Limit						
Low Limit						

Elem	Ca3179	Cd2288	Co2286	Cr2677	Cu3273	Fe2599
IS Ref	(Y_3710)	(Y_2243)	(In2306)	(Y_3600)	(Y_3600)	(Y_3710)
Units	ppb	ppb	ppb	ppb	ppb	ppb
Avg	628440.	129.5	172.74	1.7247	65.783	5505.0
Stddev	5245.	2.1	3.28	.0839	.613	10.4
%RSD	.83465	1.618	1.8982	4.8642	.93245	.18960
Check ?	Chk Pass	Chk Pass	Chk Pass	Chk Pass	Chk Pass	Chk Pass
High Limit						
Low Limit						

Elem	K_7664	Li6707	Mg2790	Mn2576	Mo2020	Na5895
IS Ref	(Y_3710)	(Y_3710)	(Y_3710)	(Y_3600)	(Y_2243)	(Y_3710)
Units	ppb	ppb	ppb	ppb	ppb	ppb
Avg	20161.	74.269	17117.	3204.3	10.767	F 1244900.
Stddev	207.	2.056	116.	2.5	.333	19084.
%RSD	1.0290	2.7687	.67832	.07660	3.0895	1.5329
Check ?	Chk Pass	Chk Pass	Chk Pass	Chk Pass	Chk Pass	Chk Fail
High Limit						500000.
Low Limit						-500000.

PDF created with pdfFactory Pro trial version www.pdffactory.com

Sample Name: 190-11160-a-1-b Acquired: 7/27/2016 12:24:56 Type: Unk
Method: ICP I9 Method 200.7-6010(v138) Mode: CONC Corr. Factor: 1.000000
User: analyst Custom ID1: Custom ID2: Custom ID3:
Comment:

Elem	Ni2316	Pb2203	Sb2175	Se1960	Sn1899	Ti3372
IS Ref	(In2306)	(Y_2243)	(Y_2243)	(Y_2243)	(In2306)	(Y_3600)
Units	ppb	ppb	ppb	ppb	ppb	ppb
Avg	558.13	4.7084	5.794	4.8711	4.3144	.96097
Stddev	8.61	1.7735	1.291	1.6327	.9139	.26587
%RSD	1.5418	37.667	22.28	33.519	21.183	27.667
Check ?	Chk Pass	Chk Pass	Chk Pass	Chk Pass	Chk Pass	Chk Pass
High Limit						
Low Limit						

Elem	Tl1908	V_2908	Zn2062	Si2516	Sr3464
IS Ref	(In2306)	(Y_3710)	(In2306)	(Y_3710)	(Y_3710)
Units	ppb	ppb	ppb	ppb	ppb
Avg	9.0168	-3.5837	F 90688.	7625.4	1078.1
Stddev	1.0232	2.0964	295.	65.6	6.3
%RSD	11.348	58.500	.32549	.86050	.58520
Check ?	Chk Pass	Chk Pass	Chk Fail	Chk Pass	Chk Pass
High Limit			10000.		
Low Limit			-500000.		

Int. Std.	In2306	Y_2243	Y_3600	Y_3710
Units	Cts/S	Cts/S	Cts/S	Cts/S
Avg	4402.5	3779.8	52088.	8240.4
Stddev	7.6	4.7	62.	48.4
%RSD	.17344	.12378	.11890	.58712
Check ?	Chk Pass	Chk Pass	Chk Pass	Chk Pass
Value	75.346%	86.967%	82.862%	95.518%
Range				

PDF created with pdfFactory Pro trial version www.pdffactory.com

Sample Name: CCV-2632473 Acquired: 7/27/2016 12:29:29 Type: QC
Method: ICP I9 Method 200.7-6010(v138) Mode: CONC Corr. Factor: 1.000000
User: analyst Custom ID1: Custom ID2: Custom ID3:
Comment:

Elem	Ag3280	Al3082	As1890	B_1826	Ba4554	Be3130	Ca3179	Cd2288
IS Ref	(Y_3600)	(Y_3710)	(Y_2243)	(Y_2243)	(Y_3710)	(Y_3710)	(Y_3710)	(Y_2243)
Units	ppb	ppb	ppb	ppb	ppb	ppb	ppb	ppb
Avg	985.63	23567.	484.16	5151.3	1965.8	1933.1	48879.	491.4
Stddev	2.11	509.	6.70	144.6	10.6	10.5	511.	.9
%RSD	.21377	2.1580	1.3833	2.8069	.54052	.54111	1.0457	.1905
Check ?	Chk Pass	Chk Pass	Chk Pass	Chk Pass	Chk Pass	Chk Pass	Chk Pass	Chk Pass
Value								
Range								

Elem	Co2286	Cr2677	Cu3273	Fe2599	K_7664	Li6707	Mg2790	Mn2576
IS Ref	(In2306)	(Y_3600)	(Y_3600)	(Y_3710)	(Y_3710)	(Y_3710)	(Y_3710)	(Y_3600)
Units	ppb	ppb	ppb	ppb	ppb	ppb	ppb	ppb
Avg	1989.7	1948.2	1904.0	24945.	51427.	5158.8	48249.	1993.0
Stddev	1.6	2.6	3.3	122.	1445.	71.4	476.	3.5
%RSD	.07958	.13285	.17462	.48938	2.8106	1.3833	.98686	.17610
Check ?	Chk Pass	Chk Pass	Chk Pass	Chk Pass	Chk Pass	Chk Pass	Chk Pass	Chk Pass
Value								
Range								

Elem	Mo2020	Na5895	Ni2316	Pb2203	Sb2175	Se1960	Sn1899	Ti3372
IS Ref	(Y_2243)	(Y_3710)	(In2306)	(Y_2243)	(Y_2243)	(Y_2243)	(In2306)	(Y_3600)
Units	ppb	ppb	ppb	ppb	ppb	ppb	ppb	ppb
Avg	1990.4	49667.	1996.5	478.36	495.2	496.88	5116.2	5098.9
Stddev	4.5	828.	3.5	.94	3.8	1.44	6.1	4.4
%RSD	.22666	1.6680	.17416	.19676	.7736	.28885	.11988	.08544
Check ?	Chk Pass	Chk Pass	Chk Pass	Chk Pass	Chk Pass	Chk Pass	Chk Pass	Chk Pass
Value								
Range								

PDF created with pdfFactory Pro trial version www.pdffactory.com

Sample Name: CCV-2632473 Acquired: 7/27/2016 12:29:29 Type: QC
Method: ICP I9 Method 200.7-6010(v138) Mode: CONC Corr. Factor: 1.000000
User: analyst Custom ID1: Custom ID2: Custom ID3:
Comment:

Elem	Tl1908	V_2908	Zn2062	Si2516	Sr3464
IS Ref	(In2306)	(Y_3710)	(In2306)	(Y_3710)	(Y_3710)
Units	ppb	ppb	ppb	ppb	ppb
Avg	1001.8	1906.3	2066.7	5008.0	4845.0
Stddev	11.7	29.4	4.5	14.1	47.1
%RSD	1.1715	1.5446	.21845	.28178	.97211
Check ?	Chk Pass	Chk Pass	Chk Pass	Chk Pass	Chk Pass
Value					
Range					

Int. Std.	In2306	Y_2243	Y_3600	Y_3710
Units	Cts/S	Cts/S	Cts/S	Cts/S
Avg	5152.0	4189.9	55053.	8126.7
Stddev	117.4	94.0	398.	100.1
%RSD	2.2792	2.2447	.72252	1.2313

PDF created with pdfFactory Pro trial version www.pdffactory.com

Sample Name: CCB Acquired: 7/27/2016 12:33:09 Type: QC
Method: ICP I9 Method 200.7-6010(v138) Mode: CONC Corr. Factor: 1.000000
User: analyst Custom ID1: Custom ID2: Custom ID3:
Comment:

Elem	Ag3280	Al3082	As1890	B_1826	Ba4554	Be3130	Ca3179	Cd2288
IS Ref	(Y_3600)	(Y_3710)	(Y_2243)	(Y_2243)	(Y_3710)	(Y_3710)	(Y_3710)	(Y_2243)
Units	ppb	ppb	ppb	ppb	ppb	ppb	ppb	ppb
Avg	-.73070	-.31128	.67545	6.2270	.47575	.08535	23.621	.0038
Stddev	.42334	23.597	.91875	.3601	.22089	.02184	1.501	.0995
%RSD	57.935	7580.6	136.02	5.7822	46.430	25.589	6.3555	2639.
Check ?	Chk Pass	Chk Pass	Chk Pass	Chk Pass	Chk Pass	Chk Pass	Chk Pass	Chk Pass
High Limit								
Low Limit								

Elem	Co2286	Cr2677	Cu3273	Fe2599	K_7664	Li6707	Mg2790	Mn2576
IS Ref	(In2306)	(Y_3600)	(Y_3600)	(Y_3710)	(Y_3710)	(Y_3710)	(Y_3710)	(Y_3600)
Units	ppb	ppb	ppb	ppb	ppb	ppb	ppb	ppb
Avg	.11532	-.07834	.27831	1.3925	83.415	2.1055	5.8401	.34186
Stddev	.17266	.30394	.83436	.7132	19.397	.6258	9.6777	.02163
%RSD	149.73	387.97	299.79	51.214	23.254	29.724	165.71	6.3267
Check ?	Chk Pass	Chk Pass	Chk Pass	Chk Pass	Chk Pass	Chk Pass	Chk Pass	Chk Pass
High Limit								
Low Limit								

Elem	Mo2020	Na5895	Ni2316	Pb2203	Sb2175	Se1960	Sn1899	Ti3372
IS Ref	(Y_2243)	(Y_3710)	(In2306)	(Y_2243)	(Y_2243)	(Y_2243)	(In2306)	(Y_3600)
Units	ppb	ppb	ppb	ppb	ppb	ppb	ppb	ppb
Avg	3.8436	366.77	-.23971	.17142	-.3899	1.0508	.84348	1.8429
Stddev	.2231	12.31	.21206	.21031	1.075	1.5957	.41532	.1422
%RSD	5.8037	3.3572	88.463	122.69	275.7	151.86	49.238	7.7139
Check ?	Chk Pass	Chk Pass	Chk Pass	Chk Pass	Chk Pass	Chk Pass	Chk Pass	Chk Pass
High Limit								
Low Limit								

PDF created with pdfFactory Pro trial version www.pdffactory.com

Sample Name: CCB Acquired: 7/27/2016 12:33:09 Type: QC
Method: ICP I9 Method 200.7-6010(v138) Mode: CONC Corr. Factor: 1.000000
User: analyst Custom ID1: Custom ID2: Custom ID3:
Comment:

Elem	Tl1908	V_2908	Zn2062	Si2516	Sr3464
IS Ref	(In2306)	(Y_3710)	(In2306)	(Y_3710)	(Y_3710)
Units	ppb	ppb	ppb	ppb	ppb
Avg	-.07931	1.1309	2.2989	-18.981	3.4390
Stddev	.77670	1.2006	.1247	9.617	2.4255
%RSD	979.29	106.17	5.4234	50.669	70.529
Check ?	Chk Pass	Chk Pass	Chk Pass	Chk Pass	Chk Pass
High Limit					
Low Limit					

Int. Std.	In2306	Y_2243	Y_3600	Y_3710
Units	Cts/S	Cts/S	Cts/S	Cts/S
Avg	5961.3	4461.8	62984.	8453.1
Stddev	9.0	5.1	114.	36.3
%RSD	.15054	.11324	.18057	.42999

PDF created with pdfFactory Pro trial version www.pdffactory.com

Sample Name: 190-11166-a-2-h Acquired: 7/27/2016 12:45:25 Type: Unk
Method: ICP I9 Method 200.7-6010(v138) Mode: CONC Corr. Factor: 1.000000
User: analyst Custom ID1: Custom ID2: Custom ID3:
Comment:

Elem	Ag3280	Al3082	As1890	B_1826	Ba4554	Be3130	Ca3179	Cd2288
IS Ref	(Y_3600)	(Y_3710)	(Y_2243)	(Y_2243)	(Y_3710)	(Y_3710)	(Y_3710)	(Y_2243)
Units	ppb	ppb	ppb	ppb	ppb	ppb	ppb	ppb
Avg	-.27744	233.49	.04960	21.907	18.506	.15727	1324.1	1.120
Stddev	.20226	10.18	1.4134	.658	.435	.02696	4.8	.036
%RSD	72.903	4.3615	2849.3	3.0055	2.3528	17.140	.36463	3.177
Check ?	Chk Pass	Chk Pass	Chk Pass	Chk Pass	Chk Pass	Chk Pass	Chk Pass	Chk Pass
High Limit								
Low Limit								

Elem	Co2286	Cr2677	Cu3273	Fe2599	K_7664	Li6707	Mg2790	Mn2576
IS Ref	(In2306)	(Y_3600)	(Y_3600)	(Y_3710)	(Y_3710)	(Y_3710)	(Y_3710)	(Y_3600)
Units	ppb	ppb	ppb	ppb	ppb	ppb	ppb	ppb
Avg	1.1389	3.5926	16.967	275.78	152.06	2.7878	668.41	59.866
Stddev	.2536	.4101	.700	1.84	13.70	.9527	10.49	.049
%RSD	22.263	11.416	4.1265	.66579	9.0085	34.172	1.5697	.08238
Check ?	Chk Pass	Chk Pass	Chk Pass	Chk Pass	Chk Pass	Chk Pass	Chk Pass	Chk Pass
High Limit								
Low Limit								

Elem	Mo2020	Na5895	Ni2316	Pb2203	Sb2175	Se1960	Sn1899	Ti3372
IS Ref	(Y_2243)	(Y_3710)	(In2306)	(Y_2243)	(Y_2243)	(Y_2243)	(In2306)	(Y_3600)
Units	ppb	ppb	ppb	ppb	ppb	ppb	ppb	ppb
Avg	43.921	1973.0	14.673	1.7989	.4928	3.6636	40.728	.96910
Stddev	.118	6.9	.265	1.1423	1.752	.4413	.310	.30347
%RSD	.26768	.35095	1.8061	63.500	355.4	12.046	.76045	31.315
Check ?	Chk Pass	Chk Pass	Chk Pass	Chk Pass	Chk Pass	Chk Pass	Chk Pass	Chk Pass
High Limit								
Low Limit								

PDF created with pdfFactory Pro trial version www.pdffactory.com

Sample Name: 190-11166-a-2-h Acquired: 7/27/2016 12:45:25 Type: Unk
Method: ICP I9 Method 200.7-6010(v138) Mode: CONC Corr. Factor: 1.000000
User: analyst Custom ID1: Custom ID2: Custom ID3:
Comment:

Elem	Tl1908	V_2908	Zn2062	Si2516	Sr3464
IS Ref	(In2306)	(Y_3710)	(In2306)	(Y_3710)	(Y_3710)
Units	ppb	ppb	ppb	ppb	ppb
Avg	-2.5176	-1.1910	246.01	91.217	5.3566
Stddev	1.2988	.3914	.85	12.800	.1092
%RSD	51.590	32.866	.34688	14.032	2.0389
Check ?	Chk Pass	Chk Pass	Chk Pass	Chk Pass	Chk Pass
High Limit					
Low Limit					

Int. Std.	In2306	Y_2243	Y_3600	Y_3710
Units	Cts/S	Cts/S	Cts/S	Cts/S
Avg	6015.7	4457.1	63699.	8702.3
Stddev	8.1	12.2	163.	16.6
%RSD	.13517	.27447	.25524	.19122
Check ?	Chk Pass	Chk Pass	Chk Pass	Chk Pass
Value	102.95%	102.55%	101.33%	100.87%
Range				

PDF created with pdfFactory Pro trial version www.pdffactory.com

Sample Name: SD 190-11166-a-2-h@5 Acquired: 7/27/2016 12:49:30 Type: Unk
Method: ICP I9 Method 200.7-6010(v138) Mode: CONC Corr. Factor: 1.000000
User: analyst Custom ID1: Custom ID2: Custom ID3:
Comment:

Elem	Ag3280	Al3082	As1890	B_1826	Ba4554	Be3130	Ca3179	Cd2288
IS Ref	(Y_3600)	(Y_3710)	(Y_2243)	(Y_2243)	(Y_3710)	(Y_3710)	(Y_3710)	(Y_2243)
Units	ppb	ppb	ppb	ppb	ppb	ppb	ppb	ppb
Avg	-.26736	-9.4223	.41572	7.0024	2.9411	.08031	163.66	.0686
Stddev	.59864	10.596	1.6846	.1005	.0355	.11184	.63	.0823
%RSD	223.91	112.46	405.23	1.4357	1.2081	139.27	.38457	120.0
Check ?	Chk Pass	Chk Pass	Chk Pass	Chk Pass	Chk Pass	Chk Pass	Chk Pass	Chk Pass
High Limit								
Low Limit								

Elem	Co2286	Cr2677	Cu3273	Fe2599	K_7664	Li6707	Mg2790	Mn2576
IS Ref	(In2306)	(Y_3600)	(Y_3600)	(Y_3710)	(Y_3710)	(Y_3710)	(Y_3710)	(Y_3600)
Units	ppb	ppb	ppb	ppb	ppb	ppb	ppb	ppb
Avg	.75665	.44445	9.9308	480.94	4919.9	39.252	68.561	19.568
Stddev	.06841	.10561	.8143	.79	8.0	1.025	6.127	.065
%RSD	9.0407	23.763	8.1998	.16406	.16325	2.6123	8.9361	.33140
Check ?	Chk Pass	Chk Pass	Chk Pass	Chk Pass	Chk Pass	Chk Pass	Chk Pass	Chk Pass
High Limit								
Low Limit								

Elem	Mo2020	Na5895	Ni2316	Pb2203	Sb2175	Se1960	Sn1899	Ti3372
IS Ref	(Y_2243)	(Y_3710)	(In2306)	(Y_2243)	(Y_2243)	(Y_2243)	(In2306)	(Y_3600)
Units	ppb	ppb	ppb	ppb	ppb	ppb	ppb	ppb
Avg	1.0339	1623.2	5.4684	.30948	-.6867	-.87276	14.191	.05452
Stddev	.2395	4.3	.0770	1.0898	.9447	1.8499	.168	.24846
%RSD	23.168	.26196	1.4080	352.15	137.6	211.96	1.1867	455.70
Check ?	Chk Pass	Chk Pass	Chk Pass	Chk Pass	Chk Pass	Chk Pass	Chk Pass	Chk Pass
High Limit								
Low Limit								

PDF created with pdfFactory Pro trial version www.pdffactory.com

Sample Name: SD 190-11166-a-2-h@5 Acquired: 7/27/2016 12:49:30 Type: Unk
Method: ICP I9 Method 200.7-6010(v138) Mode: CONC Corr. Factor: 1.000000
User: analyst Custom ID1: Custom ID2: Custom ID3:
Comment:

Elem	Tl1908	V_2908	Zn2062	Si2516	Sr3464
IS Ref	(In2306)	(Y_3710)	(In2306)	(Y_3710)	(Y_3710)
Units	ppb	ppb	ppb	ppb	ppb
Avg	.17674	-1.2389	102.34	-2.8613	3.4893
Stddev	.27780	2.1501	.90	3.1738	4.7614
%RSD	157.18	173.55	.88052	110.92	136.46
Check ?	Chk Pass	Chk Pass	Chk Pass	Chk Pass	Chk Pass
High Limit					
Low Limit					

Int. Std.	In2306	Y_2243	Y_3600	Y_3710
Units	Cts/S	Cts/S	Cts/S	Cts/S
Avg	5998.2	4505.8	64069.	8851.1
Stddev	9.7	9.5	271.	15.2
%RSD	.16217	.21107	.42272	.17167
Check ?	Chk Pass	Chk Pass	Chk Pass	Chk Pass
Value	102.65%	103.67%	101.92%	102.60%
Range				

PDF created with pdfFactory Pro trial version www.pdffactory.com

Sample Name: 190-11166-a-2-i ms@5 Acquired: 7/27/2016 12:53:35 Type: Unk
Method: ICP I9 Method 200.7-6010(v138) Mode: CONC Corr. Factor: 1.000000
User: analyst Custom ID1: Custom ID2: Custom ID3:
Comment:

Elem	Ag3280	Al3082	As1890	B_1826	Ba4554	Be3130	Ca3179
IS Ref	(Y_3600)	(Y_3710)	(Y_2243)	(Y_2243)	(Y_3710)	(Y_3710)	(Y_3710)
Units	ppb	ppb	ppb	ppb	ppb	ppb	ppb
Avg	W 195.39	425.81	948.60	196.67	9431.3	9.4683	277.40
Stddev	.36	10.57	9.95	.76	30.2	.0829	3.95
%RSD	.18671	2.4813	1.0486	.38454	.31994	.87541	1.4230
Check ?	Chk Warn	Chk Pass	Chk Pass	Chk Pass	Chk Pass	Chk Pass	Chk Pass
High Limit	100.00						
Low Limit	-500000.						

Elem	Cd2288	Co2286	Cr2677	Cu3273	Fe2599	K_7664	Li6707
IS Ref	(Y_2243)	(In2306)	(Y_3600)	(Y_3600)	(Y_3710)	(Y_3710)	(Y_3710)
Units	ppb	ppb	ppb	ppb	ppb	ppb	ppb
Avg	193.3	94.005	948.17	53.018	254.05	34.797	186.93
Stddev	.9	1.172	1.84	.246	.39	16.047	2.04
%RSD	.4556	1.2465	.19362	.46403	.15218	46.116	1.0928
Check ?	Chk Pass	Chk Pass	Chk Pass	Chk Pass	Chk Pass	Chk Pass	Chk Pass
High Limit							
Low Limit							

Elem	Mg2790	Mn2576	Mo2020	Na5895	Ni2316	Pb2203	Sb2175
IS Ref	(Y_3710)	(Y_3600)	(Y_2243)	(Y_3710)	(In2306)	(Y_2243)	(Y_2243)
Units	ppb	ppb	ppb	ppb	ppb	ppb	ppb
Avg	144.10	110.70	200.90	479.28	97.087	984.09	90.03
Stddev	7.39	.38	1.79	6.50	.704	5.80	1.26
%RSD	5.1292	.34269	.89123	1.3564	.72485	.58975	1.400
Check ?	Chk Pass	Chk Pass	Chk Pass	Chk Pass	Chk Pass	Chk Pass	Chk Pass
High Limit							
Low Limit							

PDF created with pdfFactory Pro trial version www.pdffactory.com

Sample Name: 190-11166-a-2-i ms@5 Acquired: 7/27/2016 12:53:35 Type: Unk
Method: ICP I9 Method 200.7-6010(v138) Mode: CONC Corr. Factor: 1.000000
User: analyst Custom ID1: Custom ID2: Custom ID3:
Comment:

Elem	Se1960	Sn1899	Ti3372	Tl1908	V_2908	Zn2062	Si2516
IS Ref	(Y_2243)	(In2306)	(Y_3600)	(In2306)	(Y_3710)	(In2306)	(Y_3710)
Units	ppb	ppb	ppb	ppb	ppb	ppb	ppb
Avg	192.26	377.40	194.31	369.75	93.029	143.41	198.77
Stddev	2.59	1.40	.26	2.22	2.623	.69	8.56
%RSD	1.3461	.37212	.13198	.59988	2.8200	.48206	4.3077
Check ?	Chk Pass	Chk Pass	Chk Pass	Chk Pass	Chk Pass	Chk Pass	Chk Pass
High Limit							
Low Limit							

Elem	Sr3464
IS Ref	(Y_3710)
Units	ppb
Avg	201.41
Stddev	3.80
%RSD	1.8884
Check ?	Chk Pass
High Limit	
Low Limit	

Int. Std.	In2306	Y_2243	Y_3600	Y_3710
Units	Cts/S	Cts/S	Cts/S	Cts/S
Avg	6071.7	4539.6	65078.	8921.2
Stddev	8.3	5.8	173.	16.7
%RSD	.13633	.12830	.26524	.18687
Check ?	Chk Pass	Chk Pass	Chk Pass	Chk Pass
Value	103.91%	104.45%	103.53%	103.41%
Range				

PDF created with pdfFactory Pro trial version www.pdffactory.com

Sample Name: 190-11166-a-2-jmsd@5 Acquired: 7/27/2016 12:57:31 Type: Unk
Method: ICP I9 Method 200.7-6010(v138) Mode: CONC Corr. Factor: 1.000000
User: analyst Custom ID1: Custom ID2: Custom ID3:
Comment:

Elem	Ag3280	Al3082	As1890	B_1826	Ba4554	Be3130	Ca3179
IS Ref	(Y_3600)	(Y_3710)	(Y_2243)	(Y_2243)	(Y_3710)	(Y_3710)	(Y_3710)
Units	ppb	ppb	ppb	ppb	ppb	ppb	ppb
Avg	W 199.20	440.53	968.23	200.46	9718.2	9.6669	272.03
Stddev	.79	21.80	10.65	1.22	39.4	.0435	3.06
%RSD	.39550	4.9478	1.1000	.60664	.40539	.45055	1.1264
Check ?	Chk Warn	Chk Pass	Chk Pass	Chk Pass	Chk Pass	Chk Pass	Chk Pass
High Limit	100.00						
Low Limit	-500000.						

Elem	Cd2288	Co2286	Cr2677	Cu3273	Fe2599	K_7664	Li6707
IS Ref	(Y_2243)	(In2306)	(Y_3600)	(Y_3600)	(Y_3710)	(Y_3710)	(Y_3710)
Units	ppb	ppb	ppb	ppb	ppb	ppb	ppb
Avg	196.7	96.012	970.37	54.884	261.27	43.879	191.82
Stddev	1.2	.838	.78	.199	1.32	6.224	2.01
%RSD	.6290	.87293	.08081	.36262	.50539	14.184	1.0483
Check ?	Chk Pass	Chk Pass	Chk Pass	Chk Pass	Chk Pass	Chk Pass	Chk Pass
High Limit							
Low Limit							

Elem	Mg2790	Mn2576	Mo2020	Na5895	Ni2316	Pb2203	Sb2175
IS Ref	(Y_3710)	(Y_3600)	(Y_2243)	(Y_3710)	(In2306)	(Y_2243)	(Y_2243)
Units	ppb	ppb	ppb	ppb	ppb	ppb	ppb
Avg	144.71	112.71	205.54	465.30	98.521	1003.5	94.79
Stddev	10.10	.53	1.49	4.68	.721	5.5	1.28
%RSD	6.9759	.47294	.72604	1.0053	.73157	.54464	1.352
Check ?	Chk Pass	Chk Pass	Chk Pass	Chk Pass	Chk Pass	Chk Pass	Chk Pass
High Limit							
Low Limit							

PDF created with pdfFactory Pro trial version www.pdffactory.com

Sample Name: 190-11166-a-2-jmsd@5 Acquired: 7/27/2016 12:57:31 Type: Unk
Method: ICP I9 Method 200.7-6010(v138) Mode: CONC Corr. Factor: 1.000000
User: analyst Custom ID1: Custom ID2: Custom ID3:
Comment:

Elem	Se1960	Sn1899	Ti3372	Tl1908	V_2908	Zn2062	Si2516
IS Ref	(Y_2243)	(In2306)	(Y_3600)	(In2306)	(Y_3710)	(In2306)	(Y_3710)
Units	ppb	ppb	ppb	ppb	ppb	ppb	ppb
Avg	199.26	386.54	198.31	377.50	96.238	145.72	205.82
Stddev	1.24	4.21	.09	3.77	2.249	1.68	7.19
%RSD	.62131	1.0887	.04689	.99947	2.3365	1.1559	3.4951
Check ?	Chk Pass	Chk Pass	Chk Pass	Chk Pass	Chk Pass	Chk Pass	Chk Pass
High Limit							
Low Limit							

Elem	Sr3464
IS Ref	(Y_3710)
Units	ppb
Avg	200.10
Stddev	2.11
%RSD	1.0530
Check ?	Chk Pass
High Limit	
Low Limit	

Int. Std.	In2306	Y_2243	Y_3600	Y_3710
Units	Cts/S	Cts/S	Cts/S	Cts/S
Avg	6071.2	4537.2	64908.	8910.1
Stddev	7.6	12.9	132.	7.2
%RSD	.12592	.28336	.20362	.08036
Check ?	Chk Pass	Chk Pass	Chk Pass	Chk Pass
Value	103.90%	104.40%	103.26%	103.28%
Range				

PDF created with pdfFactory Pro trial version www.pdffactory.com

Sample Name: PDS 190-11166-a-2-h Acquired: 7/27/2016 13:01:28 Type: Unk
Method: ICP I9 Method 200.7-6010(v138) Mode: CONC Corr. Factor: 1.000000
User: analyst Custom ID1: Custom ID2: Custom ID3:
Comment:

Elem	Ag3280	Al3082	As1890	B_1826	Ba4554	Be3130
IS Ref	(Y_3600)	(Y_3710)	(Y_2243)	(Y_2243)	(Y_3710)	(Y_3710)
Units	ppb	ppb	ppb	ppb	ppb	ppb
Avg	44.656	5196.7	2081.3	3883.2	1966.7	49.906
Stddev	.505	56.1	19.2	24.6	4.8	.232
%RSD	1.1314	1.0804	.92236	.63323	.24341	.46578
Check ?	Chk Pass	Chk Pass	Chk Pass	Chk Pass	Chk Pass	Chk Pass
High Limit						
Low Limit						

Elem	Ca3179	Cd2288	Co2286	Cr2677	Cu3273	Fe2599
IS Ref	(Y_3710)	(Y_2243)	(In2306)	(Y_3600)	(Y_3600)	(Y_3710)
Units	ppb	ppb	ppb	ppb	ppb	ppb
Avg	50608.	53.28	556.30	843.70	2351.8	2765.3
Stddev	148.	.65	6.33	1.76	1.5	14.7
%RSD	.29145	1.217	1.1377	.20825	.06453	.53270
Check ?	Chk Pass	Chk Pass	Chk Pass	Chk Pass	Chk Pass	Chk Pass
High Limit						
Low Limit						

Elem	K_7664	Li6707	Mg2790	Mn2576	Mo2020	Na5895
IS Ref	(Y_3710)	(Y_3710)	(Y_3710)	(Y_3600)	(Y_2243)	(Y_3710)
Units	ppb	ppb	ppb	ppb	ppb	ppb
Avg	135420.	1088.1	48430.	517.78	1660.8	F 887950.
Stddev	277.	3.9	112.	1.39	20.9	13628.
%RSD	.20487	.35543	.23206	.26818	1.2589	1.5348
Check ?	Chk Pass	Chk Pass	Chk Pass	Chk Pass	Chk Pass	Chk Fail
High Limit						500000.
Low Limit						-500000.

PDF created with pdfFactory Pro trial version www.pdffactory.com

Sample Name: PDS 190-11166-a-2-h Acquired: 7/27/2016 13:01:28 Type: Unk
Method: ICP I9 Method 200.7-6010(v138) Mode: CONC Corr. Factor: 1.000000
User: analyst Custom ID1: Custom ID2: Custom ID3:
Comment:

Elem	Ni2316	Pb2203	Sb2175	Se1960	Sn1899	Ti3372
IS Ref	(In2306)	(Y_2243)	(Y_2243)	(Y_2243)	(In2306)	(Y_3600)
Units	ppb	ppb	ppb	ppb	ppb	ppb
Avg	1329.6	467.53	549.1	2084.7	2354.2	1057.0
Stddev	14.6	4.19	3.7	21.1	26.1	.6
%RSD	1.0976	.89643	.6749	1.0103	1.1094	.05859
Check ?	Chk Pass	Chk Pass	Chk Pass	Chk Pass	Chk Pass	Chk Pass
High Limit						
Low Limit						

Elem	Tl1908	V_2908	Zn2062	Si2516	Sr3464
IS Ref	(In2306)	(Y_3710)	(In2306)	(Y_3710)	(Y_3710)
Units	ppb	ppb	ppb	ppb	ppb
Avg	1934.6	494.00	F 52709.	25455.	994.48
Stddev	14.2	2.68	284.	452.	3.63
%RSD	.73263	.54211	.53824	1.7770	.36451
Check ?	Chk Pass	Chk Pass	Chk Fail	Chk Pass	Chk Pass
High Limit			10000.		
Low Limit			-500000.		

Int. Std.	In2306	Y_2243	Y_3600	Y_3710
Units	Cts/S	Cts/S	Cts/S	Cts/S
Avg	4663.7	3984.3	54241.	8334.0
Stddev	5.5	4.6	127.	59.0
%RSD	.11730	.11652	.23481	.70830
Check ?	Chk Pass	Chk Pass	Chk Pass	Chk Pass
Value	79.816%	91.674%	86.288%	96.603%
Range				

PDF created with pdfFactory Pro trial version www.pdffactory.com

Sample Name: 240-67459-b-1-h Acquired: 7/27/2016 13:05:24 Type: Unk
Method: ICP I9 Method 200.7-6010(v138) Mode: CONC Corr. Factor: 1.000000
User: analyst Custom ID1: Custom ID2: Custom ID3:
Comment:

Elem	Ag3280	Al3082	As1890	B_1826	Ba4554	Be3130
IS Ref	(Y_3600)	(Y_3710)	(Y_2243)	(Y_2243)	(Y_3710)	(Y_3710)
Units	ppb	ppb	ppb	ppb	ppb	ppb
Avg	1.1859	3345.8	7.0465	2897.8	5.8169	.47054
Stddev	.1329	18.0	1.2843	29.2	.1667	.07251
%RSD	11.203	.53866	18.227	1.0067	2.8660	15.409
Check ?	Chk Pass	Chk Pass	Chk Pass	Chk Pass	Chk Pass	Chk Pass
High Limit						
Low Limit						

Elem	Ca3179	Cd2288	Co2286	Cr2677	Cu3273	Fe2599
IS Ref	(Y_3710)	(Y_2243)	(In2306)	(Y_3600)	(Y_3600)	(Y_3710)
Units	ppb	ppb	ppb	ppb	ppb	ppb
Avg	1428.7	3.105	37.198	668.27	2142.5	1840.9
Stddev	2.9	.066	.928	.85	4.2	10.8
%RSD	.20517	2.129	2.4942	.12702	.19749	.58773
Check ?	Chk Pass	Chk Pass	Chk Pass	Chk Pass	Chk Pass	Chk Pass
High Limit						
Low Limit						

Elem	K_7664	Li6707	Mg2790	Mn2576	Mo2020	Na5895
IS Ref	(Y_3710)	(Y_3710)	(Y_3710)	(Y_3600)	(Y_2243)	(Y_3710)
Units	ppb	ppb	ppb	ppb	ppb	ppb
Avg	86271.	26.571	122.15	17.379	673.03	F 825900.
Stddev	16.	1.264	19.53	.071	9.73	15570.
%RSD	.01822	4.7558	15.984	.41114	1.4456	1.8852
Check ?	Chk Pass	Chk Pass	Chk Pass	Chk Pass	Chk Pass	Chk Fail
High Limit						500000.
Low Limit						-500000.

PDF created with pdfFactory Pro trial version www.pdffactory.com

Sample Name: 240-67459-b-1-h Acquired: 7/27/2016 13:05:24 Type: Unk
Method: ICP I9 Method 200.7-6010(v138) Mode: CONC Corr. Factor: 1.000000
User: analyst Custom ID1: Custom ID2: Custom ID3:
Comment:

Elem	Ni2316	Pb2203	Sb2175	Se1960	Sn1899	Ti3372
IS Ref	(In2306)	(Y_2243)	(Y_2243)	(Y_2243)	(In2306)	(Y_3600)
Units	ppb	ppb	ppb	ppb	ppb	ppb
Avg	831.78	1.2698	37.29	1.3830	207.36	25.870
Stddev	10.86	.6327	1.70	1.4368	4.18	.106
%RSD	1.3060	49.821	4.566	103.89	2.0136	.41096
Check ?	Chk Pass	Chk Pass	Chk Pass	Chk Pass	Chk Pass	Chk Pass
High Limit						
Low Limit						

Elem	Tl1908	V_2908	Zn2062	Si2516	Sr3464
IS Ref	(In2306)	(Y_3710)	(In2306)	(Y_3710)	(Y_3710)
Units	ppb	ppb	ppb	ppb	ppb
Avg	2.3916	1.1301	F 53818.	25111.	7.8478
Stddev	.3747	1.0401	367.	548.	6.5737
%RSD	15.668	92.036	.68199	2.1814	83.764
Check ?	Chk Pass	Chk Pass	Chk Fail	Chk Pass	Chk Pass
High Limit			10000.		
Low Limit			-500000.		

Int. Std.	In2306	Y_2243	Y_3600	Y_3710
Units	Cts/S	Cts/S	Cts/S	Cts/S
Avg	4773.4	4054.9	54673.	8262.9
Stddev	11.6	10.6	70.	11.4
%RSD	.24226	.26072	.12872	.13786
Check ?	Chk Pass	Chk Pass	Chk Pass	Chk Pass
Value	81.693%	93.296%	86.974%	95.780%
Range				

PDF created with pdfFactory Pro trial version www.pdffactory.com

Sample Name: lb 240-239800/1-b Acquired: 7/27/2016 13:09:36 Type: QC
Method: ICP I9 Method 200.7-6010(v138) Mode: CONC Corr. Factor: 1.000000
User: analyst Custom ID1: Custom ID2: Custom ID3:
Comment:

Elem	Ag3280	Al3082	As1890	B_1826	Ba4554	Be3130	Ca3179
IS Ref	(Y_3600)	(Y_3710)	(Y_2243)	(Y_2243)	(Y_3710)	(Y_3710)	(Y_3710)
Units	ppb	ppb	ppb	ppb	ppb	ppb	ppb
Avg	-.19586	11.838	2.5534	40.394	.65006	-.06798	172.68
Stddev	.08255	15.351	.6121	.949	.08096	.03589	2.57
%RSD	42.150	129.67	23.970	2.3489	12.454	52.792	1.4872
Check ?	Chk Pass	Chk Pass	Chk Pass	Chk Pass	Chk Pass	Chk Pass	Chk Pass
High Limit							
Low Limit							

Elem	Cd2288	Co2286	Cr2677	Cu3273	Fe2599	K_7664	Li6707
IS Ref	(Y_2243)	(In2306)	(Y_3600)	(Y_3600)	(Y_3710)	(Y_3710)	(Y_3710)
Units	ppb	ppb	ppb	ppb	ppb	ppb	ppb
Avg	.0094	.07921	.58153	F 5.4137	10.386	185.22	3.9320
Stddev	.1264	.12617	.12696	.2351	.515	22.02	1.6655
%RSD	1341.	159.29	21.832	4.3433	4.9595	11.888	42.358
Check ?	Chk Pass	Chk Pass	Chk Pass	Chk Fail	Chk Pass	Chk Pass	Chk Pass
High Limit				5.0000			
Low Limit				-1000.0			

Elem	Mg2790	Mn2576	Mo2020	Na5895	Ni2316	Pb2203	Sb2175
IS Ref	(Y_3710)	(Y_3600)	(Y_2243)	(Y_3710)	(In2306)	(Y_2243)	(Y_2243)
Units	ppb	ppb	ppb	ppb	ppb	ppb	ppb
Avg	74.209	F 10.351	1.2520	F 1326.6	.03279	.32827	-1.219
Stddev	34.847	.107	.2364	60.2	.02546	1.4167	3.050
%RSD	46.957	1.0365	18.878	4.5392	77.631	431.58	250.1
Check ?	Chk Pass	Chk Fail	Chk Pass	Chk Fail	Chk Pass	Chk Pass	Chk Pass
High Limit		10.000		1000.0			
Low Limit		-1000.0		-1000.0			

PDF created with pdfFactory Pro trial version www.pdffactory.com

Sample Name: lb 240-239800/1-b Acquired: 7/27/2016 13:09:36 Type: QC
Method: ICP I9 Method 200.7-6010(v138) Mode: CONC Corr. Factor: 1.000000
User: analyst Custom ID1: Custom ID2: Custom ID3:
Comment:

Elem	Se1960	Sn1899	Ti3372	Tl1908	V_2908	Zn2062	Si2516
IS Ref	(Y_2243)	(In2306)	(Y_3600)	(In2306)	(Y_3710)	(In2306)	(Y_3710)
Units	ppb	ppb	ppb	ppb	ppb	ppb	ppb
Avg	4.0609	3.0510	.06387	-4.1813	-3.0419	7.4053	85.393
Stddev	1.9551	.6574	.07564	.6229	2.5845	.3151	7.382
%RSD	48.144	21.547	118.44	14.897	84.965	4.2544	8.6444
Check ?	Chk Pass	Chk Pass	Chk Pass	Chk Pass	Chk Pass	Chk Pass	Chk Pass
High Limit							
Low Limit							

Elem	Sr3464
IS Ref	(Y_3710)
Units	ppb
Avg	5.1508
Stddev	3.3927
%RSD	65.868
Check ?	Chk Pass
High Limit	
Low Limit	

Int. Std.	In2306	Y_2243	Y_3600	Y_3710
Units	Cts/S	Cts/S	Cts/S	Cts/S
Avg	6084.3	4519.2	64785.	8890.1
Stddev	6.4	3.2	202.	63.9
%RSD	.10557	.07170	.31171	.71877

PDF created with pdfFactory Pro trial version www.pdffactory.com

Sample Name: mb 240-239832/2-a Acquired: 7/27/2016 13:13:43 Type: QC
Method: ICP I9 Method 200.7-6010(v138) Mode: CONC Corr. Factor: 1.000000
User: analyst Custom ID1: Custom ID2: Custom ID3:
Comment:

Elem	Ag3280	Al3082	As1890	B_1826	Ba4554	Be3130	Ca3179	Cd2288
IS Ref	(Y_3600)	(Y_3710)	(Y_2243)	(Y_2243)	(Y_3710)	(Y_3710)	(Y_3710)	(Y_2243)
Units	ppb	ppb	ppb	ppb	ppb	ppb	ppb	ppb
Avg	-.34880	-3.0480	-.34735	6.1870	.29316	.02191	13.793	-.0680
Stddev	.19895	7.1239	1.1744	.1039	.03704	.17207	2.716	.1581
%RSD	57.039	233.73	338.10	1.6791	12.634	785.31	19.695	232.5
Check ?	Chk Pass	Chk Pass	Chk Pass	Chk Pass	Chk Pass	Chk Pass	None	Chk Pass
High Limit								
Low Limit								

Elem	Co2286	Cr2677	Cu3273	Fe2599	K_7664	Li6707	Mg2790	Mn2576
IS Ref	(In2306)	(Y_3600)	(Y_3600)	(Y_3710)	(Y_3710)	(Y_3710)	(Y_3710)	(Y_3600)
Units	ppb	ppb	ppb	ppb	ppb	ppb	ppb	ppb
Avg	-.02333	-.05159	.90291	2.5386	68.223	.52969	16.188	8.2161
Stddev	.19553	.34013	.43745	.7695	17.313	.47922	7.980	.0574
%RSD	838.20	659.32	48.449	30.311	25.377	90.471	49.295	.69827
Check ?	Chk Pass	Chk Pass	Chk Pass	Chk Pass	None	Chk Pass	None	Chk Pass
High Limit								
Low Limit								

Elem	Mo2020	Na5895	Ni2316	Pb2203	Sb2175	Se1960	Sn1899	Ti3372
IS Ref	(Y_2243)	(Y_3710)	(In2306)	(Y_2243)	(Y_2243)	(Y_2243)	(In2306)	(Y_3600)
Units	ppb	ppb	ppb	ppb	ppb	ppb	ppb	ppb
Avg	.22609	325.31	.03466	1.5510	-.3095	.40840	1.5001	.03939
Stddev	.15204	17.46	.50190	.9885	1.271	.70402	.3145	.16886
%RSD	67.250	5.3675	1448.0	63.732	410.8	172.38	20.966	428.70
Check ?	Chk Pass	None	Chk Pass	Chk Pass	Chk Pass	Chk Pass	Chk Pass	Chk Pass
High Limit								
Low Limit								

PDF created with pdfFactory Pro trial version www.pdffactory.com

Sample Name: mb 240-239832/2-a Acquired: 7/27/2016 13:13:43 Type: QC
Method: ICP I9 Method 200.7-6010(v138) Mode: CONC Corr. Factor: 1.000000
User: analyst Custom ID1: Custom ID2: Custom ID3:
Comment:

Elem	Tl1908	V_2908	Zn2062	Si2516	Sr3464
IS Ref	(In2306)	(Y_3710)	(In2306)	(Y_3710)	(Y_3710)
Units	ppb	ppb	ppb	ppb	ppb
Avg	.14374	-.96579	1.3250	131.62	1.3922
Stddev	.90337	.96947	.0320	6.95	2.2478
%RSD	628.49	100.38	2.4150	5.2790	161.45
Check ?	Chk Pass	Chk Pass	Chk Pass	Chk Pass	Chk Pass
High Limit					
Low Limit					

Int. Std.	In2306	Y_2243	Y_3600	Y_3710
Units	Cts/S	Cts/S	Cts/S	Cts/S
Avg	5983.9	4497.6	63922.	8772.2
Stddev	2.0	1.8	153.	20.2
%RSD	.03311	.03943	.23998	.23012

PDF created with pdfFactory Pro trial version www.pdffactory.com

Sample Name: lcs 240-239832/3-a Acquired: 7/27/2016 13:17:50 Type: QC
Method: ICP I9 Method 200.7-6010(v138) Mode: CONC Corr. Factor: 1.000000
User: analyst Custom ID1: Custom ID2: Custom ID3:
Comment:

Elem	Ag3280	Al3082	As1890	B_1826	Ba4554	Be3130	Ca3179	Cd2288
IS Ref	(Y_3600)	(Y_3710)	(Y_2243)	(Y_2243)	(Y_3710)	(Y_3710)	(Y_3710)	(Y_2243)
Units	ppb	ppb	ppb	ppb	ppb	ppb	ppb	ppb
Avg	47.302	1867.7	1972.4	1001.1	1880.1	47.942	46474.	47.64
Stddev	.356	6.4	10.2	4.9	3.1	.096	189.	.09
%RSD	.75180	.34340	.51684	.49007	.16367	.20107	.40683	.1979
Check ?	Chk Pass	Chk Pass	Chk Pass	Chk Pass	Chk Pass	Chk Pass	None	Chk Pass
Value								
Range								

Elem	Co2286	Cr2677	Cu3273	Fe2599	K_7664	Li6707	Mg2790	Mn2576
IS Ref	(In2306)	(Y_3600)	(Y_3600)	(Y_3710)	(Y_3710)	(Y_3710)	(Y_3710)	(Y_3600)
Units	ppb	ppb	ppb	ppb	ppb	ppb	ppb	ppb
Avg	470.17	189.29	241.53	976.89	45788.	944.58	46610.	488.77
Stddev	2.75	.28	.92	1.51	97.	3.63	293.	1.32
%RSD	.58562	.14940	.37893	.15408	.21290	.38379	.62964	.27004
Check ?	Chk Pass	Chk Pass	Chk Pass	Chk Pass	None	Chk Pass	None	Chk Pass
Value								
Range								

Elem	Mo2020	Na5895	Ni2316	Pb2203	Sb2175	Se1960	Sn1899	Ti3372
IS Ref	(Y_2243)	(Y_3710)	(In2306)	(Y_2243)	(Y_2243)	(Y_2243)	(In2306)	(Y_3600)
Units	ppb	ppb	ppb	ppb	ppb	ppb	ppb	ppb
Avg	969.69	46791.	479.97	466.52	483.6	2034.8	1909.9	988.94
Stddev	6.10	172.	2.87	1.39	3.8	6.5	15.9	.65
%RSD	.62864	.36855	.59869	.29833	.7892	.32187	.83500	.06580
Check ?	Chk Pass	None	Chk Pass	Chk Pass	Chk Pass	Chk Pass	Chk Pass	Chk Pass
Value								
Range								

PDF created with pdfFactory Pro trial version www.pdffactory.com

Sample Name: lcs 240-239832/3-a Acquired: 7/27/2016 13:17:50 Type: QC
Method: ICP I9 Method 200.7-6010(v138) Mode: CONC Corr. Factor: 1.000000
User: analyst Custom ID1: Custom ID2: Custom ID3:
Comment:

Elem	Tl1908	V_2908	Zn2062	Si2516	Sr3464
IS Ref	(In2306)	(Y_3710)	(In2306)	(Y_3710)	(Y_3710)
Units	ppb	ppb	ppb	ppb	ppb
Avg	1859.9	473.60	491.77	1096.0	941.62
Stddev	13.8	3.65	3.41	16.7	2.98
%RSD	.74301	.77065	.69279	1.5248	.31638
Check ?	Chk Pass	Chk Pass	Chk Pass	Chk Pass	Chk Pass
Value					
Range					

Int. Std.	In2306	Y_2243	Y_3600	Y_3710
Units	Cts/S	Cts/S	Cts/S	Cts/S
Avg	5475.3	4316.7	60889.	8711.1
Stddev	2.9	2.7	132.	41.6
%RSD	.05373	.06184	.21669	.47766

PDF created with pdfFactory Pro trial version www.pdffactory.com

Sample Name: 240-67459-b-1-d Acquired: 7/27/2016 13:21:31 Type: Unk
Method: ICP I9 Method 200.7-6010(v138) Mode: CONC Corr. Factor: 1.000000
User: analyst Custom ID1: Custom ID2: Custom ID3:
Comment:

Elem	Ag3280	Al3082	As1890	B_1826	Ba4554	Be3130	Ca3179
IS Ref	(Y_3600)	(Y_3710)	(Y_2243)	(Y_2243)	(Y_3710)	(Y_3710)	(Y_3710)
Units	ppb	ppb	ppb	ppb	ppb	ppb	ppb
Avg	12.510	444.49	4.8633	780.95	.91118	.06973	307.39
Stddev	.601	1.78	2.2258	8.77	.21522	.05029	4.07
%RSD	4.8038	.40056	45.767	1.1235	23.620	72.127	1.3238
Check ?	Chk Pass	Chk Pass	Chk Pass	Chk Pass	Chk Pass	Chk Pass	Chk Pass
High Limit							
Low Limit							

Elem	Cd2288	Co2286	Cr2677	Cu3273	Fe2599	K_7664	Li6707
IS Ref	(Y_2243)	(In2306)	(Y_3600)	(Y_3600)	(Y_3710)	(Y_3710)	(Y_3710)
Units	ppb	ppb	ppb	ppb	ppb	ppb	ppb
Avg	13.51	11.624	186.43	498.71	195.99	22245.	6.7257
Stddev	.21	.247	.34	.42	1.87	36.	1.8783
%RSD	1.585	2.1219	.18318	.08411	.95352	.16221	27.928
Check ?	Chk Pass	Chk Pass	Chk Pass	Chk Pass	Chk Pass	Chk Pass	Chk Pass
High Limit							
Low Limit							

Elem	Mg2790	Mn2576	Mo2020	Na5895	Ni2316	Pb2203	Sb2175
IS Ref	(Y_3710)	(Y_3600)	(Y_2243)	(Y_3710)	(In2306)	(Y_2243)	(Y_2243)
Units	ppb	ppb	ppb	ppb	ppb	ppb	ppb
Avg	210.82	33.887	163.79	245650.	211.77	14.635	11.01
Stddev	12.96	.067	2.35	3351.	2.80	1.306	1.94
%RSD	6.1478	.19629	1.4330	1.3642	1.3232	8.9215	17.60
Check ?	Chk Pass	Chk Pass	Chk Pass	Chk Pass	Chk Pass	Chk Pass	Chk Pass
High Limit							
Low Limit							

PDF created with pdfFactory Pro trial version www.pdffactory.com

Sample Name: 240-67459-b-1-d Acquired: 7/27/2016 13:21:31 Type: Unk
Method: ICP I9 Method 200.7-6010(v138) Mode: CONC Corr. Factor: 1.000000
User: analyst Custom ID1: Custom ID2: Custom ID3:
Comment:

Elem	Se1960	Sn1899	Ti3372	Tl1908	V_2908	Zn2062	Si2516
IS Ref	(Y_2243)	(In2306)	(Y_3600)	(In2306)	(Y_3710)	(In2306)	(Y_3710)
Units	ppb	ppb	ppb	ppb	ppb	ppb	ppb
Avg	2.5432	5.4819	4.7087	.37149	-.30809	3245.8	1359.2
Stddev	.9975	.2170	.1978	1.0710	1.7475	36.6	9.4
%RSD	39.224	3.9589	4.2011	288.31	567.20	1.1290	.69033
Check ?	Chk Pass	Chk Pass	Chk Pass	Chk Pass	Chk Pass	Chk Pass	Chk Pass
High Limit							
Low Limit							

Elem	Sr3464
IS Ref	(Y_3710)
Units	ppb
Avg	-.16681
Stddev	2.9107
%RSD	1744.9
Check ?	Chk Pass
High Limit	
Low Limit	

Int. Std.	In2306	Y_2243	Y_3600	Y_3710
Units	Cts/S	Cts/S	Cts/S	Cts/S
Avg	5274.0	4252.9	58647.	8534.8
Stddev	5.9	6.6	188.	87.4
%RSD	.11143	.15580	.32102	1.0236
Check ?	Chk Pass	Chk Pass	Chk Pass	Chk Pass
Value	90.261%	97.853%	93.298%	98.931%
Range				

PDF created with pdfFactory Pro trial version www.pdffactory.com

Sample Name: CCV-2632473 Acquired: 7/27/2016 13:25:38 Type: QC
Method: ICP I9 Method 200.7-6010(v138) Mode: CONC Corr. Factor: 1.000000
User: analyst Custom ID1: Custom ID2: Custom ID3:
Comment:

Elem	Ag3280	Al3082	As1890	B_1826	Ba4554	Be3130	Ca3179	Cd2288
IS Ref	(Y_3600)	(Y_3710)	(Y_2243)	(Y_2243)	(Y_3710)	(Y_3710)	(Y_3710)	(Y_2243)
Units	ppb	ppb	ppb	ppb	ppb	ppb	ppb	ppb
Avg	1001.8	24305.	494.99	5080.6	1951.7	1967.0	49767.	492.1
Stddev	2.1	179.	2.87	17.4	3.6	6.8	262.	2.4
%RSD	.20629	.73796	.58080	.34287	.18383	.34657	.52718	.4929
Check ?	Chk Pass	Chk Pass	Chk Pass	Chk Pass	Chk Pass	Chk Pass	Chk Pass	Chk Pass
Value								
Range								

Elem	Co2286	Cr2677	Cu3273	Fe2599	K_7664	Li6707	Mg2790	Mn2576
IS Ref	(In2306)	(Y_3600)	(Y_3600)	(Y_3710)	(Y_3710)	(Y_3710)	(Y_3710)	(Y_3600)
Units	ppb	ppb	ppb	ppb	ppb	ppb	ppb	ppb
Avg	2006.0	1959.5	1932.1	25077.	48519.	4958.3	49073.	1982.8
Stddev	11.3	1.8	4.4	73.	179.	13.6	99.	7.0
%RSD	.56129	.09117	.22557	.28921	.36906	.27456	.20199	.35328
Check ?	Chk Pass	Chk Pass	Chk Pass	Chk Pass	Chk Pass	Chk Pass	Chk Pass	Chk Pass
Value								
Range								

Elem	Mo2020	Na5895	Ni2316	Pb2203	Sb2175	Se1960	Sn1899	Ti3372
IS Ref	(Y_2243)	(Y_3710)	(In2306)	(Y_2243)	(Y_2243)	(Y_2243)	(In2306)	(Y_3600)
Units	ppb	ppb	ppb	ppb	ppb	ppb	ppb	ppb
Avg	1997.3	48498.	2016.2	481.50	499.8	508.03	5164.2	5050.5
Stddev	13.0	89.	10.5	5.54	2.9	2.95	27.7	25.1
%RSD	.65192	.18346	.52087	1.1505	.5893	.58134	.53610	.49698
Check ?	Chk Pass	Chk Pass	Chk Pass	Chk Pass	Chk Pass	Chk Pass	Chk Pass	Chk Pass
Value								
Range								

PDF created with pdfFactory Pro trial version www.pdffactory.com

Sample Name: CCV-2632473 Acquired: 7/27/2016 13:25:38 Type: QC
Method: ICP I9 Method 200.7-6010(v138) Mode: CONC Corr. Factor: 1.000000
User: analyst Custom ID1: Custom ID2: Custom ID3:
Comment:

Elem	Tl1908	V_2908	Zn2062	Si2516	Sr3464
IS Ref	(In2306)	(Y_3710)	(In2306)	(Y_3710)	(Y_3710)
Units	ppb	ppb	ppb	ppb	ppb
Avg	1013.6	1951.9	2081.4	5126.4	4924.1
Stddev	5.4	14.0	12.1	46.8	6.5
%RSD	.53064	.71551	.58337	.91201	.13103
Check ?	Chk Pass	Chk Pass	Chk Pass	Chk Pass	Chk Pass
Value					
Range					

Int. Std.	In2306	Y_2243	Y_3600	Y_3710
Units	Cts/S	Cts/S	Cts/S	Cts/S
Avg	5213.6	4249.9	58892.	8303.2
Stddev	11.7	12.1	167.	17.0
%RSD	.22443	.28566	.28434	.20511

PDF created with pdfFactory Pro trial version www.pdffactory.com

Sample Name: CCB Acquired: 7/27/2016 13:29:29 Type: QC
Method: ICP I9 Method 200.7-6010(v138) Mode: CONC Corr. Factor: 1.000000
User: analyst Custom ID1: Custom ID2: Custom ID3:
Comment:

Elem	Ag3280	Al3082	As1890	B_1826	Ba4554	Be3130	Ca3179	Cd2288
IS Ref	(Y_3600)	(Y_3710)	(Y_2243)	(Y_2243)	(Y_3710)	(Y_3710)	(Y_3710)	(Y_2243)
Units	ppb	ppb	ppb	ppb	ppb	ppb	ppb	ppb
Avg	-.59623	25.756	1.0060	8.5862	.24960	.01645	7.3516	-.0255
Stddev	.34545	12.027	1.0143	.9039	.19334	.06131	1.4933	.0538
%RSD	57.939	46.694	100.82	10.527	77.462	372.74	20.313	210.9
Check ?	Chk Pass	Chk Pass	Chk Pass	Chk Pass	Chk Pass	Chk Pass	Chk Pass	Chk Pass
High Limit								
Low Limit								

Elem	Co2286	Cr2677	Cu3273	Fe2599	K_7664	Li6707	Mg2790	Mn2576
IS Ref	(In2306)	(Y_3600)	(Y_3600)	(Y_3710)	(Y_3710)	(Y_3710)	(Y_3710)	(Y_3600)
Units	ppb	ppb	ppb	ppb	ppb	ppb	ppb	ppb
Avg	.04643	.08455	1.1035	1.3185	75.341	2.8031	14.489	.24881
Stddev	.22234	.17267	.3014	.5986	6.521	.4908	14.433	.03950
%RSD	478.83	204.22	27.313	45.400	8.6548	17.507	99.612	15.877
Check ?	Chk Pass	Chk Pass	Chk Pass	Chk Pass	Chk Pass	Chk Pass	Chk Pass	Chk Pass
High Limit								
Low Limit								

Elem	Mo2020	Na5895	Ni2316	Pb2203	Sb2175	Se1960	Sn1899	Ti3372
IS Ref	(Y_2243)	(Y_3710)	(In2306)	(Y_2243)	(Y_2243)	(Y_2243)	(In2306)	(Y_3600)
Units	ppb	ppb	ppb	ppb	ppb	ppb	ppb	ppb
Avg	3.7819	210.14	-.04940	1.7516	.0968	.81454	.87354	1.8197
Stddev	.1821	8.17	.19289	.8573	.8766	.85112	.58665	.1250
%RSD	4.8139	3.8867	390.45	48.946	906.1	104.49	67.158	6.8716
Check ?	Chk Pass	Chk Pass	Chk Pass	Chk Pass	Chk Pass	Chk Pass	Chk Pass	Chk Pass
High Limit								
Low Limit								

PDF created with pdfFactory Pro trial version www.pdffactory.com

Sample Name: CCB Acquired: 7/27/2016 13:29:29 Type: QC
Method: ICP I9 Method 200.7-6010(v138) Mode: CONC Corr. Factor: 1.000000
User: analyst Custom ID1: Custom ID2: Custom ID3:
Comment:

Elem	Tl1908	V_2908	Zn2062	Si2516	Sr3464
IS Ref	(In2306)	(Y_3710)	(In2306)	(Y_3710)	(Y_3710)
Units	ppb	ppb	ppb	ppb	ppb
Avg	1.1628	-2.6886	.29998	-18.383	.36422
Stddev	1.2193	4.2285	.03213	10.853	3.1653
%RSD	104.86	157.28	10.710	59.040	869.07
Check ?	Chk Pass	Chk Pass	Chk Pass	Chk Pass	Chk Pass
High Limit					
Low Limit					

Int. Std.	In2306	Y_2243	Y_3600	Y_3710
Units	Cts/S	Cts/S	Cts/S	Cts/S
Avg	5920.0	4447.6	62468.	8418.8
Stddev	6.0	7.9	70.	48.3
%RSD	.10089	.17730	.11207	.57358

PDF created with pdfFactory Pro trial version www.pdffactory.com

Sample Name: mb 240-239751/1-a Acquired: 7/27/2016 13:33:38 Type: QC
Method: ICP I9 Method 200.7-6010(v138) Mode: CONC Corr. Factor: 1.000000
User: analyst Custom ID1: Custom ID2: Custom ID3:
Comment:

Elem	Ag3280	Al3082	As1890	B_1826	Ba4554	Be3130	Ca3179
IS Ref	(Y_3600)	(Y_3710)	(Y_2243)	(Y_2243)	(Y_3710)	(Y_3710)	(Y_3710)
Units	ppb	ppb	ppb	ppb	ppb	ppb	ppb
Avg	-.48982	87.787	1.1195	17.736	2.0374	-.02180	547.09
Stddev	.48724	9.946	.9617	.610	.0358	.06525	4.09
%RSD	99.474	11.329	85.910	3.4377	1.7581	299.23	.74718
Check ?	Chk Pass	Chk Pass	Chk Pass	Chk Pass	Chk Pass	Chk Pass	Chk Pass
High Limit							
Low Limit							

Elem	Cd2288	Co2286	Cr2677	Cu3273	Fe2599	K_7664	Li6707
IS Ref	(Y_2243)	(In2306)	(Y_3600)	(Y_3600)	(Y_3710)	(Y_3710)	(Y_3710)
Units	ppb	ppb	ppb	ppb	ppb	ppb	ppb
Avg	-.0467	.07512	2.0798	F 10.358	31.813	69.047	2.1875
Stddev	.0912	.16393	.3936	.499	.295	23.495	1.7636
%RSD	195.3	218.22	18.925	4.8143	.92746	34.028	80.621
Check ?	Chk Pass	Chk Pass	Chk Pass	Chk Fail	Chk Pass	Chk Pass	Chk Pass
High Limit				5.0000			
Low Limit				-1000.0			

Elem	Mg2790	Mn2576	Mo2020	Na5895	Ni2316	Pb2203	Sb2175
IS Ref	(Y_3710)	(Y_3600)	(Y_2243)	(Y_3710)	(In2306)	(Y_2243)	(Y_2243)
Units	ppb	ppb	ppb	ppb	ppb	ppb	ppb
Avg	139.33	4.1167	.98186	278.55	3.7832	1.4031	-1.144
Stddev	17.75	.0617	.18499	6.31	.4113	.9539	1.451
%RSD	12.742	1.4981	18.841	2.2658	10.872	67.987	126.8
Check ?	Chk Pass	Chk Pass	Chk Pass	Chk Pass	Chk Pass	Chk Pass	Chk Pass
High Limit							
Low Limit							

PDF created with pdfFactory Pro trial version www.pdffactory.com

Sample Name: mb 240-239751/1-a Acquired: 7/27/2016 13:33:38 Type: QC
Method: ICP I9 Method 200.7-6010(v138) Mode: CONC Corr. Factor: 1.000000
User: analyst Custom ID1: Custom ID2: Custom ID3:
Comment:

Elem	Se1960	Sn1899	Ti3372	Tl1908	V_2908	Zn2062	Si2516
IS Ref	(Y_2243)	(In2306)	(Y_3600)	(In2306)	(Y_3710)	(In2306)	(Y_3710)
Units	ppb	ppb	ppb	ppb	ppb	ppb	ppb
Avg	1.1066	29.958	.98137	.20582	-.01504	14.607	63.327
Stddev	1.0511	.292	.28214	.92472	1.4486	.171	1.282
%RSD	94.979	.97401	28.750	449.28	9629.9	1.1701	2.0249
Check ?	Chk Pass	Chk Pass	Chk Pass	Chk Pass	Chk Pass	Chk Pass	Chk Pass
High Limit							
Low Limit							

Elem	Sr3464
IS Ref	(Y_3710)
Units	ppb
Avg	3.0154
Stddev	3.3176
%RSD	110.02
Check ?	Chk Pass
High Limit	
Low Limit	

Int. Std.	In2306	Y_2243	Y_3600	Y_3710
Units	Cts/S	Cts/S	Cts/S	Cts/S
Avg	5859.8	4426.1	62661.	8439.8
Stddev	12.9	4.9	143.	4.3
%RSD	.21970	.11021	.22804	.05126

PDF created with pdfFactory Pro trial version www.pdffactory.com

Sample Name: lcs 240-239751/2-a Acquired: 7/27/2016 13:37:45 Type: QC
Method: ICP I9 Method 200.7-6010(v138) Mode: CONC Corr. Factor: 1.000000
User: analyst Custom ID1: Custom ID2: Custom ID3:
Comment:

Elem	Ag3280	Al3082	As1890	B_1826	Ba4554	Be3130	Ca3179	Cd2288
IS Ref	(Y_3600)	(Y_3710)	(Y_2243)	(Y_2243)	(Y_3710)	(Y_3710)	(Y_3710)	(Y_2243)
Units	ppb	ppb	ppb	ppb	ppb	ppb	ppb	ppb
Avg	47.578	1935.5	1961.1	977.09	1911.1	48.794	47823.	48.36
Stddev	.844	20.6	4.2	1.24	1.7	.099	110.	.07
%RSD	1.7731	1.0669	.21492	.12659	.09101	.20275	.22911	.1349
Check ?	Chk Pass	Chk Pass	Chk Pass	Chk Pass	Chk Pass	Chk Pass	Chk Pass	Chk Pass
Value								
Range								

Elem	Co2286	Cr2677	Cu3273	Fe2599	K_7664	Li6707	Mg2790	Mn2576
IS Ref	(In2306)	(Y_3600)	(Y_3600)	(Y_3710)	(Y_3710)	(Y_3710)	(Y_3710)	(Y_3600)
Units	ppb	ppb	ppb	ppb	ppb	ppb	ppb	ppb
Avg	483.67	195.05	245.78	1015.1	46578.	966.60	48069.	499.20
Stddev	1.96	.32	.58	4.3	150.	3.86	90.	.38
%RSD	.40567	.16413	.23446	.42013	.32287	.39888	.18818	.07570
Check ?	Chk Pass	Chk Pass	Chk Pass	Chk Pass	Chk Pass	Chk Pass	Chk Pass	Chk Pass
Value								
Range								

Elem	Mo2020	Na5895	Ni2316	Pb2203	Sb2175	Se1960	Sn1899	Ti3372
IS Ref	(Y_2243)	(Y_3710)	(In2306)	(Y_2243)	(Y_2243)	(Y_2243)	(In2306)	(Y_3600)
Units	ppb	ppb	ppb	ppb	ppb	ppb	ppb	ppb
Avg	981.48	47298.	492.92	473.36	481.1	1955.0	1992.0	1013.6
Stddev	4.70	90.	1.37	3.34	1.6	4.3	8.6	.4
%RSD	.47920	.19054	.27798	.70585	.3273	.22238	.43184	.04343
Check ?	Chk Pass	Chk Pass	Chk Pass	Chk Pass	Chk Pass	Chk Pass	Chk Pass	Chk Pass
Value								
Range								

PDF created with pdfFactory Pro trial version www.pdffactory.com

Sample Name: lcs 240-239751/2-a Acquired: 7/27/2016 13:37:45 Type: QC
Method: ICP I9 Method 200.7-6010(v138) Mode: CONC Corr. Factor: 1.000000
User: analyst Custom ID1: Custom ID2: Custom ID3:
Comment:

Elem	Tl1908	V_2908	Zn2062	Si2516	Sr3464
IS Ref	(In2306)	(Y_3710)	(In2306)	(Y_3710)	(Y_3710)
Units	ppb	ppb	ppb	ppb	ppb
Avg	1902.9	483.91	513.20	1093.8	961.64
Stddev	7.5	6.36	2.11	29.5	2.59
%RSD	.39431	1.3140	.41138	2.6936	.26882
Check ?	Chk Pass	Chk Pass	Chk Pass	Chk Pass	Chk Pass
Value					
Range					

Int. Std.	In2306	Y_2243	Y_3600	Y_3710
Units	Cts/S	Cts/S	Cts/S	Cts/S
Avg	5273.4	4203.8	58393.	8326.1
Stddev	4.2	5.9	80.	39.5
%RSD	.07927	.14004	.13663	.47439

PDF created with pdfFactory Pro trial version www.pdffactory.com

Sample Name: 240-67138-a-9-b Acquired: 7/27/2016 13:41:26 Type: Unk
Method: ICP I9 Method 200.7-6010(v138) Mode: CONC Corr. Factor: 1.000000
User: analyst Custom ID1: Custom ID2: Custom ID3:
Comment:

Elem	Ag3280	Al3082	As1890	B_1826	Ba4554	Be3130	Ca3179
IS Ref	(Y_3600)	(Y_3710)	(Y_2243)	(Y_2243)	(Y_3710)	(Y_3710)	(Y_3710)
Units	ppb	ppb	ppb	ppb	ppb	ppb	ppb
Avg	-.64220	360040.	95.340	53.140	3663.9	12.226	166710.
Stddev	.37277	3188.	3.790	1.139	2.8	.219	1752.
%RSD	58.046	.88556	3.9749	2.1427	.07554	1.7911	1.0510
Check ?	Chk Pass	Chk Pass	Chk Pass	Chk Pass	Chk Pass	Chk Pass	Chk Pass
High Limit							
Low Limit							

Elem	Cd2288	Co2286	Cr2677	Cu3273	Fe2599	K_7664	Li6707
IS Ref	(Y_2243)	(In2306)	(Y_3600)	(Y_3600)	(Y_3710)	(Y_3710)	(Y_3710)
Units	ppb	ppb	ppb	ppb	ppb	ppb	ppb
Avg	4.481	124.98	295.91	364.51	237360.	18617.	641.05
Stddev	.125	5.65	.75	1.78	1385.	96.	4.12
%RSD	2.787	4.5226	.25503	.48853	.58334	.51518	.64218
Check ?	Chk Pass	Chk Pass	Chk Pass	Chk Pass	Chk Pass	Chk Pass	Chk Pass
High Limit							
Low Limit							

Elem	Mg2790	Mn2576	Mo2020	Na5895	Ni2316	Pb2203	Sb2175
IS Ref	(Y_3710)	(Y_3600)	(Y_2243)	(Y_3710)	(In2306)	(Y_2243)	(Y_2243)
Units	ppb	ppb	ppb	ppb	ppb	ppb	ppb
Avg	117630.	6409.5	12.557	2909.6	566.10	276.26	2.476
Stddev	846.	41.1	.325	7.1	22.37	4.52	4.646
%RSD	.71948	.64058	2.5862	.24437	3.9516	1.6350	187.6
Check ?	Chk Pass	Chk Pass	Chk Pass	Chk Pass	Chk Pass	Chk Pass	Chk Pass
High Limit							
Low Limit							

PDF created with pdfFactory Pro trial version www.pdffactory.com

Sample Name: 240-67138-a-9-b Acquired: 7/27/2016 13:41:26 Type: Unk
Method: ICP I9 Method 200.7-6010(v138) Mode: CONC Corr. Factor: 1.000000
User: analyst Custom ID1: Custom ID2: Custom ID3:
Comment:

Elem	Se1960	Sn1899	Ti3372	Tl1908	V_2908	Zn2062	Si2516
IS Ref	(Y_2243)	(In2306)	(Y_3600)	(In2306)	(Y_3710)	(In2306)	(Y_3710)
Units	ppb	ppb	ppb	ppb	ppb	ppb	ppb
Avg	7.0515	47.065	7295.4	29.624	266.52	1405.3	6465.8
Stddev	2.0094	1.637	57.2	.840	1.46	44.7	52.4
%RSD	28.495	3.4782	.78466	2.8343	.54914	3.1776	.81006
Check ?	Chk Pass	Chk Pass	Chk Pass	Chk Pass	Chk Pass	Chk Pass	Chk Pass
High Limit							
Low Limit							

Elem	Sr3464
IS Ref	(Y_3710)
Units	ppb
Avg	243.05
Stddev	3.33
%RSD	1.3690
Check ?	Chk Pass
High Limit	
Low Limit	

Int. Std.	In2306	Y_2243	Y_3600	Y_3710
Units	Cts/S	Cts/S	Cts/S	Cts/S
Avg	4932.7	5359.7	73420.	11054.
Stddev	15.8	35.3	10.	110.
%RSD	.32001	.65924	.01379	.99112
Check ?	Chk Pass	Chk Pass	Chk Pass	Chk Pass
Value	84.419%	123.32%	116.80%	128.14%
Range				

PDF created with pdfFactory Pro trial version www.pdffactory.com

Sample Name: SD 240-67138-a-9-b@5 Acquired: 7/27/2016 13:45:49 Type: Unk
Method: ICP I9 Method 200.7-6010(v138) Mode: CONC Corr. Factor: 1.000000
User: analyst Custom ID1: Custom ID2: Custom ID3:
Comment:

Elem	Ag3280	Al3082	As1890	B_1826	Ba4554	Be3130	Ca3179	Cd2288
IS Ref	(Y_3600)	(Y_3710)	(Y_2243)	(Y_2243)	(Y_3710)	(Y_3710)	(Y_3710)	(Y_2243)
Units	ppb	ppb	ppb	ppb	ppb	ppb	ppb	ppb
Avg	-1.0770	89790.	24.130	15.537	913.44	3.1336	43448.	1.028
Stddev	.1776	172.	1.793	.118	1.67	.0539	70.	.110
%RSD	16.489	.19133	7.4286	.76265	.18265	1.7213	.16085	10.67
Check ?	Chk Pass	Chk Pass	Chk Pass	Chk Pass	Chk Pass	Chk Pass	Chk Pass	Chk Pass
High Limit								
Low Limit								

Elem	Co2286	Cr2677	Cu3273	Fe2599	K_7664	Li6707	Mg2790	Mn2576
IS Ref	(In2306)	(Y_3600)	(Y_3600)	(Y_3710)	(Y_3710)	(Y_3710)	(Y_3710)	(Y_3600)
Units	ppb	ppb	ppb	ppb	ppb	ppb	ppb	ppb
Avg	25.619	75.608	88.899	63126.	4526.2	155.74	30736.	1688.9
Stddev	.141	.106	.419	61.	20.1	1.33	87.	.8
%RSD	.55021	.14051	.47149	.09636	.44461	.85210	.28208	.04918
Check ?	Chk Pass	Chk Pass	Chk Pass	Chk Pass	Chk Pass	Chk Pass	Chk Pass	Chk Pass
High Limit								
Low Limit								

Elem	Mo2020	Na5895	Ni2316	Pb2203	Sb2175	Se1960	Sn1899	Ti3372
IS Ref	(Y_2243)	(Y_3710)	(In2306)	(Y_2243)	(Y_2243)	(Y_2243)	(In2306)	(Y_3600)
Units	ppb	ppb	ppb	ppb	ppb	ppb	ppb	ppb
Avg	2.8250	751.91	117.72	73.230	-.4915	-.15134	9.6421	1833.6
Stddev	.2459	5.05	.75	1.616	.8285	1.8607	.5003	3.6
%RSD	8.7047	.67213	.63321	2.2067	168.6	1229.5	5.1884	.19598
Check ?	Chk Pass	Chk Pass	Chk Pass	Chk Pass	Chk Pass	Chk Pass	Chk Pass	Chk Pass
High Limit								
Low Limit								

PDF created with pdfFactory Pro trial version www.pdffactory.com

Sample Name: SD 240-67138-a-9-b@5 Acquired: 7/27/2016 13:45:49 Type: Unk
Method: ICP I9 Method 200.7-6010(v138) Mode: CONC Corr. Factor: 1.000000
User: analyst Custom ID1: Custom ID2: Custom ID3:
Comment:

Elem	Tl1908	V_2908	Zn2062	Si2516	Sr3464
IS Ref	(In2306)	(Y_3710)	(In2306)	(Y_3710)	(Y_3710)
Units	ppb	ppb	ppb	ppb	ppb
Avg	7.4883	69.763	297.61	1654.8	62.674
Stddev	.5306	1.979	1.64	15.4	2.860
%RSD	7.0859	2.8364	.54951	.93069	4.5640
Check ?	Chk Pass	Chk Pass	Chk Pass	Chk Pass	Chk Pass
High Limit					
Low Limit					

Int. Std.	In2306	Y_2243	Y_3600	Y_3710
Units	Cts/S	Cts/S	Cts/S	Cts/S
Avg	5476.0	4645.6	63684.	9002.8
Stddev	19.2	5.9	197.	29.8
%RSD	.35055	.12773	.30977	.33075
Check ?	Chk Pass	Chk Pass	Chk Pass	Chk Pass
Value	93.717%	106.89%	101.31%	104.36%
Range				

PDF created with pdfFactory Pro trial version www.pdffactory.com

Sample Name: 240-67138-a-9-c ms Acquired: 7/27/2016 13:49:44 Type: Unk
Method: ICP I9 Method 200.7-6010(v138) Mode: CONC Corr. Factor: 1.000000
User: analyst Custom ID1: Custom ID2: Custom ID3:
Comment:

Elem	Ag3280	Al3082	As1890	B_1826	Ba4554	Be3130	Ca3179
IS Ref	(Y_3600)	(Y_3710)	(Y_2243)	(Y_2243)	(Y_3710)	(Y_3710)	(Y_3710)
Units	ppb	ppb	ppb	ppb	ppb	ppb	ppb
Avg	36.916	374900.	1451.0	734.37	5075.4	47.630	200120.
Stddev	.128	2447.	29.0	10.67	15.0	.139	1184.
%RSD	.34583	.65272	2.0010	1.4533	.29458	.29166	.59144
Check ?	Chk Pass	Chk Pass	Chk Pass	Chk Pass	Chk Pass	Chk Pass	Chk Pass
High Limit							
Low Limit							

Elem	Cd2288	Co2286	Cr2677	Cu3273	Fe2599	K_7664	Li6707
IS Ref	(Y_2243)	(In2306)	(Y_3600)	(Y_3600)	(Y_3710)	(Y_3710)	(Y_3710)
Units	ppb	ppb	ppb	ppb	ppb	ppb	ppb
Avg	39.80	584.59	456.29	554.01	239100.	54617.	1404.8
Stddev	1.04	21.89	1.57	1.39	4107.	222.	5.8
%RSD	2.623	3.7438	.34412	.25033	1.7176	.40600	.41499
Check ?	Chk Pass	Chk Pass	Chk Pass	Chk Pass	Chk Pass	Chk Pass	Chk Pass
High Limit							
Low Limit							

Elem	Mg2790	Mn2576	Mo2020	Na5895	Ni2316	Pb2203	Sb2175
IS Ref	(Y_3710)	(Y_3600)	(Y_2243)	(Y_3710)	(In2306)	(Y_2243)	(Y_2243)
Units	ppb	ppb	ppb	ppb	ppb	ppb	ppb
Avg	154170.	6731.3	661.20	38793.	1033.9	595.37	103.4
Stddev	749.	31.5	19.00	113.	39.6	9.28	2.2
%RSD	.48609	.46800	2.8741	.29170	3.8343	1.5595	2.092
Check ?	Chk Pass	Chk Pass	Chk Pass	Chk Pass	Chk Pass	Chk Pass	Chk Pass
High Limit							
Low Limit							

PDF created with pdfFactory Pro trial version www.pdffactory.com

Sample Name: 240-67138-a-9-c ms Acquired: 7/27/2016 13:49:44 Type: Unk
Method: ICP I9 Method 200.7-6010(v138) Mode: CONC Corr. Factor: 1.000000
User: analyst Custom ID1: Custom ID2: Custom ID3:
Comment:

Elem	Se1960	Sn1899	Ti3372	Tl1908	V_2908	Zn2062	Si2516
IS Ref	(Y_2243)	(In2306)	(Y_3600)	(In2306)	(Y_3710)	(In2306)	(Y_3710)
Units	ppb	ppb	ppb	ppb	ppb	ppb	ppb
Avg	1269.8	1758.7	8452.7	1755.1	618.39	1906.4	7558.9
Stddev	22.0	66.8	29.0	52.9	1.17	66.3	23.7
%RSD	1.7364	3.7963	.34283	3.0134	.18992	3.4754	.31378
Check ?	Chk Pass	Chk Pass	Chk Pass	Chk Pass	Chk Pass	Chk Pass	Chk Pass
High Limit							
Low Limit							

Elem	Sr3464
IS Ref	(Y_3710)
Units	ppb
Avg	933.47
Stddev	7.84
%RSD	.83961
Check ?	Chk Pass
High Limit	
Low Limit	

Int. Std.	In2306	Y_2243	Y_3600	Y_3710
Units	Cts/S	Cts/S	Cts/S	Cts/S
Avg	4766.0	5275.0	72380.	11012.
Stddev	17.1	46.6	114.	85.
%RSD	.35781	.88366	.15723	.76774
Check ?	Chk Pass	Chk Pass	Chk Pass	Chk Pass
Value	81.567%	121.37%	115.14%	127.64%
Range				

PDF created with pdfFactory Pro trial version www.pdffactory.com

Sample Name: 240-67138-a-9-d msd Acquired: 7/27/2016 13:54:06 Type: Unk
Method: ICP I9 Method 200.7-6010(v138) Mode: CONC Corr. Factor: 1.000000
User: analyst Custom ID1: Custom ID2: Custom ID3:
Comment:

Elem	Ag3280	Al3082	As1890	B_1826	Ba4554	Be3130	Ca3179
IS Ref	(Y_3600)	(Y_3710)	(Y_2243)	(Y_2243)	(Y_3710)	(Y_3710)	(Y_3710)
Units	ppb	ppb	ppb	ppb	ppb	ppb	ppb
Avg	36.717	385320.	1460.7	743.92	5157.9	48.115	202780.
Stddev	.174	617.	31.2	12.28	38.4	.179	482.
%RSD	.47287	.16007	2.1375	1.6503	.74491	.37303	.23747
Check ?	Chk Pass	Chk Pass	Chk Pass	Chk Pass	Chk Pass	Chk Pass	Chk Pass
High Limit							
Low Limit							

Elem	Cd2288	Co2286	Cr2677	Cu3273	Fe2599	K_7664	Li6707
IS Ref	(Y_2243)	(In2306)	(Y_3600)	(Y_3600)	(Y_3710)	(Y_3710)	(Y_3710)
Units	ppb	ppb	ppb	ppb	ppb	ppb	ppb
Avg	40.09	589.60	457.22	553.17	244870.	56161.	1414.8
Stddev	.77	24.28	.15	.33	2160.	4.	2.6
%RSD	1.910	4.1184	.03243	.05961	.88221	.00629	.18195
Check ?	Chk Pass	Chk Pass	Chk Pass	Chk Pass	Chk Pass	Chk Pass	Chk Pass
High Limit							
Low Limit							

Elem	Mg2790	Mn2576	Mo2020	Na5895	Ni2316	Pb2203	Sb2175
IS Ref	(Y_3710)	(Y_3600)	(Y_2243)	(Y_3710)	(In2306)	(Y_2243)	(Y_2243)
Units	ppb	ppb	ppb	ppb	ppb	ppb	ppb
Avg	156060.	6816.0	663.97	39337.	1048.4	605.05	100.6
Stddev	57.	45.2	20.05	15.	41.4	10.58	2.7
%RSD	.03644	.66374	3.0200	.03824	3.9503	1.7490	2.725
Check ?	Chk Pass	Chk Pass	Chk Pass	Chk Pass	Chk Pass	Chk Pass	Chk Pass
High Limit							
Low Limit							

PDF created with pdfFactory Pro trial version www.pdffactory.com

Sample Name: 240-67138-a-9-d msd Acquired: 7/27/2016 13:54:06 Type: Unk
Method: ICP I9 Method 200.7-6010(v138) Mode: CONC Corr. Factor: 1.000000
User: analyst Custom ID1: Custom ID2: Custom ID3:
Comment:

Elem	Se1960	Sn1899	Ti3372	Tl1908	V_2908	Zn2062	Si2516
IS Ref	(Y_2243)	(In2306)	(Y_3600)	(In2306)	(Y_3710)	(In2306)	(Y_3710)
Units	ppb	ppb	ppb	ppb	ppb	ppb	ppb
Avg	1286.5	1765.3	8567.8	1772.1	622.91	1931.4	7679.7
Stddev	26.9	71.5	24.8	59.0	3.39	69.5	47.7
%RSD	2.0932	4.0477	.28949	3.3281	.54469	3.5972	.62174
Check ?	Chk Pass	Chk Pass	Chk Pass	Chk Pass	Chk Pass	Chk Pass	Chk Pass
High Limit							
Low Limit							

Elem	Sr3464
IS Ref	(Y_3710)
Units	ppb
Avg	943.33
Stddev	2.56
%RSD	.27123
Check ?	Chk Pass
High Limit	
Low Limit	

Int. Std.	In2306	Y_2243	Y_3600	Y_3710
Units	Cts/S	Cts/S	Cts/S	Cts/S
Avg	4750.3	5276.7	72385.	11020.
Stddev	16.7	43.0	291.	48.
%RSD	.35190	.81538	.40169	.43728
Check ?	Chk Pass	Chk Pass	Chk Pass	Chk Pass
Value	81.298%	121.41%	115.15%	127.73%
Range				

PDF created with pdfFactory Pro trial version www.pdffactory.com

Sample Name: PDS 240-67138-a-9-b Acquired: 7/27/2016 13:58:30 Type: Unk
Method: ICP I9 Method 200.7-6010(v138) Mode: CONC Corr. Factor: 1.000000
User: analyst Custom ID1: Custom ID2: Custom ID3:
Comment:

Elem	Ag3280	Al3082	As1890	B_1826	Ba4554	Be3130	Ca3179
IS Ref	(Y_3600)	(Y_3710)	(Y_2243)	(Y_2243)	(Y_3710)	(Y_3710)	(Y_3710)
Units	ppb	ppb	ppb	ppb	ppb	ppb	ppb
Avg	33.922	357040.	1585.3	809.54	5076.6	48.890	199870.
Stddev	.216	299.	35.5	13.48	30.5	.182	1262.
%RSD	.63591	.08368	2.2372	1.6655	.60047	.37167	.63151
Check ?	Chk Pass	Chk Pass	Chk Pass	Chk Pass	Chk Pass	Chk Pass	Chk Pass
High Limit							
Low Limit							

Elem	Cd2288	Co2286	Cr2677	Cu3273	Fe2599	K_7664	Li6707
IS Ref	(Y_2243)	(In2306)	(Y_3600)	(Y_3600)	(Y_3710)	(Y_3710)	(Y_3710)
Units	ppb	ppb	ppb	ppb	ppb	ppb	ppb
Avg	41.79	609.15	436.98	551.14	233500.	56456.	1430.4
Stddev	.99	22.36	.91	1.29	1061.	82.	2.3
%RSD	2.372	3.6709	.20736	.23450	.45422	.14564	.15954
Check ?	Chk Pass	Chk Pass	Chk Pass	Chk Pass	Chk Pass	Chk Pass	Chk Pass
High Limit							
Low Limit							

Elem	Mg2790	Mn2576	Mo2020	Na5895	Ni2316	Pb2203	Sb2175
IS Ref	(Y_3710)	(Y_3600)	(Y_2243)	(Y_3710)	(In2306)	(Y_2243)	(Y_2243)
Units	ppb	ppb	ppb	ppb	ppb	ppb	ppb
Avg	152900.	6667.7	736.11	40635.	1035.2	609.44	374.4
Stddev	271.	44.2	19.40	65.	37.0	8.97	9.1
%RSD	.17696	.66334	2.6350	.16085	3.5770	1.4722	2.436
Check ?	Chk Pass	Chk Pass	Chk Pass	Chk Pass	Chk Pass	Chk Pass	Chk Pass
High Limit							
Low Limit							

PDF created with pdfFactory Pro trial version www.pdffactory.com

Sample Name: PDS 240-67138-a-9-b Acquired: 7/27/2016 13:58:30 Type: Unk
Method: ICP I9 Method 200.7-6010(v138) Mode: CONC Corr. Factor: 1.000000
User: analyst Custom ID1: Custom ID2: Custom ID3:
Comment:

Elem	Se1960	Sn1899	Ti3372	Tl1908	V_2908	Zn2062	Si2516
IS Ref	(Y_2243)	(In2306)	(Y_3600)	(In2306)	(Y_3710)	(In2306)	(Y_3710)
Units	ppb	ppb	ppb	ppb	ppb	ppb	ppb
Avg	1524.5	2008.5	7962.2	1889.7	623.01	1887.9	7173.7
Stddev	30.1	74.6	17.6	56.5	2.21	64.5	36.0
%RSD	1.9768	3.7146	.22114	2.9923	.35497	3.4153	.50203
Check ?	Chk Pass	Chk Pass	Chk Pass	Chk Pass	Chk Pass	Chk Pass	Chk Pass
High Limit							
Low Limit							

Elem	Sr3464
IS Ref	(Y_3710)
Units	ppb
Avg	967.65
Stddev	3.38
%RSD	.34885
Check ?	Chk Pass
High Limit	
Low Limit	

Int. Std.	In2306	Y_2243	Y_3600	Y_3710
Units	Cts/S	Cts/S	Cts/S	Cts/S
Avg	4789.0	5273.1	72163.	10921.
Stddev	20.0	39.3	72.	48.
%RSD	.41731	.74528	.09993	.43660
Check ?	Chk Pass	Chk Pass	Chk Pass	Chk Pass
Value	81.960%	121.33%	114.80%	126.59%
Range				

PDF created with pdfFactory Pro trial version www.pdffactory.com

Sample Name: 240-67510-b-1-a@2 Acquired: 7/27/2016 14:02:52 Type: Unk
Method: ICP I9 Method 200.7-6010(v138) Mode: CONC Corr. Factor: 1.000000
User: analyst Custom ID1: Custom ID2: Custom ID3:
Comment:

Elem	Ag3280	Al3082	As1890	B_1826	Ba4554	Be3130	Ca3179
IS Ref	(Y_3600)	(Y_3710)	(Y_2243)	(Y_2243)	(Y_3710)	(Y_3710)	(Y_3710)
Units	ppb	ppb	ppb	ppb	ppb	ppb	ppb
Avg	.30871	88889.	9.7206	205.17	1454.8	12.229	564850.
Stddev	.28002	449.	1.4679	2.23	3.9	.083	1866.
%RSD	90.708	.50491	15.101	1.0859	.26813	.67637	.33035
Check ?	Chk Pass	Chk Pass	Chk Pass	Chk Pass	Chk Pass	Chk Pass	Chk Pass
High Limit							
Low Limit							

Elem	Cd2288	Co2286	Cr2677	Cu3273	Fe2599	K_7664	Li6707
IS Ref	(Y_2243)	(In2306)	(Y_3600)	(Y_3600)	(Y_3710)	(Y_3710)	(Y_3710)
Units	ppb	ppb	ppb	ppb	ppb	ppb	ppb
Avg	2.137	1.7737	21.708	24.301	6289.0	2902.5	98.609
Stddev	.142	.3336	.092	.894	17.5	5.2	1.796
%RSD	6.644	18.805	.42173	3.6787	.27849	.17778	1.8213
Check ?	Chk Pass	Chk Pass	Chk Pass	Chk Pass	Chk Pass	Chk Pass	Chk Pass
High Limit							
Low Limit							

Elem	Mg2790	Mn2576	Mo2020	Na5895	Ni2316	Pb2203	Sb2175
IS Ref	(Y_3710)	(Y_3600)	(Y_2243)	(Y_3710)	(In2306)	(Y_2243)	(Y_2243)
Units	ppb	ppb	ppb	ppb	ppb	ppb	ppb
Avg	137600.	9474.9	1.8558	4106.9	10.299	42.089	.6531
Stddev	487.	107.9	.2899	12.8	.240	1.183	.8627
%RSD	.35415	1.1384	15.620	.31279	2.3259	2.8115	132.1
Check ?	Chk Pass	Chk Pass	Chk Pass	Chk Pass	Chk Pass	Chk Pass	Chk Pass
High Limit							
Low Limit							

PDF created with pdfFactory Pro trial version www.pdffactory.com

Sample Name: 240-67510-b-1-a@2 Acquired: 7/27/2016 14:02:52 Type: Unk
Method: ICP I9 Method 200.7-6010(v138) Mode: CONC Corr. Factor: 1.000000
User: analyst Custom ID1: Custom ID2: Custom ID3:
Comment:

Elem	Se1960	Sn1899	Ti3372	Tl1908	V_2908	Zn2062	Si2516
IS Ref	(Y_2243)	(In2306)	(Y_3600)	(In2306)	(Y_3710)	(In2306)	(Y_3710)
Units	ppb	ppb	ppb	ppb	ppb	ppb	ppb
Avg	7.6720	15.930	926.46	36.922	21.439	109.32	2654.3
Stddev	.3849	.567	1.24	2.716	3.263	1.90	13.5
%RSD	5.0174	3.5609	.13394	7.3561	15.222	1.7368	.50733
Check ?	Chk Pass	Chk Pass	Chk Pass	Chk Pass	Chk Pass	Chk Pass	Chk Pass
High Limit							
Low Limit							

Elem	Sr3464
IS Ref	(Y_3710)
Units	ppb
Avg	891.29
Stddev	3.12
%RSD	.34978
Check ?	Chk Pass
High Limit	
Low Limit	

Int. Std.	In2306	Y_2243	Y_3600	Y_3710
Units	Cts/S	Cts/S	Cts/S	Cts/S
Avg	4786.8	4353.0	60162.	8785.9
Stddev	7.0	5.0	128.	37.8
%RSD	.14657	.11521	.21229	.43039
Check ?	Chk Pass	Chk Pass	Chk Pass	Chk Pass
Value	81.922%	100.16%	95.707%	101.84%
Range				

PDF created with pdfFactory Pro trial version www.pdffactory.com

Sample Name: 240-67510-b-2-a@2 Acquired: 7/27/2016 14:07:07 Type: Unk
Method: ICP I9 Method 200.7-6010(v138) Mode: CONC Corr. Factor: 1.000000
User: analyst Custom ID1: Custom ID2: Custom ID3:
Comment:

Elem	Ag3280	Al3082	As1890	B_1826	Ba4554	Be3130	Ca3179
IS Ref	(Y_3600)	(Y_3710)	(Y_2243)	(Y_2243)	(Y_3710)	(Y_3710)	(Y_3710)
Units	ppb	ppb	ppb	ppb	ppb	ppb	ppb
Avg	5.1393	106060.	4.7759	262.79	1278.0	9.9561	540770.
Stddev	.1802	365.	4.0459	3.70	.5	.0533	5954.
%RSD	3.5068	.34375	84.715	1.4078	.03529	.53536	1.1011
Check ?	Chk Pass	Chk Pass	Chk Pass	Chk Pass	Chk Pass	Chk Pass	Chk Pass
High Limit							
Low Limit							

Elem	Cd2288	Co2286	Cr2677	Cu3273	Fe2599	K_7664	Li6707
IS Ref	(Y_2243)	(In2306)	(Y_3600)	(Y_3600)	(Y_3710)	(Y_3710)	(Y_3710)
Units	ppb	ppb	ppb	ppb	ppb	ppb	ppb
Avg	1.343	2.5016	250.77	34.757	9391.0	17019.	113.26
Stddev	.146	.3950	.58	.395	14.6	25.	1.60
%RSD	10.89	15.788	.23176	1.1365	.15538	.14891	1.4138
Check ?	Chk Pass	Chk Pass	Chk Pass	Chk Pass	Chk Pass	Chk Pass	Chk Pass
High Limit							
Low Limit							

Elem	Mg2790	Mn2576	Mo2020	Na5895	Ni2316	Pb2203	Sb2175
IS Ref	(Y_3710)	(Y_3600)	(Y_2243)	(Y_3710)	(In2306)	(Y_2243)	(Y_2243)
Units	ppb	ppb	ppb	ppb	ppb	ppb	ppb
Avg	166070.	F 39550.	.44257	13855.	14.249	31.903	-.8219
Stddev	335.	80.	.36715	22.	.308	.694	2.910
%RSD	.20183	.20220	82.959	.15606	2.1650	2.1742	354.0
Check ?	Chk Pass	Chk Fail	Chk Pass	Chk Pass	Chk Pass	Chk Pass	Chk Pass
High Limit		15000.					
Low Limit		-500000.					

PDF created with pdfFactory Pro trial version www.pdffactory.com

Sample Name: 240-67510-b-2-a@2 Acquired: 7/27/2016 14:07:07 Type: Unk
Method: ICP I9 Method 200.7-6010(v138) Mode: CONC Corr. Factor: 1.000000
User: analyst Custom ID1: Custom ID2: Custom ID3:
Comment:

Elem	Se1960	Sn1899	Ti3372	Tl1908	V_2908	Zn2062	Si2516
IS Ref	(Y_2243)	(In2306)	(Y_3600)	(In2306)	(Y_3710)	(In2306)	(Y_3710)
Units	ppb	ppb	ppb	ppb	ppb	ppb	ppb
Avg	11.974	15.319	1976.0	149.11	1096.7	75.010	2946.1
Stddev	.772	.425	4.3	1.01	5.2	1.532	26.6
%RSD	6.4494	2.7712	.21936	.67770	.47474	2.0425	.90138
Check ?	Chk Pass	Chk Pass	Chk Pass	Chk Pass	Chk Pass	Chk Pass	Chk Pass
High Limit							
Low Limit							

Elem	Sr3464
IS Ref	(Y_3710)
Units	ppb
Avg	1327.8
Stddev	2.5
%RSD	.18897
Check ?	Chk Pass
High Limit	
Low Limit	

Int. Std.	In2306	Y_2243	Y_3600	Y_3710
Units	Cts/S	Cts/S	Cts/S	Cts/S
Avg	4736.2	4347.6	59672.	8829.5
Stddev	6.7	12.5	192.	31.4
%RSD	.14048	.28857	.32225	.35572
Check ?	Chk Pass	Chk Pass	Chk Pass	Chk Pass
Value	81.056%	100.03%	94.928%	102.35%
Range				

PDF created with pdfFactory Pro trial version www.pdffactory.com

Sample Name: 240-67510-b-4-a@2 Acquired: 7/27/2016 14:11:21 Type: Unk
Method: ICP I9 Method 200.7-6010(v138) Mode: CONC Corr. Factor: 1.000000
User: analyst Custom ID1: Custom ID2: Custom ID3:
Comment:

Elem	Ag3280	Al3082	As1890	B_1826	Ba4554	Be3130	Ca3179
IS Ref	(Y_3600)	(Y_3710)	(Y_2243)	(Y_2243)	(Y_3710)	(Y_3710)	(Y_3710)
Units	ppb	ppb	ppb	ppb	ppb	ppb	ppb
Avg	.82692	93334.	11.524	247.20	1713.7	14.881	559200.
Stddev	.22786	404.	4.107	3.03	2.3	.013	4147.
%RSD	27.556	.43267	35.641	1.2248	.13266	.08750	.74167
Check ?	Chk Pass	Chk Pass	Chk Pass	Chk Pass	Chk Pass	Chk Pass	Chk Pass
High Limit							
Low Limit							

Elem	Cd2288	Co2286	Cr2677	Cu3273	Fe2599	K_7664	Li6707
IS Ref	(Y_2243)	(In2306)	(Y_3600)	(Y_3600)	(Y_3710)	(Y_3710)	(Y_3710)
Units	ppb	ppb	ppb	ppb	ppb	ppb	ppb
Avg	2.125	8.7025	67.869	62.339	52184.	6853.2	110.16
Stddev	.140	.1732	.328	.050	24.	31.9	1.07
%RSD	6.574	1.9909	.48350	.08027	.04600	.46539	.96703
Check ?	Chk Pass	Chk Pass	Chk Pass	Chk Pass	Chk Pass	Chk Pass	Chk Pass
High Limit							
Low Limit							

Elem	Mg2790	Mn2576	Mo2020	Na5895	Ni2316	Pb2203	Sb2175
IS Ref	(Y_3710)	(Y_3600)	(Y_2243)	(Y_3710)	(In2306)	(Y_2243)	(Y_2243)
Units	ppb	ppb	ppb	ppb	ppb	ppb	ppb
Avg	142920.	F 15777.	1.6715	4188.6	26.079	81.564	16.40
Stddev	347.	135.	.2389	20.5	1.210	1.428	.31
%RSD	.24276	.85720	14.295	.49030	4.6392	1.7509	1.874
Check ?	Chk Pass	Chk Fail	Chk Pass	Chk Pass	Chk Pass	Chk Pass	Chk Pass
High Limit		15000.					
Low Limit		-500000.					

PDF created with pdfFactory Pro trial version www.pdffactory.com

Sample Name: 240-67510-b-4-a@2 Acquired: 7/27/2016 14:11:21 Type: Unk
Method: ICP I9 Method 200.7-6010(v138) Mode: CONC Corr. Factor: 1.000000
User: analyst Custom ID1: Custom ID2: Custom ID3:
Comment:

Elem	Se1960	Sn1899	Ti3372	Tl1908	V_2908	Zn2062	Si2516
IS Ref	(Y_2243)	(In2306)	(Y_3600)	(In2306)	(Y_3710)	(In2306)	(Y_3710)
Units	ppb	ppb	ppb	ppb	ppb	ppb	ppb
Avg	6.2978	18.336	1208.6	60.781	65.201	94.021	3625.9
Stddev	1.0181	1.184	.9	.936	2.517	1.319	17.3
%RSD	16.165	6.4570	.07810	1.5398	3.8599	1.4023	.47581
Check ?	Chk Pass	Chk Pass	Chk Pass	Chk Pass	Chk Pass	Chk Pass	Chk Pass
High Limit							
Low Limit							

Elem	Sr3464
IS Ref	(Y_3710)
Units	ppb
Avg	861.74
Stddev	5.49
%RSD	.63655
Check ?	Chk Pass
High Limit	
Low Limit	

Int. Std.	In2306	Y_2243	Y_3600	Y_3710
Units	Cts/S	Cts/S	Cts/S	Cts/S
Avg	4782.5	4371.5	60256.	8880.2
Stddev	12.8	8.1	247.	16.4
%RSD	.26810	.18606	.40954	.18511
Check ?	Chk Pass	Chk Pass	Chk Pass	Chk Pass
Value	81.848%	100.58%	95.857%	102.93%
Range				

PDF created with pdfFactory Pro trial version www.pdffactory.com

Sample Name: CCV-2632473 Acquired: 7/27/2016 14:15:33 Type: QC
Method: ICP I9 Method 200.7-6010(v138) Mode: CONC Corr. Factor: 1.000000
User: analyst Custom ID1: Custom ID2: Custom ID3:
Comment:

Elem	Ag3280	Al3082	As1890	B_1826	Ba4554	Be3130	Ca3179	Cd2288
IS Ref	(Y_3600)	(Y_3710)	(Y_2243)	(Y_2243)	(Y_3710)	(Y_3710)	(Y_3710)	(Y_2243)
Units	ppb	ppb	ppb	ppb	ppb	ppb	ppb	ppb
Avg	999.74	24085.	495.04	5096.8	1947.6	1951.2	49246.	493.6
Stddev	.41	34.	2.78	6.7	4.8	4.0	190.	2.2
%RSD	.04100	.14267	.56227	.13115	.24883	.20717	.38660	.4457
Check ?	Chk Pass	Chk Pass	Chk Pass	Chk Pass	Chk Pass	Chk Pass	Chk Pass	Chk Pass
Value								
Range								

Elem	Co2286	Cr2677	Cu3273	Fe2599	K_7664	Li6707	Mg2790	Mn2576
IS Ref	(In2306)	(Y_3600)	(Y_3600)	(Y_3710)	(Y_3710)	(Y_3710)	(Y_3710)	(Y_3600)
Units	ppb	ppb	ppb	ppb	ppb	ppb	ppb	ppb
Avg	2006.1	1955.6	1926.4	25035.	48130.	4930.1	48899.	1994.1
Stddev	10.1	2.4	2.9	44.	155.	12.5	23.	2.8
%RSD	.50425	.12227	.15083	.17750	.32287	.25330	.04695	.14033
Check ?	Chk Pass	Chk Pass	Chk Pass	Chk Pass	Chk Pass	Chk Pass	Chk Pass	Chk Pass
Value								
Range								

Elem	Mo2020	Na5895	Ni2316	Pb2203	Sb2175	Se1960	Sn1899	Ti3372
IS Ref	(Y_2243)	(Y_3710)	(In2306)	(Y_2243)	(Y_2243)	(Y_2243)	(In2306)	(Y_3600)
Units	ppb	ppb	ppb	ppb	ppb	ppb	ppb	ppb
Avg	2003.3	48049.	2006.4	488.15	503.0	507.30	5147.3	5057.0
Stddev	15.0	111.	11.5	2.45	2.3	1.95	32.7	28.6
%RSD	.75047	.23022	.57394	.50101	.4660	.38417	.63509	.56525
Check ?	Chk Pass	Chk Pass	Chk Pass	Chk Pass	Chk Pass	Chk Pass	Chk Pass	Chk Pass
Value								
Range								

PDF created with pdfFactory Pro trial version www.pdffactory.com

Sample Name: CCV-2632473 Acquired: 7/27/2016 14:15:33 Type: QC
Method: ICP I9 Method 200.7-6010(v138) Mode: CONC Corr. Factor: 1.000000
User: analyst Custom ID1: Custom ID2: Custom ID3:
Comment:

Elem	Tl1908	V_2908	Zn2062	Si2516	Sr3464
IS Ref	(In2306)	(Y_3710)	(In2306)	(Y_3710)	(Y_3710)
Units	ppb	ppb	ppb	ppb	ppb
Avg	1013.4	1946.1	2074.1	5091.3	4900.9
Stddev	3.6	8.0	11.1	63.7	14.9
%RSD	.35915	.40928	.53317	1.2509	.30319
Check ?	Chk Pass	Chk Pass	Chk Pass	Chk Pass	Chk Pass
Value					
Range					

Int. Std.	In2306	Y_2243	Y_3600	Y_3710
Units	Cts/S	Cts/S	Cts/S	Cts/S
Avg	5239.6	4256.4	58877.	8303.8
Stddev	2.3	2.3	168.	21.8
%RSD	.04319	.05386	.28521	.26286

PDF created with pdfFactory Pro trial version www.pdffactory.com

Sample Name: CCB Acquired: 7/27/2016 14:19:25 Type: QC
Method: ICP I9 Method 200.7-6010(v138) Mode: CONC Corr. Factor: 1.000000
User: analyst Custom ID1: Custom ID2: Custom ID3:
Comment:

Elem	Ag3280	Al3082	As1890	B_1826	Ba4554	Be3130	Ca3179	Cd2288
IS Ref	(Y_3600)	(Y_3710)	(Y_2243)	(Y_2243)	(Y_3710)	(Y_3710)	(Y_3710)	(Y_2243)
Units	ppb	ppb	ppb	ppb	ppb	ppb	ppb	ppb
Avg	-.67787	2.5015	1.1358	7.1130	.28014	-.02185	15.125	.0214
Stddev	.67219	9.4102	1.5493	.5509	.22636	.01446	3.809	.1044
%RSD	99.162	376.18	136.41	7.7450	80.802	66.166	25.183	488.5
Check ?	Chk Pass	Chk Pass	Chk Pass	Chk Pass	Chk Pass	Chk Pass	Chk Pass	Chk Pass
High Limit								
Low Limit								

Elem	Co2286	Cr2677	Cu3273	Fe2599	K_7664	Li6707	Mg2790	Mn2576
IS Ref	(In2306)	(Y_3600)	(Y_3600)	(Y_3710)	(Y_3710)	(Y_3710)	(Y_3710)	(Y_3600)
Units	ppb	ppb	ppb	ppb	ppb	ppb	ppb	ppb
Avg	.04421	-.10223	1.1315	.77814	99.574	4.4097	-5.5116	.67459
Stddev	.12093	.08568	.3050	1.3873	38.105	1.4830	3.8871	.05618
%RSD	273.53	83.814	26.954	178.29	38.268	33.631	70.526	8.3282
Check ?	Chk Pass	Chk Pass	Chk Pass	Chk Pass	Chk Pass	Chk Pass	Chk Pass	Chk Pass
High Limit								
Low Limit								

Elem	Mo2020	Na5895	Ni2316	Pb2203	Sb2175	Se1960	Sn1899	Ti3372
IS Ref	(Y_2243)	(Y_3710)	(In2306)	(Y_2243)	(Y_2243)	(Y_2243)	(In2306)	(Y_3600)
Units	ppb	ppb	ppb	ppb	ppb	ppb	ppb	ppb
Avg	3.5241	181.05	.28066	-.28716	-.8854	.07321	.52456	1.9436
Stddev	.3743	9.44	.00708	1.0708	1.184	.42342	.23701	.4108
%RSD	10.621	5.2148	2.5211	372.89	133.7	578.33	45.182	21.133
Check ?	Chk Pass	Chk Pass	Chk Pass	Chk Pass	Chk Pass	Chk Pass	Chk Pass	Chk Pass
High Limit								
Low Limit								

PDF created with pdfFactory Pro trial version www.pdffactory.com

Sample Name: CCB Acquired: 7/27/2016 14:19:25 Type: QC
Method: ICP I9 Method 200.7-6010(v138) Mode: CONC Corr. Factor: 1.000000
User: analyst Custom ID1: Custom ID2: Custom ID3:
Comment:

Elem	Tl1908	V_2908	Zn2062	Si2516	Sr3464
IS Ref	(In2306)	(Y_3710)	(In2306)	(Y_3710)	(Y_3710)
Units	ppb	ppb	ppb	ppb	ppb
Avg	1.3138	-1.6870	.27228	-18.745	1.4300
Stddev	.7670	3.7077	.05888	6.426	3.8657
%RSD	58.379	219.79	21.626	34.282	270.34
Check ?	Chk Pass	Chk Pass	Chk Pass	Chk Pass	Chk Pass
High Limit					
Low Limit					

Int. Std.	In2306	Y_2243	Y_3600	Y_3710
Units	Cts/S	Cts/S	Cts/S	Cts/S
Avg	5937.2	4452.9	62307.	8416.1
Stddev	10.7	4.5	185.	42.5
%RSD	.18015	.10005	.29637	.50508

PDF created with pdfFactory Pro trial version www.pdffactory.com

Sample Name: 240-67510-b-5-a@2 Acquired: 7/27/2016 14:23:34 Type: Unk
Method: ICP I9 Method 200.7-6010(v138) Mode: CONC Corr. Factor: 1.000000
User: analyst Custom ID1: Custom ID2: Custom ID3:
Comment:

Elem	Ag3280	Al3082	As1890	B_1826	Ba4554	Be3130
IS Ref	(Y_3600)	(Y_3710)	(Y_2243)	(Y_2243)	(Y_3710)	(Y_3710)
Units	ppb	ppb	ppb	ppb	ppb	ppb
Avg	1.5345	151050.	8.2515	437.89	1589.9	24.023
Stddev	.1807	139.	1.0722	2.62	2.8	.067
%RSD	11.779	.09223	12.994	.59915	.17393	.28076
Check ?	Chk Pass	Chk Pass	Chk Pass	Chk Pass	Chk Pass	Chk Pass
High Limit						
Low Limit						

Elem	Ca3179	Cd2288	Co2286	Cr2677	Cu3273	Fe2599
IS Ref	(Y_3710)	(Y_2243)	(In2306)	(Y_3600)	(Y_3600)	(Y_3710)
Units	ppb	ppb	ppb	ppb	ppb	ppb
Avg	F 848160.	.4867	1.4654	23.321	24.100	4156.5
Stddev	2208.	.0546	.6259	.181	.342	3.0
%RSD	.26036	11.22	42.707	.77493	1.4194	.07271
Check ?	Chk Fail	Chk Pass	Chk Pass	Chk Pass	Chk Pass	Chk Pass
High Limit	800000.					
Low Limit	-500000.					

Elem	K_7664	Li6707	Mg2790	Mn2576	Mo2020	Na5895
IS Ref	(Y_3710)	(Y_3710)	(Y_3710)	(Y_3600)	(Y_2243)	(Y_3710)
Units	ppb	ppb	ppb	ppb	ppb	ppb
Avg	4560.6	199.59	314380.	W 14883.	1.4717	3828.5
Stddev	24.0	.99	615.	79.	.1972	30.4
%RSD	.52630	.49547	.19558	.52760	13.400	.79456
Check ?	Chk Pass	Chk Pass	Chk Pass	Chk Warn	Chk Pass	Chk Pass
High Limit				13500.		
Low Limit				-500000.		

PDF created with pdfFactory Pro trial version www.pdffactory.com

Sample Name: 240-67510-b-5-a@2 Acquired: 7/27/2016 14:23:34 Type: Unk
Method: ICP I9 Method 200.7-6010(v138) Mode: CONC Corr. Factor: 1.000000
User: analyst Custom ID1: Custom ID2: Custom ID3:
Comment:

Elem	Ni2316	Pb2203	Sb2175	Se1960	Sn1899	Ti3372
IS Ref	(In2306)	(Y_2243)	(Y_2243)	(Y_2243)	(In2306)	(Y_3600)
Units	ppb	ppb	ppb	ppb	ppb	ppb
Avg	14.557	21.779	-2.291	8.4253	15.871	826.57
Stddev	.657	2.369	.871	1.8942	.375	1.69
%RSD	4.5122	10.879	38.00	22.482	2.3613	.20494
Check ?	Chk Pass	Chk Pass	Chk Pass	Chk Pass	Chk Pass	Chk Pass
High Limit						
Low Limit						

Elem	Tl1908	V_2908	Zn2062	Si2516	Sr3464
IS Ref	(In2306)	(Y_3710)	(In2306)	(Y_3710)	(Y_3710)
Units	ppb	ppb	ppb	ppb	ppb
Avg	59.756	34.026	31.155	1281.6	1381.1
Stddev	1.782	2.493	.621	4.5	5.0
%RSD	2.9814	7.3254	1.9943	.34990	.36224
Check ?	Chk Pass	Chk Pass	Chk Pass	Chk Pass	Chk Pass
High Limit					
Low Limit					

Int. Std.	In2306	Y_2243	Y_3600	Y_3710
Units	Cts/S	Cts/S	Cts/S	Cts/S
Avg	4478.5	4455.9	61547.	9308.9
Stddev	9.1	10.2	108.	22.7
%RSD	.20209	.22926	.17479	.24403
Check ?	Chk Pass	Chk Pass	Chk Pass	Chk Pass
Value	76.646%	102.52%	97.911%	107.90%
Range				

PDF created with pdfFactory Pro trial version www.pdffactory.com

Sample Name: 240-67510-b-6-a@2 Acquired: 7/27/2016 14:27:48 Type: Unk
Method: ICP I9 Method 200.7-6010(v138) Mode: CONC Corr. Factor: 1.000000
User: analyst Custom ID1: Custom ID2: Custom ID3:
Comment:

Elem	Ag3280	Al3082	As1890	B_1826	Ba4554	Be3130	Ca3179
IS Ref	(Y_3600)	(Y_3710)	(Y_2243)	(Y_2243)	(Y_3710)	(Y_3710)	(Y_3710)
Units	ppb	ppb	ppb	ppb	ppb	ppb	ppb
Avg	-.49802	61176.	5.8343	248.91	1495.4	11.424	442890.
Stddev	.22174	254.	2.1251	1.30	1.4	.033	1264.
%RSD	44.524	.41441	36.425	.52421	.09143	.28613	.28530
Check ?	Chk Pass	Chk Pass	Chk Pass	Chk Pass	Chk Pass	Chk Pass	Chk Pass
High Limit							
Low Limit							

Elem	Cd2288	Co2286	Cr2677	Cu3273	Fe2599	K_7664	Li6707
IS Ref	(Y_2243)	(In2306)	(Y_3600)	(Y_3600)	(Y_3710)	(Y_3710)	(Y_3710)
Units	ppb	ppb	ppb	ppb	ppb	ppb	ppb
Avg	.5646	1.0219	13.668	11.244	2181.9	1150.8	75.001
Stddev	.1041	.2149	.326	.533	10.0	16.3	1.046
%RSD	18.45	21.028	2.3854	4.7413	.45799	1.4130	1.3941
Check ?	Chk Pass	Chk Pass	Chk Pass	Chk Pass	Chk Pass	Chk Pass	Chk Pass
High Limit							
Low Limit							

Elem	Mg2790	Mn2576	Mo2020	Na5895	Ni2316	Pb2203	Sb2175
IS Ref	(Y_3710)	(Y_3600)	(Y_2243)	(Y_3710)	(In2306)	(Y_2243)	(Y_2243)
Units	ppb	ppb	ppb	ppb	ppb	ppb	ppb
Avg	113740.	6643.3	.65350	1847.8	7.4045	19.572	-2.094
Stddev	237.	4.2	.11569	8.1	.1763	.773	2.249
%RSD	.20810	.06279	17.704	.43638	2.3814	3.9511	107.4
Check ?	Chk Pass	Chk Pass	Chk Pass	Chk Pass	Chk Pass	Chk Pass	Chk Pass
High Limit							
Low Limit							

PDF created with pdfFactory Pro trial version www.pdffactory.com

Sample Name: 240-67510-b-6-a@2 Acquired: 7/27/2016 14:27:48 Type: Unk
Method: ICP I9 Method 200.7-6010(v138) Mode: CONC Corr. Factor: 1.000000
User: analyst Custom ID1: Custom ID2: Custom ID3:
Comment:

Elem	Se1960	Sn1899	Ti3372	Tl1908	V_2908	Zn2062	Si2516
IS Ref	(Y_2243)	(In2306)	(Y_3600)	(In2306)	(Y_3710)	(In2306)	(Y_3710)
Units	ppb	ppb	ppb	ppb	ppb	ppb	ppb
Avg	4.0119	14.672	778.10	25.802	10.229	48.375	3995.4
Stddev	1.9818	1.142	.56	.747	1.082	.500	40.1
%RSD	49.399	7.7814	.07197	2.8954	10.582	1.0338	1.0024
Check ?	Chk Pass	Chk Pass	Chk Pass	Chk Pass	Chk Pass	Chk Pass	Chk Pass
High Limit							
Low Limit							

Elem	Sr3464
IS Ref	(Y_3710)
Units	ppb
Avg	682.72
Stddev	6.43
%RSD	.94209
Check ?	Chk Pass
High Limit	
Low Limit	

Int. Std.	In2306	Y_2243	Y_3600	Y_3710
Units	Cts/S	Cts/S	Cts/S	Cts/S
Avg	4903.8	4369.6	60351.	8784.4
Stddev	5.8	4.3	57.	29.4
%RSD	.11806	.09922	.09474	.33509
Check ?	Chk Pass	Chk Pass	Chk Pass	Chk Pass
Value	83.924%	100.54%	96.008%	101.82%
Range				

PDF created with pdfFactory Pro trial version www.pdffactory.com

Sample Name: 240-67510-b-2-a@20 Acquired: 7/27/2016 14:34:19 Type: Unk
Method: ICP I9 Method 200.7-6010(v138) Mode: CONC Corr. Factor: 1.000000
User: analyst Custom ID1: Custom ID2: Custom ID3:
Comment:

Elem	Ag3280	Al3082	As1890	B_1826	Ba4554	Be3130	Ca3179	Cd2288
IS Ref	(Y_3600)	(Y_3710)	(Y_2243)	(Y_2243)	(Y_3710)	(Y_3710)	(Y_3710)	(Y_2243)
Units	ppb	ppb	ppb	ppb	ppb	ppb	ppb	ppb
Avg	-.13846	11343.	3.3200	30.041	136.97	1.1269	60966.	.1770
Stddev	.58910	141.	.8642	.464	.41	.1335	447.	.1658
%RSD	425.48	1.2453	26.029	1.5444	.30047	11.844	.73351	93.69
Check ?	Chk Pass	Chk Pass	Chk Pass	Chk Pass	Chk Pass	Chk Pass	Chk Pass	Chk Pass
High Limit								
Low Limit								

Elem	Co2286	Cr2677	Cu3273	Fe2599	K_7664	Li6707	Mg2790	Mn2576
IS Ref	(In2306)	(Y_3600)	(Y_3600)	(Y_3710)	(Y_3710)	(Y_3710)	(Y_3710)	(Y_3600)
Units	ppb	ppb	ppb	ppb	ppb	ppb	ppb	ppb
Avg	.35767	28.328	5.4743	1060.9	1744.7	13.538	18712.	5310.1
Stddev	.06990	.245	.3007	5.5	12.9	1.086	222.	12.3
%RSD	19.545	.86638	5.4927	.51402	.73746	8.0190	1.1885	.23220
Check ?	Chk Pass	Chk Pass	Chk Pass	Chk Pass	Chk Pass	Chk Pass	Chk Pass	Chk Pass
High Limit								
Low Limit								

Elem	Mo2020	Na5895	Ni2316	Pb2203	Sb2175	Se1960	Sn1899	Ti3372
IS Ref	(Y_2243)	(Y_3710)	(In2306)	(Y_2243)	(Y_2243)	(Y_2243)	(In2306)	(Y_3600)
Units	ppb	ppb	ppb	ppb	ppb	ppb	ppb	ppb
Avg	.13236	1621.1	5.6451	4.8273	.4648	-.72835	1.5270	213.11
Stddev	.15046	10.7	.2027	.8997	1.018	.34836	.4500	.25
%RSD	113.67	.66077	3.5901	18.638	219.1	47.829	29.472	.11695
Check ?	Chk Pass	Chk Pass	Chk Pass	Chk Pass	Chk Pass	Chk Pass	Chk Pass	Chk Pass
High Limit								
Low Limit								

PDF created with pdfFactory Pro trial version www.pdffactory.com

Sample Name: 240-67510-b-2-a@20 Acquired: 7/27/2016 14:34:19 Type: Unk
Method: ICP I9 Method 200.7-6010(v138) Mode: CONC Corr. Factor: 1.000000
User: analyst Custom ID1: Custom ID2: Custom ID3:
Comment:

Elem	Tl1908	V_2908	Zn2062	Si2516	Sr3464
IS Ref	(In2306)	(Y_3710)	(In2306)	(Y_3710)	(Y_3710)
Units	ppb	ppb	ppb	ppb	ppb
Avg	20.469	119.82	11.533	376.91	149.90
Stddev	1.596	1.52	.555	137.71	2.10
%RSD	7.7971	1.2683	4.8087	36.537	1.4019
Check ?	Chk Pass	Chk Pass	Chk Pass	Chk Pass	Chk Pass
High Limit					
Low Limit					

Int. Std.	In2306	Y_2243	Y_3600	Y_3710
Units	Cts/S	Cts/S	Cts/S	Cts/S
Avg	5193.7	4091.4	55710.	8014.7
Stddev	4.8	3.4	90.	477.9
%RSD	.09303	.08205	.16074	5.9632
Check ?	Chk Pass	Chk Pass	Chk Pass	Chk Pass
Value	88.886%	94.138%	88.624%	92.902%
Range				

PDF created with pdfFactory Pro trial version www.pdffactory.com

Sample Name: 240-67510-b-4-a@5 Acquired: 7/27/2016 14:38:32 Type: Unk
Method: ICP I9 Method 200.7-6010(v138) Mode: CONC Corr. Factor: 1.000000
User: analyst Custom ID1: Custom ID2: Custom ID3:
Comment:

Elem	Ag3280	Al3082	As1890	B_1826	Ba4554	Be3130	Ca3179
IS Ref	(Y_3600)	(Y_3710)	(Y_2243)	(Y_2243)	(Y_3710)	(Y_3710)	(Y_3710)
Units	ppb	ppb	ppb	ppb	ppb	ppb	ppb
Avg	-.34838	38670.	5.6723	100.09	696.70	6.3115	235330.
Stddev	.43098	124.	1.5369	.79	.47	.0933	644.
%RSD	123.71	.31961	27.095	.79291	.06757	1.4777	.27362
Check ?	Chk Pass	Chk Pass	Chk Pass	Chk Pass	Chk Pass	Chk Pass	Chk Pass
High Limit							
Low Limit							

Elem	Cd2288	Co2286	Cr2677	Cu3273	Fe2599	K_7664	Li6707
IS Ref	(Y_2243)	(In2306)	(Y_3600)	(Y_3600)	(Y_3710)	(Y_3710)	(Y_3710)
Units	ppb	ppb	ppb	ppb	ppb	ppb	ppb
Avg	.9044	3.7299	28.859	26.626	22046.	2769.6	45.499
Stddev	.0974	.1304	.292	.357	27.	30.2	.431
%RSD	10.77	3.4952	1.0117	1.3396	.12366	1.0911	.94777
Check ?	Chk Pass	Chk Pass	Chk Pass	Chk Pass	Chk Pass	Chk Pass	Chk Pass
High Limit							
Low Limit							

Elem	Mg2790	Mn2576	Mo2020	Na5895	Ni2316	Pb2203	Sb2175
IS Ref	(Y_3710)	(Y_3600)	(Y_2243)	(Y_3710)	(In2306)	(Y_2243)	(Y_2243)
Units	ppb	ppb	ppb	ppb	ppb	ppb	ppb
Avg	61003.	6946.8	.55282	1803.8	11.135	34.756	6.111
Stddev	70.	15.3	.16745	11.6	.650	1.754	1.792
%RSD	.11407	.21994	30.291	.64370	5.8358	5.0469	29.32
Check ?	Chk Pass	Chk Pass	Chk Pass	Chk Pass	Chk Pass	Chk Pass	Chk Pass
High Limit							
Low Limit							

PDF created with pdfFactory Pro trial version www.pdffactory.com

Sample Name: 240-67510-b-4-a@5 Acquired: 7/27/2016 14:38:32 Type: Unk
Method: ICP I9 Method 200.7-6010(v138) Mode: CONC Corr. Factor: 1.000000
User: analyst Custom ID1: Custom ID2: Custom ID3:
Comment:

Elem	Se1960	Sn1899	Ti3372	Tl1908	V_2908	Zn2062	Si2516
IS Ref	(Y_2243)	(In2306)	(Y_3600)	(In2306)	(Y_3710)	(In2306)	(Y_3710)
Units	ppb	ppb	ppb	ppb	ppb	ppb	ppb
Avg	1.9248	6.9097	497.04	26.324	27.803	38.485	1507.7
Stddev	2.4093	.3795	.21	1.831	2.005	.517	9.1
%RSD	125.17	5.4926	.04321	6.9545	7.2123	1.3428	.60615
Check ?	Chk Pass	Chk Pass	Chk Pass	Chk Pass	Chk Pass	Chk Pass	Chk Pass
High Limit							
Low Limit							

Elem	Sr3464
IS Ref	(Y_3710)
Units	ppb
Avg	361.48
Stddev	4.25
%RSD	1.1771
Check ?	Chk Pass
High Limit	
Low Limit	

Int. Std.	In2306	Y_2243	Y_3600	Y_3710
Units	Cts/S	Cts/S	Cts/S	Cts/S
Avg	4913.1	4114.8	56095.	7604.5
Stddev	17.4	16.6	119.	32.7
%RSD	.35349	.40277	.21143	.42990
Check ?	Chk Pass	Chk Pass	Chk Pass	Chk Pass
Value	84.084%	94.676%	89.238%	88.148%
Range				

PDF created with pdfFactory Pro trial version www.pdffactory.com

Sample Name: CRI-2593004 Acquired: 7/27/2016 14:42:50 Type: QC
Method: ICP I9 Method 200.7-6010(v138) Mode: CONC Corr. Factor: 1.000000
User: analyst Custom ID1: Custom ID2: Custom ID3:
Comment:

Elem	Ag3280	Al3082	As1890	B_1826	Ba4554	Be3130	Ca3179	Cd2288
IS Ref	(Y_3600)	(Y_3710)	(Y_2243)	(Y_2243)	(Y_3710)	(Y_3710)	(Y_3710)	(Y_2243)
Units	ppb	ppb	ppb	ppb	ppb	ppb	ppb	ppb
Avg	9.5133	195.14	15.458	202.03	195.33	5.0565	5004.2	4.974
Stddev	.5404	16.46	.503	1.50	.53	.0485	25.3	.094
%RSD	5.6801	8.4332	3.2559	.74357	.26962	.95914	.50554	1.895
Check ?	Chk Pass	Chk Pass	Chk Pass	Chk Pass	Chk Pass	Chk Pass	Chk Pass	Chk Pass
Value								
Range								

Elem	Co2286	Cr2677	Cu3273	Fe2599	K_7664	Li6707	Mg2790	Mn2576
IS Ref	(In2306)	(Y_3600)	(Y_3600)	(Y_3710)	(Y_3710)	(Y_3710)	(Y_3710)	(Y_3600)
Units	ppb	ppb	ppb	ppb	ppb	ppb	ppb	ppb
Avg	10.186	10.240	22.409	207.66	4813.0	50.694	5200.1	16.244
Stddev	.304	.434	.459	2.92	27.1	1.621	35.3	.156
%RSD	2.9795	4.2338	2.0502	1.4077	.56217	3.1966	.67938	.96235
Check ?	Chk Pass	Chk Pass	Chk Pass	Chk Pass	Chk Pass	Chk Pass	Chk Pass	Chk Pass
Value								
Range								

Elem	Mo2020	Na5895	Ni2316	Pb2203	Sb2175	Se1960	Sn1899	Ti3372
IS Ref	(Y_2243)	(Y_3710)	(In2306)	(Y_2243)	(Y_2243)	(Y_2243)	(In2306)	(Y_3600)
Units	ppb	ppb	ppb	ppb	ppb	ppb	ppb	ppb
Avg	40.015	5023.3	41.483	10.808	17.91	19.056	99.493	52.376
Stddev	.578	13.0	.751	.688	.56	.257	1.510	.273
%RSD	1.4434	.25974	1.8093	6.3626	3.129	1.3493	1.5175	.52027
Check ?	Chk Pass	Chk Pass	Chk Pass	Chk Pass	Chk Pass	Chk Pass	Chk Pass	Chk Pass
Value								
Range								

PDF created with pdfFactory Pro trial version www.pdffactory.com

Sample Name: CRI-2593004 Acquired: 7/27/2016 14:42:50 Type: QC
Method: ICP I9 Method 200.7-6010(v138) Mode: CONC Corr. Factor: 1.000000
User: analyst Custom ID1: Custom ID2: Custom ID3:
Comment:

Elem	Tl1908	V_2908	Zn2062	Si2516	Sr3464
IS Ref	(In2306)	(Y_3710)	(In2306)	(Y_3710)	(Y_3710)
Units	ppb	ppb	ppb	ppb	ppb
Avg	21.420	9.7024	51.297	497.41	49.226
Stddev	.640	2.7699	1.021	9.77	3.090
%RSD	2.9862	28.548	1.9912	1.9647	6.2774
Check ?	Chk Pass	Chk Pass	Chk Pass	Chk Pass	Chk Pass
Value					
Range					

Int. Std.	In2306	Y_2243	Y_3600	Y_3710
Units	Cts/S	Cts/S	Cts/S	Cts/S
Avg	5458.5	4139.2	56989.	7520.4
Stddev	13.8	10.8	226.	10.8
%RSD	.25333	.26127	.39574	.14346

PDF created with pdfFactory Pro trial version www.pdffactory.com

Sample Name: 240-67505-f-2-e@5 Acquired: 7/27/2016 14:46:52 Type: Unk
Method: ICP I9 Method 200.7-6010(v138) Mode: CONC Corr. Factor: 1.000000
User: analyst Custom ID1: Custom ID2: Custom ID3:
Comment:

Elem	Ag3280	Al3082	As1890	B_1826	Ba4554	Be3130	Ca3179
IS Ref	(Y_3600)	(Y_3710)	(Y_2243)	(Y_2243)	(Y_3710)	(Y_3710)	(Y_3710)
Units	ppb	ppb	ppb	ppb	ppb	ppb	ppb
Avg	.03505	60048.	8.7428	187.21	629.65	10.200	327080.
Stddev	.45389	184.	.4393	3.56	1.52	.055	3040.
%RSD	1295.1	.30668	5.0248	1.8998	.24116	.54022	.92943
Check ?	Chk Pass	Chk Pass	Chk Pass	Chk Pass	Chk Pass	Chk Pass	Chk Pass
High Limit							
Low Limit							

Elem	Cd2288	Co2286	Cr2677	Cu3273	Fe2599	K_7664	Li6707
IS Ref	(Y_2243)	(In2306)	(Y_3600)	(Y_3600)	(Y_3710)	(Y_3710)	(Y_3710)
Units	ppb	ppb	ppb	ppb	ppb	ppb	ppb
Avg	.4724	6.8622	30.235	16.140	15336.	3149.8	75.494
Stddev	.1084	.3197	.427	.445	47.	19.1	.911
%RSD	22.95	4.6595	1.4130	2.7598	.30503	.60784	1.2061
Check ?	Chk Pass	Chk Pass	Chk Pass	Chk Pass	Chk Pass	Chk Pass	Chk Pass
High Limit							
Low Limit							

Elem	Mg2790	Mn2576	Mo2020	Na5895	Ni2316	Pb2203	Sb2175
IS Ref	(Y_3710)	(Y_3600)	(Y_2243)	(Y_3710)	(In2306)	(Y_2243)	(Y_2243)
Units	ppb	ppb	ppb	ppb	ppb	ppb	ppb
Avg	61330.	8614.4	1.1701	2847.3	20.951	10.737	-2.761
Stddev	82.	73.8	.0699	5.7	.441	.309	.595
%RSD	.13312	.85620	5.9781	.19979	2.1039	2.8763	21.55
Check ?	Chk Pass	Chk Pass	Chk Pass	Chk Pass	Chk Pass	Chk Pass	Chk Pass
High Limit							
Low Limit							

PDF created with pdfFactory Pro trial version www.pdffactory.com

Sample Name: 240-67505-f-2-e@5 Acquired: 7/27/2016 14:46:52 Type: Unk
Method: ICP I9 Method 200.7-6010(v138) Mode: CONC Corr. Factor: 1.000000
User: analyst Custom ID1: Custom ID2: Custom ID3:
Comment:

Elem	Se1960	Sn1899	Ti3372	Tl1908	V_2908	Zn2062	Si2516
IS Ref	(Y_2243)	(In2306)	(Y_3600)	(In2306)	(Y_3710)	(In2306)	(Y_3710)
Units	ppb	ppb	ppb	ppb	ppb	ppb	ppb
Avg	6.8825	6.1676	1377.5	33.061	15.690	32.401	383.42
Stddev	1.4254	.7207	2.7	1.416	2.679	.712	7.40
%RSD	20.711	11.685	.19677	4.2820	17.075	2.1988	1.9288
Check ?	Chk Pass	Chk Pass	Chk Pass	Chk Pass	Chk Pass	Chk Pass	Chk Pass
High Limit							
Low Limit							

Elem	Sr3464
IS Ref	(Y_3710)
Units	ppb
Avg	516.40
Stddev	4.65
%RSD	.90038
Check ?	Chk Pass
High Limit	
Low Limit	

Int. Std.	In2306	Y_2243	Y_3600	Y_3710
Units	Cts/S	Cts/S	Cts/S	Cts/S
Avg	5075.1	4456.5	61718.	8981.7
Stddev	13.8	9.2	317.	16.2
%RSD	.27211	.20729	.51413	.18079
Check ?	Chk Pass	Chk Pass	Chk Pass	Chk Pass
Value	86.856%	102.54%	98.182%	104.11%
Range				

PDF created with pdfFactory Pro trial version www.pdffactory.com

Sample Name: SD 240-67505-f-2e@25 Acquired: 7/27/2016 14:51:11 Type: Unk
Method: ICP I9 Method 200.7-6010(v138) Mode: CONC Corr. Factor: 1.000000
User: analyst Custom ID1: Custom ID2: Custom ID3:
Comment:

Elem	Ag3280	Al3082	As1890	B_1826	Ba4554	Be3130	Ca3179	Cd2288
IS Ref	(Y_3600)	(Y_3710)	(Y_2243)	(Y_2243)	(Y_3710)	(Y_3710)	(Y_3710)	(Y_2243)
Units	ppb	ppb	ppb	ppb	ppb	ppb	ppb	ppb
Avg	-.30299	12882.	.75497	40.662	134.42	2.2852	72004.	-.0695
Stddev	.35305	48.	1.1060	.360	.44	.1069	391.	.1583
%RSD	116.52	.37579	146.50	.88551	.33060	4.6792	.54324	227.7
Check ?	Chk Pass	Chk Pass	Chk Pass	Chk Pass	Chk Pass	Chk Pass	Chk Pass	Chk Pass
High Limit								
Low Limit								

Elem	Co2286	Cr2677	Cu3273	Fe2599	K_7664	Li6707	Mg2790	Mn2576
IS Ref	(In2306)	(Y_3600)	(Y_3600)	(Y_3710)	(Y_3710)	(Y_3710)	(Y_3710)	(Y_3600)
Units	ppb	ppb	ppb	ppb	ppb	ppb	ppb	ppb
Avg	1.4334	6.8968	4.4326	3398.0	691.60	15.295	13659.	1942.6
Stddev	.2899	.2189	.3007	28.6	46.24	.678	54.	2.4
%RSD	20.228	3.1746	6.7844	.84269	6.6861	4.4297	.39690	.12223
Check ?	Chk Pass	Chk Pass	Chk Pass	Chk Pass	Chk Pass	Chk Pass	Chk Pass	Chk Pass
High Limit								
Low Limit								

Elem	Mo2020	Na5895	Ni2316	Pb2203	Sb2175	Se1960	Sn1899	Ti3372
IS Ref	(Y_2243)	(Y_3710)	(In2306)	(Y_2243)	(Y_2243)	(Y_2243)	(In2306)	(Y_3600)
Units	ppb	ppb	ppb	ppb	ppb	ppb	ppb	ppb
Avg	.01898	697.39	4.2419	3.0036	-.3665	-.74902	1.1664	294.28
Stddev	.04728	1.26	.1587	.4094	.2293	2.3370	.5728	1.10
%RSD	249.08	.18079	3.7401	13.631	62.57	312.01	49.106	.37211
Check ?	Chk Pass	Chk Pass	Chk Pass	Chk Pass	Chk Pass	Chk Pass	Chk Pass	Chk Pass
High Limit								
Low Limit								

PDF created with pdfFactory Pro trial version www.pdffactory.com

Sample Name: SD 240-67505-f-2e@25 Acquired: 7/27/2016 14:51:11 Type: Unk
Method: ICP I9 Method 200.7-6010(v138) Mode: CONC Corr. Factor: 1.000000
User: analyst Custom ID1: Custom ID2: Custom ID3:
Comment:

Elem	Tl1908	V_2908	Zn2062	Si2516	Sr3464
IS Ref	(In2306)	(Y_3710)	(In2306)	(Y_3710)	(Y_3710)
Units	ppb	ppb	ppb	ppb	ppb
Avg	8.2980	3.3442	6.3505	62.498	113.22
Stddev	.3893	2.3595	.0947	6.065	1.21
%RSD	4.6913	70.554	1.4914	9.7036	1.0698
Check ?	Chk Pass	Chk Pass	Chk Pass	Chk Pass	Chk Pass
High Limit					
Low Limit					

Int. Std.	In2306	Y_2243	Y_3600	Y_3710
Units	Cts/S	Cts/S	Cts/S	Cts/S
Avg	5618.7	4428.2	62121.	8601.5
Stddev	8.3	6.1	191.	41.1
%RSD	.14782	.13749	.30770	.47780
Check ?	Chk Pass	Chk Pass	Chk Pass	Chk Pass
Value	96.160%	101.89%	98.823%	99.704%
Range				

PDF created with pdfFactory Pro trial version www.pdffactory.com

Sample Name: 240-67505-f-2-f ms@5 Acquired: 7/27/2016 14:55:15 Type: Unk
Method: ICP I9 Method 200.7-6010(v138) Mode: CONC Corr. Factor: 1.000000
User: analyst Custom ID1: Custom ID2: Custom ID3:
Comment:

Elem	Ag3280	Al3082	As1890	B_1826	Ba4554	Be3130	Ca3179
IS Ref	(Y_3600)	(Y_3710)	(Y_2243)	(Y_2243)	(Y_3710)	(Y_3710)	(Y_3710)
Units	ppb	ppb	ppb	ppb	ppb	ppb	ppb
Avg	7.2362	62364.	284.72	345.80	884.08	17.282	372510.
Stddev	.0567	69.	2.46	1.77	1.35	.029	850.
%RSD	.78410	.11098	.86356	.51162	.15280	.16655	.22823
Check ?	Chk Pass	Chk Pass	Chk Pass	Chk Pass	Chk Pass	Chk Pass	Chk Pass
High Limit							
Low Limit							

Elem	Cd2288	Co2286	Cr2677	Cu3273	Fe2599	K_7664	Li6707
IS Ref	(Y_2243)	(In2306)	(Y_3600)	(Y_3600)	(Y_3710)	(Y_3710)	(Y_3710)
Units	ppb	ppb	ppb	ppb	ppb	ppb	ppb
Avg	7.346	75.908	57.617	47.534	8815.8	9643.7	209.80
Stddev	.153	1.144	.210	.527	19.3	39.3	1.08
%RSD	2.079	1.5068	.36412	1.1096	.21843	.40710	.51371
Check ?	Chk Pass	Chk Pass	Chk Pass	Chk Pass	Chk Pass	Chk Pass	Chk Pass
High Limit							
Low Limit							

Elem	Mg2790	Mn2576	Mo2020	Na5895	Ni2316	Pb2203	Sb2175
IS Ref	(Y_3710)	(Y_3600)	(Y_2243)	(Y_3710)	(In2306)	(Y_2243)	(Y_2243)
Units	ppb	ppb	ppb	ppb	ppb	ppb	ppb
Avg	74359.	9273.0	132.54	9743.5	87.468	71.911	19.86
Stddev	148.	61.3	1.01	21.5	.277	1.893	1.57
%RSD	.19894	.66056	.76115	.22048	.31677	2.6324	7.910
Check ?	Chk Pass	Chk Pass	Chk Pass	Chk Pass	Chk Pass	Chk Pass	Chk Pass
High Limit							
Low Limit							

PDF created with pdfFactory Pro trial version www.pdffactory.com

Sample Name: 240-67505-f-2-f ms@5 Acquired: 7/27/2016 14:55:15 Type: Unk
Method: ICP I9 Method 200.7-6010(v138) Mode: CONC Corr. Factor: 1.000000
User: analyst Custom ID1: Custom ID2: Custom ID3:
Comment:

Elem	Se1960	Sn1899	Ti3372	Tl1908	V_2908	Zn2062	Si2516
IS Ref	(Y_2243)	(In2306)	(Y_3600)	(In2306)	(Y_3710)	(In2306)	(Y_3710)
Units	ppb	ppb	ppb	ppb	ppb	ppb	ppb
Avg	256.73	290.83	1746.3	326.23	76.873	94.698	430.90
Stddev	6.09	3.45	3.0	1.45	3.058	.830	4.70
%RSD	2.3736	1.1870	.17248	.44319	3.9780	.87619	1.0915
Check ?	Chk Pass	Chk Pass	Chk Pass	Chk Pass	Chk Pass	Chk Pass	Chk Pass
High Limit							
Low Limit							

Elem	Sr3464
IS Ref	(Y_3710)
Units	ppb
Avg	702.53
Stddev	2.90
%RSD	.41311
Check ?	Chk Pass
High Limit	
Low Limit	

Int. Std.	In2306	Y_2243	Y_3600	Y_3710
Units	Cts/S	Cts/S	Cts/S	Cts/S
Avg	4993.8	4418.3	61268.	8869.0
Stddev	9.3	3.9	60.	4.4
%RSD	.18624	.08869	.09809	.04907
Check ?	Chk Pass	Chk Pass	Chk Pass	Chk Pass
Value	85.465%	101.66%	97.466%	102.81%
Range				

PDF created with pdfFactory Pro trial version www.pdffactory.com

Sample Name: 240-67505-f-2-gmsd@5 Acquired: 7/27/2016 14:59:19 Type: Unk
Method: ICP I9 Method 200.7-6010(v138) Mode: CONC Corr. Factor: 1.000000
User: analyst Custom ID1: Custom ID2: Custom ID3:
Comment:

Elem	Ag3280	Al3082	As1890	B_1826	Ba4554	Be3130	Ca3179
IS Ref	(Y_3600)	(Y_3710)	(Y_2243)	(Y_2243)	(Y_3710)	(Y_3710)	(Y_3710)
Units	ppb	ppb	ppb	ppb	ppb	ppb	ppb
Avg	7.9352	65553.	311.05	362.21	940.19	18.184	378030.
Stddev	.3116	115.	3.16	2.00	.23	.110	2162.
%RSD	3.9272	.17549	1.0172	.55101	.02422	.60679	.57200
Check ?	Chk Pass	Chk Pass	Chk Pass	Chk Pass	Chk Pass	Chk Pass	Chk Pass
High Limit							
Low Limit							

Elem	Cd2288	Co2286	Cr2677	Cu3273	Fe2599	K_7664	Li6707
IS Ref	(Y_2243)	(In2306)	(Y_3600)	(Y_3600)	(Y_3710)	(Y_3710)	(Y_3710)
Units	ppb	ppb	ppb	ppb	ppb	ppb	ppb
Avg	8.030	82.980	86.896	56.952	23983.	10346.	224.14
Stddev	.134	.714	.635	.552	16.	16.	.52
%RSD	1.663	.86075	.73063	.96975	.06679	.15812	.23295
Check ?	Chk Pass	Chk Pass	Chk Pass	Chk Pass	Chk Pass	Chk Pass	Chk Pass
High Limit							
Low Limit							

Elem	Mg2790	Mn2576	Mo2020	Na5895	Ni2316	Pb2203	Sb2175
IS Ref	(Y_3710)	(Y_3600)	(Y_2243)	(Y_3710)	(In2306)	(Y_2243)	(Y_2243)
Units	ppb	ppb	ppb	ppb	ppb	ppb	ppb
Avg	75871.	10052.	143.95	10285.	108.29	77.894	21.91
Stddev	257.	55.	1.36	21.	1.63	.163	.72
%RSD	.33920	.55176	.94563	.20698	1.5081	.20903	3.265
Check ?	Chk Pass	Chk Pass	Chk Pass	Chk Pass	Chk Pass	Chk Pass	Chk Pass
High Limit							
Low Limit							

PDF created with pdfFactory Pro trial version www.pdffactory.com

Sample Name: 240-67505-f-2-gmsd@5 Acquired: 7/27/2016 14:59:19 Type: Unk
Method: ICP I9 Method 200.7-6010(v138) Mode: CONC Corr. Factor: 1.000000
User: analyst Custom ID1: Custom ID2: Custom ID3:
Comment:

Elem	Se1960	Sn1899	Ti3372	Tl1908	V_2908	Zn2062	Si2516
IS Ref	(Y_2243)	(In2306)	(Y_3600)	(In2306)	(Y_3710)	(In2306)	(Y_3710)
Units	ppb	ppb	ppb	ppb	ppb	ppb	ppb
Avg	275.02	310.95	1692.5	349.37	89.733	105.07	429.41
Stddev	3.51	2.85	2.4	3.83	1.120	.86	11.10
%RSD	1.2775	.91517	.14073	1.0967	1.2477	.81770	2.5849
Check ?	Chk Pass	Chk Pass	Chk Pass	Chk Pass	Chk Pass	Chk Pass	Chk Pass
High Limit							
Low Limit							

Elem	Sr3464
IS Ref	(Y_3710)
Units	ppb
Avg	717.63
Stddev	8.87
%RSD	1.2361
Check ?	Chk Pass
High Limit	
Low Limit	

Int. Std.	In2306	Y_2243	Y_3600	Y_3710
Units	Cts/S	Cts/S	Cts/S	Cts/S
Avg	4982.8	4413.4	61329.	8935.0
Stddev	7.7	4.2	122.	27.7
%RSD	.15378	.09510	.19929	.30959
Check ?	Chk Pass	Chk Pass	Chk Pass	Chk Pass
Value	85.277%	101.55%	97.564%	103.57%
Range				

PDF created with pdfFactory Pro trial version www.pdffactory.com

Sample Name: PDS 240-67505-f-2e@5 Acquired: 7/27/2016 15:03:23 Type: Unk
Method: ICP I9 Method 200.7-6010(v138) Mode: CONC Corr. Factor: 1.000000
User: analyst Custom ID1: Custom ID2: Custom ID3:
Comment:

Elem	Ag3280	Al3082	As1890	B_1826	Ba4554	Be3130	Ca3179
IS Ref	(Y_3600)	(Y_3710)	(Y_2243)	(Y_2243)	(Y_3710)	(Y_3710)	(Y_3710)
Units	ppb	ppb	ppb	ppb	ppb	ppb	ppb
Avg	43.894	62960.	1881.3	1157.0	2434.2	55.688	374720.
Stddev	.330	250.	9.6	4.2	4.9	.167	1060.
%RSD	.75071	.39769	.50903	.36205	.20208	.30000	.28292
Check ?	Chk Pass	Chk Pass	Chk Pass	Chk Pass	Chk Pass	Chk Pass	Chk Pass
High Limit							
Low Limit							

Elem	Cd2288	Co2286	Cr2677	Cu3273	Fe2599	K_7664	Li6707
IS Ref	(Y_2243)	(In2306)	(Y_3600)	(Y_3600)	(Y_3710)	(Y_3710)	(Y_3710)
Units	ppb	ppb	ppb	ppb	ppb	ppb	ppb
Avg	46.62	505.70	207.56	242.93	16251.	49290.	1025.3
Stddev	.11	3.93	.61	.43	56.	169.	3.6
%RSD	.2288	.77615	.29526	.17600	.34535	.34206	.35300
Check ?	Chk Pass	Chk Pass	Chk Pass	Chk Pass	Chk Pass	Chk Pass	Chk Pass
High Limit							
Low Limit							

Elem	Mg2790	Mn2576	Mo2020	Na5895	Ni2316	Pb2203	Sb2175
IS Ref	(Y_3710)	(Y_3600)	(Y_2243)	(Y_3710)	(In2306)	(Y_2243)	(Y_2243)
Units	ppb	ppb	ppb	ppb	ppb	ppb	ppb
Avg	105840.	9000.6	924.45	48650.	520.11	441.29	470.1
Stddev	441.	36.5	7.20	54.	4.36	3.40	5.3
%RSD	.41640	.40526	.77832	.11044	.83888	.77032	1.131
Check ?	Chk Pass	Chk Pass	Chk Pass	Chk Pass	Chk Pass	Chk Pass	Chk Pass
High Limit							
Low Limit							

PDF created with pdfFactory Pro trial version www.pdffactory.com

Sample Name: PDS 240-67505-f-2e@5 Acquired: 7/27/2016 15:03:23 Type: Unk
Method: ICP I9 Method 200.7-6010(v138) Mode: CONC Corr. Factor: 1.000000
User: analyst Custom ID1: Custom ID2: Custom ID3:
Comment:

Elem	Se1960	Sn1899	Ti3372	Tl1908	V_2908	Zn2062	Si2516
IS Ref	(Y_2243)	(In2306)	(Y_3600)	(In2306)	(Y_3710)	(In2306)	(Y_3710)
Units	ppb	ppb	ppb	ppb	ppb	ppb	ppb
Avg	1895.9	2089.0	2324.3	1982.6	463.41	546.22	1347.5
Stddev	8.3	18.1	1.5	9.5	1.94	4.19	8.1
%RSD	.43687	.86767	.06640	.47916	.41911	.76715	.60337
Check ?	Chk Pass	Chk Pass	Chk Pass	Chk Pass	Chk Pass	Chk Pass	Chk Pass
High Limit							
Low Limit							

Elem	Sr3464
IS Ref	(Y_3710)
Units	ppb
Avg	1400.3
Stddev	6.3
%RSD	.44889
Check ?	Chk Pass
High Limit	
Low Limit	

Int. Std.	In2306	Y_2243	Y_3600	Y_3710
Units	Cts/S	Cts/S	Cts/S	Cts/S
Avg	4870.3	4393.2	61011.	8877.4
Stddev	3.7	5.7	65.	18.9
%RSD	.07524	.12974	.10617	.21320
Check ?	Chk Pass	Chk Pass	Chk Pass	Chk Pass
Value	83.352%	101.08%	97.058%	102.90%
Range				

PDF created with pdfFactory Pro trial version www.pdffactory.com

Sample Name: CCV-2632473 Acquired: 7/27/2016 15:07:22 Type: QC
Method: ICP I9 Method 200.7-6010(v138) Mode: CONC Corr. Factor: 1.000000
User: analyst Custom ID1: Custom ID2: Custom ID3:
Comment:

Elem	Ag3280	Al3082	As1890	B_1826	Ba4554	Be3130	Ca3179	Cd2288
IS Ref	(Y_3600)	(Y_3710)	(Y_2243)	(Y_2243)	(Y_3710)	(Y_3710)	(Y_3710)	(Y_2243)
Units	ppb	ppb	ppb	ppb	ppb	ppb	ppb	ppb
Avg	1001.5	23990.	495.69	5116.3	1948.9	1957.5	49183.	494.8
Stddev	1.1	140.	3.36	10.0	2.9	7.0	282.	1.9
%RSD	.11075	.58300	.67696	.19525	.14692	.35809	.57298	.3876
Check ?	Chk Pass	Chk Pass	Chk Pass	Chk Pass	Chk Pass	Chk Pass	Chk Pass	Chk Pass
Value								
Range								

Elem	Co2286	Cr2677	Cu3273	Fe2599	K_7664	Li6707	Mg2790	Mn2576
IS Ref	(In2306)	(Y_3600)	(Y_3600)	(Y_3710)	(Y_3710)	(Y_3710)	(Y_3710)	(Y_3600)
Units	ppb	ppb	ppb	ppb	ppb	ppb	ppb	ppb
Avg	2003.4	1938.8	1930.7	24894.	48140.	4915.5	48514.	1975.4
Stddev	10.0	3.3	2.5	15.	200.	9.7	82.	4.2
%RSD	.49787	.17027	.12970	.05947	.41622	.19691	.16880	.21046
Check ?	Chk Pass	Chk Pass	Chk Pass	Chk Pass	Chk Pass	Chk Pass	Chk Pass	Chk Pass
Value								
Range								

Elem	Mo2020	Na5895	Ni2316	Pb2203	Sb2175	Se1960	Sn1899	Ti3372
IS Ref	(Y_2243)	(Y_3710)	(In2306)	(Y_2243)	(Y_2243)	(Y_2243)	(In2306)	(Y_3600)
Units	ppb	ppb	ppb	ppb	ppb	ppb	ppb	ppb
Avg	2006.1	48219.	2005.5	486.39	508.5	511.35	5136.3	5025.6
Stddev	13.7	148.	9.2	1.07	2.2	.51	31.8	4.3
%RSD	.68399	.30685	.45867	.21914	.4275	.10056	.61935	.08599
Check ?	Chk Pass	Chk Pass	Chk Pass	Chk Pass	Chk Pass	Chk Pass	Chk Pass	Chk Pass
Value								
Range								

PDF created with pdfFactory Pro trial version www.pdffactory.com

Sample Name: CCV-2632473 Acquired: 7/27/2016 15:07:22 Type: QC
Method: ICP I9 Method 200.7-6010(v138) Mode: CONC Corr. Factor: 1.000000
User: analyst Custom ID1: Custom ID2: Custom ID3:
Comment:

Elem	Tl1908	V_2908	Zn2062	Si2516	Sr3464
IS Ref	(In2306)	(Y_3710)	(In2306)	(Y_3710)	(Y_3710)
Units	ppb	ppb	ppb	ppb	ppb
Avg	1011.4	1939.6	2062.2	5087.3	4889.9
Stddev	5.6	9.9	11.1	22.9	21.2
%RSD	.55070	.50791	.53961	.45006	.43332
Check ?	Chk Pass	Chk Pass	Chk Pass	Chk Pass	Chk Pass
Value					
Range					

Int. Std.	In2306	Y_2243	Y_3600	Y_3710
Units	Cts/S	Cts/S	Cts/S	Cts/S
Avg	5256.2	4269.6	59549.	8467.3
Stddev	6.7	8.7	168.	25.0
%RSD	.12697	.20406	.28146	.29578

PDF created with pdfFactory Pro trial version www.pdffactory.com

Sample Name: CCB Acquired: 7/27/2016 15:11:12 Type: QC
Method: ICP I9 Method 200.7-6010(v138) Mode: CONC Corr. Factor: 1.000000
User: analyst Custom ID1: Custom ID2: Custom ID3:
Comment:

Elem	Ag3280	Al3082	As1890	B_1826	Ba4554	Be3130	Ca3179	Cd2288
IS Ref	(Y_3600)	(Y_3710)	(Y_2243)	(Y_2243)	(Y_3710)	(Y_3710)	(Y_3710)	(Y_2243)
Units	ppb	ppb	ppb	ppb	ppb	ppb	ppb	ppb
Avg	-.48663	1.6432	.24113	7.1307	.11543	.03003	11.462	.0466
Stddev	.24392	11.116	.79784	.6147	.23524	.04415	.877	.1136
%RSD	50.125	676.45	330.87	8.6204	203.79	147.04	7.6496	244.0
Check ?	Chk Pass	Chk Pass	Chk Pass	Chk Pass	Chk Pass	Chk Pass	Chk Pass	Chk Pass
High Limit								
Low Limit								

Elem	Co2286	Cr2677	Cu3273	Fe2599	K_7664	Li6707	Mg2790	Mn2576
IS Ref	(In2306)	(Y_3600)	(Y_3600)	(Y_3710)	(Y_3710)	(Y_3710)	(Y_3710)	(Y_3600)
Units	ppb	ppb	ppb	ppb	ppb	ppb	ppb	ppb
Avg	.04910	-.38745	1.3773	.05873	77.824	2.6797	5.6370	.45887
Stddev	.29176	.28622	.1315	1.7797	17.217	1.6140	13.583	.03819
%RSD	594.26	73.872	9.5458	3030.2	22.123	60.232	240.96	8.3221
Check ?	Chk Pass	Chk Pass	Chk Pass	Chk Pass	Chk Pass	Chk Pass	Chk Pass	Chk Pass
High Limit								
Low Limit								

Elem	Mo2020	Na5895	Ni2316	Pb2203	Sb2175	Se1960	Sn1899	Ti3372
IS Ref	(Y_2243)	(Y_3710)	(In2306)	(Y_2243)	(Y_2243)	(Y_2243)	(In2306)	(Y_3600)
Units	ppb	ppb	ppb	ppb	ppb	ppb	ppb	ppb
Avg	4.0157	150.76	.05987	.08590	.3718	2.0176	.85434	1.8228
Stddev	.1108	10.41	.48730	1.5462	.7198	1.1776	.37267	.2303
%RSD	2.7583	6.9026	813.87	1800.1	193.6	58.364	43.621	12.636
Check ?	Chk Pass	Chk Pass	Chk Pass	Chk Pass	Chk Pass	Chk Pass	Chk Pass	Chk Pass
High Limit								
Low Limit								

PDF created with pdfFactory Pro trial version www.pdffactory.com

Sample Name: CCB Acquired: 7/27/2016 15:11:12 Type: QC
Method: ICP I9 Method 200.7-6010(v138) Mode: CONC Corr. Factor: 1.000000
User: analyst Custom ID1: Custom ID2: Custom ID3:
Comment:

Elem	Tl1908	V_2908	Zn2062	Si2516	Sr3464
IS Ref	(In2306)	(Y_3710)	(In2306)	(Y_3710)	(Y_3710)
Units	ppb	ppb	ppb	ppb	ppb
Avg	.63154	-.94579	.27466	-15.905	1.9539
Stddev	.40405	2.5967	.12282	11.609	3.1882
%RSD	63.979	274.56	44.718	72.989	163.17
Check ?	Chk Pass	Chk Pass	Chk Pass	Chk Pass	Chk Pass
High Limit					
Low Limit					

Int. Std.	In2306	Y_2243	Y_3600	Y_3710
Units	Cts/S	Cts/S	Cts/S	Cts/S
Avg	5952.8	4457.3	62719.	8618.8
Stddev	14.1	15.8	101.	24.2
%RSD	.23745	.35372	.16055	.28027

PDF created with pdfFactory Pro trial version www.pdffactory.com

Sample Name: 240-67505-f-3-c@2 Acquired: 7/27/2016 15:15:21 Type: Unk
Method: ICP I9 Method 200.7-6010(v138) Mode: CONC Corr. Factor: 1.000000
User: analyst Custom ID1: Custom ID2: Custom ID3:
Comment:

Elem	Ag3280	Al3082	As1890	B_1826	Ba4554	Be3130	Ca3179
IS Ref	(Y_3600)	(Y_3710)	(Y_2243)	(Y_2243)	(Y_3710)	(Y_3710)	(Y_3710)
Units	ppb	ppb	ppb	ppb	ppb	ppb	ppb
Avg	1.0564	125240.	24.526	304.09	1416.9	20.191	629670.
Stddev	.2222	730.	2.582	1.94	1.1	.053	8379.
%RSD	21.035	.58279	10.526	.63664	.07922	.26100	1.3306
Check ?	Chk Pass	Chk Pass	Chk Pass	Chk Pass	Chk Pass	Chk Pass	Chk Pass
High Limit							
Low Limit							

Elem	Cd2288	Co2286	Cr2677	Cu3273	Fe2599	K_7664	Li6707
IS Ref	(Y_2243)	(In2306)	(Y_3600)	(Y_3600)	(Y_3710)	(Y_3710)	(Y_3710)
Units	ppb	ppb	ppb	ppb	ppb	ppb	ppb
Avg	.7330	27.285	58.131	55.403	62657.	6444.4	165.83
Stddev	.1156	.058	.370	.622	100.	34.3	1.28
%RSD	15.77	.21437	.63661	1.1227	.15897	.53274	.77062
Check ?	Chk Pass	Chk Pass	Chk Pass	Chk Pass	Chk Pass	Chk Pass	Chk Pass
High Limit							
Low Limit							

Elem	Mg2790	Mn2576	Mo2020	Na5895	Ni2316	Pb2203	Sb2175
IS Ref	(Y_3710)	(Y_3600)	(Y_2243)	(Y_3710)	(In2306)	(Y_2243)	(Y_2243)
Units	ppb	ppb	ppb	ppb	ppb	ppb	ppb
Avg	112780.	F 15958.	6.8748	5078.0	75.611	27.736	-4.505
Stddev	358.	31.	.2200	23.4	.328	1.621	1.118
%RSD	.31748	.19143	3.2002	.46105	.43424	5.8449	24.82
Check ?	Chk Pass	Chk Fail	Chk Pass	Chk Pass	Chk Pass	Chk Pass	Chk Pass
High Limit		15000.					
Low Limit		-500000.					

PDF created with pdfFactory Pro trial version www.pdffactory.com

Sample Name: 240-67505-f-3-c@2 Acquired: 7/27/2016 15:15:21 Type: Unk
Method: ICP I9 Method 200.7-6010(v138) Mode: CONC Corr. Factor: 1.000000
User: analyst Custom ID1: Custom ID2: Custom ID3:
Comment:

Elem	Se1960	Sn1899	Ti3372	Tl1908	V_2908	Zn2062	Si2516
IS Ref	(Y_2243)	(In2306)	(Y_3600)	(In2306)	(Y_3710)	(In2306)	(Y_3710)
Units	ppb	ppb	ppb	ppb	ppb	ppb	ppb
Avg	10.533	17.988	2464.6	62.592	37.669	119.06	948.93
Stddev	2.330	.262	.6	.614	1.041	1.07	24.01
%RSD	22.121	1.4560	.02445	.98122	2.7623	.89892	2.5306
Check ?	Chk Pass	Chk Pass	Chk Pass	Chk Pass	Chk Pass	Chk Pass	Chk Pass
High Limit							
Low Limit							

Elem	Sr3464
IS Ref	(Y_3710)
Units	ppb
Avg	996.94
Stddev	4.78
%RSD	.47917
Check ?	Chk Pass
High Limit	
Low Limit	

Int. Std.	In2306	Y_2243	Y_3600	Y_3710
Units	Cts/S	Cts/S	Cts/S	Cts/S
Avg	4743.0	4615.2	63754.	9595.2
Stddev	7.8	6.4	58.	49.7
%RSD	.16472	.13879	.09147	.51763
Check ?	Chk Pass	Chk Pass	Chk Pass	Chk Pass
Value	81.172%	106.19%	101.42%	111.22%
Range				

PDF created with pdfFactory Pro trial version www.pdffactory.com

Sample Name: 240-67505-f-4-c@5 Acquired: 7/27/2016 15:19:30 Type: Unk
Method: ICP I9 Method 200.7-6010(v138) Mode: CONC Corr. Factor: 1.000000
User: analyst Custom ID1: Custom ID2: Custom ID3:
Comment:

Elem	Ag3280	Al3082	As1890	B_1826	Ba4554	Be3130	Ca3179
IS Ref	(Y_3600)	(Y_3710)	(Y_2243)	(Y_2243)	(Y_3710)	(Y_3710)	(Y_3710)
Units	ppb	ppb	ppb	ppb	ppb	ppb	ppb
Avg	.45533	66098.	10.353	131.58	704.68	10.754	358590.
Stddev	.18626	326.	1.704	1.80	1.40	.086	1176.
%RSD	40.907	.49348	16.455	1.3707	.19857	.79675	.32789
Check ?	Chk Pass	Chk Pass	Chk Pass	Chk Pass	Chk Pass	Chk Pass	Chk Pass
High Limit							
Low Limit							

Elem	Cd2288	Co2286	Cr2677	Cu3273	Fe2599	K_7664	Li6707
IS Ref	(Y_2243)	(In2306)	(Y_3600)	(Y_3600)	(Y_3710)	(Y_3710)	(Y_3710)
Units	ppb	ppb	ppb	ppb	ppb	ppb	ppb
Avg	.6347	9.9396	44.312	22.875	22030.	3366.2	81.677
Stddev	.0229	.3037	.184	.756	23.	42.6	1.303
%RSD	3.611	3.0557	.41633	3.3040	.10497	1.2655	1.5952
Check ?	Chk Pass	Chk Pass	Chk Pass	Chk Pass	Chk Pass	Chk Pass	Chk Pass
High Limit							
Low Limit							

Elem	Mg2790	Mn2576	Mo2020	Na5895	Ni2316	Pb2203	Sb2175
IS Ref	(Y_3710)	(Y_3600)	(Y_2243)	(Y_3710)	(In2306)	(Y_2243)	(Y_2243)
Units	ppb	ppb	ppb	ppb	ppb	ppb	ppb
Avg	67997.	9372.1	2.8213	2937.5	30.863	23.762	-1.706
Stddev	186.	22.4	.1151	10.6	1.277	1.491	2.391
%RSD	.27427	.23925	4.0792	.35947	4.1388	6.2732	140.2
Check ?	Chk Pass	Chk Pass	Chk Pass	Chk Pass	Chk Pass	Chk Pass	Chk Pass
High Limit							
Low Limit							

PDF created with pdfFactory Pro trial version www.pdffactory.com

Sample Name: 240-67505-f-4-c@5 Acquired: 7/27/2016 15:19:30 Type: Unk
Method: ICP I9 Method 200.7-6010(v138) Mode: CONC Corr. Factor: 1.000000
User: analyst Custom ID1: Custom ID2: Custom ID3:
Comment:

Elem	Se1960	Sn1899	Ti3372	Tl1908	V_2908	Zn2062	Si2516
IS Ref	(Y_2243)	(In2306)	(Y_3600)	(In2306)	(Y_3710)	(In2306)	(Y_3710)
Units	ppb	ppb	ppb	ppb	ppb	ppb	ppb
Avg	3.2811	7.8138	1305.8	34.383	18.920	58.693	451.12
Stddev	1.6022	.4914	1.4	1.937	1.860	1.491	4.28
%RSD	48.831	6.2893	.10606	5.6346	9.8322	2.5410	.94812
Check ?	Chk Pass	Chk Pass	Chk Pass	Chk Pass	Chk Pass	Chk Pass	Chk Pass
High Limit							
Low Limit							

Elem	Sr3464
IS Ref	(Y_3710)
Units	ppb
Avg	587.48
Stddev	5.72
%RSD	.97394
Check ?	Chk Pass
High Limit	
Low Limit	

Int. Std.	In2306	Y_2243	Y_3600	Y_3710
Units	Cts/S	Cts/S	Cts/S	Cts/S
Avg	5049.7	4463.6	61939.	9026.4
Stddev	9.2	4.3	91.	11.9
%RSD	.18183	.09674	.14673	.13238
Check ?	Chk Pass	Chk Pass	Chk Pass	Chk Pass
Value	86.422%	102.70%	98.533%	104.63%
Range				

PDF created with pdfFactory Pro trial version www.pdffactory.com

Sample Name: 240-67505-f-7-c@2 Acquired: 7/27/2016 15:23:45 Type: Unk
Method: ICP I9 Method 200.7-6010(v138) Mode: CONC Corr. Factor: 1.000000
User: analyst Custom ID1: Custom ID2: Custom ID3:
Comment:

Elem	Ag3280	Al3082	As1890	B_1826	Ba4554	Be3130	Ca3179
IS Ref	(Y_3600)	(Y_3710)	(Y_2243)	(Y_2243)	(Y_3710)	(Y_3710)	(Y_3710)
Units	ppb	ppb	ppb	ppb	ppb	ppb	ppb
Avg	.33860	108440.	40.869	132.00	1488.2	14.139	529410.
Stddev	.18274	511.	.341	.98	2.2	.089	3357.
%RSD	53.967	.47132	.83503	.74074	.14854	.63030	.63415
Check ?	Chk Pass	Chk Pass	Chk Pass	Chk Pass	Chk Pass	Chk Pass	Chk Pass
High Limit							
Low Limit							

Elem	Cd2288	Co2286	Cr2677	Cu3273	Fe2599	K_7664	Li6707
IS Ref	(Y_2243)	(In2306)	(Y_3600)	(Y_3600)	(Y_3710)	(Y_3710)	(Y_3710)
Units	ppb	ppb	ppb	ppb	ppb	ppb	ppb
Avg	.6739	33.996	65.935	77.361	66551.	9061.6	137.06
Stddev	.1949	.658	.416	.438	103.	43.6	1.06
%RSD	28.92	1.9352	.63034	.56631	.15531	.48124	.77541
Check ?	Chk Pass	Chk Pass	Chk Pass	Chk Pass	Chk Pass	Chk Pass	Chk Pass
High Limit							
Low Limit							

Elem	Mg2790	Mn2576	Mo2020	Na5895	Ni2316	Pb2203	Sb2175
IS Ref	(Y_3710)	(Y_3600)	(Y_2243)	(Y_3710)	(In2306)	(Y_2243)	(Y_2243)
Units	ppb	ppb	ppb	ppb	ppb	ppb	ppb
Avg	96475.	10545.	11.466	3571.1	87.442	37.185	-1.793
Stddev	163.	78.	.168	2.2	1.219	2.043	1.330
%RSD	.16914	.74170	1.4631	.06205	1.3936	5.4927	74.19
Check ?	Chk Pass	Chk Pass	Chk Pass	Chk Pass	Chk Pass	Chk Pass	Chk Pass
High Limit							
Low Limit							

PDF created with pdfFactory Pro trial version www.pdffactory.com

Sample Name: 240-67505-f-7-c@2 Acquired: 7/27/2016 15:23:45 Type: Unk
Method: ICP I9 Method 200.7-6010(v138) Mode: CONC Corr. Factor: 1.000000
User: analyst Custom ID1: Custom ID2: Custom ID3:
Comment:

Elem	Se1960	Sn1899	Ti3372	Tl1908	V_2908	Zn2062	Si2516
IS Ref	(Y_2243)	(In2306)	(Y_3600)	(In2306)	(Y_3710)	(In2306)	(Y_3710)
Units	ppb	ppb	ppb	ppb	ppb	ppb	ppb
Avg	7.1341	17.794	4572.4	42.214	60.734	233.91	1875.4
Stddev	.9561	.859	12.5	1.237	1.796	3.60	16.2
%RSD	13.401	4.8247	.27347	2.9293	2.9568	1.5406	.86480
Check ?	Chk Pass	Chk Pass	Chk Pass	Chk Pass	Chk Pass	Chk Pass	Chk Pass
High Limit							
Low Limit							

Elem	Sr3464
IS Ref	(Y_3710)
Units	ppb
Avg	1580.1
Stddev	5.6
%RSD	.35130
Check ?	Chk Pass
High Limit	
Low Limit	

Int. Std.	In2306	Y_2243	Y_3600	Y_3710
Units	Cts/S	Cts/S	Cts/S	Cts/S
Avg	4827.9	4646.9	64037.	9563.2
Stddev	4.4	6.5	137.	38.1
%RSD	.09214	.14030	.21468	.39864
Check ?	Chk Pass	Chk Pass	Chk Pass	Chk Pass
Value	82.625%	106.92%	101.87%	110.85%
Range				

PDF created with pdfFactory Pro trial version www.pdffactory.com

Sample Name: 240-67470-f-3-a Acquired: 7/27/2016 15:28:03 Type: Unk
Method: ICP I9 Method 200.7-6010(v138) Mode: CONC Corr. Factor: 1.000000
User: analyst Custom ID1: Custom ID2: Custom ID3:
Comment:

Elem	Ag3280	Al3082	As1890	B_1826	Ba4554	Be3130	Ca3179
IS Ref	(Y_3600)	(Y_3710)	(Y_2243)	(Y_2243)	(Y_3710)	(Y_3710)	(Y_3710)
Units	ppb	ppb	ppb	ppb	ppb	ppb	ppb
Avg	-.93743	-.03399	6.2663	63.720	31.799	-.04763	142770.
Stddev	.32362	19.554	1.6558	.978	.294	.09110	206.
%RSD	34.523	57538.	26.424	1.5350	.92473	191.26	.14462
Check ?	Chk Pass	Chk Pass	Chk Pass	Chk Pass	Chk Pass	Chk Pass	Chk Pass
High Limit							
Low Limit							

Elem	Cd2288	Co2286	Cr2677	Cu3273	Fe2599	K_7664	Li6707
IS Ref	(Y_2243)	(In2306)	(Y_3600)	(Y_3600)	(Y_3710)	(Y_3710)	(Y_3710)
Units	ppb	ppb	ppb	ppb	ppb	ppb	ppb
Avg	-.1793	.24752	.82056	1.0154	868.47	33129.	49.967
Stddev	.1930	.05594	.20487	.4479	4.59	67.	.461
%RSD	107.6	22.600	24.967	44.114	.52834	.20259	.92311
Check ?	Chk Pass	Chk Pass	Chk Pass	Chk Pass	Chk Pass	Chk Pass	Chk Pass
High Limit							
Low Limit							

Elem	Mg2790	Mn2576	Mo2020	Na5895	Ni2316	Pb2203	Sb2175
IS Ref	(Y_3710)	(Y_3600)	(Y_2243)	(Y_3710)	(In2306)	(Y_2243)	(Y_2243)
Units	ppb	ppb	ppb	ppb	ppb	ppb	ppb
Avg	1192.6	176.12	10.136	375980.	2.0944	.95783	-.9408
Stddev	9.8	1.08	.383	1880.	.2610	.51187	.7016
%RSD	.82302	.61352	3.7783	.49991	12.461	53.441	74.58
Check ?	Chk Pass	Chk Pass	Chk Pass	Chk Pass	Chk Pass	Chk Pass	Chk Pass
High Limit							
Low Limit							

PDF created with pdfFactory Pro trial version www.pdffactory.com

Sample Name: 240-67470-f-3-a Acquired: 7/27/2016 15:28:03 Type: Unk
Method: ICP I9 Method 200.7-6010(v138) Mode: CONC Corr. Factor: 1.000000
User: analyst Custom ID1: Custom ID2: Custom ID3:
Comment:

Elem	Se1960	Sn1899	Ti3372	Tl1908	V_2908	Zn2062	Si2516
IS Ref	(Y_2243)	(In2306)	(Y_3600)	(In2306)	(Y_3710)	(In2306)	(Y_3710)
Units	ppb	ppb	ppb	ppb	ppb	ppb	ppb
Avg	-1.4785	-.04116	1.2420	3.1619	-.50476	.33376	6117.2
Stddev	1.2985	.23220	.1405	1.5707	4.2421	.04929	3.3
%RSD	87.826	564.10	11.311	49.674	840.42	14.769	.05337
Check ?	Chk Pass	Chk Pass	Chk Pass	Chk Pass	Chk Pass	Chk Pass	Chk Pass
High Limit							
Low Limit							

Elem	Sr3464
IS Ref	(Y_3710)
Units	ppb
Avg	4595.6
Stddev	9.4
%RSD	.20349
Check ?	Chk Pass
High Limit	
Low Limit	

Int. Std.	In2306	Y_2243	Y_3600	Y_3710
Units	Cts/S	Cts/S	Cts/S	Cts/S
Avg	4981.5	4118.6	56739.	8459.3
Stddev	2.3	6.2	36.	32.6
%RSD	.04657	.15022	.06279	.38517
Check ?	Chk Pass	Chk Pass	Chk Pass	Chk Pass
Value	85.255%	94.763%	90.262%	98.057%
Range				

PDF created with pdfFactory Pro trial version www.pdffactory.com

Sample Name: 240-67470-f-4-a@20 Acquired: 7/27/2016 15:32:18 Type: Unk
Method: ICP I9 Method 200.7-6010(v138) Mode: CONC Corr. Factor: 1.000000
User: analyst Custom ID1: Custom ID2: Custom ID3:
Comment:

Elem	Ag3280	Al3082	As1890	B_1826	Ba4554	Be3130	Ca3179
IS Ref	(Y_3600)	(Y_3710)	(Y_2243)	(Y_2243)	(Y_3710)	(Y_3710)	(Y_3710)
Units	ppb	ppb	ppb	ppb	ppb	ppb	ppb
Avg	-.95749	-9.1065	2.8795	4.2572	841.03	.00027	267820.
Stddev	.34653	15.069	2.3839	.2681	2.33	.03052	1481.
%RSD	36.192	165.48	82.789	6.2980	.27762	11418.	.55315
Check ?	Chk Pass	Chk Pass	Chk Pass	Chk Pass	Chk Pass	Chk Pass	Chk Pass
High Limit							
Low Limit							

Elem	Cd2288	Co2286	Cr2677	Cu3273	Fe2599	K_7664	Li6707
IS Ref	(Y_2243)	(In2306)	(Y_3600)	(Y_3600)	(Y_3710)	(Y_3710)	(Y_3710)
Units	ppb	ppb	ppb	ppb	ppb	ppb	ppb
Avg	-.0009	.44289	.78501	2.5484	1077.5	2704.6	24.406
Stddev	.0865	.24795	.22033	1.0151	8.3	5.3	1.035
%RSD	9829.	55.984	28.068	39.833	.76884	.19418	4.2415
Check ?	Chk Pass	Chk Pass	Chk Pass	Chk Pass	Chk Pass	Chk Pass	Chk Pass
High Limit							
Low Limit							

Elem	Mg2790	Mn2576	Mo2020	Na5895	Ni2316	Pb2203	Sb2175
IS Ref	(Y_3710)	(Y_3600)	(Y_2243)	(Y_3710)	(In2306)	(Y_2243)	(Y_2243)
Units	ppb	ppb	ppb	ppb	ppb	ppb	ppb
Avg	5178.8	114.53	.34328	262800.	2.5488	2.6903	-1.286
Stddev	28.4	.17	.16030	264.	.2679	1.7542	1.194
%RSD	.54878	.14615	46.698	.10045	10.510	65.205	92.81
Check ?	Chk Pass	Chk Pass	Chk Pass	Chk Pass	Chk Pass	Chk Pass	Chk Pass
High Limit							
Low Limit							

PDF created with pdfFactory Pro trial version www.pdffactory.com

Sample Name: 240-67470-f-4-a@20 Acquired: 7/27/2016 15:32:18 Type: Unk
Method: ICP I9 Method 200.7-6010(v138) Mode: CONC Corr. Factor: 1.000000
User: analyst Custom ID1: Custom ID2: Custom ID3:
Comment:

Elem	Se1960	Sn1899	Ti3372	Tl1908	V_2908	Zn2062	Si2516
IS Ref	(Y_2243)	(In2306)	(Y_3600)	(In2306)	(Y_3710)	(In2306)	(Y_3710)
Units	ppb	ppb	ppb	ppb	ppb	ppb	ppb
Avg	-.28540	-.21501	.40561	2.1584	-.96636	.32749	95.849
Stddev	1.1809	.42301	.10793	.1826	3.0742	.09984	1.085
%RSD	413.75	196.74	26.609	8.4604	318.12	30.488	1.1321
Check ?	Chk Pass	Chk Pass	Chk Pass	Chk Pass	Chk Pass	Chk Pass	Chk Pass
High Limit							
Low Limit							

Elem	Sr3464
IS Ref	(Y_3710)
Units	ppb
Avg	1532.9
Stddev	3.6
%RSD	.23614
Check ?	Chk Pass
High Limit	
Low Limit	

Int. Std.	In2306	Y_2243	Y_3600	Y_3710
Units	Cts/S	Cts/S	Cts/S	Cts/S
Avg	4958.8	4074.0	56067.	8244.0
Stddev	9.0	1.5	30.	36.0
%RSD	.18204	.03801	.05342	.43723
Check ?	Chk Pass	Chk Pass	Chk Pass	Chk Pass
Value	84.866%	93.737%	89.193%	95.561%
Range				

PDF created with pdfFactory Pro trial version www.pdffactory.com

Sample Name: 240-67470-f-5-a Acquired: 7/27/2016 15:36:41 Type: Unk
Method: ICP I9 Method 200.7-6010(v138) Mode: CONC Corr. Factor: 1.000000
User: analyst Custom ID1: Custom ID2: Custom ID3:
Comment:

Elem	Ag3280	Al3082	As1890	B_1826	Ba4554	Be3130	Ca3179
IS Ref	(Y_3600)	(Y_3710)	(Y_2243)	(Y_2243)	(Y_3710)	(Y_3710)	(Y_3710)
Units	ppb	ppb	ppb	ppb	ppb	ppb	ppb
Avg	-.70331	46.537	3.5473	9.8871	133.24	.00292	377500.
Stddev	.19645	5.091	.8347	.3818	.19	.03921	781.
%RSD	27.932	10.939	23.530	3.8613	.14211	1341.1	.20691
Check ?	Chk Pass	Chk Pass	Chk Pass	Chk Pass	Chk Pass	Chk Pass	Chk Pass
High Limit							
Low Limit							

Elem	Cd2288	Co2286	Cr2677	Cu3273	Fe2599	K_7664	Li6707
IS Ref	(Y_2243)	(In2306)	(Y_3600)	(Y_3600)	(Y_3710)	(Y_3710)	(Y_3710)
Units	ppb	ppb	ppb	ppb	ppb	ppb	ppb
Avg	-.0802	.34429	.45858	2.8622	4.5013	27323.	54.967
Stddev	.1308	.22583	.19280	1.2434	1.7129	110.	.360
%RSD	163.0	65.592	42.042	43.442	38.053	.40328	.65579
Check ?	Chk Pass	Chk Pass	Chk Pass	Chk Pass	Chk Pass	Chk Pass	Chk Pass
High Limit							
Low Limit							

Elem	Mg2790	Mn2576	Mo2020	Na5895	Ni2316	Pb2203	Sb2175
IS Ref	(Y_3710)	(Y_3600)	(Y_2243)	(Y_3710)	(In2306)	(Y_2243)	(Y_2243)
Units	ppb	ppb	ppb	ppb	ppb	ppb	ppb
Avg	13.720	.02240	12.514	85241.	6.1387	3.1590	-1.336
Stddev	2.470	.03992	.371	183.	.1723	.1303	1.647
%RSD	18.002	178.20	2.9678	.21499	2.8065	4.1255	123.3
Check ?	Chk Pass	Chk Pass	Chk Pass	Chk Pass	Chk Pass	Chk Pass	Chk Pass
High Limit							
Low Limit							

PDF created with pdfFactory Pro trial version www.pdffactory.com

Sample Name: 240-67470-f-5-a Acquired: 7/27/2016 15:36:41 Type: Unk
Method: ICP I9 Method 200.7-6010(v138) Mode: CONC Corr. Factor: 1.000000
User: analyst Custom ID1: Custom ID2: Custom ID3:
Comment:

Elem	Se1960	Sn1899	Ti3372	Tl1908	V_2908	Zn2062	Si2516
IS Ref	(Y_2243)	(In2306)	(Y_3600)	(In2306)	(Y_3710)	(In2306)	(Y_3710)
Units	ppb	ppb	ppb	ppb	ppb	ppb	ppb
Avg	-.14422	-.00847	-.85595	2.4447	-3.2030	-.17284	4202.9
Stddev	.08192	.26472	.14226	.8291	2.2477	.13473	38.5
%RSD	56.805	3126.9	16.620	33.915	70.173	77.955	.91544
Check ?	Chk Pass	Chk Pass	Chk Pass	Chk Pass	Chk Pass	Chk Pass	Chk Pass
High Limit							
Low Limit							

Elem	Sr3464
IS Ref	(Y_3710)
Units	ppb
Avg	7014.5
Stddev	16.7
%RSD	.23785
Check ?	Chk Pass
High Limit	
Low Limit	

Int. Std.	In2306	Y_2243	Y_3600	Y_3710
Units	Cts/S	Cts/S	Cts/S	Cts/S
Avg	5095.5	4111.1	57427.	8502.0
Stddev	16.1	7.5	122.	40.2
%RSD	.31673	.18128	.21283	.47298
Check ?	Chk Pass	Chk Pass	Chk Pass	Chk Pass
Value	87.205%	94.590%	91.356%	98.551%
Range				

PDF created with pdfFactory Pro trial version www.pdffactory.com

Sample Name: 240-67470-g-6-a@2 Acquired: 7/27/2016 15:40:56 Type: Unk
Method: ICP I9 Method 200.7-6010(v138) Mode: CONC Corr. Factor: 1.000000
User: analyst Custom ID1: Custom ID2: Custom ID3:
Comment:

Elem	Ag3280	Al3082	As1890	B_1826	Ba4554	Be3130	Ca3179
IS Ref	(Y_3600)	(Y_3710)	(Y_2243)	(Y_2243)	(Y_3710)	(Y_3710)	(Y_3710)
Units	ppb	ppb	ppb	ppb	ppb	ppb	ppb
Avg	-.41239	-14.189	1.8847	3.4929	97.299	-.00703	492230.
Stddev	.38109	18.526	2.5391	.3092	.211	.05749	5105.
%RSD	92.409	130.56	134.73	8.8520	.21664	817.64	1.0371
Check ?	Chk Pass	Chk Pass	Chk Pass	Chk Pass	Chk Pass	Chk Pass	Chk Pass
High Limit							
Low Limit							

Elem	Cd2288	Co2286	Cr2677	Cu3273	Fe2599	K_7664	Li6707
IS Ref	(Y_2243)	(In2306)	(Y_3600)	(Y_3600)	(Y_3710)	(Y_3710)	(Y_3710)
Units	ppb	ppb	ppb	ppb	ppb	ppb	ppb
Avg	.0247	.28392	1.8654	3.9769	.22278	3023.8	29.340
Stddev	.0722	.16567	.2387	1.1078	1.0547	14.5	.335
%RSD	292.6	58.352	12.799	27.857	473.43	.47831	1.1432
Check ?	Chk Pass	Chk Pass	Chk Pass	Chk Pass	Chk Pass	Chk Pass	Chk Pass
High Limit							
Low Limit							

Elem	Mg2790	Mn2576	Mo2020	Na5895	Ni2316	Pb2203	Sb2175
IS Ref	(Y_3710)	(Y_3600)	(Y_2243)	(Y_3710)	(In2306)	(Y_2243)	(Y_2243)
Units	ppb	ppb	ppb	ppb	ppb	ppb	ppb
Avg	-2.5649	.84164	2.3711	8955.7	3.9619	3.4683	-1.813
Stddev	16.597	.03172	.2343	41.9	.3842	1.4075	.160
%RSD	647.06	3.7691	9.8816	.46782	9.6985	40.582	8.834
Check ?	Chk Pass	Chk Pass	Chk Pass	Chk Pass	Chk Pass	Chk Pass	Chk Pass
High Limit							
Low Limit							

PDF created with pdfFactory Pro trial version www.pdffactory.com

Sample Name: 240-67470-g-6-a@2 Acquired: 7/27/2016 15:40:56 Type: Unk
Method: ICP I9 Method 200.7-6010(v138) Mode: CONC Corr. Factor: 1.000000
User: analyst Custom ID1: Custom ID2: Custom ID3:
Comment:

Elem	Se1960	Sn1899	Ti3372	Tl1908	V_2908	Zn2062	Si2516
IS Ref	(Y_2243)	(In2306)	(Y_3600)	(In2306)	(Y_3710)	(In2306)	(Y_3710)
Units	ppb	ppb	ppb	ppb	ppb	ppb	ppb
Avg	.31218	-.01277	-.75537	2.6072	-4.3451	13.736	44.249
Stddev	1.7364	.87612	.12863	.6876	3.4233	.340	3.345
%RSD	556.21	6858.1	17.029	26.372	78.786	2.4759	7.5589
Check ?	Chk Pass	Chk Pass	Chk Pass	Chk Pass	Chk Pass	Chk Pass	Chk Pass
High Limit							
Low Limit							

Elem	Sr3464
IS Ref	(Y_3710)
Units	ppb
Avg	2940.6
Stddev	17.7
%RSD	.60303
Check ?	Chk Pass
High Limit	
Low Limit	

Int. Std.	In2306	Y_2243	Y_3600	Y_3710
Units	Cts/S	Cts/S	Cts/S	Cts/S
Avg	5088.4	4088.6	57397.	8395.9
Stddev	4.9	7.5	130.	37.0
%RSD	.09576	.18312	.22666	.44012
Check ?	Chk Pass	Chk Pass	Chk Pass	Chk Pass
Value	87.084%	94.072%	91.309%	97.321%
Range				

PDF created with pdfFactory Pro trial version www.pdffactory.com

Sample Name: 240-67470-g-7-a@2 Acquired: 7/27/2016 15:45:13 Type: Unk
Method: ICP I9 Method 200.7-6010(v138) Mode: CONC Corr. Factor: 1.000000
User: analyst Custom ID1: Custom ID2: Custom ID3:
Comment:

Elem	Ag3280	Al3082	As1890	B_1826	Ba4554	Be3130	Ca3179
IS Ref	(Y_3600)	(Y_3710)	(Y_2243)	(Y_2243)	(Y_3710)	(Y_3710)	(Y_3710)
Units	ppb	ppb	ppb	ppb	ppb	ppb	ppb
Avg	-1.0810	-11.031	1.0246	5.9017	128.02	.03101	596330.
Stddev	.2568	25.010	.7144	.2254	.42	.06985	1833.
%RSD	23.757	226.71	69.721	3.8198	.32858	225.24	.30737
Check ?	Chk Pass	Chk Pass	Chk Pass	Chk Pass	Chk Pass	Chk Pass	Chk Pass
High Limit							
Low Limit							

Elem	Cd2288	Co2286	Cr2677	Cu3273	Fe2599	K_7664	Li6707
IS Ref	(Y_2243)	(In2306)	(Y_3600)	(Y_3600)	(Y_3710)	(Y_3710)	(Y_3710)
Units	ppb	ppb	ppb	ppb	ppb	ppb	ppb
Avg	-.0277	.50845	.62402	4.4175	.54221	5103.4	43.694
Stddev	.0254	.13802	.28568	.4501	.24292	38.0	1.428
%RSD	91.59	27.144	45.780	10.188	44.801	.74509	3.2679
Check ?	Chk Pass	Chk Pass	Chk Pass	Chk Pass	Chk Pass	Chk Pass	Chk Pass
High Limit							
Low Limit							

Elem	Mg2790	Mn2576	Mo2020	Na5895	Ni2316	Pb2203	Sb2175
IS Ref	(Y_3710)	(Y_3600)	(Y_2243)	(Y_3710)	(In2306)	(Y_2243)	(Y_2243)
Units	ppb	ppb	ppb	ppb	ppb	ppb	ppb
Avg	18.337	.36069	2.5750	12743.	4.2359	5.3054	-1.094
Stddev	10.649	.05109	.0834	28.	.4329	1.4038	1.321
%RSD	58.076	14.164	3.2383	.21689	10.219	26.461	120.7
Check ?	Chk Pass	Chk Pass	Chk Pass	Chk Pass	Chk Pass	Chk Pass	Chk Pass
High Limit							
Low Limit							

PDF created with pdfFactory Pro trial version www.pdffactory.com

Sample Name: 240-67470-g-7-a@2 Acquired: 7/27/2016 15:45:13 Type: Unk
Method: ICP I9 Method 200.7-6010(v138) Mode: CONC Corr. Factor: 1.000000
User: analyst Custom ID1: Custom ID2: Custom ID3:
Comment:

Elem	Se1960	Sn1899	Ti3372	Tl1908	V_2908	Zn2062	Si2516
IS Ref	(Y_2243)	(In2306)	(Y_3600)	(In2306)	(Y_3710)	(In2306)	(Y_3710)
Units	ppb	ppb	ppb	ppb	ppb	ppb	ppb
Avg	.07542	.15182	-1.0900	2.5149	-2.5553	42.316	51.944
Stddev	1.4317	.45591	.0296	.9263	1.8044	.521	2.298
%RSD	1898.3	300.29	2.7108	36.831	70.615	1.2310	4.4234
Check ?	Chk Pass	Chk Pass	Chk Pass	Chk Pass	Chk Pass	Chk Pass	Chk Pass
High Limit							
Low Limit							

Elem	Sr3464
IS Ref	(Y_3710)
Units	ppb
Avg	4031.2
Stddev	31.4
%RSD	.77904
Check ?	Chk Pass
High Limit	
Low Limit	

Int. Std.	In2306	Y_2243	Y_3600	Y_3710
Units	Cts/S	Cts/S	Cts/S	Cts/S
Avg	4997.8	4044.0	56466.	8275.2
Stddev	5.6	1.3	205.	40.0
%RSD	.11292	.03263	.36374	.48356
Check ?	Chk Pass	Chk Pass	Chk Pass	Chk Pass
Value	85.533%	93.047%	89.827%	95.922%
Range				

PDF created with pdfFactory Pro trial version www.pdffactory.com

Sample Name: 240-67470-g-8-a@2 Acquired: 7/27/2016 15:49:28 Type: Unk
Method: ICP I9 Method 200.7-6010(v138) Mode: CONC Corr. Factor: 1.000000
User: analyst Custom ID1: Custom ID2: Custom ID3:
Comment:

Elem	Ag3280	Al3082	As1890	B_1826	Ba4554	Be3130	Ca3179
IS Ref	(Y_3600)	(Y_3710)	(Y_2243)	(Y_2243)	(Y_3710)	(Y_3710)	(Y_3710)
Units	ppb	ppb	ppb	ppb	ppb	ppb	ppb
Avg	-1.0173	10.552	1.7050	4.5371	60.732	.04484	472790.
Stddev	.2793	6.418	2.1486	.0597	.087	.06849	8613.
%RSD	27.456	60.828	126.02	1.3160	.14272	152.73	1.8217
Check ?	Chk Pass	Chk Pass	Chk Pass	Chk Pass	Chk Pass	Chk Pass	Chk Pass
High Limit							
Low Limit							

Elem	Cd2288	Co2286	Cr2677	Cu3273	Fe2599	K_7664	Li6707
IS Ref	(Y_2243)	(In2306)	(Y_3600)	(Y_3600)	(Y_3710)	(Y_3710)	(Y_3710)
Units	ppb	ppb	ppb	ppb	ppb	ppb	ppb
Avg	.0160	.46260	.74068	4.7351	1.3438	76352.	141.79
Stddev	.0624	.31310	.07075	.6029	.8314	213.	1.95
%RSD	390.9	67.683	9.5525	12.732	61.869	.27855	1.3754
Check ?	Chk Pass	Chk Pass	Chk Pass	Chk Pass	Chk Pass	Chk Pass	Chk Pass
High Limit							
Low Limit							

Elem	Mg2790	Mn2576	Mo2020	Na5895	Ni2316	Pb2203	Sb2175
IS Ref	(Y_3710)	(Y_3600)	(Y_2243)	(Y_3710)	(In2306)	(Y_2243)	(Y_2243)
Units	ppb	ppb	ppb	ppb	ppb	ppb	ppb
Avg	16.890	.43519	5.3505	130420.	9.4065	3.7273	-3.080
Stddev	11.023	.05786	.1737	252.	.0447	1.0896	1.428
%RSD	65.263	13.296	3.2456	.19304	.47489	29.232	46.37
Check ?	Chk Pass	Chk Pass	Chk Pass	Chk Pass	Chk Pass	Chk Pass	Chk Pass
High Limit							
Low Limit							

PDF created with pdfFactory Pro trial version www.pdffactory.com

Sample Name: 240-67470-g-8-a@2 Acquired: 7/27/2016 15:49:28 Type: Unk
Method: ICP I9 Method 200.7-6010(v138) Mode: CONC Corr. Factor: 1.000000
User: analyst Custom ID1: Custom ID2: Custom ID3:
Comment:

Elem	Se1960	Sn1899	Ti3372	Tl1908	V_2908	Zn2062	Si2516
IS Ref	(Y_2243)	(In2306)	(Y_3600)	(In2306)	(Y_3710)	(In2306)	(Y_3710)
Units	ppb	ppb	ppb	ppb	ppb	ppb	ppb
Avg	-.43893	.32121	-1.2223	1.9952	-1.6323	1.3275	55.172
Stddev	1.6893	.36411	.1274	1.1859	.4248	.1455	1.598
%RSD	384.87	113.36	10.422	59.439	26.023	10.960	2.8958
Check ?	Chk Pass	Chk Pass	Chk Pass	Chk Pass	Chk Pass	Chk Pass	Chk Pass
High Limit							
Low Limit							

Elem	Sr3464
IS Ref	(Y_3710)
Units	ppb
Avg	6444.6
Stddev	8.5
%RSD	.13166
Check ?	Chk Pass
High Limit	
Low Limit	

Int. Std.	In2306	Y_2243	Y_3600	Y_3710
Units	Cts/S	Cts/S	Cts/S	Cts/S
Avg	4927.2	4031.1	55933.	8276.4
Stddev	3.0	4.8	3.	57.9
%RSD	.06094	.11896	.00565	.69937
Check ?	Chk Pass	Chk Pass	Chk Pass	Chk Pass
Value	84.325%	92.750%	88.980%	95.936%
Range				

PDF created with pdfFactory Pro trial version www.pdffactory.com

Sample Name: 240-67505-f-3-c1@5 Acquired: 7/27/2016 15:53:47 Type: Unk
Method: ICP I9 Method 200.7-6010(v138) Mode: CONC Corr. Factor: 1.000000
User: analyst Custom ID1: Custom ID2: Custom ID3:
Comment:

Elem	Ag3280	Al3082	As1890	B_1826	Ba4554	Be3130	Ca3179
IS Ref	(Y_3600)	(Y_3710)	(Y_2243)	(Y_2243)	(Y_3710)	(Y_3710)	(Y_3710)
Units	ppb	ppb	ppb	ppb	ppb	ppb	ppb
Avg	-.08338	54166.	12.561	130.70	619.57	9.0323	282800.
Stddev	.25070	472.	1.283	1.98	.82	.0801	2413.
%RSD	300.66	.87063	10.214	1.5117	.13172	.88699	.85323
Check ?	Chk Pass	Chk Pass	Chk Pass	Chk Pass	Chk Pass	Chk Pass	Chk Pass
High Limit							
Low Limit							

Elem	Cd2288	Co2286	Cr2677	Cu3273	Fe2599	K_7664	Li6707
IS Ref	(Y_2243)	(In2306)	(Y_3600)	(Y_3600)	(Y_3710)	(Y_3710)	(Y_3710)
Units	ppb	ppb	ppb	ppb	ppb	ppb	ppb
Avg	.3838	10.881	26.209	25.047	28044.	2782.8	71.916
Stddev	.0480	.350	.112	.513	87.	43.3	.929
%RSD	12.50	3.2193	.42786	2.0495	.31010	1.5574	1.2922
Check ?	Chk Pass	Chk Pass	Chk Pass	Chk Pass	Chk Pass	Chk Pass	Chk Pass
High Limit							
Low Limit							

Elem	Mg2790	Mn2576	Mo2020	Na5895	Ni2316	Pb2203	Sb2175
IS Ref	(Y_3710)	(Y_3600)	(Y_2243)	(Y_3710)	(In2306)	(Y_2243)	(Y_2243)
Units	ppb	ppb	ppb	ppb	ppb	ppb	ppb
Avg	50360.	7452.5	2.2578	2300.2	30.002	13.813	-2.147
Stddev	257.	13.8	.2360	11.2	.252	1.831	1.283
%RSD	.51049	.18527	10.453	.48776	.84000	13.258	59.76
Check ?	Chk Pass	Chk Pass	Chk Pass	Chk Pass	Chk Pass	Chk Pass	Chk Pass
High Limit							
Low Limit							

PDF created with pdfFactory Pro trial version www.pdffactory.com

Sample Name: 240-67505-f-3-c1@5 Acquired: 7/27/2016 15:53:47 Type: Unk
Method: ICP I9 Method 200.7-6010(v138) Mode: CONC Corr. Factor: 1.000000
User: analyst Custom ID1: Custom ID2: Custom ID3:
Comment:

Elem	Se1960	Sn1899	Ti3372	Tl1908	V_2908	Zn2062	Si2516
IS Ref	(Y_2243)	(In2306)	(Y_3600)	(In2306)	(Y_3710)	(In2306)	(Y_3710)
Units	ppb	ppb	ppb	ppb	ppb	ppb	ppb
Avg	3.4518	6.8674	1083.2	27.990	14.571	48.764	394.82
Stddev	.9109	.9233	.3	1.512	3.413	.973	6.25
%RSD	26.389	13.445	.02449	5.4005	23.425	1.9946	1.5834
Check ?	Chk Pass	Chk Pass	Chk Pass	Chk Pass	Chk Pass	Chk Pass	Chk Pass
High Limit							
Low Limit							

Elem	Sr3464
IS Ref	(Y_3710)
Units	ppb
Avg	449.85
Stddev	1.99
%RSD	.44326
Check ?	Chk Pass
High Limit	
Low Limit	

Int. Std.	In2306	Y_2243	Y_3600	Y_3710
Units	Cts/S	Cts/S	Cts/S	Cts/S
Avg	5119.4	4413.7	61062.	8896.8
Stddev	6.7	4.7	148.	29.9
%RSD	.13055	.10598	.24177	.33586
Check ?	Chk Pass	Chk Pass	Chk Pass	Chk Pass
Value	87.613%	101.55%	97.138%	103.13%
Range				

PDF created with pdfFactory Pro trial version www.pdffactory.com

Sample Name: CCV-2632473 Acquired: 7/27/2016 15:58:05 Type: QC
Method: ICP I9 Method 200.7-6010(v138) Mode: CONC Corr. Factor: 1.000000
User: analyst Custom ID1: Custom ID2: Custom ID3:
Comment:

Elem	Ag3280	Al3082	As1890	B_1826	Ba4554	Be3130	Ca3179	Cd2288
IS Ref	(Y_3600)	(Y_3710)	(Y_2243)	(Y_2243)	(Y_3710)	(Y_3710)	(Y_3710)	(Y_2243)
Units	ppb	ppb	ppb	ppb	ppb	ppb	ppb	ppb
Avg	1006.2	23586.	494.55	5117.8	1955.3	1953.9	48692.	495.0
Stddev	1.5	71.	3.95	19.5	2.0	.3	63.	2.4
%RSD	.14499	.29908	.79924	.38125	.10002	.01293	.12907	.4861
Check ?	Chk Pass	Chk Pass	Chk Pass	Chk Pass	Chk Pass	Chk Pass	Chk Pass	Chk Pass
Value								
Range								

Elem	Co2286	Cr2677	Cu3273	Fe2599	K_7664	Li6707	Mg2790	Mn2576
IS Ref	(In2306)	(Y_3600)	(Y_3600)	(Y_3710)	(Y_3710)	(Y_3710)	(Y_3710)	(Y_3600)
Units	ppb	ppb	ppb	ppb	ppb	ppb	ppb	ppb
Avg	2000.2	1942.8	1931.1	24795.	47879.	4872.5	48141.	1970.5
Stddev	8.0	3.7	2.7	35.	19.	4.7	36.	6.4
%RSD	.39816	.19011	.13851	.14213	.04000	.09571	.07385	.32485
Check ?	Chk Pass	Chk Pass	Chk Pass	Chk Pass	Chk Pass	Chk Pass	Chk Pass	Chk Pass
Value								
Range								

Elem	Mo2020	Na5895	Ni2316	Pb2203	Sb2175	Se1960	Sn1899	Ti3372
IS Ref	(Y_2243)	(Y_3710)	(In2306)	(Y_2243)	(Y_2243)	(Y_2243)	(In2306)	(Y_3600)
Units	ppb	ppb	ppb	ppb	ppb	ppb	ppb	ppb
Avg	1992.1	48270.	2006.4	484.45	507.6	506.64	5133.0	5100.8
Stddev	14.7	21.	9.4	1.12	2.8	2.52	24.5	27.9
%RSD	.73982	.04426	.47084	.23099	.5525	.49660	.47784	.54678
Check ?	Chk Pass	Chk Pass	Chk Pass	Chk Pass	Chk Pass	Chk Pass	Chk Pass	Chk Pass
Value								
Range								

PDF created with pdfFactory Pro trial version www.pdffactory.com

Sample Name: CCV-2632473 Acquired: 7/27/2016 15:58:05 Type: QC
Method: ICP I9 Method 200.7-6010(v138) Mode: CONC Corr. Factor: 1.000000
User: analyst Custom ID1: Custom ID2: Custom ID3:
Comment:

Elem	Tl1908	V_2908	Zn2062	Si2516	Sr3464
IS Ref	(In2306)	(Y_3710)	(In2306)	(Y_3710)	(Y_3710)
Units	ppb	ppb	ppb	ppb	ppb
Avg	1007.7	1912.5	2067.6	5065.6	4858.7
Stddev	5.2	4.3	7.8	39.2	4.0
%RSD	.51250	.22676	.37688	.77428	.08299
Check ?	Chk Pass	Chk Pass	Chk Pass	Chk Pass	Chk Pass
Value					
Range					

Int. Std.	In2306	Y_2243	Y_3600	Y_3710
Units	Cts/S	Cts/S	Cts/S	Cts/S
Avg	5220.1	4240.3	58695.	8395.6
Stddev	7.3	8.9	238.	19.4
%RSD	.13942	.21091	.40580	.23088

PDF created with pdfFactory Pro trial version www.pdffactory.com

Sample Name: CCB Acquired: 7/27/2016 16:01:57 Type: QC
Method: ICP I9 Method 200.7-6010(v138) Mode: CONC Corr. Factor: 1.000000
User: analyst Custom ID1: Custom ID2: Custom ID3:
Comment:

Elem	Ag3280	Al3082	As1890	B_1826	Ba4554	Be3130	Ca3179	Cd2288
IS Ref	(Y_3600)	(Y_3710)	(Y_2243)	(Y_2243)	(Y_3710)	(Y_3710)	(Y_3710)	(Y_2243)
Units	ppb	ppb	ppb	ppb	ppb	ppb	ppb	ppb
Avg	-.59305	6.0273	-.24763	5.8322	.10377	.00817	12.073	-.0389
Stddev	.27640	10.184	.94669	.3084	.13005	.00843	.363	.1868
%RSD	46.607	168.96	382.30	5.2877	125.33	103.20	3.0098	479.9
Check ?	Chk Pass	Chk Pass	Chk Pass	Chk Pass	Chk Pass	Chk Pass	Chk Pass	Chk Pass
High Limit								
Low Limit								

Elem	Co2286	Cr2677	Cu3273	Fe2599	K_7664	Li6707	Mg2790	Mn2576
IS Ref	(In2306)	(Y_3600)	(Y_3600)	(Y_3710)	(Y_3710)	(Y_3710)	(Y_3710)	(Y_3600)
Units	ppb	ppb	ppb	ppb	ppb	ppb	ppb	ppb
Avg	.26175	-.11383	1.2724	1.7314	34.659	2.8804	12.066	.41273
Stddev	.05758	.10820	.8076	1.4613	35.141	.8890	16.483	.01183
%RSD	22.000	95.053	63.476	84.400	101.39	30.863	136.61	2.8651
Check ?	Chk Pass	Chk Pass	Chk Pass	Chk Pass	Chk Pass	Chk Pass	Chk Pass	Chk Pass
High Limit								
Low Limit								

Elem	Mo2020	Na5895	Ni2316	Pb2203	Sb2175	Se1960	Sn1899	Ti3372
IS Ref	(Y_2243)	(Y_3710)	(In2306)	(Y_2243)	(Y_2243)	(Y_2243)	(In2306)	(Y_3600)
Units	ppb	ppb	ppb	ppb	ppb	ppb	ppb	ppb
Avg	3.4702	145.22	.25750	1.3625	-.5552	.27614	.30874	1.8127
Stddev	.1199	7.10	.15104	.8595	1.454	1.1123	.24355	.1144
%RSD	3.4547	4.8910	58.657	63.081	261.8	402.81	78.885	6.3098
Check ?	Chk Pass	Chk Pass	Chk Pass	Chk Pass	Chk Pass	Chk Pass	Chk Pass	Chk Pass
High Limit								
Low Limit								

PDF created with pdfFactory Pro trial version www.pdffactory.com

Sample Name: CCB Acquired: 7/27/2016 16:01:57 Type: QC
Method: ICP I9 Method 200.7-6010(v138) Mode: CONC Corr. Factor: 1.000000
User: analyst Custom ID1: Custom ID2: Custom ID3:
Comment:

Elem	Tl1908	V_2908	Zn2062	Si2516	Sr3464
IS Ref	(In2306)	(Y_3710)	(In2306)	(Y_3710)	(Y_3710)
Units	ppb	ppb	ppb	ppb	ppb
Avg	.23172	-.00362	.29862	-18.454	2.9932
Stddev	1.4383	3.5876	.02490	9.127	2.4459
%RSD	620.72	99181.	8.3394	49.460	81.714
Check ?	Chk Pass	Chk Pass	Chk Pass	Chk Pass	Chk Pass
High Limit					
Low Limit					

Int. Std.	In2306	Y_2243	Y_3600	Y_3710
Units	Cts/S	Cts/S	Cts/S	Cts/S
Avg	5895.8	4410.1	62251.	8398.2
Stddev	3.2	4.4	111.	68.6
%RSD	.05412	.09890	.17753	.81676

PDF created with pdfFactory Pro trial version www.pdffactory.com

Sample Name: 240-67513-j-1-a Acquired: 7/27/2016 16:06:07 Type: Unk
Method: ICP I9 Method 200.7-6010(v138) Mode: CONC Corr. Factor: 1.000000
User: analyst Custom ID1: Custom ID2: Custom ID3:
Comment:

Elem	Ag3280	Al3082	As1890	B_1826	Ba4554	Be3130	Ca3179
IS Ref	(Y_3600)	(Y_3710)	(Y_2243)	(Y_2243)	(Y_3710)	(Y_3710)	(Y_3710)
Units	ppb	ppb	ppb	ppb	ppb	ppb	ppb
Avg	-.57279	3.6461	6.4316	127.38	191.59	-.09410	106220.
Stddev	.46764	9.5946	.6674	1.02	.46	.01802	386.
%RSD	81.641	263.15	10.378	.79972	.23866	19.149	.36344
Check ?	Chk Pass	Chk Pass	Chk Pass	Chk Pass	Chk Pass	Chk Pass	Chk Pass
High Limit							
Low Limit							

Elem	Cd2288	Co2286	Cr2677	Cu3273	Fe2599	K_7664	Li6707
IS Ref	(Y_2243)	(In2306)	(Y_3600)	(Y_3600)	(Y_3710)	(Y_3710)	(Y_3710)
Units	ppb	ppb	ppb	ppb	ppb	ppb	ppb
Avg	-.0106	.15585	.37885	1.2959	527.48	17873.	53.193
Stddev	.1041	.35178	.04555	.7140	1.35	50.	1.090
%RSD	979.0	225.72	12.024	55.098	.25533	.27838	2.0482
Check ?	Chk Pass	Chk Pass	Chk Pass	Chk Pass	Chk Pass	Chk Pass	Chk Pass
High Limit							
Low Limit							

Elem	Mg2790	Mn2576	Mo2020	Na5895	Ni2316	Pb2203	Sb2175
IS Ref	(Y_3710)	(Y_3600)	(Y_2243)	(Y_3710)	(In2306)	(Y_2243)	(Y_2243)
Units	ppb	ppb	ppb	ppb	ppb	ppb	ppb
Avg	59249.	27.242	7.6904	78348.	3.9887	1.1918	.1095
Stddev	193.	.106	.1842	176.	.8864	1.7353	1.678
%RSD	.32649	.38965	2.3955	.22423	22.223	145.61	1533.
Check ?	Chk Pass	Chk Pass	Chk Pass	Chk Pass	Chk Pass	Chk Pass	Chk Pass
High Limit							
Low Limit							

PDF created with pdfFactory Pro trial version www.pdffactory.com

Sample Name: 240-67513-j-1-a Acquired: 7/27/2016 16:06:07 Type: Unk
Method: ICP I9 Method 200.7-6010(v138) Mode: CONC Corr. Factor: 1.000000
User: analyst Custom ID1: Custom ID2: Custom ID3:
Comment:

Elem	Se1960	Sn1899	Ti3372	Tl1908	V_2908	Zn2062	Si2516
IS Ref	(Y_2243)	(In2306)	(Y_3600)	(In2306)	(Y_3710)	(In2306)	(Y_3710)
Units	ppb	ppb	ppb	ppb	ppb	ppb	ppb
Avg	-.21706	-.11996	.52214	2.1430	-1.7832	.54064	10283.
Stddev	2.4790	.15108	.09808	1.0334	1.6989	.07456	48.
%RSD	1142.0	125.95	18.785	48.220	95.271	13.792	.46782
Check ?	Chk Pass	Chk Pass	Chk Pass	Chk Pass	Chk Pass	Chk Pass	Chk Pass
High Limit							
Low Limit							

Elem	Sr3464
IS Ref	(Y_3710)
Units	ppb
Avg	722.90
Stddev	.51
%RSD	.07108
Check ?	Chk Pass
High Limit	
Low Limit	

Int. Std.	In2306	Y_2243	Y_3600	Y_3710
Units	Cts/S	Cts/S	Cts/S	Cts/S
Avg	5265.2	4223.7	59039.	8583.8
Stddev	10.5	9.2	165.	34.4
%RSD	.19911	.21731	.28030	.40051
Check ?	Chk Pass	Chk Pass	Chk Pass	Chk Pass
Value	90.110%	97.181%	93.921%	99.499%
Range				

PDF created with pdfFactory Pro trial version www.pdffactory.com

Sample Name: 240-67513-j-2-a Acquired: 7/27/2016 16:10:12 Type: Unk
Method: ICP I9 Method 200.7-6010(v138) Mode: CONC Corr. Factor: 1.000000
User: analyst Custom ID1: Custom ID2: Custom ID3:
Comment:

Elem	Ag3280	Al3082	As1890	B_1826	Ba4554	Be3130	Ca3179
IS Ref	(Y_3600)	(Y_3710)	(Y_2243)	(Y_2243)	(Y_3710)	(Y_3710)	(Y_3710)
Units	ppb	ppb	ppb	ppb	ppb	ppb	ppb
Avg	-.93525	17.153	.65544	119.32	90.540	.03842	100730.
Stddev	.24302	7.890	2.3127	.55	.370	.03645	260.
%RSD	25.984	46.001	352.85	.45881	.40888	94.877	.25825
Check ?	Chk Pass	Chk Pass	Chk Pass	Chk Pass	Chk Pass	Chk Pass	Chk Pass
High Limit							
Low Limit							

Elem	Cd2288	Co2286	Cr2677	Cu3273	Fe2599	K_7664	Li6707
IS Ref	(Y_2243)	(In2306)	(Y_3600)	(Y_3600)	(Y_3710)	(Y_3710)	(Y_3710)
Units	ppb	ppb	ppb	ppb	ppb	ppb	ppb
Avg	.1130	.35651	.84206	1.6122	82.928	10651.	48.688
Stddev	.1392	.21219	.11775	.3434	.717	36.	1.256
%RSD	123.2	59.520	13.984	21.297	.86406	.33894	2.5793
Check ?	Chk Pass	Chk Pass	Chk Pass	Chk Pass	Chk Pass	Chk Pass	Chk Pass
High Limit							
Low Limit							

Elem	Mg2790	Mn2576	Mo2020	Na5895	Ni2316	Pb2203	Sb2175
IS Ref	(Y_3710)	(Y_3600)	(Y_2243)	(Y_3710)	(In2306)	(Y_2243)	(Y_2243)
Units	ppb	ppb	ppb	ppb	ppb	ppb	ppb
Avg	52854.	21.384	.76403	24560.	5.0114	-.40113	-.6801
Stddev	64.	.030	.13315	74.	.1719	1.0190	.7105
%RSD	.12194	.14112	17.428	.30309	3.4296	254.02	104.5
Check ?	Chk Pass	Chk Pass	Chk Pass	Chk Pass	Chk Pass	Chk Pass	Chk Pass
High Limit							
Low Limit							

PDF created with pdfFactory Pro trial version www.pdffactory.com

Sample Name: 240-67513-j-2-a Acquired: 7/27/2016 16:10:12 Type: Unk
Method: ICP I9 Method 200.7-6010(v138) Mode: CONC Corr. Factor: 1.000000
User: analyst Custom ID1: Custom ID2: Custom ID3:
Comment:

Elem	Se1960	Sn1899	Ti3372	Tl1908	V_2908	Zn2062	Si2516
IS Ref	(Y_2243)	(In2306)	(Y_3600)	(In2306)	(Y_3710)	(In2306)	(Y_3710)
Units	ppb	ppb	ppb	ppb	ppb	ppb	ppb
Avg	.02010	.28786	.66260	1.3736	-2.1620	.53973	7422.8
Stddev	.24881	.80146	.06305	.4151	1.3947	.08068	38.5
%RSD	1238.0	278.42	9.5163	30.216	64.509	14.947	.51878
Check ?	Chk Pass	Chk Pass	Chk Pass	Chk Pass	Chk Pass	Chk Pass	Chk Pass
High Limit							
Low Limit							

Elem	Sr3464
IS Ref	(Y_3710)
Units	ppb
Avg	268.17
Stddev	1.93
%RSD	.72034
Check ?	Chk Pass
High Limit	
Low Limit	

Int. Std.	In2306	Y_2243	Y_3600	Y_3710
Units	Cts/S	Cts/S	Cts/S	Cts/S
Avg	5373.5	4258.3	59662.	8562.9
Stddev	4.6	8.7	179.	38.6
%RSD	.08642	.20544	.29935	.45041
Check ?	Chk Pass	Chk Pass	Chk Pass	Chk Pass
Value	91.963%	97.978%	94.911%	99.257%
Range				

PDF created with pdfFactory Pro trial version www.pdffactory.com

Sample Name: 240-67275-a-1-g Acquired: 7/27/2016 16:14:18 Type: Unk
Method: ICP I9 Method 200.7-6010(v138) Mode: CONC Corr. Factor: 1.000000
User: analyst Custom ID1: Custom ID2: Custom ID3:
Comment:

Elem	Ag3280	Al3082	As1890	B_1826	Ba4554	Be3130	Ca3179	Cd2288
IS Ref	(Y_3600)	(Y_3710)	(Y_2243)	(Y_2243)	(Y_3710)	(Y_3710)	(Y_3710)	(Y_2243)
Units	ppb	ppb	ppb	ppb	ppb	ppb	ppb	ppb
Avg	-.57033	12.665	.03744	11.113	1.6402	-.04790	248.29	.1809
Stddev	.24795	5.130	1.1083	.059	.1369	.05410	1.39	.0534
%RSD	43.475	40.503	2960.2	.52875	8.3496	112.96	.55934	29.53
Check ?	Chk Pass	Chk Pass	Chk Pass	Chk Pass	Chk Pass	Chk Pass	Chk Pass	Chk Pass
High Limit								
Low Limit								

Elem	Co2286	Cr2677	Cu3273	Fe2599	K_7664	Li6707	Mg2790	Mn2576
IS Ref	(In2306)	(Y_3600)	(Y_3600)	(Y_3710)	(Y_3710)	(Y_3710)	(Y_3710)	(Y_3600)
Units	ppb	ppb	ppb	ppb	ppb	ppb	ppb	ppb
Avg	.04841	2.4808	14.142	223.40	57.260	2.2614	83.888	2.7713
Stddev	.22964	.0308	.573	1.01	16.993	1.9647	15.665	.0161
%RSD	474.34	1.2415	4.0510	.45397	29.677	86.880	18.674	.58178
Check ?	Chk Pass	Chk Pass	Chk Pass	Chk Pass	Chk Pass	Chk Pass	Chk Pass	Chk Pass
High Limit								
Low Limit								

Elem	Mo2020	Na5895	Ni2316	Pb2203	Sb2175	Se1960	Sn1899	Ti3372
IS Ref	(Y_2243)	(Y_3710)	(In2306)	(Y_2243)	(Y_2243)	(Y_2243)	(In2306)	(Y_3600)
Units	ppb	ppb	ppb	ppb	ppb	ppb	ppb	ppb
Avg	.40705	210.13	.55502	.78314	-1.597	1.7177	30.359	.27603
Stddev	.17085	3.50	.23946	.89613	1.021	1.0418	.949	.16599
%RSD	41.972	1.6645	43.145	114.43	63.94	60.651	3.1268	60.136
Check ?	Chk Pass	Chk Pass	Chk Pass	Chk Pass	Chk Pass	Chk Pass	Chk Pass	Chk Pass
High Limit								
Low Limit								

PDF created with pdfFactory Pro trial version www.pdffactory.com

Sample Name: 240-67275-a-1-g Acquired: 7/27/2016 16:14:18 Type: Unk
Method: ICP I9 Method 200.7-6010(v138) Mode: CONC Corr. Factor: 1.000000
User: analyst Custom ID1: Custom ID2: Custom ID3:
Comment:

Elem	Tl1908	V_2908	Zn2062	Si2516	Sr3464
IS Ref	(In2306)	(Y_3710)	(In2306)	(Y_3710)	(Y_3710)
Units	ppb	ppb	ppb	ppb	ppb
Avg	-.34693	.55928	6.7961	70.140	3.7673
Stddev	.76892	.70009	.1404	5.501	1.4440
%RSD	221.64	125.18	2.0652	7.8425	38.330
Check ?	Chk Pass	Chk Pass	Chk Pass	Chk Pass	Chk Pass
High Limit					
Low Limit					

Int. Std.	In2306	Y_2243	Y_3600	Y_3710
Units	Cts/S	Cts/S	Cts/S	Cts/S
Avg	5913.3	4404.5	62999.	8690.5
Stddev	7.9	7.0	241.	38.9
%RSD	.13406	.16001	.38248	.44780
Check ?	Chk Pass	Chk Pass	Chk Pass	Chk Pass
Value	101.20%	101.34%	100.22%	100.74%
Range				

PDF created with pdfFactory Pro trial version www.pdffactory.com

Sample Name: 240-67275-a-2-d Acquired: 7/27/2016 16:18:26 Type: Unk
Method: ICP I9 Method 200.7-6010(v138) Mode: CONC Corr. Factor: 1.000000
User: analyst Custom ID1: Custom ID2: Custom ID3:
Comment:

Elem	Ag3280	Al3082	As1890	B_1826	Ba4554	Be3130	Ca3179	Cd2288
IS Ref	(Y_3600)	(Y_3710)	(Y_2243)	(Y_2243)	(Y_3710)	(Y_3710)	(Y_3710)	(Y_2243)
Units	ppb	ppb	ppb	ppb	ppb	ppb	ppb	ppb
Avg	-.40585	18.547	1.9892	1177.0	5.4329	-.02012	402.71	.0150
Stddev	.32246	5.908	1.2226	8.3	.1178	.01913	5.26	.0790
%RSD	79.453	31.851	61.464	.70825	2.1679	95.081	1.3064	528.2
Check ?	Chk Pass	Chk Pass	Chk Pass	Chk Pass	Chk Pass	Chk Pass	Chk Pass	Chk Pass
High Limit								
Low Limit								

Elem	Co2286	Cr2677	Cu3273	Fe2599	K_7664	Li6707	Mg2790	Mn2576
IS Ref	(In2306)	(Y_3600)	(Y_3600)	(Y_3710)	(Y_3710)	(Y_3710)	(Y_3710)	(Y_3600)
Units	ppb	ppb	ppb	ppb	ppb	ppb	ppb	ppb
Avg	.04338	1.4939	63.756	33.116	326.63	2.4817	127.98	1.9552
Stddev	.12397	.1067	.319	1.111	26.77	1.6871	12.77	.0418
%RSD	285.76	7.1418	.50013	3.3560	8.1960	67.980	9.9786	2.1368
Check ?	Chk Pass	Chk Pass	Chk Pass	Chk Pass	Chk Pass	Chk Pass	Chk Pass	Chk Pass
High Limit								
Low Limit								

Elem	Mo2020	Na5895	Ni2316	Pb2203	Sb2175	Se1960	Sn1899	Ti3372
IS Ref	(Y_2243)	(Y_3710)	(In2306)	(Y_2243)	(Y_2243)	(Y_2243)	(In2306)	(Y_3600)
Units	ppb	ppb	ppb	ppb	ppb	ppb	ppb	ppb
Avg	.46793	1005.3	1.0707	1.0911	.0220	9.4789	33.316	.22967
Stddev	.09495	3.6	.2107	.3571	1.792	1.3024	.491	.15986
%RSD	20.293	.35575	19.678	32.732	8159.	13.740	1.4746	69.601
Check ?	Chk Pass	Chk Pass	Chk Pass	Chk Pass	Chk Pass	Chk Pass	Chk Pass	Chk Pass
High Limit								
Low Limit								

PDF created with pdfFactory Pro trial version www.pdffactory.com

Sample Name: 240-67275-a-2-d Acquired: 7/27/2016 16:18:26 Type: Unk
Method: ICP I9 Method 200.7-6010(v138) Mode: CONC Corr. Factor: 1.000000
User: analyst Custom ID1: Custom ID2: Custom ID3:
Comment:

Elem	Tl1908	V_2908	Zn2062	Si2516	Sr3464
IS Ref	(In2306)	(Y_3710)	(In2306)	(Y_3710)	(Y_3710)
Units	ppb	ppb	ppb	ppb	ppb
Avg	-7.8534	1.9732	208.73	69.859	3.7427
Stddev	.7475	.3716	1.99	3.395	5.9034
%RSD	9.5182	18.833	.95560	4.8604	157.73
Check ?	Chk Pass	Chk Pass	Chk Pass	Chk Pass	Chk Pass
High Limit					
Low Limit					

Int. Std.	In2306	Y_2243	Y_3600	Y_3710
Units	Cts/S	Cts/S	Cts/S	Cts/S
Avg	5977.2	4410.1	62778.	8604.2
Stddev	21.1	15.7	137.	22.6
%RSD	.35281	.35640	.21846	.26261
Check ?	Chk Pass	Chk Pass	Chk Pass	Chk Pass
Value	102.29%	101.47%	99.868%	99.736%
Range				

PDF created with pdfFactory Pro trial version www.pdffactory.com

Sample Name: 190-11167-a-3-g Acquired: 7/27/2016 16:22:32 Type: Unk
Method: ICP I9 Method 200.7-6010(v138) Mode: CONC Corr. Factor: 1.000000
User: analyst Custom ID1: Custom ID2: Custom ID3:
Comment:

Elem	Ag3280	Al3082	As1890	B_1826	Ba4554	Be3130	Ca3179	Cd2288
IS Ref	(Y_3600)	(Y_3710)	(Y_2243)	(Y_2243)	(Y_3710)	(Y_3710)	(Y_3710)	(Y_2243)
Units	ppb	ppb	ppb	ppb	ppb	ppb	ppb	ppb
Avg	-.58384	35.452	1.2055	14.108	7.2007	-.00586	676.66	.1256
Stddev	.45771	30.761	.3206	.226	.0593	.03005	7.75	.0857
%RSD	78.396	86.767	26.591	1.6043	.82376	512.59	1.1457	68.25
Check ?	Chk Pass	Chk Pass	Chk Pass	Chk Pass	Chk Pass	Chk Pass	Chk Pass	Chk Pass
High Limit								
Low Limit								

Elem	Co2286	Cr2677	Cu3273	Fe2599	K_7664	Li6707	Mg2790	Mn2576
IS Ref	(In2306)	(Y_3600)	(Y_3600)	(Y_3710)	(Y_3710)	(Y_3710)	(Y_3710)	(Y_3600)
Units	ppb	ppb	ppb	ppb	ppb	ppb	ppb	ppb
Avg	.06866	3.0218	8.7824	47.718	1740.5	4.2283	209.08	2.8268
Stddev	.12069	.1799	.9028	1.370	28.6	.1449	6.91	.0524
%RSD	175.79	5.9528	10.279	2.8708	1.6413	3.4277	3.3048	1.8525
Check ?	Chk Pass	Chk Pass	Chk Pass	Chk Pass	Chk Pass	Chk Pass	Chk Pass	Chk Pass
High Limit								
Low Limit								

Elem	Mo2020	Na5895	Ni2316	Pb2203	Sb2175	Se1960	Sn1899	Ti3372
IS Ref	(Y_2243)	(Y_3710)	(In2306)	(Y_2243)	(Y_2243)	(Y_2243)	(In2306)	(Y_3600)
Units	ppb	ppb	ppb	ppb	ppb	ppb	ppb	ppb
Avg	1.3387	84235.	2.3320	.88101	-.2924	.16568	36.653	.66199
Stddev	.0380	267.	.3573	.98706	1.813	2.5076	.474	.13139
%RSD	2.8365	.31638	15.321	112.04	620.0	1513.6	1.2930	19.848
Check ?	Chk Pass	Chk Pass	Chk Pass	Chk Pass	Chk Pass	Chk Pass	Chk Pass	Chk Pass
High Limit								
Low Limit								

PDF created with pdfFactory Pro trial version www.pdffactory.com

Sample Name: 190-11167-a-3-g Acquired: 7/27/2016 16:22:32 Type: Unk
Method: ICP I9 Method 200.7-6010(v138) Mode: CONC Corr. Factor: 1.000000
User: analyst Custom ID1: Custom ID2: Custom ID3:
Comment:

Elem	Tl1908	V_2908	Zn2062	Si2516	Sr3464
IS Ref	(In2306)	(Y_3710)	(In2306)	(Y_3710)	(Y_3710)
Units	ppb	ppb	ppb	ppb	ppb
Avg	-1.7309	-.29274	17.970	135.56	5.5571
Stddev	.4885	.80791	.300	6.05	4.3426
%RSD	28.225	275.98	1.6686	4.4634	78.145
Check ?	Chk Pass	Chk Pass	Chk Pass	Chk Pass	Chk Pass
High Limit					
Low Limit					

Int. Std.	In2306	Y_2243	Y_3600	Y_3710
Units	Cts/S	Cts/S	Cts/S	Cts/S
Avg	5564.4	4320.5	60804.	8637.5
Stddev	9.2	6.4	93.	65.2
%RSD	.16561	.14880	.15309	.75487
Check ?	Chk Pass	Chk Pass	Chk Pass	Chk Pass
Value	95.229%	99.408%	96.728%	100.12%
Range				

PDF created with pdfFactory Pro trial version www.pdffactory.com

Sample Name: 240-67261-b-18-c Acquired: 7/27/2016 16:26:41 Type: Unk
Method: ICP I9 Method 200.7-6010(v138) Mode: CONC Corr. Factor: 1.000000
User: analyst Custom ID1: Custom ID2: Custom ID3:
Comment:

Elem	Ag3280	Al3082	As1890	B_1826	Ba4554	Be3130
IS Ref	(Y_3600)	(Y_3710)	(Y_2243)	(Y_2243)	(Y_3710)	(Y_3710)
Units	ppb	ppb	ppb	ppb	ppb	ppb
Avg	-.74363	21.516	7.8510	37.539	569.36	.00720
Stddev	.13957	11.934	1.3054	1.084	.62	.07177
%RSD	18.769	55.466	16.628	2.8876	.10908	996.77
Check ?	Chk Pass	Chk Pass	Chk Pass	Chk Pass	Chk Pass	Chk Pass
High Limit						
Low Limit						

Elem	Ca3179	Cd2288	Co2286	Cr2677	Cu3273	Fe2599
IS Ref	(Y_3710)	(Y_2243)	(In2306)	(Y_3600)	(Y_3600)	(Y_3710)
Units	ppb	ppb	ppb	ppb	ppb	ppb
Avg	W 732410.	3.718	4.4716	1.5246	6.5383	2.8662
Stddev	7563.	.119	.2142	.2134	.2573	1.5347
%RSD	1.0327	3.197	4.7898	13.997	3.9354	53.543
Check ?	Chk Warn	Chk Pass	Chk Pass	Chk Pass	Chk Pass	Chk Pass
High Limit	720000.					
Low Limit	-500000.					

Elem	K_7664	Li6707	Mg2790	Mn2576	Mo2020	Na5895
IS Ref	(Y_3710)	(Y_3710)	(Y_3710)	(Y_3600)	(Y_2243)	(Y_3710)
Units	ppb	ppb	ppb	ppb	ppb	ppb
Avg	3563.3	27.301	23913.	2015.5	3.2554	F 1174900.
Stddev	113.6	2.097	129.	.8	.2460	11662.
%RSD	3.1873	7.6799	.53916	.03760	7.5568	.99262
Check ?	Chk Pass	Chk Pass	Chk Pass	Chk Pass	Chk Pass	Chk Fail
High Limit						500000.
Low Limit						-500000.

PDF created with pdfFactory Pro trial version www.pdffactory.com

Sample Name: 240-67261-b-18-c Acquired: 7/27/2016 16:26:41 Type: Unk
Method: ICP I9 Method 200.7-6010(v138) Mode: CONC Corr. Factor: 1.000000
User: analyst Custom ID1: Custom ID2: Custom ID3:
Comment:

Elem	Ni2316	Pb2203	Sb2175	Se1960	Sn1899	Ti3372
IS Ref	(In2306)	(Y_2243)	(Y_2243)	(Y_2243)	(In2306)	(Y_3600)
Units	ppb	ppb	ppb	ppb	ppb	ppb
Avg	24.827	4.6798	-2.972	5.1725	2.6772	-.85065
Stddev	.410	.8099	1.688	1.2985	.5337	.32781
%RSD	1.6518	17.306	56.82	25.104	19.935	38.536
Check ?	Chk Pass	Chk Pass	Chk Pass	Chk Pass	Chk Pass	Chk Pass
High Limit						
Low Limit						

Elem	Tl1908	V_2908	Zn2062	Si2516	Sr3464
IS Ref	(In2306)	(Y_3710)	(In2306)	(Y_3710)	(Y_3710)
Units	ppb	ppb	ppb	ppb	ppb
Avg	6.0165	-3.7460	13.479	1928.5	761.39
Stddev	.4310	1.6223	.414	21.3	3.23
%RSD	7.1628	43.307	3.0683	1.1024	.42414
Check ?	Chk Pass	Chk Pass	Chk Pass	Chk Pass	Chk Pass
High Limit					
Low Limit					

Int. Std.	In2306	Y_2243	Y_3600	Y_3710
Units	Cts/S	Cts/S	Cts/S	Cts/S
Avg	4390.5	3771.1	51850.	8286.1
Stddev	4.8	5.4	6.	102.1
%RSD	.10999	.14191	.01169	1.2316
Check ?	Chk Pass	Chk Pass	Chk Pass	Chk Pass
Value	75.139%	86.767%	82.484%	96.048%
Range				

PDF created with pdfFactory Pro trial version www.pdffactory.com

Sample Name: SD 240-67261-b-18c@5 Acquired: 7/27/2016 16:31:04 Type: Unk
Method: ICP I9 Method 200.7-6010(v138) Mode: CONC Corr. Factor: 1.000000
User: analyst Custom ID1: Custom ID2: Custom ID3:
Comment:

Elem	Ag3280	Al3082	As1890	B_1826	Ba4554	Be3130	Ca3179
IS Ref	(Y_3600)	(Y_3710)	(Y_2243)	(Y_2243)	(Y_3710)	(Y_3710)	(Y_3710)
Units	ppb	ppb	ppb	ppb	ppb	ppb	ppb
Avg	-.51552	6.3643	1.3950	8.1678	113.20	-.06999	153470.
Stddev	.40514	2.2983	.7342	.3803	.26	.02857	223.
%RSD	78.588	36.112	52.629	4.6557	.23054	40.824	.14556
Check ?	Chk Pass	Chk Pass	Chk Pass	Chk Pass	Chk Pass	Chk Pass	Chk Pass
High Limit							
Low Limit							

Elem	Cd2288	Co2286	Cr2677	Cu3273	Fe2599	K_7664	Li6707
IS Ref	(Y_2243)	(In2306)	(Y_3600)	(Y_3600)	(Y_3710)	(Y_3710)	(Y_3710)
Units	ppb	ppb	ppb	ppb	ppb	ppb	ppb
Avg	.7780	1.1426	.89845	1.6604	-.12471	716.13	8.9197
Stddev	.0282	.2941	.08969	.4423	1.0088	20.37	1.3996
%RSD	3.626	25.740	9.9825	26.636	808.89	2.8443	15.691
Check ?	Chk Pass	Chk Pass	Chk Pass	Chk Pass	Chk Pass	Chk Pass	Chk Pass
High Limit							
Low Limit							

Elem	Mg2790	Mn2576	Mo2020	Na5895	Ni2316	Pb2203	Sb2175
IS Ref	(Y_3710)	(Y_3600)	(Y_2243)	(Y_3710)	(In2306)	(Y_2243)	(Y_2243)
Units	ppb	ppb	ppb	ppb	ppb	ppb	ppb
Avg	4905.4	405.45	.56108	274410.	5.6192	1.7876	-2.579
Stddev	14.5	1.98	.14402	2474.	.5571	1.9062	2.302
%RSD	.29517	.48944	25.669	.90139	9.9145	106.63	89.25
Check ?	Chk Pass	Chk Pass	Chk Pass	Chk Pass	Chk Pass	Chk Pass	Chk Pass
High Limit							
Low Limit							

PDF created with pdfFactory Pro trial version www.pdffactory.com

Sample Name: SD 240-67261-b-18c@5 Acquired: 7/27/2016 16:31:04 Type: Unk
Method: ICP I9 Method 200.7-6010(v138) Mode: CONC Corr. Factor: 1.000000
User: analyst Custom ID1: Custom ID2: Custom ID3:
Comment:

Elem	Se1960	Sn1899	Ti3372	Tl1908	V_2908	Zn2062	Si2516
IS Ref	(Y_2243)	(In2306)	(Y_3600)	(In2306)	(Y_3710)	(In2306)	(Y_3710)
Units	ppb	ppb	ppb	ppb	ppb	ppb	ppb
Avg	.80230	.37896	.23741	2.3149	-2.8225	3.0086	370.11
Stddev	.94051	.60639	.14260	.7555	2.8902	.0318	7.73
%RSD	117.23	160.02	60.067	32.635	102.40	1.0575	2.0884
Check ?	Chk Pass	Chk Pass	Chk Pass	Chk Pass	Chk Pass	Chk Pass	Chk Pass
High Limit							
Low Limit							

Elem	Sr3464
IS Ref	(Y_3710)
Units	ppb
Avg	158.16
Stddev	4.49
%RSD	2.8367
Check ?	Chk Pass
High Limit	
Low Limit	

Int. Std.	In2306	Y_2243	Y_3600	Y_3710
Units	Cts/S	Cts/S	Cts/S	Cts/S
Avg	5059.4	4127.8	57039.	8440.0
Stddev	1.7	3.2	186.	15.4
%RSD	.03264	.07651	.32549	.18305
Check ?	Chk Pass	Chk Pass	Chk Pass	Chk Pass
Value	86.588%	94.974%	90.739%	97.832%
Range				

PDF created with pdfFactory Pro trial version www.pdffactory.com

Sample Name: 240-67261-b-18-dms@5 Acquired: 7/27/2016 16:35:20 Type: Unk
Method: ICP I9 Method 200.7-6010(v138) Mode: CONC Corr. Factor: 1.000000
User: analyst Custom ID1: Custom ID2: Custom ID3:
Comment:

Elem	Ag3280	Al3082	As1890	B_1826	Ba4554	Be3130	Ca3179
IS Ref	(Y_3600)	(Y_3710)	(Y_2243)	(Y_2243)	(Y_3710)	(Y_3710)	(Y_3710)
Units	ppb	ppb	ppb	ppb	ppb	ppb	ppb
Avg	W 204.02	371.85	1023.5	212.53	9657.4	9.6681	158870.
Stddev	.46	23.71	6.4	.29	86.8	.0740	992.
%RSD	.22547	6.3755	.62959	.13677	.89901	.76567	.62437
Check ?	Chk Warn	Chk Pass	Chk Pass	Chk Pass	Chk Pass	Chk Pass	Chk Pass
High Limit	100.00						
Low Limit	-500000.						

Elem	Cd2288	Co2286	Cr2677	Cu3273	Fe2599	K_7664	Li6707
IS Ref	(Y_2243)	(In2306)	(Y_3600)	(Y_3600)	(Y_3710)	(Y_3710)	(Y_3710)
Units	ppb	ppb	ppb	ppb	ppb	ppb	ppb
Avg	200.9	101.93	955.22	51.027	199.61	10607.	215.32
Stddev	.5	.79	.44	.794	.41	66.	2.37
%RSD	.2731	.77335	.04556	1.5558	.20564	.62460	1.1001
Check ?	Chk Pass	Chk Pass	Chk Pass	Chk Pass	Chk Pass	Chk Pass	Chk Pass
High Limit							
Low Limit							

Elem	Mg2790	Mn2576	Mo2020	Na5895	Ni2316	Pb2203	Sb2175
IS Ref	(Y_3710)	(Y_3600)	(Y_2243)	(Y_3710)	(In2306)	(Y_2243)	(Y_2243)
Units	ppb	ppb	ppb	ppb	ppb	ppb	ppb
Avg	14493.	491.80	199.08	280420.	105.60	942.51	101.1
Stddev	64.	.42	1.15	2491.	.61	2.97	1.1
%RSD	.44042	.08471	.57816	.88828	.57617	.31544	1.065
Check ?	Chk Pass	Chk Pass	Chk Pass	Chk Pass	Chk Pass	Chk Pass	Chk Pass
High Limit							
Low Limit							

PDF created with pdfFactory Pro trial version www.pdffactory.com

Sample Name: 240-67261-b-18-dms@5 Acquired: 7/27/2016 16:35:20 Type: Unk
Method: ICP I9 Method 200.7-6010(v138) Mode: CONC Corr. Factor: 1.000000
User: analyst Custom ID1: Custom ID2: Custom ID3:
Comment:

Elem	Se1960	Sn1899	Ti3372	Tl1908	V_2908	Zn2062	Si2516
IS Ref	(Y_2243)	(In2306)	(Y_3600)	(In2306)	(Y_3710)	(In2306)	(Y_3710)
Units	ppb	ppb	ppb	ppb	ppb	ppb	ppb
Avg	207.28	412.86	205.51	386.67	92.743	111.03	578.13
Stddev	1.57	3.63	.49	4.59	2.723	.67	8.81
%RSD	.75523	.87879	.24024	1.1866	2.9361	.60197	1.5236
Check ?	Chk Pass	Chk Pass	Chk Pass	Chk Pass	Chk Pass	Chk Pass	Chk Pass
High Limit							
Low Limit							

Elem	Sr3464
IS Ref	(Y_3710)
Units	ppb
Avg	353.19
Stddev	8.12
%RSD	2.2986
Check ?	Chk Pass
High Limit	
Low Limit	

Int. Std.	In2306	Y_2243	Y_3600	Y_3710
Units	Cts/S	Cts/S	Cts/S	Cts/S
Avg	5007.3	4101.4	56754.	8357.4
Stddev	4.1	4.5	40.	54.0
%RSD	.08288	.11002	.07108	.64616
Check ?	Chk Pass	Chk Pass	Chk Pass	Chk Pass
Value	85.696%	94.367%	90.286%	96.875%
Range				

PDF created with pdfFactory Pro trial version www.pdffactory.com

Sample Name: 240-67261-b18-emsd@5 Acquired: 7/27/2016 16:39:25 Type: Unk
Method: ICP I9 Method 200.7-6010(v138) Mode: CONC Corr. Factor: 1.000000
User: analyst Custom ID1: Custom ID2: Custom ID3:
Comment:

Elem	Ag3280	Al3082	As1890	B_1826	Ba4554	Be3130	Ca3179
IS Ref	(Y_3600)	(Y_3710)	(Y_2243)	(Y_2243)	(Y_3710)	(Y_3710)	(Y_3710)
Units	ppb	ppb	ppb	ppb	ppb	ppb	ppb
Avg	W 204.94	385.65	1016.1	211.63	9471.6	9.6064	159960.
Stddev	.94	7.53	10.9	.94	117.2	.1020	216.
%RSD	.45643	1.9524	1.0698	.44473	1.2376	1.0618	.13512
Check ?	Chk Warn	Chk Pass	Chk Pass	Chk Pass	Chk Pass	Chk Pass	Chk Pass
High Limit	100.00						
Low Limit	-500000.						

Elem	Cd2288	Co2286	Cr2677	Cu3273	Fe2599	K_7664	Li6707
IS Ref	(Y_2243)	(In2306)	(Y_3600)	(Y_3600)	(Y_3710)	(Y_3710)	(Y_3710)
Units	ppb	ppb	ppb	ppb	ppb	ppb	ppb
Avg	199.8	101.87	948.86	50.906	198.36	10518.	205.88
Stddev	1.0	.41	1.79	1.172	1.81	26.	1.09
%RSD	.4822	.39787	.18901	2.3023	.91157	.25058	.53060
Check ?	Chk Pass	Chk Pass	Chk Pass	Chk Pass	Chk Pass	Chk Pass	Chk Pass
High Limit							
Low Limit							

Elem	Mg2790	Mn2576	Mo2020	Na5895	Ni2316	Pb2203	Sb2175
IS Ref	(Y_3710)	(Y_3600)	(Y_2243)	(Y_3710)	(In2306)	(Y_2243)	(Y_2243)
Units	ppb	ppb	ppb	ppb	ppb	ppb	ppb
Avg	14403.	496.48	199.07	284480.	105.56	933.77	100.1
Stddev	50.	.46	1.61	1456.	.70	7.58	1.3
%RSD	.34794	.09360	.80732	.51173	.66156	.81184	1.271
Check ?	Chk Pass	Chk Pass	Chk Pass	Chk Pass	Chk Pass	Chk Pass	Chk Pass
High Limit							
Low Limit							

PDF created with pdfFactory Pro trial version www.pdffactory.com

Sample Name: 240-67261-b18-emsd@5 Acquired: 7/27/2016 16:39:25 Type: Unk
Method: ICP I9 Method 200.7-6010(v138) Mode: CONC Corr. Factor: 1.000000
User: analyst Custom ID1: Custom ID2: Custom ID3:
Comment:

Elem	Se1960	Sn1899	Ti3372	Tl1908	V_2908	Zn2062	Si2516
IS Ref	(Y_2243)	(In2306)	(Y_3600)	(In2306)	(Y_3710)	(In2306)	(Y_3710)
Units	ppb	ppb	ppb	ppb	ppb	ppb	ppb
Avg	204.37	411.66	205.40	384.69	94.010	110.61	576.47
Stddev	2.28	8.08	.15	6.09	2.545	1.73	7.66
%RSD	1.1148	1.9617	.07381	1.5825	2.7066	1.5622	1.3282
Check ?	Chk Pass	Chk Pass	Chk Pass	Chk Pass	Chk Pass	Chk Pass	Chk Pass
High Limit							
Low Limit							

Elem	Sr3464
IS Ref	(Y_3710)
Units	ppb
Avg	347.44
Stddev	1.41
%RSD	.40560
Check ?	Chk Pass
High Limit	
Low Limit	

Int. Std.	In2306	Y_2243	Y_3600	Y_3710
Units	Cts/S	Cts/S	Cts/S	Cts/S
Avg	5008.1	4107.4	56760.	8381.3
Stddev	16.7	7.5	36.	14.4
%RSD	.33428	.18285	.06412	.17203
Check ?	Chk Pass	Chk Pass	Chk Pass	Chk Pass
Value	85.710%	94.505%	90.295%	97.152%
Range				

PDF created with pdfFactory Pro trial version www.pdffactory.com

Sample Name: PDS 240-67261-b-18-c Acquired: 7/27/2016 16:43:30 Type: Unk
Method: ICP I9 Method 200.7-6010(v138) Mode: CONC Corr. Factor: 1.000000
User: analyst Custom ID1: Custom ID2: Custom ID3:
Comment:

Elem	Ag3280	Al3082	As1890	B_1826	Ba4554	Be3130
IS Ref	(Y_3600)	(Y_3710)	(Y_2243)	(Y_2243)	(Y_3710)	(Y_3710)
Units	ppb	ppb	ppb	ppb	ppb	ppb
Avg	45.261	1934.1	2180.5	1079.0	2523.7	47.726
Stddev	.120	33.0	12.9	5.7	4.8	.171
%RSD	.26550	1.7050	.59150	.52564	.18836	.35779
Check ?	Chk Pass	Chk Pass	Chk Pass	Chk Pass	Chk Pass	Chk Pass
High Limit						
Low Limit						

Elem	Ca3179	Cd2288	Co2286	Cr2677	Cu3273	Fe2599
IS Ref	(Y_3710)	(Y_2243)	(In2306)	(Y_3600)	(Y_3600)	(Y_3710)
Units	ppb	ppb	ppb	ppb	ppb	ppb
Avg	W 755720.	55.64	515.57	191.25	258.99	971.41
Stddev	6106.	.41	2.93	.45	.71	3.74
%RSD	.80799	.7283	.56887	.23390	.27393	.38474
Check ?	Chk Warn	Chk Pass	Chk Pass	Chk Pass	Chk Pass	Chk Pass
High Limit	720000.					
Low Limit	-500000.					

Elem	K_7664	Li6707	Mg2790	Mn2576	Mo2020	Na5895
IS Ref	(Y_3710)	(Y_3710)	(Y_3710)	(Y_3600)	(Y_2243)	(Y_3710)
Units	ppb	ppb	ppb	ppb	ppb	ppb
Avg	57954.	1119.8	68893.	2431.7	990.80	F 1141700.
Stddev	215.	4.9	192.	4.6	9.16	18796.
%RSD	.37071	.43534	.27800	.18876	.92455	1.6463
Check ?	Chk Pass	Chk Pass	Chk Pass	Chk Pass	Chk Pass	Chk Fail
High Limit						500000.
Low Limit						-500000.

PDF created with pdfFactory Pro trial version www.pdffactory.com

Sample Name: PDS 240-67261-b-18-c Acquired: 7/27/2016 16:43:30 Type: Unk
Method: ICP I9 Method 200.7-6010(v138) Mode: CONC Corr. Factor: 1.000000
User: analyst Custom ID1: Custom ID2: Custom ID3:
Comment:

Elem	Ni2316	Pb2203	Sb2175	Se1960	Sn1899	Ti3372
IS Ref	(In2306)	(Y_2243)	(Y_2243)	(Y_2243)	(In2306)	(Y_3600)
Units	ppb	ppb	ppb	ppb	ppb	ppb
Avg	536.31	451.95	524.2	2276.3	2098.9	1022.3
Stddev	3.87	3.83	6.5	16.1	15.4	1.3
%RSD	.72227	.84714	1.248	.70767	.73529	.13025
Check ?	Chk Pass	Chk Pass	Chk Pass	Chk Pass	Chk Pass	Chk Pass
High Limit						
Low Limit						

Elem	Tl1908	V_2908	Zn2062	Si2516	Sr3464
IS Ref	(In2306)	(Y_3710)	(In2306)	(Y_3710)	(Y_3710)
Units	ppb	ppb	ppb	ppb	ppb
Avg	1891.8	478.18	550.88	2981.1	1690.8
Stddev	9.6	6.66	3.24	20.9	5.8
%RSD	.50649	1.3936	.58863	.69948	.34270
Check ?	Chk Pass	Chk Pass	Chk Pass	Chk Pass	Chk Pass
High Limit					
Low Limit					

Int. Std.	In2306	Y_2243	Y_3600	Y_3710
Units	Cts/S	Cts/S	Cts/S	Cts/S
Avg	4308.7	3731.2	51539.	8245.9
Stddev	7.1	2.3	97.	27.2
%RSD	.16423	.06256	.18912	.33038
Check ?	Chk Pass	Chk Pass	Chk Pass	Chk Pass
Value	73.740%	85.850%	81.989%	95.582%
Range				

PDF created with pdfFactory Pro trial version www.pdffactory.com

Sample Name: CCV-2632473 Acquired: 7/27/2016 16:47:30 Type: QC
Method: ICP I9 Method 200.7-6010(v138) Mode: CONC Corr. Factor: 1.000000
User: analyst Custom ID1: Custom ID2: Custom ID3:
Comment:

Elem	Ag3280	Al3082	As1890	B_1826	Ba4554	Be3130	Ca3179	Cd2288
IS Ref	(Y_3600)	(Y_3710)	(Y_2243)	(Y_2243)	(Y_3710)	(Y_3710)	(Y_3710)	(Y_2243)
Units	ppb	ppb	ppb	ppb	ppb	ppb	ppb	ppb
Avg	1009.5	23577.	491.80	5018.7	1944.3	1952.1	48912.	493.2
Stddev	1.3	225.	1.86	16.6	11.6	4.8	444.	1.8
%RSD	.13097	.95582	.37777	.33094	.59586	.24573	.90875	.3740
Check ?	Chk Pass	Chk Pass	Chk Pass	Chk Pass	Chk Pass	Chk Pass	Chk Pass	Chk Pass
Value								
Range								

Elem	Co2286	Cr2677	Cu3273	Fe2599	K_7664	Li6707	Mg2790	Mn2576
IS Ref	(In2306)	(Y_3600)	(Y_3600)	(Y_3710)	(Y_3710)	(Y_3710)	(Y_3710)	(Y_3600)
Units	ppb	ppb	ppb	ppb	ppb	ppb	ppb	ppb
Avg	1997.5	1972.4	1920.6	24780.	47998.	4863.6	48448.	2000.8
Stddev	10.9	5.1	3.4	119.	315.	26.3	676.	6.7
%RSD	.54363	.25626	.17712	.48006	.65646	.54173	1.3950	.33582
Check ?	Chk Pass	Chk Pass	Chk Pass	Chk Pass	Chk Pass	Chk Pass	Chk Pass	Chk Pass
Value								
Range								

Elem	Mo2020	Na5895	Ni2316	Pb2203	Sb2175	Se1960	Sn1899	Ti3372
IS Ref	(Y_2243)	(Y_3710)	(In2306)	(Y_2243)	(Y_2243)	(Y_2243)	(In2306)	(Y_3600)
Units	ppb	ppb	ppb	ppb	ppb	ppb	ppb	ppb
Avg	1979.0	47310.	2007.1	485.48	496.7	497.15	5159.1	5125.7
Stddev	11.8	410.	13.3	2.81	2.6	2.20	36.1	9.0
%RSD	.59529	.86566	.66404	.57835	.5242	.44181	.69933	.17597
Check ?	Chk Pass	Chk Pass	Chk Pass	Chk Pass	Chk Pass	Chk Pass	Chk Pass	Chk Pass
Value								
Range								

PDF created with pdfFactory Pro trial version www.pdffactory.com

Sample Name: CCV-2632473 Acquired: 7/27/2016 16:47:30 Type: QC
Method: ICP I9 Method 200.7-6010(v138) Mode: CONC Corr. Factor: 1.000000
User: analyst Custom ID1: Custom ID2: Custom ID3:
Comment:

Elem	Tl1908	V_2908	Zn2062	Si2516	Sr3464
IS Ref	(In2306)	(Y_3710)	(In2306)	(Y_3710)	(Y_3710)
Units	ppb	ppb	ppb	ppb	ppb
Avg	1011.0	1912.2	2117.5	5202.2	4882.1
Stddev	10.7	4.6	12.7	160.9	56.2
%RSD	1.0609	.23939	.60127	3.0931	1.1510
Check ?	Chk Pass	Chk Pass	Chk Pass	Chk Pass	Chk Pass
Value					
Range					

Int. Std.	In2306	Y_2243	Y_3600	Y_3710
Units	Cts/S	Cts/S	Cts/S	Cts/S
Avg	4792.7	3893.1	53141.	7927.8
Stddev	9.8	4.3	476.	498.1
%RSD	.20351	.10997	.89498	6.2826

PDF created with pdfFactory Pro trial version www.pdffactory.com

Sample Name: CCB Acquired: 7/27/2016 16:51:14 Type: QC
Method: ICP I9 Method 200.7-6010(v138) Mode: CONC Corr. Factor: 1.000000
User: analyst Custom ID1: Custom ID2: Custom ID3:
Comment:

Elem	Ag3280	Al3082	As1890	B_1826	Ba4554	Be3130	Ca3179	Cd2288
IS Ref	(Y_3600)	(Y_3710)	(Y_2243)	(Y_2243)	(Y_3710)	(Y_3710)	(Y_3710)	(Y_2243)
Units	ppb	ppb	ppb	ppb	ppb	ppb	ppb	ppb
Avg	-1.0211	1.7551	3.4127	6.9973	.73644	.08768	8.4981	.0137
Stddev	.4434	17.281	.8477	.4935	.15721	.04612	2.4475	.1299
%RSD	43.426	984.60	24.840	7.0535	21.347	52.602	28.801	948.2
Check ?	Chk Pass	Chk Pass	Chk Pass	Chk Pass	Chk Pass	Chk Pass	Chk Pass	Chk Pass
High Limit								
Low Limit								

Elem	Co2286	Cr2677	Cu3273	Fe2599	K_7664	Li6707	Mg2790	Mn2576
IS Ref	(In2306)	(Y_3600)	(Y_3600)	(Y_3710)	(Y_3710)	(Y_3710)	(Y_3710)	(Y_3600)
Units	ppb	ppb	ppb	ppb	ppb	ppb	ppb	ppb
Avg	.42869	.02136	2.3653	.36280	115.31	4.8841	2.5974	.42699
Stddev	.28180	.35307	.3283	3.1710	41.95	1.8918	10.578	.02903
%RSD	65.734	1652.9	13.880	874.04	36.379	38.734	407.24	6.7993
Check ?	Chk Pass	Chk Pass	Chk Pass	Chk Pass	Chk Pass	Chk Pass	Chk Pass	Chk Pass
High Limit								
Low Limit								

Elem	Mo2020	Na5895	Ni2316	Pb2203	Sb2175	Se1960	Sn1899	Ti3372
IS Ref	(Y_2243)	(Y_3710)	(In2306)	(Y_2243)	(Y_2243)	(Y_2243)	(In2306)	(Y_3600)
Units	ppb	ppb	ppb	ppb	ppb	ppb	ppb	ppb
Avg	4.3127	448.94	1.2107	.22579	2.642	-1.0103	.46444	1.8706
Stddev	.1833	15.91	.5512	.83313	2.694	1.1788	.29243	.0858
%RSD	4.2498	3.5442	45.529	368.99	102.0	116.68	62.965	4.5853
Check ?	Chk Pass	Chk Pass	Chk Pass	Chk Pass	Chk Pass	Chk Pass	Chk Pass	Chk Pass
High Limit								
Low Limit								

PDF created with pdfFactory Pro trial version www.pdffactory.com

Sample Name: CCB Acquired: 7/27/2016 16:51:14 Type: QC
Method: ICP I9 Method 200.7-6010(v138) Mode: CONC Corr. Factor: 1.000000
User: analyst Custom ID1: Custom ID2: Custom ID3:
Comment:

Elem	Tl1908	V_2908	Zn2062	Si2516	Sr3464
IS Ref	(In2306)	(Y_3710)	(In2306)	(Y_3710)	(Y_3710)
Units	ppb	ppb	ppb	ppb	ppb
Avg	1.3751	-2.9196	.76809	-30.885	-4.0052
Stddev	1.3464	3.4324	.06443	3.058	6.7900
%RSD	97.907	117.56	8.3887	9.9008	169.53
Check ?	Chk Pass	Chk Pass	Chk Pass	Chk Pass	Chk Pass
High Limit					
Low Limit					

Int. Std.	In2306	Y_2243	Y_3600	Y_3710
Units	Cts/S	Cts/S	Cts/S	Cts/S
Avg	5417.0	4059.4	56325.	7251.4
Stddev	3.5	5.4	118.	13.8
%RSD	.06475	.13234	.20957	.19094

PDF created with pdfFactory Pro trial version www.pdffactory.com

Sample Name: 190-11166-a-1-g Acquired: 7/27/2016 16:55:25 Type: Unk
Method: ICP I9 Method 200.7-6010(v138) Mode: CONC Corr. Factor: 1.000000
User: analyst Custom ID1: Custom ID2: Custom ID3:
Comment:

Elem	Ag3280	Al3082	As1890	B_1826	Ba4554	Be3130
IS Ref	(Y_3600)	(Y_3710)	(Y_2243)	(Y_2243)	(Y_3710)	(Y_3710)
Units	ppb	ppb	ppb	ppb	ppb	ppb
Avg	-2.0395	799.16	11.394	1062.3	451.05	.05738
Stddev	.2127	8.49	1.811	11.8	.98	.04683
%RSD	10.427	1.0625	15.891	1.1127	.21762	81.613
Check ?	Chk Pass	Chk Pass	Chk Pass	Chk Pass	Chk Pass	Chk Pass
High Limit						
Low Limit						

Elem	Ca3179	Cd2288	Co2286	Cr2677	Cu3273	Fe2599
IS Ref	(Y_3710)	(Y_2243)	(In2306)	(Y_3600)	(Y_3600)	(Y_3710)
Units	ppb	ppb	ppb	ppb	ppb	ppb
Avg	31109.	1.273	14.091	9.1644	133.84	11074.
Stddev	150.	.232	.057	.3681	1.17	33.
%RSD	.48272	18.19	.40692	4.0162	.87154	.29401
Check ?	Chk Pass	Chk Pass	Chk Pass	Chk Pass	Chk Pass	Chk Pass
High Limit						
Low Limit						

Elem	K_7664	Li6707	Mg2790	Mn2576	Mo2020	Na5895
IS Ref	(Y_3710)	(Y_3710)	(Y_3710)	(Y_3600)	(Y_2243)	(Y_3710)
Units	ppb	ppb	ppb	ppb	ppb	ppb
Avg	90803.	698.37	3855.9	1025.9	2.5479	F 1200000.
Stddev	263.	4.54	13.8	.7	.1887	33967.
%RSD	.28982	.65074	.35775	.06831	7.4059	2.8306
Check ?	Chk Pass	Chk Pass	Chk Pass	Chk Pass	Chk Pass	Chk Fail
High Limit						500000.
Low Limit						-500000.

PDF created with pdfFactory Pro trial version www.pdffactory.com

Sample Name: 190-11166-a-1-g Acquired: 7/27/2016 16:55:25 Type: Unk
Method: ICP I9 Method 200.7-6010(v138) Mode: CONC Corr. Factor: 1.000000
User: analyst Custom ID1: Custom ID2: Custom ID3:
Comment:

Elem	Ni2316	Pb2203	Sb2175	Se1960	Sn1899	Ti3372
IS Ref	(In2306)	(Y_2243)	(Y_2243)	(Y_2243)	(In2306)	(Y_3600)
Units	ppb	ppb	ppb	ppb	ppb	ppb
Avg	92.457	3.7654	-1.538	12.351	10.756	1.6237
Stddev	2.133	1.8943	1.167	1.921	.257	.3863
%RSD	2.3066	50.309	75.85	15.550	2.3875	23.789
Check ?	Chk Pass	Chk Pass	Chk Pass	Chk Pass	Chk Pass	Chk Pass
High Limit						
Low Limit						

Elem	Tl1908	V_2908	Zn2062	Si2516	Sr3464
IS Ref	(In2306)	(Y_3710)	(In2306)	(Y_3710)	(Y_3710)
Units	ppb	ppb	ppb	ppb	ppb
Avg	-5.8545	.54479	4316.6	1753.3	84.450
Stddev	1.0538	2.4594	73.8	7.6	6.937
%RSD	18.000	451.45	1.7101	.43297	8.2140
Check ?	Chk Pass	Chk Pass	Chk Pass	Chk Pass	Chk Pass
High Limit					
Low Limit					

Int. Std.	In2306	Y_2243	Y_3600	Y_3710
Units	Cts/S	Cts/S	Cts/S	Cts/S
Avg	4284.4	3627.9	47304.	7085.9
Stddev	23.1	18.5	67.	53.8
%RSD	.53997	.50885	.14154	.75961
Check ?	Chk Pass	Chk Pass	Chk Pass	Chk Pass
Value	73.324%	83.472%	75.253%	82.136%
Range				

PDF created with pdfFactory Pro trial version www.pdffactory.com

Sample Name: 190-11167-b-1-c Acquired: 7/27/2016 16:59:35 Type: Unk
Method: ICP I9 Method 200.7-6010(v138) Mode: CONC Corr. Factor: 1.000000
User: analyst Custom ID1: Custom ID2: Custom ID3:
Comment:

Elem	Ag3280	Al3082	As1890	B_1826	Ba4554	Be3130
IS Ref	(Y_3600)	(Y_3710)	(Y_2243)	(Y_2243)	(Y_3710)	(Y_3710)
Units	ppb	ppb	ppb	ppb	ppb	ppb
Avg	-2.8412	100.57	-.54217	164.87	17.874	-.01071
Stddev	.0829	13.64	1.6730	2.48	.022	.02938
%RSD	2.9193	13.565	308.58	1.5023	.12573	274.28
Check ?	Chk Pass	Chk Pass	Chk Pass	Chk Pass	Chk Pass	Chk Pass
High Limit						
Low Limit						

Elem	Ca3179	Cd2288	Co2286	Cr2677	Cu3273	Fe2599
IS Ref	(Y_3710)	(Y_2243)	(In2306)	(Y_3600)	(Y_3600)	(Y_3710)
Units	ppb	ppb	ppb	ppb	ppb	ppb
Avg	903.72	-.2974	-3.5084	F 23533.	67.090	30.919
Stddev	10.56	.0618	.2091	9.	1.934	1.211
%RSD	1.1684	20.78	5.9590	.03720	2.8830	3.9164
Check ?	Chk Pass	Chk Pass	Chk Pass	Chk Fail	Chk Pass	Chk Pass
High Limit				20000.		
Low Limit				-500000.		

Elem	K_7664	Li6707	Mg2790	Mn2576	Mo2020	Na5895
IS Ref	(Y_3710)	(Y_3710)	(Y_3710)	(Y_3600)	(Y_2243)	(Y_3710)
Units	ppb	ppb	ppb	ppb	ppb	ppb
Avg	33440.	F 164720.	84.762	11.238	233.78	84838.
Stddev	2849.	3411.	11.377	.182	5.67	1838.
%RSD	8.5205	2.0706	13.423	1.6213	2.4239	2.1659
Check ?	Chk Pass	Chk Fail	Chk Pass	Chk Pass	Chk Pass	Chk Pass
High Limit		50000.				
Low Limit		-500000.				

PDF created with pdfFactory Pro trial version www.pdffactory.com

Sample Name: 190-11167-b-1-c Acquired: 7/27/2016 16:59:35 Type: Unk
Method: ICP I9 Method 200.7-6010(v138) Mode: CONC Corr. Factor: 1.000000
User: analyst Custom ID1: Custom ID2: Custom ID3:
Comment:

Elem	Ni2316	Pb2203	Sb2175	Se1960	Sn1899	Ti3372
IS Ref	(In2306)	(Y_2243)	(Y_2243)	(Y_2243)	(In2306)	(Y_3600)
Units	ppb	ppb	ppb	ppb	ppb	ppb
Avg	4.3378	1.3184	-.6808	-.88475	4.3772	3.2730
Stddev	.9636	1.1204	1.737	3.3851	.8750	.2078
%RSD	22.213	84.980	255.1	382.61	19.990	6.3495
Check ?	Chk Pass	Chk Pass	Chk Pass	Chk Pass	Chk Pass	Chk Pass
High Limit						
Low Limit						

Elem	Tl1908	V_2908	Zn2062	Si2516	Sr3464
IS Ref	(In2306)	(Y_3710)	(In2306)	(Y_3710)	(Y_3710)
Units	ppb	ppb	ppb	ppb	ppb
Avg	16.566	-1.6874	91.018	768.80	1.4912
Stddev	1.126	2.2396	1.104	11.59	8.9332
%RSD	6.7998	132.72	1.2129	1.5082	599.08
Check ?	Chk Pass	Chk Pass	Chk Pass	Chk Pass	Chk Pass
High Limit					
Low Limit					

Int. Std.	In2306	Y_2243	Y_3600	Y_3710
Units	Cts/S	Cts/S	Cts/S	Cts/S
Avg	3388.0	3118.0	39070.	6770.3
Stddev	14.5	15.5	5.	38.7
%RSD	.42929	.49666	.01389	.57182
Check ?	Chk Pass	Chk Pass	Chk Pass	Chk Pass
Value	57.983%	71.740%	62.153%	78.478%
Range				

PDF created with pdfFactory Pro trial version www.pdffactory.com

Sample Name: 190-11167-a-2-c Acquired: 7/27/2016 17:03:48 Type: Unk
Method: ICP I9 Method 200.7-6010(v138) Mode: CONC Corr. Factor: 1.000000
User: analyst Custom ID1: Custom ID2: Custom ID3:
Comment:

Elem	Ag3280	Al3082	As1890	B_1826	Ba4554	Be3130
IS Ref	(Y_3600)	(Y_3710)	(Y_2243)	(Y_2243)	(Y_3710)	(Y_3710)
Units	ppb	ppb	ppb	ppb	ppb	ppb
Avg	-1.7140	232.07	.33480	2194.7	23.702	-.07170
Stddev	.9578	22.89	3.2070	32.1	.282	.05775
%RSD	55.882	9.8651	957.89	1.4634	1.1900	80.553
Check ?	Chk Pass	Chk Pass	Chk Pass	Chk Pass	Chk Pass	Chk Pass
High Limit						
Low Limit						

Elem	Ca3179	Cd2288	Co2286	Cr2677	Cu3273	Fe2599
IS Ref	(Y_3710)	(Y_2243)	(In2306)	(Y_3600)	(Y_3600)	(Y_3710)
Units	ppb	ppb	ppb	ppb	ppb	ppb
Avg	1878.1	.4640	-1.1781	14301.	391.36	1026.5
Stddev	17.6	.1750	.3660	23.	.91	11.8
%RSD	.93821	37.73	31.063	.15934	.23256	1.1476
Check ?	Chk Pass	Chk Pass	Chk Pass	Chk Pass	Chk Pass	Chk Pass
High Limit						
Low Limit						

Elem	K_7664	Li6707	Mg2790	Mn2576	Mo2020	Na5895
IS Ref	(Y_3710)	(Y_3710)	(Y_3710)	(Y_3600)	(Y_2243)	(Y_3710)
Units	ppb	ppb	ppb	ppb	ppb	ppb
Avg	50898.	F 174350.	123.38	14.702	1904.5	81440.
Stddev	1824.	4097.	12.49	.061	36.0	648.
%RSD	3.5838	2.3499	10.124	.41685	1.8898	.79544
Check ?	Chk Pass	Chk Fail	Chk Pass	Chk Pass	Chk Pass	Chk Pass
High Limit		50000.				
Low Limit		-500000.				

PDF created with pdfFactory Pro trial version www.pdffactory.com

Sample Name: 190-11167-a-2-c Acquired: 7/27/2016 17:03:48 Type: Unk
Method: ICP I9 Method 200.7-6010(v138) Mode: CONC Corr. Factor: 1.000000
User: analyst Custom ID1: Custom ID2: Custom ID3:
Comment:

Elem	Ni2316	Pb2203	Sb2175	Se1960	Sn1899	Ti3372
IS Ref	(In2306)	(Y_2243)	(Y_2243)	(Y_2243)	(In2306)	(Y_3600)
Units	ppb	ppb	ppb	ppb	ppb	ppb
Avg	4.7009	7.7566	2.877	.07563	6.5115	3.5456
Stddev	.5672	1.5479	2.943	2.7124	.7243	.2390
%RSD	12.065	19.956	102.3	3586.5	11.123	6.7399
Check ?	Chk Pass	Chk Pass	Chk Pass	Chk Pass	Chk Pass	Chk Pass
High Limit						
Low Limit						

Elem	Tl1908	V_2908	Zn2062	Si2516	Sr3464
IS Ref	(In2306)	(Y_3710)	(In2306)	(Y_3710)	(Y_3710)
Units	ppb	ppb	ppb	ppb	ppb
Avg	12.464	-.36645	78.373	482.66	10.926
Stddev	.803	5.5617	.757	9.81	1.712
%RSD	6.4433	1517.7	.96611	2.0315	15.668
Check ?	Chk Pass	Chk Pass	Chk Pass	Chk Pass	Chk Pass
High Limit					
Low Limit					

Int. Std.	In2306	Y_2243	Y_3600	Y_3710
Units	Cts/S	Cts/S	Cts/S	Cts/S
Avg	3365.8	3099.6	39319.	6616.1
Stddev	5.2	5.3	103.	47.8
%RSD	.15337	.17086	.26176	.72173
Check ?	Chk Pass	Chk Pass	Chk Pass	Chk Pass
Value	57.603%	71.316%	62.550%	76.690%
Range				

PDF created with pdfFactory Pro trial version www.pdffactory.com

Sample Name: 190-11195-b-1-c Acquired: 7/27/2016 17:07:58 Type: Unk
Method: ICP I9 Method 200.7-6010(v138) Mode: CONC Corr. Factor: 1.000000
User: analyst Custom ID1: Custom ID2: Custom ID3:
Comment:

Elem	Ag3280	Al3082	As1890	B_1826	Ba4554	Be3130
IS Ref	(Y_3600)	(Y_3710)	(Y_2243)	(Y_2243)	(Y_3710)	(Y_3710)
Units	ppb	ppb	ppb	ppb	ppb	ppb
Avg	-1.2316	9.0351	9.3164	45.092	231.62	-.06012
Stddev	.3695	24.953	.1678	1.598	.54	.09812
%RSD	30.005	276.18	1.8006	3.5427	.23231	163.20
Check ?	Chk Pass	Chk Pass	Chk Pass	Chk Pass	Chk Pass	Chk Pass
High Limit						
Low Limit						

Elem	Ca3179	Cd2288	Co2286	Cr2677	Cu3273	Fe2599
IS Ref	(Y_3710)	(Y_2243)	(In2306)	(Y_3600)	(Y_3600)	(Y_3710)
Units	ppb	ppb	ppb	ppb	ppb	ppb
Avg	700240.	.8472	5.4982	1.5340	8.6891	5.9348
Stddev	7086.	.0860	.0674	.2520	.5031	.7186
%RSD	1.0119	10.15	1.2267	16.427	5.7897	12.107
Check ?	Chk Pass	Chk Pass	Chk Pass	Chk Pass	Chk Pass	Chk Pass
High Limit						
Low Limit						

Elem	K_7664	Li6707	Mg2790	Mn2576	Mo2020	Na5895
IS Ref	(Y_3710)	(Y_3710)	(Y_3710)	(Y_3600)	(Y_2243)	(Y_3710)
Units	ppb	ppb	ppb	ppb	ppb	ppb
Avg	7603.5	2792.8	22906.	2036.0	6.6158	F 912520.
Stddev	278.9	240.9	100.	2.8	.0930	10963.
%RSD	3.6687	8.6269	.43670	.13749	1.4061	1.2014
Check ?	Chk Pass	Chk Pass	Chk Pass	Chk Pass	Chk Pass	Chk Fail
High Limit						500000.
Low Limit						-500000.

PDF created with pdfFactory Pro trial version www.pdffactory.com

Sample Name: 190-11195-b-1-c Acquired: 7/27/2016 17:07:58 Type: Unk
Method: ICP I9 Method 200.7-6010(v138) Mode: CONC Corr. Factor: 1.000000
User: analyst Custom ID1: Custom ID2: Custom ID3:
Comment:

Elem	Ni2316	Pb2203	Sb2175	Se1960	Sn1899	Ti3372
IS Ref	(In2306)	(Y_2243)	(Y_2243)	(Y_2243)	(In2306)	(Y_3600)
Units	ppb	ppb	ppb	ppb	ppb	ppb
Avg	16.129	5.3326	-4.432	3.7006	3.2280	-.16567
Stddev	.643	2.0503	4.592	3.0839	.9246	.36121
%RSD	3.9850	38.448	103.6	83.336	28.642	218.03
Check ?	Chk Pass	Chk Pass	Chk Pass	Chk Pass	Chk Pass	Chk Pass
High Limit						
Low Limit						

Elem	Tl1908	V_2908	Zn2062	Si2516	Sr3464
IS Ref	(In2306)	(Y_3710)	(In2306)	(Y_3710)	(Y_3710)
Units	ppb	ppb	ppb	ppb	ppb
Avg	7.5924	-2.9101	31.066	2931.1	1616.5
Stddev	1.7747	.9166	.815	7.8	2.6
%RSD	23.375	31.498	2.6245	.26545	.16149
Check ?	Chk Pass	Chk Pass	Chk Pass	Chk Pass	Chk Pass
High Limit					
Low Limit					

Int. Std.	In2306	Y_2243	Y_3600	Y_3710
Units	Cts/S	Cts/S	Cts/S	Cts/S
Avg	4129.7	3560.0	47492.	6944.2
Stddev	18.1	12.1	119.	13.8
%RSD	.43950	.33881	.25129	.19935
Check ?	Chk Pass	Chk Pass	Chk Pass	Chk Pass
Value	70.676%	81.909%	75.551%	80.494%
Range				

PDF created with pdfFactory Pro trial version www.pdffactory.com

Sample Name: 190-11198-b-1-b Acquired: 7/27/2016 17:12:22 Type: Unk
Method: ICP I9 Method 200.7-6010(v138) Mode: CONC Corr. Factor: 1.000000
User: analyst Custom ID1: Custom ID2: Custom ID3:
Comment:

Elem	Ag3280	Al3082	As1890	B_1826	Ba4554	Be3130	Ca3179	Cd2288
IS Ref	(Y_3600)	(Y_3710)	(Y_2243)	(Y_2243)	(Y_3710)	(Y_3710)	(Y_3710)	(Y_2243)
Units	ppb	ppb	ppb	ppb	ppb	ppb	ppb	ppb
Avg	-.94612	12.000	1.2307	300.17	20.545	-.05741	39485.	.0198
Stddev	.55717	17.712	2.2473	2.68	.105	.01744	62.	.0579
%RSD	58.890	147.60	182.60	.89124	.51162	30.379	.15611	292.0
Check ?	Chk Pass	Chk Pass	Chk Pass	Chk Pass	Chk Pass	Chk Pass	Chk Pass	Chk Pass
High Limit								
Low Limit								

Elem	Co2286	Cr2677	Cu3273	Fe2599	K_7664	Li6707	Mg2790	Mn2576
IS Ref	(In2306)	(Y_3600)	(Y_3600)	(Y_3710)	(Y_3710)	(Y_3710)	(Y_3710)	(Y_3600)
Units	ppb	ppb	ppb	ppb	ppb	ppb	ppb	ppb
Avg	.19291	1.0107	10.797	2.9951	2856.5	818.94	11269.	8.2897
Stddev	.10142	.1274	.748	2.1261	66.6	10.18	57.	.0232
%RSD	52.576	12.605	6.9316	70.986	2.3317	1.2427	.50208	.27936
Check ?	Chk Pass	Chk Pass	Chk Pass	Chk Pass	Chk Pass	Chk Pass	Chk Pass	Chk Pass
High Limit								
Low Limit								

Elem	Mo2020	Na5895	Ni2316	Pb2203	Sb2175	Se1960	Sn1899	Ti3372
IS Ref	(Y_2243)	(Y_3710)	(In2306)	(Y_2243)	(Y_2243)	(Y_2243)	(In2306)	(Y_3600)
Units	ppb	ppb	ppb	ppb	ppb	ppb	ppb	ppb
Avg	4.1339	11183.	10.704	.60160	.4240	.50797	1.5400	.45319
Stddev	.1261	103.	.166	1.6284	.4798	3.5080	.3021	.11288
%RSD	3.0514	.91770	1.5525	270.67	113.2	690.58	19.613	24.907
Check ?	Chk Pass	Chk Pass	Chk Pass	Chk Pass	Chk Pass	Chk Pass	Chk Pass	Chk Pass
High Limit								
Low Limit								

PDF created with pdfFactory Pro trial version www.pdffactory.com

Sample Name: 190-11198-b-1-b Acquired: 7/27/2016 17:12:22 Type: Unk
Method: ICP I9 Method 200.7-6010(v138) Mode: CONC Corr. Factor: 1.000000
User: analyst Custom ID1: Custom ID2: Custom ID3:
Comment:

Elem	Tl1908	V_2908	Zn2062	Si2516	Sr3464
IS Ref	(In2306)	(Y_3710)	(In2306)	(Y_3710)	(Y_3710)
Units	ppb	ppb	ppb	ppb	ppb
Avg	.25645	-.17415	2.0366	2192.6	149.92
Stddev	.93186	1.8446	.0203	6.4	3.54
%RSD	363.37	1059.2	.99696	.29008	2.3592
Check ?	Chk Pass	Chk Pass	Chk Pass	Chk Pass	Chk Pass
High Limit					
Low Limit					

Int. Std.	In2306	Y_2243	Y_3600	Y_3710
Units	Cts/S	Cts/S	Cts/S	Cts/S
Avg	5329.2	4079.1	56303.	7324.4
Stddev	11.7	5.2	236.	19.9
%RSD	.21907	.12864	.41964	.27135
Check ?	Chk Pass	Chk Pass	Chk Pass	Chk Pass
Value	91.205%	93.853%	89.569%	84.901%
Range				

PDF created with pdfFactory Pro trial version www.pdffactory.com

Sample Name: 240-67265-d-1-e Acquired: 7/27/2016 17:16:28 Type: Unk
Method: ICP I9 Method 200.7-6010(v138) Mode: CONC Corr. Factor: 1.000000
User: analyst Custom ID1: Custom ID2: Custom ID3:
Comment:

Elem	Ag3280	Al3082	As1890	B_1826	Ba4554	Be3130
IS Ref	(Y_3600)	(Y_3710)	(Y_2243)	(Y_2243)	(Y_3710)	(Y_3710)
Units	ppb	ppb	ppb	ppb	ppb	ppb
Avg	-.89433	26.505	12.960	293.30	767.04	-.01711
Stddev	.30932	7.456	1.519	5.30	1.46	.05456
%RSD	34.586	28.132	11.718	1.8063	.19028	318.99
Check ?	Chk Pass	Chk Pass	Chk Pass	Chk Pass	Chk Pass	Chk Pass
High Limit						
Low Limit						

Elem	Ca3179	Cd2288	Co2286	Cr2677	Cu3273	Fe2599
IS Ref	(Y_3710)	(Y_2243)	(In2306)	(Y_3600)	(Y_3600)	(Y_3710)
Units	ppb	ppb	ppb	ppb	ppb	ppb
Avg	706530.	1.394	10.078	3.1891	8.3762	33.337
Stddev	7040.	.461	.392	.2556	.7750	.328
%RSD	.99641	33.03	3.8883	8.0133	9.2521	.98280
Check ?	Chk Pass	Chk Pass	Chk Pass	Chk Pass	Chk Pass	Chk Pass
High Limit						
Low Limit						

Elem	K_7664	Li6707	Mg2790	Mn2576	Mo2020	Na5895
IS Ref	(Y_3710)	(Y_3710)	(Y_3710)	(Y_3600)	(Y_2243)	(Y_3710)
Units	ppb	ppb	ppb	ppb	ppb	ppb
Avg	5849.9	1295.0	16732.	2386.7	7.9796	F 1023900.
Stddev	84.6	22.0	39.	5.9	.3479	13386.
%RSD	1.4457	1.6960	.23048	.24736	4.3603	1.3074
Check ?	Chk Pass	Chk Pass	Chk Pass	Chk Pass	Chk Pass	Chk Fail
High Limit						500000.
Low Limit						-500000.

PDF created with pdfFactory Pro trial version www.pdffactory.com

Sample Name: 240-67265-d-1-e Acquired: 7/27/2016 17:16:28 Type: Unk
Method: ICP I9 Method 200.7-6010(v138) Mode: CONC Corr. Factor: 1.000000
User: analyst Custom ID1: Custom ID2: Custom ID3:
Comment:

Elem	Ni2316	Pb2203	Sb2175	Se1960	Sn1899	Ti3372
IS Ref	(In2306)	(Y_2243)	(Y_2243)	(Y_2243)	(In2306)	(Y_3600)
Units	ppb	ppb	ppb	ppb	ppb	ppb
Avg	30.789	5.0279	-3.654	2.1919	3.2519	-.31074
Stddev	.549	1.0005	1.888	1.1155	.4363	.28594
%RSD	1.7829	19.900	51.67	50.893	13.416	92.020
Check ?	Chk Pass	Chk Pass	Chk Pass	Chk Pass	Chk Pass	Chk Pass
High Limit						
Low Limit						

Elem	Tl1908	V_2908	Zn2062	Si2516	Sr3464
IS Ref	(In2306)	(Y_3710)	(In2306)	(Y_3710)	(Y_3710)
Units	ppb	ppb	ppb	ppb	ppb
Avg	9.7722	-5.7059	70.653	9291.1	1410.7
Stddev	.8569	1.2099	1.293	36.5	8.8
%RSD	8.7683	21.205	1.8307	.39244	.62667
Check ?	Chk Pass	Chk Pass	Chk Pass	Chk Pass	Chk Pass
High Limit					
Low Limit					

Int. Std.	In2306	Y_2243	Y_3600	Y_3710
Units	Cts/S	Cts/S	Cts/S	Cts/S
Avg	4123.7	3573.6	48032.	7093.5
Stddev	3.2	6.0	181.	44.1
%RSD	.07660	.16882	.37625	.62209
Check ?	Chk Pass	Chk Pass	Chk Pass	Chk Pass
Value	70.574%	82.222%	76.410%	82.225%
Range				

PDF created with pdfFactory Pro trial version www.pdffactory.com

Sample Name: 240-67265-c-2-b Acquired: 7/27/2016 17:20:50 Type: Unk
Method: ICP I9 Method 200.7-6010(v138) Mode: CONC Corr. Factor: 1.000000
User: analyst Custom ID1: Custom ID2: Custom ID3:
Comment:

Elem	Ag3280	Al3082	As1890	B_1826	Ba4554	Be3130
IS Ref	(Y_3600)	(Y_3710)	(Y_2243)	(Y_2243)	(Y_3710)	(Y_3710)
Units	ppb	ppb	ppb	ppb	ppb	ppb
Avg	-1.2483	5.5937	8.2879	632.90	709.79	-.03584
Stddev	.1346	15.005	1.1088	14.19	.82	.03401
%RSD	10.787	268.25	13.378	2.2429	.11544	94.894
Check ?	Chk Pass	Chk Pass	Chk Pass	Chk Pass	Chk Pass	Chk Pass
High Limit						
Low Limit						

Elem	Ca3179	Cd2288	Co2286	Cr2677	Cu3273	Fe2599
IS Ref	(Y_3710)	(Y_2243)	(In2306)	(Y_3600)	(Y_3600)	(Y_3710)
Units	ppb	ppb	ppb	ppb	ppb	ppb
Avg	583820.	1.290	5.9492	2.1013	6.1396	18.742
Stddev	1969.	.133	.0312	.2967	.8527	1.146
%RSD	.33734	10.29	.52395	14.121	13.888	6.1137
Check ?	Chk Pass	Chk Pass	Chk Pass	Chk Pass	Chk Pass	Chk Pass
High Limit						
Low Limit						

Elem	K_7664	Li6707	Mg2790	Mn2576	Mo2020	Na5895
IS Ref	(Y_3710)	(Y_3710)	(Y_3710)	(Y_3600)	(Y_2243)	(Y_3710)
Units	ppb	ppb	ppb	ppb	ppb	ppb
Avg	5537.4	952.08	13756.	2677.0	9.8778	F 913540.
Stddev	12.7	7.31	100.	5.3	.3153	7303.
%RSD	.22868	.76824	.72801	.19808	3.1919	.79943
Check ?	Chk Pass	Chk Pass	Chk Pass	Chk Pass	Chk Pass	Chk Fail
High Limit						500000.
Low Limit						-500000.

PDF created with pdfFactory Pro trial version www.pdffactory.com

Sample Name: 240-67265-c-2-b Acquired: 7/27/2016 17:20:50 Type: Unk
Method: ICP I9 Method 200.7-6010(v138) Mode: CONC Corr. Factor: 1.000000
User: analyst Custom ID1: Custom ID2: Custom ID3:
Comment:

Elem	Ni2316	Pb2203	Sb2175	Se1960	Sn1899	Ti3372
IS Ref	(In2306)	(Y_2243)	(Y_2243)	(Y_2243)	(In2306)	(Y_3600)
Units	ppb	ppb	ppb	ppb	ppb	ppb
Avg	20.923	5.9441	-4.352	5.3641	3.2119	-.62485
Stddev	.971	.7282	1.527	3.6244	.0754	.19821
%RSD	4.6395	12.251	35.10	67.567	2.3472	31.721
Check ?	Chk Pass	Chk Pass	Chk Pass	Chk Pass	Chk Pass	Chk Pass
High Limit						
Low Limit						

Elem	Tl1908	V_2908	Zn2062	Si2516	Sr3464
IS Ref	(In2306)	(Y_3710)	(In2306)	(Y_3710)	(Y_3710)
Units	ppb	ppb	ppb	ppb	ppb
Avg	10.262	-4.1906	14.695	8209.0	1161.0
Stddev	.974	1.4481	.414	98.0	9.0
%RSD	9.4938	34.557	2.8145	1.1943	.77357
Check ?	Chk Pass	Chk Pass	Chk Pass	Chk Pass	Chk Pass
High Limit					
Low Limit					

Int. Std.	In2306	Y_2243	Y_3600	Y_3710
Units	Cts/S	Cts/S	Cts/S	Cts/S
Avg	4216.9	3618.6	48723.	7148.3
Stddev	15.0	8.5	34.	31.9
%RSD	.35486	.23460	.07063	.44614
Check ?	Chk Pass	Chk Pass	Chk Pass	Chk Pass
Value	72.169%	83.257%	77.510%	82.860%
Range				

PDF created with pdfFactory Pro trial version www.pdffactory.com

Sample Name: 240-67279-a-1-c Acquired: 7/27/2016 17:25:12 Type: Unk
Method: ICP I9 Method 200.7-6010(v138) Mode: CONC Corr. Factor: 1.000000
User: analyst Custom ID1: Custom ID2: Custom ID3:
Comment:

Elem	Ag3280	Al3082	As1890	B_1826	Ba4554	Be3130
IS Ref	(Y_3600)	(Y_3710)	(Y_2243)	(Y_2243)	(Y_3710)	(Y_3710)
Units	ppb	ppb	ppb	ppb	ppb	ppb
Avg	-1.3247	109.32	9.1974	149.47	146.54	-.06177
Stddev	.3899	17.91	1.4547	1.68	.48	.04339
%RSD	29.436	16.386	15.817	1.1262	.32475	70.240
Check ?	Chk Pass	Chk Pass	Chk Pass	Chk Pass	Chk Pass	Chk Pass
High Limit						
Low Limit						

Elem	Ca3179	Cd2288	Co2286	Cr2677	Cu3273	Fe2599
IS Ref	(Y_3710)	(Y_2243)	(In2306)	(Y_3600)	(Y_3600)	(Y_3710)
Units	ppb	ppb	ppb	ppb	ppb	ppb
Avg	57784.	.9460	2.4547	2.4762	15.074	773.75
Stddev	130.	.1653	.1215	.4025	.333	2.76
%RSD	.22450	17.47	4.9488	16.256	2.2105	.35609
Check ?	Chk Pass	Chk Pass	Chk Pass	Chk Pass	Chk Pass	Chk Pass
High Limit						
Low Limit						

Elem	K_7664	Li6707	Mg2790	Mn2576	Mo2020	Na5895
IS Ref	(Y_3710)	(Y_3710)	(Y_3710)	(Y_3600)	(Y_2243)	(Y_3710)
Units	ppb	ppb	ppb	ppb	ppb	ppb
Avg	2191.3	764.90	18873.	505.79	.54025	F 983360.
Stddev	29.8	12.08	61.	.54	.10995	10997.
%RSD	1.3589	1.5788	.32479	.10740	20.352	1.1183
Check ?	Chk Pass	Chk Pass	Chk Pass	Chk Pass	Chk Pass	Chk Fail
High Limit						500000.
Low Limit						-500000.

PDF created with pdfFactory Pro trial version www.pdffactory.com

Sample Name: 240-67279-a-1-c Acquired: 7/27/2016 17:25:12 Type: Unk
Method: ICP I9 Method 200.7-6010(v138) Mode: CONC Corr. Factor: 1.000000
User: analyst Custom ID1: Custom ID2: Custom ID3:
Comment:

Elem	Ni2316	Pb2203	Sb2175	Se1960	Sn1899	Ti3372
IS Ref	(In2306)	(Y_2243)	(Y_2243)	(Y_2243)	(In2306)	(Y_3600)
Units	ppb	ppb	ppb	ppb	ppb	ppb
Avg	11.319	3.6778	3.426	7.3868	7.0299	1.7253
Stddev	.759	.4210	1.230	2.3437	.5304	.3969
%RSD	6.7047	11.446	35.91	31.728	7.5448	23.007
Check ?	Chk Pass	Chk Pass	Chk Pass	Chk Pass	Chk Pass	Chk Pass
High Limit						
Low Limit						

Elem	Tl1908	V_2908	Zn2062	Si2516	Sr3464
IS Ref	(In2306)	(Y_3710)	(In2306)	(Y_3710)	(Y_3710)
Units	ppb	ppb	ppb	ppb	ppb
Avg	.30970	-2.2776	248.59	677.21	179.24
Stddev	.54168	2.3444	4.53	8.49	2.72
%RSD	174.91	102.93	1.8217	1.2533	1.5199
Check ?	Chk Pass	Chk Pass	Chk Pass	Chk Pass	Chk Pass
High Limit					
Low Limit					

Int. Std.	In2306	Y_2243	Y_3600	Y_3710
Units	Cts/S	Cts/S	Cts/S	Cts/S
Avg	4398.8	3756.4	49732.	7298.2
Stddev	7.5	5.7	85.	21.7
%RSD	.17064	.15215	.16996	.29724
Check ?	Chk Pass	Chk Pass	Chk Pass	Chk Pass
Value	75.282%	86.428%	79.115%	84.597%
Range				

PDF created with pdfFactory Pro trial version www.pdffactory.com

Sample Name: 240-67279-a-2-b Acquired: 7/27/2016 17:29:26 Type: Unk
Method: ICP I9 Method 200.7-6010(v138) Mode: CONC Corr. Factor: 1.000000
User: analyst Custom ID1: Custom ID2: Custom ID3:
Comment:

Elem	Ag3280	Al3082	As1890	B_1826	Ba4554	Be3130
IS Ref	(Y_3600)	(Y_3710)	(Y_2243)	(Y_2243)	(Y_3710)	(Y_3710)
Units	ppb	ppb	ppb	ppb	ppb	ppb
Avg	-.74551	26.726	5.3111	216.12	605.68	.01768
Stddev	.30791	22.724	1.9091	1.81	.30	.03811
%RSD	41.302	85.028	35.945	.83545	.05002	215.47
Check ?	Chk Pass	Chk Pass	Chk Pass	Chk Pass	Chk Pass	Chk Pass
High Limit						
Low Limit						

Elem	Ca3179	Cd2288	Co2286	Cr2677	Cu3273	Fe2599
IS Ref	(Y_3710)	(Y_2243)	(In2306)	(Y_3600)	(Y_3600)	(Y_3710)
Units	ppb	ppb	ppb	ppb	ppb	ppb
Avg	553140.	3.618	17.037	2.2039	8.6335	13.773
Stddev	4929.	.120	.371	.4782	1.1196	.699
%RSD	.89103	3.324	2.1772	21.698	12.968	5.0786
Check ?	Chk Pass	Chk Pass	Chk Pass	Chk Pass	Chk Pass	Chk Pass
High Limit						
Low Limit						

Elem	K_7664	Li6707	Mg2790	Mn2576	Mo2020	Na5895
IS Ref	(Y_3710)	(Y_3710)	(Y_3710)	(Y_3600)	(Y_2243)	(Y_3710)
Units	ppb	ppb	ppb	ppb	ppb	ppb
Avg	5846.4	772.52	35192.	1397.7	6.2174	F 1013300.
Stddev	22.7	3.43	199.	7.2	.2079	22596.
%RSD	.38788	.44338	.56554	.51265	3.3444	2.2300
Check ?	Chk Pass	Chk Pass	Chk Pass	Chk Pass	Chk Pass	Chk Fail
High Limit						500000.
Low Limit						-500000.

PDF created with pdfFactory Pro trial version www.pdffactory.com

Sample Name: 240-67279-a-2-b Acquired: 7/27/2016 17:29:26 Type: Unk
Method: ICP I9 Method 200.7-6010(v138) Mode: CONC Corr. Factor: 1.000000
User: analyst Custom ID1: Custom ID2: Custom ID3:
Comment:

Elem	Ni2316	Pb2203	Sb2175	Se1960	Sn1899	Ti3372
IS Ref	(In2306)	(Y_2243)	(Y_2243)	(Y_2243)	(In2306)	(Y_3600)
Units	ppb	ppb	ppb	ppb	ppb	ppb
Avg	36.555	20.050	-.9292	3.1042	3.0811	-.27698
Stddev	.982	.851	1.267	1.5163	.5367	.24413
%RSD	2.6864	4.2446	136.3	48.847	17.419	88.143
Check ?	Chk Pass	Chk Pass	Chk Pass	Chk Pass	Chk Pass	Chk Pass
High Limit						
Low Limit						

Elem	Tl1908	V_2908	Zn2062	Si2516	Sr3464
IS Ref	(In2306)	(Y_3710)	(In2306)	(Y_3710)	(Y_3710)
Units	ppb	ppb	ppb	ppb	ppb
Avg	8.2501	-6.8039	519.38	8920.6	1180.4
Stddev	.6286	2.4117	6.89	63.9	9.3
%RSD	7.6194	35.446	1.3263	.71589	.78644
Check ?	Chk Pass	Chk Pass	Chk Pass	Chk Pass	Chk Pass
High Limit					
Low Limit					

Int. Std.	In2306	Y_2243	Y_3600	Y_3710
Units	Cts/S	Cts/S	Cts/S	Cts/S
Avg	4165.4	3594.9	48311.	7084.5
Stddev	8.8	3.7	182.	5.5
%RSD	.21044	.10362	.37653	.07808
Check ?	Chk Pass	Chk Pass	Chk Pass	Chk Pass
Value	71.287%	82.712%	76.854%	82.120%
Range				

PDF created with pdfFactory Pro trial version www.pdffactory.com

Sample Name: 190-11196-a-1-b Acquired: 7/27/2016 17:33:45 Type: Unk
Method: ICP I9 Method 200.7-6010(v138) Mode: CONC Corr. Factor: 1.000000
User: analyst Custom ID1: Custom ID2: Custom ID3:
Comment:

Elem	Ag3280	Al3082	As1890	B_1826	Ba4554	Be3130
IS Ref	(Y_3600)	(Y_3710)	(Y_2243)	(Y_2243)	(Y_3710)	(Y_3710)
Units	ppb	ppb	ppb	ppb	ppb	ppb
Avg	-4.6189	4799.7	2944.1	1602.4	215.68	.09336
Stddev	.2089	26.4	85.0	37.6	.12	.11703
%RSD	4.5235	.55067	2.8883	2.3446	.05670	125.35
Check ?	Chk Pass	Chk Pass	Chk Pass	Chk Pass	Chk Pass	Chk Pass
High Limit						
Low Limit						

Elem	Ca3179	Cd2288	Co2286	Cr2677	Cu3273	Fe2599
IS Ref	(Y_3710)	(Y_2243)	(In2306)	(Y_3600)	(Y_3600)	(Y_3710)
Units	ppb	ppb	ppb	ppb	ppb	ppb
Avg	F 975560.	-1.963	1147.7	351.01	3.7286	F 656100.
Stddev	6213.	.428	32.6	1.10	1.0463	1856.
%RSD	.63689	21.79	2.8392	.31430	28.061	.28293
Check ?	Chk Fail	Chk Pass	Chk Pass	Chk Pass	Chk Pass	Chk Fail
High Limit	800000.					500000.
Low Limit	-500000.					-500000.

Elem	K_7664	Li6707	Mg2790	Mn2576	Mo2020	Na5895
IS Ref	(Y_3710)	(Y_3710)	(Y_3710)	(Y_3600)	(Y_2243)	(Y_3710)
Units	ppb	ppb	ppb	ppb	ppb	ppb
Avg	10552.	1214.9	10192.	4723.1	423.57	F 1083400.
Stddev	30.	39.8	6.	32.2	13.36	8488.
%RSD	.27994	3.2753	.06112	.68185	3.1533	.78341
Check ?	Chk Pass	Chk Pass	Chk Pass	Chk Pass	Chk Pass	Chk Fail
High Limit						500000.
Low Limit						-500000.

PDF created with pdfFactory Pro trial version www.pdffactory.com

Sample Name: 190-11196-a-1-b Acquired: 7/27/2016 17:33:45 Type: Unk
Method: ICP I9 Method 200.7-6010(v138) Mode: CONC Corr. Factor: 1.000000
User: analyst Custom ID1: Custom ID2: Custom ID3:
Comment:

Elem	Ni2316	Pb2203	Sb2175	Se1960	Sn1899	Ti3372
IS Ref	(In2306)	(Y_2243)	(Y_2243)	(Y_2243)	(In2306)	(Y_3600)
Units	ppb	ppb	ppb	ppb	ppb	ppb
Avg	1006.5	6.4624	F 20250.	2.4320	103.66	2.2143
Stddev	30.3	4.8041	659.	4.5724	4.08	.2601
%RSD	3.0101	74.338	3.254	188.01	3.9364	11.747
Check ?	Chk Pass	Chk Pass	Chk Fail	Chk Pass	Chk Pass	Chk Pass
High Limit			10000.			
Low Limit			-500000.			

Elem	Tl1908	V_2908	Zn2062	Si2516	Sr3464
IS Ref	(In2306)	(Y_3710)	(In2306)	(Y_3710)	(Y_3710)
Units	ppb	ppb	ppb	ppb	ppb
Avg	9.8330	3.7132	F 11898.	28873.	421.73
Stddev	1.8631	2.3669	344.	17.	2.60
%RSD	18.948	63.741	2.8904	.05819	.61734
Check ?	Chk Pass	Chk Pass	Chk Fail	Chk Pass	Chk Pass
High Limit			10000.		
Low Limit			-500000.		

Int. Std.	In2306	Y_2243	Y_3600	Y_3710
Units	Cts/S	Cts/S	Cts/S	Cts/S
Avg	4205.8	3551.9	48057.	7147.6
Stddev	5.7	4.2	59.	19.9
%RSD	.13566	.11856	.12374	.27871
Check ?	Chk Pass	Chk Pass	Chk Pass	Chk Pass
Value	71.979%	81.725%	76.449%	82.852%
Range				

PDF created with pdfFactory Pro trial version www.pdffactory.com

Sample Name: CCV-2632473 Acquired: 7/27/2016 17:38:08 Type: QC
Method: ICP I9 Method 200.7-6010(v138) Mode: CONC Corr. Factor: 1.000000
User: analyst Custom ID1: Custom ID2: Custom ID3:
Comment:

Elem	Ag3280	Al3082	As1890	B_1826	Ba4554	Be3130	Ca3179
IS Ref	(Y_3600)	(Y_3710)	(Y_2243)	(Y_2243)	(Y_3710)	(Y_3710)	(Y_3710)
Units	ppb	ppb	ppb	ppb	ppb	ppb	ppb
Avg	1005.4	23431.	F 272.50	F 6931.6	1969.5	1940.9	49806.
Stddev	1.8	376.	77.18	519.5	16.2	6.2	284.
%RSD	.17777	1.6032	28.325	7.4952	.82116	.31815	.57061
Check ?	Chk Pass	Chk Pass	Chk Fail	Chk Fail	Chk Pass	Chk Pass	Chk Pass
Value			500.00	5000.0			
Range			-10.500%	10.500%			

Elem	Cd2288	Co2286	Cr2677	Cu3273	Fe2599	K_7664	Li6707
IS Ref	(Y_2243)	(In2306)	(Y_3600)	(Y_3600)	(Y_3710)	(Y_3710)	(Y_3710)
Units	ppb	ppb	ppb	ppb	ppb	ppb	ppb
Avg	494.6	1987.6	1984.1	1912.5	25204.	52666.	5428.6
Stddev	2.8	19.3	6.1	2.4	60.	1719.	94.3
%RSD	.5675	.96868	.30823	.12703	.23924	3.2637	1.7373
Check ?	Chk Pass	Chk Pass	Chk Pass	Chk Pass	Chk Pass	Chk Pass	Chk Pass
Value							
Range							

Elem	Mg2790	Mn2576	Mo2020	Na5895	Ni2316	Pb2203	Sb2175
IS Ref	(Y_3710)	(Y_3600)	(Y_2243)	(Y_3710)	(In2306)	(Y_2243)	(Y_2243)
Units	ppb	ppb	ppb	ppb	ppb	ppb	ppb
Avg	49050.	2013.8	1991.9	48310.	1975.5	485.33	466.9
Stddev	382.	.9	10.2	1033.	20.6	8.16	25.2
%RSD	.77877	.04448	.51248	2.1377	1.0439	1.6812	5.404
Check ?	Chk Pass	Chk Pass	Chk Pass	Chk Pass	Chk Pass	Chk Pass	Chk Pass
Value							
Range							

PDF created with pdfFactory Pro trial version www.pdffactory.com

Sample Name: CCV-2632473 Acquired: 7/27/2016 17:38:08 Type: QC
Method: ICP I9 Method 200.7-6010(v138) Mode: CONC Corr. Factor: 1.000000
User: analyst Custom ID1: Custom ID2: Custom ID3:
Comment:

Elem	Se1960	Sn1899	Ti3372	Tl1908	V_2908	Zn2062	Si2516
IS Ref	(Y_2243)	(In2306)	(Y_3600)	(In2306)	(Y_3710)	(In2306)	(Y_3710)
Units	ppb	ppb	ppb	ppb	ppb	ppb	ppb
Avg	466.18	5229.9	5185.5	F 1284.7	1922.0	2120.8	5241.0
Stddev	13.32	20.1	10.1	68.3	21.8	14.9	76.9
%RSD	2.8579	.38477	.19432	5.3129	1.1359	.70202	1.4682
Check ?	Chk Pass	Chk Pass	Chk Pass	Chk Fail	Chk Pass	Chk Pass	Chk Pass
Value				1000.0			
Range				10.500%			

Elem	Sr3464
IS Ref	(Y_3710)
Units	ppb
Avg	4912.1
Stddev	38.4
%RSD	.78164
Check ?	Chk Pass
Value	
Range	

Int. Std.	In2306	Y_2243	Y_3600	Y_3710
Units	Cts/S	Cts/S	Cts/S	Cts/S
Avg	4590.6	3689.3	49895.	7079.1
Stddev	36.7	14.2	525.	117.7
%RSD	.79903	.38395	1.0527	1.6633

PDF created with pdfFactory Pro trial version www.pdffactory.com

Sample Name: CCB Acquired: 7/27/2016 17:41:50 Type: QC
Method: ICP I9 Method 200.7-6010(v138) Mode: CONC Corr. Factor: 1.000000
User: analyst Custom ID1: Custom ID2: Custom ID3:
Comment:

Elem	Ag3280	Al3082	As1890	B_1826	Ba4554	Be3130	Ca3179
IS Ref	(Y_3600)	(Y_3710)	(Y_2243)	(Y_2243)	(Y_3710)	(Y_3710)	(Y_3710)
Units	ppb	ppb	ppb	ppb	ppb	ppb	ppb
Avg	-.46285	-5.3330	1.8598	9.3587	.63657	.00185	18.615
Stddev	.20717	2.7993	1.1852	2.3262	.27573	.03772	1.527
%RSD	44.760	52.490	63.726	24.856	43.315	2035.8	8.2035
Check ?	Chk Pass	Chk Pass	Chk Pass	Chk Pass	Chk Pass	Chk Pass	Chk Pass
High Limit							
Low Limit							

Elem	Cd2288	Co2286	Cr2677	Cu3273	Fe2599	K_7664	Li6707
IS Ref	(Y_2243)	(In2306)	(Y_3600)	(Y_3600)	(Y_3710)	(Y_3710)	(Y_3710)
Units	ppb	ppb	ppb	ppb	ppb	ppb	ppb
Avg	-.0420	.47045	-.16551	2.3910	5.5839	451.18	F 405.15
Stddev	.0737	.14402	.34881	.8832	1.5520	28.29	5.19
%RSD	175.5	30.612	210.75	36.940	27.795	6.2709	1.2811
Check ?	Chk Pass	Chk Pass	Chk Pass	Chk Pass	Chk Pass	Chk Pass	Chk Fail
High Limit							50.000
Low Limit							-50.000

Elem	Mg2790	Mn2576	Mo2020	Na5895	Ni2316	Pb2203	Sb2175
IS Ref	(Y_3710)	(Y_3600)	(Y_2243)	(Y_3710)	(In2306)	(Y_2243)	(Y_2243)
Units	ppb	ppb	ppb	ppb	ppb	ppb	ppb
Avg	2.9270	.42298	4.0911	F 1111.9	F 47.090	1.5861	F 17.14
Stddev	17.409	.05120	.3041	30.1	80.871	.9172	1.37
%RSD	594.78	12.104	7.4338	2.7085	171.74	57.829	8.007
Check ?	Chk Pass	Chk Pass	Chk Pass	Chk Fail	Chk Fail	Chk Pass	Chk Fail
High Limit				1000.0	10.000		6.000
Low Limit				-1000.0	-10.000		-6.000

PDF created with pdfFactory Pro trial version www.pdffactory.com

Sample Name: CCB Acquired: 7/27/2016 17:41:50 Type: QC
Method: ICP I9 Method 200.7-6010(v138) Mode: CONC Corr. Factor: 1.000000
User: analyst Custom ID1: Custom ID2: Custom ID3:
Comment:

Elem	Se1960	Sn1899	Ti3372	Tl1908	V_2908	Zn2062	Si2516
IS Ref	(Y_2243)	(In2306)	(Y_3600)	(In2306)	(Y_3710)	(In2306)	(Y_3710)
Units	ppb	ppb	ppb	ppb	ppb	ppb	ppb
Avg	-.07472	.70600	1.8490	.64233	-.21866	F 28.125	-16.804
Stddev	2.0447	.38043	.3366	.69736	2.9808	47.849	6.817
%RSD	2736.4	53.885	18.207	108.57	1363.2	170.13	40.567
Check ?	Chk Pass	Chk Pass	Chk Pass	Chk Pass	Chk Pass	Chk Fail	Chk Pass
High Limit						20.000	
Low Limit						-20.000	

Elem	Sr3464
IS Ref	(Y_3710)
Units	ppb
Avg	-1.8817
Stddev	3.4422
%RSD	182.94
Check ?	Chk Pass
High Limit	
Low Limit	

Int. Std.	In2306	Y_2243	Y_3600	Y_3710
Units	Cts/S	Cts/S	Cts/S	Cts/S
Avg	5616.9	4213.5	58228.	7486.7
Stddev	14.2	6.8	82.	47.8
%RSD	.25282	.16087	.14164	.63809

PDF created with pdfFactory Pro trial version www.pdffactory.com

Sample Name: 190-11196-a-1-b@4 Acquired: 7/27/2016 17:46:02 Type: Unk
Method: ICP I9 Method 200.7-6010(v138) Mode: CONC Corr. Factor: 1.000000
User: analyst Custom ID1: Custom ID2: Custom ID3:
Comment:

Elem	Ag3280	Al3082	As1890	B_1826	Ba4554	Be3130	Ca3179
IS Ref	(Y_3600)	(Y_3710)	(Y_2243)	(Y_2243)	(Y_3710)	(Y_3710)	(Y_3710)
Units	ppb	ppb	ppb	ppb	ppb	ppb	ppb
Avg	-1.1269	942.83	579.30	337.06	44.066	.04347	203340.
Stddev	.4573	15.45	1.19	1.56	.248	.11432	2159.
%RSD	40.578	1.6391	.20611	.46289	.56251	262.98	1.0618
Check ?	Chk Pass	Chk Pass	Chk Pass	Chk Pass	Chk Pass	Chk Pass	Chk Pass
High Limit							
Low Limit							

Elem	Cd2288	Co2286	Cr2677	Cu3273	Fe2599	K_7664	Li6707
IS Ref	(Y_2243)	(In2306)	(Y_3600)	(Y_3600)	(Y_3710)	(Y_3710)	(Y_3710)
Units	ppb	ppb	ppb	ppb	ppb	ppb	ppb
Avg	-.5031	239.94	71.896	1.6568	142580.	2131.4	557.13
Stddev	.1111	.23	.188	.2220	477.	11.2	3.09
%RSD	22.09	.09725	.26106	13.398	.33481	.52442	.55549
Check ?	Chk Pass	Chk Pass	Chk Pass	Chk Pass	Chk Pass	Chk Pass	Chk Pass
High Limit							
Low Limit							

Elem	Mg2790	Mn2576	Mo2020	Na5895	Ni2316	Pb2203	Sb2175
IS Ref	(Y_3710)	(Y_3600)	(Y_2243)	(Y_3710)	(In2306)	(Y_2243)	(Y_2243)
Units	ppb	ppb	ppb	ppb	ppb	ppb	ppb
Avg	2112.4	972.85	90.611	263080.	211.25	1.9012	4132.
Stddev	21.8	1.19	.063	1662.	.47	1.1645	44.
%RSD	1.0331	.12257	.07007	.63191	.22115	61.253	1.068
Check ?	Chk Pass	Chk Pass	Chk Pass	Chk Pass	Chk Pass	Chk Pass	Chk Pass
High Limit							
Low Limit							

PDF created with pdfFactory Pro trial version www.pdffactory.com

Sample Name: 190-11196-a-1-b@4 Acquired: 7/27/2016 17:46:02 Type: Unk
Method: ICP I9 Method 200.7-6010(v138) Mode: CONC Corr. Factor: 1.000000
User: analyst Custom ID1: Custom ID2: Custom ID3:
Comment:

Elem	Se1960	Sn1899	Ti3372	Tl1908	V_2908	Zn2062	Si2516
IS Ref	(Y_2243)	(In2306)	(Y_3600)	(In2306)	(Y_3710)	(In2306)	(Y_3710)
Units	ppb	ppb	ppb	ppb	ppb	ppb	ppb
Avg	1.0733	22.139	1.1792	3.5223	.37743	2433.2	5779.6
Stddev	1.0189	.312	.1462	1.0507	.92544	21.4	52.6
%RSD	94.935	1.4094	12.403	29.830	245.20	.87961	.91007
Check ?	Chk Pass	Chk Pass	Chk Pass	Chk Pass	Chk Pass	Chk Pass	Chk Pass
High Limit							
Low Limit							

Elem	Sr3464
IS Ref	(Y_3710)
Units	ppb
Avg	89.914
Stddev	2.510
%RSD	2.7914
Check ?	Chk Pass
High Limit	
Low Limit	

Int. Std.	In2306	Y_2243	Y_3600	Y_3710
Units	Cts/S	Cts/S	Cts/S	Cts/S
Avg	5085.8	4121.4	56733.	8248.0
Stddev	8.8	6.2	58.	41.8
%RSD	.17284	.15132	.10246	.50691
Check ?	Chk Pass	Chk Pass	Chk Pass	Chk Pass
Value	87.039%	94.827%	90.252%	95.607%
Range				

PDF created with pdfFactory Pro trial version www.pdffactory.com

Sample Name: 190-11199-a-1-c Acquired: 7/27/2016 17:50:12 Type: Unk
Method: ICP I9 Method 200.7-6010(v138) Mode: CONC Corr. Factor: 1.000000
User: analyst Custom ID1: Custom ID2: Custom ID3:
Comment:

Elem	Ag3280	Al3082	As1890	B_1826	Ba4554	Be3130
IS Ref	(Y_3600)	(Y_3710)	(Y_2243)	(Y_2243)	(Y_3710)	(Y_3710)
Units	ppb	ppb	ppb	ppb	ppb	ppb
Avg	-1.3089	4275.0	8.5673	1594.1	59.858	.39293
Stddev	.2790	53.8	2.4930	16.9	.408	.05839
%RSD	21.319	1.2592	29.099	1.0591	.68112	14.860
Check ?	Chk Pass	Chk Pass	Chk Pass	Chk Pass	Chk Pass	Chk Pass
High Limit						
Low Limit						

Elem	Ca3179	Cd2288	Co2286	Cr2677	Cu3273	Fe2599
IS Ref	(Y_3710)	(Y_2243)	(In2306)	(Y_3600)	(Y_3600)	(Y_3710)
Units	ppb	ppb	ppb	ppb	ppb	ppb
Avg	F 881140.	4.508	32.922	31.950	44.227	16037.
Stddev	5201.	.224	.764	.375	1.100	50.
%RSD	.59022	4.975	2.3220	1.1737	2.4877	.31334
Check ?	Chk Fail	Chk Pass	Chk Pass	Chk Pass	Chk Pass	Chk Pass
High Limit	800000.					
Low Limit	-500000.					

Elem	K_7664	Li6707	Mg2790	Mn2576	Mo2020	Na5895
IS Ref	(Y_3710)	(Y_3710)	(Y_3710)	(Y_3600)	(Y_2243)	(Y_3710)
Units	ppb	ppb	ppb	ppb	ppb	ppb
Avg	7303.9	865.19	98601.	2141.0	2.6452	F 1063800.
Stddev	58.0	5.45	494.	3.9	.0922	26501.
%RSD	.79420	.62968	.50102	.18375	3.4845	2.4911
Check ?	Chk Pass	Chk Pass	Chk Pass	Chk Pass	Chk Pass	Chk Fail
High Limit						500000.
Low Limit						-500000.

PDF created with pdfFactory Pro trial version www.pdffactory.com

Sample Name: 190-11199-a-1-c Acquired: 7/27/2016 17:50:12 Type: Unk
Method: ICP I9 Method 200.7-6010(v138) Mode: CONC Corr. Factor: 1.000000
User: analyst Custom ID1: Custom ID2: Custom ID3:
Comment:

Elem	Ni2316	Pb2203	Sb2175	Se1960	Sn1899	Ti3372
IS Ref	(In2306)	(Y_2243)	(Y_2243)	(Y_2243)	(In2306)	(Y_3600)
Units	ppb	ppb	ppb	ppb	ppb	ppb
Avg	196.15	6.7207	19.18	6.7501	3.5745	1.1797
Stddev	2.98	.3842	3.01	1.5057	.1420	.2035
%RSD	1.5205	5.7167	15.68	22.306	3.9734	17.248
Check ?	Chk Pass	Chk Pass	Chk Pass	Chk Pass	Chk Pass	Chk Pass
High Limit						
Low Limit						

Elem	Tl1908	V_2908	Zn2062	Si2516	Sr3464
IS Ref	(In2306)	(Y_3710)	(In2306)	(Y_3710)	(Y_3710)
Units	ppb	ppb	ppb	ppb	ppb
Avg	7.0243	-4.4501	744.38	6432.0	1339.3
Stddev	.6624	1.6617	9.26	83.8	8.2
%RSD	9.4296	37.340	1.2444	1.3027	.61122
Check ?	Chk Pass	Chk Pass	Chk Pass	Chk Pass	Chk Pass
High Limit					
Low Limit					

Int. Std.	In2306	Y_2243	Y_3600	Y_3710
Units	Cts/S	Cts/S	Cts/S	Cts/S
Avg	4378.2	3868.8	53696.	8302.7
Stddev	5.9	8.1	98.	45.7
%RSD	.13574	.21032	.18203	.55100
Check ?	Chk Pass	Chk Pass	Chk Pass	Chk Pass
Value	74.930%	89.014%	85.420%	96.240%
Range				

PDF created with pdfFactory Pro trial version www.pdffactory.com

Sample Name: 190-11200-a-1-c Acquired: 7/27/2016 17:54:25 Type: Unk
Method: ICP I9 Method 200.7-6010(v138) Mode: CONC Corr. Factor: 1.000000
User: analyst Custom ID1: Custom ID2: Custom ID3:
Comment:

Elem	Ag3280	Al3082	As1890	B_1826	Ba4554	Be3130
IS Ref	(Y_3600)	(Y_3710)	(Y_2243)	(Y_2243)	(Y_3710)	(Y_3710)
Units	ppb	ppb	ppb	ppb	ppb	ppb
Avg	-.17447	76.716	2.0146	572.09	4202.2	-.15723
Stddev	.14359	16.174	.2828	6.07	44.9	.08588
%RSD	82.299	21.083	14.037	1.0604	1.0684	54.624
Check ?	Chk Pass	Chk Pass	Chk Pass	Chk Pass	Chk Pass	Chk Pass
High Limit						
Low Limit						

Elem	Ca3179	Cd2288	Co2286	Cr2677	Cu3273	Fe2599
IS Ref	(Y_3710)	(Y_2243)	(In2306)	(Y_3600)	(Y_3600)	(Y_3710)
Units	ppb	ppb	ppb	ppb	ppb	ppb
Avg	3989.9	-.1914	1.5361	2.0192	71.987	926.52
Stddev	7.3	.0532	.0575	.1843	.297	3.91
%RSD	.18385	27.80	3.7466	9.1258	.41298	.42202
Check ?	Chk Pass	Chk Pass	Chk Pass	Chk Pass	Chk Pass	Chk Pass
High Limit						
Low Limit						

Elem	K_7664	Li6707	Mg2790	Mn2576	Mo2020	Na5895
IS Ref	(Y_3710)	(Y_3710)	(Y_3710)	(Y_3600)	(Y_2243)	(Y_3710)
Units	ppb	ppb	ppb	ppb	ppb	ppb
Avg	1047.7	448.25	918.84	32.717	.50448	F 701580.
Stddev	7.1	.41	20.13	.037	.12923	11188.
%RSD	.67409	.09092	2.1913	.11205	25.616	1.5947
Check ?	Chk Pass	Chk Pass	Chk Pass	Chk Pass	Chk Pass	Chk Fail
High Limit						500000.
Low Limit						-500000.

PDF created with pdfFactory Pro trial version www.pdffactory.com

Sample Name: 190-11200-a-1-c Acquired: 7/27/2016 17:54:25 Type: Unk
Method: ICP I9 Method 200.7-6010(v138) Mode: CONC Corr. Factor: 1.000000
User: analyst Custom ID1: Custom ID2: Custom ID3:
Comment:

Elem	Ni2316	Pb2203	Sb2175	Se1960	Sn1899	Ti3372
IS Ref	(In2306)	(Y_2243)	(Y_2243)	(Y_2243)	(In2306)	(Y_3600)
Units	ppb	ppb	ppb	ppb	ppb	ppb
Avg	16.859	6.9083	8.817	4.5658	9.8099	7.2302
Stddev	.284	.5037	1.185	1.1189	.5678	.0813
%RSD	1.6872	7.2915	13.44	24.507	5.7882	1.1250
Check ?	Chk Pass	Chk Pass	Chk Pass	Chk Pass	Chk Pass	Chk Pass
High Limit						
Low Limit						

Elem	Tl1908	V_2908	Zn2062	Si2516	Sr3464
IS Ref	(In2306)	(Y_3710)	(In2306)	(Y_3710)	(Y_3710)
Units	ppb	ppb	ppb	ppb	ppb
Avg	-2.5414	-3.0232	821.87	853.71	1057.6
Stddev	.9837	3.4034	19.56	6.18	2.7
%RSD	38.706	112.58	2.3802	.72369	.25633
Check ?	Chk Pass	Chk Pass	Chk Pass	Chk Pass	Chk Pass
High Limit					
Low Limit					

Int. Std.	In2306	Y_2243	Y_3600	Y_3710
Units	Cts/S	Cts/S	Cts/S	Cts/S
Avg	4749.1	5654.7	76400.	11872.
Stddev	3.6	45.0	86.	73.
%RSD	.07476	.79656	.11264	.61368
Check ?	Chk Pass	Chk Pass	Chk Pass	Chk Pass
Value	81.276%	130.11%	121.54%	137.62%
Range				

PDF created with pdfFactory Pro trial version www.pdffactory.com

Sample Name: 240-67309-a-1-b Acquired: 7/27/2016 17:58:47 Type: Unk
Method: ICP I9 Method 200.7-6010(v138) Mode: CONC Corr. Factor: 1.000000
User: analyst Custom ID1: Custom ID2: Custom ID3:
Comment:

Elem	Ag3280	Al3082	As1890	B_1826	Ba4554	Be3130	Ca3179
IS Ref	(Y_3600)	(Y_3710)	(Y_2243)	(Y_2243)	(Y_3710)	(Y_3710)	(Y_3710)
Units	ppb	ppb	ppb	ppb	ppb	ppb	ppb
Avg	-1.3188	31745.	20.380	29.799	179.95	1.6962	276380.
Stddev	.3080	231.	2.262	.888	.15	.0755	4748.
%RSD	23.355	.72662	11.099	2.9800	.08491	4.4517	1.7179
Check ?	Chk Pass	Chk Pass	Chk Pass	Chk Pass	Chk Pass	Chk Pass	Chk Pass
High Limit							
Low Limit							

Elem	Cd2288	Co2286	Cr2677	Cu3273	Fe2599	K_7664	Li6707
IS Ref	(Y_2243)	(In2306)	(Y_3600)	(Y_3600)	(Y_3710)	(Y_3710)	(Y_3710)
Units	ppb	ppb	ppb	ppb	ppb	ppb	ppb
Avg	1.431	21.864	142.89	78.554	51985.	4540.4	439.85
Stddev	.241	.296	.48	.793	30.	17.6	1.98
%RSD	16.81	1.3549	.33351	1.0092	.05765	.38770	.44936
Check ?	Chk Pass	Chk Pass	Chk Pass	Chk Pass	Chk Pass	Chk Pass	Chk Pass
High Limit							
Low Limit							

Elem	Mg2790	Mn2576	Mo2020	Na5895	Ni2316	Pb2203	Sb2175
IS Ref	(Y_3710)	(Y_3600)	(Y_2243)	(Y_3710)	(In2306)	(Y_2243)	(Y_2243)
Units	ppb	ppb	ppb	ppb	ppb	ppb	ppb
Avg	53480.	1353.6	6.9390	2419.9	105.77	117.01	2.530
Stddev	191.	4.0	.2250	127.8	1.42	1.41	1.627
%RSD	.35739	.29402	3.2420	5.2827	1.3428	1.2062	64.33
Check ?	Chk Pass	Chk Pass	Chk Pass	Chk Pass	Chk Pass	Chk Pass	Chk Pass
High Limit							
Low Limit							

PDF created with pdfFactory Pro trial version www.pdffactory.com

Sample Name: 240-67309-a-1-b Acquired: 7/27/2016 17:58:47 Type: Unk
Method: ICP I9 Method 200.7-6010(v138) Mode: CONC Corr. Factor: 1.000000
User: analyst Custom ID1: Custom ID2: Custom ID3:
Comment:

Elem	Se1960	Sn1899	Ti3372	Tl1908	V_2908	Zn2062	Si2516
IS Ref	(Y_2243)	(In2306)	(Y_3600)	(In2306)	(Y_3710)	(In2306)	(Y_3710)
Units	ppb	ppb	ppb	ppb	ppb	ppb	ppb
Avg	.81805	90.635	1086.5	6.7427	77.906	627.77	4867.2
Stddev	1.7528	1.161	2.7	.9614	1.649	5.75	42.6
%RSD	214.27	1.2809	.24533	14.259	2.1171	.91617	.87540
Check ?	Chk Pass	Chk Pass	Chk Pass	Chk Pass	Chk Pass	Chk Pass	Chk Pass
High Limit							
Low Limit							

Elem	Sr3464
IS Ref	(Y_3710)
Units	ppb
Avg	172.89
Stddev	3.70
%RSD	2.1401
Check ?	Chk Pass
High Limit	
Low Limit	

Int. Std.	In2306	Y_2243	Y_3600	Y_3710
Units	Cts/S	Cts/S	Cts/S	Cts/S
Avg	5171.4	4336.6	60587.	8542.2
Stddev	10.6	7.3	75.	37.2
%RSD	.20547	.16849	.12306	.43536
Check ?	Chk Pass	Chk Pass	Chk Pass	Chk Pass
Value	88.503%	99.778%	96.383%	99.017%
Range				

PDF created with pdfFactory Pro trial version www.pdffactory.com

Sample Name: 240-67309-a-2-b Acquired: 7/27/2016 18:02:54 Type: Unk
Method: ICP I9 Method 200.7-6010(v138) Mode: CONC Corr. Factor: 1.000000
User: analyst Custom ID1: Custom ID2: Custom ID3:
Comment:

Elem	Ag3280	Al3082	As1890	B_1826	Ba4554	Be3130	Ca3179
IS Ref	(Y_3600)	(Y_3710)	(Y_2243)	(Y_2243)	(Y_3710)	(Y_3710)	(Y_3710)
Units	ppb	ppb	ppb	ppb	ppb	ppb	ppb
Avg	-1.3626	29498.	23.193	33.208	192.71	1.6232	313990.
Stddev	.2806	63.	.311	.575	.52	.0225	2063.
%RSD	20.594	.21296	1.3404	1.7313	.26972	1.3887	.65687
Check ?	Chk Pass	Chk Pass	Chk Pass	Chk Pass	Chk Pass	Chk Pass	Chk Pass
High Limit							
Low Limit							

Elem	Cd2288	Co2286	Cr2677	Cu3273	Fe2599	K_7664	Li6707
IS Ref	(Y_2243)	(In2306)	(Y_3600)	(Y_3600)	(Y_3710)	(Y_3710)	(Y_3710)
Units	ppb	ppb	ppb	ppb	ppb	ppb	ppb
Avg	1.457	21.671	117.76	92.213	55899.	4695.6	416.50
Stddev	.087	.310	.35	.992	83.	49.1	.66
%RSD	5.943	1.4326	.29959	1.0758	.14873	1.0454	.15793
Check ?	Chk Pass	Chk Pass	Chk Pass	Chk Pass	Chk Pass	Chk Pass	Chk Pass
High Limit							
Low Limit							

Elem	Mg2790	Mn2576	Mo2020	Na5895	Ni2316	Pb2203	Sb2175
IS Ref	(Y_3710)	(Y_3600)	(Y_2243)	(Y_3710)	(In2306)	(Y_2243)	(Y_2243)
Units	ppb	ppb	ppb	ppb	ppb	ppb	ppb
Avg	50681.	1515.2	8.2581	1576.6	99.266	131.96	1.710
Stddev	113.	.3	.1430	25.1	2.242	1.89	2.109
%RSD	.22301	.01902	1.7321	1.5892	2.2588	1.4329	123.4
Check ?	Chk Pass	Chk Pass	Chk Pass	Chk Pass	Chk Pass	Chk Pass	Chk Pass
High Limit							
Low Limit							

PDF created with pdfFactory Pro trial version www.pdffactory.com

Sample Name: 240-67309-a-2-b Acquired: 7/27/2016 18:02:54 Type: Unk
Method: ICP I9 Method 200.7-6010(v138) Mode: CONC Corr. Factor: 1.000000
User: analyst Custom ID1: Custom ID2: Custom ID3:
Comment:

Elem	Se1960	Sn1899	Ti3372	Tl1908	V_2908	Zn2062	Si2516
IS Ref	(Y_2243)	(In2306)	(Y_3600)	(In2306)	(Y_3710)	(In2306)	(Y_3710)
Units	ppb	ppb	ppb	ppb	ppb	ppb	ppb
Avg	1.9240	34.052	1059.4	7.4434	72.605	294.72	5088.0
Stddev	3.7963	1.232	.4	.5371	3.448	4.44	27.0
%RSD	197.32	3.6183	.03898	7.2164	4.7489	1.5058	.52988
Check ?	Chk Pass	Chk Pass	Chk Pass	Chk Pass	Chk Pass	Chk Pass	Chk Pass
High Limit							
Low Limit							

Elem	Sr3464
IS Ref	(Y_3710)
Units	ppb
Avg	204.41
Stddev	3.65
%RSD	1.7876
Check ?	Chk Pass
High Limit	
Low Limit	

Int. Std.	In2306	Y_2243	Y_3600	Y_3710
Units	Cts/S	Cts/S	Cts/S	Cts/S
Avg	5137.5	4316.7	60274.	8574.6
Stddev	14.0	4.4	114.	10.7
%RSD	.27316	.10150	.18980	.12495
Check ?	Chk Pass	Chk Pass	Chk Pass	Chk Pass
Value	87.924%	99.320%	95.885%	99.392%
Range				

PDF created with pdfFactory Pro trial version www.pdffactory.com

Sample Name: 240-67309-a-3-b Acquired: 7/27/2016 18:07:00 Type: Unk
Method: ICP I9 Method 200.7-6010(v138) Mode: CONC Corr. Factor: 1.000000
User: analyst Custom ID1: Custom ID2: Custom ID3:
Comment:

Elem	Ag3280	Al3082	As1890	B_1826	Ba4554	Be3130	Ca3179
IS Ref	(Y_3600)	(Y_3710)	(Y_2243)	(Y_2243)	(Y_3710)	(Y_3710)	(Y_3710)
Units	ppb	ppb	ppb	ppb	ppb	ppb	ppb
Avg	-.92654	29370.	19.005	28.418	167.87	1.7117	282340.
Stddev	.66770	108.	.966	.310	.08	.0365	1595.
%RSD	72.064	.36610	5.0841	1.0895	.04920	2.1339	.56502
Check ?	Chk Pass	Chk Pass	Chk Pass	Chk Pass	Chk Pass	Chk Pass	Chk Pass
High Limit							
Low Limit							

Elem	Cd2288	Co2286	Cr2677	Cu3273	Fe2599	K_7664	Li6707
IS Ref	(Y_2243)	(In2306)	(Y_3600)	(Y_3600)	(Y_3710)	(Y_3710)	(Y_3710)
Units	ppb	ppb	ppb	ppb	ppb	ppb	ppb
Avg	1.481	20.157	95.210	87.410	50584.	4380.4	376.91
Stddev	.146	.151	.457	.803	63.	11.4	2.19
%RSD	9.850	.74841	.47959	.91902	.12376	.26014	.58127
Check ?	Chk Pass	Chk Pass	Chk Pass	Chk Pass	Chk Pass	Chk Pass	Chk Pass
High Limit							
Low Limit							

Elem	Mg2790	Mn2576	Mo2020	Na5895	Ni2316	Pb2203	Sb2175
IS Ref	(Y_3710)	(Y_3600)	(Y_2243)	(Y_3710)	(In2306)	(Y_2243)	(Y_2243)
Units	ppb	ppb	ppb	ppb	ppb	ppb	ppb
Avg	55315.	1240.5	6.4513	1291.8	84.016	67.542	1.645
Stddev	83.	1.7	.1878	18.9	.775	.407	.672
%RSD	.14987	.13367	2.9110	1.4652	.92187	.60285	40.85
Check ?	Chk Pass	Chk Pass	Chk Pass	Chk Pass	Chk Pass	Chk Pass	Chk Pass
High Limit							
Low Limit							

PDF created with pdfFactory Pro trial version www.pdffactory.com

Sample Name: 240-67309-a-3-b Acquired: 7/27/2016 18:07:00 Type: Unk
Method: ICP I9 Method 200.7-6010(v138) Mode: CONC Corr. Factor: 1.000000
User: analyst Custom ID1: Custom ID2: Custom ID3:
Comment:

Elem	Se1960	Sn1899	Ti3372	Tl1908	V_2908	Zn2062	Si2516
IS Ref	(Y_2243)	(In2306)	(Y_3600)	(In2306)	(Y_3710)	(In2306)	(Y_3710)
Units	ppb	ppb	ppb	ppb	ppb	ppb	ppb
Avg	3.3297	32.338	1112.9	5.8845	72.568	315.65	4874.7
Stddev	.4658	.611	.7	.8011	2.242	2.93	8.6
%RSD	13.990	1.8881	.06140	13.614	3.0897	.92981	.17547
Check ?	Chk Pass	Chk Pass	Chk Pass	Chk Pass	Chk Pass	Chk Pass	Chk Pass
High Limit							
Low Limit							

Elem	Sr3464
IS Ref	(Y_3710)
Units	ppb
Avg	175.60
Stddev	1.08
%RSD	.61729
Check ?	Chk Pass
High Limit	
Low Limit	

Int. Std.	In2306	Y_2243	Y_3600	Y_3710
Units	Cts/S	Cts/S	Cts/S	Cts/S
Avg	5146.7	4305.8	60480.	8513.6
Stddev	7.3	5.8	142.	6.5
%RSD	.14103	.13519	.23408	.07658
Check ?	Chk Pass	Chk Pass	Chk Pass	Chk Pass
Value	88.081%	99.070%	96.213%	98.685%
Range				

PDF created with pdfFactory Pro trial version www.pdffactory.com

Sample Name: 240-67309-a-4-b Acquired: 7/27/2016 18:11:08 Type: Unk
Method: ICP I9 Method 200.7-6010(v138) Mode: CONC Corr. Factor: 1.000000
User: analyst Custom ID1: Custom ID2: Custom ID3:
Comment:

Elem	Ag3280	Al3082	As1890	B_1826	Ba4554	Be3130	Ca3179
IS Ref	(Y_3600)	(Y_3710)	(Y_2243)	(Y_2243)	(Y_3710)	(Y_3710)	(Y_3710)
Units	ppb	ppb	ppb	ppb	ppb	ppb	ppb
Avg	-1.0639	31904.	20.219	35.255	215.77	1.7850	410910.
Stddev	.7609	113.	1.250	.881	.39	.0120	4148.
%RSD	71.519	.35303	6.1800	2.4983	.17907	.67216	1.0093
Check ?	Chk Pass	Chk Pass	Chk Pass	Chk Pass	Chk Pass	Chk Pass	Chk Pass
High Limit							
Low Limit							

Elem	Cd2288	Co2286	Cr2677	Cu3273	Fe2599	K_7664	Li6707
IS Ref	(Y_2243)	(In2306)	(Y_3600)	(Y_3600)	(Y_3710)	(Y_3710)	(Y_3710)
Units	ppb	ppb	ppb	ppb	ppb	ppb	ppb
Avg	1.577	23.736	168.87	114.15	56181.	4875.2	385.84
Stddev	.060	.209	.20	.73	179.	30.4	4.21
%RSD	3.776	.87904	.11655	.64101	.31779	.62342	1.0904
Check ?	Chk Pass	Chk Pass	Chk Pass	Chk Pass	Chk Pass	Chk Pass	Chk Pass
High Limit							
Low Limit							

Elem	Mg2790	Mn2576	Mo2020	Na5895	Ni2316	Pb2203	Sb2175
IS Ref	(Y_3710)	(Y_3600)	(Y_2243)	(Y_3710)	(In2306)	(Y_2243)	(Y_2243)
Units	ppb	ppb	ppb	ppb	ppb	ppb	ppb
Avg	63768.	1837.0	9.1497	1289.9	125.15	81.559	1.774
Stddev	239.	3.6	.2629	7.9	1.50	1.259	.725
%RSD	.37441	.19668	2.8731	.60900	1.1954	1.5440	40.90
Check ?	Chk Pass	Chk Pass	Chk Pass	Chk Pass	Chk Pass	Chk Pass	Chk Pass
High Limit							
Low Limit							

PDF created with pdfFactory Pro trial version www.pdffactory.com

Sample Name: 240-67309-a-4-b Acquired: 7/27/2016 18:11:08 Type: Unk
Method: ICP I9 Method 200.7-6010(v138) Mode: CONC Corr. Factor: 1.000000
User: analyst Custom ID1: Custom ID2: Custom ID3:
Comment:

Elem	Se1960	Sn1899	Ti3372	Tl1908	V_2908	Zn2062	Si2516
IS Ref	(Y_2243)	(In2306)	(Y_3600)	(In2306)	(Y_3710)	(In2306)	(Y_3710)
Units	ppb	ppb	ppb	ppb	ppb	ppb	ppb
Avg	1.5682	37.128	1173.3	8.9051	76.736	311.67	5306.9
Stddev	1.0328	.942	1.8	.1430	1.457	2.93	8.6
%RSD	65.857	2.5373	.15756	1.6062	1.8982	.94037	.16224
Check ?	Chk Pass	Chk Pass	Chk Pass	Chk Pass	Chk Pass	Chk Pass	Chk Pass
High Limit							
Low Limit							

Elem	Sr3464
IS Ref	(Y_3710)
Units	ppb
Avg	260.43
Stddev	2.25
%RSD	.86250
Check ?	Chk Pass
High Limit	
Low Limit	

Int. Std.	In2306	Y_2243	Y_3600	Y_3710
Units	Cts/S	Cts/S	Cts/S	Cts/S
Avg	5022.4	4281.8	59354.	8490.8
Stddev	9.1	3.9	93.	42.5
%RSD	.18164	.09144	.15625	.50022
Check ?	Chk Pass	Chk Pass	Chk Pass	Chk Pass
Value	85.955%	98.518%	94.421%	98.421%
Range				

PDF created with pdfFactory Pro trial version www.pdffactory.com

Sample Name: 240-67309-a-5-b Acquired: 7/27/2016 18:15:13 Type: Unk
Method: ICP I9 Method 200.7-6010(v138) Mode: CONC Corr. Factor: 1.000000
User: analyst Custom ID1: Custom ID2: Custom ID3:
Comment:

Elem	Ag3280	Al3082	As1890	B_1826	Ba4554	Be3130	Ca3179
IS Ref	(Y_3600)	(Y_3710)	(Y_2243)	(Y_2243)	(Y_3710)	(Y_3710)	(Y_3710)
Units	ppb	ppb	ppb	ppb	ppb	ppb	ppb
Avg	-1.2645	41893.	30.900	45.201	344.38	2.3691	460030.
Stddev	.1273	43.	2.078	.535	.12	.0783	5787.
%RSD	10.066	.10286	6.7263	1.1832	.03510	3.3044	1.2579
Check ?	Chk Pass	Chk Pass	Chk Pass	Chk Pass	Chk Pass	Chk Pass	Chk Pass
High Limit							
Low Limit							

Elem	Cd2288	Co2286	Cr2677	Cu3273	Fe2599	K_7664	Li6707
IS Ref	(Y_2243)	(In2306)	(Y_3600)	(Y_3600)	(Y_3710)	(Y_3710)	(Y_3710)
Units	ppb	ppb	ppb	ppb	ppb	ppb	ppb
Avg	2.192	31.689	183.84	217.35	77603.	6365.3	403.73
Stddev	.084	.483	.56	.65	63.	25.6	.55
%RSD	3.828	1.5239	.30339	.30110	.08083	.40203	.13682
Check ?	Chk Pass	Chk Pass	Chk Pass	Chk Pass	Chk Pass	Chk Pass	Chk Pass
High Limit							
Low Limit							

Elem	Mg2790	Mn2576	Mo2020	Na5895	Ni2316	Pb2203	Sb2175
IS Ref	(Y_3710)	(Y_3600)	(Y_2243)	(Y_3710)	(In2306)	(Y_2243)	(Y_2243)
Units	ppb	ppb	ppb	ppb	ppb	ppb	ppb
Avg	72928.	2524.2	17.583	1317.2	148.36	126.01	-.4253
Stddev	141.	2.2	.489	11.6	1.37	2.81	1.586
%RSD	.19375	.08540	2.7802	.87796	.92374	2.2269	372.8
Check ?	Chk Pass	Chk Pass	Chk Pass	Chk Pass	Chk Pass	Chk Pass	Chk Pass
High Limit							
Low Limit							

PDF created with pdfFactory Pro trial version www.pdffactory.com

Sample Name: 240-67309-a-5-b Acquired: 7/27/2016 18:15:13 Type: Unk
Method: ICP I9 Method 200.7-6010(v138) Mode: CONC Corr. Factor: 1.000000
User: analyst Custom ID1: Custom ID2: Custom ID3:
Comment:

Elem	Se1960	Sn1899	Ti3372	Tl1908	V_2908	Zn2062	Si2516
IS Ref	(Y_2243)	(In2306)	(Y_3600)	(In2306)	(Y_3710)	(In2306)	(Y_3710)
Units	ppb	ppb	ppb	ppb	ppb	ppb	ppb
Avg	-1.1527	38.874	1172.5	11.416	96.214	360.66	5177.7
Stddev	1.1357	.420	1.3	.354	3.489	6.07	9.7
%RSD	98.526	1.0793	.11357	3.0984	3.6262	1.6818	.18820
Check ?	Chk Pass	Chk Pass	Chk Pass	Chk Pass	Chk Pass	Chk Pass	Chk Pass
High Limit							
Low Limit							

Elem	Sr3464
IS Ref	(Y_3710)
Units	ppb
Avg	303.92
Stddev	1.20
%RSD	.39357
Check ?	Chk Pass
High Limit	
Low Limit	

Int. Std.	In2306	Y_2243	Y_3600	Y_3710
Units	Cts/S	Cts/S	Cts/S	Cts/S
Avg	4960.1	4294.8	59838.	8518.1
Stddev	7.1	2.0	116.	39.2
%RSD	.14410	.04719	.19399	.45986
Check ?	Chk Pass	Chk Pass	Chk Pass	Chk Pass
Value	84.887%	98.816%	95.191%	98.738%
Range				

PDF created with pdfFactory Pro trial version www.pdffactory.com

Sample Name: 240-67309-a-6-b Acquired: 7/27/2016 18:19:17 Type: Unk
Method: ICP I9 Method 200.7-6010(v138) Mode: CONC Corr. Factor: 1.000000
User: analyst Custom ID1: Custom ID2: Custom ID3:
Comment:

Elem	Ag3280	Al3082	As1890	B_1826	Ba4554	Be3130	Ca3179
IS Ref	(Y_3600)	(Y_3710)	(Y_2243)	(Y_2243)	(Y_3710)	(Y_3710)	(Y_3710)
Units	ppb	ppb	ppb	ppb	ppb	ppb	ppb
Avg	-.81591	29686.	35.801	40.502	280.58	1.8292	437690.
Stddev	.50915	74.	2.842	.158	.51	.0710	3780.
%RSD	62.403	.25071	7.9394	.39076	.18207	3.8804	.86362
Check ?	Chk Pass	Chk Pass	Chk Pass	Chk Pass	Chk Pass	Chk Pass	Chk Pass
High Limit							
Low Limit							

Elem	Cd2288	Co2286	Cr2677	Cu3273	Fe2599	K_7664	Li6707
IS Ref	(Y_2243)	(In2306)	(Y_3600)	(Y_3600)	(Y_3710)	(Y_3710)	(Y_3710)
Units	ppb	ppb	ppb	ppb	ppb	ppb	ppb
Avg	2.497	22.324	186.51	167.41	62707.	4268.9	387.48
Stddev	.146	.211	.89	.74	130.	30.0	1.37
%RSD	5.858	.94480	.47492	.43982	.20733	.70233	.35314
Check ?	Chk Pass	Chk Pass	Chk Pass	Chk Pass	Chk Pass	Chk Pass	Chk Pass
High Limit							
Low Limit							

Elem	Mg2790	Mn2576	Mo2020	Na5895	Ni2316	Pb2203	Sb2175
IS Ref	(Y_3710)	(Y_3600)	(Y_2243)	(Y_3710)	(In2306)	(Y_2243)	(Y_2243)
Units	ppb	ppb	ppb	ppb	ppb	ppb	ppb
Avg	62403.	1596.2	13.167	1143.8	156.90	2959.7	348.9
Stddev	229.	1.2	.078	2.1	1.81	28.1	6.5
%RSD	.36760	.07267	.59385	.18343	1.1522	.95050	1.857
Check ?	Chk Pass	Chk Pass	Chk Pass	Chk Pass	Chk Pass	Chk Pass	Chk Pass
High Limit							
Low Limit							

PDF created with pdfFactory Pro trial version www.pdffactory.com

Sample Name: 240-67309-a-6-b Acquired: 7/27/2016 18:19:17 Type: Unk
Method: ICP I9 Method 200.7-6010(v138) Mode: CONC Corr. Factor: 1.000000
User: analyst Custom ID1: Custom ID2: Custom ID3:
Comment:

Elem	Se1960	Sn1899	Ti3372	Tl1908	V_2908	Zn2062	Si2516
IS Ref	(Y_2243)	(In2306)	(Y_3600)	(In2306)	(Y_3710)	(In2306)	(Y_3710)
Units	ppb	ppb	ppb	ppb	ppb	ppb	ppb
Avg	3.1663	627.47	1018.3	8.8079	75.981	356.21	5030.3
Stddev	.6947	9.23	1.4	.7802	2.745	6.52	18.0
%RSD	21.940	1.4711	.14238	8.8579	3.6125	1.8309	.35739
Check ?	Chk Pass	Chk Pass	Chk Pass	Chk Pass	Chk Pass	Chk Pass	Chk Pass
High Limit							
Low Limit							

Elem	Sr3464
IS Ref	(Y_3710)
Units	ppb
Avg	271.37
Stddev	4.74
%RSD	1.7470
Check ?	Chk Pass
High Limit	
Low Limit	

Int. Std.	In2306	Y_2243	Y_3600	Y_3710
Units	Cts/S	Cts/S	Cts/S	Cts/S
Avg	5003.8	4260.7	59337.	8412.3
Stddev	5.8	2.0	94.	24.9
%RSD	.11672	.04791	.15870	.29603
Check ?	Chk Pass	Chk Pass	Chk Pass	Chk Pass
Value	85.636%	98.032%	94.395%	97.512%
Range				

PDF created with pdfFactory Pro trial version www.pdffactory.com

Sample Name: 240-67309-a-7-b Acquired: 7/27/2016 18:23:20 Type: Unk
Method: ICP I9 Method 200.7-6010(v138) Mode: CONC Corr. Factor: 1.000000
User: analyst Custom ID1: Custom ID2: Custom ID3:
Comment:

Elem	Ag3280	Al3082	As1890	B_1826	Ba4554	Be3130	Ca3179
IS Ref	(Y_3600)	(Y_3710)	(Y_2243)	(Y_2243)	(Y_3710)	(Y_3710)	(Y_3710)
Units	ppb	ppb	ppb	ppb	ppb	ppb	ppb
Avg	-.89698	26249.	27.076	36.761	361.65	1.4325	378370.
Stddev	.42586	119.	.692	.423	.62	.0282	7638.
%RSD	47.478	.45388	2.5555	1.1509	.17188	1.9699	2.0185
Check ?	Chk Pass	Chk Pass	Chk Pass	Chk Pass	Chk Pass	Chk Pass	Chk Pass
High Limit							
Low Limit							

Elem	Cd2288	Co2286	Cr2677	Cu3273	Fe2599	K_7664	Li6707
IS Ref	(Y_2243)	(In2306)	(Y_3600)	(Y_3600)	(Y_3710)	(Y_3710)	(Y_3710)
Units	ppb	ppb	ppb	ppb	ppb	ppb	ppb
Avg	2.191	20.154	91.264	157.83	65881.	3503.1	359.38
Stddev	.101	.505	.320	.39	177.	49.6	5.52
%RSD	4.612	2.5059	.35044	.24922	.26849	1.4167	1.5361
Check ?	Chk Pass	Chk Pass	Chk Pass	Chk Pass	Chk Pass	Chk Pass	Chk Pass
High Limit							
Low Limit							

Elem	Mg2790	Mn2576	Mo2020	Na5895	Ni2316	Pb2203	Sb2175
IS Ref	(Y_3710)	(Y_3600)	(Y_2243)	(Y_3710)	(In2306)	(Y_2243)	(Y_2243)
Units	ppb	ppb	ppb	ppb	ppb	ppb	ppb
Avg	52902.	1585.8	11.154	1054.8	104.42	282.38	2.875
Stddev	129.	2.8	.117	4.2	1.50	3.65	2.863
%RSD	.24447	.17948	1.0490	.40026	1.4394	1.2913	99.59
Check ?	Chk Pass	Chk Pass	Chk Pass	Chk Pass	Chk Pass	Chk Pass	Chk Pass
High Limit							
Low Limit							

PDF created with pdfFactory Pro trial version www.pdffactory.com

Sample Name: 240-67309-a-7-b Acquired: 7/27/2016 18:23:20 Type: Unk
Method: ICP I9 Method 200.7-6010(v138) Mode: CONC Corr. Factor: 1.000000
User: analyst Custom ID1: Custom ID2: Custom ID3:
Comment:

Elem	Se1960	Sn1899	Ti3372	Tl1908	V_2908	Zn2062	Si2516
IS Ref	(Y_2243)	(In2306)	(Y_3600)	(In2306)	(Y_3710)	(In2306)	(Y_3710)
Units	ppb	ppb	ppb	ppb	ppb	ppb	ppb
Avg	2.9710	46.293	949.12	7.6284	66.296	415.23	4793.9
Stddev	2.2851	1.539	1.61	1.1206	1.007	5.91	31.1
%RSD	76.912	3.3236	.16918	14.690	1.5192	1.4244	.64846
Check ?	Chk Pass	Chk Pass	Chk Pass	Chk Pass	Chk Pass	Chk Pass	Chk Pass
High Limit							
Low Limit							

Elem	Sr3464
IS Ref	(Y_3710)
Units	ppb
Avg	249.48
Stddev	2.20
%RSD	.88324
Check ?	Chk Pass
High Limit	
Low Limit	

Int. Std.	In2306	Y_2243	Y_3600	Y_3710
Units	Cts/S	Cts/S	Cts/S	Cts/S
Avg	5072.1	4268.5	59804.	8379.5
Stddev	7.8	3.9	58.	36.1
%RSD	.15282	.09237	.09727	.43038
Check ?	Chk Pass	Chk Pass	Chk Pass	Chk Pass
Value	86.805%	98.213%	95.137%	97.130%
Range				

PDF created with pdfFactory Pro trial version www.pdffactory.com

Sample Name: CCV-2632473 Acquired: 7/27/2016 18:27:29 Type: QC
Method: ICP I9 Method 200.7-6010(v138) Mode: CONC Corr. Factor: 1.000000
User: analyst Custom ID1: Custom ID2: Custom ID3:
Comment:

Elem	Ag3280	Al3082	As1890	B_1826	Ba4554	Be3130	Ca3179	Cd2288
IS Ref	(Y_3600)	(Y_3710)	(Y_2243)	(Y_2243)	(Y_3710)	(Y_3710)	(Y_3710)	(Y_2243)
Units	ppb	ppb	ppb	ppb	ppb	ppb	ppb	ppb
Avg	1005.2	23903.	490.76	5118.2	1957.7	1954.2	49654.	495.0
Stddev	1.7	49.	4.63	18.6	1.9	2.0	42.	3.6
%RSD	.16450	.20436	.94430	.36330	.09899	.10051	.08543	.7233
Check ?	Chk Pass	Chk Pass	Chk Pass	Chk Pass	Chk Pass	Chk Pass	Chk Pass	Chk Pass
Value								
Range								

Elem	Co2286	Cr2677	Cu3273	Fe2599	K_7664	Li6707	Mg2790	Mn2576
IS Ref	(In2306)	(Y_3600)	(Y_3600)	(Y_3710)	(Y_3710)	(Y_3710)	(Y_3710)	(Y_3600)
Units	ppb	ppb	ppb	ppb	ppb	ppb	ppb	ppb
Avg	1989.6	1933.6	1927.7	25036.	48802.	5032.0	48767.	1967.9
Stddev	19.6	4.8	2.7	27.	40.	2.7	77.	3.9
%RSD	.98527	.24570	.13793	.10897	.08178	.05369	.15724	.19671
Check ?	Chk Pass	Chk Pass	Chk Pass	Chk Pass	Chk Pass	Chk Pass	Chk Pass	Chk Pass
Value								
Range								

Elem	Mo2020	Na5895	Ni2316	Pb2203	Sb2175	Se1960	Sn1899	Ti3372
IS Ref	(Y_2243)	(Y_3710)	(In2306)	(Y_2243)	(Y_2243)	(Y_2243)	(In2306)	(Y_3600)
Units	ppb	ppb	ppb	ppb	ppb	ppb	ppb	ppb
Avg	1982.1	47723.	1992.7	482.31	507.6	505.59	5100.7	5069.1
Stddev	19.3	41.	18.6	5.11	3.6	3.98	53.1	13.2
%RSD	.97231	.08605	.93190	1.0593	.7070	.78684	1.0415	.26091
Check ?	Chk Pass	Chk Pass	Chk Pass	Chk Pass	Chk Pass	Chk Pass	Chk Pass	Chk Pass
Value								
Range								

PDF created with pdfFactory Pro trial version www.pdffactory.com

Sample Name: CCV-2632473 Acquired: 7/27/2016 18:27:29 Type: QC
Method: ICP I9 Method 200.7-6010(v138) Mode: CONC Corr. Factor: 1.000000
User: analyst Custom ID1: Custom ID2: Custom ID3:
Comment:

Elem	Tl1908	V_2908	Zn2062	Si2516	Sr3464
IS Ref	(In2306)	(Y_3710)	(In2306)	(Y_3710)	(Y_3710)
Units	ppb	ppb	ppb	ppb	ppb
Avg	1003.5	1949.7	2059.4	5177.6	4924.1
Stddev	7.7	2.9	21.1	49.0	8.5
%RSD	.77194	.15034	1.0225	.94575	.17215
Check ?	Chk Pass	Chk Pass	Chk Pass	Chk Pass	Chk Pass
Value					
Range					

Int. Std.	In2306	Y_2243	Y_3600	Y_3710
Units	Cts/S	Cts/S	Cts/S	Cts/S
Avg	5240.8	4247.3	58927.	8161.9
Stddev	12.0	11.8	114.	7.5
%RSD	.22805	.27791	.19293	.09207

PDF created with pdfFactory Pro trial version www.pdffactory.com

Sample Name: CCB Acquired: 7/27/2016 18:31:22 Type: QC
Method: ICP I9 Method 200.7-6010(v138) Mode: CONC Corr. Factor: 1.000000
User: analyst Custom ID1: Custom ID2: Custom ID3:
Comment:

Elem	Ag3280	Al3082	As1890	B_1826	Ba4554	Be3130	Ca3179
IS Ref	(Y_3600)	(Y_3710)	(Y_2243)	(Y_2243)	(Y_3710)	(Y_3710)	(Y_3710)
Units	ppb	ppb	ppb	ppb	ppb	ppb	ppb
Avg	-.18542	-.69705	.09681	5.2958	.36625	.04185	10.560
Stddev	.20597	11.777	1.3257	.5188	.18147	.04086	1.313
%RSD	111.09	1689.6	1369.4	9.7970	49.549	97.638	12.433
Check ?	Chk Pass	Chk Pass	Chk Pass	Chk Pass	Chk Pass	Chk Pass	Chk Pass
High Limit							
Low Limit							

Elem	Cd2288	Co2286	Cr2677	Cu3273	Fe2599	K_7664	Li6707
IS Ref	(Y_2243)	(In2306)	(Y_3600)	(Y_3600)	(Y_3710)	(Y_3710)	(Y_3710)
Units	ppb	ppb	ppb	ppb	ppb	ppb	ppb
Avg	-.0238	.06390	-.21594	1.7275	1.5450	201.11	F 256.48
Stddev	.0933	.06916	.09709	.1684	.6359	22.11	1.95
%RSD	391.2	108.24	44.963	9.7453	41.158	10.996	.75940
Check ?	Chk Pass	Chk Pass	Chk Pass	Chk Pass	Chk Pass	Chk Pass	Chk Fail
High Limit							50.000
Low Limit							-50.000

Elem	Mg2790	Mn2576	Mo2020	Na5895	Ni2316	Pb2203	Sb2175
IS Ref	(Y_3710)	(Y_3600)	(Y_2243)	(Y_3710)	(In2306)	(Y_2243)	(Y_2243)
Units	ppb	ppb	ppb	ppb	ppb	ppb	ppb
Avg	31.813	.38128	3.1420	315.73	.44385	1.3692	1.464
Stddev	22.955	.00974	.3076	4.28	.05842	1.4617	2.043
%RSD	72.156	2.5556	9.7890	1.3558	13.162	106.76	139.5
Check ?	Chk Pass	Chk Pass	Chk Pass	Chk Pass	Chk Pass	Chk Pass	Chk Pass
High Limit							
Low Limit							

PDF created with pdfFactory Pro trial version www.pdffactory.com

Sample Name: CCB Acquired: 7/27/2016 18:31:22 Type: QC
Method: ICP I9 Method 200.7-6010(v138) Mode: CONC Corr. Factor: 1.000000
User: analyst Custom ID1: Custom ID2: Custom ID3:
Comment:

Elem	Se1960	Sn1899	Ti3372	Tl1908	V_2908	Zn2062	Si2516
IS Ref	(Y_2243)	(In2306)	(Y_3600)	(In2306)	(Y_3710)	(In2306)	(Y_3710)
Units	ppb	ppb	ppb	ppb	ppb	ppb	ppb
Avg	.64281	.33636	1.8713	-.58818	-.52107	.29754	-19.497
Stddev	2.1518	.15373	.2204	.32973	.70339	.08762	4.902
%RSD	334.74	45.705	11.777	56.059	134.99	29.447	25.143
Check ?	Chk Pass	Chk Pass	Chk Pass	Chk Pass	Chk Pass	Chk Pass	Chk Pass
High Limit							
Low Limit							

Elem	Sr3464
IS Ref	(Y_3710)
Units	ppb
Avg	-.03461
Stddev	.67521
%RSD	1950.8
Check ?	Chk Pass
High Limit	
Low Limit	

Int. Std.	In2306	Y_2243	Y_3600	Y_3710
Units	Cts/S	Cts/S	Cts/S	Cts/S
Avg	5914.7	4419.1	62499.	8243.9
Stddev	1.1	3.6	60.	16.8
%RSD	.01833	.08256	.09527	.20372

PDF created with pdfFactory Pro trial version www.pdffactory.com

Sample Name: 240-67388-a-4-a@5 Acquired: 7/27/2016 18:35:34 Type: Unk
Method: ICP I9 Method 200.7-6010(v138) Mode: CONC Corr. Factor: 1.000000
User: analyst Custom ID1: Custom ID2: Custom ID3:
Comment:

Elem	Ag3280	Al3082	As1890	B_1826	Ba4554	Be3130	Ca3179	Cd2288
IS Ref	(Y_3600)	(Y_3710)	(Y_2243)	(Y_2243)	(Y_3710)	(Y_3710)	(Y_3710)	(Y_2243)
Units	ppb	ppb	ppb	ppb	ppb	ppb	ppb	ppb
Avg	-.94548	16.686	7.8653	5051.1	3.5358	-.01573	4417.7	-.0032
Stddev	.32267	16.812	.3479	27.2	.0639	.08321	10.9	.0412
%RSD	34.128	100.75	4.4231	.53929	1.8059	528.99	.24686	1278.
Check ?	Chk Pass	Chk Pass	Chk Pass	Chk Pass	Chk Pass	Chk Pass	Chk Pass	Chk Pass
High Limit								
Low Limit								

Elem	Co2286	Cr2677	Cu3273	Fe2599	K_7664	Li6707	Mg2790	Mn2576
IS Ref	(In2306)	(Y_3600)	(Y_3600)	(Y_3710)	(Y_3710)	(Y_3710)	(Y_3710)	(Y_3600)
Units	ppb	ppb	ppb	ppb	ppb	ppb	ppb	ppb
Avg	.52598	.79890	1.7287	63.335	491.69	273.12	2470.3	45.133
Stddev	.26834	.12859	.2257	2.384	9.73	3.00	1.9	.192
%RSD	51.017	16.095	13.057	3.7644	1.9795	1.0996	.07885	.42526
Check ?	Chk Pass	Chk Pass	Chk Pass	Chk Pass	Chk Pass	Chk Pass	Chk Pass	Chk Pass
High Limit								
Low Limit								

Elem	Mo2020	Na5895	Ni2316	Pb2203	Sb2175	Se1960	Sn1899	Ti3372
IS Ref	(Y_2243)	(Y_3710)	(In2306)	(Y_2243)	(Y_2243)	(Y_2243)	(In2306)	(Y_3600)
Units	ppb	ppb	ppb	ppb	ppb	ppb	ppb	ppb
Avg	1.3830	75039.	.85851	.79377	-.4504	-.15430	.43834	1.9947
Stddev	.1585	116.	.23159	.17823	.7231	1.1100	.66077	.0524
%RSD	11.457	.15467	26.976	22.453	160.5	719.37	150.74	2.6264
Check ?	Chk Pass	Chk Pass	Chk Pass	Chk Pass	Chk Pass	Chk Pass	Chk Pass	Chk Pass
High Limit								
Low Limit								

PDF created with pdfFactory Pro trial version www.pdffactory.com

Sample Name: 240-67388-a-4-a@5 Acquired: 7/27/2016 18:35:34 Type: Unk
Method: ICP I9 Method 200.7-6010(v138) Mode: CONC Corr. Factor: 1.000000
User: analyst Custom ID1: Custom ID2: Custom ID3:
Comment:

Elem	Tl1908	V_2908	Zn2062	Si2516	Sr3464
IS Ref	(In2306)	(Y_3710)	(In2306)	(Y_3710)	(Y_3710)
Units	ppb	ppb	ppb	ppb	ppb
Avg	1.0371	-2.0889	.88597	2993.4	11.363
Stddev	1.5319	1.7807	.06803	25.3	6.006
%RSD	147.70	85.246	7.6783	.84627	52.860
Check ?	Chk Pass	Chk Pass	Chk Pass	Chk Pass	Chk Pass
High Limit					
Low Limit					

Int. Std.	In2306	Y_2243	Y_3600	Y_3710
Units	Cts/S	Cts/S	Cts/S	Cts/S
Avg	5555.0	4332.5	60428.	8239.1
Stddev	20.1	16.6	209.	40.9
%RSD	.36247	.38327	.34621	.49693
Check ?	Chk Pass	Chk Pass	Chk Pass	Chk Pass
Value	95.069%	99.685%	96.130%	95.504%
Range				

PDF created with pdfFactory Pro trial version www.pdffactory.com

Sample Name: mb 240-239650/1-a Acquired: 7/27/2016 18:39:41 Type: QC
Method: ICP I9 Method 200.7-6010(v138) Mode: CONC Corr. Factor: 1.000000
User: analyst Custom ID1: Custom ID2: Custom ID3:
Comment:

Elem	Ag3280	Al3082	As1890	B_1826	Ba4554	Be3130	Ca3179
IS Ref	(Y_3600)	(Y_3710)	(Y_2243)	(Y_2243)	(Y_3710)	(Y_3710)	(Y_3710)
Units	ppb	ppb	ppb	ppb	ppb	ppb	ppb
Avg	-.53177	33.121	-.02758	8.5084	1.7979	.00842	360.15
Stddev	.23874	10.712	.74800	.8160	.0386	.08329	3.49
%RSD	44.895	32.342	2711.9	9.5907	2.1494	989.77	.96861
Check ?	Chk Pass	Chk Pass	Chk Pass	Chk Pass	Chk Pass	Chk Pass	Chk Pass
High Limit							
Low Limit							

Elem	Cd2288	Co2286	Cr2677	Cu3273	Fe2599	K_7664	Li6707
IS Ref	(Y_2243)	(In2306)	(Y_3600)	(Y_3600)	(Y_3710)	(Y_3710)	(Y_3710)
Units	ppb	ppb	ppb	ppb	ppb	ppb	ppb
Avg	-.1079	.16701	.00499	4.4560	14.888	132.94	F 216.71
Stddev	.0315	.29883	.11360	.1412	1.902	6.30	3.23
%RSD	29.22	178.93	2274.9	3.1691	12.776	4.7357	1.4898
Check ?	Chk Pass	Chk Pass	Chk Pass	Chk Pass	Chk Pass	Chk Pass	Chk Fail
High Limit							50.000
Low Limit							-1000.0

Elem	Mg2790	Mn2576	Mo2020	Na5895	Ni2316	Pb2203	Sb2175
IS Ref	(Y_3710)	(Y_3600)	(Y_2243)	(Y_3710)	(In2306)	(Y_2243)	(Y_2243)
Units	ppb	ppb	ppb	ppb	ppb	ppb	ppb
Avg	124.17	.78433	.15986	363.06	.84895	.47311	1.550
Stddev	6.24	.01482	.10863	8.58	.36281	.74799	1.688
%RSD	5.0257	1.8890	67.958	2.3621	42.736	158.10	108.9
Check ?	Chk Pass	Chk Pass	Chk Pass	Chk Pass	Chk Pass	Chk Pass	Chk Pass
High Limit							
Low Limit							

PDF created with pdfFactory Pro trial version www.pdffactory.com

Sample Name: mb 240-239650/1-a Acquired: 7/27/2016 18:39:41 Type: QC
Method: ICP I9 Method 200.7-6010(v138) Mode: CONC Corr. Factor: 1.000000
User: analyst Custom ID1: Custom ID2: Custom ID3:
Comment:

Elem	Se1960	Sn1899	Ti3372	Tl1908	V_2908	Zn2062	Si2516
IS Ref	(Y_2243)	(In2306)	(Y_3600)	(In2306)	(Y_3710)	(In2306)	(Y_3710)
Units	ppb	ppb	ppb	ppb	ppb	ppb	ppb
Avg	1.0195	.24539	.21189	-.66521	-2.5428	4.7240	117.24
Stddev	2.1024	.25865	.21551	.13684	1.3698	.1033	4.88
%RSD	206.21	105.40	101.71	20.572	53.868	2.1870	4.1611
Check ?	Chk Pass	Chk Pass	Chk Pass	Chk Pass	Chk Pass	Chk Pass	Chk Pass
High Limit							
Low Limit							

Elem	Sr3464
IS Ref	(Y_3710)
Units	ppb
Avg	3.0487
Stddev	2.1050
%RSD	69.047
Check ?	Chk Pass
High Limit	
Low Limit	

Int. Std.	In2306	Y_2243	Y_3600	Y_3710
Units	Cts/S	Cts/S	Cts/S	Cts/S
Avg	5989.9	4484.9	63126.	8403.5
Stddev	9.8	.5	145.	49.1
%RSD	.16310	.01161	.22948	.58488

PDF created with pdfFactory Pro trial version www.pdffactory.com

Sample Name: lcs 240-239650/2-a Acquired: 7/27/2016 18:43:51 Type: QC
Method: ICP I9 Method 200.7-6010(v138) Mode: CONC Corr. Factor: 1.000000
User: analyst Custom ID1: Custom ID2: Custom ID3:
Comment:

Elem	Ag3280	Al3082	As1890	B_1826	Ba4554	Be3130	Ca3179	Cd2288
IS Ref	(Y_3600)	(Y_3710)	(Y_2243)	(Y_2243)	(Y_3710)	(Y_3710)	(Y_3710)	(Y_2243)
Units	ppb	ppb	ppb	ppb	ppb	ppb	ppb	ppb
Avg	51.083	1923.0	2087.7	1072.7	1973.2	49.972	48780.	50.73
Stddev	.276	2.2	7.5	2.8	4.5	.273	282.	.11
%RSD	.54069	.11650	.35837	.25775	.22696	.54595	.57878	.2208
Check ?	Chk Pass	Chk Pass	Chk Pass	Chk Pass	Chk Pass	Chk Pass	Chk Pass	Chk Pass
Value								
Range								

Elem	Co2286	Cr2677	Cu3273	Fe2599	K_7664	Li6707	Mg2790	Mn2576
IS Ref	(In2306)	(Y_3600)	(Y_3600)	(Y_3710)	(Y_3710)	(Y_3710)	(Y_3710)	(Y_3600)
Units	ppb	ppb	ppb	ppb	ppb	ppb	ppb	ppb
Avg	500.82	197.70	253.28	1028.3	48662.	1196.3	49061.	504.17
Stddev	1.89	.59	.42	2.6	200.	6.5	161.	.76
%RSD	.37658	.29927	.16689	.24989	.41020	.54258	.32782	.15038
Check ?	Chk Pass	Chk Pass	Chk Pass	Chk Pass	Chk Pass	Chk Pass	Chk Pass	Chk Pass
Value								
Range								

Elem	Mo2020	Na5895	Ni2316	Pb2203	Sb2175	Se1960	Sn1899	Ti3372
IS Ref	(Y_2243)	(Y_3710)	(In2306)	(Y_2243)	(Y_2243)	(Y_2243)	(In2306)	(Y_3600)
Units	ppb	ppb	ppb	ppb	ppb	ppb	ppb	ppb
Avg	991.66	48061.	512.66	490.94	516.9	2127.5	2034.8	1037.0
Stddev	5.05	156.	2.46	4.16	4.4	7.2	9.9	.9
%RSD	.50925	.32432	.47903	.84755	.8468	.33741	.48800	.08198
Check ?	Chk Pass	Chk Pass	Chk Pass	Chk Pass	Chk Pass	Chk Pass	Chk Pass	Chk Pass
Value								
Range								

PDF created with pdfFactory Pro trial version www.pdffactory.com

Sample Name: lcs 240-239650/2-a Acquired: 7/27/2016 18:43:51 Type: QC
Method: ICP I9 Method 200.7-6010(v138) Mode: CONC Corr. Factor: 1.000000
User: analyst Custom ID1: Custom ID2: Custom ID3:
Comment:

Elem	Tl1908	V_2908	Zn2062	Si2516	Sr3464
IS Ref	(In2306)	(Y_3710)	(In2306)	(Y_3710)	(Y_3710)
Units	ppb	ppb	ppb	ppb	ppb
Avg	1987.3	488.51	529.37	1191.6	996.83
Stddev	14.9	.66	2.24	13.8	2.70
%RSD	.74878	.13534	.42319	1.1547	.27105
Check ?	Chk Pass	Chk Pass	Chk Pass	Chk Pass	Chk Pass
Value					
Range					

Int. Std.	In2306	Y_2243	Y_3600	Y_3710
Units	Cts/S	Cts/S	Cts/S	Cts/S
Avg	5363.1	4268.9	59583.	8315.8
Stddev	4.9	6.6	112.	36.0
%RSD	.09193	.15451	.18785	.43345

PDF created with pdfFactory Pro trial version www.pdffactory.com

Sample Name: 240-67520-f-2-a Acquired: 7/27/2016 18:47:33 Type: Unk
Method: ICP I9 Method 200.7-6010(v138) Mode: CONC Corr. Factor: 1.000000
User: analyst Custom ID1: Custom ID2: Custom ID3:
Comment:

Elem	Ag3280	Al3082	As1890	B_1826	Ba4554	Be3130
IS Ref	(Y_3600)	(Y_3710)	(Y_2243)	(Y_2243)	(Y_3710)	(Y_3710)
Units	ppb	ppb	ppb	ppb	ppb	ppb
Avg	-.79775	21.539	3.5373	14.812	106.93	-.06401
Stddev	.10303	13.070	1.9713	.617	.22	.09142
%RSD	12.915	60.679	55.730	4.1629	.20859	142.81
Check ?	Chk Pass	Chk Pass	Chk Pass	Chk Pass	Chk Pass	Chk Pass
High Limit						
Low Limit						

Elem	Ca3179	Cd2288	Co2286	Cr2677	Cu3273	Fe2599
IS Ref	(Y_3710)	(Y_2243)	(In2306)	(Y_3600)	(Y_3600)	(Y_3710)
Units	ppb	ppb	ppb	ppb	ppb	ppb
Avg	W 763070.	-.0135	.45079	8.2074	7.2834	.90901
Stddev	6170.	.0767	.12354	.2247	.1561	1.2217
%RSD	.80855	567.5	27.404	2.7374	2.1429	134.40
Check ?	Chk Warn	Chk Pass	Chk Pass	Chk Pass	Chk Pass	Chk Pass
High Limit	720000.					
Low Limit	-500000.					

Elem	K_7664	Li6707	Mg2790	Mn2576	Mo2020	Na5895
IS Ref	(Y_3710)	(Y_3710)	(Y_3710)	(Y_3600)	(Y_2243)	(Y_3710)
Units	ppb	ppb	ppb	ppb	ppb	ppb
Avg	33998.	420.11	18.739	1.0837	8.0658	45466.
Stddev	97.	7.37	4.517	.0453	.2158	83.
%RSD	.28427	1.7536	24.107	4.1842	2.6750	.18188
Check ?	Chk Pass	Chk Pass	Chk Pass	Chk Pass	Chk Pass	Chk Pass
High Limit						
Low Limit						

PDF created with pdfFactory Pro trial version www.pdffactory.com

Sample Name: 240-67520-f-2-a Acquired: 7/27/2016 18:47:33 Type: Unk
Method: ICP I9 Method 200.7-6010(v138) Mode: CONC Corr. Factor: 1.000000
User: analyst Custom ID1: Custom ID2: Custom ID3:
Comment:

Elem	Ni2316	Pb2203	Sb2175	Se1960	Sn1899	Ti3372
IS Ref	(In2306)	(Y_2243)	(Y_2243)	(Y_2243)	(In2306)	(Y_3600)
Units	ppb	ppb	ppb	ppb	ppb	ppb
Avg	6.1058	4.9856	.2899	3.4765	11.235	-.90090
Stddev	.4948	.5521	1.096	1.0641	.143	.27332
%RSD	8.1030	11.073	378.2	30.609	1.2693	30.338
Check ?	Chk Pass	Chk Pass	Chk Pass	Chk Pass	Chk Pass	Chk Pass
High Limit						
Low Limit						

Elem	Tl1908	V_2908	Zn2062	Si2516	Sr3464
IS Ref	(In2306)	(Y_3710)	(In2306)	(Y_3710)	(Y_3710)
Units	ppb	ppb	ppb	ppb	ppb
Avg	3.6923	-3.7808	5.0110	169.31	3679.3
Stddev	.5638	2.3117	.0472	7.61	8.5
%RSD	15.270	61.142	.94232	4.4965	.23219
Check ?	Chk Pass	Chk Pass	Chk Pass	Chk Pass	Chk Pass
High Limit					
Low Limit					

Int. Std.	In2306	Y_2243	Y_3600	Y_3710
Units	Cts/S	Cts/S	Cts/S	Cts/S
Avg	4874.6	3988.2	55784.	8072.5
Stddev	18.5	10.4	3.	42.1
%RSD	.37880	.26158	.00505	.52159
Check ?	Chk Pass	Chk Pass	Chk Pass	Chk Pass
Value	83.425%	91.763%	88.742%	93.573%
Range				

PDF created with pdfFactory Pro trial version www.pdffactory.com

Sample Name: 240-67520-g-3-a Acquired: 7/27/2016 18:51:51 Type: Unk
Method: ICP I9 Method 200.7-6010(v138) Mode: CONC Corr. Factor: 1.000000
User: analyst Custom ID1: Custom ID2: Custom ID3:
Comment:

Elem	Ag3280	Al3082	As1890	B_1826	Ba4554	Be3130
IS Ref	(Y_3600)	(Y_3710)	(Y_2243)	(Y_2243)	(Y_3710)	(Y_3710)
Units	ppb	ppb	ppb	ppb	ppb	ppb
Avg	-1.3776	9.8290	2.2603	7.8734	338.61	.03919
Stddev	.4039	15.337	.6472	.2683	.21	.05897
%RSD	29.322	156.03	28.635	3.4077	.06261	150.46
Check ?	Chk Pass	Chk Pass	Chk Pass	Chk Pass	Chk Pass	Chk Pass
High Limit						
Low Limit						

Elem	Ca3179	Cd2288	Co2286	Cr2677	Cu3273	Fe2599
IS Ref	(Y_3710)	(Y_2243)	(In2306)	(Y_3600)	(Y_3600)	(Y_3710)
Units	ppb	ppb	ppb	ppb	ppb	ppb
Avg	F 974210.	-.1004	.61041	1.1363	6.4127	1.6601
Stddev	4670.	.1004	.07398	.0736	.2854	.7093
%RSD	.47937	99.97	12.119	6.4817	4.4510	42.725
Check ?	Chk Fail	Chk Pass	Chk Pass	Chk Pass	Chk Pass	Chk Pass
High Limit	800000.					
Low Limit	-500000.					

Elem	K_7664	Li6707	Mg2790	Mn2576	Mo2020	Na5895
IS Ref	(Y_3710)	(Y_3710)	(Y_3710)	(Y_3600)	(Y_2243)	(Y_3710)
Units	ppb	ppb	ppb	ppb	ppb	ppb
Avg	5248.0	371.91	35.137	.29134	5.4504	18341.
Stddev	31.9	3.68	6.820	.01518	.2317	35.
%RSD	.60701	.99022	19.409	5.2117	4.2512	.18950
Check ?	Chk Pass	Chk Pass	Chk Pass	Chk Pass	Chk Pass	Chk Pass
High Limit						
Low Limit						

PDF created with pdfFactory Pro trial version www.pdffactory.com

Sample Name: 240-67520-g-3-a Acquired: 7/27/2016 18:51:51 Type: Unk
Method: ICP I9 Method 200.7-6010(v138) Mode: CONC Corr. Factor: 1.000000
User: analyst Custom ID1: Custom ID2: Custom ID3:
Comment:

Elem	Ni2316	Pb2203	Sb2175	Se1960	Sn1899	Ti3372
IS Ref	(In2306)	(Y_2243)	(Y_2243)	(Y_2243)	(In2306)	(Y_3600)
Units	ppb	ppb	ppb	ppb	ppb	ppb
Avg	6.4747	4.9575	-2.436	-1.1702	.40515	-2.0857
Stddev	.5804	1.0671	2.558	1.1188	.38402	.2984
%RSD	8.9639	21.525	105.0	95.609	94.784	14.307
Check ?	Chk Pass	Chk Pass	Chk Pass	Chk Pass	Chk Pass	Chk Pass
High Limit						
Low Limit						

Elem	Tl1908	V_2908	Zn2062	Si2516	Sr3464
IS Ref	(In2306)	(Y_3710)	(In2306)	(Y_3710)	(Y_3710)
Units	ppb	ppb	ppb	ppb	ppb
Avg	4.1677	-4.3725	4.0941	98.436	8072.2
Stddev	.3559	.4867	.1415	6.052	22.1
%RSD	8.5385	11.130	3.4561	6.1478	.27411
Check ?	Chk Pass	Chk Pass	Chk Pass	Chk Pass	Chk Pass
High Limit					
Low Limit					

Int. Std.	In2306	Y_2243	Y_3600	Y_3710
Units	Cts/S	Cts/S	Cts/S	Cts/S
Avg	4801.8	3947.2	55020.	8078.1
Stddev	11.9	9.7	22.	31.1
%RSD	.24755	.24555	.04061	.38520
Check ?	Chk Pass	Chk Pass	Chk Pass	Chk Pass
Value	82.179%	90.819%	87.527%	93.637%
Range				

PDF created with pdfFactory Pro trial version www.pdffactory.com

Sample Name: 240-67520-g-3-a@2 Acquired: 7/27/2016 18:56:08 Type: Unk
Method: ICP I9 Method 200.7-6010(v138) Mode: CONC Corr. Factor: 1.000000
User: analyst Custom ID1: Custom ID2: Custom ID3:
Comment:

Elem	Ag3280	Al3082	As1890	B_1826	Ba4554	Be3130	Ca3179
IS Ref	(Y_3600)	(Y_3710)	(Y_2243)	(Y_2243)	(Y_3710)	(Y_3710)	(Y_3710)
Units	ppb	ppb	ppb	ppb	ppb	ppb	ppb
Avg	-.59604	9.2127	3.0683	4.6936	168.83	.03079	503310.
Stddev	.21318	10.193	2.2927	.2041	.33	.18682	4992.
%RSD	35.766	110.64	74.722	4.3477	.19331	606.67	.99178
Check ?	Chk Pass	Chk Pass	Chk Pass	Chk Pass	Chk Pass	Chk Pass	Chk Pass
High Limit							
Low Limit							

Elem	Cd2288	Co2286	Cr2677	Cu3273	Fe2599	K_7664	Li6707
IS Ref	(Y_2243)	(In2306)	(Y_3600)	(Y_3600)	(Y_3710)	(Y_3710)	(Y_3710)
Units	ppb	ppb	ppb	ppb	ppb	ppb	ppb
Avg	-.0859	.23214	.94347	3.1972	.23751	2629.6	308.31
Stddev	.1189	.16441	.32050	.2120	2.2349	20.0	1.59
%RSD	138.4	70.825	33.970	6.6306	940.98	.76189	.51597
Check ?	Chk Pass	Chk Pass	Chk Pass	Chk Pass	Chk Pass	Chk Pass	Chk Pass
High Limit							
Low Limit							

Elem	Mg2790	Mn2576	Mo2020	Na5895	Ni2316	Pb2203	Sb2175
IS Ref	(Y_3710)	(Y_3600)	(Y_2243)	(Y_3710)	(In2306)	(Y_2243)	(Y_2243)
Units	ppb	ppb	ppb	ppb	ppb	ppb	ppb
Avg	3.8122	.51065	2.5444	9225.9	3.7324	2.7037	.4854
Stddev	14.680	.04053	.2237	28.3	.3029	1.3471	1.961
%RSD	385.07	7.9371	8.7905	.30700	8.1152	49.826	404.0
Check ?	Chk Pass	Chk Pass	Chk Pass	Chk Pass	Chk Pass	Chk Pass	Chk Pass
High Limit							
Low Limit							

PDF created with pdfFactory Pro trial version www.pdffactory.com

Sample Name: 240-67520-g-3-a@2 Acquired: 7/27/2016 18:56:08 Type: Unk
Method: ICP I9 Method 200.7-6010(v138) Mode: CONC Corr. Factor: 1.000000
User: analyst Custom ID1: Custom ID2: Custom ID3:
Comment:

Elem	Se1960	Sn1899	Ti3372	Tl1908	V_2908	Zn2062	Si2516
IS Ref	(Y_2243)	(In2306)	(Y_3600)	(In2306)	(Y_3710)	(In2306)	(Y_3710)
Units	ppb	ppb	ppb	ppb	ppb	ppb	ppb
Avg	.57994	.12138	-.98246	1.5383	-5.3412	2.3714	41.287
Stddev	1.1993	.33833	.21649	1.0952	1.6086	.0929	5.242
%RSD	206.80	278.73	22.036	71.198	30.117	3.9194	12.697
Check ?	Chk Pass	Chk Pass	Chk Pass	Chk Pass	Chk Pass	Chk Pass	Chk Pass
High Limit							
Low Limit							

Elem	Sr3464
IS Ref	(Y_3710)
Units	ppb
Avg	4157.1
Stddev	59.3
%RSD	1.4255
Check ?	Chk Pass
High Limit	
Low Limit	

Int. Std.	In2306	Y_2243	Y_3600	Y_3710
Units	Cts/S	Cts/S	Cts/S	Cts/S
Avg	5090.7	4079.5	57181.	8071.4
Stddev	5.2	1.4	78.	49.1
%RSD	.10161	.03473	.13615	.60803
Check ?	Chk Pass	Chk Pass	Chk Pass	Chk Pass
Value	87.123%	93.862%	90.964%	93.560%
Range				

PDF created with pdfFactory Pro trial version www.pdffactory.com

Sample Name: 240-67520-g-4-a Acquired: 7/27/2016 19:00:26 Type: Unk
Method: ICP I9 Method 200.7-6010(v138) Mode: CONC Corr. Factor: 1.000000
User: analyst Custom ID1: Custom ID2: Custom ID3:
Comment:

Elem	Ag3280	Al3082	As1890	B_1826	Ba4554	Be3130
IS Ref	(Y_3600)	(Y_3710)	(Y_2243)	(Y_2243)	(Y_3710)	(Y_3710)
Units	ppb	ppb	ppb	ppb	ppb	ppb
Avg	-.91965	5.4979	3.2948	5.8868	333.13	.11627
Stddev	.40945	8.9519	1.9308	.5570	.86	.11960
%RSD	44.522	162.82	58.601	9.4617	.25765	102.87
Check ?	Chk Pass	Chk Pass	Chk Pass	Chk Pass	Chk Pass	Chk Pass
High Limit						
Low Limit						

Elem	Ca3179	Cd2288	Co2286	Cr2677	Cu3273	Fe2599
IS Ref	(Y_3710)	(Y_2243)	(In2306)	(Y_3600)	(Y_3600)	(Y_3710)
Units	ppb	ppb	ppb	ppb	ppb	ppb
Avg	F 958540.	-.0043	.83785	1.5999	7.1210	-.68981
Stddev	3724.	.0341	.17663	.1044	.5695	1.5782
%RSD	.38850	784.8	21.081	6.5254	7.9976	228.79
Check ?	Chk Fail	Chk Pass	Chk Pass	Chk Pass	Chk Pass	Chk Pass
High Limit	800000.					
Low Limit	-500000.					

Elem	K_7664	Li6707	Mg2790	Mn2576	Mo2020	Na5895
IS Ref	(Y_3710)	(Y_3710)	(Y_3710)	(Y_3600)	(Y_2243)	(Y_3710)
Units	ppb	ppb	ppb	ppb	ppb	ppb
Avg	5100.4	359.43	13.184	.78007	4.4663	18102.
Stddev	41.3	5.00	6.924	.03075	.2304	63.
%RSD	.81006	1.3912	52.519	3.9416	5.1579	.35036
Check ?	Chk Pass	Chk Pass	Chk Pass	Chk Pass	Chk Pass	Chk Pass
High Limit						
Low Limit						

PDF created with pdfFactory Pro trial version www.pdffactory.com

Sample Name: 240-67520-g-4-a Acquired: 7/27/2016 19:00:26 Type: Unk
Method: ICP I9 Method 200.7-6010(v138) Mode: CONC Corr. Factor: 1.000000
User: analyst Custom ID1: Custom ID2: Custom ID3:
Comment:

Elem	Ni2316	Pb2203	Sb2175	Se1960	Sn1899	Ti3372
IS Ref	(In2306)	(Y_2243)	(Y_2243)	(Y_2243)	(In2306)	(Y_3600)
Units	ppb	ppb	ppb	ppb	ppb	ppb
Avg	6.6417	6.0975	-2.492	2.6195	.52937	-2.1894
Stddev	.1669	1.1425	.559	.8694	.34028	.3148
%RSD	2.5126	18.737	22.44	33.191	64.281	14.380
Check ?	Chk Pass	Chk Pass	Chk Pass	Chk Pass	Chk Pass	Chk Pass
High Limit						
Low Limit						

Elem	Tl1908	V_2908	Zn2062	Si2516	Sr3464
IS Ref	(In2306)	(Y_3710)	(In2306)	(Y_3710)	(Y_3710)
Units	ppb	ppb	ppb	ppb	ppb
Avg	3.9287	-5.4876	3.0137	100.51	7952.9
Stddev	1.7788	2.6411	.0325	6.68	34.3
%RSD	45.277	48.128	1.0781	6.6436	.43151
Check ?	Chk Pass	Chk Pass	Chk Pass	Chk Pass	Chk Pass
High Limit					
Low Limit					

Int. Std.	In2306	Y_2243	Y_3600	Y_3710
Units	Cts/S	Cts/S	Cts/S	Cts/S
Avg	4810.9	3958.8	55322.	8097.6
Stddev	5.5	3.9	102.	43.7
%RSD	.11502	.09925	.18406	.53952
Check ?	Chk Pass	Chk Pass	Chk Pass	Chk Pass
Value	82.335%	91.086%	88.008%	93.864%
Range				

PDF created with pdfFactory Pro trial version www.pdffactory.com

Sample Name: 240-67520-g-4-a@2 Acquired: 7/27/2016 19:04:44 Type: Unk
Method: ICP I9 Method 200.7-6010(v138) Mode: CONC Corr. Factor: 1.000000
User: analyst Custom ID1: Custom ID2: Custom ID3:
Comment:

Elem	Ag3280	Al3082	As1890	B_1826	Ba4554	Be3130	Ca3179
IS Ref	(Y_3600)	(Y_3710)	(Y_2243)	(Y_2243)	(Y_3710)	(Y_3710)	(Y_3710)
Units	ppb	ppb	ppb	ppb	ppb	ppb	ppb
Avg	-.87559	21.596	3.1510	3.3789	169.97	.03389	503850.
Stddev	.40662	18.751	1.5516	.5338	.26	.04248	3086.
%RSD	46.440	86.828	49.242	15.799	.15262	125.38	.61247
Check ?	Chk Pass	Chk Pass	Chk Pass	Chk Pass	Chk Pass	Chk Pass	Chk Pass
High Limit							
Low Limit							

Elem	Cd2288	Co2286	Cr2677	Cu3273	Fe2599	K_7664	Li6707
IS Ref	(Y_2243)	(In2306)	(Y_3600)	(Y_3600)	(Y_3710)	(Y_3710)	(Y_3710)
Units	ppb	ppb	ppb	ppb	ppb	ppb	ppb
Avg	-.0091	.35534	.79985	4.9321	-.30724	2596.7	296.96
Stddev	.0429	.24615	.28490	.7290	.52790	20.6	1.87
%RSD	472.4	69.272	35.619	14.781	171.82	.79247	.62826
Check ?	Chk Pass	Chk Pass	Chk Pass	Chk Pass	Chk Pass	Chk Pass	Chk Pass
High Limit							
Low Limit							

Elem	Mg2790	Mn2576	Mo2020	Na5895	Ni2316	Pb2203	Sb2175
IS Ref	(Y_3710)	(Y_3600)	(Y_2243)	(Y_3710)	(In2306)	(Y_2243)	(Y_2243)
Units	ppb	ppb	ppb	ppb	ppb	ppb	ppb
Avg	13.287	.79033	2.3470	9204.0	3.7857	3.0246	.4882
Stddev	12.092	.03179	.0354	27.7	.3622	.9613	.6827
%RSD	91.004	4.0227	1.5065	.30107	9.5668	31.783	139.8
Check ?	Chk Pass	Chk Pass	Chk Pass	Chk Pass	Chk Pass	Chk Pass	Chk Pass
High Limit							
Low Limit							

PDF created with pdfFactory Pro trial version www.pdffactory.com

Sample Name: 240-67520-g-4-a@2 Acquired: 7/27/2016 19:04:44 Type: Unk
Method: ICP I9 Method 200.7-6010(v138) Mode: CONC Corr. Factor: 1.000000
User: analyst Custom ID1: Custom ID2: Custom ID3:
Comment:

Elem	Se1960	Sn1899	Ti3372	Tl1908	V_2908	Zn2062	Si2516
IS Ref	(Y_2243)	(In2306)	(Y_3600)	(In2306)	(Y_3710)	(In2306)	(Y_3710)
Units	ppb	ppb	ppb	ppb	ppb	ppb	ppb
Avg	.52227	.47461	-.76697	2.8865	-3.5194	2.0321	40.758
Stddev	1.0352	1.1572	.16047	.4178	1.2964	.3117	3.987
%RSD	198.22	243.81	20.923	14.476	36.837	15.337	9.7826
Check ?	Chk Pass	Chk Pass	Chk Pass	Chk Pass	Chk Pass	Chk Pass	Chk Pass
High Limit							
Low Limit							

Elem	Sr3464
IS Ref	(Y_3710)
Units	ppb
Avg	4147.0
Stddev	42.5
%RSD	1.0254
Check ?	Chk Pass
High Limit	
Low Limit	

Int. Std.	In2306	Y_2243	Y_3600	Y_3710
Units	Cts/S	Cts/S	Cts/S	Cts/S
Avg	5082.3	4079.6	57256.	8136.6
Stddev	5.8	6.3	163.	27.1
%RSD	.11386	.15428	.28394	.33288
Check ?	Chk Pass	Chk Pass	Chk Pass	Chk Pass
Value	86.979%	93.866%	91.084%	94.316%
Range				

PDF created with pdfFactory Pro trial version www.pdffactory.com

Sample Name: 240-67520-d-5-a Acquired: 7/27/2016 19:09:02 Type: Unk
Method: ICP I9 Method 200.7-6010(v138) Mode: CONC Corr. Factor: 1.000000
User: analyst Custom ID1: Custom ID2: Custom ID3:
Comment:

Elem	Ag3280	Al3082	As1890	B_1826	Ba4554	Be3130
IS Ref	(Y_3600)	(Y_3710)	(Y_2243)	(Y_2243)	(Y_3710)	(Y_3710)
Units	ppb	ppb	ppb	ppb	ppb	ppb
Avg	-1.1468	24.128	4.7275	11.215	172.62	-.04133
Stddev	.2740	15.433	3.6014	.520	.15	.02359
%RSD	23.888	63.962	76.181	4.6331	.08471	57.087
Check ?	Chk Pass	Chk Pass	Chk Pass	Chk Pass	Chk Pass	Chk Pass
High Limit						
Low Limit						

Elem	Ca3179	Cd2288	Co2286	Cr2677	Cu3273	Fe2599
IS Ref	(Y_3710)	(Y_2243)	(In2306)	(Y_3600)	(Y_3600)	(Y_3710)
Units	ppb	ppb	ppb	ppb	ppb	ppb
Avg	F 909100.	-.0862	.61213	4.4222	12.617	11.736
Stddev	741.	.1501	.28873	.0847	.784	.689
%RSD	.08152	174.2	47.168	1.9141	6.2134	5.8705
Check ?	Chk Fail	Chk Pass	Chk Pass	Chk Pass	Chk Pass	Chk Pass
High Limit	800000.					
Low Limit	-500000.					

Elem	K_7664	Li6707	Mg2790	Mn2576	Mo2020	Na5895
IS Ref	(Y_3710)	(Y_3710)	(Y_3710)	(Y_3600)	(Y_2243)	(Y_3710)
Units	ppb	ppb	ppb	ppb	ppb	ppb
Avg	13561.	521.47	15.402	8.2924	3.8485	23405.
Stddev	53.	4.70	13.846	.0448	.2422	59.
%RSD	.39164	.90099	89.893	.54079	6.2928	.25211
Check ?	Chk Pass	Chk Pass	Chk Pass	Chk Pass	Chk Pass	Chk Pass
High Limit						
Low Limit						

PDF created with pdfFactory Pro trial version www.pdffactory.com

Sample Name: 240-67520-d-5-a Acquired: 7/27/2016 19:09:02 Type: Unk
Method: ICP I9 Method 200.7-6010(v138) Mode: CONC Corr. Factor: 1.000000
User: analyst Custom ID1: Custom ID2: Custom ID3:
Comment:

Elem	Ni2316	Pb2203	Sb2175	Se1960	Sn1899	Ti3372
IS Ref	(In2306)	(Y_2243)	(Y_2243)	(Y_2243)	(In2306)	(Y_3600)
Units	ppb	ppb	ppb	ppb	ppb	ppb
Avg	6.5357	6.1742	1.988	-2.4087	2.7322	-2.0579
Stddev	.2663	1.7628	1.464	1.0718	.8713	.1656
%RSD	4.0751	28.550	73.65	44.497	31.890	8.0488
Check ?	Chk Pass	Chk Pass	Chk Pass	Chk Pass	Chk Pass	Chk Pass
High Limit						
Low Limit						

Elem	Tl1908	V_2908	Zn2062	Si2516	Sr3464
IS Ref	(In2306)	(Y_3710)	(In2306)	(Y_3710)	(Y_3710)
Units	ppb	ppb	ppb	ppb	ppb
Avg	3.8170	-4.6669	186.65	132.07	7351.4
Stddev	.3060	2.6653	2.82	3.92	20.5
%RSD	8.0166	57.110	1.5093	2.9684	.27839
Check ?	Chk Pass	Chk Pass	Chk Pass	Chk Pass	Chk Pass
High Limit					
Low Limit					

Int. Std.	In2306	Y_2243	Y_3600	Y_3710
Units	Cts/S	Cts/S	Cts/S	Cts/S
Avg	4792.3	3948.1	55196.	8014.0
Stddev	8.7	5.9	34.	19.0
%RSD	.18153	.14849	.06148	.23763
Check ?	Chk Pass	Chk Pass	Chk Pass	Chk Pass
Value	82.016%	90.839%	87.807%	92.895%
Range				

PDF created with pdfFactory Pro trial version www.pdffactory.com

Sample Name: 240-67520-d-5-a@2 Acquired: 7/27/2016 19:13:19 Type: Unk
Method: ICP I9 Method 200.7-6010(v138) Mode: CONC Corr. Factor: 1.000000
User: analyst Custom ID1: Custom ID2: Custom ID3:
Comment:

Elem	Ag3280	Al3082	As1890	B_1826	Ba4554	Be3130	Ca3179
IS Ref	(Y_3600)	(Y_3710)	(Y_2243)	(Y_2243)	(Y_3710)	(Y_3710)	(Y_3710)
Units	ppb	ppb	ppb	ppb	ppb	ppb	ppb
Avg	-1.0732	23.258	1.0755	5.4565	86.076	-.02224	463880.
Stddev	.3866	4.160	1.6686	.2249	.188	.12288	1250.
%RSD	36.026	17.888	155.14	4.1211	.21841	552.45	.26944
Check ?	Chk Pass	Chk Pass	Chk Pass	Chk Pass	Chk Pass	Chk Pass	Chk Pass
High Limit							
Low Limit							

Elem	Cd2288	Co2286	Cr2677	Cu3273	Fe2599	K_7664	Li6707
IS Ref	(Y_2243)	(In2306)	(Y_3600)	(Y_3600)	(Y_3710)	(Y_3710)	(Y_3710)
Units	ppb	ppb	ppb	ppb	ppb	ppb	ppb
Avg	.0614	.04028	2.5903	7.1247	6.3498	6669.2	347.71
Stddev	.0476	.17716	.3230	.4489	1.9295	22.7	2.05
%RSD	77.60	439.79	12.470	6.3005	30.387	.34004	.58974
Check ?	Chk Pass	Chk Pass	Chk Pass	Chk Pass	Chk Pass	Chk Pass	Chk Pass
High Limit							
Low Limit							

Elem	Mg2790	Mn2576	Mo2020	Na5895	Ni2316	Pb2203	Sb2175
IS Ref	(Y_3710)	(Y_3600)	(Y_2243)	(Y_3710)	(In2306)	(Y_2243)	(Y_2243)
Units	ppb	ppb	ppb	ppb	ppb	ppb	ppb
Avg	8.9121	4.4528	1.7174	11600.	4.0488	4.4322	.4865
Stddev	16.331	.0548	.2660	32.	.2647	1.0358	1.717
%RSD	183.25	1.2308	15.490	.27959	6.5365	23.370	353.0
Check ?	Chk Pass	Chk Pass	Chk Pass	Chk Pass	Chk Pass	Chk Pass	Chk Pass
High Limit							
Low Limit							

PDF created with pdfFactory Pro trial version www.pdffactory.com

Sample Name: 240-67520-d-5-a@2 Acquired: 7/27/2016 19:13:19 Type: Unk
Method: ICP I9 Method 200.7-6010(v138) Mode: CONC Corr. Factor: 1.000000
User: analyst Custom ID1: Custom ID2: Custom ID3:
Comment:

Elem	Se1960	Sn1899	Ti3372	Tl1908	V_2908	Zn2062	Si2516
IS Ref	(Y_2243)	(In2306)	(Y_3600)	(In2306)	(Y_3710)	(In2306)	(Y_3710)
Units	ppb	ppb	ppb	ppb	ppb	ppb	ppb
Avg	2.1458	1.1921	-.69377	2.8181	-2.4795	92.686	50.919
Stddev	.6754	.3045	.27717	.9400	.9064	1.368	10.802
%RSD	31.477	25.545	39.952	33.357	36.558	1.4754	21.215
Check ?	Chk Pass	Chk Pass	Chk Pass	Chk Pass	Chk Pass	Chk Pass	Chk Pass
High Limit							
Low Limit							

Elem	Sr3464
IS Ref	(Y_3710)
Units	ppb
Avg	3792.2
Stddev	25.7
%RSD	.67813
Check ?	Chk Pass
High Limit	
Low Limit	

Int. Std.	In2306	Y_2243	Y_3600	Y_3710
Units	Cts/S	Cts/S	Cts/S	Cts/S
Avg	5106.9	4092.4	57201.	8122.0
Stddev	11.3	4.4	162.	14.1
%RSD	.22153	.10752	.28351	.17335
Check ?	Chk Pass	Chk Pass	Chk Pass	Chk Pass
Value	87.400%	94.161%	90.996%	94.147%
Range				

PDF created with pdfFactory Pro trial version www.pdffactory.com

Sample Name: CCV-2632473 Acquired: 7/27/2016 19:17:35 Type: QC
Method: ICP I9 Method 200.7-6010(v138) Mode: CONC Corr. Factor: 1.000000
User: analyst Custom ID1: Custom ID2: Custom ID3:
Comment:

Elem	Ag3280	Al3082	As1890	B_1826	Ba4554	Be3130	Ca3179	Cd2288
IS Ref	(Y_3600)	(Y_3710)	(Y_2243)	(Y_2243)	(Y_3710)	(Y_3710)	(Y_3710)	(Y_2243)
Units	ppb	ppb	ppb	ppb	ppb	ppb	ppb	ppb
Avg	1015.6	24008.	495.36	5169.6	1971.0	1971.9	50019.	500.2
Stddev	1.9	106.	2.88	2.1	.8	5.5	241.	1.0
%RSD	.18960	.44171	.58102	.04117	.03938	.28044	.48270	.1968
Check ?	Chk Pass	Chk Pass	Chk Pass	Chk Pass	Chk Pass	Chk Pass	Chk Pass	Chk Pass
Value								
Range								

Elem	Co2286	Cr2677	Cu3273	Fe2599	K_7664	Li6707	Mg2790	Mn2576
IS Ref	(In2306)	(Y_3600)	(Y_3600)	(Y_3710)	(Y_3710)	(Y_3710)	(Y_3710)	(Y_3600)
Units	ppb	ppb	ppb	ppb	ppb	ppb	ppb	ppb
Avg	2016.4	1945.6	1946.1	25159.	49120.	5001.6	48987.	1968.6
Stddev	6.1	6.1	4.8	24.	169.	8.1	184.	2.7
%RSD	.30466	.31284	.24843	.09517	.34366	.16239	.37590	.13685
Check ?	Chk Pass	Chk Pass	Chk Pass	Chk Pass	Chk Pass	Chk Pass	Chk Pass	Chk Pass
Value								
Range								

Elem	Mo2020	Na5895	Ni2316	Pb2203	Sb2175	Se1960	Sn1899	Ti3372
IS Ref	(Y_2243)	(Y_3710)	(In2306)	(Y_2243)	(Y_2243)	(Y_2243)	(In2306)	(Y_3600)
Units	ppb	ppb	ppb	ppb	ppb	ppb	ppb	ppb
Avg	2002.1	48594.	2023.1	483.62	511.3	506.88	5175.8	5100.9
Stddev	5.8	117.	6.9	4.00	4.4	3.72	10.8	11.8
%RSD	.28912	.24135	.33946	.82763	.8535	.73377	.20877	.23060
Check ?	Chk Pass	Chk Pass	Chk Pass	Chk Pass	Chk Pass	Chk Pass	Chk Pass	Chk Pass
Value								
Range								

PDF created with pdfFactory Pro trial version www.pdffactory.com

Sample Name: CCV-2632473 Acquired: 7/27/2016 19:17:35 Type: QC
Method: ICP I9 Method 200.7-6010(v138) Mode: CONC Corr. Factor: 1.000000
User: analyst Custom ID1: Custom ID2: Custom ID3:
Comment:

Elem	Tl1908	V_2908	Zn2062	Si2516	Sr3464
IS Ref	(In2306)	(Y_3710)	(In2306)	(Y_3710)	(Y_3710)
Units	ppb	ppb	ppb	ppb	ppb
Avg	1010.5	1946.5	2089.8	5209.2	4969.4
Stddev	8.7	5.9	5.0	38.4	15.6
%RSD	.86054	.30364	.23775	.73727	.31467
Check ?	Chk Pass	Chk Pass	Chk Pass	Chk Pass	Chk Pass
Value					
Range					

Int. Std.	In2306	Y_2243	Y_3600	Y_3710
Units	Cts/S	Cts/S	Cts/S	Cts/S
Avg	5204.1	4229.2	58650.	8097.6
Stddev	6.2	4.9	60.	45.9
%RSD	.11911	.11643	.10163	.56739

PDF created with pdfFactory Pro trial version www.pdffactory.com

Sample Name: CCB Acquired: 7/27/2016 19:21:27 Type: QC
Method: ICP I9 Method 200.7-6010(v138) Mode: CONC Corr. Factor: 1.000000
User: analyst Custom ID1: Custom ID2: Custom ID3:
Comment:

Elem	Ag3280	Al3082	As1890	B_1826	Ba4554	Be3130	Ca3179
IS Ref	(Y_3600)	(Y_3710)	(Y_2243)	(Y_2243)	(Y_3710)	(Y_3710)	(Y_3710)
Units	ppb	ppb	ppb	ppb	ppb	ppb	ppb
Avg	-.61766	-.50797	-.47659	5.8404	.09910	.01334	9.1568
Stddev	.31339	9.2886	.79470	.4624	.17953	.12161	2.0110
%RSD	50.739	1828.6	166.75	7.9166	181.16	911.85	21.962
Check ?	Chk Pass	Chk Pass	Chk Pass	Chk Pass	Chk Pass	Chk Pass	Chk Pass
High Limit							
Low Limit							

Elem	Cd2288	Co2286	Cr2677	Cu3273	Fe2599	K_7664	Li6707
IS Ref	(Y_2243)	(In2306)	(Y_3600)	(Y_3600)	(Y_3710)	(Y_3710)	(Y_3710)
Units	ppb	ppb	ppb	ppb	ppb	ppb	ppb
Avg	-.0112	.16479	-.11840	2.3263	.43980	151.26	F 197.84
Stddev	.1299	.39289	.17576	.1760	.43414	48.37	2.05
%RSD	1163.	238.42	148.44	7.5666	98.714	31.982	1.0364
Check ?	Chk Pass	Chk Pass	Chk Pass	Chk Pass	Chk Pass	Chk Pass	Chk Fail
High Limit							50.000
Low Limit							-50.000

Elem	Mg2790	Mn2576	Mo2020	Na5895	Ni2316	Pb2203	Sb2175
IS Ref	(Y_3710)	(Y_3600)	(Y_2243)	(Y_3710)	(In2306)	(Y_2243)	(Y_2243)
Units	ppb	ppb	ppb	ppb	ppb	ppb	ppb
Avg	5.4085	.00818	3.2569	144.70	.28785	-.14029	-.0039
Stddev	5.0493	.00766	.2345	6.15	.30029	1.1067	.5188
%RSD	93.359	93.711	7.1997	4.2521	104.32	788.85	13440.
Check ?	Chk Pass	Chk Pass	Chk Pass	Chk Pass	Chk Pass	Chk Pass	Chk Pass
High Limit							
Low Limit							

PDF created with pdfFactory Pro trial version www.pdffactory.com

Sample Name: CCB Acquired: 7/27/2016 19:21:27 Type: QC
Method: ICP I9 Method 200.7-6010(v138) Mode: CONC Corr. Factor: 1.000000
User: analyst Custom ID1: Custom ID2: Custom ID3:
Comment:

Elem	Se1960	Sn1899	Ti3372	Tl1908	V_2908	Zn2062	Si2516
IS Ref	(Y_2243)	(In2306)	(Y_3600)	(In2306)	(Y_3710)	(In2306)	(Y_3710)
Units	ppb	ppb	ppb	ppb	ppb	ppb	ppb
Avg	.30908	.25373	1.5623	.47734	-2.8035	-.16650	-17.426
Stddev	1.7027	.20222	.0678	1.1035	2.7063	.22537	5.432
%RSD	550.90	79.701	4.3381	231.17	96.533	135.36	31.171
Check ?	Chk Pass	Chk Pass	Chk Pass	Chk Pass	Chk Pass	Chk Pass	Chk Pass
High Limit							
Low Limit							

Elem	Sr3464
IS Ref	(Y_3710)
Units	ppb
Avg	4.0806
Stddev	3.0211
%RSD	74.036
Check ?	Chk Pass
High Limit	
Low Limit	

Int. Std.	In2306	Y_2243	Y_3600	Y_3710
Units	Cts/S	Cts/S	Cts/S	Cts/S
Avg	5891.1	4398.4	62210.	8275.2
Stddev	8.1	4.5	24.	11.6
%RSD	.13738	.10135	.03830	.14025

PDF created with pdfFactory Pro trial version www.pdffactory.com

Sample Name: mb 240-239608/1-a Acquired: 7/27/2016 19:25:39 Type: QC
Method: ICP I9 Method 200.7-6010(v138) Mode: CONC Corr. Factor: 1.000000
User: analyst Custom ID1: Custom ID2: Custom ID3:
Comment:

Elem	Ag3280	Al3082	As1890	B_1826	Ba4554	Be3130	Ca3179
IS Ref	(Y_3600)	(Y_3710)	(Y_2243)	(Y_2243)	(Y_3710)	(Y_3710)	(Y_3710)
Units	ppb	ppb	ppb	ppb	ppb	ppb	ppb
Avg	-.13270	4.8165	.05943	4.0089	.41911	-.06388	9.0005
Stddev	.19140	5.0328	1.2713	.4610	.12017	.01683	3.2241
%RSD	144.24	104.49	2139.2	11.500	28.673	26.349	35.822
Check ?	Chk Pass	Chk Pass	Chk Pass	Chk Pass	Chk Pass	Chk Pass	Chk Pass
High Limit							
Low Limit							

Elem	Cd2288	Co2286	Cr2677	Cu3273	Fe2599	K_7664	Li6707
IS Ref	(Y_2243)	(In2306)	(Y_3600)	(Y_3600)	(Y_3710)	(Y_3710)	(Y_3710)
Units	ppb	ppb	ppb	ppb	ppb	ppb	ppb
Avg	-.2015	.04507	-.13239	1.7927	1.2103	119.29	F 158.41
Stddev	.1307	.16085	.46210	.1472	1.5506	29.99	1.08
%RSD	64.85	356.91	349.03	8.2107	128.12	25.141	.67961
Check ?	Chk Pass	Chk Pass	Chk Pass	Chk Pass	Chk Pass	Chk Pass	Chk Fail
High Limit							50.000
Low Limit							-1000.0

Elem	Mg2790	Mn2576	Mo2020	Na5895	Ni2316	Pb2203	Sb2175
IS Ref	(Y_3710)	(Y_3600)	(Y_2243)	(Y_3710)	(In2306)	(Y_2243)	(Y_2243)
Units	ppb	ppb	ppb	ppb	ppb	ppb	ppb
Avg	9.5668	.29340	.58114	109.72	.26787	.69032	1.143
Stddev	7.0039	.03287	.05059	2.08	.35774	.55982	.959
%RSD	73.211	11.205	8.7055	1.8947	133.55	81.095	83.87
Check ?	Chk Pass	Chk Pass	Chk Pass	Chk Pass	Chk Pass	Chk Pass	Chk Pass
High Limit							
Low Limit							

PDF created with pdfFactory Pro trial version www.pdffactory.com

Sample Name: mb 240-239608/1-a Acquired: 7/27/2016 19:25:39 Type: QC
Method: ICP I9 Method 200.7-6010(v138) Mode: CONC Corr. Factor: 1.000000
User: analyst Custom ID1: Custom ID2: Custom ID3:
Comment:

Elem	Se1960	Sn1899	Ti3372	Tl1908	V_2908	Zn2062	Si2516
IS Ref	(Y_2243)	(In2306)	(Y_3600)	(In2306)	(Y_3710)	(In2306)	(Y_3710)
Units	ppb	ppb	ppb	ppb	ppb	ppb	ppb
Avg	-.61306	.34218	.18374	-.27531	-1.5271	.56173	110.20
Stddev	1.6188	.27453	.07855	.53180	2.4475	.15492	3.67
%RSD	264.05	80.230	42.748	193.17	160.27	27.579	3.3265
Check ?	Chk Pass	Chk Pass	Chk Pass	Chk Pass	Chk Pass	Chk Pass	Chk Pass
High Limit							
Low Limit							

Elem	Sr3464
IS Ref	(Y_3710)
Units	ppb
Avg	1.2928
Stddev	4.0401
%RSD	312.51
Check ?	Chk Pass
High Limit	
Low Limit	

Int. Std.	In2306	Y_2243	Y_3600	Y_3710
Units	Cts/S	Cts/S	Cts/S	Cts/S
Avg	5971.1	4468.5	63357.	8391.3
Stddev	16.7	11.4	228.	1.6
%RSD	.27942	.25408	.35920	.01932

PDF created with pdfFactory Pro trial version www.pdffactory.com

Sample Name: lcs 240-239608/2-a Acquired: 7/27/2016 19:29:49 Type: QC
Method: ICP I9 Method 200.7-6010(v138) Mode: CONC Corr. Factor: 1.000000
User: analyst Custom ID1: Custom ID2: Custom ID3:
Comment:

Elem	Ag3280	Al3082	As1890	B_1826	Ba4554	Be3130	Ca3179
IS Ref	(Y_3600)	(Y_3710)	(Y_2243)	(Y_2243)	(Y_3710)	(Y_3710)	(Y_3710)
Units	ppb	ppb	ppb	ppb	ppb	ppb	ppb
Avg	49.665	1886.6	2027.2	1038.8	1922.4	48.677	47705.
Stddev	.433	8.5	10.0	3.2	5.1	.238	94.
%RSD	.87196	.45159	.49511	.30736	.26699	.48932	.19666
Check ?	Chk Pass	Chk Pass	Chk Pass	Chk Pass	Chk Pass	Chk Pass	Chk Pass
Value							
Range							

Elem	Cd2288	Co2286	Cr2677	Cu3273	Fe2599	K_7664	Li6707
IS Ref	(Y_2243)	(In2306)	(Y_3600)	(Y_3600)	(Y_3710)	(Y_3710)	(Y_3710)
Units	ppb	ppb	ppb	ppb	ppb	ppb	ppb
Avg	49.47	488.93	193.16	248.08	1000.6	47490.	1121.2
Stddev	.40	1.58	.27	.34	4.2	58.	4.6
%RSD	.8146	.32391	.14089	.13643	.42362	.12169	.40814
Check ?	Chk Pass	Chk Pass	Chk Pass	Chk Pass	Chk Pass	Chk Pass	Chk Pass
Value							
Range							

Elem	Mg2790	Mn2576	Mo2020	Na5895	Ni2316	Pb2203	Sb2175
IS Ref	(Y_3710)	(Y_3600)	(Y_2243)	(Y_3710)	(In2306)	(Y_2243)	(Y_2243)
Units	ppb	ppb	ppb	ppb	ppb	ppb	ppb
Avg	47943.	492.59	965.15	47130.	498.35	478.48	503.0
Stddev	48.	2.24	5.59	50.	2.16	1.45	4.7
%RSD	.10025	.45462	.57919	.10626	.43302	.30328	.9337
Check ?	Chk Pass	Chk Pass	Chk Pass	Chk Pass	Chk Pass	Chk Pass	Chk Pass
Value							
Range							

PDF created with pdfFactory Pro trial version www.pdffactory.com

Sample Name: lcs 240-239608/2-a Acquired: 7/27/2016 19:29:49 Type: QC
Method: ICP I9 Method 200.7-6010(v138) Mode: CONC Corr. Factor: 1.000000
User: analyst Custom ID1: Custom ID2: Custom ID3:
Comment:

Elem	Se1960	Sn1899	Ti3372	Tl1908	V_2908	Zn2062	Si2516
IS Ref	(Y_2243)	(In2306)	(Y_3600)	(In2306)	(Y_3710)	(In2306)	(Y_3710)
Units	ppb	ppb	ppb	ppb	ppb	ppb	ppb
Avg	2067.0	1983.2	1012.3	1940.5	478.03	516.16	F 1161.6
Stddev	15.1	9.0	1.4	13.9	2.27	1.99	10.2
%RSD	.73147	.45580	.14065	.71654	.47418	.38559	.87523
Check ?	Chk Pass	Chk Pass	Chk Pass	Chk Pass	Chk Pass	Chk Pass	Chk Fail
Value							1000.0
Range							15.500%

Elem	Sr3464
IS Ref	(Y_3710)
Units	ppb
Avg	969.57
Stddev	11.50
%RSD	1.1865
Check ?	Chk Pass
Value	
Range	

Int. Std.	In2306	Y_2243	Y_3600	Y_3710
Units	Cts/S	Cts/S	Cts/S	Cts/S
Avg	5357.9	4269.1	59372.	8278.6
Stddev	4.3	3.1	167.	10.1
%RSD	.08059	.07289	.28177	.12202

PDF created with pdfFactory Pro trial version www.pdffactory.com

Sample Name: 240-67468-e-1-a Acquired: 7/27/2016 19:33:33 Type: Unk
Method: ICP I9 Method 200.7-6010(v138) Mode: CONC Corr. Factor: 1.000000
User: analyst Custom ID1: Custom ID2: Custom ID3:
Comment:

Elem	Ag3280	Al3082	As1890	B_1826	Ba4554	Be3130	Ca3179
IS Ref	(Y_3600)	(Y_3710)	(Y_2243)	(Y_2243)	(Y_3710)	(Y_3710)	(Y_3710)
Units	ppb	ppb	ppb	ppb	ppb	ppb	ppb
Avg	-.59873	686.70	1.7283	155.14	89.514	.00924	308220.
Stddev	.63916	18.84	1.4204	1.18	.331	.06390	3176.
%RSD	106.75	2.7443	82.183	.76092	.36942	691.78	1.0304
Check ?	Chk Pass	Chk Pass	Chk Pass	Chk Pass	Chk Pass	Chk Pass	Chk Pass
High Limit							
Low Limit							

Elem	Cd2288	Co2286	Cr2677	Cu3273	Fe2599	K_7664	Li6707
IS Ref	(Y_2243)	(In2306)	(Y_3600)	(Y_3600)	(Y_3710)	(Y_3710)	(Y_3710)
Units	ppb	ppb	ppb	ppb	ppb	ppb	ppb
Avg	.1818	.75868	3.2100	7.1896	787.49	7180.1	235.69
Stddev	.1492	.30557	.0946	.4684	2.19	5.2	1.04
%RSD	82.07	40.277	2.9486	6.5155	.27775	.07274	.44114
Check ?	Chk Pass	Chk Pass	Chk Pass	Chk Pass	Chk Pass	Chk Pass	Chk Pass
High Limit							
Low Limit							

Elem	Mg2790	Mn2576	Mo2020	Na5895	Ni2316	Pb2203	Sb2175
IS Ref	(Y_3710)	(Y_3600)	(Y_2243)	(Y_3710)	(In2306)	(Y_2243)	(Y_2243)
Units	ppb	ppb	ppb	ppb	ppb	ppb	ppb
Avg	116430.	179.51	4.4414	85318.	6.6097	2.5665	.3968
Stddev	138.	.22	.0593	125.	.1678	1.3185	1.141
%RSD	.11812	.12074	1.3350	.14659	2.5379	51.373	287.7
Check ?	Chk Pass	Chk Pass	Chk Pass	Chk Pass	Chk Pass	Chk Pass	Chk Pass
High Limit							
Low Limit							

PDF created with pdfFactory Pro trial version www.pdffactory.com

Sample Name: 240-67468-e-1-a Acquired: 7/27/2016 19:33:33 Type: Unk
Method: ICP I9 Method 200.7-6010(v138) Mode: CONC Corr. Factor: 1.000000
User: analyst Custom ID1: Custom ID2: Custom ID3:
Comment:

Elem	Se1960	Sn1899	Ti3372	Tl1908	V_2908	Zn2062	Si2516
IS Ref	(Y_2243)	(In2306)	(Y_3600)	(In2306)	(Y_3710)	(In2306)	(Y_3710)
Units	ppb	ppb	ppb	ppb	ppb	ppb	ppb
Avg	2.1985	1.2419	11.337	4.1697	-.92896	10.306	7286.0
Stddev	1.9857	.7760	.213	.1924	1.8152	.106	45.5
%RSD	90.321	62.483	1.8792	4.6151	195.40	1.0278	.62413
Check ?	Chk Pass	Chk Pass	Chk Pass	Chk Pass	Chk Pass	Chk Pass	Chk Pass
High Limit							
Low Limit							

Elem	Sr3464
IS Ref	(Y_3710)
Units	ppb
Avg	2966.6
Stddev	7.3
%RSD	.24599
Check ?	Chk Pass
High Limit	
Low Limit	

Int. Std.	In2306	Y_2243	Y_3600	Y_3710
Units	Cts/S	Cts/S	Cts/S	Cts/S
Avg	5083.4	4094.4	57513.	8226.6
Stddev	7.7	3.4	51.	31.3
%RSD	.15233	.08243	.08922	.38032
Check ?	Chk Pass	Chk Pass	Chk Pass	Chk Pass
Value	86.998%	94.205%	91.493%	95.359%
Range				

PDF created with pdfFactory Pro trial version www.pdffactory.com

Sample Name: SD 240-67468-e-1-a@5 Acquired: 7/27/2016 19:37:48 Type: Unk
Method: ICP I9 Method 200.7-6010(v138) Mode: CONC Corr. Factor: 1.000000
User: analyst Custom ID1: Custom ID2: Custom ID3:
Comment:

Elem	Ag3280	Al3082	As1890	B_1826	Ba4554	Be3130	Ca3179	Cd2288
IS Ref	(Y_3600)	(Y_3710)	(Y_2243)	(Y_2243)	(Y_3710)	(Y_3710)	(Y_3710)	(Y_2243)
Units	ppb	ppb	ppb	ppb	ppb	ppb	ppb	ppb
Avg	-.83023	152.69	1.3526	31.126	18.400	-.05493	63859.	.1376
Stddev	.60160	15.05	.0731	.292	.171	.03391	422.	.0763
%RSD	72.462	9.8553	5.4053	.93917	.92791	61.727	.66043	55.42
Check ?	Chk Pass	Chk Pass	Chk Pass	Chk Pass	Chk Pass	Chk Pass	Chk Pass	Chk Pass
High Limit								
Low Limit								

Elem	Co2286	Cr2677	Cu3273	Fe2599	K_7664	Li6707	Mg2790	Mn2576
IS Ref	(In2306)	(Y_3600)	(Y_3600)	(Y_3710)	(Y_3710)	(Y_3710)	(Y_3710)	(Y_3600)
Units	ppb	ppb	ppb	ppb	ppb	ppb	ppb	ppb
Avg	.58337	.96924	13.523	160.66	1475.8	187.05	24179.	37.779
Stddev	.09182	.16477	13.545	1.84	27.6	1.14	156.	.321
%RSD	15.740	17.000	100.16	1.1447	1.8697	.61201	.64390	.85051
Check ?	Chk Pass	Chk Pass	Chk Pass	Chk Pass	Chk Pass	Chk Pass	Chk Pass	Chk Pass
High Limit								
Low Limit								

Elem	Mo2020	Na5895	Ni2316	Pb2203	Sb2175	Se1960	Sn1899	Ti3372
IS Ref	(Y_2243)	(Y_3710)	(In2306)	(Y_2243)	(Y_2243)	(Y_2243)	(In2306)	(Y_3600)
Units	ppb	ppb	ppb	ppb	ppb	ppb	ppb	ppb
Avg	.72217	17053.	1.4518	-.38200	-.3342	2.0787	.12238	3.3546
Stddev	.34583	58.	.2814	1.4694	1.473	1.3804	.31353	.7753
%RSD	47.887	.34111	19.383	384.65	440.6	66.410	256.18	23.113
Check ?	Chk Pass	Chk Pass	Chk Pass	Chk Pass	Chk Pass	Chk Pass	Chk Pass	Chk Pass
High Limit								
Low Limit								

PDF created with pdfFactory Pro trial version www.pdffactory.com

Sample Name: SD 240-67468-e-1-a@5 Acquired: 7/27/2016 19:37:48 Type: Unk
Method: ICP I9 Method 200.7-6010(v138) Mode: CONC Corr. Factor: 1.000000
User: analyst Custom ID1: Custom ID2: Custom ID3:
Comment:

Elem	Tl1908	V_2908	Zn2062	Si2516	Sr3464
IS Ref	(In2306)	(Y_3710)	(In2306)	(Y_3710)	(Y_3710)
Units	ppb	ppb	ppb	ppb	ppb
Avg	1.3779	-.40229	2.6827	1447.0	608.36
Stddev	.6954	1.9358	.0873	20.2	2.57
%RSD	50.468	481.19	3.2553	1.3984	.42234
Check ?	Chk Pass	Chk Pass	Chk Pass	Chk Pass	Chk Pass
High Limit					
Low Limit					

Int. Std.	In2306	Y_2243	Y_3600	Y_3710
Units	Cts/S	Cts/S	Cts/S	Cts/S
Avg	5571.6	4284.9	56904.	8237.7
Stddev	14.9	16.2	2678.	57.3
%RSD	.26658	.37869	4.7060	.69616
Check ?	Chk Pass	Chk Pass	Chk Pass	Chk Pass
Value	95.353%	98.588%	90.524%	95.487%
Range				

PDF created with pdfFactory Pro trial version www.pdffactory.com

Sample Name: 240-67468-e-1-b ms Acquired: 7/27/2016 19:41:56 Type: Unk
Method: ICP I9 Method 200.7-6010(v138) Mode: CONC Corr. Factor: 1.000000
User: analyst Custom ID1: Custom ID2: Custom ID3:
Comment:

Elem	Ag3280	Al3082	As1890	B_1826	Ba4554	Be3130	Ca3179
IS Ref	(Y_3600)	(Y_3710)	(Y_2243)	(Y_2243)	(Y_3710)	(Y_3710)	(Y_3710)
Units	ppb	ppb	ppb	ppb	ppb	ppb	ppb
Avg	50.923	3285.3	2100.6	1204.6	2019.2	47.518	330570.
Stddev	.579	13.5	4.6	1.0	.2	.280	3952.
%RSD	1.1372	.41005	.21733	.08067	.01090	.59028	1.1953
Check ?	Chk Pass	Chk Pass	Chk Pass	Chk Pass	Chk Pass	Chk Pass	Chk Pass
High Limit							
Low Limit							

Elem	Cd2288	Co2286	Cr2677	Cu3273	Fe2599	K_7664	Li6707
IS Ref	(Y_2243)	(In2306)	(Y_3600)	(Y_3600)	(Y_3710)	(Y_3710)	(Y_3710)
Units	ppb	ppb	ppb	ppb	ppb	ppb	ppb
Avg	50.30	489.49	192.39	252.52	1860.5	55538.	1207.9
Stddev	.19	2.14	.45	1.02	2.1	216.	5.8
%RSD	.3721	.43744	.23592	.40493	.11212	.38956	.47606
Check ?	Chk Pass	Chk Pass	Chk Pass	Chk Pass	Chk Pass	Chk Pass	Chk Pass
High Limit							
Low Limit							

Elem	Mg2790	Mn2576	Mo2020	Na5895	Ni2316	Pb2203	Sb2175
IS Ref	(Y_3710)	(Y_3600)	(Y_2243)	(Y_3710)	(In2306)	(Y_2243)	(Y_2243)
Units	ppb	ppb	ppb	ppb	ppb	ppb	ppb
Avg	154280.	649.95	961.90	125060.	503.28	464.85	516.7
Stddev	797.	1.08	4.82	441.	2.90	1.30	2.7
%RSD	.51633	.16642	.50062	.35261	.57547	.27889	.5141
Check ?	Chk Pass	Chk Pass	Chk Pass	Chk Pass	Chk Pass	Chk Pass	Chk Pass
High Limit							
Low Limit							

PDF created with pdfFactory Pro trial version www.pdffactory.com

Sample Name: 240-67468-e-1-b ms Acquired: 7/27/2016 19:41:56 Type: Unk
Method: ICP I9 Method 200.7-6010(v138) Mode: CONC Corr. Factor: 1.000000
User: analyst Custom ID1: Custom ID2: Custom ID3:
Comment:

Elem	Se1960	Sn1899	Ti3372	Tl1908	V_2908	Zn2062	Si2516
IS Ref	(Y_2243)	(In2306)	(Y_3600)	(In2306)	(Y_3710)	(In2306)	(Y_3710)
Units	ppb	ppb	ppb	ppb	ppb	ppb	ppb
Avg	2128.9	2017.3	1018.0	1884.9	472.77	520.59	8778.8
Stddev	13.9	13.8	1.0	16.3	1.57	2.96	28.6
%RSD	.65385	.68386	.10002	.86294	.33213	.56889	.32576
Check ?	Chk Pass	Chk Pass	Chk Pass	Chk Pass	Chk Pass	Chk Pass	Chk Pass
High Limit							
Low Limit							

Elem	Sr3464
IS Ref	(Y_3710)
Units	ppb
Avg	3624.5
Stddev	10.3
%RSD	.28379
Check ?	Chk Pass
High Limit	
Low Limit	

Int. Std.	In2306	Y_2243	Y_3600	Y_3710
Units	Cts/S	Cts/S	Cts/S	Cts/S
Avg	4918.0	4035.0	56570.	8147.7
Stddev	12.4	5.3	131.	56.2
%RSD	.25280	.13036	.23151	.68987
Check ?	Chk Pass	Chk Pass	Chk Pass	Chk Pass
Value	84.168%	92.839%	89.992%	94.444%
Range				

PDF created with pdfFactory Pro trial version www.pdffactory.com

Sample Name: 240-67468-e-1-c msd Acquired: 7/27/2016 19:45:47 Type: Unk
Method: ICP I9 Method 200.7-6010(v138) Mode: CONC Corr. Factor: 1.000000
User: analyst Custom ID1: Custom ID2: Custom ID3:
Comment:

Elem	Ag3280	Al3082	As1890	B_1826	Ba4554	Be3130	Ca3179
IS Ref	(Y_3600)	(Y_3710)	(Y_2243)	(Y_2243)	(Y_3710)	(Y_3710)	(Y_3710)
Units	ppb	ppb	ppb	ppb	ppb	ppb	ppb
Avg	52.317	3320.8	2186.1	1252.6	2093.6	49.052	345380.
Stddev	.469	20.1	3.9	5.3	7.5	.340	1297.
%RSD	.89733	.60478	.17989	.42608	.35633	.69330	.37556
Check ?	Chk Pass	Chk Pass	Chk Pass	Chk Pass	Chk Pass	Chk Pass	Chk Pass
High Limit							
Low Limit							

Elem	Cd2288	Co2286	Cr2677	Cu3273	Fe2599	K_7664	Li6707
IS Ref	(Y_2243)	(In2306)	(Y_3600)	(Y_3600)	(Y_3710)	(Y_3710)	(Y_3710)
Units	ppb	ppb	ppb	ppb	ppb	ppb	ppb
Avg	52.08	508.75	199.50	261.64	1915.3	57551.	1247.1
Stddev	.32	.55	.48	1.26	8.7	256.	7.0
%RSD	.6089	.10890	.24080	.48126	.45613	.44449	.55793
Check ?	Chk Pass	Chk Pass	Chk Pass	Chk Pass	Chk Pass	Chk Pass	Chk Pass
High Limit							
Low Limit							

Elem	Mg2790	Mn2576	Mo2020	Na5895	Ni2316	Pb2203	Sb2175
IS Ref	(Y_3710)	(Y_3600)	(Y_2243)	(Y_3710)	(In2306)	(Y_2243)	(Y_2243)
Units	ppb	ppb	ppb	ppb	ppb	ppb	ppb
Avg	160820.	676.64	998.76	129740.	520.26	481.38	539.3
Stddev	690.	1.48	6.35	514.	1.45	.99	3.0
%RSD	.42921	.21866	.63547	.39583	.27923	.20536	.5530
Check ?	Chk Pass	Chk Pass	Chk Pass	Chk Pass	Chk Pass	Chk Pass	Chk Pass
High Limit							
Low Limit							

PDF created with pdfFactory Pro trial version www.pdffactory.com

Sample Name: 240-67468-e-1-c msd Acquired: 7/27/2016 19:45:47 Type: Unk
Method: ICP I9 Method 200.7-6010(v138) Mode: CONC Corr. Factor: 1.000000
User: analyst Custom ID1: Custom ID2: Custom ID3:
Comment:

Elem	Se1960	Sn1899	Ti3372	Tl1908	V_2908	Zn2062	Si2516
IS Ref	(Y_2243)	(In2306)	(Y_3600)	(In2306)	(Y_3710)	(In2306)	(Y_3710)
Units	ppb	ppb	ppb	ppb	ppb	ppb	ppb
Avg	2207.0	2093.3	1058.0	1951.0	486.58	538.83	8959.6
Stddev	10.5	7.2	1.9	10.1	.53	1.50	85.4
%RSD	.47738	.34379	.17559	.51671	.10939	.27871	.95265
Check ?	Chk Pass	Chk Pass	Chk Pass	Chk Pass	Chk Pass	Chk Pass	Chk Pass
High Limit							
Low Limit							

Elem	Sr3464
IS Ref	(Y_3710)
Units	ppb
Avg	3744.0
Stddev	13.4
%RSD	.35737
Check ?	Chk Pass
High Limit	
Low Limit	

Int. Std.	In2306	Y_2243	Y_3600	Y_3710
Units	Cts/S	Cts/S	Cts/S	Cts/S
Avg	4894.0	4019.4	56196.	8116.8
Stddev	9.0	3.5	92.	16.7
%RSD	.18393	.08758	.16458	.20613
Check ?	Chk Pass	Chk Pass	Chk Pass	Chk Pass
Value	83.757%	92.481%	89.397%	94.086%
Range				

PDF created with pdfFactory Pro trial version www.pdffactory.com

Sample Name: 240-67468-e-2-a Acquired: 7/27/2016 19:49:38 Type: Unk
Method: ICP I9 Method 200.7-6010(v138) Mode: CONC Corr. Factor: 1.000000
User: analyst Custom ID1: Custom ID2: Custom ID3:
Comment:

Elem	Ag3280	Al3082	As1890	B_1826	Ba4554	Be3130	Ca3179	Cd2288
IS Ref	(Y_3600)	(Y_3710)	(Y_2243)	(Y_2243)	(Y_3710)	(Y_3710)	(Y_3710)	(Y_2243)
Units	ppb	ppb	ppb	ppb	ppb	ppb	ppb	ppb
Avg	-.87379	248.24	3.1906	98.057	42.405	-.00402	78970.	.1522
Stddev	.36981	23.81	1.6985	1.014	.241	.15838	697.	.1889
%RSD	42.323	9.5905	53.232	1.0339	.56742	3938.0	.88212	124.1
Check ?	Chk Pass	Chk Pass	Chk Pass	Chk Pass	Chk Pass	Chk Pass	Chk Pass	Chk Pass
High Limit								
Low Limit								

Elem	Co2286	Cr2677	Cu3273	Fe2599	K_7664	Li6707	Mg2790	Mn2576
IS Ref	(In2306)	(Y_3600)	(Y_3600)	(Y_3710)	(Y_3710)	(Y_3710)	(Y_3710)	(Y_3600)
Units	ppb	ppb	ppb	ppb	ppb	ppb	ppb	ppb
Avg	1.8573	1.1285	3.0299	965.74	3941.5	204.65	28519.	1768.9
Stddev	.0848	.1064	.4395	2.73	30.9	1.81	336.	4.3
%RSD	4.5669	9.4253	14.507	.28219	.78349	.88514	1.1775	.24168
Check ?	Chk Pass	Chk Pass	Chk Pass	Chk Pass	Chk Pass	Chk Pass	Chk Pass	Chk Pass
High Limit								
Low Limit								

Elem	Mo2020	Na5895	Ni2316	Pb2203	Sb2175	Se1960	Sn1899	Ti3372
IS Ref	(Y_2243)	(Y_3710)	(In2306)	(Y_2243)	(Y_2243)	(Y_2243)	(In2306)	(Y_3600)
Units	ppb	ppb	ppb	ppb	ppb	ppb	ppb	ppb
Avg	4.1317	47947.	7.5807	1.9165	1.567	4.0835	.79181	3.6131
Stddev	.0757	281.	.2076	.4483	.835	1.6888	.18222	.1464
%RSD	1.8322	.58589	2.7379	23.389	53.29	41.355	23.013	4.0531
Check ?	Chk Pass	Chk Pass	Chk Pass	Chk Pass	Chk Pass	Chk Pass	Chk Pass	Chk Pass
High Limit								
Low Limit								

PDF created with pdfFactory Pro trial version www.pdffactory.com

Sample Name: 240-67468-e-2-a Acquired: 7/27/2016 19:49:38 Type: Unk
Method: ICP I9 Method 200.7-6010(v138) Mode: CONC Corr. Factor: 1.000000
User: analyst Custom ID1: Custom ID2: Custom ID3:
Comment:

Elem	Tl1908	V_2908	Zn2062	Si2516	Sr3464
IS Ref	(In2306)	(Y_3710)	(In2306)	(Y_3710)	(Y_3710)
Units	ppb	ppb	ppb	ppb	ppb
Avg	8.3021	-4.1394	7.8617	4313.5	287.99
Stddev	1.2275	4.7420	.1168	55.5	1.39
%RSD	14.785	114.56	1.4860	1.2869	.48244
Check ?	Chk Pass	Chk Pass	Chk Pass	Chk Pass	Chk Pass
High Limit					
Low Limit					

Int. Std.	In2306	Y_2243	Y_3600	Y_3710
Units	Cts/S	Cts/S	Cts/S	Cts/S
Avg	5468.6	4267.7	59592.	8236.8
Stddev	2.3	1.9	106.	44.2
%RSD	.04236	.04405	.17742	.53693
Check ?	Chk Pass	Chk Pass	Chk Pass	Chk Pass
Value	93.590%	98.193%	94.801%	95.477%
Range				

PDF created with pdfFactory Pro trial version www.pdffactory.com

Sample Name: 240-67468-e-3-a Acquired: 7/27/2016 19:53:45 Type: Unk
Method: ICP I9 Method 200.7-6010(v138) Mode: CONC Corr. Factor: 1.000000
User: analyst Custom ID1: Custom ID2: Custom ID3:
Comment:

Elem	Ag3280	Al3082	As1890	B_1826	Ba4554	Be3130	Ca3179
IS Ref	(Y_3600)	(Y_3710)	(Y_2243)	(Y_2243)	(Y_3710)	(Y_3710)	(Y_3710)
Units	ppb	ppb	ppb	ppb	ppb	ppb	ppb
Avg	-.52045	408.36	3.2515	204.97	25.020	-.05181	110710.
Stddev	.27426	13.54	.7888	2.14	.156	.13683	153.
%RSD	52.695	3.3163	24.260	1.0448	.62466	264.08	.13777
Check ?	Chk Pass	Chk Pass	Chk Pass	Chk Pass	Chk Pass	Chk Pass	Chk Pass
High Limit							
Low Limit							

Elem	Cd2288	Co2286	Cr2677	Cu3273	Fe2599	K_7664	Li6707
IS Ref	(Y_2243)	(In2306)	(Y_3600)	(Y_3600)	(Y_3710)	(Y_3710)	(Y_3710)
Units	ppb	ppb	ppb	ppb	ppb	ppb	ppb
Avg	-.0231	1.9766	1.7948	3.8486	770.88	5694.4	191.97
Stddev	.0678	.3372	.2000	.6772	3.82	9.6	.64
%RSD	293.1	17.059	11.144	17.597	.49520	.16907	.33514
Check ?	Chk Pass	Chk Pass	Chk Pass	Chk Pass	Chk Pass	Chk Pass	Chk Pass
High Limit							
Low Limit							

Elem	Mg2790	Mn2576	Mo2020	Na5895	Ni2316	Pb2203	Sb2175
IS Ref	(Y_3710)	(Y_3600)	(Y_2243)	(Y_3710)	(In2306)	(Y_2243)	(Y_2243)
Units	ppb	ppb	ppb	ppb	ppb	ppb	ppb
Avg	36506.	666.18	1.6821	32650.	10.728	1.0043	-.7906
Stddev	288.	.68	.0973	31.	.197	1.6290	3.795
%RSD	.78873	.10142	5.7814	.09588	1.8358	162.21	480.0
Check ?	Chk Pass	Chk Pass	Chk Pass	Chk Pass	Chk Pass	Chk Pass	Chk Pass
High Limit							
Low Limit							

PDF created with pdfFactory Pro trial version www.pdffactory.com

Sample Name: 240-67468-e-3-a Acquired: 7/27/2016 19:53:45 Type: Unk
Method: ICP I9 Method 200.7-6010(v138) Mode: CONC Corr. Factor: 1.000000
User: analyst Custom ID1: Custom ID2: Custom ID3:
Comment:

Elem	Se1960	Sn1899	Ti3372	Tl1908	V_2908	Zn2062	Si2516
IS Ref	(Y_2243)	(In2306)	(Y_3600)	(In2306)	(Y_3710)	(In2306)	(Y_3710)
Units	ppb	ppb	ppb	ppb	ppb	ppb	ppb
Avg	-.75934	.42023	4.2274	3.3256	.78035	4.5020	2862.8
Stddev	3.5398	.78607	.2146	.2192	.94821	.0805	19.0
%RSD	466.17	187.06	5.0761	6.5919	121.51	1.7883	.66385
Check ?	Chk Pass	Chk Pass	Chk Pass	Chk Pass	Chk Pass	Chk Pass	Chk Pass
High Limit							
Low Limit							

Elem	Sr3464
IS Ref	(Y_3710)
Units	ppb
Avg	473.51
Stddev	7.28
%RSD	1.5366
Check ?	Chk Pass
High Limit	
Low Limit	

Int. Std.	In2306	Y_2243	Y_3600	Y_3710
Units	Cts/S	Cts/S	Cts/S	Cts/S
Avg	5424.6	4244.1	59368.	8227.5
Stddev	10.7	10.0	101.	26.7
%RSD	.19705	.23525	.17080	.32398
Check ?	Chk Pass	Chk Pass	Chk Pass	Chk Pass
Value	92.837%	97.650%	94.444%	95.369%
Range				

PDF created with pdfFactory Pro trial version www.pdffactory.com

Sample Name: 240-67468-e-4-a Acquired: 7/27/2016 19:57:51 Type: Unk
Method: ICP I9 Method 200.7-6010(v138) Mode: CONC Corr. Factor: 1.000000
User: analyst Custom ID1: Custom ID2: Custom ID3:
Comment:

Elem	Ag3280	Al3082	As1890	B_1826	Ba4554	Be3130	Ca3179	Cd2288
IS Ref	(Y_3600)	(Y_3710)	(Y_2243)	(Y_2243)	(Y_3710)	(Y_3710)	(Y_3710)	(Y_2243)
Units	ppb	ppb	ppb	ppb	ppb	ppb	ppb	ppb
Avg	-.51504	721.61	1.8797	93.281	32.099	.00043	91139.	.1822
Stddev	.37894	15.94	1.9860	.929	.336	.06812	277.	.0457
%RSD	73.575	2.2093	105.65	.99559	1.0453	15773.	.30395	25.09
Check ?	Chk Pass	Chk Pass	Chk Pass	Chk Pass	Chk Pass	Chk Pass	Chk Pass	Chk Pass
High Limit								
Low Limit								

Elem	Co2286	Cr2677	Cu3273	Fe2599	K_7664	Li6707	Mg2790	Mn2576
IS Ref	(In2306)	(Y_3600)	(Y_3600)	(Y_3710)	(Y_3710)	(Y_3710)	(Y_3710)	(Y_3600)
Units	ppb	ppb	ppb	ppb	ppb	ppb	ppb	ppb
Avg	1.1632	3.1177	8.0494	887.71	4154.9	193.55	30992.	466.86
Stddev	.0327	.1473	.9302	3.67	24.4	.26	77.	1.93
%RSD	2.8124	4.7252	11.555	.41395	.58829	.13604	.24690	.41260
Check ?	Chk Pass	Chk Pass	Chk Pass	Chk Pass	Chk Pass	Chk Pass	Chk Pass	Chk Pass
High Limit								
Low Limit								

Elem	Mo2020	Na5895	Ni2316	Pb2203	Sb2175	Se1960	Sn1899	Ti3372
IS Ref	(Y_2243)	(Y_3710)	(In2306)	(Y_2243)	(Y_2243)	(Y_2243)	(In2306)	(Y_3600)
Units	ppb	ppb	ppb	ppb	ppb	ppb	ppb	ppb
Avg	1.1189	41159.	6.3375	2.1791	1.079	1.3812	1.0290	9.3718
Stddev	.2408	117.	.4108	1.7602	1.719	.5692	.1471	.0150
%RSD	21.525	.28396	6.4821	80.777	159.3	41.214	14.296	.16004
Check ?	Chk Pass	Chk Pass	Chk Pass	Chk Pass	Chk Pass	Chk Pass	Chk Pass	Chk Pass
High Limit								
Low Limit								

PDF created with pdfFactory Pro trial version www.pdffactory.com

Sample Name: 240-67468-e-4-a Acquired: 7/27/2016 19:57:51 Type: Unk
Method: ICP I9 Method 200.7-6010(v138) Mode: CONC Corr. Factor: 1.000000
User: analyst Custom ID1: Custom ID2: Custom ID3:
Comment:

Elem	Tl1908	V_2908	Zn2062	Si2516	Sr3464
IS Ref	(In2306)	(Y_3710)	(In2306)	(Y_3710)	(Y_3710)
Units	ppb	ppb	ppb	ppb	ppb
Avg	2.8631	.02793	14.953	4281.9	328.99
Stddev	.5704	1.6863	.105	12.0	3.10
%RSD	19.923	6037.4	.69908	.27955	.94353
Check ?	Chk Pass	Chk Pass	Chk Pass	Chk Pass	Chk Pass
High Limit					
Low Limit					

Int. Std.	In2306	Y_2243	Y_3600	Y_3710
Units	Cts/S	Cts/S	Cts/S	Cts/S
Avg	5464.1	4267.6	59641.	8261.0
Stddev	3.3	7.0	156.	17.8
%RSD	.06131	.16298	.26091	.21598
Check ?	Chk Pass	Chk Pass	Chk Pass	Chk Pass
Value	93.513%	98.190%	94.878%	95.757%
Range				

PDF created with pdfFactory Pro trial version www.pdffactory.com

Sample Name: mb 240-239616/1-a Acquired: 7/27/2016 20:01:58 Type: QC
Method: ICP I9 Method 200.7-6010(v138) Mode: CONC Corr. Factor: 1.000000
User: analyst Custom ID1: Custom ID2: Custom ID3:
Comment:

Elem	Ag3280	Al3082	As1890	B_1826	Ba4554	Be3130	Ca3179
IS Ref	(Y_3600)	(Y_3710)	(Y_2243)	(Y_2243)	(Y_3710)	(Y_3710)	(Y_3710)
Units	ppb	ppb	ppb	ppb	ppb	ppb	ppb
Avg	-.34399	9.7257	-.70626	4.3543	.16267	-.01043	64.638
Stddev	.14907	5.3632	.44763	.2577	.20023	.09622	3.093
%RSD	43.337	55.144	63.380	5.9190	123.09	922.57	4.7844
Check ?	Chk Pass	Chk Pass	Chk Pass	Chk Pass	Chk Pass	Chk Pass	Chk Pass
High Limit							
Low Limit							

Elem	Cd2288	Co2286	Cr2677	Cu3273	Fe2599	K_7664	Li6707
IS Ref	(Y_2243)	(In2306)	(Y_3600)	(Y_3600)	(Y_3710)	(Y_3710)	(Y_3710)
Units	ppb	ppb	ppb	ppb	ppb	ppb	ppb
Avg	-.0967	-.00187	-.27750	2.1185	.92174	87.531	F 140.58
Stddev	.1629	.11090	.23365	.8208	1.3521	36.215	1.58
%RSD	168.5	5921.7	84.197	38.743	146.69	41.374	1.1208
Check ?	Chk Pass	Chk Pass	Chk Pass	Chk Pass	Chk Pass	Chk Pass	Chk Fail
High Limit							50.000
Low Limit							-1000.0

Elem	Mg2790	Mn2576	Mo2020	Na5895	Ni2316	Pb2203	Sb2175
IS Ref	(Y_3710)	(Y_3600)	(Y_2243)	(Y_3710)	(In2306)	(Y_2243)	(Y_2243)
Units	ppb	ppb	ppb	ppb	ppb	ppb	ppb
Avg	5.8942	.58054	.18005	113.57	.27646	.66299	.4589
Stddev	3.8834	.00801	.14013	5.16	.13385	1.3255	.5690
%RSD	65.885	1.3801	77.830	4.5408	48.417	199.93	124.0
Check ?	Chk Pass	Chk Pass	Chk Pass	Chk Pass	Chk Pass	Chk Pass	Chk Pass
High Limit							
Low Limit							

PDF created with pdfFactory Pro trial version www.pdffactory.com

Sample Name: mb 240-239616/1-a Acquired: 7/27/2016 20:01:58 Type: QC
Method: ICP I9 Method 200.7-6010(v138) Mode: CONC Corr. Factor: 1.000000
User: analyst Custom ID1: Custom ID2: Custom ID3:
Comment:

Elem	Se1960	Sn1899	Ti3372	Tl1908	V_2908	Zn2062	Si2516
IS Ref	(Y_2243)	(In2306)	(Y_3600)	(In2306)	(Y_3710)	(In2306)	(Y_3710)
Units	ppb	ppb	ppb	ppb	ppb	ppb	ppb
Avg	.35347	.36039	.09911	-.39965	-1.1109	.45935	104.67
Stddev	.92688	.81143	.22580	.47108	2.4626	.01752	6.75
%RSD	262.22	225.15	227.83	117.87	221.68	3.8145	6.4448
Check ?	Chk Pass	Chk Pass	Chk Pass	Chk Pass	Chk Pass	Chk Pass	Chk Pass
High Limit							
Low Limit							

Elem	Sr3464
IS Ref	(Y_3710)
Units	ppb
Avg	6.4506
Stddev	2.7513
%RSD	42.651
Check ?	Chk Pass
High Limit	
Low Limit	

Int. Std.	In2306	Y_2243	Y_3600	Y_3710
Units	Cts/S	Cts/S	Cts/S	Cts/S
Avg	5916.5	4421.7	62457.	8340.9
Stddev	11.0	4.7	170.	49.4
%RSD	.18620	.10532	.27234	.59195

PDF created with pdfFactory Pro trial version www.pdffactory.com

Sample Name: CCV-2632473 Acquired: 7/27/2016 20:06:11 Type: QC
Method: ICP I9 Method 200.7-6010(v138) Mode: CONC Corr. Factor: 1.000000
User: analyst Custom ID1: Custom ID2: Custom ID3:
Comment:

Elem	Ag3280	Al3082	As1890	B_1826	Ba4554	Be3130	Ca3179	Cd2288
IS Ref	(Y_3600)	(Y_3710)	(Y_2243)	(Y_2243)	(Y_3710)	(Y_3710)	(Y_3710)	(Y_2243)
Units	ppb	ppb	ppb	ppb	ppb	ppb	ppb	ppb
Avg	1018.7	24016.	498.91	5171.8	1971.1	1973.2	50083.	502.9
Stddev	1.2	147.	4.21	19.1	1.9	3.9	287.	2.0
%RSD	.11548	.61383	.84423	.36957	.09624	.19925	.57332	.3970
Check ?	Chk Pass	Chk Pass	Chk Pass	Chk Pass	Chk Pass	Chk Pass	Chk Pass	Chk Pass
Value								
Range								

Elem	Co2286	Cr2677	Cu3273	Fe2599	K_7664	Li6707	Mg2790	Mn2576
IS Ref	(In2306)	(Y_3600)	(Y_3600)	(Y_3710)	(Y_3710)	(Y_3710)	(Y_3710)	(Y_3600)
Units	ppb	ppb	ppb	ppb	ppb	ppb	ppb	ppb
Avg	2016.4	1952.5	1953.6	25213.	49206.	4957.3	49108.	1972.9
Stddev	9.3	3.4	2.5	57.	171.	15.4	143.	7.0
%RSD	.46151	.17474	.12716	.22494	.34726	.31151	.29162	.35733
Check ?	Chk Pass	Chk Pass	Chk Pass	Chk Pass	Chk Pass	Chk Pass	Chk Pass	Chk Pass
Value								
Range								

Elem	Mo2020	Na5895	Ni2316	Pb2203	Sb2175	Se1960	Sn1899	Ti3372
IS Ref	(Y_2243)	(Y_3710)	(In2306)	(Y_2243)	(Y_2243)	(Y_2243)	(In2306)	(Y_3600)
Units	ppb	ppb	ppb	ppb	ppb	ppb	ppb	ppb
Avg	2005.3	48719.	2021.7	488.88	513.1	508.48	5181.4	5107.2
Stddev	12.9	171.	7.6	6.04	6.7	4.89	31.8	23.3
%RSD	.64504	.35085	.37381	1.2353	1.315	.96178	.61425	.45665
Check ?	Chk Pass	Chk Pass	Chk Pass	Chk Pass	Chk Pass	Chk Pass	Chk Pass	Chk Pass
Value								
Range								

PDF created with pdfFactory Pro trial version www.pdffactory.com

Sample Name: CCV-2632473 Acquired: 7/27/2016 20:06:11 Type: QC
Method: ICP I9 Method 200.7-6010(v138) Mode: CONC Corr. Factor: 1.000000
User: analyst Custom ID1: Custom ID2: Custom ID3:
Comment:

Elem	Tl1908	V_2908	Zn2062	Si2516	Sr3464
IS Ref	(In2306)	(Y_3710)	(In2306)	(Y_3710)	(Y_3710)
Units	ppb	ppb	ppb	ppb	ppb
Avg	1012.3	1955.7	2091.8	5241.3	4968.5
Stddev	7.4	13.2	9.6	63.1	12.4
%RSD	.73593	.67424	.45761	1.2046	.24993
Check ?	Chk Pass	Chk Pass	Chk Pass	Chk Pass	Chk Pass
Value					
Range					

Int. Std.	In2306	Y_2243	Y_3600	Y_3710
Units	Cts/S	Cts/S	Cts/S	Cts/S
Avg	5166.1	4187.9	58201.	8012.4
Stddev	8.8	4.9	83.	43.5
%RSD	.16987	.11740	.14305	.54249

PDF created with pdfFactory Pro trial version www.pdffactory.com

Sample Name: CCB Acquired: 7/27/2016 20:10:05 Type: QC
Method: ICP I9 Method 200.7-6010(v138) Mode: CONC Corr. Factor: 1.000000
User: analyst Custom ID1: Custom ID2: Custom ID3:
Comment:

Elem	Ag3280	Al3082	As1890	B_1826	Ba4554	Be3130	Ca3179
IS Ref	(Y_3600)	(Y_3710)	(Y_2243)	(Y_2243)	(Y_3710)	(Y_3710)	(Y_3710)
Units	ppb	ppb	ppb	ppb	ppb	ppb	ppb
Avg	-.34534	-1.7070	1.0389	7.0169	.27305	.03944	-1.2399
Stddev	.39923	11.996	1.6699	.3489	.10053	.06315	2.1915
%RSD	115.60	702.74	160.74	4.9723	36.818	160.12	176.75
Check ?	Chk Pass	Chk Pass	Chk Pass	Chk Pass	Chk Pass	Chk Pass	Chk Pass
High Limit							
Low Limit							

Elem	Cd2288	Co2286	Cr2677	Cu3273	Fe2599	K_7664	Li6707
IS Ref	(Y_2243)	(In2306)	(Y_3600)	(Y_3600)	(Y_3710)	(Y_3710)	(Y_3710)
Units	ppb	ppb	ppb	ppb	ppb	ppb	ppb
Avg	.0740	.20183	-.09684	1.8203	-.52255	148.48	F 154.46
Stddev	.1155	.05960	.34223	.9564	.49861	15.17	1.98
%RSD	156.1	29.530	353.40	52.540	95.420	10.219	1.2839
Check ?	Chk Pass	Chk Pass	Chk Pass	Chk Pass	Chk Pass	Chk Pass	Chk Fail
High Limit							50.000
Low Limit							-50.000

Elem	Mg2790	Mn2576	Mo2020	Na5895	Ni2316	Pb2203	Sb2175
IS Ref	(Y_3710)	(Y_3600)	(Y_2243)	(Y_3710)	(In2306)	(Y_2243)	(Y_2243)
Units	ppb	ppb	ppb	ppb	ppb	ppb	ppb
Avg	8.0907	.02393	3.6930	87.005	.05924	.95298	-.0355
Stddev	9.9267	.02403	.0440	9.768	.24785	.83729	1.262
%RSD	122.69	100.41	1.1916	11.227	418.40	87.861	3552.
Check ?	Chk Pass	Chk Pass	Chk Pass	Chk Pass	Chk Pass	Chk Pass	Chk Pass
High Limit							
Low Limit							

PDF created with pdfFactory Pro trial version www.pdffactory.com

Sample Name: CCB Acquired: 7/27/2016 20:10:05 Type: QC
Method: ICP I9 Method 200.7-6010(v138) Mode: CONC Corr. Factor: 1.000000
User: analyst Custom ID1: Custom ID2: Custom ID3:
Comment:

Elem	Se1960	Sn1899	Ti3372	Tl1908	V_2908	Zn2062	Si2516
IS Ref	(Y_2243)	(In2306)	(Y_3600)	(In2306)	(Y_3710)	(In2306)	(Y_3710)
Units	ppb	ppb	ppb	ppb	ppb	ppb	ppb
Avg	3.4486	.57995	1.7657	-.32786	-1.7236	-.16716	-18.573
Stddev	.5528	.27329	.1397	.64950	4.4103	.13579	4.598
%RSD	16.031	47.123	7.9133	198.10	255.88	81.229	24.759
Check ?	Chk Pass	Chk Pass	Chk Pass	Chk Pass	Chk Pass	Chk Pass	Chk Pass
High Limit							
Low Limit							

Elem	Sr3464
IS Ref	(Y_3710)
Units	ppb
Avg	4.9420
Stddev	4.1201
%RSD	83.370
Check ?	Chk Pass
High Limit	
Low Limit	

Int. Std.	In2306	Y_2243	Y_3600	Y_3710
Units	Cts/S	Cts/S	Cts/S	Cts/S
Avg	5859.2	4368.3	61667.	8118.9
Stddev	6.9	5.6	107.	34.3
%RSD	.11789	.12828	.17366	.42282

PDF created with pdfFactory Pro trial version www.pdffactory.com

Sample Name: lcs 240-239616/2-a Acquired: 7/27/2016 20:14:17 Type: QC
Method: ICP I9 Method 200.7-6010(v138) Mode: CONC Corr. Factor: 1.000000
User: analyst Custom ID1: Custom ID2: Custom ID3:
Comment:

Elem	Ag3280	Al3082	As1890	B_1826	Ba4554	Be3130	Ca3179
IS Ref	(Y_3600)	(Y_3710)	(Y_2243)	(Y_2243)	(Y_3710)	(Y_3710)	(Y_3710)
Units	ppb	ppb	ppb	ppb	ppb	ppb	ppb
Avg	51.174	1940.1	2102.2	1083.5	1981.2	50.677	49328.
Stddev	.200	21.1	5.9	2.5	3.4	.218	253.
%RSD	.39017	1.0864	.28178	.23137	.17389	.42923	.51191
Check ?	Chk Pass	Chk Pass	Chk Pass	Chk Pass	Chk Pass	Chk Pass	Chk Pass
Value							
Range							

Elem	Cd2288	Co2286	Cr2677	Cu3273	Fe2599	K_7664	Li6707
IS Ref	(Y_2243)	(In2306)	(Y_3600)	(Y_3600)	(Y_3710)	(Y_3710)	(Y_3710)
Units	ppb	ppb	ppb	ppb	ppb	ppb	ppb
Avg	50.95	504.50	198.74	253.11	1026.7	49265.	1125.3
Stddev	.33	1.35	.92	1.81	5.3	180.	6.0
%RSD	.6431	.26761	.46070	.71353	.51338	.36442	.52986
Check ?	Chk Pass	Chk Pass	Chk Pass	Chk Pass	Chk Pass	Chk Pass	Chk Pass
Value							
Range							

Elem	Mg2790	Mn2576	Mo2020	Na5895	Ni2316	Pb2203	Sb2175
IS Ref	(Y_3710)	(Y_3600)	(Y_2243)	(Y_3710)	(In2306)	(Y_2243)	(Y_2243)
Units	ppb	ppb	ppb	ppb	ppb	ppb	ppb
Avg	49633.	503.22	1003.0	48912.	515.99	495.11	520.8
Stddev	94.	1.96	4.7	118.	1.13	1.61	4.7
%RSD	.18986	.39015	.46747	.24185	.21992	.32445	.9008
Check ?	Chk Pass	Chk Pass	Chk Pass	Chk Pass	Chk Pass	Chk Pass	Chk Pass
Value							
Range							

PDF created with pdfFactory Pro trial version www.pdffactory.com

Sample Name: lcs 240-239616/2-a Acquired: 7/27/2016 20:14:17 Type: QC
Method: ICP I9 Method 200.7-6010(v138) Mode: CONC Corr. Factor: 1.000000
User: analyst Custom ID1: Custom ID2: Custom ID3:
Comment:

Elem	Se1960	Sn1899	Ti3372	Tl1908	V_2908	Zn2062	Si2516
IS Ref	(Y_2243)	(In2306)	(Y_3600)	(In2306)	(Y_3710)	(In2306)	(Y_3710)
Units	ppb	ppb	ppb	ppb	ppb	ppb	ppb
Avg	2146.6	2055.9	1040.6	2002.8	495.42	532.75	F 1208.3
Stddev	7.9	9.6	1.5	9.5	5.68	.74	5.9
%RSD	.36570	.46705	.14636	.47240	1.1460	.13945	.48970
Check ?	Chk Pass	Chk Pass	Chk Pass	Chk Pass	Chk Pass	Chk Pass	Chk Fail
Value							1000.0
Range							15.500%

Elem	Sr3464
IS Ref	(Y_3710)
Units	ppb
Avg	1003.5
Stddev	5.3
%RSD	.53203
Check ?	Chk Pass
Value	
Range	

Int. Std.	In2306	Y_2243	Y_3600	Y_3710
Units	Cts/S	Cts/S	Cts/S	Cts/S
Avg	5295.3	4217.5	58906.	8126.0
Stddev	7.9	.3	75.	26.5
%RSD	.15003	.00609	.12793	.32649

PDF created with pdfFactory Pro trial version www.pdffactory.com

Sample Name: 240-67469-d-2-a@2 Acquired: 7/27/2016 20:18:02 Type: Unk
Method: ICP I9 Method 200.7-6010(v138) Mode: CONC Corr. Factor: 1.000000
User: analyst Custom ID1: Custom ID2: Custom ID3:
Comment:

Elem	Ag3280	Al3082	As1890	B_1826	Ba4554	Be3130	Ca3179	Cd2288
IS Ref	(Y_3600)	(Y_3710)	(Y_2243)	(Y_2243)	(Y_3710)	(Y_3710)	(Y_3710)	(Y_2243)
Units	ppb	ppb	ppb	ppb	ppb	ppb	ppb	ppb
Avg	.35625	2621.2	3.3280	153.02	13.508	1.1904	74212.	2.520
Stddev	.15051	24.3	.5378	.74	.260	.0454	223.	.041
%RSD	42.249	.92725	16.161	.48259	1.9256	3.8115	.30047	1.616
Check ?	Chk Pass	Chk Pass	Chk Pass	Chk Pass	Chk Pass	Chk Pass	Chk Pass	Chk Pass
High Limit								
Low Limit								

Elem	Co2286	Cr2677	Cu3273	Fe2599	K_7664	Li6707	Mg2790	Mn2576
IS Ref	(In2306)	(Y_3600)	(Y_3600)	(Y_3710)	(Y_3710)	(Y_3710)	(Y_3710)	(Y_3600)
Units	ppb	ppb	ppb	ppb	ppb	ppb	ppb	ppb
Avg	79.431	1.4492	12.634	142.62	6529.5	189.17	47224.	10741.
Stddev	1.082	.2344	.796	2.78	40.2	.88	156.	78.
%RSD	1.3621	16.177	6.2993	1.9508	.61596	.46737	.33002	.72271
Check ?	Chk Pass	Chk Pass	Chk Pass	Chk Pass	Chk Pass	Chk Pass	Chk Pass	Chk Pass
High Limit								
Low Limit								

Elem	Mo2020	Na5895	Ni2316	Pb2203	Sb2175	Se1960	Sn1899	Ti3372
IS Ref	(Y_2243)	(Y_3710)	(In2306)	(Y_2243)	(Y_2243)	(Y_2243)	(In2306)	(Y_3600)
Units	ppb	ppb	ppb	ppb	ppb	ppb	ppb	ppb
Avg	3.4992	20936.	194.71	2.4755	1.938	3.9392	.76957	1.8149
Stddev	.0821	11.	.56	.1281	1.863	1.5164	.52791	.0918
%RSD	2.3456	.05256	.28791	5.1743	96.14	38.495	68.598	5.0588
Check ?	Chk Pass	Chk Pass	Chk Pass	Chk Pass	Chk Pass	Chk Pass	Chk Pass	Chk Pass
High Limit								
Low Limit								

PDF created with pdfFactory Pro trial version www.pdffactory.com

Sample Name: 240-67469-d-2-a@2 Acquired: 7/27/2016 20:18:02 Type: Unk
Method: ICP I9 Method 200.7-6010(v138) Mode: CONC Corr. Factor: 1.000000
User: analyst Custom ID1: Custom ID2: Custom ID3:
Comment:

Elem	Tl1908	V_2908	Zn2062	Si2516	Sr3464
IS Ref	(In2306)	(Y_3710)	(In2306)	(Y_3710)	(Y_3710)
Units	ppb	ppb	ppb	ppb	ppb
Avg	38.847	.26864	229.57	353.96	226.56
Stddev	.724	.50357	1.52	2.82	.51
%RSD	1.8625	187.45	.66089	.79668	.22294
Check ?	Chk Pass	Chk Pass	Chk Pass	Chk Pass	Chk Pass
High Limit					
Low Limit					

Int. Std.	In2306	Y_2243	Y_3600	Y_3710
Units	Cts/S	Cts/S	Cts/S	Cts/S
Avg	5481.7	4363.8	61242.	8388.0
Stddev	2.7	7.3	112.	38.7
%RSD	.05011	.16681	.18327	.46081
Check ?	Chk Pass	Chk Pass	Chk Pass	Chk Pass
Value	93.814%	100.40%	97.425%	97.229%
Range				

PDF created with pdfFactory Pro trial version www.pdffactory.com

Sample Name: 240-67469-e-4-a Acquired: 7/27/2016 20:22:12 Type: Unk
Method: ICP I9 Method 200.7-6010(v138) Mode: CONC Corr. Factor: 1.000000
User: analyst Custom ID1: Custom ID2: Custom ID3:
Comment:

Elem	Ag3280	Al3082	As1890	B_1826	Ba4554	Be3130	Ca3179	Cd2288
IS Ref	(Y_3600)	(Y_3710)	(Y_2243)	(Y_2243)	(Y_3710)	(Y_3710)	(Y_3710)	(Y_2243)
Units	ppb	ppb	ppb	ppb	ppb	ppb	ppb	ppb
Avg	-.83950	1997.4	2.4794	165.73	13.505	-.01112	84623.	.2331
Stddev	.20320	11.0	2.1273	1.40	.114	.07973	216.	.0157
%RSD	24.205	.54862	85.799	.84552	.84482	716.90	.25473	6.732
Check ?	Chk Pass	Chk Pass	Chk Pass	Chk Pass	Chk Pass	Chk Pass	Chk Pass	Chk Pass
High Limit								
Low Limit								

Elem	Co2286	Cr2677	Cu3273	Fe2599	K_7664	Li6707	Mg2790	Mn2576
IS Ref	(In2306)	(Y_3600)	(Y_3600)	(Y_3710)	(Y_3710)	(Y_3710)	(Y_3710)	(Y_3600)
Units	ppb	ppb	ppb	ppb	ppb	ppb	ppb	ppb
Avg	.19076	2.7550	3.8811	36.966	4057.2	166.43	23851.	111.34
Stddev	.08058	.3742	.3504	.604	30.3	1.97	31.	.19
%RSD	42.244	13.584	9.0279	1.6348	.74664	1.1863	.13161	.17456
Check ?	Chk Pass	Chk Pass	Chk Pass	Chk Pass	Chk Pass	Chk Pass	Chk Pass	Chk Pass
High Limit								
Low Limit								

Elem	Mo2020	Na5895	Ni2316	Pb2203	Sb2175	Se1960	Sn1899	Ti3372
IS Ref	(Y_2243)	(Y_3710)	(In2306)	(Y_2243)	(Y_2243)	(Y_2243)	(In2306)	(Y_3600)
Units	ppb	ppb	ppb	ppb	ppb	ppb	ppb	ppb
Avg	12.164	17906.	5.1553	1.5918	-.0654	.03445	.18859	.84572
Stddev	.298	39.	.3678	1.0176	1.222	1.0513	.29522	.20343
%RSD	2.4466	.21560	7.1353	63.932	1870.	3051.9	156.55	24.053
Check ?	Chk Pass	Chk Pass	Chk Pass	Chk Pass	Chk Pass	Chk Pass	Chk Pass	Chk Pass
High Limit								
Low Limit								

PDF created with pdfFactory Pro trial version www.pdffactory.com

Sample Name: 240-67469-e-4-a Acquired: 7/27/2016 20:22:12 Type: Unk
Method: ICP I9 Method 200.7-6010(v138) Mode: CONC Corr. Factor: 1.000000
User: analyst Custom ID1: Custom ID2: Custom ID3:
Comment:

Elem	Tl1908	V_2908	Zn2062	Si2516	Sr3464
IS Ref	(In2306)	(Y_3710)	(In2306)	(Y_3710)	(Y_3710)
Units	ppb	ppb	ppb	ppb	ppb
Avg	1.4019	.59198	6.1316	1011.8	281.84
Stddev	1.2536	2.2605	.0516	9.4	3.12
%RSD	89.419	381.85	.84220	.93228	1.1076
Check ?	Chk Pass	Chk Pass	Chk Pass	Chk Pass	Chk Pass
High Limit					
Low Limit					

Int. Std.	In2306	Y_2243	Y_3600	Y_3710
Units	Cts/S	Cts/S	Cts/S	Cts/S
Avg	5548.7	4287.6	60247.	8283.9
Stddev	9.5	3.8	190.	17.8
%RSD	.17133	.08782	.31541	.21440
Check ?	Chk Pass	Chk Pass	Chk Pass	Chk Pass
Value	94.961%	98.651%	95.842%	96.023%
Range				

PDF created with pdfFactory Pro trial version www.pdffactory.com

Sample Name: 240-67516-a-1-a Acquired: 7/27/2016 20:26:21 Type: Unk
Method: ICP I9 Method 200.7-6010(v138) Mode: CONC Corr. Factor: 1.000000
User: analyst Custom ID1: Custom ID2: Custom ID3:
Comment:

Elem	Ag3280	Al3082	As1890	B_1826	Ba4554	Be3130	Ca3179	Cd2288
IS Ref	(Y_3600)	(Y_3710)	(Y_2243)	(Y_2243)	(Y_3710)	(Y_3710)	(Y_3710)	(Y_2243)
Units	ppb	ppb	ppb	ppb	ppb	ppb	ppb	ppb
Avg	-1.0249	209.17	1.3606	90.007	11.425	-.06442	48299.	-.1017
Stddev	.1570	22.48	1.4547	.731	.102	.14676	188.	.0377
%RSD	15.323	10.747	106.91	.81240	.89547	227.80	.38983	37.07
Check ?	Chk Pass	Chk Pass	Chk Pass	Chk Pass	Chk Pass	Chk Pass	Chk Pass	Chk Pass
High Limit								
Low Limit								

Elem	Co2286	Cr2677	Cu3273	Fe2599	K_7664	Li6707	Mg2790	Mn2576
IS Ref	(In2306)	(Y_3600)	(Y_3600)	(Y_3710)	(Y_3710)	(Y_3710)	(Y_3710)	(Y_3600)
Units	ppb	ppb	ppb	ppb	ppb	ppb	ppb	ppb
Avg	.40949	.63933	7.4132	379.42	2368.5	143.65	10969.	42.319
Stddev	.25332	.26056	.5756	4.22	9.3	1.79	47.	.103
%RSD	61.861	40.755	7.7649	1.1110	.39330	1.2464	.43087	.24317
Check ?	Chk Pass	Chk Pass	Chk Pass	Chk Pass	Chk Pass	Chk Pass	Chk Pass	Chk Pass
High Limit								
Low Limit								

Elem	Mo2020	Na5895	Ni2316	Pb2203	Sb2175	Se1960	Sn1899	Ti3372
IS Ref	(Y_2243)	(Y_3710)	(In2306)	(Y_2243)	(Y_2243)	(Y_2243)	(In2306)	(Y_3600)
Units	ppb	ppb	ppb	ppb	ppb	ppb	ppb	ppb
Avg	6.4688	24226.	1.2473	1.5705	-1.167	-.15901	1.4109	5.0593
Stddev	.2320	38.	.5347	1.1175	2.262	3.0607	.5292	.1802
%RSD	3.5863	.15646	42.865	71.153	193.8	1924.9	37.508	3.5608
Check ?	Chk Pass	Chk Pass	Chk Pass	Chk Pass	Chk Pass	Chk Pass	Chk Pass	Chk Pass
High Limit								
Low Limit								

PDF created with pdfFactory Pro trial version www.pdffactory.com

Sample Name: 240-67516-a-1-a Acquired: 7/27/2016 20:26:21 Type: Unk
Method: ICP I9 Method 200.7-6010(v138) Mode: CONC Corr. Factor: 1.000000
User: analyst Custom ID1: Custom ID2: Custom ID3:
Comment:

Elem	Tl1908	V_2908	Zn2062	Si2516	Sr3464
IS Ref	(In2306)	(Y_3710)	(In2306)	(Y_3710)	(Y_3710)
Units	ppb	ppb	ppb	ppb	ppb
Avg	.40446	-.46611	3.6950	3495.7	252.06
Stddev	1.4780	2.0428	.0714	9.0	2.01
%RSD	365.43	438.26	1.9323	.25789	.79791
Check ?	Chk Pass	Chk Pass	Chk Pass	Chk Pass	Chk Pass
High Limit					
Low Limit					

Int. Std.	In2306	Y_2243	Y_3600	Y_3710
Units	Cts/S	Cts/S	Cts/S	Cts/S
Avg	5604.4	4312.1	60685.	8261.5
Stddev	4.5	1.1	94.	49.8
%RSD	.08077	.02597	.15536	.60298
Check ?	Chk Pass	Chk Pass	Chk Pass	Chk Pass
Value	95.915%	99.214%	96.538%	95.763%
Range				

PDF created with pdfFactory Pro trial version www.pdffactory.com

Sample Name: 240-67516-a-2-a Acquired: 7/27/2016 20:30:29 Type: Unk
Method: ICP I9 Method 200.7-6010(v138) Mode: CONC Corr. Factor: 1.000000
User: analyst Custom ID1: Custom ID2: Custom ID3:
Comment:

Elem	Ag3280	Al3082	As1890	B_1826	Ba4554	Be3130	Ca3179	Cd2288
IS Ref	(Y_3600)	(Y_3710)	(Y_2243)	(Y_2243)	(Y_3710)	(Y_3710)	(Y_3710)	(Y_2243)
Units	ppb	ppb	ppb	ppb	ppb	ppb	ppb	ppb
Avg	-.86222	67.943	1.1311	80.478	10.258	-.13362	46978.	-.0240
Stddev	.23032	14.284	1.1937	.524	.194	.01998	281.	.1071
%RSD	26.713	21.024	105.53	.65105	1.8925	14.953	.59823	445.9
Check ?	Chk Pass	Chk Pass	Chk Pass	Chk Pass	Chk Pass	Chk Pass	Chk Pass	Chk Pass
High Limit								
Low Limit								

Elem	Co2286	Cr2677	Cu3273	Fe2599	K_7664	Li6707	Mg2790	Mn2576
IS Ref	(In2306)	(Y_3600)	(Y_3600)	(Y_3710)	(Y_3710)	(Y_3710)	(Y_3710)	(Y_3600)
Units	ppb	ppb	ppb	ppb	ppb	ppb	ppb	ppb
Avg	.29898	.28757	5.5570	99.260	2288.5	131.80	10815.	19.680
Stddev	.20024	.23412	.8216	1.153	47.9	.70	55.	.047
%RSD	66.973	81.414	14.786	1.1616	2.0922	.53390	.50944	.23871
Check ?	Chk Pass	Chk Pass	Chk Pass	Chk Pass	Chk Pass	Chk Pass	Chk Pass	Chk Pass
High Limit								
Low Limit								

Elem	Mo2020	Na5895	Ni2316	Pb2203	Sb2175	Se1960	Sn1899	Ti3372
IS Ref	(Y_2243)	(Y_3710)	(In2306)	(Y_2243)	(Y_2243)	(Y_2243)	(In2306)	(Y_3600)
Units	ppb	ppb	ppb	ppb	ppb	ppb	ppb	ppb
Avg	5.9366	20017.	.72768	1.0762	-.1740	-.25480	-.21710	1.2964
Stddev	.4088	62.	.61236	1.0093	2.454	.71985	.61652	.1271
%RSD	6.8854	.30967	84.152	93.782	1411.	282.52	283.98	9.8012
Check ?	Chk Pass	Chk Pass	Chk Pass	Chk Pass	Chk Pass	Chk Pass	Chk Pass	Chk Pass
High Limit								
Low Limit								

PDF created with pdfFactory Pro trial version www.pdffactory.com

Sample Name: 240-67516-a-2-a Acquired: 7/27/2016 20:30:29 Type: Unk
Method: ICP I9 Method 200.7-6010(v138) Mode: CONC Corr. Factor: 1.000000
User: analyst Custom ID1: Custom ID2: Custom ID3:
Comment:

Elem	Tl1908	V_2908	Zn2062	Si2516	Sr3464
IS Ref	(In2306)	(Y_3710)	(In2306)	(Y_3710)	(Y_3710)
Units	ppb	ppb	ppb	ppb	ppb
Avg	.29023	-.81114	1.2148	3423.0	252.33
Stddev	.90535	.03643	.0184	22.4	3.07
%RSD	311.94	4.4914	1.5156	.65366	1.2149
Check ?	Chk Pass	Chk Pass	Chk Pass	Chk Pass	Chk Pass
High Limit					
Low Limit					

Int. Std.	In2306	Y_2243	Y_3600	Y_3710
Units	Cts/S	Cts/S	Cts/S	Cts/S
Avg	5642.2	4328.6	60536.	8278.7
Stddev	6.8	11.1	156.	58.6
%RSD	.12016	.25613	.25785	.70739
Check ?	Chk Pass	Chk Pass	Chk Pass	Chk Pass
Value	96.561%	99.595%	96.301%	95.962%
Range				

PDF created with pdfFactory Pro trial version www.pdffactory.com

Sample Name: 240-67503-h-1-a Acquired: 7/27/2016 20:34:37 Type: Unk
Method: ICP I9 Method 200.7-6010(v138) Mode: CONC Corr. Factor: 1.000000
User: analyst Custom ID1: Custom ID2: Custom ID3:
Comment:

Elem	Ag3280	Al3082	As1890	B_1826	Ba4554	Be3130	Ca3179	Cd2288
IS Ref	(Y_3600)	(Y_3710)	(Y_2243)	(Y_2243)	(Y_3710)	(Y_3710)	(Y_3710)	(Y_2243)
Units	ppb	ppb	ppb	ppb	ppb	ppb	ppb	ppb
Avg	-.60763	42.805	6.2281	534.21	14.983	-.00728	31162.	.0162
Stddev	.39917	6.474	1.8788	.84	.264	.04367	110.	.1093
%RSD	65.692	15.126	30.167	.15720	1.7611	600.12	.35255	673.8
Check ?	Chk Pass	Chk Pass	Chk Pass	Chk Pass	Chk Pass	Chk Pass	Chk Pass	Chk Pass
High Limit								
Low Limit								

Elem	Co2286	Cr2677	Cu3273	Fe2599	K_7664	Li6707	Mg2790	Mn2576
IS Ref	(In2306)	(Y_3600)	(Y_3600)	(Y_3710)	(Y_3710)	(Y_3710)	(Y_3710)	(Y_3600)
Units	ppb	ppb	ppb	ppb	ppb	ppb	ppb	ppb
Avg	.76350	6.8928	1.7252	9495.6	43437.	150.22	9298.7	681.37
Stddev	.14699	.4058	.1297	21.8	55.	1.09	11.8	1.73
%RSD	19.252	5.8866	7.5178	.22905	.12560	.72865	.12737	.25339
Check ?	Chk Pass	Chk Pass	Chk Pass	Chk Pass	Chk Pass	Chk Pass	Chk Pass	Chk Pass
High Limit								
Low Limit								

Elem	Mo2020	Na5895	Ni2316	Pb2203	Sb2175	Se1960	Sn1899	Ti3372
IS Ref	(Y_2243)	(Y_3710)	(In2306)	(Y_2243)	(Y_2243)	(Y_2243)	(In2306)	(Y_3600)
Units	ppb	ppb	ppb	ppb	ppb	ppb	ppb	ppb
Avg	.31786	99860.	207.81	9.2280	.2581	-.80485	1.4423	2.7272
Stddev	.17909	209.	352.09	1.0418	1.250	3.9247	.3638	.2277
%RSD	56.342	.20911	169.43	11.290	484.3	487.63	25.220	8.3502
Check ?	Chk Pass	Chk Pass	Chk Pass	Chk Pass	Chk Pass	Chk Pass	Chk Pass	Chk Pass
High Limit								
Low Limit								

PDF created with pdfFactory Pro trial version www.pdffactory.com

Sample Name: 240-67503-h-1-a Acquired: 7/27/2016 20:34:37 Type: Unk
Method: ICP I9 Method 200.7-6010(v138) Mode: CONC Corr. Factor: 1.000000
User: analyst Custom ID1: Custom ID2: Custom ID3:
Comment:

Elem	Tl1908	V_2908	Zn2062	Si2516	Sr3464
IS Ref	(In2306)	(Y_3710)	(In2306)	(Y_3710)	(Y_3710)
Units	ppb	ppb	ppb	ppb	ppb
Avg	3.3050	.65764	234.26	741.85	181.81
Stddev	.3321	1.3915	94.36	9.62	1.14
%RSD	10.049	211.59	40.281	1.2971	.62486
Check ?	Chk Pass	Chk Pass	Chk Pass	Chk Pass	Chk Pass
High Limit					
Low Limit					

Int. Std.	In2306	Y_2243	Y_3600	Y_3710
Units	Cts/S	Cts/S	Cts/S	Cts/S
Avg	5330.7	4225.3	59398.	8291.0
Stddev	75.7	67.3	202.	44.4
%RSD	1.4202	1.5932	.34040	.53534
Check ?	Chk Pass	Chk Pass	Chk Pass	Chk Pass
Value	91.230%	97.217%	94.492%	96.105%
Range				

PDF created with pdfFactory Pro trial version www.pdffactory.com

Sample Name: mb 240-239789/1-a Acquired: 7/27/2016 20:38:42 Type: QC
Method: ICP I9 Method 200.7-6010(v138) Mode: CONC Corr. Factor: 1.000000
User: analyst Custom ID1: Custom ID2: Custom ID3:
Comment:

Elem	Ag3280	Al3082	As1890	B_1826	Ba4554	Be3130	Ca3179
IS Ref	(Y_3600)	(Y_3710)	(Y_2243)	(Y_2243)	(Y_3710)	(Y_3710)	(Y_3710)
Units	ppb	ppb	ppb	ppb	ppb	ppb	ppb
Avg	-.28987	13.934	-.70871	3.6319	1.1457	-.07352	175.84
Stddev	.44757	16.749	1.6622	.2557	.1002	.08011	1.94
%RSD	154.41	120.21	234.55	7.0398	8.7447	108.96	1.1045
Check ?	Chk Pass	Chk Pass	Chk Pass	Chk Pass	Chk Pass	Chk Pass	Chk Pass
High Limit							
Low Limit							

Elem	Cd2288	Co2286	Cr2677	Cu3273	Fe2599	K_7664	Li6707
IS Ref	(Y_2243)	(In2306)	(Y_3600)	(Y_3600)	(Y_3710)	(Y_3710)	(Y_3710)
Units	ppb	ppb	ppb	ppb	ppb	ppb	ppb
Avg	-.1662	.18172	.14704	3.6057	7.6382	158.85	F 117.66
Stddev	.1301	.17572	.06245	.0459	1.0045	9.93	1.19
%RSD	78.29	96.696	42.470	1.2744	13.151	6.2482	1.0124
Check ?	Chk Pass	Chk Pass	Chk Pass	Chk Pass	Chk Pass	Chk Pass	Chk Fail
High Limit							50.000
Low Limit							-1000.0

Elem	Mg2790	Mn2576	Mo2020	Na5895	Ni2316	Pb2203	Sb2175
IS Ref	(Y_3710)	(Y_3600)	(Y_2243)	(Y_3710)	(In2306)	(Y_2243)	(Y_2243)
Units	ppb	ppb	ppb	ppb	ppb	ppb	ppb
Avg	60.741	4.2097	-.04637	155.04	.64951	1.1901	1.907
Stddev	24.448	.0326	.11447	7.07	.20575	1.6139	.863
%RSD	40.250	.77447	246.88	4.5572	31.678	135.61	45.26
Check ?	Chk Pass	Chk Pass	Chk Pass	Chk Pass	Chk Pass	Chk Pass	Chk Pass
High Limit							
Low Limit							

PDF created with pdfFactory Pro trial version www.pdffactory.com

Sample Name: mb 240-239789/1-a Acquired: 7/27/2016 20:38:42 Type: QC
Method: ICP I9 Method 200.7-6010(v138) Mode: CONC Corr. Factor: 1.000000
User: analyst Custom ID1: Custom ID2: Custom ID3:
Comment:

Elem	Se1960	Sn1899	Ti3372	Tl1908	V_2908	Zn2062	Si2516
IS Ref	(Y_2243)	(In2306)	(Y_3600)	(In2306)	(Y_3710)	(In2306)	(Y_3710)
Units	ppb	ppb	ppb	ppb	ppb	ppb	ppb
Avg	-.53883	-.44676	.03592	-.13337	-4.8550	5.1153	129.03
Stddev	1.8362	.43935	.19036	.76817	3.1797	.1557	2.72
%RSD	340.77	98.342	529.91	575.97	65.492	3.0429	2.1047
Check ?	Chk Pass	Chk Pass	Chk Pass	Chk Pass	Chk Pass	Chk Pass	Chk Pass
High Limit							
Low Limit							

Elem	Sr3464
IS Ref	(Y_3710)
Units	ppb
Avg	3.9798
Stddev	2.0633
%RSD	51.844
Check ?	Chk Pass
High Limit	
Low Limit	

Int. Std.	In2306	Y_2243	Y_3600	Y_3710
Units	Cts/S	Cts/S	Cts/S	Cts/S
Avg	5956.9	4457.3	63137.	8341.3
Stddev	6.3	1.5	118.	21.1
%RSD	.10493	.03477	.18729	.25327

PDF created with pdfFactory Pro trial version www.pdffactory.com

Sample Name: lcs 240-239789/2-a Acquired: 7/27/2016 20:42:53 Type: QC
Method: ICP I9 Method 200.7-6010(v138) Mode: CONC Corr. Factor: 1.000000
User: analyst Custom ID1: Custom ID2: Custom ID3:
Comment:

Elem	Ag3280	Al3082	As1890	B_1826	Ba4554	Be3130	Ca3179
IS Ref	(Y_3600)	(Y_3710)	(Y_2243)	(Y_2243)	(Y_3710)	(Y_3710)	(Y_3710)
Units	ppb	ppb	ppb	ppb	ppb	ppb	ppb
Avg	50.342	1928.7	2056.1	1053.1	1938.6	49.665	48557.
Stddev	.733	9.9	3.2	1.7	1.9	.129	119.
%RSD	1.4563	.51124	.15392	.16529	.10010	.26072	.24502
Check ?	Chk Pass	Chk Pass	Chk Pass	Chk Pass	Chk Pass	Chk Pass	Chk Pass
Value							
Range							

Elem	Cd2288	Co2286	Cr2677	Cu3273	Fe2599	K_7664	Li6707
IS Ref	(Y_2243)	(In2306)	(Y_3600)	(Y_3600)	(Y_3710)	(Y_3710)	(Y_3710)
Units	ppb	ppb	ppb	ppb	ppb	ppb	ppb
Avg	49.90	493.76	194.71	248.60	1013.5	48163.	1078.8
Stddev	.06	.93	1.11	1.77	4.5	44.	1.2
%RSD	.1230	.18817	.57163	.71203	.44190	.09073	.11343
Check ?	Chk Pass	Chk Pass	Chk Pass	Chk Pass	Chk Pass	Chk Pass	Chk Pass
Value							
Range							

Elem	Mg2790	Mn2576	Mo2020	Na5895	Ni2316	Pb2203	Sb2175
IS Ref	(Y_3710)	(Y_3600)	(Y_2243)	(Y_3710)	(In2306)	(Y_2243)	(Y_2243)
Units	ppb	ppb	ppb	ppb	ppb	ppb	ppb
Avg	48513.	491.69	973.41	47899.	504.64	484.74	510.0
Stddev	97.	.17	4.50	80.	.34	.78	1.5
%RSD	.19970	.03386	.46212	.16770	.06760	.16182	.3020
Check ?	Chk Pass	Chk Pass	Chk Pass	Chk Pass	Chk Pass	Chk Pass	Chk Pass
Value							
Range							

PDF created with pdfFactory Pro trial version www.pdffactory.com

Sample Name: lcs 240-239789/2-a Acquired: 7/27/2016 20:42:53 Type: QC
Method: ICP I9 Method 200.7-6010(v138) Mode: CONC Corr. Factor: 1.000000
User: analyst Custom ID1: Custom ID2: Custom ID3:
Comment:

Elem	Se1960	Sn1899	Ti3372	Tl1908	V_2908	Zn2062	Si2516
IS Ref	(Y_2243)	(In2306)	(Y_3600)	(In2306)	(Y_3710)	(In2306)	(Y_3710)
Units	ppb	ppb	ppb	ppb	ppb	ppb	ppb
Avg	2087.2	2007.6	1018.3	1958.1	488.27	524.00	F 1207.0
Stddev	6.0	5.8	.6	8.8	2.49	1.35	5.0
%RSD	.28791	.29012	.06362	.45174	.50926	.25822	.41336
Check ?	Chk Pass	Chk Pass	Chk Pass	Chk Pass	Chk Pass	Chk Pass	Chk Fail
Value							1000.0
Range							15.500%

Elem	Sr3464
IS Ref	(Y_3710)
Units	ppb
Avg	982.59
Stddev	1.38
%RSD	.14061
Check ?	Chk Pass
Value	
Range	

Int. Std.	In2306	Y_2243	Y_3600	Y_3710
Units	Cts/S	Cts/S	Cts/S	Cts/S
Avg	5341.3	4244.8	59347.	8216.3
Stddev	7.5	1.4	165.	33.2
%RSD	.13953	.03349	.27853	.40453

PDF created with pdfFactory Pro trial version www.pdffactory.com

Sample Name: 190-11215-d-1-a Acquired: 7/27/2016 20:46:37 Type: Unk
Method: ICP I9 Method 200.7-6010(v138) Mode: CONC Corr. Factor: 1.000000
User: analyst Custom ID1: Custom ID2: Custom ID3:
Comment:

Elem	Ag3280	Al3082	As1890	B_1826	Ba4554	Be3130	Ca3179
IS Ref	(Y_3600)	(Y_3710)	(Y_2243)	(Y_2243)	(Y_3710)	(Y_3710)	(Y_3710)
Units	ppb	ppb	ppb	ppb	ppb	ppb	ppb
Avg	-.10409	194.56	3.3014	28.205	24.261	-.07416	15206.
Stddev	.20453	2.93	1.2422	.591	.081	.00710	107.
%RSD	196.50	1.5074	37.627	2.0962	.33253	9.5761	.70220
Check ?	Chk Pass	Chk Pass	Chk Pass	Chk Pass	Chk Pass	Chk Pass	Chk Pass
High Limit							
Low Limit							

Elem	Cd2288	Co2286	Cr2677	Cu3273	Fe2599	K_7664	Li6707
IS Ref	(Y_2243)	(In2306)	(Y_3600)	(Y_3600)	(Y_3710)	(Y_3710)	(Y_3710)
Units	ppb	ppb	ppb	ppb	ppb	ppb	ppb
Avg	.8706	.86209	29.422	22.772	5672.1	1739.9	162.76
Stddev	.1124	.14399	.160	.945	6.2	11.4	1.40
%RSD	12.91	16.703	.54548	4.1495	.10962	.65367	.85755
Check ?	Chk Pass	Chk Pass	Chk Pass	Chk Pass	Chk Pass	Chk Pass	Chk Pass
High Limit							
Low Limit							

Elem	Mg2790	Mn2576	Mo2020	Na5895	Ni2316	Pb2203	Sb2175
IS Ref	(Y_3710)	(Y_3600)	(Y_2243)	(Y_3710)	(In2306)	(Y_2243)	(Y_2243)
Units	ppb	ppb	ppb	ppb	ppb	ppb	ppb
Avg	3933.9	58.929	4.3550	168890.	228.37	5.5576	.9851
Stddev	22.8	.210	.2827	419.	1.08	1.5495	1.337
%RSD	.57863	.35576	6.4924	.24827	.47387	27.881	135.7
Check ?	Chk Pass	Chk Pass	Chk Pass	Chk Pass	Chk Pass	Chk Pass	Chk Pass
High Limit							
Low Limit							

PDF created with pdfFactory Pro trial version www.pdffactory.com

Sample Name: 190-11215-d-1-a Acquired: 7/27/2016 20:46:37 Type: Unk
Method: ICP I9 Method 200.7-6010(v138) Mode: CONC Corr. Factor: 1.000000
User: analyst Custom ID1: Custom ID2: Custom ID3:
Comment:

Elem	Se1960	Sn1899	Ti3372	Tl1908	V_2908	Zn2062	Si2516
IS Ref	(Y_2243)	(In2306)	(Y_3600)	(In2306)	(Y_3710)	(In2306)	(Y_3710)
Units	ppb	ppb	ppb	ppb	ppb	ppb	ppb
Avg	1.4378	3.0325	6.3586	1.5987	-2.1584	2094.0	35738.
Stddev	2.6806	.3949	.1050	.1820	2.0270	12.9	252.
%RSD	186.44	13.023	1.6518	11.387	93.911	.61581	.70556
Check ?	Chk Pass	Chk Pass	Chk Pass	Chk Pass	Chk Pass	Chk Pass	Chk Pass
High Limit							
Low Limit							

Elem	Sr3464
IS Ref	(Y_3710)
Units	ppb
Avg	129.93
Stddev	3.48
%RSD	2.6746
Check ?	Chk Pass
High Limit	
Low Limit	

Int. Std.	In2306	Y_2243	Y_3600	Y_3710
Units	Cts/S	Cts/S	Cts/S	Cts/S
Avg	5415.9	4307.4	59883.	8415.4
Stddev	6.9	3.2	45.	29.2
%RSD	.12759	.07323	.07571	.34752
Check ?	Chk Pass	Chk Pass	Chk Pass	Chk Pass
Value	92.689%	99.108%	95.264%	97.547%
Range				

PDF created with pdfFactory Pro trial version www.pdffactory.com

Sample Name: SD 190-11215-d-1-a@5 Acquired: 7/27/2016 20:50:43 Type: Unk
Method: ICP I9 Method 200.7-6010(v138) Mode: CONC Corr. Factor: 1.000000
User: analyst Custom ID1: Custom ID2: Custom ID3:
Comment:

Elem	Ag3280	Al3082	As1890	B_1826	Ba4554	Be3130	Ca3179	Cd2288
IS Ref	(Y_3600)	(Y_3710)	(Y_2243)	(Y_2243)	(Y_3710)	(Y_3710)	(Y_3710)	(Y_2243)
Units	ppb	ppb	ppb	ppb	ppb	ppb	ppb	ppb
Avg	-.73640	45.108	2.9125	6.5075	5.1533	.01832	3135.6	.1832
Stddev	.09596	3.328	.8043	.3397	.1453	.07981	6.3	.1759
%RSD	13.031	7.3788	27.615	5.2207	2.8201	435.61	.20071	96.05
Check ?	Chk Pass	Chk Pass	Chk Pass	Chk Pass	Chk Pass	Chk Pass	Chk Pass	Chk Pass
High Limit								
Low Limit								

Elem	Co2286	Cr2677	Cu3273	Fe2599	K_7664	Li6707	Mg2790	Mn2576
IS Ref	(In2306)	(Y_3600)	(Y_3600)	(Y_3710)	(Y_3710)	(Y_3710)	(Y_3710)	(Y_3600)
Units	ppb	ppb	ppb	ppb	ppb	ppb	ppb	ppb
Avg	.43330	5.5953	5.5274	1188.8	437.88	134.48	808.43	12.977
Stddev	.08446	.1467	.7448	3.6	2.92	1.98	15.33	.020
%RSD	19.492	2.6218	13.474	.30049	.66756	1.4720	1.8961	.15597
Check ?	Chk Pass	Chk Pass	Chk Pass	Chk Pass	Chk Pass	Chk Pass	Chk Pass	Chk Pass
High Limit								
Low Limit								

Elem	Mo2020	Na5895	Ni2316	Pb2203	Sb2175	Se1960	Sn1899	Ti3372
IS Ref	(Y_2243)	(Y_3710)	(In2306)	(Y_2243)	(Y_2243)	(Y_2243)	(In2306)	(Y_3600)
Units	ppb	ppb	ppb	ppb	ppb	ppb	ppb	ppb
Avg	.76154	35167.	45.536	2.2163	-1.298	1.2420	.73636	1.1849
Stddev	.17944	44.	.527	.6925	1.820	3.3149	.26111	.1453
%RSD	23.562	.12373	1.1577	31.248	140.2	266.89	35.460	12.266
Check ?	Chk Pass	Chk Pass	Chk Pass	Chk Pass	Chk Pass	Chk Pass	Chk Pass	Chk Pass
High Limit								
Low Limit								

PDF created with pdfFactory Pro trial version www.pdffactory.com

Sample Name: SD 190-11215-d-1-a@5 Acquired: 7/27/2016 20:50:43 Type: Unk
Method: ICP I9 Method 200.7-6010(v138) Mode: CONC Corr. Factor: 1.000000
User: analyst Custom ID1: Custom ID2: Custom ID3:
Comment:

Elem	Tl1908	V_2908	Zn2062	Si2516	Sr3464
IS Ref	(In2306)	(Y_3710)	(In2306)	(Y_3710)	(Y_3710)
Units	ppb	ppb	ppb	ppb	ppb
Avg	.67102	-1.2253	408.82	7574.5	28.445
Stddev	1.4775	2.2341	2.92	56.2	2.975
%RSD	220.19	182.33	.71526	.74241	10.459
Check ?	Chk Pass	Chk Pass	Chk Pass	Chk Pass	Chk Pass
High Limit					
Low Limit					

Int. Std.	In2306	Y_2243	Y_3600	Y_3710
Units	Cts/S	Cts/S	Cts/S	Cts/S
Avg	5736.9	4373.9	61306.	8297.3
Stddev	3.5	7.7	114.	26.3
%RSD	.06053	.17718	.18634	.31743
Check ?	Chk Pass	Chk Pass	Chk Pass	Chk Pass
Value	98.182%	100.64%	97.528%	96.179%
Range				

PDF created with pdfFactory Pro trial version www.pdffactory.com

Sample Name: CCV-2632473 Acquired: 7/27/2016 20:55:38 Type: QC
Method: ICP I9 Method 200.7-6010(v138) Mode: CONC Corr. Factor: 1.000000
User: analyst Custom ID1: Custom ID2: Custom ID3:
Comment:

Elem	Ag3280	Al3082	As1890	B_1826	Ba4554	Be3130	Ca3179	Cd2288
IS Ref	(Y_3600)	(Y_3710)	(Y_2243)	(Y_2243)	(Y_3710)	(Y_3710)	(Y_3710)	(Y_2243)
Units	ppb	ppb	ppb	ppb	ppb	ppb	ppb	ppb
Avg	1018.1	23931.	496.55	5180.2	1980.3	1978.3	50019.	501.6
Stddev	.6	80.	4.20	15.1	3.3	3.6	160.	1.9
%RSD	.05802	.33392	.84637	.29140	.16752	.18419	.32021	.3805
Check ?	Chk Pass	Chk Pass	Chk Pass	Chk Pass	Chk Pass	Chk Pass	Chk Pass	Chk Pass
Value								
Range								

Elem	Co2286	Cr2677	Cu3273	Fe2599	K_7664	Li6707	Mg2790	Mn2576
IS Ref	(In2306)	(Y_3600)	(Y_3600)	(Y_3710)	(Y_3710)	(Y_3710)	(Y_3710)	(Y_3600)
Units	ppb	ppb	ppb	ppb	ppb	ppb	ppb	ppb
Avg	2008.4	1942.5	1946.8	25227.	49203.	4919.6	49039.	1966.6
Stddev	11.1	2.6	1.3	54.	52.	4.0	45.	4.1
%RSD	.55462	.13330	.06556	.21230	.10650	.08231	.09222	.20831
Check ?	Chk Pass	Chk Pass	Chk Pass	Chk Pass	Chk Pass	Chk Pass	Chk Pass	Chk Pass
Value								
Range								

Elem	Mo2020	Na5895	Ni2316	Pb2203	Sb2175	Se1960	Sn1899	Ti3372
IS Ref	(Y_2243)	(Y_3710)	(In2306)	(Y_2243)	(Y_2243)	(Y_2243)	(In2306)	(Y_3600)
Units	ppb	ppb	ppb	ppb	ppb	ppb	ppb	ppb
Avg	1999.4	48770.	2017.5	484.04	512.0	509.20	5158.8	5128.6
Stddev	12.9	22.	10.1	5.56	7.5	4.88	29.7	22.1
%RSD	.64364	.04430	.50223	1.1487	1.468	.95740	.57501	.43064
Check ?	Chk Pass	Chk Pass	Chk Pass	Chk Pass	Chk Pass	Chk Pass	Chk Pass	Chk Pass
Value								
Range								

PDF created with pdfFactory Pro trial version www.pdffactory.com

Sample Name: CCV-2632473 Acquired: 7/27/2016 20:55:38 Type: QC
Method: ICP I9 Method 200.7-6010(v138) Mode: CONC Corr. Factor: 1.000000
User: analyst Custom ID1: Custom ID2: Custom ID3:
Comment:

Elem	Tl1908	V_2908	Zn2062	Si2516	Sr3464
IS Ref	(In2306)	(Y_3710)	(In2306)	(Y_3710)	(Y_3710)
Units	ppb	ppb	ppb	ppb	ppb
Avg	1007.4	1947.7	2084.6	5291.8	4970.9
Stddev	15.9	7.8	11.4	45.8	12.6
%RSD	1.5758	.40035	.54653	.86613	.25372
Check ?	Chk Pass	Chk Pass	Chk Pass	Chk Pass	Chk Pass
Value					
Range					

Int. Std.	In2306	Y_2243	Y_3600	Y_3710
Units	Cts/S	Cts/S	Cts/S	Cts/S
Avg	5207.6	4222.2	58597.	8074.4
Stddev	4.2	4.4	83.	14.9
%RSD	.08115	.10379	.14193	.18513

PDF created with pdfFactory Pro trial version www.pdffactory.com

Sample Name: CCB Acquired: 7/27/2016 20:59:33 Type: QC
Method: ICP I9 Method 200.7-6010(v138) Mode: CONC Corr. Factor: 1.000000
User: analyst Custom ID1: Custom ID2: Custom ID3:
Comment:

Elem	Ag3280	Al3082	As1890	B_1826	Ba4554	Be3130	Ca3179
IS Ref	(Y_3600)	(Y_3710)	(Y_2243)	(Y_2243)	(Y_3710)	(Y_3710)	(Y_3710)
Units	ppb	ppb	ppb	ppb	ppb	ppb	ppb
Avg	-.39049	4.0322	2.8038	6.2355	.15715	.02552	2.6469
Stddev	.54764	7.3587	.9968	.5093	.20176	.06122	2.5034
%RSD	140.25	182.50	35.550	8.1676	128.39	239.92	94.581
Check ?	Chk Pass	Chk Pass	Chk Pass	Chk Pass	Chk Pass	Chk Pass	Chk Pass
High Limit							
Low Limit							

Elem	Cd2288	Co2286	Cr2677	Cu3273	Fe2599	K_7664	Li6707
IS Ref	(Y_2243)	(In2306)	(Y_3600)	(Y_3600)	(Y_3710)	(Y_3710)	(Y_3710)
Units	ppb	ppb	ppb	ppb	ppb	ppb	ppb
Avg	-.0295	.31600	-.26719	2.2294	1.2842	158.71	F 121.86
Stddev	.0742	.29711	.32187	.3386	.6411	21.73	.60
%RSD	251.5	94.023	120.47	15.186	49.918	13.689	.49470
Check ?	Chk Pass	Chk Pass	Chk Pass	Chk Pass	Chk Pass	Chk Pass	Chk Fail
High Limit							50.000
Low Limit							-50.000

Elem	Mg2790	Mn2576	Mo2020	Na5895	Ni2316	Pb2203	Sb2175
IS Ref	(Y_3710)	(Y_3600)	(Y_2243)	(Y_3710)	(In2306)	(Y_2243)	(Y_2243)
Units	ppb	ppb	ppb	ppb	ppb	ppb	ppb
Avg	17.030	.00319	3.4785	96.779	.02271	1.3453	1.003
Stddev	11.398	.03399	.2535	9.205	.76905	.4803	1.632
%RSD	66.929	1064.2	7.2889	9.5114	3386.5	35.703	162.7
Check ?	Chk Pass	Chk Pass	Chk Pass	Chk Pass	Chk Pass	Chk Pass	Chk Pass
High Limit							
Low Limit							

PDF created with pdfFactory Pro trial version www.pdffactory.com

Sample Name: CCB Acquired: 7/27/2016 20:59:33 Type: QC
Method: ICP I9 Method 200.7-6010(v138) Mode: CONC Corr. Factor: 1.000000
User: analyst Custom ID1: Custom ID2: Custom ID3:
Comment:

Elem	Se1960	Sn1899	Ti3372	Tl1908	V_2908	Zn2062	Si2516
IS Ref	(Y_2243)	(In2306)	(Y_3600)	(In2306)	(Y_3710)	(In2306)	(Y_3710)
Units	ppb	ppb	ppb	ppb	ppb	ppb	ppb
Avg	.55514	1.2681	1.4593	-.11978	-1.7297	.04479	-17.500
Stddev	.61420	.6014	.1457	.70011	1.7622	.15674	3.915
%RSD	110.64	47.427	9.9826	584.50	101.88	349.95	22.370
Check ?	Chk Pass	Chk Pass	Chk Pass	Chk Pass	Chk Pass	Chk Pass	Chk Pass
High Limit							
Low Limit							

Elem	Sr3464
IS Ref	(Y_3710)
Units	ppb
Avg	-1.7464
Stddev	3.9532
%RSD	226.36
Check ?	Chk Pass
High Limit	
Low Limit	

Int. Std.	In2306	Y_2243	Y_3600	Y_3710
Units	Cts/S	Cts/S	Cts/S	Cts/S
Avg	5892.6	4401.1	62261.	8196.7
Stddev	4.1	3.1	200.	32.5
%RSD	.06890	.07006	.32198	.39672

PDF created with pdfFactory Pro trial version www.pdffactory.com

Sample Name: 190-11215-d-1-b ms Acquired: 7/27/2016 21:03:46 Type: Unk
Method: ICP I9 Method 200.7-6010(v138) Mode: CONC Corr. Factor: 1.000000
User: analyst Custom ID1: Custom ID2: Custom ID3:
Comment:

Elem	Ag3280	Al3082	As1890	B_1826	Ba4554	Be3130	Ca3179
IS Ref	(Y_3600)	(Y_3710)	(Y_2243)	(Y_2243)	(Y_3710)	(Y_3710)	(Y_3710)
Units	ppb	ppb	ppb	ppb	ppb	ppb	ppb
Avg	52.880	2140.3	2139.8	1115.2	2027.2	50.648	65052.
Stddev	.318	8.5	2.4	.2	5.5	.199	303.
%RSD	.60120	.39716	.11424	.01983	.27218	.39246	.46537
Check ?	Chk Pass	Chk Pass	Chk Pass	Chk Pass	Chk Pass	Chk Pass	Chk Pass
High Limit							
Low Limit							

Elem	Cd2288	Co2286	Cr2677	Cu3273	Fe2599	K_7664	Li6707
IS Ref	(Y_2243)	(In2306)	(Y_3600)	(Y_3600)	(Y_3710)	(Y_3710)	(Y_3710)
Units	ppb	ppb	ppb	ppb	ppb	ppb	ppb
Avg	52.22	516.76	229.02	279.15	6798.6	51825.	1142.2
Stddev	.20	2.59	.43	.35	10.1	128.	1.9
%RSD	.3770	.50199	.18595	.12396	.14836	.24665	.16197
Check ?	Chk Pass	Chk Pass	Chk Pass	Chk Pass	Chk Pass	Chk Pass	Chk Pass
High Limit							
Low Limit							

Elem	Mg2790	Mn2576	Mo2020	Na5895	Ni2316	Pb2203	Sb2175
IS Ref	(Y_3710)	(Y_3600)	(Y_2243)	(Y_3710)	(In2306)	(Y_2243)	(Y_2243)
Units	ppb	ppb	ppb	ppb	ppb	ppb	ppb
Avg	53445.	562.83	992.16	219550.	756.65	489.96	532.6
Stddev	206.	.91	7.10	1423.	3.36	1.77	2.2
%RSD	.38582	.16221	.71544	.64828	.44421	.36103	.4081
Check ?	Chk Pass	Chk Pass	Chk Pass	Chk Pass	Chk Pass	Chk Pass	Chk Pass
High Limit							
Low Limit							

PDF created with pdfFactory Pro trial version www.pdffactory.com

Sample Name: 190-11215-d-1-b ms Acquired: 7/27/2016 21:03:46 Type: Unk
Method: ICP I9 Method 200.7-6010(v138) Mode: CONC Corr. Factor: 1.000000
User: analyst Custom ID1: Custom ID2: Custom ID3:
Comment:

Elem	Se1960	Sn1899	Ti3372	Tl1908	V_2908	Zn2062	Si2516
IS Ref	(Y_2243)	(In2306)	(Y_3600)	(In2306)	(Y_3710)	(In2306)	(Y_3710)
Units	ppb	ppb	ppb	ppb	ppb	ppb	ppb
Avg	2153.2	2105.9	1056.9	1913.6	493.75	2693.7	38041.
Stddev	11.2	12.3	.2	12.8	3.42	9.6	177.
%RSD	.52234	.58435	.02181	.66780	.69227	.35529	.46564
Check ?	Chk Pass	Chk Pass	Chk Pass	Chk Pass	Chk Pass	Chk Pass	Chk Pass
High Limit							
Low Limit							

Elem	Sr3464
IS Ref	(Y_3710)
Units	ppb
Avg	1128.6
Stddev	7.9
%RSD	.70355
Check ?	Chk Pass
High Limit	
Low Limit	

Int. Std.	In2306	Y_2243	Y_3600	Y_3710
Units	Cts/S	Cts/S	Cts/S	Cts/S
Avg	5145.3	4216.6	58633.	8387.9
Stddev	11.5	6.1	103.	20.4
%RSD	.22357	.14405	.17498	.24375
Check ?	Chk Pass	Chk Pass	Chk Pass	Chk Pass
Value	88.058%	97.017%	93.275%	97.229%
Range				

PDF created with pdfFactory Pro trial version www.pdffactory.com

Sample Name: 190-11215-d-1-c msd Acquired: 7/27/2016 21:07:38 Type: Unk
Method: ICP I9 Method 200.7-6010(v138) Mode: CONC Corr. Factor: 1.000000
User: analyst Custom ID1: Custom ID2: Custom ID3:
Comment:

Elem	Ag3280	Al3082	As1890	B_1826	Ba4554	Be3130	Ca3179
IS Ref	(Y_3600)	(Y_3710)	(Y_2243)	(Y_2243)	(Y_3710)	(Y_3710)	(Y_3710)
Units	ppb	ppb	ppb	ppb	ppb	ppb	ppb
Avg	53.194	2213.7	2185.9	1142.0	2075.7	51.973	66985.
Stddev	.067	22.4	5.9	3.1	5.6	.386	46.
%RSD	.12582	1.0119	.27052	.26867	.27199	.74228	.06857
Check ?	Chk Pass	Chk Pass	Chk Pass	Chk Pass	Chk Pass	Chk Pass	Chk Pass
High Limit							
Low Limit							

Elem	Cd2288	Co2286	Cr2677	Cu3273	Fe2599	K_7664	Li6707
IS Ref	(Y_2243)	(In2306)	(Y_3600)	(Y_3600)	(Y_3710)	(Y_3710)	(Y_3710)
Units	ppb	ppb	ppb	ppb	ppb	ppb	ppb
Avg	53.21	527.31	234.14	286.17	6921.2	53201.	1179.5
Stddev	.12	1.70	1.19	1.09	8.6	75.	6.8
%RSD	.2211	.32168	.50986	.38241	.12452	.14058	.57326
Check ?	Chk Pass	Chk Pass	Chk Pass	Chk Pass	Chk Pass	Chk Pass	Chk Pass
High Limit							
Low Limit							

Elem	Mg2790	Mn2576	Mo2020	Na5895	Ni2316	Pb2203	Sb2175
IS Ref	(Y_3710)	(Y_3600)	(Y_2243)	(Y_3710)	(In2306)	(Y_2243)	(Y_2243)
Units	ppb	ppb	ppb	ppb	ppb	ppb	ppb
Avg	54812.	575.01	1018.1	221970.	770.75	499.63	543.2
Stddev	72.	1.55	5.3	1063.	3.16	1.10	2.3
%RSD	.13152	.27003	.51628	.47877	.40952	.22011	.4313
Check ?	Chk Pass	Chk Pass	Chk Pass	Chk Pass	Chk Pass	Chk Pass	Chk Pass
High Limit							
Low Limit							

PDF created with pdfFactory Pro trial version www.pdffactory.com

Sample Name: 190-11215-d-1-c msd Acquired: 7/27/2016 21:07:38 Type: Unk
Method: ICP I9 Method 200.7-6010(v138) Mode: CONC Corr. Factor: 1.000000
User: analyst Custom ID1: Custom ID2: Custom ID3:
Comment:

Elem	Se1960	Sn1899	Ti3372	Tl1908	V_2908	Zn2062	Si2516
IS Ref	(Y_2243)	(In2306)	(Y_3600)	(In2306)	(Y_3710)	(In2306)	(Y_3710)
Units	ppb	ppb	ppb	ppb	ppb	ppb	ppb
Avg	2201.1	2151.3	1080.0	1961.3	511.60	2723.3	39718.
Stddev	4.2	8.9	1.0	15.6	2.99	9.6	155.
%RSD	.18923	.41328	.09010	.79487	.58384	.35102	.39081
Check ?	Chk Pass	Chk Pass	Chk Pass	Chk Pass	Chk Pass	Chk Pass	Chk Pass
High Limit							
Low Limit							

Elem	Sr3464
IS Ref	(Y_3710)
Units	ppb
Avg	1155.2
Stddev	3.1
%RSD	.26653
Check ?	Chk Pass
High Limit	
Low Limit	

Int. Std.	In2306	Y_2243	Y_3600	Y_3710
Units	Cts/S	Cts/S	Cts/S	Cts/S
Avg	5131.7	4205.3	58407.	8304.5
Stddev	5.7	5.8	95.	15.1
%RSD	.11013	.13742	.16304	.18193
Check ?	Chk Pass	Chk Pass	Chk Pass	Chk Pass
Value	87.825%	96.758%	92.916%	96.262%
Range				

PDF created with pdfFactory Pro trial version www.pdffactory.com

Sample Name: PDS 190-11215-d-1-a Acquired: 7/27/2016 21:11:30 Type: Unk
Method: ICP I9 Method 200.7-6010(v138) Mode: CONC Corr. Factor: 1.000000
User: analyst Custom ID1: Custom ID2: Custom ID3:
Comment:

Elem	Ag3280	Al3082	As1890	B_1826	Ba4554	Be3130	Ca3179
IS Ref	(Y_3600)	(Y_3710)	(Y_2243)	(Y_2243)	(Y_3710)	(Y_3710)	(Y_3710)
Units	ppb	ppb	ppb	ppb	ppb	ppb	ppb
Avg	45.786	2096.7	2052.5	1109.9	1981.3	49.665	64285.
Stddev	.320	20.4	5.0	.8	5.7	.255	223.
%RSD	.69925	.97113	.24514	.07056	.29018	.51394	.34622
Check ?	Chk Pass	Chk Pass	Chk Pass	Chk Pass	Chk Pass	Chk Pass	Chk Pass
High Limit							
Low Limit							

Elem	Cd2288	Co2286	Cr2677	Cu3273	Fe2599	K_7664	Li6707
IS Ref	(Y_2243)	(In2306)	(Y_3600)	(Y_3600)	(Y_3710)	(Y_3710)	(Y_3710)
Units	ppb	ppb	ppb	ppb	ppb	ppb	ppb
Avg	50.87	507.77	222.78	269.74	6535.8	50932.	1129.4
Stddev	.22	2.18	.19	.85	20.6	133.	4.6
%RSD	.4319	.42854	.08659	.31463	.31595	.26202	.40343
Check ?	Chk Pass	Chk Pass	Chk Pass	Chk Pass	Chk Pass	Chk Pass	Chk Pass
High Limit							
Low Limit							

Elem	Mg2790	Mn2576	Mo2020	Na5895	Ni2316	Pb2203	Sb2175
IS Ref	(Y_3710)	(Y_3600)	(Y_2243)	(Y_3710)	(In2306)	(Y_2243)	(Y_2243)
Units	ppb	ppb	ppb	ppb	ppb	ppb	ppb
Avg	52102.	544.34	983.38	210100.	731.39	479.67	513.8
Stddev	136.	.84	3.69	1609.	2.92	1.21	2.7
%RSD	.26096	.15471	.37536	.76579	.39913	.25311	.5313
Check ?	Chk Pass	Chk Pass	Chk Pass	Chk Pass	Chk Pass	Chk Pass	Chk Pass
High Limit							
Low Limit							

PDF created with pdfFactory Pro trial version www.pdffactory.com

Sample Name: PDS 190-11215-d-1-a Acquired: 7/27/2016 21:11:30 Type: Unk
Method: ICP I9 Method 200.7-6010(v138) Mode: CONC Corr. Factor: 1.000000
User: analyst Custom ID1: Custom ID2: Custom ID3:
Comment:

Elem	Se1960	Sn1899	Ti3372	Tl1908	V_2908	Zn2062	Si2516
IS Ref	(Y_2243)	(In2306)	(Y_3600)	(In2306)	(Y_3710)	(In2306)	(Y_3710)
Units	ppb	ppb	ppb	ppb	ppb	ppb	ppb
Avg	2098.5	2060.0	1016.3	1964.8	486.47	2578.1	37141.
Stddev	2.2	4.9	.6	8.1	4.25	9.7	298.
%RSD	.10277	.23941	.05445	.41057	.87419	.37646	.80221
Check ?	Chk Pass	Chk Pass	Chk Pass	Chk Pass	Chk Pass	Chk Pass	Chk Pass
High Limit							
Low Limit							

Elem	Sr3464
IS Ref	(Y_3710)
Units	ppb
Avg	1116.6
Stddev	12.5
%RSD	1.1176
Check ?	Chk Pass
High Limit	
Low Limit	

Int. Std.	In2306	Y_2243	Y_3600	Y_3710
Units	Cts/S	Cts/S	Cts/S	Cts/S
Avg	5161.5	4226.0	58625.	8367.4
Stddev	6.3	1.1	54.	14.5
%RSD	.12199	.02582	.09267	.17347
Check ?	Chk Pass	Chk Pass	Chk Pass	Chk Pass
Value	88.335%	97.235%	93.262%	96.991%
Range				

PDF created with pdfFactory Pro trial version www.pdffactory.com

Sample Name: 190-11216-a-1-a Acquired: 7/27/2016 21:15:23 Type: Unk
Method: ICP I9 Method 200.7-6010(v138) Mode: CONC Corr. Factor: 1.000000
User: analyst Custom ID1: Custom ID2: Custom ID3:
Comment:

Elem	Ag3280	Al3082	As1890	B_1826	Ba4554	Be3130	Ca3179
IS Ref	(Y_3600)	(Y_3710)	(Y_2243)	(Y_2243)	(Y_3710)	(Y_3710)	(Y_3710)
Units	ppb	ppb	ppb	ppb	ppb	ppb	ppb
Avg	-.25538	182.07	19.672	34.825	21.490	-.04003	27132.
Stddev	.15020	6.81	1.676	.076	.145	.06373	90.
%RSD	58.814	3.7411	8.5178	.21835	.67257	159.24	.33004
Check ?	Chk Pass	Chk Pass	Chk Pass	Chk Pass	Chk Pass	Chk Pass	Chk Pass
High Limit							
Low Limit							

Elem	Cd2288	Co2286	Cr2677	Cu3273	Fe2599	K_7664	Li6707
IS Ref	(Y_2243)	(In2306)	(Y_3600)	(Y_3600)	(Y_3710)	(Y_3710)	(Y_3710)
Units	ppb	ppb	ppb	ppb	ppb	ppb	ppb
Avg	.4784	9.5635	21.271	250.02	13507.	1743.4	165.05
Stddev	.0534	.1985	.219	.93	32.	27.6	.73
%RSD	11.17	2.0756	1.0313	.37098	.23787	1.5809	.44197
Check ?	Chk Pass	Chk Pass	Chk Pass	Chk Pass	Chk Pass	Chk Pass	Chk Pass
High Limit							
Low Limit							

Elem	Mg2790	Mn2576	Mo2020	Na5895	Ni2316	Pb2203	Sb2175
IS Ref	(Y_3710)	(Y_3600)	(Y_2243)	(Y_3710)	(In2306)	(Y_2243)	(Y_2243)
Units	ppb	ppb	ppb	ppb	ppb	ppb	ppb
Avg	6686.5	138.09	9.5534	229690.	68.837	6.5242	10.70
Stddev	49.8	.17	.1816	2597.	.770	.3487	1.10
%RSD	.74454	.12113	1.9006	1.1308	1.1191	5.3446	10.23
Check ?	Chk Pass	Chk Pass	Chk Pass	Chk Pass	Chk Pass	Chk Pass	Chk Pass
High Limit							
Low Limit							

PDF created with pdfFactory Pro trial version www.pdffactory.com

Sample Name: 190-11216-a-1-a Acquired: 7/27/2016 21:15:23 Type: Unk
Method: ICP I9 Method 200.7-6010(v138) Mode: CONC Corr. Factor: 1.000000
User: analyst Custom ID1: Custom ID2: Custom ID3:
Comment:

Elem	Se1960	Sn1899	Ti3372	Tl1908	V_2908	Zn2062	Si2516
IS Ref	(Y_2243)	(In2306)	(Y_3600)	(In2306)	(Y_3710)	(In2306)	(Y_3710)
Units	ppb	ppb	ppb	ppb	ppb	ppb	ppb
Avg	1.7341	3.9080	3.9473	1.5668	.37111	1091.2	987.77
Stddev	1.5062	.2135	.1087	.8132	1.8159	12.2	9.67
%RSD	86.854	5.4620	2.7528	51.901	489.30	1.1188	.97893
Check ?	Chk Pass	Chk Pass	Chk Pass	Chk Pass	Chk Pass	Chk Pass	Chk Pass
High Limit							
Low Limit							

Elem	Sr3464
IS Ref	(Y_3710)
Units	ppb
Avg	111.41
Stddev	3.18
%RSD	2.8542
Check ?	Chk Pass
High Limit	
Low Limit	

Int. Std.	In2306	Y_2243	Y_3600	Y_3710
Units	Cts/S	Cts/S	Cts/S	Cts/S
Avg	5275.8	4259.6	58546.	8213.5
Stddev	13.2	10.7	52.	54.3
%RSD	.24977	.25143	.08812	.66080
Check ?	Chk Pass	Chk Pass	Chk Pass	Chk Pass
Value	90.291%	98.007%	93.136%	95.207%
Range				

PDF created with pdfFactory Pro trial version www.pdffactory.com

Sample Name: 190-11216-a-2-a Acquired: 7/27/2016 21:19:37 Type: Unk
Method: ICP I9 Method 200.7-6010(v138) Mode: CONC Corr. Factor: 1.000000
User: analyst Custom ID1: Custom ID2: Custom ID3:
Comment:

Elem	Ag3280	Al3082	As1890	B_1826	Ba4554	Be3130	Ca3179
IS Ref	(Y_3600)	(Y_3710)	(Y_2243)	(Y_2243)	(Y_3710)	(Y_3710)	(Y_3710)
Units	ppb	ppb	ppb	ppb	ppb	ppb	ppb
Avg	-.48519	180.14	22.479	33.947	23.080	-.08942	27075.
Stddev	.11109	20.09	3.161	.313	.198	.05395	21.
%RSD	22.897	11.150	14.063	.92072	.85930	60.332	.07578
Check ?	Chk Pass	Chk Pass	Chk Pass	Chk Pass	Chk Pass	Chk Pass	Chk Pass
High Limit							
Low Limit							

Elem	Cd2288	Co2286	Cr2677	Cu3273	Fe2599	K_7664	Li6707
IS Ref	(Y_2243)	(In2306)	(Y_3600)	(Y_3600)	(Y_3710)	(Y_3710)	(Y_3710)
Units	ppb	ppb	ppb	ppb	ppb	ppb	ppb
Avg	1.192	10.528	24.863	208.82	25405.	1730.6	170.34
Stddev	.120	.070	.402	.11	5.	28.7	2.73
%RSD	10.10	.66563	1.6166	.05188	.02153	1.6594	1.6008
Check ?	Chk Pass	Chk Pass	Chk Pass	Chk Pass	Chk Pass	Chk Pass	Chk Pass
High Limit							
Low Limit							

Elem	Mg2790	Mn2576	Mo2020	Na5895	Ni2316	Pb2203	Sb2175
IS Ref	(Y_3710)	(Y_3600)	(Y_2243)	(Y_3710)	(In2306)	(Y_2243)	(Y_2243)
Units	ppb	ppb	ppb	ppb	ppb	ppb	ppb
Avg	6506.5	235.48	7.6212	263760.	80.846	6.5218	11.37
Stddev	29.7	1.28	.2789	1352.	.776	.4068	2.53
%RSD	.45680	.54237	3.6597	.51252	.95954	6.2379	22.28
Check ?	Chk Pass	Chk Pass	Chk Pass	Chk Pass	Chk Pass	Chk Pass	Chk Pass
High Limit							
Low Limit							

PDF created with pdfFactory Pro trial version www.pdffactory.com

Sample Name: 190-11216-a-2-a Acquired: 7/27/2016 21:19:37 Type: Unk
Method: ICP I9 Method 200.7-6010(v138) Mode: CONC Corr. Factor: 1.000000
User: analyst Custom ID1: Custom ID2: Custom ID3:
Comment:

Elem	Se1960	Sn1899	Ti3372	Tl1908	V_2908	Zn2062	Si2516
IS Ref	(Y_2243)	(In2306)	(Y_3600)	(In2306)	(Y_3710)	(In2306)	(Y_3710)
Units	ppb	ppb	ppb	ppb	ppb	ppb	ppb
Avg	1.0272	3.6160	3.8811	1.6002	.72801	1035.0	960.09
Stddev	1.7284	.6307	.0515	.3351	1.1362	9.6	.97
%RSD	168.27	17.443	1.3280	20.938	156.07	.93080	.10115
Check ?	Chk Pass	Chk Pass	Chk Pass	Chk Pass	Chk Pass	Chk Pass	Chk Pass
High Limit							
Low Limit							

Elem	Sr3464
IS Ref	(Y_3710)
Units	ppb
Avg	109.46
Stddev	.59
%RSD	.54119
Check ?	Chk Pass
High Limit	
Low Limit	

Int. Std.	In2306	Y_2243	Y_3600	Y_3710
Units	Cts/S	Cts/S	Cts/S	Cts/S
Avg	5220.0	4235.2	58128.	8266.0
Stddev	15.7	7.4	160.	36.2
%RSD	.30129	.17521	.27578	.43839
Check ?	Chk Pass	Chk Pass	Chk Pass	Chk Pass
Value	89.336%	97.446%	92.472%	95.816%
Range				

PDF created with pdfFactory Pro trial version www.pdffactory.com

Sample Name: 190-11216-a-3-a Acquired: 7/27/2016 21:23:50 Type: Unk
Method: ICP I9 Method 200.7-6010(v138) Mode: CONC Corr. Factor: 1.000000
User: analyst Custom ID1: Custom ID2: Custom ID3:
Comment:

Elem	Ag3280	Al3082	As1890	B_1826	Ba4554	Be3130	Ca3179
IS Ref	(Y_3600)	(Y_3710)	(Y_2243)	(Y_2243)	(Y_3710)	(Y_3710)	(Y_3710)
Units	ppb	ppb	ppb	ppb	ppb	ppb	ppb
Avg	-.63518	169.49	13.837	29.365	21.713	.00696	26390.
Stddev	.28463	13.19	.185	.688	.229	.03384	81.
%RSD	44.811	7.7848	1.3384	2.3419	1.0550	486.51	.30515
Check ?	Chk Pass	Chk Pass	Chk Pass	Chk Pass	Chk Pass	Chk Pass	Chk Pass
High Limit							
Low Limit							

Elem	Cd2288	Co2286	Cr2677	Cu3273	Fe2599	K_7664	Li6707
IS Ref	(Y_2243)	(In2306)	(Y_3600)	(Y_3600)	(Y_3710)	(Y_3710)	(Y_3710)
Units	ppb	ppb	ppb	ppb	ppb	ppb	ppb
Avg	.9431	7.4020	18.622	157.96	25086.	1486.3	151.52
Stddev	.0879	.2372	.166	.30	88.	23.2	.82
%RSD	9.324	3.2039	.89293	.19069	.34997	1.5637	.54246
Check ?	Chk Pass	Chk Pass	Chk Pass	Chk Pass	Chk Pass	Chk Pass	Chk Pass
High Limit							
Low Limit							

Elem	Mg2790	Mn2576	Mo2020	Na5895	Ni2316	Pb2203	Sb2175
IS Ref	(Y_3710)	(Y_3600)	(Y_2243)	(Y_3710)	(In2306)	(Y_2243)	(Y_2243)
Units	ppb	ppb	ppb	ppb	ppb	ppb	ppb
Avg	6774.3	225.70	5.3337	197830.	60.952	8.2112	5.145
Stddev	11.9	.69	.2329	1610.	1.175	1.6256	.729
%RSD	.17562	.30377	4.3673	.81370	1.9276	19.798	14.18
Check ?	Chk Pass	Chk Pass	Chk Pass	Chk Pass	Chk Pass	Chk Pass	Chk Pass
High Limit							
Low Limit							

PDF created with pdfFactory Pro trial version www.pdffactory.com

Sample Name: 190-11216-a-3-a Acquired: 7/27/2016 21:23:50 Type: Unk
Method: ICP I9 Method 200.7-6010(v138) Mode: CONC Corr. Factor: 1.000000
User: analyst Custom ID1: Custom ID2: Custom ID3:
Comment:

Elem	Se1960	Sn1899	Ti3372	Tl1908	V_2908	Zn2062	Si2516
IS Ref	(Y_2243)	(In2306)	(Y_3600)	(In2306)	(Y_3710)	(In2306)	(Y_3710)
Units	ppb	ppb	ppb	ppb	ppb	ppb	ppb
Avg	1.2043	2.6902	2.8684	1.8311	-1.3653	1017.2	920.86
Stddev	1.3267	.1805	.2796	.3186	3.0427	13.5	9.99
%RSD	110.16	6.7111	9.7467	17.397	222.86	1.3300	1.0852
Check ?	Chk Pass	Chk Pass	Chk Pass	Chk Pass	Chk Pass	Chk Pass	Chk Pass
High Limit							
Low Limit							

Elem	Sr3464
IS Ref	(Y_3710)
Units	ppb
Avg	107.48
Stddev	3.26
%RSD	3.0293
Check ?	Chk Pass
High Limit	
Low Limit	

Int. Std.	In2306	Y_2243	Y_3600	Y_3710
Units	Cts/S	Cts/S	Cts/S	Cts/S
Avg	5306.4	4263.1	58916.	8292.6
Stddev	2.9	6.6	165.	11.3
%RSD	.05398	.15440	.28004	.13587
Check ?	Chk Pass	Chk Pass	Chk Pass	Chk Pass
Value	90.815%	98.088%	93.725%	96.124%
Range				

PDF created with pdfFactory Pro trial version www.pdffactory.com

Sample Name: 190-11216-a-4-a Acquired: 7/27/2016 21:28:03 Type: Unk
Method: ICP I9 Method 200.7-6010(v138) Mode: CONC Corr. Factor: 1.000000
User: analyst Custom ID1: Custom ID2: Custom ID3:
Comment:

Elem	Ag3280	Al3082	As1890	B_1826	Ba4554	Be3130	Ca3179
IS Ref	(Y_3600)	(Y_3710)	(Y_2243)	(Y_2243)	(Y_3710)	(Y_3710)	(Y_3710)
Units	ppb	ppb	ppb	ppb	ppb	ppb	ppb
Avg	-.47677	231.52	16.086	31.803	21.841	-.00709	27781.
Stddev	.13829	11.73	1.349	.689	.196	.03146	112.
%RSD	29.006	5.0669	8.3845	2.1658	.89529	443.47	.40388
Check ?	Chk Pass	Chk Pass	Chk Pass	Chk Pass	Chk Pass	Chk Pass	Chk Pass
High Limit							
Low Limit							

Elem	Cd2288	Co2286	Cr2677	Cu3273	Fe2599	K_7664	Li6707
IS Ref	(Y_2243)	(In2306)	(Y_3600)	(Y_3600)	(Y_3710)	(Y_3710)	(Y_3710)
Units	ppb	ppb	ppb	ppb	ppb	ppb	ppb
Avg	.9328	9.3123	20.777	211.32	12542.	1615.7	158.33
Stddev	.0591	.5391	.313	.56	35.	17.0	.67
%RSD	6.336	5.7891	1.5054	.26534	.27694	1.0504	.42208
Check ?	Chk Pass	Chk Pass	Chk Pass	Chk Pass	Chk Pass	Chk Pass	Chk Pass
High Limit							
Low Limit							

Elem	Mg2790	Mn2576	Mo2020	Na5895	Ni2316	Pb2203	Sb2175
IS Ref	(Y_3710)	(Y_3600)	(Y_2243)	(Y_3710)	(In2306)	(Y_2243)	(Y_2243)
Units	ppb	ppb	ppb	ppb	ppb	ppb	ppb
Avg	6888.6	131.23	6.1270	220900.	66.109	9.3653	8.675
Stddev	46.8	.49	.0491	1115.	.708	.7600	1.203
%RSD	.67897	.37405	.80168	.50467	1.0710	8.1148	13.87
Check ?	Chk Pass	Chk Pass	Chk Pass	Chk Pass	Chk Pass	Chk Pass	Chk Pass
High Limit							
Low Limit							

PDF created with pdfFactory Pro trial version www.pdffactory.com

Sample Name: 190-11216-a-4-a Acquired: 7/27/2016 21:28:03 Type: Unk
Method: ICP I9 Method 200.7-6010(v138) Mode: CONC Corr. Factor: 1.000000
User: analyst Custom ID1: Custom ID2: Custom ID3:
Comment:

Elem	Se1960	Sn1899	Ti3372	Tl1908	V_2908	Zn2062	Si2516
IS Ref	(Y_2243)	(In2306)	(Y_3600)	(In2306)	(Y_3710)	(In2306)	(Y_3710)
Units	ppb	ppb	ppb	ppb	ppb	ppb	ppb
Avg	1.5331	3.1065	3.5282	.83631	.56017	1038.2	971.50
Stddev	1.1776	.3990	.1882	.88822	2.6674	13.9	1.92
%RSD	76.813	12.844	5.3334	106.21	476.18	1.3389	.19801
Check ?	Chk Pass	Chk Pass	Chk Pass	Chk Pass	Chk Pass	Chk Pass	Chk Pass
High Limit							
Low Limit							

Elem	Sr3464
IS Ref	(Y_3710)
Units	ppb
Avg	112.62
Stddev	4.43
%RSD	3.9349
Check ?	Chk Pass
High Limit	
Low Limit	

Int. Std.	In2306	Y_2243	Y_3600	Y_3710
Units	Cts/S	Cts/S	Cts/S	Cts/S
Avg	5263.5	4239.1	58609.	8287.1
Stddev	2.7	3.4	180.	25.8
%RSD	.05178	.07995	.30751	.31167
Check ?	Chk Pass	Chk Pass	Chk Pass	Chk Pass
Value	90.080%	97.534%	93.236%	96.060%
Range				

PDF created with pdfFactory Pro trial version www.pdffactory.com

Sample Name: 190-11217-a-1-a Acquired: 7/27/2016 21:32:17 Type: Unk
Method: ICP I9 Method 200.7-6010(v138) Mode: CONC Corr. Factor: 1.000000
User: analyst Custom ID1: Custom ID2: Custom ID3:
Comment:

Elem	Ag3280	Al3082	As1890	B_1826	Ba4554	Be3130	Ca3179	Cd2288
IS Ref	(Y_3600)	(Y_3710)	(Y_2243)	(Y_2243)	(Y_3710)	(Y_3710)	(Y_3710)	(Y_2243)
Units	ppb	ppb	ppb	ppb	ppb	ppb	ppb	ppb
Avg	-.21454	85.444	.89306	19.897	15.069	-.09477	26432.	3.083
Stddev	.38360	4.547	2.1646	.486	.207	.15849	194.	.086
%RSD	178.80	5.3222	242.39	2.4442	1.3758	167.23	.73319	2.775
Check ?	Chk Pass	Chk Pass	Chk Pass	Chk Pass	Chk Pass	Chk Pass	Chk Pass	Chk Pass
High Limit								
Low Limit								

Elem	Co2286	Cr2677	Cu3273	Fe2599	K_7664	Li6707	Mg2790	Mn2576
IS Ref	(In2306)	(Y_3600)	(Y_3600)	(Y_3710)	(Y_3710)	(Y_3710)	(Y_3710)	(Y_3600)
Units	ppb	ppb	ppb	ppb	ppb	ppb	ppb	ppb
Avg	.39975	1.8405	79.216	16.190	1132.9	98.669	7615.1	.38305
Stddev	.08928	.1895	.324	1.652	43.9	.497	44.8	.01635
%RSD	22.335	10.293	.40946	10.204	3.8732	.50405	.58865	4.2686
Check ?	Chk Pass	Chk Pass	Chk Pass	Chk Pass	Chk Pass	Chk Pass	Chk Pass	Chk Pass
High Limit								
Low Limit								

Elem	Mo2020	Na5895	Ni2316	Pb2203	Sb2175	Se1960	Sn1899	Ti3372
IS Ref	(Y_2243)	(Y_3710)	(In2306)	(Y_2243)	(Y_2243)	(Y_2243)	(In2306)	(Y_3600)
Units	ppb	ppb	ppb	ppb	ppb	ppb	ppb	ppb
Avg	.57436	13348.	1.0053	.95056	-1.952	-.95566	.07149	.33806
Stddev	.24146	58.	.1134	.24290	4.346	1.1960	.13786	.13569
%RSD	42.040	.43581	11.281	25.553	222.6	125.15	192.85	40.136
Check ?	Chk Pass	Chk Pass	Chk Pass	Chk Pass	Chk Pass	Chk Pass	Chk Pass	Chk Pass
High Limit								
Low Limit								

PDF created with pdfFactory Pro trial version www.pdffactory.com

Sample Name: 190-11217-a-1-a Acquired: 7/27/2016 21:32:17 Type: Unk
Method: ICP I9 Method 200.7-6010(v138) Mode: CONC Corr. Factor: 1.000000
User: analyst Custom ID1: Custom ID2: Custom ID3:
Comment:

Elem	Tl1908	V_2908	Zn2062	Si2516	Sr3464
IS Ref	(In2306)	(Y_3710)	(In2306)	(Y_3710)	(Y_3710)
Units	ppb	ppb	ppb	ppb	ppb
Avg	-.17688	-2.4761	34.871	1024.5	95.794
Stddev	1.1035	.8649	.315	11.5	.842
%RSD	623.89	34.931	.90247	1.1262	.87933
Check ?	Chk Pass	Chk Pass	Chk Pass	Chk Pass	Chk Pass
High Limit					
Low Limit					

Int. Std.	In2306	Y_2243	Y_3600	Y_3710
Units	Cts/S	Cts/S	Cts/S	Cts/S
Avg	5758.2	4382.5	61753.	8345.1
Stddev	3.9	4.2	39.	51.1
%RSD	.06699	.09606	.06271	.61289
Check ?	Chk Pass	Chk Pass	Chk Pass	Chk Pass
Value	98.547%	100.84%	98.239%	96.732%
Range				

PDF created with pdfFactory Pro trial version www.pdffactory.com

Sample Name: 190-11218-a-2-a Acquired: 7/27/2016 21:36:26 Type: Unk
Method: ICP I9 Method 200.7-6010(v138) Mode: CONC Corr. Factor: 1.000000
User: analyst Custom ID1: Custom ID2: Custom ID3:
Comment:

Elem	Ag3280	Al3082	As1890	B_1826	Ba4554	Be3130	Ca3179	Cd2288
IS Ref	(Y_3600)	(Y_3710)	(Y_2243)	(Y_2243)	(Y_3710)	(Y_3710)	(Y_3710)	(Y_2243)
Units	ppb	ppb	ppb	ppb	ppb	ppb	ppb	ppb
Avg	-.81243	502.19	.58316	228.63	16.733	-.10751	26349.	-.0460
Stddev	.09205	8.33	.90579	.90	.311	.03102	146.	.1397
%RSD	11.330	1.6587	155.32	.39373	1.8591	28.848	.55393	303.6
Check ?	Chk Pass	Chk Pass	Chk Pass	Chk Pass	Chk Pass	Chk Pass	Chk Pass	Chk Pass
High Limit								
Low Limit								

Elem	Co2286	Cr2677	Cu3273	Fe2599	K_7664	Li6707	Mg2790	Mn2576
IS Ref	(In2306)	(Y_3600)	(Y_3600)	(Y_3710)	(Y_3710)	(Y_3710)	(Y_3710)	(Y_3600)
Units	ppb	ppb	ppb	ppb	ppb	ppb	ppb	ppb
Avg	.35959	346.06	397.45	81.958	7422.3	96.133	7347.6	6.3253
Stddev	.12466	.24	.48	1.044	14.3	1.373	56.6	.0487
%RSD	34.668	.07003	.12166	1.2738	.19207	1.4284	.77029	.77008
Check ?	Chk Pass	Chk Pass	Chk Pass	Chk Pass	Chk Pass	Chk Pass	Chk Pass	Chk Pass
High Limit								
Low Limit								

Elem	Mo2020	Na5895	Ni2316	Pb2203	Sb2175	Se1960	Sn1899	Ti3372
IS Ref	(Y_2243)	(Y_3710)	(In2306)	(Y_2243)	(Y_2243)	(Y_2243)	(In2306)	(Y_3600)
Units	ppb	ppb	ppb	ppb	ppb	ppb	ppb	ppb
Avg	.59159	26666.	781.99	3.2247	.7613	-.57033	.59178	.58489
Stddev	.27350	72.	3.63	.4330	.8944	2.2368	.35682	.05494
%RSD	46.231	.26983	.46403	13.428	117.5	392.20	60.296	9.3927
Check ?	Chk Pass	Chk Pass	Chk Pass	Chk Pass	Chk Pass	Chk Pass	Chk Pass	Chk Pass
High Limit								
Low Limit								

PDF created with pdfFactory Pro trial version www.pdffactory.com

Sample Name: 190-11218-a-2-a Acquired: 7/27/2016 21:36:26 Type: Unk
Method: ICP I9 Method 200.7-6010(v138) Mode: CONC Corr. Factor: 1.000000
User: analyst Custom ID1: Custom ID2: Custom ID3:
Comment:

Elem	Tl1908	V_2908	Zn2062	Si2516	Sr3464
IS Ref	(In2306)	(Y_3710)	(In2306)	(Y_3710)	(Y_3710)
Units	ppb	ppb	ppb	ppb	ppb
Avg	.89062	-2.1364	24.415	930.32	117.62
Stddev	.58348	2.2514	.201	9.26	3.84
%RSD	65.513	105.38	.82492	.99559	3.2680
Check ?	Chk Pass	Chk Pass	Chk Pass	Chk Pass	Chk Pass
High Limit					
Low Limit					

Int. Std.	In2306	Y_2243	Y_3600	Y_3710
Units	Cts/S	Cts/S	Cts/S	Cts/S
Avg	5720.7	4386.9	61467.	8333.7
Stddev	1.9	3.8	42.	64.3
%RSD	.03406	.08656	.06845	.77216
Check ?	Chk Pass	Chk Pass	Chk Pass	Chk Pass
Value	97.905%	100.94%	97.784%	96.600%
Range				

PDF created with pdfFactory Pro trial version www.pdffactory.com

Sample Name: 190-11220-d-1-a Acquired: 7/27/2016 21:40:31 Type: Unk
Method: ICP I9 Method 200.7-6010(v138) Mode: CONC Corr. Factor: 1.000000
User: analyst Custom ID1: Custom ID2: Custom ID3:
Comment:

Elem	Ag3280	Al3082	As1890	B_1826	Ba4554	Be3130
IS Ref	(Y_3600)	(Y_3710)	(Y_2243)	(Y_2243)	(Y_3710)	(Y_3710)
Units	ppb	ppb	ppb	ppb	ppb	ppb
Avg	-.48996	250.09	40.071	1212.8	47.194	.00720
Stddev	.04248	5.52	.711	16.1	.319	.03849
%RSD	8.6704	2.2074	1.7755	1.3252	.67638	534.20
Check ?	Chk Pass	Chk Pass	Chk Pass	Chk Pass	Chk Pass	Chk Pass
High Limit						
Low Limit						

Elem	Ca3179	Cd2288	Co2286	Cr2677	Cu3273	Fe2599
IS Ref	(Y_3710)	(Y_2243)	(In2306)	(Y_3600)	(Y_3600)	(Y_3710)
Units	ppb	ppb	ppb	ppb	ppb	ppb
Avg	27221.	-.0868	5.4652	2.5266	1.9325	862.95
Stddev	49.	.0649	.0704	.2522	.6938	2.74
%RSD	.18131	74.76	1.2874	9.9809	35.900	.31723
Check ?	Chk Pass	Chk Pass	Chk Pass	Chk Pass	Chk Pass	Chk Pass
High Limit						
Low Limit						

Elem	K_7664	Li6707	Mg2790	Mn2576	Mo2020	Na5895
IS Ref	(Y_3710)	(Y_3710)	(Y_3710)	(Y_3600)	(Y_2243)	(Y_3710)
Units	ppb	ppb	ppb	ppb	ppb	ppb
Avg	172220.	595.27	9527.5	47.527	1940.9	F 734940.
Stddev	294.	3.77	19.8	.124	31.7	10442.
%RSD	.17090	.63408	.20783	.26037	1.6339	1.4207
Check ?	Chk Pass	Chk Pass	Chk Pass	Chk Pass	Chk Pass	Chk Fail
High Limit						500000.
Low Limit						-500000.

PDF created with pdfFactory Pro trial version www.pdffactory.com

Sample Name: 190-11220-d-1-a Acquired: 7/27/2016 21:40:31 Type: Unk
Method: ICP I9 Method 200.7-6010(v138) Mode: CONC Corr. Factor: 1.000000
User: analyst Custom ID1: Custom ID2: Custom ID3:
Comment:

Elem	Ni2316	Pb2203	Sb2175	Se1960	Sn1899	Ti3372
IS Ref	(In2306)	(Y_2243)	(Y_2243)	(Y_2243)	(In2306)	(Y_3600)
Units	ppb	ppb	ppb	ppb	ppb	ppb
Avg	20.657	-1.3572	2.665	2.8011	.99890	6.2183
Stddev	.106	1.0188	2.237	2.0644	.44952	.1906
%RSD	.51433	75.066	83.94	73.700	45.002	3.0653
Check ?	Chk Pass	Chk Pass	Chk Pass	Chk Pass	Chk Pass	Chk Pass
High Limit						
Low Limit						

Elem	Tl1908	V_2908	Zn2062	Si2516	Sr3464
IS Ref	(In2306)	(Y_3710)	(In2306)	(Y_3710)	(Y_3710)
Units	ppb	ppb	ppb	ppb	ppb
Avg	.97695	10.342	3.1964	30219.	759.69
Stddev	.83595	1.980	.0782	972.	4.58
%RSD	85.567	19.143	2.4462	3.2173	.60310
Check ?	Chk Pass	Chk Pass	Chk Pass	Chk Pass	Chk Pass
High Limit					
Low Limit					

Int. Std.	In2306	Y_2243	Y_3600	Y_3710
Units	Cts/S	Cts/S	Cts/S	Cts/S
Avg	4788.5	4077.9	55452.	8201.3
Stddev	5.3	3.8	25.	25.4
%RSD	.10998	.09325	.04574	.30961
Check ?	Chk Pass	Chk Pass	Chk Pass	Chk Pass
Value	81.951%	93.827%	88.214%	95.065%
Range				

PDF created with pdfFactory Pro trial version www.pdffactory.com

Sample Name: CCV-2632473 Acquired: 7/27/2016 21:44:45 Type: QC
Method: ICP I9 Method 200.7-6010(v138) Mode: CONC Corr. Factor: 1.000000
User: analyst Custom ID1: Custom ID2: Custom ID3:
Comment:

Elem	Ag3280	Al3082	As1890	B_1826	Ba4554	Be3130	Ca3179	Cd2288
IS Ref	(Y_3600)	(Y_3710)	(Y_2243)	(Y_2243)	(Y_3710)	(Y_3710)	(Y_3710)	(Y_2243)
Units	ppb	ppb	ppb	ppb	ppb	ppb	ppb	ppb
Avg	1018.3	24112.	499.85	5201.2	1985.0	1984.4	50362.	502.8
Stddev	.9	128.	2.19	11.4	4.8	7.5	281.	2.1
%RSD	.08850	.52988	.43895	.21934	.24065	.37802	.55732	.4204
Check ?	Chk Pass	Chk Pass	Chk Pass	Chk Pass	Chk Pass	Chk Pass	Chk Pass	Chk Pass
Value								
Range								

Elem	Co2286	Cr2677	Cu3273	Fe2599	K_7664	Li6707	Mg2790	Mn2576
IS Ref	(In2306)	(Y_3600)	(Y_3600)	(Y_3710)	(Y_3710)	(Y_3710)	(Y_3710)	(Y_3600)
Units	ppb	ppb	ppb	ppb	ppb	ppb	ppb	ppb
Avg	2025.0	1951.8	1954.2	25329.	49320.	4903.8	49245.	1972.8
Stddev	5.0	4.2	4.0	64.	150.	21.9	295.	5.1
%RSD	.24536	.21330	.20403	.25354	.30464	.44565	.59898	.25833
Check ?	Chk Pass	Chk Pass	Chk Pass	Chk Pass	Chk Pass	Chk Pass	Chk Pass	Chk Pass
Value								
Range								

Elem	Mo2020	Na5895	Ni2316	Pb2203	Sb2175	Se1960	Sn1899	Ti3372
IS Ref	(Y_2243)	(Y_3710)	(In2306)	(Y_2243)	(Y_2243)	(Y_2243)	(In2306)	(Y_3600)
Units	ppb	ppb	ppb	ppb	ppb	ppb	ppb	ppb
Avg	2017.5	48067.	2032.1	488.55	512.8	512.12	5205.1	5116.7
Stddev	9.9	239.	7.2	3.87	4.2	3.58	18.9	19.2
%RSD	.49313	.49705	.35378	.79270	.8230	.69825	.36255	.37440
Check ?	Chk Pass	Chk Pass	Chk Pass	Chk Pass	Chk Pass	Chk Pass	Chk Pass	Chk Pass
Value								
Range								

PDF created with pdfFactory Pro trial version www.pdffactory.com

Sample Name: CCV-2632473 Acquired: 7/27/2016 21:44:45 Type: QC
Method: ICP I9 Method 200.7-6010(v138) Mode: CONC Corr. Factor: 1.000000
User: analyst Custom ID1: Custom ID2: Custom ID3:
Comment:

Elem	Tl1908	V_2908	Zn2062	Si2516	Sr3464
IS Ref	(In2306)	(Y_3710)	(In2306)	(Y_3710)	(Y_3710)
Units	ppb	ppb	ppb	ppb	ppb
Avg	1014.8	1964.5	2099.9	5339.1	4992.4
Stddev	4.8	12.5	5.9	81.1	9.7
%RSD	.47610	.63569	.28204	1.5191	.19474
Check ?	Chk Pass	Chk Pass	Chk Pass	Chk Pass	Chk Pass
Value					
Range					

Int. Std.	In2306	Y_2243	Y_3600	Y_3710
Units	Cts/S	Cts/S	Cts/S	Cts/S
Avg	5201.1	4226.2	58675.	8073.7
Stddev	2.5	7.1	71.	35.6
%RSD	.04823	.16689	.12181	.44034

PDF created with pdfFactory Pro trial version www.pdffactory.com

Sample Name: CCB Acquired: 7/27/2016 21:48:40 Type: QC
Method: ICP I9 Method 200.7-6010(v138) Mode: CONC Corr. Factor: 1.000000
User: analyst Custom ID1: Custom ID2: Custom ID3:
Comment:

Elem	Ag3280	Al3082	As1890	B_1826	Ba4554	Be3130	Ca3179
IS Ref	(Y_3600)	(Y_3710)	(Y_2243)	(Y_2243)	(Y_3710)	(Y_3710)	(Y_3710)
Units	ppb	ppb	ppb	ppb	ppb	ppb	ppb
Avg	-.63823	6.6690	.27659	7.4181	.29023	-.00712	4.1133
Stddev	.16449	15.338	2.0746	.7901	.06530	.08256	4.4510
%RSD	25.773	229.99	750.05	10.652	22.498	1159.1	108.21
Check ?	Chk Pass	Chk Pass	Chk Pass	Chk Pass	Chk Pass	Chk Pass	Chk Pass
High Limit							
Low Limit							

Elem	Cd2288	Co2286	Cr2677	Cu3273	Fe2599	K_7664	Li6707
IS Ref	(Y_2243)	(In2306)	(Y_3600)	(Y_3600)	(Y_3710)	(Y_3710)	(Y_3710)
Units	ppb	ppb	ppb	ppb	ppb	ppb	ppb
Avg	-.0107	.12148	-.15522	1.8849	1.0605	246.43	F 97.607
Stddev	.0710	.18069	.31776	.0699	1.5144	22.05	.812
%RSD	663.5	148.74	204.72	3.7096	142.80	8.9461	.83230
Check ?	Chk Pass	Chk Pass	Chk Pass	Chk Pass	Chk Pass	Chk Pass	Chk Fail
High Limit							50.000
Low Limit							-50.000

Elem	Mg2790	Mn2576	Mo2020	Na5895	Ni2316	Pb2203	Sb2175
IS Ref	(Y_3710)	(Y_3600)	(Y_2243)	(Y_3710)	(In2306)	(Y_2243)	(Y_2243)
Units	ppb	ppb	ppb	ppb	ppb	ppb	ppb
Avg	8.7214	.02144	4.4651	277.91	.49152	.88102	.2277
Stddev	4.9826	.02336	.1751	10.04	.25502	1.1084	1.952
%RSD	57.131	108.93	3.9221	3.6109	51.885	125.81	857.2
Check ?	Chk Pass	Chk Pass	Chk Pass	Chk Pass	Chk Pass	Chk Pass	Chk Pass
High Limit							
Low Limit							

PDF created with pdfFactory Pro trial version www.pdffactory.com

Sample Name: CCB Acquired: 7/27/2016 21:48:40 Type: QC
Method: ICP I9 Method 200.7-6010(v138) Mode: CONC Corr. Factor: 1.000000
User: analyst Custom ID1: Custom ID2: Custom ID3:
Comment:

Elem	Se1960	Sn1899	Ti3372	Tl1908	V_2908	Zn2062	Si2516
IS Ref	(Y_2243)	(In2306)	(Y_3600)	(In2306)	(Y_3710)	(In2306)	(Y_3710)
Units	ppb	ppb	ppb	ppb	ppb	ppb	ppb
Avg	-.06016	.20398	1.4238	1.1850	-3.3677	-.08908	-18.198
Stddev	2.7711	.45256	.0555	1.2358	1.1079	.18097	4.807
%RSD	4606.6	221.86	3.8965	104.29	32.899	203.17	26.413
Check ?	Chk Pass	Chk Pass	Chk Pass	Chk Pass	Chk Pass	Chk Pass	Chk Pass
High Limit							
Low Limit							

Elem	Sr3464
IS Ref	(Y_3710)
Units	ppb
Avg	-.09808
Stddev	4.6419
%RSD	4732.9
Check ?	Chk Pass
High Limit	
Low Limit	

Int. Std.	In2306	Y_2243	Y_3600	Y_3710
Units	Cts/S	Cts/S	Cts/S	Cts/S
Avg	5891.4	4408.5	62096.	8185.7
Stddev	6.3	1.5	65.	31.3
%RSD	.10764	.03400	.10465	.38204

PDF created with pdfFactory Pro trial version www.pdffactory.com

Sample Name: mb 240-239822/1-a Acquired: 7/27/2016 21:52:53 Type: QC
Method: ICP I9 Method 200.7-6010(v138) Mode: CONC Corr. Factor: 1.000000
User: analyst Custom ID1: Custom ID2: Custom ID3:
Comment:

Elem	Ag3280	Al3082	As1890	B_1826	Ba4554	Be3130	Ca3179
IS Ref	(Y_3600)	(Y_3710)	(Y_2243)	(Y_2243)	(Y_3710)	(Y_3710)	(Y_3710)
Units	ppb	ppb	ppb	ppb	ppb	ppb	ppb
Avg	-.45563	31.337	-.29068	5.4569	1.3540	-.08865	235.83
Stddev	.08424	23.955	.80837	.2060	.0587	.02545	5.45
%RSD	18.489	76.443	278.09	3.7745	4.3315	28.712	2.3100
Check ?	Chk Pass	Chk Pass	Chk Pass	Chk Pass	Chk Pass	Chk Pass	Chk Pass
High Limit							
Low Limit							

Elem	Cd2288	Co2286	Cr2677	Cu3273	Fe2599	K_7664	Li6707
IS Ref	(Y_2243)	(In2306)	(Y_3600)	(Y_3600)	(Y_3710)	(Y_3710)	(Y_3710)
Units	ppb	ppb	ppb	ppb	ppb	ppb	ppb
Avg	.2460	.17076	.38020	4.0335	14.425	202.23	F 124.12
Stddev	.0455	.20452	.18665	.8027	1.363	2.21	3.00
%RSD	18.49	119.77	49.092	19.902	9.4478	1.0905	2.4132
Check ?	Chk Pass	Chk Pass	Chk Pass	Chk Pass	Chk Pass	Chk Pass	Chk Fail
High Limit							50.000
Low Limit							-1000.0

Elem	Mg2790	Mn2576	Mo2020	Na5895	Ni2316	Pb2203	Sb2175
IS Ref	(Y_3710)	(Y_3600)	(Y_2243)	(Y_3710)	(In2306)	(Y_2243)	(Y_2243)
Units	ppb	ppb	ppb	ppb	ppb	ppb	ppb
Avg	92.981	1.3567	1.2646	261.96	.89180	-.14180	-.0696
Stddev	13.344	.0415	.3114	10.72	.17086	1.5085	1.640
%RSD	14.351	3.0609	24.628	4.0934	19.159	1063.8	2355.
Check ?	Chk Pass	Chk Pass	Chk Pass	Chk Pass	Chk Pass	Chk Pass	Chk Pass
High Limit							
Low Limit							

PDF created with pdfFactory Pro trial version www.pdffactory.com

Sample Name: mb 240-239822/1-a Acquired: 7/27/2016 21:52:53 Type: QC
Method: ICP I9 Method 200.7-6010(v138) Mode: CONC Corr. Factor: 1.000000
User: analyst Custom ID1: Custom ID2: Custom ID3:
Comment:

Elem	Se1960	Sn1899	Ti3372	Tl1908	V_2908	Zn2062	Si2516
IS Ref	(Y_2243)	(In2306)	(Y_3600)	(In2306)	(Y_3710)	(In2306)	(Y_3710)
Units	ppb	ppb	ppb	ppb	ppb	ppb	ppb
Avg	.71685	31.743	.62542	-.33074	-2.9495	4.3098	59.127
Stddev	2.3559	.695	.27733	.50994	.3570	.0763	4.834
%RSD	328.64	2.1904	44.343	154.18	12.104	1.7713	8.1759
Check ?	Chk Pass	Chk Pass	Chk Pass	Chk Pass	Chk Pass	Chk Pass	Chk Pass
High Limit							
Low Limit							

Elem	Sr3464
IS Ref	(Y_3710)
Units	ppb
Avg	4.0311
Stddev	3.0664
%RSD	76.070
Check ?	Chk Pass
High Limit	
Low Limit	

Int. Std.	In2306	Y_2243	Y_3600	Y_3710
Units	Cts/S	Cts/S	Cts/S	Cts/S
Avg	5833.8	4397.8	62079.	8208.8
Stddev	7.1	4.2	153.	45.1
%RSD	.12225	.09615	.24664	.54997

PDF created with pdfFactory Pro trial version www.pdffactory.com

Sample Name: lcs 240-239822/2-a Acquired: 7/27/2016 21:57:05 Type: QC
Method: ICP I9 Method 200.7-6010(v138) Mode: CONC Corr. Factor: 1.000000
User: analyst Custom ID1: Custom ID2: Custom ID3:
Comment:

Elem	Ag3280	Al3082	As1890	B_1826	Ba4554	Be3130	Ca3179	Cd2288
IS Ref	(Y_3600)	(Y_3710)	(Y_2243)	(Y_2243)	(Y_3710)	(Y_3710)	(Y_3710)	(Y_2243)
Units	ppb	ppb	ppb	ppb	ppb	ppb	ppb	ppb
Avg	47.074	1879.1	1936.1	981.10	1895.5	47.987	47263.	47.13
Stddev	.255	3.8	10.7	3.27	4.3	.086	298.	.28
%RSD	.54066	.20331	.55100	.33316	.22630	.17868	.62946	.5933
Check ?	Chk Pass	Chk Pass	Chk Pass	Chk Pass	Chk Pass	Chk Pass	Chk Pass	Chk Pass
Value								
Range								

Elem	Co2286	Cr2677	Cu3273	Fe2599	K_7664	Li6707	Mg2790	Mn2576
IS Ref	(In2306)	(Y_3600)	(Y_3600)	(Y_3710)	(Y_3710)	(Y_3710)	(Y_3710)	(Y_3600)
Units	ppb	ppb	ppb	ppb	ppb	ppb	ppb	ppb
Avg	475.30	191.14	240.34	1002.2	46382.	1088.4	47292.	484.83
Stddev	2.57	.57	.57	3.6	202.	6.2	271.	1.12
%RSD	.54077	.30016	.23682	.35513	.43633	.57033	.57243	.23177
Check ?	Chk Pass	Chk Pass	Chk Pass	Chk Pass	Chk Pass	Chk Pass	Chk Pass	Chk Pass
Value								
Range								

Elem	Mo2020	Na5895	Ni2316	Pb2203	Sb2175	Se1960	Sn1899	Ti3372
IS Ref	(Y_2243)	(Y_3710)	(In2306)	(Y_2243)	(Y_2243)	(Y_2243)	(In2306)	(Y_3600)
Units	ppb	ppb	ppb	ppb	ppb	ppb	ppb	ppb
Avg	964.68	46154.	484.98	464.82	480.5	1932.2	1959.7	1001.6
Stddev	7.78	208.	1.95	2.60	2.5	7.4	7.5	.6
%RSD	.80616	.45120	.40184	.55991	.5180	.38263	.38469	.05993
Check ?	Chk Pass	Chk Pass	Chk Pass	Chk Pass	Chk Pass	Chk Pass	Chk Pass	Chk Pass
Value								
Range								

PDF created with pdfFactory Pro trial version www.pdffactory.com

Sample Name: lcs 240-239822/2-a Acquired: 7/27/2016 21:57:05 Type: QC
Method: ICP I9 Method 200.7-6010(v138) Mode: CONC Corr. Factor: 1.000000
User: analyst Custom ID1: Custom ID2: Custom ID3:
Comment:

Elem	Tl1908	V_2908	Zn2062	Si2516	Sr3464
IS Ref	(In2306)	(Y_3710)	(In2306)	(Y_3710)	(Y_3710)
Units	ppb	ppb	ppb	ppb	ppb
Avg	1864.0	476.42	500.29	1112.2	960.10
Stddev	9.0	3.26	1.81	19.3	10.69
%RSD	.48450	.68340	.36209	1.7332	1.1135
Check ?	Chk Pass	Chk Pass	Chk Pass	Chk Pass	Chk Pass
Value					
Range					

Int. Std.	In2306	Y_2243	Y_3600	Y_3710
Units	Cts/S	Cts/S	Cts/S	Cts/S
Avg	5272.4	4183.2	58183.	8037.6
Stddev	7.6	9.4	115.	39.0
%RSD	.14409	.22437	.19780	.48563

PDF created with pdfFactory Pro trial version www.pdffactory.com

Sample Name: 240-67476-e-2-a Acquired: 7/27/2016 22:00:51 Type: Unk
Method: ICP I9 Method 200.7-6010(v138) Mode: CONC Corr. Factor: 1.000000
User: analyst Custom ID1: Custom ID2: Custom ID3:
Comment:

Elem	Ag3280	Al3082	As1890	B_1826	Ba4554	Be3130	Ca3179
IS Ref	(Y_3600)	(Y_3710)	(Y_2243)	(Y_2243)	(Y_3710)	(Y_3710)	(Y_3710)
Units	ppb	ppb	ppb	ppb	ppb	ppb	ppb
Avg	-1.2093	41376.	104.33	73.023	417.54	2.9429	607800.
Stddev	.3349	103.	1.34	.937	.35	.0406	1002.
%RSD	27.695	.24897	1.2837	1.2832	.08382	1.3813	.16481
Check ?	Chk Pass	Chk Pass	Chk Pass	Chk Pass	Chk Pass	Chk Pass	Chk Pass
High Limit							
Low Limit							

Elem	Cd2288	Co2286	Cr2677	Cu3273	Fe2599	K_7664	Li6707
IS Ref	(Y_2243)	(In2306)	(Y_3600)	(Y_3600)	(Y_3710)	(Y_3710)	(Y_3710)
Units	ppb	ppb	ppb	ppb	ppb	ppb	ppb
Avg	3.336	65.666	74.304	184.19	162230.	10975.	310.97
Stddev	.167	.882	.496	.42	165.	50.	2.04
%RSD	5.014	1.3437	.66815	.22808	.10146	.45119	.65603
Check ?	Chk Pass	Chk Pass	Chk Pass	Chk Pass	Chk Pass	Chk Pass	Chk Pass
High Limit							
Low Limit							

Elem	Mg2790	Mn2576	Mo2020	Na5895	Ni2316	Pb2203	Sb2175
IS Ref	(Y_3710)	(Y_3600)	(Y_2243)	(Y_3710)	(In2306)	(Y_2243)	(Y_2243)
Units	ppb	ppb	ppb	ppb	ppb	ppb	ppb
Avg	212490.	2908.0	61.223	1903.8	214.91	81.073	-2.520
Stddev	33.	21.9	.445	7.6	3.36	2.217	1.459
%RSD	.01566	.75272	.72714	.39774	1.5633	2.7348	57.92
Check ?	Chk Pass	Chk Pass	Chk Pass	Chk Pass	Chk Pass	Chk Pass	Chk Pass
High Limit							
Low Limit							

PDF created with pdfFactory Pro trial version www.pdffactory.com

Sample Name: 240-67476-e-2-a Acquired: 7/27/2016 22:00:51 Type: Unk
Method: ICP I9 Method 200.7-6010(v138) Mode: CONC Corr. Factor: 1.000000
User: analyst Custom ID1: Custom ID2: Custom ID3:
Comment:

Elem	Se1960	Sn1899	Ti3372	Tl1908	V_2908	Zn2062	Si2516
IS Ref	(Y_2243)	(In2306)	(Y_3600)	(In2306)	(Y_3710)	(In2306)	(Y_3710)
Units	ppb	ppb	ppb	ppb	ppb	ppb	ppb
Avg	3.7618	31.867	797.46	15.983	112.99	701.32	12277.
Stddev	1.2888	.435	.62	.759	2.02	7.30	51.
%RSD	34.262	1.3649	.07803	4.7468	1.7917	1.0414	.41386
Check ?	Chk Pass	Chk Pass	Chk Pass	Chk Pass	Chk Pass	Chk Pass	Chk Pass
High Limit							
Low Limit							

Elem	Sr3464
IS Ref	(Y_3710)
Units	ppb
Avg	487.51
Stddev	5.75
%RSD	1.1792
Check ?	Chk Pass
High Limit	
Low Limit	

Int. Std.	In2306	Y_2243	Y_3600	Y_3710
Units	Cts/S	Cts/S	Cts/S	Cts/S
Avg	4673.5	4231.3	58889.	8562.5
Stddev	11.2	5.2	116.	9.0
%RSD	.23943	.12207	.19655	.10550
Check ?	Chk Pass	Chk Pass	Chk Pass	Chk Pass
Value	79.983%	97.356%	93.683%	99.252%
Range				

PDF created with pdfFactory Pro trial version www.pdffactory.com

Sample Name: SD 240-67476-e-2-a@5 Acquired: 7/27/2016 22:05:04 Type: Unk
Method: ICP I9 Method 200.7-6010(v138) Mode: CONC Corr. Factor: 1.000000
User: analyst Custom ID1: Custom ID2: Custom ID3:
Comment:

Elem	Ag3280	Al3082	As1890	B_1826	Ba4554	Be3130	Ca3179
IS Ref	(Y_3600)	(Y_3710)	(Y_2243)	(Y_2243)	(Y_3710)	(Y_3710)	(Y_3710)
Units	ppb	ppb	ppb	ppb	ppb	ppb	ppb
Avg	-.62833	9001.2	23.184	17.807	91.011	.61917	138630.
Stddev	.03457	62.4	.522	.441	.139	.04077	193.
%RSD	5.5019	.69304	2.2519	2.4776	.15258	6.5850	.13956
Check ?	Chk Pass	Chk Pass	Chk Pass	Chk Pass	Chk Pass	Chk Pass	Chk Pass
High Limit							
Low Limit							

Elem	Cd2288	Co2286	Cr2677	Cu3273	Fe2599	K_7664	Li6707
IS Ref	(Y_2243)	(In2306)	(Y_3600)	(Y_3600)	(Y_3710)	(Y_3710)	(Y_3710)
Units	ppb	ppb	ppb	ppb	ppb	ppb	ppb
Avg	.7307	13.647	17.225	40.547	36803.	2434.8	142.41
Stddev	.0662	.258	.297	.570	99.	26.8	2.20
%RSD	9.057	1.8871	1.7214	1.4058	.26797	1.1026	1.5414
Check ?	Chk Pass	Chk Pass	Chk Pass	Chk Pass	Chk Pass	Chk Pass	Chk Pass
High Limit							
Low Limit							

Elem	Mg2790	Mn2576	Mo2020	Na5895	Ni2316	Pb2203	Sb2175
IS Ref	(Y_3710)	(Y_3600)	(Y_2243)	(Y_3710)	(In2306)	(Y_2243)	(Y_2243)
Units	ppb	ppb	ppb	ppb	ppb	ppb	ppb
Avg	47619.	656.34	13.380	496.01	44.553	20.995	.8768
Stddev	115.	1.04	.383	4.47	.335	1.631	1.090
%RSD	.24170	.15828	2.8629	.90037	.75103	7.7701	124.3
Check ?	Chk Pass	Chk Pass	Chk Pass	Chk Pass	Chk Pass	Chk Pass	Chk Pass
High Limit							
Low Limit							

PDF created with pdfFactory Pro trial version www.pdffactory.com

Sample Name: SD 240-67476-e-2-a@5 Acquired: 7/27/2016 22:05:04 Type: Unk
Method: ICP I9 Method 200.7-6010(v138) Mode: CONC Corr. Factor: 1.000000
User: analyst Custom ID1: Custom ID2: Custom ID3:
Comment:

Elem	Se1960	Sn1899	Ti3372	Tl1908	V_2908	Zn2062	Si2516
IS Ref	(Y_2243)	(In2306)	(Y_3600)	(In2306)	(Y_3710)	(In2306)	(Y_3710)
Units	ppb	ppb	ppb	ppb	ppb	ppb	ppb
Avg	-.22295	6.5730	175.48	4.7370	26.046	149.07	2779.8
Stddev	1.8104	.2835	.78	.5475	4.506	1.01	9.7
%RSD	812.02	4.3135	.44257	11.557	17.300	.67744	.34799
Check ?	Chk Pass	Chk Pass	Chk Pass	Chk Pass	Chk Pass	Chk Pass	Chk Pass
High Limit							
Low Limit							

Elem	Sr3464
IS Ref	(Y_3710)
Units	ppb
Avg	114.10
Stddev	3.40
%RSD	2.9777
Check ?	Chk Pass
High Limit	
Low Limit	

Int. Std.	In2306	Y_2243	Y_3600	Y_3710
Units	Cts/S	Cts/S	Cts/S	Cts/S
Avg	5357.8	4315.2	60238.	8281.4
Stddev	5.0	10.6	97.	27.3
%RSD	.09388	.24615	.16180	.33016
Check ?	Chk Pass	Chk Pass	Chk Pass	Chk Pass
Value	91.693%	99.286%	95.828%	95.994%
Range				

PDF created with pdfFactory Pro trial version www.pdffactory.com

Sample Name: 240-67476-e-2-b ms Acquired: 7/27/2016 22:09:07 Type: Unk
Method: ICP I9 Method 200.7-6010(v138) Mode: CONC Corr. Factor: 1.000000
User: analyst Custom ID1: Custom ID2: Custom ID3:
Comment:

Elem	Ag3280	Al3082	As1890	B_1826	Ba4554	Be3130	Ca3179
IS Ref	(Y_3600)	(Y_3710)	(Y_2243)	(Y_2243)	(Y_3710)	(Y_3710)	(Y_3710)
Units	ppb	ppb	ppb	ppb	ppb	ppb	ppb
Avg	42.807	51526.	1868.5	967.55	2138.6	45.022	613660.
Stddev	.094	167.	10.5	5.49	3.1	.099	2070.
%RSD	.22060	.32468	.56094	.56727	.14596	.21907	.33728
Check ?	Chk Pass	Chk Pass	Chk Pass	Chk Pass	Chk Pass	Chk Pass	Chk Pass
High Limit							
Low Limit							

Elem	Cd2288	Co2286	Cr2677	Cu3273	Fe2599	K_7664	Li6707
IS Ref	(Y_2243)	(In2306)	(Y_3600)	(Y_3600)	(Y_3710)	(Y_3710)	(Y_3710)
Units	ppb	ppb	ppb	ppb	ppb	ppb	ppb
Avg	46.02	522.77	239.44	388.78	154230.	53543.	1198.9
Stddev	.11	4.74	.63	1.01	263.	63.	4.3
%RSD	.2485	.90636	.26192	.26050	.17077	.11750	.35982
Check ?	Chk Pass	Chk Pass	Chk Pass	Chk Pass	Chk Pass	Chk Pass	Chk Pass
High Limit							
Low Limit							

Elem	Mg2790	Mn2576	Mo2020	Na5895	Ni2316	Pb2203	Sb2175
IS Ref	(Y_3710)	(Y_3600)	(Y_2243)	(Y_3710)	(In2306)	(Y_2243)	(Y_2243)
Units	ppb	ppb	ppb	ppb	ppb	ppb	ppb
Avg	253690.	3334.3	882.78	44552.	667.49	462.12	281.7
Stddev	442.	13.4	5.29	67.	5.49	.34	1.7
%RSD	.17420	.40184	.59943	.15058	.82266	.07282	.5981
Check ?	Chk Pass	Chk Pass	Chk Pass	Chk Pass	Chk Pass	Chk Pass	Chk Pass
High Limit							
Low Limit							

PDF created with pdfFactory Pro trial version www.pdffactory.com

Sample Name: 240-67476-e-2-b ms Acquired: 7/27/2016 22:09:07 Type: Unk
Method: ICP I9 Method 200.7-6010(v138) Mode: CONC Corr. Factor: 1.000000
User: analyst Custom ID1: Custom ID2: Custom ID3:
Comment:

Elem	Se1960	Sn1899	Ti3372	Tl1908	V_2908	Zn2062	Si2516
IS Ref	(Y_2243)	(In2306)	(Y_3600)	(In2306)	(Y_3710)	(In2306)	(Y_3710)
Units	ppb	ppb	ppb	ppb	ppb	ppb	ppb
Avg	1758.7	1863.4	1610.0	1740.7	542.90	1031.7	18029.
Stddev	6.9	16.5	1.0	16.2	3.30	7.0	83.
%RSD	.39435	.88557	.06519	.93062	.60839	.67646	.46085
Check ?	Chk Pass	Chk Pass	Chk Pass	Chk Pass	Chk Pass	Chk Pass	Chk Pass
High Limit							
Low Limit							

Elem	Sr3464
IS Ref	(Y_3710)
Units	ppb
Avg	1273.2
Stddev	4.8
%RSD	.37696
Check ?	Chk Pass
High Limit	
Low Limit	

Int. Std.	In2306	Y_2243	Y_3600	Y_3710
Units	Cts/S	Cts/S	Cts/S	Cts/S
Avg	4562.9	4176.2	58372.	8446.1
Stddev	12.2	6.9	8.	19.5
%RSD	.26776	.16572	.01432	.23040
Check ?	Chk Pass	Chk Pass	Chk Pass	Chk Pass
Value	78.089%	96.088%	92.859%	97.903%
Range				

PDF created with pdfFactory Pro trial version www.pdffactory.com

Sample Name: 240-67476-e-2-c msd Acquired: 7/27/2016 22:13:08 Type: Unk
Method: ICP I9 Method 200.7-6010(v138) Mode: CONC Corr. Factor: 1.000000
User: analyst Custom ID1: Custom ID2: Custom ID3:
Comment:

Elem	Ag3280	Al3082	As1890	B_1826	Ba4554	Be3130
IS Ref	(Y_3600)	(Y_3710)	(Y_2243)	(Y_2243)	(Y_3710)	(Y_3710)
Units	ppb	ppb	ppb	ppb	ppb	ppb
Avg	44.658	47471.	1899.9	974.49	2097.4	45.332
Stddev	.157	108.	8.5	6.57	1.8	.154
%RSD	.35145	.22728	.44898	.67429	.08454	.34077
Check ?	Chk Pass	Chk Pass	Chk Pass	Chk Pass	Chk Pass	Chk Pass
High Limit						
Low Limit						

Elem	Ca3179	Cd2288	Co2286	Cr2677	Cu3273	Fe2599
IS Ref	(Y_3710)	(Y_2243)	(In2306)	(Y_3600)	(Y_3600)	(Y_3710)
Units	ppb	ppb	ppb	ppb	ppb	ppb
Avg	W 757200.	46.80	524.02	236.03	378.23	142460.
Stddev	8411.	.30	5.26	.63	.36	298.
%RSD	1.1109	.6477	1.0044	.26734	.09551	.20902
Check ?	Chk Warn	Chk Pass	Chk Pass	Chk Pass	Chk Pass	Chk Pass
High Limit	720000.					
Low Limit	-500000.					

Elem	K_7664	Li6707	Mg2790	Mn2576	Mo2020	Na5895
IS Ref	(Y_3710)	(Y_3710)	(Y_3710)	(Y_3600)	(Y_2243)	(Y_3710)
Units	ppb	ppb	ppb	ppb	ppb	ppb
Avg	53954.	1237.4	263790.	2832.2	893.32	45461.
Stddev	97.	4.0	791.	26.2	8.91	11.
%RSD	.17977	.32341	.29994	.92474	.99750	.02427
Check ?	Chk Pass	Chk Pass	Chk Pass	Chk Pass	Chk Pass	Chk Pass
High Limit						
Low Limit						

PDF created with pdfFactory Pro trial version www.pdffactory.com

Sample Name: 240-67476-e-2-c msd Acquired: 7/27/2016 22:13:08 Type: Unk
Method: ICP I9 Method 200.7-6010(v138) Mode: CONC Corr. Factor: 1.000000
User: analyst Custom ID1: Custom ID2: Custom ID3:
Comment:

Elem	Ni2316	Pb2203	Sb2175	Se1960	Sn1899	Ti3372
IS Ref	(In2306)	(Y_2243)	(Y_2243)	(Y_2243)	(In2306)	(Y_3600)
Units	ppb	ppb	ppb	ppb	ppb	ppb
Avg	657.87	465.43	290.8	1786.5	1879.7	1564.8
Stddev	6.34	3.52	2.5	15.0	17.6	1.4
%RSD	.96380	.75690	.8438	.83913	.93423	.09149
Check ?	Chk Pass	Chk Pass	Chk Pass	Chk Pass	Chk Pass	Chk Pass
High Limit						
Low Limit						

Elem	Tl1908	V_2908	Zn2062	Si2516	Sr3464
IS Ref	(In2306)	(Y_3710)	(In2306)	(Y_3710)	(Y_3710)
Units	ppb	ppb	ppb	ppb	ppb
Avg	1752.6	541.51	976.27	17252.	1433.0
Stddev	13.2	1.20	8.01	145.	3.5
%RSD	.75597	.22228	.82090	.83792	.24274
Check ?	Chk Pass	Chk Pass	Chk Pass	Chk Pass	Chk Pass
High Limit					
Low Limit					

Int. Std.	In2306	Y_2243	Y_3600	Y_3710
Units	Cts/S	Cts/S	Cts/S	Cts/S
Avg	4495.4	4122.9	57524.	8379.7
Stddev	4.7	1.3	81.	47.8
%RSD	.10378	.03063	.14033	.57085
Check ?	Chk Pass	Chk Pass	Chk Pass	Chk Pass
Value	76.936%	94.861%	91.511%	97.134%
Range				

PDF created with pdfFactory Pro trial version www.pdffactory.com

Sample Name: PDS 240-67476-e-2-a Acquired: 7/27/2016 22:17:11 Type: Unk
Method: ICP I9 Method 200.7-6010(v138) Mode: CONC Corr. Factor: 1.000000
User: analyst Custom ID1: Custom ID2: Custom ID3:
Comment:

Elem	Ag3280	Al3082	As1890	B_1826	Ba4554	Be3130	Ca3179
IS Ref	(Y_3600)	(Y_3710)	(Y_2243)	(Y_2243)	(Y_3710)	(Y_3710)	(Y_3710)
Units	ppb	ppb	ppb	ppb	ppb	ppb	ppb
Avg	38.760	42633.	1959.7	1041.9	2219.1	47.044	631200.
Stddev	.402	251.	9.7	3.5	4.7	.113	6776.
%RSD	1.0362	.58764	.49425	.33819	.21295	.23917	1.0735
Check ?	Chk Pass	Chk Pass	Chk Pass	Chk Pass	Chk Pass	Chk Pass	Chk Pass
High Limit							
Low Limit							

Elem	Cd2288	Co2286	Cr2677	Cu3273	Fe2599	K_7664	Li6707
IS Ref	(Y_2243)	(In2306)	(Y_3600)	(Y_3600)	(Y_3710)	(Y_3710)	(Y_3710)
Units	ppb	ppb	ppb	ppb	ppb	ppb	ppb
Avg	48.83	559.05	246.07	406.03	159940.	56882.	1274.1
Stddev	.16	5.05	1.53	.68	254.	164.	4.6
%RSD	.3370	.90251	.62263	.16838	.15882	.28912	.35914
Check ?	Chk Pass	Chk Pass	Chk Pass	Chk Pass	Chk Pass	Chk Pass	Chk Pass
High Limit							
Low Limit							

Elem	Mg2790	Mn2576	Mo2020	Na5895	Ni2316	Pb2203	Sb2175
IS Ref	(Y_3710)	(Y_3600)	(Y_2243)	(Y_3710)	(In2306)	(Y_2243)	(Y_2243)
Units	ppb	ppb	ppb	ppb	ppb	ppb	ppb
Avg	252520.	3300.3	974.98	47270.	700.80	491.73	473.5
Stddev	1077.	25.6	7.92	54.	5.42	3.86	2.7
%RSD	.42659	.77612	.81193	.11488	.77323	.78463	.5766
Check ?	Chk Pass	Chk Pass	Chk Pass	Chk Pass	Chk Pass	Chk Pass	Chk Pass
High Limit							
Low Limit							

PDF created with pdfFactory Pro trial version www.pdffactory.com

Sample Name: PDS 240-67476-e-2-a Acquired: 7/27/2016 22:17:11 Type: Unk
Method: ICP I9 Method 200.7-6010(v138) Mode: CONC Corr. Factor: 1.000000
User: analyst Custom ID1: Custom ID2: Custom ID3:
Comment:

Elem	Se1960	Sn1899	Ti3372	Tl1908	V_2908	Zn2062	Si2516
IS Ref	(Y_2243)	(In2306)	(Y_3600)	(In2306)	(Y_3710)	(In2306)	(Y_3710)
Units	ppb	ppb	ppb	ppb	ppb	ppb	ppb
Avg	1866.9	2079.4	1740.6	1902.3	551.28	1197.2	13396.
Stddev	14.1	19.3	2.9	12.4	3.68	7.8	42.
%RSD	.75408	.92885	.16403	.65339	.66748	.65325	.31024
Check ?	Chk Pass	Chk Pass	Chk Pass	Chk Pass	Chk Pass	Chk Pass	Chk Pass
High Limit							
Low Limit							

Elem	Sr3464
IS Ref	(Y_3710)
Units	ppb
Avg	1336.7
Stddev	4.1
%RSD	.30659
Check ?	Chk Pass
High Limit	
Low Limit	

Int. Std.	In2306	Y_2243	Y_3600	Y_3710
Units	Cts/S	Cts/S	Cts/S	Cts/S
Avg	4557.8	4183.3	58186.	8484.6
Stddev	2.4	6.4	128.	57.7
%RSD	.05289	.15206	.21912	.68062
Check ?	Chk Pass	Chk Pass	Chk Pass	Chk Pass
Value	78.003%	96.252%	92.564%	98.350%
Range				

PDF created with pdfFactory Pro trial version www.pdffactory.com

Sample Name: 240-67476-f-3-a Acquired: 7/27/2016 22:21:11 Type: Unk
Method: ICP I9 Method 200.7-6010(v138) Mode: CONC Corr. Factor: 1.000000
User: analyst Custom ID1: Custom ID2: Custom ID3:
Comment:

Elem	Ag3280	Al3082	As1890	B_1826	Ba4554	Be3130
IS Ref	(Y_3600)	(Y_3710)	(Y_2243)	(Y_2243)	(Y_3710)	(Y_3710)
Units	ppb	ppb	ppb	ppb	ppb	ppb
Avg	-1.5332	26556.	127.11	69.275	232.68	2.0705
Stddev	.3961	58.	2.83	.883	.60	.0113
%RSD	25.837	.21824	2.2278	1.2751	.25827	.54567
Check ?	Chk Pass	Chk Pass	Chk Pass	Chk Pass	Chk Pass	Chk Pass
High Limit						
Low Limit						

Elem	Ca3179	Cd2288	Co2286	Cr2677	Cu3273	Fe2599
IS Ref	(Y_3710)	(Y_2243)	(In2306)	(Y_3600)	(Y_3600)	(Y_3710)
Units	ppb	ppb	ppb	ppb	ppb	ppb
Avg	F 1215000.	5.899	55.964	55.340	174.34	139270.
Stddev	4452.	.118	1.063	.392	.24	348.
%RSD	.36643	2.003	1.8990	.70906	.13502	.24999
Check ?	Chk Fail	Chk Pass	Chk Pass	Chk Pass	Chk Pass	Chk Pass
High Limit	800000.					
Low Limit	-500000.					

Elem	K_7664	Li6707	Mg2790	Mn2576	Mo2020	Na5895
IS Ref	(Y_3710)	(Y_3710)	(Y_3710)	(Y_3600)	(Y_2243)	(Y_3710)
Units	ppb	ppb	ppb	ppb	ppb	ppb
Avg	7054.1	290.94	369310.	3740.8	42.584	1705.4
Stddev	11.0	4.39	1272.	13.2	.948	2.4
%RSD	.15532	1.5100	.34442	.35194	2.2252	.14258
Check ?	Chk Pass	Chk Pass	Chk Pass	Chk Pass	Chk Pass	Chk Pass
High Limit						
Low Limit						

PDF created with pdfFactory Pro trial version www.pdffactory.com

Sample Name: 240-67476-f-3-a Acquired: 7/27/2016 22:21:11 Type: Unk
Method: ICP I9 Method 200.7-6010(v138) Mode: CONC Corr. Factor: 1.000000
User: analyst Custom ID1: Custom ID2: Custom ID3:
Comment:

Elem	Ni2316	Pb2203	Sb2175	Se1960	Sn1899	Ti3372
IS Ref	(In2306)	(Y_2243)	(Y_2243)	(Y_2243)	(In2306)	(Y_3600)
Units	ppb	ppb	ppb	ppb	ppb	ppb
Avg	194.01	129.10	1.869	4.3090	33.284	855.68
Stddev	4.24	2.59	1.783	2.2023	.923	2.86
%RSD	2.1861	2.0083	95.40	51.110	2.7738	.33392
Check ?	Chk Pass	Chk Pass	Chk Pass	Chk Pass	Chk Pass	Chk Pass
High Limit						
Low Limit						

Elem	Tl1908	V_2908	Zn2062	Si2516	Sr3464
IS Ref	(In2306)	(Y_3710)	(In2306)	(Y_3710)	(Y_3710)
Units	ppb	ppb	ppb	ppb	ppb
Avg	20.139	131.17	1034.4	3876.8	984.89
Stddev	1.820	1.83	15.1	11.8	11.68
%RSD	9.0364	1.3975	1.4586	.30486	1.1860
Check ?	Chk Pass	Chk Pass	Chk Pass	Chk Pass	Chk Pass
High Limit					
Low Limit					

Int. Std.	In2306	Y_2243	Y_3600	Y_3710
Units	Cts/S	Cts/S	Cts/S	Cts/S
Avg	4377.3	4054.0	56770.	8353.2
Stddev	10.0	5.0	150.	35.2
%RSD	.22816	.12354	.26410	.42143
Check ?	Chk Pass	Chk Pass	Chk Pass	Chk Pass
Value	74.914%	93.276%	90.311%	96.827%
Range				

PDF created with pdfFactory Pro trial version www.pdffactory.com

Sample Name: 240-67476-e-4-a Acquired: 7/27/2016 22:25:25 Type: Unk
Method: ICP I9 Method 200.7-6010(v138) Mode: CONC Corr. Factor: 1.000000
User: analyst Custom ID1: Custom ID2: Custom ID3:
Comment:

Elem	Ag3280	Al3082	As1890	B_1826	Ba4554	Be3130	Ca3179
IS Ref	(Y_3600)	(Y_3710)	(Y_2243)	(Y_2243)	(Y_3710)	(Y_3710)	(Y_3710)
Units	ppb	ppb	ppb	ppb	ppb	ppb	ppb
Avg	-1.5868	29401.	78.777	53.837	216.44	2.0405	584850.
Stddev	.1505	105.	1.650	.339	.19	.0147	7522.
%RSD	9.4841	.35681	2.0950	.62970	.08784	.71968	1.2862
Check ?	Chk Pass	Chk Pass	Chk Pass	Chk Pass	Chk Pass	Chk Pass	Chk Pass
High Limit							
Low Limit							

Elem	Cd2288	Co2286	Cr2677	Cu3273	Fe2599	K_7664	Li6707
IS Ref	(Y_2243)	(In2306)	(Y_3600)	(Y_3600)	(Y_3710)	(Y_3710)	(Y_3710)
Units	ppb	ppb	ppb	ppb	ppb	ppb	ppb
Avg	3.412	48.290	51.812	162.74	115870.	7552.7	253.56
Stddev	.041	.321	.493	.99	148.	38.8	1.60
%RSD	1.201	.66394	.95085	.60546	.12800	.51322	.63174
Check ?	Chk Pass	Chk Pass	Chk Pass	Chk Pass	Chk Pass	Chk Pass	Chk Pass
High Limit							
Low Limit							

Elem	Mg2790	Mn2576	Mo2020	Na5895	Ni2316	Pb2203	Sb2175
IS Ref	(Y_3710)	(Y_3600)	(Y_2243)	(Y_3710)	(In2306)	(Y_2243)	(Y_2243)
Units	ppb	ppb	ppb	ppb	ppb	ppb	ppb
Avg	178370.	1684.4	61.746	2379.3	160.70	80.231	-2.185
Stddev	35.	2.9	.290	9.3	1.22	1.650	2.364
%RSD	.01944	.17360	.47030	.39126	.76207	2.0570	108.2
Check ?	Chk Pass	Chk Pass	Chk Pass	Chk Pass	Chk Pass	Chk Pass	Chk Pass
High Limit							
Low Limit							

PDF created with pdfFactory Pro trial version www.pdffactory.com

Sample Name: 240-67476-e-4-a Acquired: 7/27/2016 22:25:25 Type: Unk
Method: ICP I9 Method 200.7-6010(v138) Mode: CONC Corr. Factor: 1.000000
User: analyst Custom ID1: Custom ID2: Custom ID3:
Comment:

Elem	Se1960	Sn1899	Ti3372	Tl1908	V_2908	Zn2062	Si2516
IS Ref	(Y_2243)	(In2306)	(Y_3600)	(In2306)	(Y_3710)	(In2306)	(Y_3710)
Units	ppb	ppb	ppb	ppb	ppb	ppb	ppb
Avg	17.707	31.743	532.15	10.596	90.464	749.63	3785.4
Stddev	1.871	.620	2.11	.877	1.642	3.32	16.6
%RSD	10.569	1.9538	.39587	8.2775	1.8151	.44353	.43758
Check ?	Chk Pass	Chk Pass	Chk Pass	Chk Pass	Chk Pass	Chk Pass	Chk Pass
High Limit							
Low Limit							

Elem	Sr3464
IS Ref	(Y_3710)
Units	ppb
Avg	463.08
Stddev	6.81
%RSD	1.4709
Check ?	Chk Pass
High Limit	
Low Limit	

Int. Std.	In2306	Y_2243	Y_3600	Y_3710
Units	Cts/S	Cts/S	Cts/S	Cts/S
Avg	4766.4	4243.5	59215.	8436.3
Stddev	5.1	4.8	121.	12.0
%RSD	.10628	.11273	.20499	.14245
Check ?	Chk Pass	Chk Pass	Chk Pass	Chk Pass
Value	81.573%	97.637%	94.200%	97.790%
Range				

PDF created with pdfFactory Pro trial version www.pdffactory.com

Sample Name: 240-67476-e-5-a Acquired: 7/27/2016 22:29:29 Type: Unk
Method: ICP I9 Method 200.7-6010(v138) Mode: CONC Corr. Factor: 1.000000
User: analyst Custom ID1: Custom ID2: Custom ID3:
Comment:

Elem	Ag3280	Al3082	As1890	B_1826	Ba4554	Be3130
IS Ref	(Y_3600)	(Y_3710)	(Y_2243)	(Y_2243)	(Y_3710)	(Y_3710)
Units	ppb	ppb	ppb	ppb	ppb	ppb
Avg	-2.5851	28989.	491.61	136.89	1718.9	14.831
Stddev	.3808	104.	5.24	1.06	3.2	.214
%RSD	14.731	.35776	1.0664	.77264	.18894	1.4415
Check ?	Chk Pass	Chk Pass	Chk Pass	Chk Pass	Chk Pass	Chk Pass
High Limit						
Low Limit						

Elem	Ca3179	Cd2288	Co2286	Cr2677	Cu3273	Fe2599
IS Ref	(Y_3710)	(Y_2243)	(In2306)	(Y_3600)	(Y_3600)	(Y_3710)
Units	ppb	ppb	ppb	ppb	ppb	ppb
Avg	136690.	41.32	142.75	245.97	1192.3	F 662010.
Stddev	1089.	.18	.85	.80	5.1	7028.
%RSD	.79689	.4391	.59281	.32360	.42469	1.0616
Check ?	Chk Pass	Chk Pass	Chk Pass	Chk Pass	Chk Pass	Chk Fail
High Limit						500000.
Low Limit						-500000.

Elem	K_7664	Li6707	Mg2790	Mn2576	Mo2020	Na5895
IS Ref	(Y_3710)	(Y_3710)	(Y_3710)	(Y_3600)	(Y_2243)	(Y_3710)
Units	ppb	ppb	ppb	ppb	ppb	ppb
Avg	3079.4	210.48	25199.	3536.0	61.344	3742.0
Stddev	25.5	4.06	205.	14.8	.329	6.5
%RSD	.82662	1.9307	.81286	.41981	.53637	.17333
Check ?	Chk Pass	Chk Pass	Chk Pass	Chk Pass	Chk Pass	Chk Pass
High Limit						
Low Limit						

PDF created with pdfFactory Pro trial version www.pdffactory.com

Sample Name: 240-67476-e-5-a Acquired: 7/27/2016 22:29:29 Type: Unk
Method: ICP I9 Method 200.7-6010(v138) Mode: CONC Corr. Factor: 1.000000
User: analyst Custom ID1: Custom ID2: Custom ID3:
Comment:

Elem	Ni2316	Pb2203	Sb2175	Se1960	Sn1899	Ti3372
IS Ref	(In2306)	(Y_2243)	(Y_2243)	(Y_2243)	(In2306)	(Y_3600)
Units	ppb	ppb	ppb	ppb	ppb	ppb
Avg	554.30	4162.3	34.44	39.780	514.79	1314.3
Stddev	4.83	26.4	2.33	1.749	2.82	1.7
%RSD	.87133	.63341	6.771	4.3978	.54723	.13076
Check ?	Chk Pass	Chk Pass	Chk Pass	Chk Pass	Chk Pass	Chk Pass
High Limit						
Low Limit						

Elem	Tl1908	V_2908	Zn2062	Si2516	Sr3464
IS Ref	(In2306)	(Y_3710)	(In2306)	(Y_3710)	(Y_3710)
Units	ppb	ppb	ppb	ppb	ppb
Avg	14.605	132.29	5336.9	4612.8	1429.2
Stddev	.941	1.43	39.1	36.5	13.2
%RSD	6.4460	1.0787	.73198	.79062	.92277
Check ?	Chk Pass	Chk Pass	Chk Pass	Chk Pass	Chk Pass
High Limit					
Low Limit					

Int. Std.	In2306	Y_2243	Y_3600	Y_3710
Units	Cts/S	Cts/S	Cts/S	Cts/S
Avg	5350.5	4506.7	63683.	8956.9
Stddev	4.7	7.6	119.	57.7
%RSD	.08805	.16804	.18717	.64435
Check ?	Chk Pass	Chk Pass	Chk Pass	Chk Pass
Value	91.569%	103.69%	101.31%	103.82%
Range				

PDF created with pdfFactory Pro trial version www.pdffactory.com

Sample Name: CCV-2632473 Acquired: 7/27/2016 22:33:39 Type: QC
Method: ICP I9 Method 200.7-6010(v138) Mode: CONC Corr. Factor: 1.000000
User: analyst Custom ID1: Custom ID2: Custom ID3:
Comment:

Elem	Ag3280	Al3082	As1890	B_1826	Ba4554	Be3130	Ca3179	Cd2288
IS Ref	(Y_3600)	(Y_3710)	(Y_2243)	(Y_2243)	(Y_3710)	(Y_3710)	(Y_3710)	(Y_2243)
Units	ppb	ppb	ppb	ppb	ppb	ppb	ppb	ppb
Avg	1017.8	24286.	501.52	5180.8	1970.7	1971.0	50307.	503.4
Stddev	.9	108.	.43	16.0	3.1	5.4	206.	1.4
%RSD	.09215	.44328	.08584	.30963	.15745	.27600	.40907	.2824
Check ?	Chk Pass	Chk Pass	Chk Pass	Chk Pass	Chk Pass	Chk Pass	Chk Pass	Chk Pass
Value								
Range								

Elem	Co2286	Cr2677	Cu3273	Fe2599	K_7664	Li6707	Mg2790	Mn2576
IS Ref	(In2306)	(Y_3600)	(Y_3600)	(Y_3710)	(Y_3710)	(Y_3710)	(Y_3710)	(Y_3600)
Units	ppb	ppb	ppb	ppb	ppb	ppb	ppb	ppb
Avg	2028.6	1967.6	1955.0	25410.	49126.	4910.2	49514.	1990.4
Stddev	5.0	.3	2.2	63.	210.	19.5	133.	1.2
%RSD	.24807	.01708	.11278	.24917	.42819	.39762	.26919	.06277
Check ?	Chk Pass	Chk Pass	Chk Pass	Chk Pass	Chk Pass	Chk Pass	Chk Pass	Chk Pass
Value								
Range								

Elem	Mo2020	Na5895	Ni2316	Pb2203	Sb2175	Se1960	Sn1899	Ti3372
IS Ref	(Y_2243)	(Y_3710)	(In2306)	(Y_2243)	(Y_2243)	(Y_2243)	(In2306)	(Y_3600)
Units	ppb	ppb	ppb	ppb	ppb	ppb	ppb	ppb
Avg	2020.0	48445.	2034.7	493.36	516.0	517.17	5216.0	5139.6
Stddev	9.0	185.	6.5	1.30	4.5	3.33	23.9	5.5
%RSD	.44644	.38263	.32019	.26279	.8696	.64475	.45736	.10683
Check ?	Chk Pass	Chk Pass	Chk Pass	Chk Pass	Chk Pass	Chk Pass	Chk Pass	Chk Pass
Value								
Range								

PDF created with pdfFactory Pro trial version www.pdffactory.com

Sample Name: CCV-2632473 Acquired: 7/27/2016 22:33:39 Type: QC
Method: ICP I9 Method 200.7-6010(v138) Mode: CONC Corr. Factor: 1.000000
User: analyst Custom ID1: Custom ID2: Custom ID3:
Comment:

Elem	Tl1908	V_2908	Zn2062	Si2516	Sr3464
IS Ref	(In2306)	(Y_3710)	(In2306)	(Y_3710)	(Y_3710)
Units	ppb	ppb	ppb	ppb	ppb
Avg	1026.6	1974.5	2104.6	5318.0	4995.2
Stddev	2.2	12.6	4.9	69.6	16.7
%RSD	.21678	.63612	.23420	1.3086	.33440
Check ?	Chk Pass	Chk Pass	Chk Pass	Chk Pass	Chk Pass
Value					
Range					

Int. Std.	In2306	Y_2243	Y_3600	Y_3710
Units	Cts/S	Cts/S	Cts/S	Cts/S
Avg	5236.5	4252.7	58970.	8061.6
Stddev	4.2	3.3	56.	40.6
%RSD	.07959	.07798	.09457	.50401

PDF created with pdfFactory Pro trial version www.pdffactory.com

Sample Name: CCB Acquired: 7/27/2016 22:37:35 Type: QC
Method: ICP I9 Method 200.7-6010(v138) Mode: CONC Corr. Factor: 1.000000
User: analyst Custom ID1: Custom ID2: Custom ID3:
Comment:

Elem	Ag3280	Al3082	As1890	B_1826	Ba4554	Be3130	Ca3179
IS Ref	(Y_3600)	(Y_3710)	(Y_2243)	(Y_2243)	(Y_3710)	(Y_3710)	(Y_3710)
Units	ppb	ppb	ppb	ppb	ppb	ppb	ppb
Avg	-.72562	3.0786	.99314	6.1726	.38808	.06542	8.4284
Stddev	.32731	2.1422	1.4977	.7634	.04671	.08441	1.4473
%RSD	45.107	69.584	150.80	12.367	12.036	129.02	17.172
Check ?	Chk Pass	Chk Pass	Chk Pass	Chk Pass	Chk Pass	Chk Pass	Chk Pass
High Limit							
Low Limit							

Elem	Cd2288	Co2286	Cr2677	Cu3273	Fe2599	K_7664	Li6707
IS Ref	(Y_2243)	(In2306)	(Y_3600)	(Y_3600)	(Y_3710)	(Y_3710)	(Y_3710)
Units	ppb	ppb	ppb	ppb	ppb	ppb	ppb
Avg	.0534	.20256	-.10839	1.3937	6.5298	139.62	F 109.79
Stddev	.1520	.09393	.15334	.4289	.4720	19.89	3.81
%RSD	284.8	46.370	141.48	30.776	7.2283	14.242	3.4729
Check ?	Chk Pass	Chk Pass	Chk Pass	Chk Pass	Chk Pass	Chk Pass	Chk Fail
High Limit							50.000
Low Limit							-50.000

Elem	Mg2790	Mn2576	Mo2020	Na5895	Ni2316	Pb2203	Sb2175
IS Ref	(Y_3710)	(Y_3600)	(Y_2243)	(Y_3710)	(In2306)	(Y_2243)	(Y_2243)
Units	ppb	ppb	ppb	ppb	ppb	ppb	ppb
Avg	4.3707	.09237	3.4070	58.270	.54891	.05931	1.084
Stddev	10.794	.02140	.2049	3.317	.19136	1.9126	.688
%RSD	246.96	23.168	6.0129	5.6929	34.863	3225.0	63.44
Check ?	Chk Pass	Chk Pass	Chk Pass	Chk Pass	Chk Pass	Chk Pass	Chk Pass
High Limit							
Low Limit							

PDF created with pdfFactory Pro trial version www.pdffactory.com

Sample Name: CCB Acquired: 7/27/2016 22:37:35 Type: QC
Method: ICP I9 Method 200.7-6010(v138) Mode: CONC Corr. Factor: 1.000000
User: analyst Custom ID1: Custom ID2: Custom ID3:
Comment:

Elem	Se1960	Sn1899	Ti3372	Tl1908	V_2908	Zn2062	Si2516
IS Ref	(Y_2243)	(In2306)	(Y_3600)	(In2306)	(Y_3710)	(In2306)	(Y_3710)
Units	ppb	ppb	ppb	ppb	ppb	ppb	ppb
Avg	1.7886	.37894	1.6035	.87363	-.72012	-.08570	-15.721
Stddev	1.9258	.48135	.1157	.20770	2.4591	.19609	8.229
%RSD	107.67	127.03	7.2152	23.775	341.49	228.81	52.343
Check ?	Chk Pass	Chk Pass	Chk Pass	Chk Pass	Chk Pass	Chk Pass	Chk Pass
High Limit							
Low Limit							

Elem	Sr3464
IS Ref	(Y_3710)
Units	ppb
Avg	1.5815
Stddev	.9988
%RSD	63.155
Check ?	Chk Pass
High Limit	
Low Limit	

Int. Std.	In2306	Y_2243	Y_3600	Y_3710
Units	Cts/S	Cts/S	Cts/S	Cts/S
Avg	5929.4	4439.7	62382.	8188.8
Stddev	2.5	4.1	228.	16.1
%RSD	.04238	.09343	.36584	.19700

PDF created with pdfFactory Pro trial version www.pdffactory.com

Sample Name: 240-67476-e-5-a@10 Acquired: 7/27/2016 22:41:49 Type: Unk
Method: ICP I9 Method 200.7-6010(v138) Mode: CONC Corr. Factor: 1.000000
User: analyst Custom ID1: Custom ID2: Custom ID3:
Comment:

Elem	Ag3280	Al3082	As1890	B_1826	Ba4554	Be3130	Ca3179	Cd2288
IS Ref	(Y_3600)	(Y_3710)	(Y_2243)	(Y_2243)	(Y_3710)	(Y_3710)	(Y_3710)	(Y_2243)
Units	ppb	ppb	ppb	ppb	ppb	ppb	ppb	ppb
Avg	-.96593	3146.7	51.414	17.979	184.13	1.5936	15085.	4.457
Stddev	.22586	16.1	1.671	.660	.55	.0954	40.	.170
%RSD	23.383	.51006	3.2505	3.6694	.30103	5.9831	.26685	3.803
Check ?	Chk Pass	Chk Pass	Chk Pass	Chk Pass	Chk Pass	Chk Pass	Chk Pass	Chk Pass
High Limit								
Low Limit								

Elem	Co2286	Cr2677	Cu3273	Fe2599	K_7664	Li6707	Mg2790	Mn2576
IS Ref	(In2306)	(Y_3600)	(Y_3600)	(Y_3710)	(Y_3710)	(Y_3710)	(Y_3710)	(Y_3600)
Units	ppb	ppb	ppb	ppb	ppb	ppb	ppb	ppb
Avg	14.583	27.142	128.39	79398.	414.48	109.44	2910.3	400.33
Stddev	.368	.274	.42	88.	36.12	1.09	21.7	1.04
%RSD	2.5205	1.0092	.32465	.11041	8.7133	.99191	.74551	.25951
Check ?	Chk Pass	Chk Pass	Chk Pass	Chk Pass	Chk Pass	Chk Pass	Chk Pass	Chk Pass
High Limit								
Low Limit								

Elem	Mo2020	Na5895	Ni2316	Pb2203	Sb2175	Se1960	Sn1899	Ti3372
IS Ref	(Y_2243)	(Y_3710)	(In2306)	(Y_2243)	(Y_2243)	(Y_2243)	(In2306)	(Y_3600)
Units	ppb	ppb	ppb	ppb	ppb	ppb	ppb	ppb
Avg	6.9710	446.94	56.767	488.56	1.346	3.5202	52.713	143.11
Stddev	.2886	6.97	.345	3.48	.660	1.3887	.581	.84
%RSD	4.1397	1.5597	.60700	.71312	49.00	39.449	1.1029	.58759
Check ?	Chk Pass	Chk Pass	Chk Pass	Chk Pass	Chk Pass	Chk Pass	Chk Pass	Chk Pass
High Limit								
Low Limit								

PDF created with pdfFactory Pro trial version www.pdffactory.com

Sample Name: 240-67476-e-5-a@10 Acquired: 7/27/2016 22:41:49 Type: Unk
Method: ICP I9 Method 200.7-6010(v138) Mode: CONC Corr. Factor: 1.000000
User: analyst Custom ID1: Custom ID2: Custom ID3:
Comment:

Elem	Tl1908	V_2908	Zn2062	Si2516	Sr3464
IS Ref	(In2306)	(Y_3710)	(In2306)	(Y_3710)	(Y_3710)
Units	ppb	ppb	ppb	ppb	ppb
Avg	3.1641	11.815	558.97	481.16	160.61
Stddev	1.2665	1.547	3.82	3.41	4.79
%RSD	40.026	13.096	.68376	.70775	2.9830
Check ?	Chk Pass	Chk Pass	Chk Pass	Chk Pass	Chk Pass
High Limit					
Low Limit					

Int. Std.	In2306	Y_2243	Y_3600	Y_3710
Units	Cts/S	Cts/S	Cts/S	Cts/S
Avg	5800.8	4449.5	62622.	8343.3
Stddev	4.3	1.8	209.	21.7
%RSD	.07327	.04102	.33358	.25962
Check ?	Chk Pass	Chk Pass	Chk Pass	Chk Pass
Value	99.276%	102.38%	99.620%	96.711%
Range				

PDF created with pdfFactory Pro trial version www.pdffactory.com

Sample Name: 240-67476-e-6-a Acquired: 7/27/2016 22:45:50 Type: Unk
Method: ICP I9 Method 200.7-6010(v138) Mode: CONC Corr. Factor: 1.000000
User: analyst Custom ID1: Custom ID2: Custom ID3:
Comment:

Elem	Ag3280	Al3082	As1890	B_1826	Ba4554	Be3130	Ca3179
IS Ref	(Y_3600)	(Y_3710)	(Y_2243)	(Y_2243)	(Y_3710)	(Y_3710)	(Y_3710)
Units	ppb	ppb	ppb	ppb	ppb	ppb	ppb
Avg	-.60135	64061.	95.605	83.661	1288.6	5.8693	241600.
Stddev	.56613	152.	.263	1.208	2.3	.0486	2072.
%RSD	94.144	.23677	.27537	1.4441	.18145	.82733	.85771
Check ?	Chk Pass	Chk Pass	Chk Pass	Chk Pass	Chk Pass	Chk Pass	Chk Pass
High Limit							
Low Limit							

Elem	Cd2288	Co2286	Cr2677	Cu3273	Fe2599	K_7664	Li6707
IS Ref	(Y_2243)	(In2306)	(Y_3600)	(Y_3600)	(Y_3710)	(Y_3710)	(Y_3710)
Units	ppb	ppb	ppb	ppb	ppb	ppb	ppb
Avg	2.089	97.026	89.965	159.71	144210.	9815.5	192.74
Stddev	.150	1.652	.198	.64	198.	3.7	1.30
%RSD	7.184	1.7030	.22054	.40320	.13723	.03780	.67617
Check ?	Chk Pass	Chk Pass	Chk Pass	Chk Pass	Chk Pass	Chk Pass	Chk Pass
High Limit							
Low Limit							

Elem	Mg2790	Mn2576	Mo2020	Na5895	Ni2316	Pb2203	Sb2175
IS Ref	(Y_3710)	(Y_3600)	(Y_2243)	(Y_3710)	(In2306)	(Y_2243)	(Y_2243)
Units	ppb	ppb	ppb	ppb	ppb	ppb	ppb
Avg	123710.	7843.7	53.297	1092.2	163.39	837.26	-.4070
Stddev	261.	20.0	1.255	2.7	3.10	9.50	.9624
%RSD	.21135	.25487	2.3553	.24521	1.8989	1.1344	236.5
Check ?	Chk Pass	Chk Pass	Chk Pass	Chk Pass	Chk Pass	Chk Pass	Chk Pass
High Limit							
Low Limit							

PDF created with pdfFactory Pro trial version www.pdffactory.com

Sample Name: 240-67476-e-6-a Acquired: 7/27/2016 22:45:50 Type: Unk
Method: ICP I9 Method 200.7-6010(v138) Mode: CONC Corr. Factor: 1.000000
User: analyst Custom ID1: Custom ID2: Custom ID3:
Comment:

Elem	Se1960	Sn1899	Ti3372	Tl1908	V_2908	Zn2062	Si2516
IS Ref	(Y_2243)	(In2306)	(Y_3600)	(In2306)	(Y_3710)	(In2306)	(Y_3710)
Units	ppb	ppb	ppb	ppb	ppb	ppb	ppb
Avg	4.1970	54.289	785.24	31.465	160.77	729.55	4018.2
Stddev	1.0534	.707	3.38	.795	2.03	6.97	21.3
%RSD	25.099	1.3024	.43017	2.5266	1.2631	.95521	.53055
Check ?	Chk Pass	Chk Pass	Chk Pass	Chk Pass	Chk Pass	Chk Pass	Chk Pass
High Limit							
Low Limit							

Elem	Sr3464
IS Ref	(Y_3710)
Units	ppb
Avg	292.72
Stddev	5.28
%RSD	1.8022
Check ?	Chk Pass
High Limit	
Low Limit	

Int. Std.	In2306	Y_2243	Y_3600	Y_3710
Units	Cts/S	Cts/S	Cts/S	Cts/S
Avg	5032.0	4486.6	62523.	8778.9
Stddev	8.2	5.6	122.	23.0
%RSD	.16232	.12449	.19443	.26250
Check ?	Chk Pass	Chk Pass	Chk Pass	Chk Pass
Value	86.118%	103.23%	99.463%	101.76%
Range				

PDF created with pdfFactory Pro trial version www.pdffactory.com

Sample Name: 240-67476-e-7-a Acquired: 7/27/2016 22:50:04 Type: Unk
Method: ICP I9 Method 200.7-6010(v138) Mode: CONC Corr. Factor: 1.000000
User: analyst Custom ID1: Custom ID2: Custom ID3:
Comment:

Elem	Ag3280	Al3082	As1890	B_1826	Ba4554	Be3130	Ca3179
IS Ref	(Y_3600)	(Y_3710)	(Y_2243)	(Y_2243)	(Y_3710)	(Y_3710)	(Y_3710)
Units	ppb	ppb	ppb	ppb	ppb	ppb	ppb
Avg	-2.3946	149090.	146.65	54.860	955.66	6.0332	29607.
Stddev	.2656	341.	2.46	4.237	1.40	.1129	67.
%RSD	11.091	.22899	1.6806	7.7228	.14605	1.8706	.22676
Check ?	Chk Pass	Chk Pass	Chk Pass	Chk Pass	Chk Pass	Chk Pass	Chk Pass
High Limit							
Low Limit							

Elem	Cd2288	Co2286	Cr2677	Cu3273	Fe2599	K_7664	Li6707
IS Ref	(Y_2243)	(In2306)	(Y_3600)	(Y_3600)	(Y_3710)	(Y_3710)	(Y_3710)
Units	ppb	ppb	ppb	ppb	ppb	ppb	ppb
Avg	.7693	83.481	174.24	204.72	270300.	15136.	216.53
Stddev	.0292	1.066	.54	.91	2127.	3.	1.47
%RSD	3.801	1.2765	.30938	.44674	.78689	.01840	.67913
Check ?	Chk Pass	Chk Pass	Chk Pass	Chk Pass	Chk Pass	Chk Pass	Chk Pass
High Limit							
Low Limit							

Elem	Mg2790	Mn2576	Mo2020	Na5895	Ni2316	Pb2203	Sb2175
IS Ref	(Y_3710)	(Y_3600)	(Y_2243)	(Y_3710)	(In2306)	(Y_2243)	(Y_2243)
Units	ppb	ppb	ppb	ppb	ppb	ppb	ppb
Avg	25779.	3095.3	44.241	1839.4	435.04	160.56	-.6285
Stddev	348.	12.1	.813	11.3	392.99	1.74	.5983
%RSD	1.3492	.39250	1.8370	.61215	90.334	1.0849	95.19
Check ?	Chk Pass	Chk Pass	Chk Pass	Chk Pass	Chk Pass	Chk Pass	Chk Pass
High Limit							
Low Limit							

PDF created with pdfFactory Pro trial version www.pdffactory.com

Sample Name: 240-67476-e-7-a Acquired: 7/27/2016 22:50:04 Type: Unk
Method: ICP I9 Method 200.7-6010(v138) Mode: CONC Corr. Factor: 1.000000
User: analyst Custom ID1: Custom ID2: Custom ID3:
Comment:

Elem	Se1960	Sn1899	Ti3372	Tl1908	V_2908	Zn2062	Si2516
IS Ref	(Y_2243)	(In2306)	(Y_3600)	(In2306)	(Y_3710)	(In2306)	(Y_3710)
Units	ppb	ppb	ppb	ppb	ppb	ppb	ppb
Avg	5.8233	41.380	948.15	13.906	311.38	769.60	3686.6
Stddev	.7804	.803	1.95	.490	6.64	115.15	4.7
%RSD	13.402	1.9408	.20600	3.5268	2.1332	14.962	.12780
Check ?	Chk Pass	Chk Pass	Chk Pass	Chk Pass	Chk Pass	Chk Pass	Chk Pass
High Limit							
Low Limit							

Elem	Sr3464
IS Ref	(Y_3710)
Units	ppb
Avg	147.62
Stddev	4.60
%RSD	3.1145
Check ?	Chk Pass
High Limit	
Low Limit	

Int. Std.	In2306	Y_2243	Y_3600	Y_3710
Units	Cts/S	Cts/S	Cts/S	Cts/S
Avg	5293.7	4513.2	63352.	8714.4
Stddev	95.0	81.1	104.	34.6
%RSD	1.7937	1.7966	.16400	.39740
Check ?	Chk Pass	Chk Pass	Chk Pass	Chk Pass
Value	90.597%	103.84%	100.78%	101.01%
Range				

PDF created with pdfFactory Pro trial version www.pdffactory.com

Sample Name: CCV-2632473 Acquired: 7/27/2016 22:54:17 Type: QC
Method: ICP I9 Method 200.7-6010(v138) Mode: CONC Corr. Factor: 1.000000
User: analyst Custom ID1: Custom ID2: Custom ID3:
Comment:

Elem	Ag3280	Al3082	As1890	B_1826	Ba4554	Be3130	Ca3179	Cd2288
IS Ref	(Y_3600)	(Y_3710)	(Y_2243)	(Y_2243)	(Y_3710)	(Y_3710)	(Y_3710)	(Y_2243)
Units	ppb	ppb	ppb	ppb	ppb	ppb	ppb	ppb
Avg	1014.5	23717.	498.43	5174.7	1975.7	1957.0	49466.	501.4
Stddev	.1	116.	4.26	22.5	2.9	3.4	195.	2.7
%RSD	.01302	.48915	.85526	.43400	.14919	.17609	.39411	.5366
Check ?	Chk Pass	Chk Pass	Chk Pass	Chk Pass	Chk Pass	Chk Pass	Chk Pass	Chk Pass
Value								
Range								

Elem	Co2286	Cr2677	Cu3273	Fe2599	K_7664	Li6707	Mg2790	Mn2576
IS Ref	(In2306)	(Y_3600)	(Y_3600)	(Y_3710)	(Y_3710)	(Y_3710)	(Y_3710)	(Y_3600)
Units	ppb	ppb	ppb	ppb	ppb	ppb	ppb	ppb
Avg	2018.1	1955.4	1943.4	25255.	48600.	4841.6	49033.	1990.1
Stddev	14.8	2.9	4.2	50.	65.	11.0	112.	2.6
%RSD	.73480	.14744	.21461	.19813	.13436	.22675	.22932	.13157
Check ?	Chk Pass	Chk Pass	Chk Pass	Chk Pass	Chk Pass	Chk Pass	Chk Pass	Chk Pass
Value								
Range								

Elem	Mo2020	Na5895	Ni2316	Pb2203	Sb2175	Se1960	Sn1899	Ti3372
IS Ref	(Y_2243)	(Y_3710)	(In2306)	(Y_2243)	(Y_2243)	(Y_2243)	(In2306)	(Y_3600)
Units	ppb	ppb	ppb	ppb	ppb	ppb	ppb	ppb
Avg	2008.1	48217.	2020.6	489.31	511.3	511.75	5185.0	5130.3
Stddev	18.3	86.	14.3	3.97	2.4	2.45	47.4	19.3
%RSD	.91298	.17756	.70748	.81093	.4754	.47798	.91401	.37607
Check ?	Chk Pass	Chk Pass	Chk Pass	Chk Pass	Chk Pass	Chk Pass	Chk Pass	Chk Pass
Value								
Range								

PDF created with pdfFactory Pro trial version www.pdffactory.com

Sample Name: CCV-2632473 Acquired: 7/27/2016 22:54:17 Type: QC
Method: ICP I9 Method 200.7-6010(v138) Mode: CONC Corr. Factor: 1.000000
User: analyst Custom ID1: Custom ID2: Custom ID3:
Comment:

Elem	Tl1908	V_2908	Zn2062	Si2516	Sr3464
IS Ref	(In2306)	(Y_3710)	(In2306)	(Y_3710)	(Y_3710)
Units	ppb	ppb	ppb	ppb	ppb
Avg	1014.9	1940.6	2093.6	5194.4	4947.5
Stddev	7.0	6.9	21.2	26.1	10.7
%RSD	.69062	.35772	1.0106	.50317	.21677
Check ?	Chk Pass	Chk Pass	Chk Pass	Chk Pass	Chk Pass
Value					
Range					

Int. Std.	In2306	Y_2243	Y_3600	Y_3710
Units	Cts/S	Cts/S	Cts/S	Cts/S
Avg	5236.4	4251.6	59021.	8153.0
Stddev	11.0	10.5	125.	32.9
%RSD	.20979	.24783	.21130	.40341

PDF created with pdfFactory Pro trial version www.pdffactory.com

Sample Name: CCB Acquired: 7/27/2016 22:58:13 Type: QC
Method: ICP I9 Method 200.7-6010(v138) Mode: CONC Corr. Factor: 1.000000
User: analyst Custom ID1: Custom ID2: Custom ID3:
Comment:

Elem	Ag3280	Al3082	As1890	B_1826	Ba4554	Be3130	Ca3179
IS Ref	(Y_3600)	(Y_3710)	(Y_2243)	(Y_2243)	(Y_3710)	(Y_3710)	(Y_3710)
Units	ppb	ppb	ppb	ppb	ppb	ppb	ppb
Avg	-.43191	1.5528	1.3438	6.9249	.15606	.02387	4.5726
Stddev	.56150	3.3239	1.1264	1.1779	.08743	.03428	1.1381
%RSD	130.00	214.05	83.822	17.009	56.024	143.64	24.890
Check ?	Chk Pass	Chk Pass	Chk Pass	Chk Pass	Chk Pass	Chk Pass	Chk Pass
High Limit							
Low Limit							

Elem	Cd2288	Co2286	Cr2677	Cu3273	Fe2599	K_7664	Li6707
IS Ref	(Y_2243)	(In2306)	(Y_3600)	(Y_3600)	(Y_3710)	(Y_3710)	(Y_3710)
Units	ppb	ppb	ppb	ppb	ppb	ppb	ppb
Avg	-.0565	.30969	-.08730	3.1137	2.2142	137.13	F 94.037
Stddev	.1395	.14032	.21790	.2155	1.3887	1.70	2.177
%RSD	246.8	45.310	249.60	6.9219	62.716	1.2424	2.3155
Check ?	Chk Pass	Chk Pass	Chk Pass	Chk Pass	Chk Pass	Chk Pass	Chk Fail
High Limit							50.000
Low Limit							-50.000

Elem	Mg2790	Mn2576	Mo2020	Na5895	Ni2316	Pb2203	Sb2175
IS Ref	(Y_3710)	(Y_3600)	(Y_2243)	(Y_3710)	(In2306)	(Y_2243)	(Y_2243)
Units	ppb	ppb	ppb	ppb	ppb	ppb	ppb
Avg	.14060	.12933	3.4763	51.544	F 10.768	1.0627	-.9822
Stddev	9.4532	.02752	.1075	9.279	18.774	1.1494	1.933
%RSD	6723.3	21.277	3.0929	18.002	174.35	108.16	196.8
Check ?	Chk Pass	Chk Pass	Chk Pass	Chk Pass	Chk Fail	Chk Pass	Chk Pass
High Limit					10.000		
Low Limit					-10.000		

PDF created with pdfFactory Pro trial version www.pdffactory.com

Sample Name: CCB Acquired: 7/27/2016 22:58:13 Type: QC
Method: ICP I9 Method 200.7-6010(v138) Mode: CONC Corr. Factor: 1.000000
User: analyst Custom ID1: Custom ID2: Custom ID3:
Comment:

Elem	Se1960	Sn1899	Ti3372	Tl1908	V_2908	Zn2062	Si2516
IS Ref	(Y_2243)	(In2306)	(Y_3600)	(In2306)	(Y_3710)	(In2306)	(Y_3710)
Units	ppb	ppb	ppb	ppb	ppb	ppb	ppb
Avg	1.1626	.17268	1.6356	.70828	-2.6605	3.1691	18.505
Stddev	.3399	.54541	.3266	.47450	2.1127	5.6072	64.950
%RSD	29.232	315.86	19.969	66.993	79.410	176.94	350.98
Check ?	Chk Pass	Chk Pass	Chk Pass	Chk Pass	Chk Pass	Chk Pass	Chk Pass
High Limit							
Low Limit							

Elem	Sr3464
IS Ref	(Y_3710)
Units	ppb
Avg	2.5867
Stddev	5.2529
%RSD	203.08
Check ?	Chk Pass
High Limit	
Low Limit	

Int. Std.	In2306	Y_2243	Y_3600	Y_3710
Units	Cts/S	Cts/S	Cts/S	Cts/S
Avg	5849.6	4384.8	59137.	8022.6
Stddev	169.4	127.5	116.	307.4
%RSD	2.8955	2.9082	.19689	3.8316

PDF created with pdfFactory Pro trial version www.pdffactory.com

MT6500BLKH20_00216

Test America Canton ICP Data Review Checklist

Analysis Date: 7-27-16 **Analyst:** RICT **Instrument:** I9

Review Items

A. Calibration/Instrument Run QC
1. Instrument calibrated per method.
2. ICV/CCV analyzed at appropriate frequency and within acceptance criteria. (*ICV (2nd source):*200.7=95 – 105%, 6010B 90-110%) *(CCV: 90 – 110%)*
3. ICB/CCB analyzed at appropriate frequency and within acceptance criteria.
4. CRI analyzed at SOP or project-specific frequency and within acceptance criteria. (project specific limits may vary)
5. ICSA/ICSAB analyzed at required frequency and within acceptance criteria.
B. Sample Results
1. Samples with concentrations > the linear range for any parameter diluted and reanalyzed.
2. Internal standard(s) within acceptance criteria.
3. Sample analyses done within holding time.
C. Preparation/Matrix QC
1. LCS performed per prep batch and within acceptance criteria.
2. Method blank performed per prep batch and within acceptance criteria.
3. MS performed at required frequency and evaluated.
4. MSD or DU performed at required frequency and evaluated.
5. Serial dilution performed per prep batch.
6. Post digest spike performed at required frequency and evaluated.
D. Other
1. Are all nonconformances documented appropriately in lims system.
2. Calculations checked for error.
3. All client/project specific requirements met.
4. Date/time of analysis verified as correct.

Level I Analyst: ~~Ryan K-Jost~~ **Date:** 7-27-16 **Time:** 08:41-~~11:57~~ 12:33 RICT 7-27-16

Level I Analyst: Karen L Lount **Date:** 7-28-16 **Time:** 8:41- 22:58

Level I Analyst: _____ **Date:** _____ **Time:** _____

Level II Reviewer: Karen L Lount **Date:** 7-27-16 **Time:** 8:41- 12:33

Level II Reviewer: [signature] **Date:** 7/28/16 **Time:** 8:41- 22:58

Level II Reviewer: _____ **Date:** _____ **Time:** _____

Comments: _____

Sample Name: Blank Acquired: 7/28/2016 8:51:36 Type: Cal
Method: ICP I9 Method 200.7-6010(v139) Mode: IR Corr. Factor: 1.000000
User: analyst Custom ID1: Custom ID2: Custom ID3:
Comment:

Elem	Ag3280	Al3082	As1890	B_1826	Ba4554	Be3130	Ca3179
IS Ref	(Y_3600)	(Y_3710)	(Y_2243)	(Y_2243)	(Y_3710)	(Y_3710)	(Y_3710)
Units	Cts/S	Cts/S	Cts/S	Cts/S	Cts/S	Cts/S	Cts/S
Avg	-.00055	.00180	.00078	-.00002	.00922	.00113	.01168
Stddev	.00005	.00032	.00007	.00007	.00052	.00016	.00022
%RSD	9.7275	17.730	8.5699	374.11	5.6687	13.878	1.8745

Elem	Cd2288	Co2286	Cr2677	Cu3273	Fe2599	K_7664	Li6707
IS Ref	(Y_2243)	(In2306)	(Y_3600)	(Y_3600)	(Y_3710)	(Y_3710)	(Y_3710)
Units	Cts/S	Cts/S	Cts/S	Cts/S	Cts/S	Cts/S	Cts/S
Avg	.0006	.00100	-.00011	-.00160	.00013	.00410	.05827
Stddev	.0002	.00024	.00013	.00007	.00023	.00031	.00096
%RSD	35.51	24.314	113.48	4.3505	173.13	7.6600	1.6552

Elem	Mg2790	Mn2576	Mo2020	Na5895	Ni2316	Pb2203	Sb2175
IS Ref	(Y_3710)	(Y_3600)	(Y_2243)	(Y_3710)	(In2306)	(Y_2243)	(Y_2243)
Units	Cts/S	Cts/S	Cts/S	Cts/S	Cts/S	Cts/S	Cts/S
Avg	-.00056	.00425	.00143	.00315	.00145	.00069	.0002
Stddev	.00016	.00004	.00025	.00123	.00011	.00033	.0001
%RSD	28.579	.85517	17.308	38.951	7.5073	47.475	77.02

Elem	Se1960	Sn1899	Ti3372	Tl1908	V_2908	Zn2062	Si2516
IS Ref	(Y_2243)	(In2306)	(Y_3600)	(In2306)	(Y_3710)	(In2306)	(Y_3710)
Units	Cts/S	Cts/S	Cts/S	Cts/S	Cts/S	Cts/S	Cts/S
Avg	-.00019	.00043	.00060	.00101	.00104	.00537	.00096
Stddev	.00010	.00011	.00009	.00008	.00011	.00020	.00041
%RSD	55.384	24.913	15.466	8.2906	10.167	3.6693	42.829

Elem	Sr3464
IS Ref	(Y_3710)
Units	Cts/S
Avg	-.00261
Stddev	.00080
%RSD	30.617

Int. Std.	In2306	Y_2243	Y_3600	Y_3710
Units	Cts/S	Cts/S	Cts/S	Cts/S
Avg	5869.1	4434.5	62028.	8234.9
Stddev	6.3	4.2	182.	48.0
%RSD	.10715	.09482	.29398	.58255

PDF created with pdfFactory Pro trial version www.pdffactory.com

Sample Name: SCAL1-2484742 Acquired: 7/28/2016 8:56:06 Type: Cal
Method: ICP I9 Method 200.7-6010(v139) Mode: IR Corr. Factor: 1.000000
User: analyst Custom ID1: Custom ID2: Custom ID3:
Comment:

Elem	Ag3280	As1890	B_1826	Ba4554	Be3130	Cd2288	Co2286	Cr2677
IS Ref	(Y_3600)	(Y_2243)	(Y_2243)	(Y_3710)	(Y_3710)	(Y_2243)	(In2306)	(Y_3600)
Units	Cts/S	Cts/S	Cts/S	Cts/S	Cts/S	Cts/S	Cts/S	Cts/S
Avg	.60125	.09663	3.8974	22.334	19.330	2.338	3.5897	.94121
Stddev	.00094	.00046	.0178	.117	.068	.015	.0240	.00380
%RSD	.15717	.47965	.45776	.52561	.35061	.6470	.66814	.40353

Elem	Cu3273	Li6707	Mn2576	Mo2020	Ni2316	Pb2203	Sb2175	Se1960
IS Ref	(Y_3600)	(Y_3710)	(Y_3600)	(Y_2243)	(In2306)	(Y_2243)	(Y_2243)	(Y_2243)
Units	Cts/S	Cts/S	Cts/S	Cts/S	Cts/S	Cts/S	Cts/S	Cts/S
Avg	.69437	10.195	5.8482	3.8558	1.9914	.31498	.1552	.09683
Stddev	.00180	.040	.0330	.0343	.0126	.00224	.0009	.00045
%RSD	.25982	.39330	.56485	.88901	.63433	.71017	.5552	.46954

Elem	Sn1899	Ti3372	Tl1908	V_2908	Zn2062	Sr3464
IS Ref	(In2306)	(Y_3600)	(In2306)	(Y_3710)	(In2306)	(Y_3710)
Units	Cts/S	Cts/S	Cts/S	Cts/S	Cts/S	Cts/S
Avg	2.5945	7.0537	.28069	.54402	4.1545	1.4705
Stddev	.0232	.0123	.00234	.00214	.0292	.0069
%RSD	.89454	.17396	.83494	.39332	.70185	.46792

Int. Std.	In2306	Y_2243	Y_3600	Y_3710
Units	Cts/S	Cts/S	Cts/S	Cts/S
Avg	5530.0	4346.0	60627.	8197.3
Stddev	6.6	2.2	195.	49.4
%RSD	.11935	.05133	.32176	.60287

PDF created with pdfFactory Pro trial version www.pdffactory.com

Sample Name: SCAL2-2484716 Acquired: 7/28/2016 9:00:28 Type: Cal
Method: ICP I9 Method 200.7-6010(v139) Mode: IR Corr. Factor: 1.000000
User: analyst Custom ID1: Custom ID2: Custom ID3:
Comment:

Elem	Al3082	Ca3179	Fe2599	K_7664	Mg2790	Na5895	Si2516
IS Ref	(Y_3710)	(Y_3710)	(Y_3710)	(Y_3710)	(Y_3710)	(Y_3710)	(Y_3710)
Units	Cts/S	Cts/S	Cts/S	Cts/S	Cts/S	Cts/S	Cts/S
Avg	.93567	12.792	7.0819	4.1571	1.4188	17.132	.40399
Stddev	.00387	.032	.0255	.0117	.0040	.035	.00115
%RSD	.41325	.24989	.35989	.28183	.28440	.20594	.28456

Int. Std.	Y_3710
Units	Cts/S
Avg	8094.8
Stddev	39.6
%RSD	.48936

PDF created with pdfFactory Pro trial version www.pdffactory.com

Sample Name: ICV-2586270 Acquired: 7/28/2016 9:04:41 Type: QC
Method: ICP I9 Method 200.7-6010(v139) Mode: CONC Corr. Factor: 1.000000
User: analyst Custom ID1: Custom ID2: Custom ID3:
Comment:

Elem	Ag3280	Al3082	As1890	B_1826	Ba4554	Be3130	Ca3179	Cd2288
IS Ref	(Y_3600)	(Y_3710)	(Y_2243)	(Y_2243)	(Y_3710)	(Y_3710)	(Y_3710)	(Y_2243)
Units	ppb	ppb	ppb	ppb	ppb	ppb	ppb	ppb
Avg	755.32	12753.	383.13	1551.7	1466.7	1489.8	25725.	381.7
Stddev	2.14	42.	1.92	.5	1.9	1.8	26.	.9
%RSD	.28269	.32818	.50090	.03499	.12994	.11988	.10278	.2255
Check ?	Chk Pass	Chk Pass	Chk Pass	Chk Pass	Chk Pass	Chk Pass	Chk Pass	Chk Pass
Value								
Range								

Elem	Co2286	Cr2677	Cu3273	Fe2599	K_7664	Li6707	Mg2790	Mn2576
IS Ref	(In2306)	(Y_3600)	(Y_3600)	(Y_3710)	(Y_3710)	(Y_3710)	(Y_3710)	(Y_3600)
Units	ppb	ppb	ppb	ppb	ppb	ppb	ppb	ppb
Avg	1460.9	1452.7	1468.6	12815.	25064.	1028.5	25288.	1499.1
Stddev	5.4	2.7	2.7	24.	36.	1.8	43.	1.5
%RSD	.36660	.18612	.18573	.18384	.14168	.17383	.16900	.10253
Check ?	Chk Pass	Chk Pass	Chk Pass	Chk Pass	Chk Pass	Chk Pass	Chk Pass	Chk Pass
Value								
Range								

Elem	Mo2020	Na5895	Ni2316	Pb2203	Sb2175	Se1960	Sn1899	Ti3372
IS Ref	(Y_2243)	(Y_3710)	(In2306)	(Y_2243)	(Y_2243)	(Y_2243)	(In2306)	(Y_3600)
Units	ppb	ppb	ppb	ppb	ppb	ppb	ppb	ppb
Avg	1487.6	25288.	1493.5	372.62	385.5	387.52	1522.3	1501.0
Stddev	7.4	22.	5.7	2.72	3.3	2.94	5.5	1.1
%RSD	.49477	.08587	.37893	.73050	.8430	.75861	.36130	.07419
Check ?	Chk Pass	Chk Pass	Chk Pass	Chk Pass	Chk Pass	Chk Pass	Chk Pass	Chk Pass
Value								
Range								

PDF created with pdfFactory Pro trial version www.pdffactory.com

Sample Name: ICV-2586270 Acquired: 7/28/2016 9:04:41 Type: QC
Method: ICP I9 Method 200.7-6010(v139) Mode: CONC Corr. Factor: 1.000000
User: analyst Custom ID1: Custom ID2: Custom ID3:
Comment:

Elem	Tl1908	V_2908	Zn2062	Si2516	Sr3464
IS Ref	(In2306)	(Y_3710)	(In2306)	(Y_3710)	(Y_3710)
Units	ppb	ppb	ppb	ppb	ppb
Avg	750.23	1523.6	1520.5	3029.0	4514.2
Stddev	4.88	3.7	6.1	29.7	7.4
%RSD	.65093	.23981	.39803	.98142	.16331
Check ?	Chk Pass	Chk Pass	Chk Pass	Chk Pass	Chk Pass
Value					
Range					

Int. Std.	In2306	Y_2243	Y_3600	Y_3710
Units	Cts/S	Cts/S	Cts/S	Cts/S
Avg	5434.6	4324.4	60019.	8224.9
Stddev	11.3	13.2	96.	8.7
%RSD	.20751	.30598	.15974	.10581

PDF created with pdfFactory Pro trial version www.pdffactory.com

Sample Name: ICB Acquired: 7/28/2016 9:08:30 Type: QC
Method: ICP I9 Method 200.7-6010(v139) Mode: CONC Corr. Factor: 1.000000
User: analyst Custom ID1: Custom ID2: Custom ID3:
Comment:

Elem	Ag3280	Al3082	As1890	B_1826	Ba4554	Be3130	Ca3179	Cd2288
IS Ref	(Y_3600)	(Y_3710)	(Y_2243)	(Y_2243)	(Y_3710)	(Y_3710)	(Y_3710)	(Y_2243)
Units	ppb	ppb	ppb	ppb	ppb	ppb	ppb	ppb
Avg	-.39486	4.6839	.33786	7.3112	.17982	.07429	1.5439	-.0931
Stddev	.30859	10.125	1.7920	.2721	.01812	.11266	1.1357	.0404
%RSD	78.152	216.17	530.40	3.7221	10.074	151.65	73.560	43.41
Check ?	Chk Pass	Chk Pass	Chk Pass	Chk Pass	Chk Pass	Chk Pass	Chk Pass	Chk Pass
High Limit								
Low Limit								

Elem	Co2286	Cr2677	Cu3273	Fe2599	K_7664	Li6707	Mg2790	Mn2576
IS Ref	(In2306)	(Y_3600)	(Y_3600)	(Y_3710)	(Y_3710)	(Y_3710)	(Y_3710)	(Y_3600)
Units	ppb	ppb	ppb	ppb	ppb	ppb	ppb	ppb
Avg	-.01587	.14951	.13279	1.2303	80.193	3.6166	22.523	.05277
Stddev	.18156	.01634	.53426	1.8630	25.971	1.2073	22.496	.01582
%RSD	1144.0	10.927	402.32	151.42	32.386	33.382	99.878	29.979
Check ?	Chk Pass	Chk Pass	Chk Pass	Chk Pass	Chk Pass	Chk Pass	Chk Pass	Chk Pass
High Limit								
Low Limit								

Elem	Mo2020	Na5895	Ni2316	Pb2203	Sb2175	Se1960	Sn1899	Ti3372
IS Ref	(Y_2243)	(Y_3710)	(In2306)	(Y_2243)	(Y_2243)	(Y_2243)	(In2306)	(Y_3600)
Units	ppb	ppb	ppb	ppb	ppb	ppb	ppb	ppb
Avg	2.7060	26.984	.14674	-1.4584	-.8323	-.57823	.60655	.55416
Stddev	.1526	1.680	.13003	.3583	1.178	1.3965	.53650	.13222
%RSD	5.6388	6.2270	88.609	24.564	141.5	241.51	88.451	23.859
Check ?	Chk Pass	Chk Pass	Chk Pass	Chk Pass	Chk Pass	Chk Pass	Chk Pass	Chk Pass
High Limit								
Low Limit								

PDF created with pdfFactory Pro trial version www.pdffactory.com

Sample Name: ICB Acquired: 7/28/2016 9:08:30 Type: QC
Method: ICP I9 Method 200.7-6010(v139) Mode: CONC Corr. Factor: 1.000000
User: analyst Custom ID1: Custom ID2: Custom ID3:
Comment:

Elem	Tl1908	V_2908	Zn2062	Si2516	Sr3464
IS Ref	(In2306)	(Y_3710)	(In2306)	(Y_3710)	(Y_3710)
Units	ppb	ppb	ppb	ppb	ppb
Avg	-.42603	.94972	.04195	-19.949	-.67031
Stddev	.28163	2.3838	.02199	3.432	.70825
%RSD	66.105	251.00	52.414	17.203	105.66
Check ?	Chk Pass	Chk Pass	Chk Pass	Chk Pass	Chk Pass
High Limit					
Low Limit					

Int. Std.	In2306	Y_2243	Y_3600	Y_3710
Units	Cts/S	Cts/S	Cts/S	Cts/S
Avg	5878.7	4411.6	62027.	8269.3
Stddev	11.2	7.1	169.	5.8
%RSD	.18974	.15998	.27217	.07004

PDF created with pdfFactory Pro trial version www.pdffactory.com

Sample Name: XCRI-2454432 Acquired: 7/28/2016 9:12:43 Type: QC
Method: ICP I9 Method 200.7-6010(v139) Mode: CONC Corr. Factor: 1.000000
User: analyst Custom ID1: Custom ID2: Custom ID3:
Comment:

Elem	Ag3280	Al3082	As1890	B_1826	Ba4554	Be3130	Ca3179
IS Ref	(Y_3600)	(Y_3710)	(Y_2243)	(Y_2243)	(Y_3710)	(Y_3710)	(Y_3710)
Units	ppb	ppb	ppb	ppb	ppb	ppb	ppb
Avg	4.7595	209.56	15.513	214.02	10.300	5.0822	5124.0
Stddev	.2205	16.34	1.845	.10	.218	.0534	2.4
%RSD	4.6331	7.7964	11.890	.04890	2.1125	1.0503	.04609
Check ?	Chk Pass	Chk Pass	Chk Pass	Chk Pass	Chk Pass	Chk Pass	Chk Pass
Value							
Range							

Elem	Cd2288	Co2286	Cr2677	Cu3273	Fe2599	K_7664	Li6707
IS Ref	(Y_2243)	(In2306)	(Y_3600)	(Y_3600)	(Y_3710)	(Y_3710)	(Y_3710)
Units	ppb	ppb	ppb	ppb	ppb	ppb	ppb
Avg	4.941	4.8594	5.3232	15.185	320.00	5026.7	51.552
Stddev	.049	.1432	.3377	.222	.47	48.7	1.393
%RSD	.9839	2.9473	6.3431	1.4598	.14627	.96947	2.7011
Check ?	Chk Pass	Chk Pass	Chk Pass	Chk Pass	Chk Pass	Chk Pass	Chk Pass
Value							
Range							

Elem	Mg2790	Mn2576	Mo2020	Na5895	Ni2316	Pb2203	Sb2175
IS Ref	(Y_3710)	(Y_3600)	(Y_2243)	(Y_3710)	(In2306)	(Y_2243)	(Y_2243)
Units	ppb	ppb	ppb	ppb	ppb	ppb	ppb
Avg	5232.7	13.034	10.146	5131.5	24.940	9.6014	8.481
Stddev	13.4	.061	.257	7.1	.116	1.3486	2.058
%RSD	.25687	.47019	2.5369	.13932	.46624	14.046	24.27
Check ?	Chk Pass	Chk Pass	Chk Pass	Chk Pass	Chk Pass	Chk Pass	Chk Pass
Value							
Range							

PDF created with pdfFactory Pro trial version www.pdffactory.com

Sample Name: XCRI-2454432 Acquired: 7/28/2016 9:12:43 Type: QC
Method: ICP I9 Method 200.7-6010(v139) Mode: CONC Corr. Factor: 1.000000
User: analyst Custom ID1: Custom ID2: Custom ID3:
Comment:

Elem	Se1960	Sn1899	Ti3372	Tl1908	V_2908	Zn2062	Si2516
IS Ref	(Y_2243)	(In2306)	(Y_3600)	(In2306)	(Y_3710)	(In2306)	(Y_3710)
Units	ppb	ppb	ppb	ppb	ppb	ppb	ppb
Avg	18.574	100.11	51.705	14.529	F 3.0635	35.557	492.55
Stddev	2.386	1.26	.108	1.257	2.3181	.236	10.97
%RSD	12.848	1.2615	.20914	8.6504	75.669	.66481	2.2280
Check ?	Chk Pass	Chk Pass	Chk Pass	Chk Pass	Chk Fail	Chk Pass	Chk Pass
Value					7.0000		
Range					-30.500%		

Elem	Sr3464
IS Ref	(Y_3710)
Units	ppb
Avg	53.188
Stddev	1.955
%RSD	3.6752
Check ?	Chk Pass
Value	
Range	

Int. Std.	In2306	Y_2243	Y_3600	Y_3710
Units	Cts/S	Cts/S	Cts/S	Cts/S
Avg	5804.7	4417.3	61852.	8267.5
Stddev	4.6	6.6	120.	8.2
%RSD	.07947	.14970	.19328	.09873

PDF created with pdfFactory Pro trial version www.pdffactory.com

Sample Name: CRI-2454405 Acquired: 7/28/2016 9:16:52 Type: QC
Method: ICP I9 Method 200.7-6010(v139) Mode: CONC Corr. Factor: 1.000000
User: analyst Custom ID1: Custom ID2: Custom ID3:
Comment:

Elem	Ag3280	Al3082	As1890	B_1826	Ba4554	Be3130	Ca3179
IS Ref	(Y_3600)	(Y_3710)	(Y_2243)	(Y_2243)	(Y_3710)	(Y_3710)	(Y_3710)
Units	ppb	ppb	ppb	ppb	ppb	ppb	ppb
Avg	4.8108	226.30	10.909	213.74	200.27	5.2124	5142.0
Stddev	.3621	6.99	.886	1.14	.01	.0523	5.7
%RSD	7.5264	3.0895	8.1251	.53234	.00430	1.0027	.11019
Check ?	Chk Pass	Chk Pass	Chk Pass	Chk Pass	Chk Pass	Chk Pass	Chk Pass
Value							
Range							

Elem	Cd2288	Co2286	Cr2677	Cu3273	Fe2599	K_7664	Li6707
IS Ref	(Y_2243)	(In2306)	(Y_3600)	(Y_3600)	(Y_3710)	(Y_3710)	(Y_3710)
Units	ppb	ppb	ppb	ppb	ppb	ppb	ppb
Avg	1.809	7.2748	5.0959	26.708	110.05	5018.6	50.449
Stddev	.044	.3426	.0997	.600	1.11	16.5	1.590
%RSD	2.414	4.7097	1.9558	2.2468	1.0129	.32941	3.1510
Check ?	Chk Pass	Chk Pass	Chk Pass	Chk Pass	Chk Pass	Chk Pass	Chk Pass
Value							
Range							

Elem	Mg2790	Mn2576	Mo2020	Na5895	Ni2316	Pb2203	Sb2175
IS Ref	(Y_3710)	(Y_3600)	(Y_2243)	(Y_3710)	(In2306)	(Y_2243)	(Y_2243)
Units	ppb	ppb	ppb	ppb	ppb	ppb	ppb
Avg	5248.9	13.254	9.8854	5109.2	39.559	2.1522	8.836
Stddev	44.9	.058	.0580	7.8	.301	.6619	.346
%RSD	.85455	.43906	.58670	.15174	.76082	30.754	3.922
Check ?	Chk Pass	Chk Pass	Chk Pass	Chk Pass	Chk Pass	Chk Pass	Chk Pass
Value							
Range							

PDF created with pdfFactory Pro trial version www.pdffactory.com

Sample Name: CRI-2454405 Acquired: 7/28/2016 9:16:52 Type: QC
Method: ICP I9 Method 200.7-6010(v139) Mode: CONC Corr. Factor: 1.000000
User: analyst Custom ID1: Custom ID2: Custom ID3:
Comment:

Elem	Se1960	Sn1899	Ti3372	Tl1908	V_2908	Zn2062	Si2516
IS Ref	(Y_2243)	(In2306)	(Y_3600)	(In2306)	(Y_3710)	(In2306)	(Y_3710)
Units	ppb	ppb	ppb	ppb	ppb	ppb	ppb
Avg	F 3.0596	100.35	51.927	9.1033	4.9770	18.559	504.49
Stddev	.3124	1.19	.110	1.6347	2.2551	.228	5.92
%RSD	10.211	1.1895	.21195	17.957	45.310	1.2259	1.1741
Check ?	Chk Fail	Chk Pass	Chk Pass	Chk Pass	Chk Pass	Chk Pass	Chk Pass
Value	5.0000						
Range	-30.500%						

Elem	Sr3464
IS Ref	(Y_3710)
Units	ppb
Avg	54.998
Stddev	1.561
%RSD	2.8388
Check ?	Chk Pass
Value	
Range	

Int. Std.	In2306	Y_2243	Y_3600	Y_3710
Units	Cts/S	Cts/S	Cts/S	Cts/S
Avg	5787.9	4401.1	61579.	8268.1
Stddev	11.3	9.7	45.	5.9
%RSD	.19597	.22122	.07256	.07169

PDF created with pdfFactory Pro trial version www.pdffactory.com

Sample Name: ICSA-2622662 Acquired: 7/28/2016 9:21:01 Type: QC
Method: ICP I9 Method 200.7-6010(v139) Mode: CONC Corr. Factor: 1.000000
User: analyst Custom ID1: Custom ID2: Custom ID3:
Comment:

Elem	Ag3280	Al3082	As1890	B_1826	Ba4554	Be3130	Ca3179
IS Ref	(Y_3600)	(Y_3710)	(Y_2243)	(Y_2243)	(Y_3710)	(Y_3710)	(Y_3710)
Units	ppb	ppb	ppb	ppb	ppb	ppb	ppb
Avg	-1.9309	502420.	-.80321	-.71044	.20113	.05694	472970.
Stddev	.3227	2789.	.69628	.34300	.08377	.09900	3087.
%RSD	16.712	.55519	86.687	48.279	41.647	173.87	.65258
Check ?	Chk Pass	Chk Pass	Chk Pass	Chk Pass	Chk Pass	Chk Pass	Chk Pass
High Limit							
Low Limit							

Elem	Cd2288	Co2286	Cr2677	Cu3273	Fe2599	K_7664	Li6707
IS Ref	(Y_2243)	(In2306)	(Y_3600)	(Y_3600)	(Y_3710)	(Y_3710)	(Y_3710)
Units	ppb	ppb	ppb	ppb	ppb	ppb	ppb
Avg	.3256	-.48849	3.0702	.52591	186600.	65.164	41.075
Stddev	.0702	.33603	.2076	.49489	641.	12.498	1.337
%RSD	21.56	68.789	6.7616	94.102	.34374	19.179	3.2539
Check ?	Chk Pass	Chk Pass	Chk Pass	Chk Pass	Chk Pass	Chk Pass	Chk Pass
High Limit							
Low Limit							

Elem	Mg2790	Mn2576	Mo2020	Na5895	Ni2316	Pb2203	Sb2175
IS Ref	(Y_3710)	(Y_3600)	(Y_2243)	(Y_3710)	(In2306)	(Y_2243)	(Y_2243)
Units	ppb	ppb	ppb	ppb	ppb	ppb	ppb
Avg	484420.	-.65901	-.15000	71.557	6.6844	4.7822	-4.333
Stddev	1903.	.04086	.24345	6.929	.5260	1.7929	3.299
%RSD	.39289	6.2009	162.30	9.6831	7.8686	37.492	76.15
Check ?	Chk Pass	Chk Pass	Chk Pass	Chk Pass	Chk Pass	Chk Pass	Chk Pass
High Limit							
Low Limit							

PDF created with pdfFactory Pro trial version www.pdffactory.com

Sample Name: ICSA-2622662 Acquired: 7/28/2016 9:21:01 Type: QC
Method: ICP I9 Method 200.7-6010(v139) Mode: CONC Corr. Factor: 1.000000
User: analyst Custom ID1: Custom ID2: Custom ID3:
Comment:

Elem	Se1960	Sn1899	Ti3372	Tl1908	V_2908	Zn2062	Si2516
IS Ref	(Y_2243)	(In2306)	(Y_3600)	(In2306)	(Y_3710)	(In2306)	(Y_3710)
Units	ppb	ppb	ppb	ppb	ppb	ppb	ppb
Avg	4.2703	2.4674	-.50208	1.5704	-4.6010	1.3531	-13.526
Stddev	1.3537	.8378	.16585	.7632	2.3680	.2376	6.248
%RSD	31.700	33.954	33.033	48.597	51.468	17.556	46.194
Check ?	Chk Pass	Chk Pass	Chk Pass	Chk Pass	Chk Pass	Chk Pass	Chk Pass
High Limit							
Low Limit							

Elem	Sr3464
IS Ref	(Y_3710)
Units	ppb
Avg	12.881
Stddev	3.137
%RSD	24.357
Check ?	Chk Pass
High Limit	
Low Limit	

Int. Std.	In2306	Y_2243	Y_3600	Y_3710
Units	Cts/S	Cts/S	Cts/S	Cts/S
Avg	4602.9	3907.5	53474.	7926.4
Stddev	8.8	3.9	38.	20.0
%RSD	.19159	.09858	.07189	.25210

PDF created with pdfFactory Pro trial version www.pdffactory.com

Sample Name: ICSAB-2562121 Acquired: 7/28/2016 9:25:10 Type: QC
Method: ICP I9 Method 200.7-6010(v139) Mode: CONC Corr. Factor: 1.000000
User: analyst Custom ID1: Custom ID2: Custom ID3:
Comment:

Elem	Ag3280	Al3082	As1890	B_1826	Ba4554	Be3130	Ca3179
IS Ref	(Y_3600)	(Y_3710)	(Y_2243)	(Y_2243)	(Y_3710)	(Y_3710)	(Y_3710)
Units	ppb	ppb	ppb	ppb	ppb	ppb	ppb
Avg	1079.0	507320.	1018.8	506.09	486.42	481.13	484160.
Stddev	.3	2822.	6.9	.41	1.46	1.88	3193.
%RSD	.02445	.55621	.67906	.08051	.30113	.39101	.65944
Check ?	Chk Pass	Chk Pass	Chk Pass	Chk Pass	Chk Pass	Chk Pass	Chk Pass
Value							
Range							

Elem	Cd2288	Co2286	Cr2677	Cu3273	Fe2599	K_7664	Li6707
IS Ref	(Y_2243)	(In2306)	(Y_3600)	(Y_3600)	(Y_3710)	(Y_3710)	(Y_3710)
Units	ppb	ppb	ppb	ppb	ppb	ppb	ppb
Avg	1028.	490.80	474.72	514.60	190440.	10485.	567.30
Stddev	3.	1.77	1.15	.85	537.	67.	3.54
%RSD	.3172	.36021	.24132	.16431	.28176	.64140	.62421
Check ?	Chk Pass	Chk Pass	Chk Pass	Chk Pass	Chk Pass	Chk Pass	Chk Pass
Value							
Range							

Elem	Mg2790	Mn2576	Mo2020	Na5895	Ni2316	Pb2203	Sb2175
IS Ref	(Y_3710)	(Y_3600)	(Y_2243)	(Y_3710)	(In2306)	(Y_2243)	(Y_2243)
Units	ppb	ppb	ppb	ppb	ppb	ppb	ppb
Avg	491540.	480.52	977.00	10504.	943.72	900.92	1021.
Stddev	2134.	.80	4.46	54.	2.58	5.55	6.
%RSD	.43410	.16665	.45681	.51719	.27387	.61576	.5908
Check ?	Chk Pass	Chk Pass	Chk Pass	Chk Pass	Chk Pass	Chk Pass	Chk Pass
Value							
Range							

PDF created with pdfFactory Pro trial version www.pdffactory.com

Sample Name: ICSAB-2562121 Acquired: 7/28/2016 9:25:10 Type: QC
Method: ICP I9 Method 200.7-6010(v139) Mode: CONC Corr. Factor: 1.000000
User: analyst Custom ID1: Custom ID2: Custom ID3:
Comment:

Elem	Se1960	Sn1899	Ti3372	Tl1908	V_2908	Zn2062	Si2516
IS Ref	(Y_2243)	(In2306)	(Y_3600)	(In2306)	(Y_3710)	(In2306)	(Y_3710)
Units	ppb	ppb	ppb	ppb	ppb	ppb	ppb
Avg	1007.9	507.04	497.29	944.90	473.07	998.60	10034.
Stddev	1.7	2.69	1.19	4.20	5.15	4.46	107.
%RSD	.16529	.53123	.23944	.44462	1.0882	.44627	1.0659
Check ?	Chk Pass	Chk Pass	Chk Pass	Chk Pass	Chk Pass	Chk Pass	Chk Pass
Value							
Range							

Elem	Sr3464
IS Ref	(Y_3710)
Units	ppb
Avg	1439.5
Stddev	7.6
%RSD	.53083
Check ?	Chk Pass
Value	
Range	

Int. Std.	In2306	Y_2243	Y_3600	Y_3710
Units	Cts/S	Cts/S	Cts/S	Cts/S
Avg	4547.6	3892.9	53490.	7965.0
Stddev	6.5	4.4	24.	32.2
%RSD	.14197	.11266	.04572	.40478

PDF created with pdfFactory Pro trial version www.pdffactory.com

Sample Name: CCV-2632473 Acquired: 7/28/2016 9:29:04 Type: QC
Method: ICP I9 Method 200.7-6010(v139) Mode: CONC Corr. Factor: 1.000000
User: analyst Custom ID1: Custom ID2: Custom ID3:
Comment:

Elem	Ag3280	Al3082	As1890	B_1826	Ba4554	Be3130	Ca3179	Cd2288
IS Ref	(Y_3600)	(Y_3710)	(Y_2243)	(Y_2243)	(Y_3710)	(Y_3710)	(Y_3710)	(Y_2243)
Units	ppb	ppb	ppb	ppb	ppb	ppb	ppb	ppb
Avg	995.41	25028.	495.02	5092.3	1936.4	1969.1	50461.	496.0
Stddev	.90	108.	2.81	12.0	1.8	3.8	246.	1.9
%RSD	.09031	.43113	.56792	.23614	.09173	.19369	.48755	.3840
Check ?	Chk Pass	Chk Pass	Chk Pass	Chk Pass	Chk Pass	Chk Pass	Chk Pass	Chk Pass
Value								
Range								

Elem	Co2286	Cr2677	Cu3273	Fe2599	K_7664	Li6707	Mg2790	Mn2576
IS Ref	(In2306)	(Y_3600)	(Y_3600)	(Y_3710)	(Y_3710)	(Y_3710)	(Y_3710)	(Y_3600)
Units	ppb	ppb	ppb	ppb	ppb	ppb	ppb	ppb
Avg	1981.4	1932.4	1938.3	25101.	49056.	4965.1	49218.	1952.5
Stddev	4.8	5.0	5.7	9.	178.	10.5	91.	5.0
%RSD	.24331	.25645	.29483	.03518	.36244	.21059	.18562	.25364
Check ?	Chk Pass	Chk Pass	Chk Pass	Chk Pass	Chk Pass	Chk Pass	Chk Pass	Chk Pass
Value								
Range								

Elem	Mo2020	Na5895	Ni2316	Pb2203	Sb2175	Se1960	Sn1899	Ti3372
IS Ref	(Y_2243)	(Y_3710)	(In2306)	(Y_2243)	(Y_2243)	(Y_2243)	(In2306)	(Y_3600)
Units	ppb	ppb	ppb	ppb	ppb	ppb	ppb	ppb
Avg	2002.1	49439.	1987.1	482.57	511.8	506.32	5069.8	4954.3
Stddev	7.7	126.	2.7	1.77	2.0	3.06	15.6	25.8
%RSD	.38563	.25437	.13447	.36716	.3858	.60503	.30813	.52059
Check ?	Chk Pass	Chk Pass	Chk Pass	Chk Pass	Chk Pass	Chk Pass	Chk Pass	Chk Pass
Value								
Range								

PDF created with pdfFactory Pro trial version www.pdffactory.com

Sample Name: CCV-2632473 Acquired: 7/28/2016 9:29:04 Type: QC
Method: ICP I9 Method 200.7-6010(v139) Mode: CONC Corr. Factor: 1.000000
User: analyst Custom ID1: Custom ID2: Custom ID3:
Comment:

Elem	Tl1908	V_2908	Zn2062	Si2516	Sr3464
IS Ref	(In2306)	(Y_3710)	(In2306)	(Y_3710)	(Y_3710)
Units	ppb	ppb	ppb	ppb	ppb
Avg	994.71	1964.0	2015.2	5210.2	4887.7
Stddev	2.56	10.5	2.8	19.0	15.2
%RSD	.25750	.53702	.13663	.36510	.31080
Check ?	Chk Pass	Chk Pass	Chk Pass	Chk Pass	Chk Pass
Value					
Range					

Int. Std.	In2306	Y_2243	Y_3600	Y_3710
Units	Cts/S	Cts/S	Cts/S	Cts/S
Avg	5191.6	4229.0	58600.	8129.8
Stddev	8.1	8.7	151.	42.5
%RSD	.15525	.20561	.25788	.52287

PDF created with pdfFactory Pro trial version www.pdffactory.com

Sample Name: CCB Acquired: 7/28/2016 9:33:00 Type: QC
Method: ICP I9 Method 200.7-6010(v139) Mode: CONC Corr. Factor: 1.000000
User: analyst Custom ID1: Custom ID2: Custom ID3:
Comment:

Elem	Ag3280	Al3082	As1890	B_1826	Ba4554	Be3130	Ca3179	Cd2288
IS Ref	(Y_3600)	(Y_3710)	(Y_2243)	(Y_2243)	(Y_3710)	(Y_3710)	(Y_3710)	(Y_2243)
Units	ppb	ppb	ppb	ppb	ppb	ppb	ppb	ppb
Avg	-.02884	9.4068	-.24700	8.3179	-.06378	.09525	-4.0555	-.1350
Stddev	.70427	9.8141	1.8597	.4930	.22154	.11054	2.8145	.1785
%RSD	2442.0	104.33	752.92	5.9272	347.36	116.05	69.399	132.2
Check ?	Chk Pass	Chk Pass	Chk Pass	Chk Pass	Chk Pass	Chk Pass	Chk Pass	Chk Pass
High Limit								
Low Limit								

Elem	Co2286	Cr2677	Cu3273	Fe2599	K_7664	Li6707	Mg2790	Mn2576
IS Ref	(In2306)	(Y_3600)	(Y_3600)	(Y_3710)	(Y_3710)	(Y_3710)	(Y_3710)	(Y_3600)
Units	ppb	ppb	ppb	ppb	ppb	ppb	ppb	ppb
Avg	-.18923	.16831	-1.5268	2.9927	107.86	-2.6937	19.714	-.85597
Stddev	.07786	.23659	.3973	1.8923	47.06	1.4001	7.646	.02425
%RSD	41.148	140.57	26.022	63.230	43.632	51.978	38.785	2.8336
Check ?	Chk Pass	Chk Pass	Chk Pass	Chk Pass	Chk Pass	Chk Pass	Chk Pass	Chk Pass
High Limit								
Low Limit								

Elem	Mo2020	Na5895	Ni2316	Pb2203	Sb2175	Se1960	Sn1899	Ti3372
IS Ref	(Y_2243)	(Y_3710)	(In2306)	(Y_2243)	(Y_2243)	(Y_2243)	(In2306)	(Y_3600)
Units	ppb	ppb	ppb	ppb	ppb	ppb	ppb	ppb
Avg	3.4487	25.030	-.02455	.23678	-.3796	1.7600	-.39066	1.4145
Stddev	.1386	4.646	.51990	1.1037	.7227	1.5318	.51822	.0706
%RSD	4.0178	18.561	2118.0	466.12	190.4	87.036	132.65	4.9943
Check ?	Chk Pass	Chk Pass	Chk Pass	Chk Pass	Chk Pass	Chk Pass	Chk Pass	Chk Pass
High Limit								
Low Limit								

PDF created with pdfFactory Pro trial version www.pdffactory.com

Sample Name: CCB Acquired: 7/28/2016 9:33:00 Type: QC
Method: ICP I9 Method 200.7-6010(v139) Mode: CONC Corr. Factor: 1.000000
User: analyst Custom ID1: Custom ID2: Custom ID3:
Comment:

Elem	Tl1908	V_2908	Zn2062	Si2516	Sr3464
IS Ref	(In2306)	(Y_3710)	(In2306)	(Y_3710)	(Y_3710)
Units	ppb	ppb	ppb	ppb	ppb
Avg	-.48223	-.26604	-1.7078	-24.067	-2.4072
Stddev	.15040	1.5460	.0690	4.773	1.9454
%RSD	31.188	581.13	4.0405	19.833	80.815
Check ?	Chk Pass	Chk Pass	Chk Pass	Chk Pass	Chk Pass
High Limit					
Low Limit					

Int. Std.	In2306	Y_2243	Y_3600	Y_3710
Units	Cts/S	Cts/S	Cts/S	Cts/S
Avg	5861.3	4408.1	61863.	8187.2
Stddev	1.2	7.3	160.	58.9
%RSD	.01984	.16460	.25921	.71897

PDF created with pdfFactory Pro trial version www.pdffactory.com

Sample Name: IEC Check As Acquired: 7/28/2016 9:37:13 Type: QC
Method: ICP I9 Method 200.7-6010(v139) Mode: CONC Corr. Factor: 1.000000
User: analyst Custom ID1: Custom ID2: Custom ID3:
Comment:

Elem	Ag3280	Al3082	As1890	B_1826	Ba4554	Be3130	Ca3179	Cd2288
IS Ref	(Y_3600)	(Y_3710)	(Y_2243)	(Y_2243)	(Y_3710)	(Y_3710)	(Y_3710)	(Y_2243)
Units	ppb	ppb	ppb	ppb	ppb	ppb	ppb	ppb
Avg	.28466	4.7130	5088.8	7.6248	.05450	.02261	-30.684	-.8765
Stddev	.03952	17.105	25.7	.5920	.10229	.04358	2.375	.1801
%RSD	13.885	362.93	.50590	7.7636	187.69	192.78	7.7405	20.55
Check ?	None	None	None	None	None	None	None	Chk Pass
Value								
Range								

Elem	Co2286	Cr2677	Cu3273	Fe2599	K_7664	Li6707	Mg2790	Mn2576
IS Ref	(In2306)	(Y_3600)	(Y_3600)	(Y_3710)	(Y_3710)	(Y_3710)	(Y_3710)	(Y_3600)
Units	ppb	ppb	ppb	ppb	ppb	ppb	ppb	ppb
Avg	-.10521	-.19269	-.98211	1.1427	52.455	-36.782	11.039	-2.6459
Stddev	.19101	.33898	.60850	1.2682	21.169	.739	11.668	.0154
%RSD	181.55	175.92	61.959	110.98	40.356	2.0098	105.70	.58281
Check ?	None	None	None	None	None	None	None	None
Value								
Range								

Elem	Mo2020	Na5895	Ni2316	Pb2203	Sb2175	Se1960	Sn1899	Ti3372
IS Ref	(Y_2243)	(Y_3710)	(In2306)	(Y_2243)	(Y_2243)	(Y_2243)	(In2306)	(Y_3600)
Units	ppb	ppb	ppb	ppb	ppb	ppb	ppb	ppb
Avg	-.03493	-4.5664	-.59887	-.17178	-.4383	-.23578	-.36604	.01455
Stddev	.40717	6.7517	.59689	.84684	1.716	1.2066	.22888	.09331
%RSD	1165.6	147.86	99.670	492.98	391.5	511.74	62.527	641.45
Check ?	None	None	None	None	None	None	None	None
Value								
Range								

PDF created with pdfFactory Pro trial version www.pdffactory.com

Sample Name: IEC Check As Acquired: 7/28/2016 9:37:13 Type: QC
Method: ICP I9 Method 200.7-6010(v139) Mode: CONC Corr. Factor: 1.000000
User: analyst Custom ID1: Custom ID2: Custom ID3:
Comment:

Elem	Tl1908	V_2908	Zn2062	Si2516	Sr3464
IS Ref	(In2306)	(Y_3710)	(In2306)	(Y_3710)	(Y_3710)
Units	ppb	ppb	ppb	ppb	ppb
Avg	-.53710	-1.7386	-4.3471	-24.886	.66548
Stddev	.16000	1.6702	.0422	3.968	1.1506
%RSD	29.790	96.066	.97114	15.947	172.90
Check ?	None	None	None	None	None
Value					
Range					

Int. Std.	In2306	Y_2243	Y_3600	Y_3710
Units	Cts/S	Cts/S	Cts/S	Cts/S
Avg	6072.1	4505.1	63258.	8342.9
Stddev	3.2	3.4	117.	15.7
%RSD	.05326	.07536	.18528	.18807

PDF created with pdfFactory Pro trial version www.pdffactory.com

Sample Name: IEC Check Ti Acquired: 7/28/2016 9:41:22 Type: QC
Method: ICP I9 Method 200.7-6010(v139) Mode: CONC Corr. Factor: 1.000000
User: analyst Custom ID1: Custom ID2: Custom ID3:
Comment:

Elem	Ag3280	Al3082	As1890	B_1826	Ba4554	Be3130	Ca3179	Cd2288
IS Ref	(Y_3600)	(Y_3710)	(Y_2243)	(Y_2243)	(Y_3710)	(Y_3710)	(Y_3710)	(Y_2243)
Units	ppb	ppb	ppb	ppb	ppb	ppb	ppb	ppb
Avg	-1.7854	37.812	3.3901	6.8527	-.21157	-.72858	-32.304	.1355
Stddev	.2881	3.669	2.3506	.3359	.16051	.08770	2.414	.0713
%RSD	16.138	9.7036	69.336	4.9018	75.866	12.037	7.4711	52.61
Check ?	None	None	None	None	None	None	None	None
Value								
Range								

Elem	Co2286	Cr2677	Cu3273	Fe2599	K_7664	Li6707	Mg2790	Mn2576
IS Ref	(In2306)	(Y_3600)	(Y_3600)	(Y_3710)	(Y_3710)	(Y_3710)	(Y_3710)	(Y_3600)
Units	ppb	ppb	ppb	ppb	ppb	ppb	ppb	ppb
Avg	-1.6499	.69924	8.0216	4.0928	33.007	-35.106	-16.132	-2.5940
Stddev	.6235	.05693	.4612	1.5223	15.522	.749	6.401	.0496
%RSD	37.790	8.1414	5.7497	37.194	47.025	2.1323	39.680	1.9138
Check ?	Chk Pass	None	None	None	None	None	None	None
Value								
Range								

Elem	Mo2020	Na5895	Ni2316	Pb2203	Sb2175	Se1960	Sn1899	Ti3372
IS Ref	(Y_2243)	(Y_3710)	(In2306)	(Y_2243)	(Y_2243)	(Y_2243)	(In2306)	(Y_3600)
Units	ppb	ppb	ppb	ppb	ppb	ppb	ppb	ppb
Avg	-.68982	-8.1293	-1.3973	.20676	-2.594	2.7763	2.2989	29596.
Stddev	.16811	2.2309	.2090	1.7440	1.691	.6188	.6192	190.
%RSD	24.370	27.443	14.957	843.49	65.16	22.290	26.934	.64134
Check ?	None	None	None	None	None	None	None	None
Value								
Range								

PDF created with pdfFactory Pro trial version www.pdffactory.com

Sample Name: IEC Check Ti Acquired: 7/28/2016 9:41:22 Type: QC
Method: ICP I9 Method 200.7-6010(v139) Mode: CONC Corr. Factor: 1.000000
User: analyst Custom ID1: Custom ID2: Custom ID3:
Comment:

Elem	Tl1908	V_2908	Zn2062	Si2516	Sr3464
IS Ref	(In2306)	(Y_3710)	(In2306)	(Y_3710)	(Y_3710)
Units	ppb	ppb	ppb	ppb	ppb
Avg	6.4181	-.23833	-3.8490	4775.9	-2.3169
Stddev	.2384	1.6707	.1325	844.1	5.3077
%RSD	3.7147	701.02	3.4413	17.675	229.09
Check ?	Chk Pass	None	None	None	None
Value					
Range					

Int. Std.	In2306	Y_2243	Y_3600	Y_3710
Units	Cts/S	Cts/S	Cts/S	Cts/S
Avg	6007.4	4504.1	62931.	8326.2
Stddev	8.6	2.5	31.	16.9
%RSD	.14355	.05548	.04850	.20298

PDF created with pdfFactory Pro trial version www.pdffactory.com

Sample Name: IEC Check Co Acquired: 7/28/2016 9:45:41 Type: QC
Method: ICP I9 Method 200.7-6010(v139) Mode: CONC Corr. Factor: 1.000000
User: analyst Custom ID1: Custom ID2: Custom ID3:
Comment:

Elem	Ag3280	Al3082	As1890	B_1826	Ba4554	Be3130	Ca3179	Cd2288
IS Ref	(Y_3600)	(Y_3710)	(Y_2243)	(Y_2243)	(Y_3710)	(Y_3710)	(Y_3710)	(Y_2243)
Units	ppb	ppb	ppb	ppb	ppb	ppb	ppb	ppb
Avg	-.13250	9.0187	-3.0418	2.0786	.05770	.01945	-33.541	-.0785
Stddev	.33386	7.2617	2.5508	.6625	.28758	.11465	2.947	.1455
%RSD	251.96	80.517	83.858	31.874	498.41	589.44	8.7875	185.4
Check ?	None	None	Chk Pass	None	None	None	None	None
Value								
Range								

Elem	Co2286	Cr2677	Cu3273	Fe2599	K_7664	Li6707	Mg2790	Mn2576
IS Ref	(In2306)	(Y_3600)	(Y_3600)	(Y_3710)	(Y_3710)	(Y_3710)	(Y_3710)	(Y_3600)
Units	ppb	ppb	ppb	ppb	ppb	ppb	ppb	ppb
Avg	9861.7	.09303	-.69755	1.7735	13.604	-36.128	-1.4961	-1.5702
Stddev	55.4	.06823	.33075	1.1643	24.774	.353	18.417	.0521
%RSD	.56139	73.335	47.416	65.651	182.11	.97769	1231.0	3.3203
Check ?	None	None	Chk Pass	None	None	None	None	None
Value								
Range								

Elem	Mo2020	Na5895	Ni2316	Pb2203	Sb2175	Se1960	Sn1899	Ti3372
IS Ref	(Y_2243)	(Y_3710)	(In2306)	(Y_2243)	(Y_2243)	(Y_2243)	(In2306)	(Y_3600)
Units	ppb	ppb	ppb	ppb	ppb	ppb	ppb	ppb
Avg	-.95554	-24.595	-3.3156	.00374	.7072	-1.1312	-1.0457	5.4247
Stddev	.14408	6.648	.3236	.72263	.9128	2.1064	.3245	.3965
%RSD	15.079	27.030	9.7609	19330.	129.1	186.21	31.031	7.3098
Check ?	None	None	Chk Pass	None	Chk Pass	None	None	None
Value								
Range								

PDF created with pdfFactory Pro trial version www.pdffactory.com

Sample Name: IEC Check Co Acquired: 7/28/2016 9:45:41 Type: QC
Method: ICP I9 Method 200.7-6010(v139) Mode: CONC Corr. Factor: 1.000000
User: analyst Custom ID1: Custom ID2: Custom ID3:
Comment:

Elem	Tl1908	V_2908	Zn2062	Si2516	Sr3464
IS Ref	(In2306)	(Y_3710)	(In2306)	(Y_3710)	(Y_3710)
Units	ppb	ppb	ppb	ppb	ppb
Avg	5.0531	.08041	-4.2877	-7.3499	-.82277
Stddev	.6396	2.8951	.0275	3.0741	3.9656
%RSD	12.658	3600.7	.64182	41.826	481.98
Check ?	Chk Pass	None	None	None	None
Value					
Range					

Int. Std.	In2306	Y_2243	Y_3600	Y_3710
Units	Cts/S	Cts/S	Cts/S	Cts/S
Avg	5988.3	4481.5	62990.	8359.4
Stddev	14.8	7.8	72.	37.7
%RSD	.24763	.17325	.11436	.45131

PDF created with pdfFactory Pro trial version www.pdffactory.com

Sample Name: IEC Check Al Acquired: 7/28/2016 9:49:52 Type: QC
Method: ICP I9 Method 200.7-6010(v139) Mode: CONC Corr. Factor: 1.000000
User: analyst Custom ID1: Custom ID2: Custom ID3:
Comment:

Elem	Ag3280	Al3082	As1890	B_1826	Ba4554	Be3130	Ca3179
IS Ref	(Y_3600)	(Y_3710)	(Y_2243)	(Y_2243)	(Y_3710)	(Y_3710)	(Y_3710)
Units	ppb	ppb	ppb	ppb	ppb	ppb	ppb
Avg	-.28671	517910.	-3.0341	-1.0350	-.15680	.01760	-29.361
Stddev	.67421	1261.	2.8128	.3715	.15911	.00918	1.718
%RSD	235.16	.24346	92.707	35.890	101.47	52.190	5.8521
Check ?	None	None	Chk Pass	None	None	None	None
Value							
Range							

Elem	Cd2288	Co2286	Cr2677	Cu3273	Fe2599	K_7664	Li6707
IS Ref	(Y_2243)	(In2306)	(Y_3600)	(Y_3600)	(Y_3710)	(Y_3710)	(Y_3710)
Units	ppb	ppb	ppb	ppb	ppb	ppb	ppb
Avg	.0793	-.35701	-.51685	-.81304	1.3273	33.644	-31.524
Stddev	.1244	.23723	.02103	.57416	1.4981	12.691	1.413
%RSD	156.8	66.449	4.0683	70.619	112.87	37.721	4.4836
Check ?	None	None	None	None	None	None	None
Value							
Range							

Elem	Mg2790	Mn2576	Mo2020	Na5895	Ni2316	Pb2203	Sb2175
IS Ref	(Y_3710)	(Y_3600)	(Y_2243)	(Y_3710)	(In2306)	(Y_2243)	(Y_2243)
Units	ppb	ppb	ppb	ppb	ppb	ppb	ppb
Avg	10.207	-1.5990	-.70959	-10.643	.34821	-3.6622	2.992
Stddev	21.116	.0303	.33151	9.828	.06850	.6994	2.831
%RSD	206.87	1.8933	46.719	92.345	19.672	19.097	94.60
Check ?	None	None	None	None	None	Chk Pass	Chk Pass
Value							
Range							

PDF created with pdfFactory Pro trial version www.pdffactory.com

Sample Name: IEC Check Al Acquired: 7/28/2016 9:49:52 Type: QC
Method: ICP I9 Method 200.7-6010(v139) Mode: CONC Corr. Factor: 1.000000
User: analyst Custom ID1: Custom ID2: Custom ID3:
Comment:

Elem	Se1960	Sn1899	Ti3372	Tl1908	V_2908	Zn2062	Si2516
IS Ref	(Y_2243)	(In2306)	(Y_3600)	(In2306)	(Y_3710)	(In2306)	(Y_3710)
Units	ppb	ppb	ppb	ppb	ppb	ppb	ppb
Avg	3.5603	2.7736	1.6889	-.62942	-3.2630	-3.0146	-18.409
Stddev	1.2852	.3668	.1072	1.5077	2.0832	.1645	.165
%RSD	36.097	13.225	6.3450	239.54	63.843	5.4560	.89897
Check ?	Chk Pass	None	None	Chk Pass	None	None	None
Value							
Range							

Elem	Sr3464
IS Ref	(Y_3710)
Units	ppb
Avg	.92829
Stddev	1.5147
%RSD	163.17
Check ?	None
Value	
Range	

Int. Std.	In2306	Y_2243	Y_3600	Y_3710
Units	Cts/S	Cts/S	Cts/S	Cts/S
Avg	5423.9	4436.0	58642.	8436.4
Stddev	2.4	3.0	225.	29.8
%RSD	.04422	.06820	.38324	.35324

PDF created with pdfFactory Pro trial version www.pdffactory.com

Sample Name: IEC Check Fe Acquired: 7/28/2016 9:53:59 Type: QC
Method: ICP I9 Method 200.7-6010(v139) Mode: CONC Corr. Factor: 1.000000
User: analyst Custom ID1: Custom ID2: Custom ID3:
Comment:

Elem	Ag3280	Al3082	As1890	B_1826	Ba4554	Be3130	Ca3179
IS Ref	(Y_3600)	(Y_3710)	(Y_2243)	(Y_2243)	(Y_3710)	(Y_3710)	(Y_3710)
Units	ppb	ppb	ppb	ppb	ppb	ppb	ppb
Avg	-3.1040	16.940	-.01614	1.4563	-.11014	.02997	-12.953
Stddev	.2328	10.596	.59542	.4354	.21602	.10217	.559
%RSD	7.5015	62.548	3689.3	29.897	196.14	340.89	4.3134
Check ?	None	None	None	None	None	None	None
Value							
Range							

Elem	Cd2288	Co2286	Cr2677	Cu3273	Fe2599	K_7664	Li6707
IS Ref	(Y_2243)	(In2306)	(Y_3600)	(Y_3600)	(Y_3710)	(Y_3710)	(Y_3710)
Units	ppb	ppb	ppb	ppb	ppb	ppb	ppb
Avg	-.1113	.02623	.47287	-2.0009	505860.	-117.01	-35.576
Stddev	.1801	.43628	.22322	.6212	1351.	4.27	.962
%RSD	161.8	1663.5	47.206	31.046	.26710	3.6489	2.7044
Check ?	Chk Pass	None	None	Chk Pass	None	None	None
Value							
Range							

Elem	Mg2790	Mn2576	Mo2020	Na5895	Ni2316	Pb2203	Sb2175
IS Ref	(Y_3710)	(Y_3600)	(Y_2243)	(Y_3710)	(In2306)	(Y_2243)	(Y_2243)
Units	ppb	ppb	ppb	ppb	ppb	ppb	ppb
Avg	-98.389	4.0939	-1.8735	-16.871	7.0433	-1.8189	-2.666
Stddev	25.052	.0761	.1994	7.646	.5928	1.7871	1.909
%RSD	25.462	1.8596	10.642	45.322	8.4170	98.250	71.60
Check ?	None	None	None	None	Chk Pass	Chk Pass	Chk Pass
Value							
Range							

PDF created with pdfFactory Pro trial version www.pdffactory.com

Sample Name: IEC Check Fe Acquired: 7/28/2016 9:53:59 Type: QC
Method: ICP I9 Method 200.7-6010(v139) Mode: CONC Corr. Factor: 1.000000
User: analyst Custom ID1: Custom ID2: Custom ID3:
Comment:

Elem	Se1960	Sn1899	Ti3372	Tl1908	V_2908	Zn2062	Si2516
IS Ref	(Y_2243)	(In2306)	(Y_3600)	(In2306)	(Y_3710)	(In2306)	(Y_3710)
Units	ppb	ppb	ppb	ppb	ppb	ppb	ppb
Avg	2.3390	2.3851	2.0489	-3.6112	-3.2743	-2.9445	-36.465
Stddev	2.4649	.2459	.3072	1.2584	2.4011	.0895	7.262
%RSD	105.38	10.311	14.993	34.847	73.333	3.0384	19.914
Check ?	None	None	None	Chk Pass	Chk Pass	None	None
Value							
Range							

Elem	Sr3464
IS Ref	(Y_3710)
Units	ppb
Avg	11.137
Stddev	2.187
%RSD	19.640
Check ?	None
Value	
Range	

Int. Std.	In2306	Y_2243	Y_3600	Y_3710
Units	Cts/S	Cts/S	Cts/S	Cts/S
Avg	5741.0	4341.4	60302.	8262.4
Stddev	3.6	8.3	319.	36.2
%RSD	.06316	.19196	.52968	.43788

PDF created with pdfFactory Pro trial version www.pdffactory.com

Sample Name: IEC Check V Acquired: 7/28/2016 9:58:13 Type: QC
Method: ICP I9 Method 200.7-6010(v139) Mode: CONC Corr. Factor: 1.000000
User: analyst Custom ID1: Custom ID2: Custom ID3:
Comment:

Elem	Ag3280	Al3082	As1890	B_1826	Ba4554	Be3130	Ca3179	Cd2288
IS Ref	(Y_3600)	(Y_3710)	(Y_2243)	(Y_2243)	(Y_3710)	(Y_3710)	(Y_3710)	(Y_2243)
Units	ppb	ppb	ppb	ppb	ppb	ppb	ppb	ppb
Avg	.40622	49.828	1.7746	1.8315	.07864	.19651	-31.456	.2186
Stddev	.28414	31.893	.0233	.2047	.09950	.09219	3.229	.1624
%RSD	69.947	64.006	1.3110	11.180	126.52	46.915	10.264	74.29
Check ?	None	Chk Pass	None	None	None	Chk Pass	None	None
Value								
Range								

Elem	Co2286	Cr2677	Cu3273	Fe2599	K_7664	Li6707	Mg2790	Mn2576
IS Ref	(In2306)	(Y_3600)	(Y_3600)	(Y_3710)	(Y_3710)	(Y_3710)	(Y_3710)	(Y_3600)
Units	ppb	ppb	ppb	ppb	ppb	ppb	ppb	ppb
Avg	.09470	-.32060	-1.0272	16.266	17.389	-36.578	-5.7060	-2.6484
Stddev	.14714	.31933	1.0567	.523	20.400	1.756	6.3889	.0243
%RSD	155.37	99.604	102.88	3.2166	117.32	4.8002	111.97	.91572
Check ?	None	None	None	None	None	None	None	None
Value								
Range								

Elem	Mo2020	Na5895	Ni2316	Pb2203	Sb2175	Se1960	Sn1899	Ti3372
IS Ref	(Y_2243)	(Y_3710)	(In2306)	(Y_2243)	(Y_2243)	(Y_2243)	(In2306)	(Y_3600)
Units	ppb	ppb	ppb	ppb	ppb	ppb	ppb	ppb
Avg	-3.1487	-21.560	-.66399	-.12393	-.9194	-.23405	-.61643	.44712
Stddev	.1746	9.930	.31251	1.0160	1.135	.69196	.36237	.04041
%RSD	5.5441	46.059	47.066	819.81	123.4	295.65	58.785	9.0377
Check ?	None	None	None	None	Chk Pass	None	None	None
Value								
Range								

PDF created with pdfFactory Pro trial version www.pdffactory.com

Sample Name: IEC Check V Acquired: 7/28/2016 9:58:13 Type: QC
Method: ICP I9 Method 200.7-6010(v139) Mode: CONC Corr. Factor: 1.000000
User: analyst Custom ID1: Custom ID2: Custom ID3:
Comment:

Elem	Tl1908	V_2908	Zn2062	Si2516	Sr3464
IS Ref	(In2306)	(Y_3710)	(In2306)	(Y_3710)	(Y_3710)
Units	ppb	ppb	ppb	ppb	ppb
Avg	2.2195	5048.4	-4.2227	-23.750	1.6715
Stddev	.9391	2.4	.0258	2.026	1.6411
%RSD	42.309	.04814	.61178	8.5322	98.184
Check ?	Chk Pass	None	None	None	None
Value					
Range					

Int. Std.	In2306	Y_2243	Y_3600	Y_3710
Units	Cts/S	Cts/S	Cts/S	Cts/S
Avg	5962.4	4491.2	63176.	8362.5
Stddev	9.8	5.8	110.	36.1
%RSD	.16423	.12812	.17485	.43226

PDF created with pdfFactory Pro trial version www.pdffactory.com

Sample Name: CCV-2632473 Acquired: 7/28/2016 10:02:25 Type: QC
Method: ICP I9 Method 200.7-6010(v139) Mode: CONC Corr. Factor: 1.000000
User: analyst Custom ID1: Custom ID2: Custom ID3:
Comment:

Elem	Ag3280	Al3082	As1890	B_1826	Ba4554	Be3130	Ca3179	Cd2288
IS Ref	(Y_3600)	(Y_3710)	(Y_2243)	(Y_2243)	(Y_3710)	(Y_3710)	(Y_3710)	(Y_2243)
Units	ppb	ppb	ppb	ppb	ppb	ppb	ppb	ppb
Avg	995.64	25562.	499.71	5098.2	1942.5	1980.2	51348.	495.6
Stddev	1.00	30.	1.51	7.4	3.6	.9	26.	1.4
%RSD	.10036	.11566	.30151	.14474	.18784	.04730	.04998	.2742
Check ?	Chk Pass	Chk Pass	Chk Pass	Chk Pass	Chk Pass	Chk Pass	Chk Pass	Chk Pass
Value								
Range								

Elem	Co2286	Cr2677	Cu3273	Fe2599	K_7664	Li6707	Mg2790	Mn2576
IS Ref	(In2306)	(Y_3600)	(Y_3600)	(Y_3710)	(Y_3710)	(Y_3710)	(Y_3710)	(Y_3600)
Units	ppb	ppb	ppb	ppb	ppb	ppb	ppb	ppb
Avg	1992.9	1950.7	1943.6	25292.	49610.	5033.4	49392.	1963.9
Stddev	7.9	2.1	2.2	19.	42.	1.9	121.	5.0
%RSD	.39566	.10925	.11085	.07503	.08444	.03726	.24566	.25587
Check ?	Chk Pass	Chk Pass	Chk Pass	Chk Pass	Chk Pass	Chk Pass	Chk Pass	Chk Pass
Value								
Range								

Elem	Mo2020	Na5895	Ni2316	Pb2203	Sb2175	Se1960	Sn1899	Ti3372
IS Ref	(Y_2243)	(Y_3710)	(In2306)	(Y_2243)	(Y_2243)	(Y_2243)	(In2306)	(Y_3600)
Units	ppb	ppb	ppb	ppb	ppb	ppb	ppb	ppb
Avg	2004.1	49670.	1999.7	484.50	506.9	506.70	5110.9	4948.2
Stddev	6.1	35.	6.4	1.37	1.7	2.72	19.0	14.6
%RSD	.30412	.07103	.32146	.28264	.3402	.53628	.37111	.29429
Check ?	Chk Pass	Chk Pass	Chk Pass	Chk Pass	Chk Pass	Chk Pass	Chk Pass	Chk Pass
Value								
Range								

PDF created with pdfFactory Pro trial version www.pdffactory.com

Sample Name: CCV-2632473 Acquired: 7/28/2016 10:02:25 Type: QC
Method: ICP I9 Method 200.7-6010(v139) Mode: CONC Corr. Factor: 1.000000
User: analyst Custom ID1: Custom ID2: Custom ID3:
Comment:

Elem	Tl1908	V_2908	Zn2062	Si2516	Sr3464
IS Ref	(In2306)	(Y_3710)	(In2306)	(Y_3710)	(Y_3710)
Units	ppb	ppb	ppb	ppb	ppb
Avg	1001.4	2004.2	2033.3	5200.2	4943.8
Stddev	5.4	3.4	7.8	39.0	6.5
%RSD	.53644	.16740	.38339	.75086	.13242
Check ?	Chk Pass	Chk Pass	Chk Pass	Chk Pass	Chk Pass
Value					
Range					

Int. Std.	In2306	Y_2243	Y_3600	Y_3710
Units	Cts/S	Cts/S	Cts/S	Cts/S
Avg	5178.9	4229.8	58601.	8083.6
Stddev	5.0	3.8	157.	10.4
%RSD	.09711	.08889	.26794	.12805

PDF created with pdfFactory Pro trial version www.pdffactory.com

Sample Name: CCB Acquired: 7/28/2016 10:06:20 Type: QC
Method: ICP I9 Method 200.7-6010(v139) Mode: CONC Corr. Factor: 1.000000
User: analyst Custom ID1: Custom ID2: Custom ID3:
Comment:

Elem	Ag3280	Al3082	As1890	B_1826	Ba4554	Be3130	Ca3179	Cd2288
IS Ref	(Y_3600)	(Y_3710)	(Y_2243)	(Y_2243)	(Y_3710)	(Y_3710)	(Y_3710)	(Y_2243)
Units	ppb	ppb	ppb	ppb	ppb	ppb	ppb	ppb
Avg	.00804	12.393	.54258	8.0233	.07208	.10344	-11.396	-.0732
Stddev	.29228	22.536	1.9367	.2552	.16404	.09786	1.407	.0800
%RSD	3637.2	181.85	356.94	3.1809	227.58	94.602	12.343	109.2
Check ?	Chk Pass	Chk Pass	Chk Pass	Chk Pass	Chk Pass	Chk Pass	Chk Pass	Chk Pass
High Limit								
Low Limit								

Elem	Co2286	Cr2677	Cu3273	Fe2599	K_7664	Li6707	Mg2790	Mn2576
IS Ref	(In2306)	(Y_3600)	(Y_3600)	(Y_3710)	(Y_3710)	(Y_3710)	(Y_3710)	(Y_3600)
Units	ppb	ppb	ppb	ppb	ppb	ppb	ppb	ppb
Avg	.03332	.03283	-.78707	2.6868	65.483	3.8063	.31928	-.86533
Stddev	.31121	.06274	.44169	.2491	25.934	1.6428	8.8862	.04092
%RSD	934.13	191.14	56.118	9.2709	39.605	43.159	2783.2	4.7283
Check ?	Chk Pass	Chk Pass	Chk Pass	Chk Pass	Chk Pass	Chk Pass	Chk Pass	Chk Pass
High Limit								
Low Limit								

Elem	Mo2020	Na5895	Ni2316	Pb2203	Sb2175	Se1960	Sn1899	Ti3372
IS Ref	(Y_2243)	(Y_3710)	(In2306)	(Y_2243)	(Y_2243)	(Y_2243)	(In2306)	(Y_3600)
Units	ppb	ppb	ppb	ppb	ppb	ppb	ppb	ppb
Avg	2.9524	10.706	-.29479	.73263	-1.111	.98980	.28591	2.0355
Stddev	.1382	.966	.91024	.97441	.750	1.0800	.33085	.1763
%RSD	4.6804	9.0224	308.78	133.00	67.54	109.11	115.72	8.6590
Check ?	Chk Pass	Chk Pass	Chk Pass	Chk Pass	Chk Pass	Chk Pass	Chk Pass	Chk Pass
High Limit								
Low Limit								

PDF created with pdfFactory Pro trial version www.pdffactory.com

Sample Name: CCB Acquired: 7/28/2016 10:06:20 Type: QC
Method: ICP I9 Method 200.7-6010(v139) Mode: CONC Corr. Factor: 1.000000
User: analyst Custom ID1: Custom ID2: Custom ID3:
Comment:

Elem	Tl1908	V_2908	Zn2062	Si2516	Sr3464
IS Ref	(In2306)	(Y_3710)	(In2306)	(Y_3710)	(Y_3710)
Units	ppb	ppb	ppb	ppb	ppb
Avg	.55591	-1.3630	-1.6707	-17.295	2.2556
Stddev	1.0188	.8578	.0301	7.607	3.8589
%RSD	183.27	62.939	1.8014	43.982	171.08
Check ?	Chk Pass	Chk Pass	Chk Pass	Chk Pass	Chk Pass
High Limit					
Low Limit					

Int. Std.	In2306	Y_2243	Y_3600	Y_3710
Units	Cts/S	Cts/S	Cts/S	Cts/S
Avg	5852.1	4414.9	61905.	8253.0
Stddev	4.5	3.0	172.	27.7
%RSD	.07611	.06878	.27857	.33526

PDF created with pdfFactory Pro trial version www.pdffactory.com

Sample Name: CRI-2593004 Acquired: 7/28/2016 10:16:01 Type: QC
Method: ICP I9 Method 200.7-6010(v139) Mode: CONC Corr. Factor: 1.000000
User: analyst Custom ID1: Custom ID2: Custom ID3:
Comment:

Elem	Ag3280	Al3082	As1890	B_1826	Ba4554	Be3130	Ca3179	Cd2288
IS Ref	(Y_3600)	(Y_3710)	(Y_2243)	(Y_2243)	(Y_3710)	(Y_3710)	(Y_3710)	(Y_2243)
Units	ppb	ppb	ppb	ppb	ppb	ppb	ppb	ppb
Avg	9.7969	205.27	15.906	205.42	196.26	5.0470	5114.6	4.891
Stddev	.4950	13.19	.799	.68	.30	.0547	24.7	.008
%RSD	5.0531	6.4274	5.0253	.32903	.15480	1.0831	.48315	.1711
Check ?	Chk Pass	Chk Pass	Chk Pass	Chk Pass	Chk Pass	Chk Pass	Chk Pass	Chk Pass
Value								
Range								

Elem	Co2286	Cr2677	Cu3273	Fe2599	K_7664	Li6707	Mg2790	Mn2576
IS Ref	(In2306)	(Y_3600)	(Y_3600)	(Y_3710)	(Y_3710)	(Y_3710)	(Y_3710)	(Y_3600)
Units	ppb	ppb	ppb	ppb	ppb	ppb	ppb	ppb
Avg	9.6482	10.451	19.373	212.74	4948.7	46.616	5168.5	13.206
Stddev	.1945	.149	.182	.68	18.1	1.186	8.8	.062
%RSD	2.0157	1.4237	.93751	.32095	.36592	2.5439	.17097	.46600
Check ?	Chk Pass	Chk Pass	Chk Pass	Chk Pass	Chk Pass	Chk Pass	Chk Pass	Chk Pass
Value								
Range								

Elem	Mo2020	Na5895	Ni2316	Pb2203	Sb2175	Se1960	Sn1899	Ti3372
IS Ref	(Y_2243)	(Y_3710)	(In2306)	(Y_2243)	(Y_2243)	(Y_2243)	(In2306)	(Y_3600)
Units	ppb	ppb	ppb	ppb	ppb	ppb	ppb	ppb
Avg	40.362	4969.2	39.645	9.3173	19.42	19.757	98.720	51.177
Stddev	.103	21.0	.488	1.4996	1.21	2.550	.583	.338
%RSD	.25614	.42253	1.2316	16.095	6.230	12.906	.59043	.66078
Check ?	Chk Pass	Chk Pass	Chk Pass	Chk Pass	Chk Pass	Chk Pass	Chk Pass	Chk Pass
Value								
Range								

PDF created with pdfFactory Pro trial version www.pdffactory.com

Sample Name: CRI-2593004 Acquired: 7/28/2016 10:16:01 Type: QC
Method: ICP I9 Method 200.7-6010(v139) Mode: CONC Corr. Factor: 1.000000
User: analyst Custom ID1: Custom ID2: Custom ID3:
Comment:

Elem	Tl1908	V_2908	Zn2062	Si2516	Sr3464
IS Ref	(In2306)	(Y_3710)	(In2306)	(Y_3710)	(Y_3710)
Units	ppb	ppb	ppb	ppb	ppb
Avg	20.300	9.3667	44.946	484.83	52.561
Stddev	.435	.8492	.053	4.87	4.847
%RSD	2.1425	9.0664	.11748	1.0035	9.2224
Check ?	Chk Pass	Chk Pass	Chk Pass	Chk Pass	Chk Pass
Value					
Range					

Int. Std.	In2306	Y_2243	Y_3600	Y_3710
Units	Cts/S	Cts/S	Cts/S	Cts/S
Avg	5756.9	4389.6	61369.	8136.3
Stddev	4.1	5.1	94.	71.3
%RSD	.07179	.11532	.15280	.87653

PDF created with pdfFactory Pro trial version www.pdffactory.com

Sample Name: mb 240-239991/1-a Acquired: 7/28/2016 10:20:09 Type: QC
Method: ICP I9 Method 200.7-6010(v139) Mode: CONC Corr. Factor: 1.000000
User: analyst Custom ID1: Custom ID2: Custom ID3:
Comment:

Elem	Ag3280	Al3082	As1890	B_1826	Ba4554	Be3130	Ca3179	Cd2288
IS Ref	(Y_3600)	(Y_3710)	(Y_2243)	(Y_2243)	(Y_3710)	(Y_3710)	(Y_3710)	(Y_2243)
Units	ppb	ppb	ppb	ppb	ppb	ppb	ppb	ppb
Avg	-.01818	7.4441	.75304	7.0537	.93921	.01469	266.83	-.0089
Stddev	.44156	16.817	1.5738	.7540	.06257	.02305	1.40	.0411
%RSD	2428.8	225.91	208.99	10.690	6.6625	156.97	.52389	463.6
Check ?	Chk Pass	Chk Pass	Chk Pass	Chk Pass	Chk Pass	Chk Pass	Chk Pass	Chk Pass
High Limit								
Low Limit								

Elem	Co2286	Cr2677	Cu3273	Fe2599	K_7664	Li6707	Mg2790	Mn2576
IS Ref	(In2306)	(Y_3600)	(Y_3600)	(Y_3710)	(Y_3710)	(Y_3710)	(Y_3710)	(Y_3600)
Units	ppb	ppb	ppb	ppb	ppb	ppb	ppb	ppb
Avg	-.09503	.09743	1.7004	15.570	57.988	-11.358	101.38	-2.0110
Stddev	.18250	.26995	.6901	2.016	17.697	2.071	11.73	.0583
%RSD	192.06	277.06	40.581	12.948	30.518	18.230	11.571	2.9006
Check ?	Chk Pass	Chk Pass	Chk Pass	Chk Pass	Chk Pass	Chk Pass	Chk Pass	Chk Pass
High Limit								
Low Limit								

Elem	Mo2020	Na5895	Ni2316	Pb2203	Sb2175	Se1960	Sn1899	Ti3372
IS Ref	(Y_2243)	(Y_3710)	(In2306)	(Y_2243)	(Y_2243)	(Y_2243)	(In2306)	(Y_3600)
Units	ppb	ppb	ppb	ppb	ppb	ppb	ppb	ppb
Avg	-.92455	64.315	.97290	.27130	-1.393	-.54833	-.61163	.08473
Stddev	.26186	5.826	.57934	1.5142	1.127	.96245	.66505	.18504
%RSD	28.323	9.0590	59.548	558.15	80.91	175.52	108.73	218.39
Check ?	Chk Pass	Chk Pass	Chk Pass	Chk Pass	Chk Pass	Chk Pass	Chk Pass	Chk Pass
High Limit								
Low Limit								

PDF created with pdfFactory Pro trial version www.pdffactory.com

Sample Name: mb 240-239991/1-a Acquired: 7/28/2016 10:20:09 Type: QC
Method: ICP I9 Method 200.7-6010(v139) Mode: CONC Corr. Factor: 1.000000
User: analyst Custom ID1: Custom ID2: Custom ID3:
Comment:

Elem	Tl1908	V_2908	Zn2062	Si2516	Sr3464
IS Ref	(In2306)	(Y_3710)	(In2306)	(Y_3710)	(Y_3710)
Units	ppb	ppb	ppb	ppb	ppb
Avg	-.59003	-1.0501	1.7049	120.78	1.4135
Stddev	1.1917	1.3406	.0521	8.60	3.9438
%RSD	201.97	127.67	3.0568	7.1243	279.01
Check ?	Chk Pass	Chk Pass	Chk Pass	Chk Pass	Chk Pass
High Limit					
Low Limit					

Int. Std.	In2306	Y_2243	Y_3600	Y_3710
Units	Cts/S	Cts/S	Cts/S	Cts/S
Avg	5920.2	4465.3	62620.	8267.5
Stddev	2.2	7.8	117.	12.5
%RSD	.03684	.17402	.18691	.15098

PDF created with pdfFactory Pro trial version www.pdffactory.com

Sample Name: lcs 240-239991/2-a Acquired: 7/28/2016 10:24:23 Type: QC
Method: ICP I9 Method 200.7-6010(v139) Mode: CONC Corr. Factor: 1.000000
User: analyst Custom ID1: Custom ID2: Custom ID3:
Comment:

Elem	Ag3280	Al3082	As1890	B_1826	Ba4554	Be3130	Ca3179
IS Ref	(Y_3600)	(Y_3710)	(Y_2243)	(Y_2243)	(Y_3710)	(Y_3710)	(Y_3710)
Units	ppb	ppb	ppb	ppb	ppb	ppb	ppb
Avg	51.377	2129.5	2107.8	1060.2	1966.6	51.260	51507.
Stddev	.580	15.0	6.6	.6	1.5	.279	84.
%RSD	1.1295	.70385	.31285	.05682	.07789	.54369	.16345
Check ?	Chk Pass	Chk Pass	Chk Pass	Chk Pass	Chk Pass	Chk Pass	Chk Pass
Value							
Range							

Elem	Cd2288	Co2286	Cr2677	Cu3273	Fe2599	K_7664	Li6707
IS Ref	(Y_2243)	(In2306)	(Y_3600)	(Y_3600)	(Y_3710)	(Y_3710)	(Y_3710)
Units	ppb	ppb	ppb	ppb	ppb	ppb	ppb
Avg	52.61	506.85	203.57	256.51	1062.4	50566.	1026.1
Stddev	.18	1.17	.38	1.25	7.0	64.	1.6
%RSD	.3502	.23125	.18830	.48797	.65614	.12665	.15172
Check ?	Chk Pass	Chk Pass	Chk Pass	Chk Pass	Chk Pass	Chk Pass	Chk Pass
Value							
Range							

Elem	Mg2790	Mn2576	Mo2020	Na5895	Ni2316	Pb2203	Sb2175
IS Ref	(Y_3710)	(Y_3600)	(Y_2243)	(Y_3710)	(In2306)	(Y_2243)	(Y_2243)
Units	ppb	ppb	ppb	ppb	ppb	ppb	ppb
Avg	50932.	513.80	1004.8	50619.	518.26	502.90	521.7
Stddev	19.	1.00	3.7	68.	1.47	.88	2.3
%RSD	.03788	.19446	.37228	.13386	.28314	.17505	.4503
Check ?	Chk Pass	Chk Pass	Chk Pass	Chk Pass	Chk Pass	Chk Pass	Chk Pass
Value							
Range							

PDF created with pdfFactory Pro trial version www.pdffactory.com

Sample Name: lcs 240-239991/2-a Acquired: 7/28/2016 10:24:23 Type: QC
Method: ICP I9 Method 200.7-6010(v139) Mode: CONC Corr. Factor: 1.000000
User: analyst Custom ID1: Custom ID2: Custom ID3:
Comment:

Elem	Se1960	Sn1899	Ti3372	Tl1908	V_2908	Zn2062	Si2516
IS Ref	(Y_2243)	(In2306)	(Y_3600)	(In2306)	(Y_3710)	(In2306)	(Y_3710)
Units	ppb	ppb	ppb	ppb	ppb	ppb	ppb
Avg	2141.8	2046.2	1010.5	2021.7	513.84	529.96	F 1202.2
Stddev	4.7	3.7	.4	5.9	2.74	.78	11.4
%RSD	.22104	.18164	.03833	.29255	.53293	.14714	.94717
Check ?	Chk Pass	Chk Pass	Chk Pass	Chk Pass	Chk Pass	Chk Pass	Chk Fail
Value							1000.0
Range							15.500%

Elem	Sr3464
IS Ref	(Y_3710)
Units	ppb
Avg	1005.6
Stddev	3.6
%RSD	.36102
Check ?	Chk Pass
Value	
Range	

Int. Std.	In2306	Y_2243	Y_3600	Y_3710
Units	Cts/S	Cts/S	Cts/S	Cts/S
Avg	5321.5	4268.1	59159.	8195.6
Stddev	6.6	4.4	60.	27.2
%RSD	.12385	.10404	.10206	.33185

PDF created with pdfFactory Pro trial version www.pdffactory.com

Sample Name: 240-67260-i-1-d Acquired: 7/28/2016 10:28:09 Type: Unk
Method: ICP I9 Method 200.7-6010(v139) Mode: CONC Corr. Factor: 1.000000
User: analyst Custom ID1: Custom ID2: Custom ID3:
Comment:

Elem	Ag3280	Al3082	As1890	B_1826	Ba4554	Be3130
IS Ref	(Y_3600)	(Y_3710)	(Y_2243)	(Y_2243)	(Y_3710)	(Y_3710)
Units	ppb	ppb	ppb	ppb	ppb	ppb
Avg	-1.2062	90.097	21.253	45.844	12.771	.02002
Stddev	.6563	6.147	.299	1.073	.176	.04112
%RSD	54.410	6.8226	1.4051	2.3397	1.3767	205.40
Check ?	Chk Pass	Chk Pass	Chk Pass	Chk Pass	Chk Pass	Chk Pass
High Limit						
Low Limit						

Elem	Ca3179	Cd2288	Co2286	Cr2677	Cu3273	Fe2599
IS Ref	(Y_3710)	(Y_2243)	(In2306)	(Y_3600)	(Y_3600)	(Y_3710)
Units	ppb	ppb	ppb	ppb	ppb	ppb
Avg	2997.2	-.0889	1.1525	19.838	17.009	3073.9
Stddev	16.2	.1269	.4406	.413	.521	14.9
%RSD	.54139	142.7	38.233	2.0840	3.0626	.48604
Check ?	Chk Pass	Chk Pass	Chk Pass	Chk Pass	Chk Pass	Chk Pass
High Limit						
Low Limit						

Elem	K_7664	Li6707	Mg2790	Mn2576	Mo2020	Na5895
IS Ref	(Y_3710)	(Y_3710)	(Y_3710)	(Y_3600)	(Y_2243)	(Y_3710)
Units	ppb	ppb	ppb	ppb	ppb	ppb
Avg	4632.9	745.96	872.45	38.619	5.5924	F 2268000.
Stddev	31.2	4.84	19.66	.238	.1879	115540.
%RSD	.67338	.64936	2.2535	.61710	3.3604	5.0945
Check ?	Chk Pass	Chk Pass	Chk Pass	Chk Pass	Chk Pass	Chk Fail
High Limit						500000.
Low Limit						-500000.

PDF created with pdfFactory Pro trial version www.pdffactory.com

Sample Name: 240-67260-i-1-d Acquired: 7/28/2016 10:28:09 Type: Unk
Method: ICP I9 Method 200.7-6010(v139) Mode: CONC Corr. Factor: 1.000000
User: analyst Custom ID1: Custom ID2: Custom ID3:
Comment:

Elem	Ni2316	Pb2203	Sb2175	Se1960	Sn1899	Ti3372
IS Ref	(In2306)	(Y_2243)	(Y_2243)	(Y_2243)	(In2306)	(Y_3600)
Units	ppb	ppb	ppb	ppb	ppb	ppb
Avg	30.478	.76921	-.6649	25.782	7.6032	6.4773
Stddev	.948	1.5472	1.268	2.007	.3693	.1957
%RSD	3.1116	201.14	190.7	7.7831	4.8577	3.0217
Check ?	Chk Pass	Chk Pass	Chk Pass	Chk Pass	Chk Pass	Chk Pass
High Limit						
Low Limit						

Elem	Tl1908	V_2908	Zn2062	Si2516	Sr3464
IS Ref	(In2306)	(Y_3710)	(In2306)	(Y_3710)	(Y_3710)
Units	ppb	ppb	ppb	ppb	ppb
Avg	-17.602	-.22229	19.733	2093.9	28.037
Stddev	1.145	3.0094	.375	12.1	2.289
%RSD	6.5056	1353.8	1.9019	.57621	8.1646
Check ?	Chk Pass	Chk Pass	Chk Pass	Chk Pass	Chk Pass
High Limit					
Low Limit					

Int. Std.	In2306	Y_2243	Y_3600	Y_3710
Units	Cts/S	Cts/S	Cts/S	Cts/S
Avg	3847.9	3444.6	45133.	7700.2
Stddev	5.5	10.0	110.	51.5
%RSD	.14197	.29168	.24390	.66855
Check ?	Chk Pass	Chk Pass	Chk Pass	Chk Pass
Value	65.562%	77.676%	72.763%	93.507%
Range				

PDF created with pdfFactory Pro trial version www.pdffactory.com

Sample Name: CCV-2632473 Acquired: 7/28/2016 10:32:27 Type: QC
Method: ICP I9 Method 200.7-6010(v139) Mode: CONC Corr. Factor: 1.000000
User: analyst Custom ID1: Custom ID2: Custom ID3:
Comment:

Elem	Ag3280	Al3082	As1890	B_1826	Ba4554	Be3130	Ca3179	Cd2288
IS Ref	(Y_3600)	(Y_3710)	(Y_2243)	(Y_2243)	(Y_3710)	(Y_3710)	(Y_3710)	(Y_2243)
Units	ppb	ppb	ppb	ppb	ppb	ppb	ppb	ppb
Avg	984.12	25663.	494.79	5052.9	1946.3	1977.7	50990.	492.8
Stddev	5.29	83.	1.61	3.1	9.0	8.5	252.	1.5
%RSD	.53712	.32454	.32507	.06203	.46190	.43069	.49421	.3022
Check ?	Chk Pass	Chk Pass	Chk Pass	Chk Pass	Chk Pass	Chk Pass	Chk Pass	Chk Pass
Value								
Range								

Elem	Co2286	Cr2677	Cu3273	Fe2599	K_7664	Li6707	Mg2790	Mn2576
IS Ref	(In2306)	(Y_3600)	(Y_3600)	(Y_3710)	(Y_3710)	(Y_3710)	(Y_3710)	(Y_3600)
Units	ppb	ppb	ppb	ppb	ppb	ppb	ppb	ppb
Avg	1981.0	1931.5	1927.1	25436.	49743.	5158.5	49478.	1948.8
Stddev	7.2	12.5	11.2	93.	213.	15.5	154.	10.8
%RSD	.36263	.64667	.57873	.36655	.42866	.29964	.31177	.55529
Check ?	Chk Pass	Chk Pass	Chk Pass	Chk Pass	Chk Pass	Chk Pass	Chk Pass	Chk Pass
Value								
Range								

Elem	Mo2020	Na5895	Ni2316	Pb2203	Sb2175	Se1960	Sn1899	Ti3372
IS Ref	(Y_2243)	(Y_3710)	(In2306)	(Y_2243)	(Y_2243)	(Y_2243)	(In2306)	(Y_3600)
Units	ppb	ppb	ppb	ppb	ppb	ppb	ppb	ppb
Avg	2003.5	45443.	1984.4	487.52	507.0	507.77	5062.5	4874.7
Stddev	10.6	107.	4.3	1.05	2.7	3.81	19.7	9.1
%RSD	.53004	.23602	.21563	.21618	.5314	.75130	.38890	.18656
Check ?	Chk Pass	Chk Pass	Chk Pass	Chk Pass	Chk Pass	Chk Pass	Chk Pass	Chk Pass
Value								
Range								

PDF created with pdfFactory Pro trial version www.pdffactory.com

Sample Name: CCV-2632473 Acquired: 7/28/2016 10:32:27 Type: QC
Method: ICP I9 Method 200.7-6010(v139) Mode: CONC Corr. Factor: 1.000000
User: analyst Custom ID1: Custom ID2: Custom ID3:
Comment:

Elem	Tl1908	V_2908	Zn2062	Si2516	Sr3464
IS Ref	(In2306)	(Y_3710)	(In2306)	(Y_3710)	(Y_3710)
Units	ppb	ppb	ppb	ppb	ppb
Avg	998.68	2003.8	2014.1	5165.5	4936.1
Stddev	3.77	9.8	6.5	40.1	14.1
%RSD	.37798	.48669	.32400	.77604	.28569
Check ?	Chk Pass	Chk Pass	Chk Pass	Chk Pass	Chk Pass
Value					
Range					

Int. Std.	In2306	Y_2243	Y_3600	Y_3710
Units	Cts/S	Cts/S	Cts/S	Cts/S
Avg	5170.6	4214.3	58703.	7994.8
Stddev	6.8	7.1	320.	19.4
%RSD	.13151	.16865	.54530	.24318

PDF created with pdfFactory Pro trial version www.pdffactory.com

Sample Name: CCB Acquired: 7/28/2016 10:36:18 Type: QC
Method: ICP I9 Method 200.7-6010(v139) Mode: CONC Corr. Factor: 1.000000
User: analyst Custom ID1: Custom ID2: Custom ID3:
Comment:

Elem	Ag3280	Al3082	As1890	B_1826	Ba4554	Be3130	Ca3179
IS Ref	(Y_3600)	(Y_3710)	(Y_2243)	(Y_2243)	(Y_3710)	(Y_3710)	(Y_3710)
Units	ppb	ppb	ppb	ppb	ppb	ppb	ppb
Avg	.00030	-5.0435	.86087	8.4379	.06760	.07633	-7.0861
Stddev	.17200	12.779	2.3131	.4536	.12015	.01934	.7367
%RSD	57770.	253.38	268.69	5.3763	177.74	25.337	10.396
Check ?	Chk Pass	Chk Pass	Chk Pass	Chk Pass	Chk Pass	Chk Pass	Chk Pass
High Limit							
Low Limit							

Elem	Cd2288	Co2286	Cr2677	Cu3273	Fe2599	K_7664	Li6707
IS Ref	(Y_2243)	(In2306)	(Y_3600)	(Y_3600)	(Y_3710)	(Y_3710)	(Y_3710)
Units	ppb	ppb	ppb	ppb	ppb	ppb	ppb
Avg	-.1145	-.11992	.08234	-1.1446	.41181	242.05	29.336
Stddev	.0573	.20001	.07816	.6043	.74921	2.80	2.574
%RSD	50.05	166.78	94.917	52.792	181.93	1.1571	8.7746
Check ?	Chk Pass	Chk Pass	Chk Pass	Chk Pass	Chk Pass	Chk Pass	Chk Pass
High Limit							
Low Limit							

Elem	Mg2790	Mn2576	Mo2020	Na5895	Ni2316	Pb2203	Sb2175
IS Ref	(Y_3710)	(Y_3600)	(Y_2243)	(Y_3710)	(In2306)	(Y_2243)	(Y_2243)
Units	ppb	ppb	ppb	ppb	ppb	ppb	ppb
Avg	10.579	-.61011	2.8165	F 1552.5	.07140	-.98335	.2783
Stddev	11.530	.01646	.0788	41.0	.13941	.63032	2.020
%RSD	109.00	2.6975	2.7989	2.6388	195.24	64.099	725.9
Check ?	Chk Pass	Chk Pass	Chk Pass	Chk Fail	Chk Pass	Chk Pass	Chk Pass
High Limit				1000.0			
Low Limit				-1000.0			

PDF created with pdfFactory Pro trial version www.pdffactory.com

Sample Name: CCB Acquired: 7/28/2016 10:36:18 Type: QC
Method: ICP I9 Method 200.7-6010(v139) Mode: CONC Corr. Factor: 1.000000
User: analyst Custom ID1: Custom ID2: Custom ID3:
Comment:

Elem	Se1960	Sn1899	Ti3372	Tl1908	V_2908	Zn2062	Si2516
IS Ref	(Y_2243)	(In2306)	(Y_3600)	(In2306)	(Y_3710)	(In2306)	(Y_3710)
Units	ppb	ppb	ppb	ppb	ppb	ppb	ppb
Avg	1.9185	.55895	1.4794	-1.1883	.51721	-1.4546	-14.398
Stddev	1.1010	.40694	.3388	1.0647	2.0471	.1652	1.759
%RSD	57.389	72.804	22.899	89.603	395.80	11.355	12.216
Check ?	Chk Pass	Chk Pass	Chk Pass	Chk Pass	Chk Pass	Chk Pass	Chk Pass
High Limit							
Low Limit							

Elem	Sr3464
IS Ref	(Y_3710)
Units	ppb
Avg	1.2646
Stddev	5.2122
%RSD	412.16
Check ?	Chk Pass
High Limit	
Low Limit	

Int. Std.	In2306	Y_2243	Y_3600	Y_3710
Units	Cts/S	Cts/S	Cts/S	Cts/S
Avg	5839.0	4400.2	61700.	8131.7
Stddev	8.6	7.2	281.	48.0
%RSD	.14650	.16335	.45617	.59049

PDF created with pdfFactory Pro trial version www.pdffactory.com

Sample Name: 240-67596-a-1-a Acquired: 7/28/2016 10:40:26 Type: Unk
Method: ICP I9 Method 200.7-6010(v139) Mode: CONC Corr. Factor: 1.000000
User: analyst Custom ID1: Custom ID2: Custom ID3:
Comment:

Elem	Ag3280	Al3082	As1890	B_1826	Ba4554	Be3130	Ca3179
IS Ref	(Y_3600)	(Y_3710)	(Y_2243)	(Y_2243)	(Y_3710)	(Y_3710)	(Y_3710)
Units	ppb	ppb	ppb	ppb	ppb	ppb	ppb
Avg	-.70531	137.23	1.6405	62.031	176.17	.02906	126350.
Stddev	.25090	6.00	.9944	.546	.80	.00444	489.
%RSD	35.572	4.3694	60.618	.87948	.45269	15.290	.38673
Check ?	Chk Pass	Chk Pass	Chk Pass	Chk Pass	Chk Pass	Chk Pass	Chk Pass
High Limit							
Low Limit							

Elem	Cd2288	Co2286	Cr2677	Cu3273	Fe2599	K_7664	Li6707
IS Ref	(Y_2243)	(In2306)	(Y_3600)	(Y_3600)	(Y_3710)	(Y_3710)	(Y_3710)
Units	ppb	ppb	ppb	ppb	ppb	ppb	ppb
Avg	-.0031	-.22600	.93767	6.6180	310.84	9947.2	1069.1
Stddev	.0324	.06983	.11167	.2211	1.07	48.4	5.6
%RSD	1058.	30.899	11.909	3.3403	.34538	.48706	.52408
Check ?	Chk Pass	Chk Pass	Chk Pass	Chk Pass	Chk Pass	Chk Pass	Chk Pass
High Limit							
Low Limit							

Elem	Mg2790	Mn2576	Mo2020	Na5895	Ni2316	Pb2203	Sb2175
IS Ref	(Y_3710)	(Y_3600)	(Y_2243)	(Y_3710)	(In2306)	(Y_2243)	(Y_2243)
Units	ppb	ppb	ppb	ppb	ppb	ppb	ppb
Avg	41205.	74.208	3.9298	24386.	1.4237	.89902	-1.267
Stddev	131.	.215	.0635	58.	.1242	1.3044	1.466
%RSD	.31853	.28951	1.6157	.23815	8.7235	145.09	115.7
Check ?	Chk Pass	Chk Pass	Chk Pass	Chk Pass	Chk Pass	Chk Pass	Chk Pass
High Limit							
Low Limit							

PDF created with pdfFactory Pro trial version www.pdffactory.com

Sample Name: 240-67596-a-1-a Acquired: 7/28/2016 10:40:26 Type: Unk
Method: ICP I9 Method 200.7-6010(v139) Mode: CONC Corr. Factor: 1.000000
User: analyst Custom ID1: Custom ID2: Custom ID3:
Comment:

Elem	Se1960	Sn1899	Ti3372	Tl1908	V_2908	Zn2062	Si2516
IS Ref	(Y_2243)	(In2306)	(Y_3600)	(In2306)	(Y_3710)	(In2306)	(Y_3710)
Units	ppb	ppb	ppb	ppb	ppb	ppb	ppb
Avg	.31568	.16476	.38794	1.7319	.60362	138.87	9737.7
Stddev	1.9059	.70556	.04843	.4358	2.6654	1.36	63.8
%RSD	603.77	428.25	12.484	25.166	441.56	.98134	.65555
Check ?	Chk Pass	Chk Pass	Chk Pass	Chk Pass	Chk Pass	Chk Pass	Chk Pass
High Limit							
Low Limit							

Elem	Sr3464
IS Ref	(Y_3710)
Units	ppb
Avg	276.14
Stddev	2.81
%RSD	1.0174
Check ?	Chk Pass
High Limit	
Low Limit	

Int. Std.	In2306	Y_2243	Y_3600	Y_3710
Units	Cts/S	Cts/S	Cts/S	Cts/S
Avg	5448.5	4266.1	59442.	8188.6
Stddev	4.4	10.1	196.	21.5
%RSD	.08083	.23724	.33026	.26287
Check ?	Chk Pass	Chk Pass	Chk Pass	Chk Pass
Value	92.834%	96.202%	95.832%	99.438%
Range				

PDF created with pdfFactory Pro trial version www.pdffactory.com

Sample Name: 240-67596-a-2-a Acquired: 7/28/2016 10:44:29 Type: Unk
Method: ICP I9 Method 200.7-6010(v139) Mode: CONC Corr. Factor: 1.000000
User: analyst Custom ID1: Custom ID2: Custom ID3:
Comment:

Elem	Ag3280	Al3082	As1890	B_1826	Ba4554	Be3130	Ca3179
IS Ref	(Y_3600)	(Y_3710)	(Y_2243)	(Y_2243)	(Y_3710)	(Y_3710)	(Y_3710)
Units	ppb	ppb	ppb	ppb	ppb	ppb	ppb
Avg	-.22270	39.800	.92084	52.987	167.50	.04153	109890.
Stddev	.20773	20.622	.65320	.265	.52	.05188	541.
%RSD	93.279	51.814	70.935	.50029	.31074	124.92	.49206
Check ?	Chk Pass	Chk Pass	Chk Pass	Chk Pass	Chk Pass	Chk Pass	Chk Pass
High Limit							
Low Limit							

Elem	Cd2288	Co2286	Cr2677	Cu3273	Fe2599	K_7664	Li6707
IS Ref	(Y_2243)	(In2306)	(Y_3600)	(Y_3600)	(Y_3710)	(Y_3710)	(Y_3710)
Units	ppb	ppb	ppb	ppb	ppb	ppb	ppb
Avg	-.0194	-.25040	.91892	-.81071	530.54	10071.	1035.0
Stddev	.0883	.20482	.28925	.21074	.73	73.	8.3
%RSD	455.6	81.795	31.477	25.994	.13676	.72268	.80413
Check ?	Chk Pass	Chk Pass	Chk Pass	Chk Pass	Chk Pass	Chk Pass	Chk Pass
High Limit							
Low Limit							

Elem	Mg2790	Mn2576	Mo2020	Na5895	Ni2316	Pb2203	Sb2175
IS Ref	(Y_3710)	(Y_3600)	(Y_2243)	(Y_3710)	(In2306)	(Y_2243)	(Y_2243)
Units	ppb	ppb	ppb	ppb	ppb	ppb	ppb
Avg	46960.	15.543	4.1143	26410.	.47557	.83083	-.8905
Stddev	119.	.143	.3744	86.	.20266	1.1074	2.019
%RSD	.25277	.92127	9.1005	.32664	42.614	133.29	226.7
Check ?	Chk Pass	Chk Pass	Chk Pass	Chk Pass	Chk Pass	Chk Pass	Chk Pass
High Limit							
Low Limit							

PDF created with pdfFactory Pro trial version www.pdffactory.com

Sample Name: 240-67596-a-2-a Acquired: 7/28/2016 10:44:29 Type: Unk
Method: ICP I9 Method 200.7-6010(v139) Mode: CONC Corr. Factor: 1.000000
User: analyst Custom ID1: Custom ID2: Custom ID3:
Comment:

Elem	Se1960	Sn1899	Ti3372	Tl1908	V_2908	Zn2062	Si2516
IS Ref	(Y_2243)	(In2306)	(Y_3600)	(In2306)	(Y_3710)	(In2306)	(Y_3710)
Units	ppb	ppb	ppb	ppb	ppb	ppb	ppb
Avg	.22424	-.38896	.07290	.27654	-1.5422	-2.7944	9779.8
Stddev	2.2798	.35021	.11643	.51018	3.1655	.0646	14.0
%RSD	1016.7	90.037	159.73	184.49	205.26	2.3106	.14274
Check ?	Chk Pass	Chk Pass	Chk Pass	Chk Pass	Chk Pass	Chk Pass	Chk Pass
High Limit							
Low Limit							

Elem	Sr3464
IS Ref	(Y_3710)
Units	ppb
Avg	370.70
Stddev	2.24
%RSD	.60333
Check ?	Chk Pass
High Limit	
Low Limit	

Int. Std.	In2306	Y_2243	Y_3600	Y_3710
Units	Cts/S	Cts/S	Cts/S	Cts/S
Avg	5438.6	4259.1	59293.	8227.9
Stddev	5.1	6.6	117.	36.3
%RSD	.09428	.15469	.19709	.44136
Check ?	Chk Pass	Chk Pass	Chk Pass	Chk Pass
Value	92.664%	96.044%	95.592%	99.915%
Range				

PDF created with pdfFactory Pro trial version www.pdffactory.com

Sample Name: 240-67596-a-3-a Acquired: 7/28/2016 10:48:34 Type: Unk
Method: ICP I9 Method 200.7-6010(v139) Mode: CONC Corr. Factor: 1.000000
User: analyst Custom ID1: Custom ID2: Custom ID3:
Comment:

Elem	Ag3280	Al3082	As1890	B_1826	Ba4554	Be3130	Ca3179
IS Ref	(Y_3600)	(Y_3710)	(Y_2243)	(Y_2243)	(Y_3710)	(Y_3710)	(Y_3710)
Units	ppb	ppb	ppb	ppb	ppb	ppb	ppb
Avg	-.31314	4.3545	1.4434	57.094	169.08	.07468	122530.
Stddev	.35642	20.828	.9303	.935	.46	.05452	804.
%RSD	113.82	478.32	64.453	1.6371	.27425	73.013	.65602
Check ?	Chk Pass	Chk Pass	Chk Pass	Chk Pass	Chk Pass	Chk Pass	Chk Pass
High Limit							
Low Limit							

Elem	Cd2288	Co2286	Cr2677	Cu3273	Fe2599	K_7664	Li6707
IS Ref	(Y_2243)	(In2306)	(Y_3600)	(Y_3600)	(Y_3710)	(Y_3710)	(Y_3710)
Units	ppb	ppb	ppb	ppb	ppb	ppb	ppb
Avg	-.0138	-.11774	.94974	.23766	12.196	9676.8	1025.2
Stddev	.0882	.19851	.31408	1.3160	.466	63.3	1.5
%RSD	640.6	168.59	33.071	553.72	3.8225	.65399	.14291
Check ?	Chk Pass	Chk Pass	Chk Pass	Chk Pass	Chk Pass	Chk Pass	Chk Pass
High Limit							
Low Limit							

Elem	Mg2790	Mn2576	Mo2020	Na5895	Ni2316	Pb2203	Sb2175
IS Ref	(Y_3710)	(Y_3600)	(Y_2243)	(Y_3710)	(In2306)	(Y_2243)	(Y_2243)
Units	ppb	ppb	ppb	ppb	ppb	ppb	ppb
Avg	40211.	25.702	3.2496	23909.	.72289	.99347	-.3799
Stddev	222.	.169	.1649	55.	.10805	1.1495	1.453
%RSD	.55116	.65816	5.0742	.23128	14.947	115.70	382.4
Check ?	Chk Pass	Chk Pass	Chk Pass	Chk Pass	Chk Pass	Chk Pass	Chk Pass
High Limit							
Low Limit							

PDF created with pdfFactory Pro trial version www.pdffactory.com

Sample Name: 240-67596-a-3-a Acquired: 7/28/2016 10:48:34 Type: Unk
Method: ICP I9 Method 200.7-6010(v139) Mode: CONC Corr. Factor: 1.000000
User: analyst Custom ID1: Custom ID2: Custom ID3:
Comment:

Elem	Se1960	Sn1899	Ti3372	Tl1908	V_2908	Zn2062	Si2516
IS Ref	(Y_2243)	(In2306)	(Y_3600)	(In2306)	(Y_3710)	(In2306)	(Y_3710)
Units	ppb	ppb	ppb	ppb	ppb	ppb	ppb
Avg	-1.6010	-.13924	.10363	1.0643	-1.0394	30.739	9465.8
Stddev	2.1855	.13319	.13836	.7586	1.7415	.339	98.3
%RSD	136.51	95.651	133.52	71.280	167.55	1.1043	1.0381
Check ?	Chk Pass	Chk Pass	Chk Pass	Chk Pass	Chk Pass	Chk Pass	Chk Pass
High Limit							
Low Limit							

Elem	Sr3464
IS Ref	(Y_3710)
Units	ppb
Avg	264.29
Stddev	2.03
%RSD	.76895
Check ?	Chk Pass
High Limit	
Low Limit	

Int. Std.	In2306	Y_2243	Y_3600	Y_3710
Units	Cts/S	Cts/S	Cts/S	Cts/S
Avg	5446.3	4260.5	59369.	8253.5
Stddev	6.8	3.3	84.	36.5
%RSD	.12417	.07755	.14162	.44250
Check ?	Chk Pass	Chk Pass	Chk Pass	Chk Pass
Value	92.795%	96.076%	95.714%	100.23%
Range				

PDF created with pdfFactory Pro trial version www.pdffactory.com

Sample Name: 240-67596-a-4-a Acquired: 7/28/2016 10:52:37 Type: Unk
Method: ICP I9 Method 200.7-6010(v139) Mode: CONC Corr. Factor: 1.000000
User: analyst Custom ID1: Custom ID2: Custom ID3:
Comment:

Elem	Ag3280	Al3082	As1890	B_1826	Ba4554	Be3130	Ca3179
IS Ref	(Y_3600)	(Y_3710)	(Y_2243)	(Y_2243)	(Y_3710)	(Y_3710)	(Y_3710)
Units	ppb	ppb	ppb	ppb	ppb	ppb	ppb
Avg	-.52574	11.339	1.8874	58.315	171.99	.07951	124270.
Stddev	.33677	9.473	.3801	.548	.52	.13206	397.
%RSD	64.057	83.538	20.138	.93896	.30042	166.08	.31918
Check ?	Chk Pass	Chk Pass	Chk Pass	Chk Pass	Chk Pass	Chk Pass	Chk Pass
High Limit							
Low Limit							

Elem	Cd2288	Co2286	Cr2677	Cu3273	Fe2599	K_7664	Li6707
IS Ref	(Y_2243)	(In2306)	(Y_3600)	(Y_3600)	(Y_3710)	(Y_3710)	(Y_3710)
Units	ppb	ppb	ppb	ppb	ppb	ppb	ppb
Avg	-.0723	.17714	1.2213	-.70000	1236.4	9792.2	1039.1
Stddev	.0321	.19353	.0615	.04582	10.8	30.8	2.5
%RSD	44.40	109.25	5.0371	6.5460	.87623	.31409	.23954
Check ?	Chk Pass	Chk Pass	Chk Pass	Chk Pass	Chk Pass	Chk Pass	Chk Pass
High Limit							
Low Limit							

Elem	Mg2790	Mn2576	Mo2020	Na5895	Ni2316	Pb2203	Sb2175
IS Ref	(Y_3710)	(Y_3600)	(Y_2243)	(Y_3710)	(In2306)	(Y_2243)	(Y_2243)
Units	ppb	ppb	ppb	ppb	ppb	ppb	ppb
Avg	40517.	14.266	2.6960	24234.	.73252	.14399	.3072
Stddev	109.	.115	.1881	74.	.14255	.29197	1.803
%RSD	.27013	.80873	6.9762	.30418	19.460	202.77	587.0
Check ?	Chk Pass	Chk Pass	Chk Pass	Chk Pass	Chk Pass	Chk Pass	Chk Pass
High Limit							
Low Limit							

PDF created with pdfFactory Pro trial version www.pdffactory.com

Sample Name: 240-67596-a-4-a Acquired: 7/28/2016 10:52:37 Type: Unk
Method: ICP I9 Method 200.7-6010(v139) Mode: CONC Corr. Factor: 1.000000
User: analyst Custom ID1: Custom ID2: Custom ID3:
Comment:

Elem	Se1960	Sn1899	Ti3372	Tl1908	V_2908	Zn2062	Si2516
IS Ref	(Y_2243)	(In2306)	(Y_3600)	(In2306)	(Y_3710)	(In2306)	(Y_3710)
Units	ppb	ppb	ppb	ppb	ppb	ppb	ppb
Avg	-1.6165	-.48285	-.09174	.69674	-2.5594	25.222	9546.4
Stddev	1.6837	.07000	.17970	.71301	2.7409	.129	88.8
%RSD	104.15	14.497	195.88	102.34	107.09	.50997	.92967
Check ?	Chk Pass	Chk Pass	Chk Pass	Chk Pass	Chk Pass	Chk Pass	Chk Pass
High Limit							
Low Limit							

Elem	Sr3464
IS Ref	(Y_3710)
Units	ppb
Avg	269.80
Stddev	.74
%RSD	.27291
Check ?	Chk Pass
High Limit	
Low Limit	

Int. Std.	In2306	Y_2243	Y_3600	Y_3710
Units	Cts/S	Cts/S	Cts/S	Cts/S
Avg	5442.2	4260.2	59118.	8210.8
Stddev	7.6	2.4	164.	16.6
%RSD	.13886	.05734	.27726	.20265
Check ?	Chk Pass	Chk Pass	Chk Pass	Chk Pass
Value	92.726%	96.069%	95.309%	99.707%
Range				

PDF created with pdfFactory Pro trial version www.pdffactory.com

Sample Name: CCV-2632473 Acquired: 7/28/2016 10:56:43 Type: QC
Method: ICP I9 Method 200.7-6010(v139) Mode: CONC Corr. Factor: 1.000000
User: analyst Custom ID1: Custom ID2: Custom ID3:
Comment:

Elem	Ag3280	Al3082	As1890	B_1826	Ba4554	Be3130	Ca3179	Cd2288
IS Ref	(Y_3600)	(Y_3710)	(Y_2243)	(Y_2243)	(Y_3710)	(Y_3710)	(Y_3710)	(Y_2243)
Units	ppb	ppb	ppb	ppb	ppb	ppb	ppb	ppb
Avg	994.43	25687.	496.02	5090.4	1943.7	1981.5	51190.	495.9
Stddev	2.55	59.	6.47	16.8	2.2	2.9	112.	1.9
%RSD	.25661	.22908	1.3045	.33015	.11523	.14648	.21810	.3822
Check ?	Chk Pass	Chk Pass	Chk Pass	Chk Pass	Chk Pass	Chk Pass	Chk Pass	Chk Pass
Value								
Range								

Elem	Co2286	Cr2677	Cu3273	Fe2599	K_7664	Li6707	Mg2790	Mn2576
IS Ref	(In2306)	(Y_3600)	(Y_3600)	(Y_3710)	(Y_3710)	(Y_3710)	(Y_3710)	(Y_3600)
Units	ppb	ppb	ppb	ppb	ppb	ppb	ppb	ppb
Avg	1992.2	1952.5	1944.6	25416.	49580.	5046.7	49521.	1975.3
Stddev	6.9	2.7	3.8	61.	123.	12.1	129.	1.2
%RSD	.34813	.13925	.19525	.23809	.24743	.24058	.26022	.06225
Check ?	Chk Pass	Chk Pass	Chk Pass	Chk Pass	Chk Pass	Chk Pass	Chk Pass	Chk Pass
Value								
Range								

Elem	Mo2020	Na5895	Ni2316	Pb2203	Sb2175	Se1960	Sn1899	Ti3372
IS Ref	(Y_2243)	(Y_3710)	(In2306)	(Y_2243)	(Y_2243)	(Y_2243)	(In2306)	(Y_3600)
Units	ppb	ppb	ppb	ppb	ppb	ppb	ppb	ppb
Avg	2010.8	48938.	1997.9	487.78	508.7	506.55	5096.9	4923.6
Stddev	10.3	68.	4.9	5.94	8.2	.66	18.4	14.5
%RSD	.51147	.13944	.24649	1.2181	1.607	.12967	.36148	.29530
Check ?	Chk Pass	Chk Pass	Chk Pass	Chk Pass	Chk Pass	Chk Pass	Chk Pass	Chk Pass
Value								
Range								

PDF created with pdfFactory Pro trial version www.pdffactory.com

Sample Name: CCV-2632473 Acquired: 7/28/2016 10:56:43 Type: QC
Method: ICP I9 Method 200.7-6010(v139) Mode: CONC Corr. Factor: 1.000000
User: analyst Custom ID1: Custom ID2: Custom ID3:
Comment:

Elem	Tl1908	V_2908	Zn2062	Si2516	Sr3464
IS Ref	(In2306)	(Y_3710)	(In2306)	(Y_3710)	(Y_3710)
Units	ppb	ppb	ppb	ppb	ppb
Avg	1004.6	2006.2	2027.3	5180.2	4938.2
Stddev	3.5	4.2	5.1	56.2	7.7
%RSD	.34922	.20697	.24934	1.0847	.15544
Check ?	Chk Pass	Chk Pass	Chk Pass	Chk Pass	Chk Pass
Value					
Range					

Int. Std.	In2306	Y_2243	Y_3600	Y_3710
Units	Cts/S	Cts/S	Cts/S	Cts/S
Avg	5166.7	4215.2	58359.	8011.4
Stddev	12.6	7.6	90.	4.1
%RSD	.24483	.17919	.15363	.05164

PDF created with pdfFactory Pro trial version www.pdffactory.com

Sample Name: CCB Acquired: 7/28/2016 11:00:33 Type: QC
Method: ICP I9 Method 200.7-6010(v139) Mode: CONC Corr. Factor: 1.000000
User: analyst Custom ID1: Custom ID2: Custom ID3:
Comment:

Elem	Ag3280	Al3082	As1890	B_1826	Ba4554	Be3130	Ca3179	Cd2288
IS Ref	(Y_3600)	(Y_3710)	(Y_2243)	(Y_2243)	(Y_3710)	(Y_3710)	(Y_3710)	(Y_2243)
Units	ppb	ppb	ppb	ppb	ppb	ppb	ppb	ppb
Avg	.01774	3.0051	.21347	8.2843	.08106	.10865	-6.8741	-.1411
Stddev	.05104	4.3183	.56685	.9392	.39752	.07416	3.4481	.0471
%RSD	287.67	143.70	265.54	11.338	490.41	68.258	50.161	33.36
Check ?	Chk Pass	Chk Pass	Chk Pass	Chk Pass	Chk Pass	Chk Pass	Chk Pass	Chk Pass
High Limit								
Low Limit								

Elem	Co2286	Cr2677	Cu3273	Fe2599	K_7664	Li6707	Mg2790	Mn2576
IS Ref	(In2306)	(Y_3600)	(Y_3600)	(Y_3710)	(Y_3710)	(Y_3710)	(Y_3710)	(Y_3600)
Units	ppb	ppb	ppb	ppb	ppb	ppb	ppb	ppb
Avg	.00615	.16085	-1.5939	1.1253	138.49	-2.0027	-4.1773	-.83981
Stddev	.35269	.18492	.2557	1.6858	7.19	1.1207	1.3827	.07401
%RSD	5735.5	114.96	16.043	149.81	5.1950	55.961	33.101	8.8123
Check ?	Chk Pass	Chk Pass	Chk Pass	Chk Pass	Chk Pass	Chk Pass	Chk Pass	Chk Pass
High Limit								
Low Limit								

Elem	Mo2020	Na5895	Ni2316	Pb2203	Sb2175	Se1960	Sn1899	Ti3372
IS Ref	(Y_2243)	(Y_3710)	(In2306)	(Y_2243)	(Y_2243)	(Y_2243)	(In2306)	(Y_3600)
Units	ppb	ppb	ppb	ppb	ppb	ppb	ppb	ppb
Avg	2.5923	253.11	.02856	-.33097	-.3296	-.70931	.20159	1.6844
Stddev	.2061	3.45	.21510	.33762	.3544	1.7609	.65627	.1612
%RSD	7.9496	1.3620	753.13	102.01	107.5	248.25	325.55	9.5708
Check ?	Chk Pass	Chk Pass	Chk Pass	Chk Pass	Chk Pass	Chk Pass	Chk Pass	Chk Pass
High Limit								
Low Limit								

PDF created with pdfFactory Pro trial version www.pdffactory.com

Sample Name: CCB Acquired: 7/28/2016 11:00:33 Type: QC
Method: ICP I9 Method 200.7-6010(v139) Mode: CONC Corr. Factor: 1.000000
User: analyst Custom ID1: Custom ID2: Custom ID3:
Comment:

Elem	Tl1908	V_2908	Zn2062	Si2516	Sr3464
IS Ref	(In2306)	(Y_3710)	(In2306)	(Y_3710)	(Y_3710)
Units	ppb	ppb	ppb	ppb	ppb
Avg	-.16998	-1.3865	-1.4466	-22.490	-3.1229
Stddev	.92428	.8229	.1203	7.108	2.0409
%RSD	543.75	59.353	8.3169	31.603	65.353
Check ?	Chk Pass	Chk Pass	Chk Pass	Chk Pass	Chk Pass
High Limit					
Low Limit					

Int. Std.	In2306	Y_2243	Y_3600	Y_3710
Units	Cts/S	Cts/S	Cts/S	Cts/S
Avg	5833.9	4393.3	61803.	8084.1
Stddev	4.8	2.1	100.	22.3
%RSD	.08282	.04774	.16195	.27595

PDF created with pdfFactory Pro trial version www.pdffactory.com

Sample Name: 190-11166-a-1-l Acquired: 7/28/2016 11:04:42 Type: Unk
Method: ICP I9 Method 200.7-6010(v139) Mode: CONC Corr. Factor: 1.000000
User: analyst Custom ID1: Custom ID2: Custom ID3:
Comment:

Elem	Ag3280	Al3082	As1890	B_1826	Ba4554	Be3130	Ca3179	Cd2288
IS Ref	(Y_3600)	(Y_3710)	(Y_2243)	(Y_2243)	(Y_3710)	(Y_3710)	(Y_3710)	(Y_2243)
Units	ppb	ppb	ppb	ppb	ppb	ppb	ppb	ppb
Avg	.03178	40.024	.28961	34.263	14.142	.08690	800.65	.0353
Stddev	.09747	2.287	1.9117	.355	.061	.10644	7.93	.2033
%RSD	306.70	5.7136	660.10	1.0359	.43097	122.48	.99063	575.4
Check ?	Chk Pass	Chk Pass	Chk Pass	Chk Pass	Chk Pass	Chk Pass	Chk Pass	Chk Pass
High Limit								
Low Limit								

Elem	Co2286	Cr2677	Cu3273	Fe2599	K_7664	Li6707	Mg2790	Mn2576
IS Ref	(In2306)	(Y_3600)	(Y_3600)	(Y_3710)	(Y_3710)	(Y_3710)	(Y_3710)	(Y_3600)
Units	ppb	ppb	ppb	ppb	ppb	ppb	ppb	ppb
Avg	4.0669	2.6231	45.441	2412.3	25114.	218.94	235.47	90.731
Stddev	.2027	.0768	.144	7.2	66.	.43	17.73	.182
%RSD	4.9832	2.9281	.31634	.29703	.26427	.19525	7.5295	.20087
Check ?	Chk Pass	Chk Pass	Chk Pass	Chk Pass	Chk Pass	Chk Pass	Chk Pass	Chk Pass
High Limit								
Low Limit								

Elem	Mo2020	Na5895	Ni2316	Pb2203	Sb2175	Se1960	Sn1899	Ti3372
IS Ref	(Y_2243)	(Y_3710)	(In2306)	(Y_2243)	(Y_2243)	(Y_2243)	(In2306)	(Y_3600)
Units	ppb	ppb	ppb	ppb	ppb	ppb	ppb	ppb
Avg	5.0103	7668.3	26.289	2.0454	-.3951	2.0656	70.683	1.1459
Stddev	.1541	18.7	.396	1.3968	1.807	1.1701	1.208	.1055
%RSD	3.0764	.24348	1.5072	68.289	457.5	56.650	1.7092	9.2063
Check ?	Chk Pass	Chk Pass	Chk Pass	Chk Pass	Chk Pass	Chk Pass	Chk Pass	Chk Pass
High Limit								
Low Limit								

PDF created with pdfFactory Pro trial version www.pdffactory.com

Sample Name: 190-11166-a-1-l Acquired: 7/28/2016 11:04:42 Type: Unk
Method: ICP I9 Method 200.7-6010(v139) Mode: CONC Corr. Factor: 1.000000
User: analyst Custom ID1: Custom ID2: Custom ID3:
Comment:

Elem	Tl1908	V_2908	Zn2062	Si2516	Sr3464
IS Ref	(In2306)	(Y_3710)	(In2306)	(Y_3710)	(Y_3710)
Units	ppb	ppb	ppb	ppb	ppb
Avg	-1.6784	-2.1351	493.69	81.514	2.7396
Stddev	.7631	.6741	6.02	11.336	1.2106
%RSD	45.467	31.575	1.2200	13.907	44.187
Check ?	Chk Pass	Chk Pass	Chk Pass	Chk Pass	Chk Pass
High Limit					
Low Limit					

Int. Std.	In2306	Y_2243	Y_3600	Y_3710
Units	Cts/S	Cts/S	Cts/S	Cts/S
Avg	5697.7	4370.5	61444.	8303.4
Stddev	17.6	9.2	157.	14.9
%RSD	.30973	.21081	.25538	.17958
Check ?	Chk Pass	Chk Pass	Chk Pass	Chk Pass
Value	97.079%	98.556%	99.058%	100.83%
Range				

PDF created with pdfFactory Pro trial version www.pdffactory.com

Sample Name: 190-11196-a-1-b@10 Acquired: 7/28/2016 11:08:46 Type: Unk
Method: ICP I9 Method 200.7-6010(v139) Mode: CONC Corr. Factor: 1.000000
User: analyst Custom ID1: Custom ID2: Custom ID3:
Comment:

Elem	Ag3280	Al3082	As1890	B_1826	Ba4554	Be3130	Ca3179
IS Ref	(Y_3600)	(Y_3710)	(Y_2243)	(Y_2243)	(Y_3710)	(Y_3710)	(Y_3710)
Units	ppb	ppb	ppb	ppb	ppb	ppb	ppb
Avg	-.59472	514.26	291.26	171.79	21.896	.05980	107370.
Stddev	.26017	11.43	1.87	.47	.128	.03128	474.
%RSD	43.747	2.2216	.64357	.27569	.58460	52.300	.44117
Check ?	Chk Pass	Chk Pass	Chk Pass	Chk Pass	Chk Pass	Chk Pass	Chk Pass
High Limit							
Low Limit							

Elem	Cd2288	Co2286	Cr2677	Cu3273	Fe2599	K_7664	Li6707
IS Ref	(Y_2243)	(In2306)	(Y_3600)	(Y_3600)	(Y_3710)	(Y_3710)	(Y_3710)
Units	ppb	ppb	ppb	ppb	ppb	ppb	ppb
Avg	-.1316	121.25	37.311	-1.0498	73751.	996.30	47.075
Stddev	.1318	.36	.404	.8905	249.	15.39	4.271
%RSD	100.2	.29721	1.0834	84.823	.33776	1.5445	9.0717
Check ?	Chk Pass	Chk Pass	Chk Pass	Chk Pass	Chk Pass	Chk Pass	Chk Pass
High Limit							
Low Limit							

Elem	Mg2790	Mn2576	Mo2020	Na5895	Ni2316	Pb2203	Sb2175
IS Ref	(Y_3710)	(Y_3600)	(Y_2243)	(Y_3710)	(In2306)	(Y_2243)	(Y_2243)
Units	ppb	ppb	ppb	ppb	ppb	ppb	ppb
Avg	1090.6	492.63	45.249	146810.	105.95	.78692	2112.
Stddev	10.8	1.16	.390	386.	.25	1.5110	8.
%RSD	.99050	.23575	.86296	.26305	.23126	192.01	.3919
Check ?	Chk Pass	Chk Pass	Chk Pass	Chk Pass	Chk Pass	Chk Pass	Chk Pass
High Limit							
Low Limit							

PDF created with pdfFactory Pro trial version www.pdffactory.com

Sample Name: 190-11196-a-1-b@10 Acquired: 7/28/2016 11:08:46 Type: Unk
Method: ICP I9 Method 200.7-6010(v139) Mode: CONC Corr. Factor: 1.000000
User: analyst Custom ID1: Custom ID2: Custom ID3:
Comment:

Elem	Se1960	Sn1899	Ti3372	Tl1908	V_2908	Zn2062	Si2516
IS Ref	(Y_2243)	(In2306)	(Y_3600)	(In2306)	(Y_3710)	(In2306)	(Y_3710)
Units	ppb	ppb	ppb	ppb	ppb	ppb	ppb
Avg	-.09222	10.597	.54675	1.5638	-.35710	1204.8	2886.0
Stddev	2.3343	.225	.09984	.4771	2.0715	4.2	24.0
%RSD	2531.1	2.1236	18.261	30.507	580.08	.34749	.83217
Check ?	Chk Pass	Chk Pass	Chk Pass	Chk Pass	Chk Pass	Chk Pass	Chk Pass
High Limit							
Low Limit							

Elem	Sr3464
IS Ref	(Y_3710)
Units	ppb
Avg	44.967
Stddev	1.655
%RSD	3.6812
Check ?	Chk Pass
High Limit	
Low Limit	

Int. Std.	In2306	Y_2243	Y_3600	Y_3710
Units	Cts/S	Cts/S	Cts/S	Cts/S
Avg	5269.6	4209.7	58143.	8082.8
Stddev	3.4	2.0	178.	33.5
%RSD	.06544	.04800	.30610	.41443
Check ?	Chk Pass	Chk Pass	Chk Pass	Chk Pass
Value	89.785%	94.931%	93.738%	98.153%
Range				

PDF created with pdfFactory Pro trial version www.pdffactory.com

Sample Name: 190-11199-a-1-c Acquired: 7/28/2016 11:12:43 Type: Unk
Method: ICP I9 Method 200.7-6010(v139) Mode: CONC Corr. Factor: 1.000000
User: analyst Custom ID1: Custom ID2: Custom ID3:
Comment:

Elem	Ag3280	Al3082	As1890	B_1826	Ba4554	Be3130
IS Ref	(Y_3600)	(Y_3710)	(Y_2243)	(Y_2243)	(Y_3710)	(Y_3710)
Units	ppb	ppb	ppb	ppb	ppb	ppb
Avg	-.81813	4640.7	8.6566	1578.7	59.284	.46436
Stddev	.15729	12.4	1.2386	17.8	.079	.15271
%RSD	19.226	.26683	14.309	1.1244	.13303	32.886
Check ?	Chk Pass	Chk Pass	Chk Pass	Chk Pass	Chk Pass	Chk Pass
High Limit						
Low Limit						

Elem	Ca3179	Cd2288	Co2286	Cr2677	Cu3273	Fe2599
IS Ref	(Y_3710)	(Y_2243)	(In2306)	(Y_3600)	(Y_3600)	(Y_3710)
Units	ppb	ppb	ppb	ppb	ppb	ppb
Avg	F 916410.	4.410	32.051	32.662	42.350	16374.
Stddev	6942.	.198	.640	.396	.853	19.
%RSD	.75752	4.496	1.9963	1.2134	2.0135	.11433
Check ?	Chk Fail	Chk Pass	Chk Pass	Chk Pass	Chk Pass	Chk Pass
High Limit	800000.					
Low Limit	-500000.					

Elem	K_7664	Li6707	Mg2790	Mn2576	Mo2020	Na5895
IS Ref	(Y_3710)	(Y_3710)	(Y_3710)	(Y_3600)	(Y_2243)	(Y_3710)
Units	ppb	ppb	ppb	ppb	ppb	ppb
Avg	7188.0	265.77	101320.	2159.5	1.6659	F 1174100.
Stddev	25.1	8.59	154.	3.8	.2984	25871.
%RSD	.34929	3.2309	.15180	.17797	17.911	2.2034
Check ?	Chk Pass	Chk Pass	Chk Pass	Chk Pass	Chk Pass	Chk Fail
High Limit						500000.
Low Limit						-500000.

PDF created with pdfFactory Pro trial version www.pdffactory.com

Sample Name: 190-11199-a-1-c Acquired: 7/28/2016 11:12:43 Type: Unk
Method: ICP I9 Method 200.7-6010(v139) Mode: CONC Corr. Factor: 1.000000
User: analyst Custom ID1: Custom ID2: Custom ID3:
Comment:

Elem	Ni2316	Pb2203	Sb2175	Se1960	Sn1899	Ti3372
IS Ref	(In2306)	(Y_2243)	(Y_2243)	(Y_2243)	(In2306)	(Y_3600)
Units	ppb	ppb	ppb	ppb	ppb	ppb
Avg	195.92	7.5427	4.266	2.7622	3.4139	.95072
Stddev	3.59	.3008	1.488	3.8314	.6637	.21400
%RSD	1.8311	3.9877	34.87	138.71	19.441	22.509
Check ?	Chk Pass	Chk Pass	Chk Pass	Chk Pass	Chk Pass	Chk Pass
High Limit						
Low Limit						

Elem	Tl1908	V_2908	Zn2062	Si2516	Sr3464
IS Ref	(In2306)	(Y_3710)	(In2306)	(Y_3710)	(Y_3710)
Units	ppb	ppb	ppb	ppb	ppb
Avg	7.2645	-4.0420	729.31	6533.8	1343.2
Stddev	1.9345	3.4188	13.44	19.9	4.5
%RSD	26.629	84.583	1.8422	.30456	.33304
Check ?	Chk Pass	Chk Pass	Chk Pass	Chk Pass	Chk Pass
High Limit					
Low Limit					

Int. Std.	In2306	Y_2243	Y_3600	Y_3710
Units	Cts/S	Cts/S	Cts/S	Cts/S
Avg	4328.3	3834.9	53289.	8148.3
Stddev	14.6	14.0	74.	16.2
%RSD	.33830	.36432	.13933	.19850
Check ?	Chk Pass	Chk Pass	Chk Pass	Chk Pass
Value	73.748%	86.479%	85.912%	98.949%
Range				

PDF created with pdfFactory Pro trial version www.pdffactory.com

Sample Name: 190-11200-a-1-c Acquired: 7/28/2016 11:16:54 Type: Unk
Method: ICP I9 Method 200.7-6010(v139) Mode: CONC Corr. Factor: 1.000000
User: analyst Custom ID1: Custom ID2: Custom ID3:
Comment:

Elem	Ag3280	Al3082	As1890	B_1826	Ba4554	Be3130
IS Ref	(Y_3600)	(Y_3710)	(Y_2243)	(Y_2243)	(Y_3710)	(Y_3710)
Units	ppb	ppb	ppb	ppb	ppb	ppb
Avg	-.08442	93.645	2.3005	576.86	4276.8	-.03107
Stddev	.42528	4.826	.2737	3.02	15.1	.02992
%RSD	503.78	5.1535	11.899	.52413	.35383	96.303
Check ?	Chk Pass	Chk Pass	Chk Pass	Chk Pass	Chk Pass	Chk Pass
High Limit						
Low Limit						

Elem	Ca3179	Cd2288	Co2286	Cr2677	Cu3273	Fe2599
IS Ref	(Y_3710)	(Y_2243)	(In2306)	(Y_3600)	(Y_3600)	(Y_3710)
Units	ppb	ppb	ppb	ppb	ppb	ppb
Avg	4211.0	-.3627	1.2798	2.4857	70.470	950.41
Stddev	2.1	.1867	.3191	.2033	.116	2.10
%RSD	.04901	51.47	24.933	8.1797	.16444	.22062
Check ?	Chk Pass	Chk Pass	Chk Pass	Chk Pass	Chk Pass	Chk Pass
High Limit						
Low Limit						

Elem	K_7664	Li6707	Mg2790	Mn2576	Mo2020	Na5895
IS Ref	(Y_3710)	(Y_3710)	(Y_3710)	(Y_3600)	(Y_2243)	(Y_3710)
Units	ppb	ppb	ppb	ppb	ppb	ppb
Avg	940.95	90.549	952.39	30.572	-.58060	F 769270.
Stddev	21.84	1.647	7.24	.086	.16222	9625.
%RSD	2.3216	1.8193	.75984	.28265	27.939	1.2511
Check ?	Chk Pass	Chk Pass	Chk Pass	Chk Pass	Chk Pass	Chk Fail
High Limit						500000.
Low Limit						-500000.

PDF created with pdfFactory Pro trial version www.pdffactory.com

Sample Name: 190-11200-a-1-c Acquired: 7/28/2016 11:16:54 Type: Unk
Method: ICP I9 Method 200.7-6010(v139) Mode: CONC Corr. Factor: 1.000000
User: analyst Custom ID1: Custom ID2: Custom ID3:
Comment:

Elem	Ni2316	Pb2203	Sb2175	Se1960	Sn1899	Ti3372
IS Ref	(In2306)	(Y_2243)	(Y_2243)	(Y_2243)	(In2306)	(Y_3600)
Units	ppb	ppb	ppb	ppb	ppb	ppb
Avg	16.830	5.8843	1.029	2.3801	9.8593	6.9956
Stddev	.765	.7188	.528	2.5614	.2706	.1083
%RSD	4.5434	12.216	51.29	107.62	2.7451	1.5479
Check ?	Chk Pass	Chk Pass	Chk Pass	Chk Pass	Chk Pass	Chk Pass
High Limit						
Low Limit						

Elem	Tl1908	V_2908	Zn2062	Si2516	Sr3464
IS Ref	(In2306)	(Y_3710)	(In2306)	(Y_3710)	(Y_3710)
Units	ppb	ppb	ppb	ppb	ppb
Avg	-2.2137	-2.2140	818.69	870.51	1074.2
Stddev	.8018	2.3938	13.10	4.06	6.6
%RSD	36.220	108.12	1.6002	.46694	.61057
Check ?	Chk Pass	Chk Pass	Chk Pass	Chk Pass	Chk Pass
High Limit					
Low Limit					

Int. Std.	In2306	Y_2243	Y_3600	Y_3710
Units	Cts/S	Cts/S	Cts/S	Cts/S
Avg	4674.2	5607.3	75582.	11472.
Stddev	5.6	36.4	269.	5.
%RSD	.11918	.64887	.35546	.04783
Check ?	Chk Pass	Chk Pass	Chk Pass	Chk Pass
Value	79.640%	126.45%	121.85%	139.31%
Range				

PDF created with pdfFactory Pro trial version www.pdffactory.com

Sample Name: 190-11166-a-1-g Acquired: 7/28/2016 11:21:14 Type: Unk
Method: ICP I9 Method 200.7-6010(v139) Mode: CONC Corr. Factor: 1.000000
User: analyst Custom ID1: Custom ID2: Custom ID3:
Comment:

Elem	Ag3280	Al3082	As1890	B_1826	Ba4554	Be3130
IS Ref	(Y_3600)	(Y_3710)	(Y_2243)	(Y_2243)	(Y_3710)	(Y_3710)
Units	ppb	ppb	ppb	ppb	ppb	ppb
Avg	-.61902	838.57	8.7293	1069.9	452.39	.12095
Stddev	.20542	10.60	1.1458	15.4	1.22	.07744
%RSD	33.185	1.2642	13.126	1.4414	.26888	64.025
Check ?	Chk Pass	Chk Pass	Chk Pass	Chk Pass	Chk Pass	Chk Pass
High Limit						
Low Limit						

Elem	Ca3179	Cd2288	Co2286	Cr2677	Cu3273	Fe2599
IS Ref	(Y_3710)	(Y_2243)	(In2306)	(Y_3600)	(Y_3600)	(Y_3710)
Units	ppb	ppb	ppb	ppb	ppb	ppb
Avg	32191.	1.203	12.897	9.2228	133.97	11295.
Stddev	238.	.123	.305	.0823	.74	49.
%RSD	.73955	10.26	2.3662	.89194	.55260	.43623
Check ?	Chk Pass	Chk Pass	Chk Pass	Chk Pass	Chk Pass	Chk Pass
High Limit						
Low Limit						

Elem	K_7664	Li6707	Mg2790	Mn2576	Mo2020	Na5895
IS Ref	(Y_3710)	(Y_3710)	(Y_3710)	(Y_3600)	(Y_2243)	(Y_3710)
Units	ppb	ppb	ppb	ppb	ppb	ppb
Avg	92757.	874.07	3850.2	1025.2	1.0878	F 1092000.
Stddev	414.	2.87	27.9	2.0	.1343	15055.
%RSD	.44580	.32886	.72392	.19683	12.349	1.3787
Check ?	Chk Pass	Chk Pass	Chk Pass	Chk Pass	Chk Pass	Chk Fail
High Limit						500000.
Low Limit						-500000.

PDF created with pdfFactory Pro trial version www.pdffactory.com

Sample Name: 190-11166-a-1-g Acquired: 7/28/2016 11:21:14 Type: Unk
Method: ICP I9 Method 200.7-6010(v139) Mode: CONC Corr. Factor: 1.000000
User: analyst Custom ID1: Custom ID2: Custom ID3:
Comment:

Elem	Ni2316	Pb2203	Sb2175	Se1960	Sn1899	Ti3372
IS Ref	(In2306)	(Y_2243)	(Y_2243)	(Y_2243)	(In2306)	(Y_3600)
Units	ppb	ppb	ppb	ppb	ppb	ppb
Avg	90.136	2.5808	-1.579	12.751	9.4942	1.0392
Stddev	2.035	1.2651	1.302	2.127	.0752	.0977
%RSD	2.2574	49.019	82.46	16.679	.79254	9.4037
Check ?	Chk Pass	Chk Pass	Chk Pass	Chk Pass	Chk Pass	Chk Pass
High Limit						
Low Limit						

Elem	Tl1908	V_2908	Zn2062	Si2516	Sr3464
IS Ref	(In2306)	(Y_3710)	(In2306)	(Y_3710)	(Y_3710)
Units	ppb	ppb	ppb	ppb	ppb
Avg	-7.1819	.31735	4141.3	1760.0	87.845
Stddev	.8387	2.3137	80.5	16.9	2.377
%RSD	11.678	729.09	1.9427	.96012	2.7065
Check ?	Chk Pass	Chk Pass	Chk Pass	Chk Pass	Chk Pass
High Limit					
Low Limit					

Int. Std.	In2306	Y_2243	Y_3600	Y_3710
Units	Cts/S	Cts/S	Cts/S	Cts/S
Avg	4573.7	3871.8	51531.	7814.6
Stddev	12.1	14.9	75.	77.0
%RSD	.26389	.38451	.14622	.98524
Check ?	Chk Pass	Chk Pass	Chk Pass	Chk Pass
Value	77.928%	87.310%	83.078%	94.896%
Range				

PDF created with pdfFactory Pro trial version www.pdffactory.com

Sample Name: 190-11167-b-1-c@2 Acquired: 7/28/2016 11:25:22 Type: Unk
Method: ICP I9 Method 200.7-6010(v139) Mode: CONC Corr. Factor: 1.000000
User: analyst Custom ID1: Custom ID2: Custom ID3:
Comment:

Elem	Ag3280	Al3082	As1890	B_1826	Ba4554	Be3130
IS Ref	(Y_3600)	(Y_3710)	(Y_2243)	(Y_2243)	(Y_3710)	(Y_3710)
Units	ppb	ppb	ppb	ppb	ppb	ppb
Avg	-.96953	39.061	1.8570	85.060	8.9291	.13548
Stddev	.28809	5.956	2.3374	2.383	.2935	.12511
%RSD	29.714	15.248	125.87	2.8018	3.2873	92.341
Check ?	Chk Pass	Chk Pass	Chk Pass	Chk Pass	Chk Pass	Chk Pass
High Limit						
Low Limit						

Elem	Ca3179	Cd2288	Co2286	Cr2677	Cu3273	Fe2599
IS Ref	(Y_3710)	(Y_2243)	(In2306)	(Y_3600)	(Y_3600)	(Y_3710)
Units	ppb	ppb	ppb	ppb	ppb	ppb
Avg	463.15	-.1474	-2.0188	11783.	31.120	21.314
Stddev	2.66	.1323	.0734	15.	.525	2.951
%RSD	.57439	89.77	3.6378	.12746	1.6874	13.847
Check ?	Chk Pass	Chk Pass	Chk Pass	Chk Pass	Chk Pass	Chk Pass
High Limit						
Low Limit						

Elem	K_7664	Li6707	Mg2790	Mn2576	Mo2020	Na5895
IS Ref	(Y_3710)	(Y_3710)	(Y_3710)	(Y_3600)	(Y_2243)	(Y_3710)
Units	ppb	ppb	ppb	ppb	ppb	ppb
Avg	8569.6	F 277870.	61.204	3.6784	119.17	31154.
Stddev	273.1	3941.	29.944	.0587	3.50	614.
%RSD	3.1872	1.4183	48.924	1.5973	2.9369	1.9697
Check ?	Chk Pass	Chk Fail	Chk Pass	Chk Pass	Chk Pass	Chk Pass
High Limit		50000.				
Low Limit		-500000.				

PDF created with pdfFactory Pro trial version www.pdffactory.com

Sample Name: 190-11167-b-1-c@2 Acquired: 7/28/2016 11:25:22 Type: Unk
Method: ICP I9 Method 200.7-6010(v139) Mode: CONC Corr. Factor: 1.000000
User: analyst Custom ID1: Custom ID2: Custom ID3:
Comment:

Elem	Ni2316	Pb2203	Sb2175	Se1960	Sn1899	Ti3372
IS Ref	(In2306)	(Y_2243)	(Y_2243)	(Y_2243)	(In2306)	(Y_3600)
Units	ppb	ppb	ppb	ppb	ppb	ppb
Avg	1.6780	.35546	.7429	.10882	1.3345	1.2517
Stddev	.5763	.09426	1.046	1.7921	.3459	.3286
%RSD	34.346	26.517	140.8	1646.9	25.922	26.253
Check ?	Chk Pass	Chk Pass	Chk Pass	Chk Pass	Chk Pass	Chk Pass
High Limit						
Low Limit						

Elem	Tl1908	V_2908	Zn2062	Si2516	Sr3464
IS Ref	(In2306)	(Y_3710)	(In2306)	(Y_3710)	(Y_3710)
Units	ppb	ppb	ppb	ppb	ppb
Avg	7.2887	-1.4185	40.360	362.52	5.7746
Stddev	1.5077	4.8644	1.212	8.56	3.5297
%RSD	20.685	342.93	3.0024	2.3602	61.124
Check ?	Chk Pass	Chk Pass	Chk Pass	Chk Pass	Chk Pass
High Limit					
Low Limit					

Int. Std.	In2306	Y_2243	Y_3600	Y_3710
Units	Cts/S	Cts/S	Cts/S	Cts/S
Avg	3970.9	3561.8	46176.	7700.4
Stddev	5.6	5.5	38.	47.3
%RSD	.14080	.15529	.08322	.61453
Check ?	Chk Pass	Chk Pass	Chk Pass	Chk Pass
Value	67.658%	80.321%	74.444%	93.509%
Range				

PDF created with pdfFactory Pro trial version www.pdffactory.com

Sample Name: 190-11167-a-2-c Acquired: 7/28/2016 11:29:35 Type: Unk
Method: ICP I9 Method 200.7-6010(v139) Mode: CONC Corr. Factor: 1.000000
User: analyst Custom ID1: Custom ID2: Custom ID3:
Comment:

Elem	Ag3280	Al3082	As1890	B_1826	Ba4554	Be3130
IS Ref	(Y_3600)	(Y_3710)	(Y_2243)	(Y_2243)	(Y_3710)	(Y_3710)
Units	ppb	ppb	ppb	ppb	ppb	ppb
Avg	-1.4063	237.15	-2.9884	2192.6	23.137	.07840
Stddev	.7308	11.29	2.8238	18.1	.191	.04533
%RSD	51.964	4.7617	94.493	.82695	.82743	57.817
Check ?	Chk Pass	Chk Pass	Chk Pass	Chk Pass	Chk Pass	Chk Pass
High Limit						
Low Limit						

Elem	Ca3179	Cd2288	Co2286	Cr2677	Cu3273	Fe2599
IS Ref	(Y_3710)	(Y_2243)	(In2306)	(Y_3600)	(Y_3600)	(Y_3710)
Units	ppb	ppb	ppb	ppb	ppb	ppb
Avg	1892.9	.4025	-2.2043	14160.	402.15	1030.9
Stddev	5.3	.1969	.2812	15.	1.82	3.1
%RSD	.28115	48.93	12.756	.10365	.45267	.30365
Check ?	Chk Pass	Chk Pass	Chk Pass	Chk Pass	Chk Pass	Chk Pass
High Limit						
Low Limit						

Elem	K_7664	Li6707	Mg2790	Mn2576	Mo2020	Na5895
IS Ref	(Y_3710)	(Y_3710)	(Y_3710)	(Y_3600)	(Y_2243)	(Y_3710)
Units	ppb	ppb	ppb	ppb	ppb	ppb
Avg	27656.	F 117780.	121.95	12.143	1943.7	64208.
Stddev	798.	2787.	19.14	.062	27.5	686.
%RSD	2.8868	2.3658	15.696	.50822	1.4127	1.0689
Check ?	Chk Pass	Chk Fail	Chk Pass	Chk Pass	Chk Pass	Chk Pass
High Limit		50000.				
Low Limit		-500000.				

PDF created with pdfFactory Pro trial version www.pdffactory.com

Sample Name: 190-11167-a-2-c Acquired: 7/28/2016 11:29:35 Type: Unk
Method: ICP I9 Method 200.7-6010(v139) Mode: CONC Corr. Factor: 1.000000
User: analyst Custom ID1: Custom ID2: Custom ID3:
Comment:

Elem	Ni2316	Pb2203	Sb2175	Se1960	Sn1899	Ti3372
IS Ref	(In2306)	(Y_2243)	(Y_2243)	(Y_2243)	(In2306)	(Y_3600)
Units	ppb	ppb	ppb	ppb	ppb	ppb
Avg	3.5082	10.103	-.4302	1.6345	4.9513	3.0826
Stddev	.5127	2.609	1.566	4.5260	.2625	.2687
%RSD	14.615	25.823	364.2	276.90	5.3015	8.7152
Check ?	Chk Pass	Chk Pass	Chk Pass	Chk Pass	Chk Pass	Chk Pass
High Limit						
Low Limit						

Elem	Tl1908	V_2908	Zn2062	Si2516	Sr3464
IS Ref	(In2306)	(Y_3710)	(In2306)	(Y_3710)	(Y_3710)
Units	ppb	ppb	ppb	ppb	ppb
Avg	10.623	-.28216	70.668	464.15	13.400
Stddev	.842	2.2692	.935	9.11	1.842
%RSD	7.9299	804.23	1.3232	1.9632	13.748
Check ?	Chk Pass	Chk Pass	Chk Pass	Chk Pass	Chk Pass
High Limit					
Low Limit					

Int. Std.	In2306	Y_2243	Y_3600	Y_3710
Units	Cts/S	Cts/S	Cts/S	Cts/S
Avg	3549.3	3269.3	42102.	7373.7
Stddev	5.8	6.0	80.	27.9
%RSD	.16242	.18485	.18885	.37878
Check ?	Chk Pass	Chk Pass	Chk Pass	Chk Pass
Value	60.475%	73.723%	67.877%	89.542%
Range				

PDF created with pdfFactory Pro trial version www.pdffactory.com

Sample Name: 190-11195-b-1-c Acquired: 7/28/2016 11:33:43 Type: Unk
Method: ICP I9 Method 200.7-6010(v139) Mode: CONC Corr. Factor: 1.000000
User: analyst Custom ID1: Custom ID2: Custom ID3:
Comment:

Elem	Ag3280	Al3082	As1890	B_1826	Ba4554	Be3130
IS Ref	(Y_3600)	(Y_3710)	(Y_2243)	(Y_2243)	(Y_3710)	(Y_3710)
Units	ppb	ppb	ppb	ppb	ppb	ppb
Avg	-.50371	23.230	7.7083	46.972	231.95	.07686
Stddev	.41096	11.894	1.2632	.628	.21	.05423
%RSD	81.586	51.200	16.387	1.3361	.09240	70.556
Check ?	Chk Pass	Chk Pass	Chk Pass	Chk Pass	Chk Pass	Chk Pass
High Limit						
Low Limit						

Elem	Ca3179	Cd2288	Co2286	Cr2677	Cu3273	Fe2599
IS Ref	(Y_3710)	(Y_2243)	(In2306)	(Y_3600)	(Y_3600)	(Y_3710)
Units	ppb	ppb	ppb	ppb	ppb	ppb
Avg	711270.	.8895	4.8634	2.7737	4.2648	4.1801
Stddev	3800.	.2068	.1839	.1689	.5943	1.8672
%RSD	.53427	23.25	3.7804	6.0907	13.935	44.670
Check ?	Chk Pass	Chk Pass	Chk Pass	Chk Pass	Chk Pass	Chk Pass
High Limit						
Low Limit						

Elem	K_7664	Li6707	Mg2790	Mn2576	Mo2020	Na5895
IS Ref	(Y_3710)	(Y_3710)	(Y_3710)	(Y_3600)	(Y_2243)	(Y_3710)
Units	ppb	ppb	ppb	ppb	ppb	ppb
Avg	5734.1	3771.5	22690.	2010.3	5.5794	F 1019400.
Stddev	168.1	236.9	53.	4.1	.3818	6243.
%RSD	2.9318	6.2806	.23390	.20203	6.8429	.61246
Check ?	Chk Pass	Chk Pass	Chk Pass	Chk Pass	Chk Pass	Chk Fail
High Limit						500000.
Low Limit						-500000.

PDF created with pdfFactory Pro trial version www.pdffactory.com

Sample Name: 190-11195-b-1-c Acquired: 7/28/2016 11:33:43 Type: Unk
Method: ICP I9 Method 200.7-6010(v139) Mode: CONC Corr. Factor: 1.000000
User: analyst Custom ID1: Custom ID2: Custom ID3:
Comment:

Elem	Ni2316	Pb2203	Sb2175	Se1960	Sn1899	Ti3372
IS Ref	(In2306)	(Y_2243)	(Y_2243)	(Y_2243)	(In2306)	(Y_3600)
Units	ppb	ppb	ppb	ppb	ppb	ppb
Avg	15.066	5.2461	-5.298	2.1425	2.6746	-.89560
Stddev	.721	1.9723	1.387	2.1746	.6892	.32848
%RSD	4.7843	37.594	26.17	101.50	25.766	36.677
Check ?	Chk Pass	Chk Pass	Chk Pass	Chk Pass	Chk Pass	Chk Pass
High Limit						
Low Limit						

Elem	Tl1908	V_2908	Zn2062	Si2516	Sr3464
IS Ref	(In2306)	(Y_3710)	(In2306)	(Y_3710)	(Y_3710)
Units	ppb	ppb	ppb	ppb	ppb
Avg	4.4063	-4.6371	25.901	2921.9	1613.1
Stddev	1.5043	1.4649	.731	8.5	10.4
%RSD	34.139	31.590	2.8205	.29241	.64764
Check ?	Chk Pass	Chk Pass	Chk Pass	Chk Pass	Chk Pass
High Limit					
Low Limit					

Int. Std.	In2306	Y_2243	Y_3600	Y_3710
Units	Cts/S	Cts/S	Cts/S	Cts/S
Avg	4382.6	3770.4	51735.	7760.8
Stddev	8.1	9.0	73.	36.1
%RSD	.18497	.23764	.14051	.46545
Check ?	Chk Pass	Chk Pass	Chk Pass	Chk Pass
Value	74.673%	85.025%	83.406%	94.243%
Range				

PDF created with pdfFactory Pro trial version www.pdffactory.com

Sample Name: 190-11198-b-1-b Acquired: 7/28/2016 11:38:04 Type: Unk
Method: ICP I9 Method 200.7-6010(v139) Mode: CONC Corr. Factor: 1.000000
User: analyst Custom ID1: Custom ID2: Custom ID3:
Comment:

Elem	Ag3280	Al3082	As1890	B_1826	Ba4554	Be3130	Ca3179	Cd2288
IS Ref	(Y_3600)	(Y_3710)	(Y_2243)	(Y_2243)	(Y_3710)	(Y_3710)	(Y_3710)	(Y_2243)
Units	ppb	ppb	ppb	ppb	ppb	ppb	ppb	ppb
Avg	-.19035	5.5260	-.03852	306.19	20.148	.04775	40746.	-.0424
Stddev	.35513	4.8206	1.9767	2.08	.100	.08287	299.	.0708
%RSD	186.57	87.235	5131.1	.67781	.49856	173.54	.73462	167.0
Check ?	Chk Pass	Chk Pass	Chk Pass	Chk Pass	Chk Pass	Chk Pass	Chk Pass	Chk Pass
High Limit								
Low Limit								

Elem	Co2286	Cr2677	Cu3273	Fe2599	K_7664	Li6707	Mg2790	Mn2576
IS Ref	(In2306)	(Y_3600)	(Y_3600)	(Y_3710)	(Y_3710)	(Y_3710)	(Y_3710)	(Y_3600)
Units	ppb	ppb	ppb	ppb	ppb	ppb	ppb	ppb
Avg	-.15283	1.2750	7.1785	4.6246	2371.8	1075.2	11340.	5.6583
Stddev	.11793	.0948	.0683	1.2790	49.3	26.8	83.	.0367
%RSD	77.168	7.4325	.95084	27.657	2.0780	2.4950	.73611	.64884
Check ?	Chk Pass	Chk Pass	Chk Pass	Chk Pass	Chk Pass	Chk Pass	Chk Pass	Chk Pass
High Limit								
Low Limit								

Elem	Mo2020	Na5895	Ni2316	Pb2203	Sb2175	Se1960	Sn1899	Ti3372
IS Ref	(Y_2243)	(Y_3710)	(In2306)	(Y_2243)	(Y_2243)	(Y_2243)	(In2306)	(Y_3600)
Units	ppb	ppb	ppb	ppb	ppb	ppb	ppb	ppb
Avg	3.3136	10759.	10.237	-.11057	.8713	-.01158	1.6166	.02443
Stddev	.3297	101.	.470	1.7491	.0583	1.9076	.1990	.03992
%RSD	9.9490	.93882	4.5931	1581.9	6.688	16477.	12.312	163.44
Check ?	Chk Pass	Chk Pass	Chk Pass	Chk Pass	Chk Pass	Chk Pass	Chk Pass	Chk Pass
High Limit								
Low Limit								

PDF created with pdfFactory Pro trial version www.pdffactory.com

Sample Name: 190-11198-b-1-b Acquired: 7/28/2016 11:38:04 Type: Unk
Method: ICP I9 Method 200.7-6010(v139) Mode: CONC Corr. Factor: 1.000000
User: analyst Custom ID1: Custom ID2: Custom ID3:
Comment:

Elem	Tl1908	V_2908	Zn2062	Si2516	Sr3464
IS Ref	(In2306)	(Y_3710)	(In2306)	(Y_3710)	(Y_3710)
Units	ppb	ppb	ppb	ppb	ppb
Avg	-.78485	-3.9456	-2.0026	2207.9	145.91
Stddev	.60670	3.2697	.0832	23.2	7.96
%RSD	77.301	82.868	4.1549	1.0500	5.4535
Check ?	Chk Pass	Chk Pass	Chk Pass	Chk Pass	Chk Pass
High Limit					
Low Limit					

Int. Std.	In2306	Y_2243	Y_3600	Y_3710
Units	Cts/S	Cts/S	Cts/S	Cts/S
Avg	5683.2	4362.1	61074.	8130.4
Stddev	5.3	9.4	367.	27.8
%RSD	.09389	.21501	.60121	.34202
Check ?	Chk Pass	Chk Pass	Chk Pass	Chk Pass
Value	96.832%	98.367%	98.462%	98.731%
Range				

PDF created with pdfFactory Pro trial version www.pdffactory.com

Sample Name: 240-67265-d-1-e Acquired: 7/28/2016 11:42:08 Type: Unk
Method: ICP I9 Method 200.7-6010(v139) Mode: CONC Corr. Factor: 1.000000
User: analyst Custom ID1: Custom ID2: Custom ID3:
Comment:

Elem	Ag3280	Al3082	As1890	B_1826	Ba4554	Be3130
IS Ref	(Y_3600)	(Y_3710)	(Y_2243)	(Y_2243)	(Y_3710)	(Y_3710)
Units	ppb	ppb	ppb	ppb	ppb	ppb
Avg	-4.1068	-48.504	-249.06	2685.4	785.50	.33250
Stddev	.8231	75.639	62.47	488.0	8.51	.32180
%RSD	20.042	155.95	25.085	18.172	1.0828	96.780
Check ?	Chk Pass	Chk Pass	Chk Pass	Chk Pass	Chk Pass	Chk Pass
High Limit						
Low Limit						

Elem	Ca3179	Cd2288	Co2286	Cr2677	Cu3273	Fe2599
IS Ref	(Y_3710)	(Y_2243)	(In2306)	(Y_3600)	(Y_3600)	(Y_3710)
Units	ppb	ppb	ppb	ppb	ppb	ppb
Avg	710990.	16.49	66.781	21.335	3.1684	43.007
Stddev	7260.	3.63	9.916	6.544	.2146	7.136
%RSD	1.0211	22.01	14.849	30.674	6.7720	16.592
Check ?	Chk Pass	Chk Pass	Chk Pass	Chk Pass	Chk Pass	Chk Pass
High Limit						
Low Limit						

Elem	K_7664	Li6707	Mg2790	Mn2576	Mo2020	Na5895
IS Ref	(Y_3710)	(Y_3710)	(Y_3710)	(Y_3600)	(Y_2243)	(Y_3710)
Units	ppb	ppb	ppb	ppb	ppb	ppb
Avg	5568.3	1862.5	16182.	2417.2	49.741	F 1093200.
Stddev	252.1	19.2	201.	2.5	8.049	24061.
%RSD	4.5275	1.0323	1.2398	.10330	16.182	2.2009
Check ?	Chk Pass	Chk Pass	Chk Pass	Chk Pass	Chk Pass	Chk Fail
High Limit						500000.
Low Limit						-500000.

PDF created with pdfFactory Pro trial version www.pdffactory.com

Sample Name: 240-67265-d-1-e Acquired: 7/28/2016 11:42:08 Type: Unk
Method: ICP I9 Method 200.7-6010(v139) Mode: CONC Corr. Factor: 1.000000
User: analyst Custom ID1: Custom ID2: Custom ID3:
Comment:

Elem	Ni2316	Pb2203	Sb2175	Se1960	Sn1899	Ti3372
IS Ref	(In2306)	(Y_2243)	(Y_2243)	(Y_2243)	(In2306)	(Y_3600)
Units	ppb	ppb	ppb	ppb	ppb	ppb
Avg	72.513	34.876	-74.60	-13.221	382.43	-1.2153
Stddev	9.680	9.880	22.41	24.096	73.80	.3408
%RSD	13.349	28.328	30.04	182.25	19.298	28.039
Check ?	Chk Pass	Chk Pass	Chk Pass	Chk Pass	Chk Pass	Chk Pass
High Limit						
Low Limit						

Elem	Tl1908	V_2908	Zn2062	Si2516	Sr3464
IS Ref	(In2306)	(Y_3710)	(In2306)	(Y_3710)	(Y_3710)
Units	ppb	ppb	ppb	ppb	ppb
Avg	471.42	4.1908	139.58	9044.6	1388.5
Stddev	83.24	8.7274	14.80	14.7	8.4
%RSD	17.658	208.25	10.605	.16229	.60722
Check ?	Chk Pass	Chk Pass	Chk Pass	Chk Pass	Chk Pass
High Limit					
Low Limit					

Int. Std.	In2306	Y_2243	Y_3600	Y_3710
Units	Cts/S	Cts/S	Cts/S	Cts/S
Avg	4076.9	3461.8	47326.	7599.2
Stddev	19.6	5.0	288.	131.2
%RSD	.48087	.14461	.60814	1.7261
Check ?	Chk Pass	Chk Pass	Chk Pass	Chk Pass
Value	69.464%	78.064%	76.299%	92.281%
Range				

PDF created with pdfFactory Pro trial version www.pdffactory.com

Sample Name: CCV-2632473 Acquired: 7/28/2016 11:46:09 Type: QC
Method: ICP I9 Method 200.7-6010(v139) Mode: CONC Corr. Factor: 1.000000
User: analyst Custom ID1: Custom ID2: Custom ID3:
Comment:

Elem	Ag3280	Al3082	As1890	B_1826	Ba4554	Be3130	Ca3179	Cd2288
IS Ref	(Y_3600)	(Y_3710)	(Y_2243)	(Y_2243)	(Y_3710)	(Y_3710)	(Y_3710)	(Y_2243)
Units	ppb	ppb	ppb	ppb	ppb	ppb	ppb	ppb
Avg	994.80	25858.	497.02	5060.1	1942.1	1986.2	52031.	495.1
Stddev	1.58	211.	3.34	17.5	2.7	8.8	362.	1.9
%RSD	.15849	.81608	.67132	.34646	.13872	.44267	.69536	.3872
Check ?	Chk Pass	Chk Pass	Chk Pass	Chk Pass	Chk Pass	Chk Pass	Chk Pass	Chk Pass
Value								
Range								

Elem	Co2286	Cr2677	Cu3273	Fe2599	K_7664	Li6707	Mg2790	Mn2576
IS Ref	(In2306)	(Y_3600)	(Y_3600)	(Y_3710)	(Y_3710)	(Y_3710)	(Y_3710)	(Y_3600)
Units	ppb	ppb	ppb	ppb	ppb	ppb	ppb	ppb
Avg	1977.5	1944.3	1943.5	25497.	49835.	5397.7	49885.	1958.4
Stddev	10.1	3.2	5.4	81.	212.	12.2	161.	2.6
%RSD	.51017	.16489	.27769	.31624	.42445	.22584	.32357	.13309
Check ?	Chk Pass	Chk Pass	Chk Pass	Chk Pass	Chk Pass	Chk Pass	Chk Pass	Chk Pass
Value								
Range								

Elem	Mo2020	Na5895	Ni2316	Pb2203	Sb2175	Se1960	Sn1899	Ti3372
IS Ref	(Y_2243)	(Y_3710)	(In2306)	(Y_2243)	(Y_2243)	(Y_2243)	(In2306)	(Y_3600)
Units	ppb	ppb	ppb	ppb	ppb	ppb	ppb	ppb
Avg	2005.2	47639.	1986.4	485.44	508.5	508.12	5071.1	4912.8
Stddev	12.8	143.	9.7	1.73	3.0	8.10	28.9	8.4
%RSD	.64079	.29956	.48871	.35603	.5930	1.5945	.56984	.17031
Check ?	Chk Pass	Chk Pass	Chk Pass	Chk Pass	Chk Pass	Chk Pass	Chk Pass	Chk Pass
Value								
Range								

PDF created with pdfFactory Pro trial version www.pdffactory.com

Sample Name: CCV-2632473 Acquired: 7/28/2016 11:46:09 Type: QC
Method: ICP I9 Method 200.7-6010(v139) Mode: CONC Corr. Factor: 1.000000
User: analyst Custom ID1: Custom ID2: Custom ID3:
Comment:

Elem	Tl1908	V_2908	Zn2062	Si2516	Sr3464
IS Ref	(In2306)	(Y_3710)	(In2306)	(Y_3710)	(Y_3710)
Units	ppb	ppb	ppb	ppb	ppb
Avg	998.11	2018.8	2015.8	5247.7	4970.0
Stddev	6.02	19.2	12.1	66.8	16.8
%RSD	.60282	.95258	.60072	1.2723	.33754
Check ?	Chk Pass	Chk Pass	Chk Pass	Chk Pass	Chk Pass
Value					
Range					

Int. Std.	In2306	Y_2243	Y_3600	Y_3710
Units	Cts/S	Cts/S	Cts/S	Cts/S
Avg	5228.2	4255.2	59164.	7989.5
Stddev	3.5	1.0	212.	32.0
%RSD	.06605	.02282	.35781	.39997

PDF created with pdfFactory Pro trial version www.pdffactory.com

Sample Name: CCB Acquired: 7/28/2016 11:49:59 Type: QC
Method: ICP I9 Method 200.7-6010(v139) Mode: CONC Corr. Factor: 1.000000
User: analyst Custom ID1: Custom ID2: Custom ID3:
Comment:

Elem	Ag3280	Al3082	As1890	B_1826	Ba4554	Be3130	Ca3179
IS Ref	(Y_3600)	(Y_3710)	(Y_2243)	(Y_2243)	(Y_3710)	(Y_3710)	(Y_3710)
Units	ppb	ppb	ppb	ppb	ppb	ppb	ppb
Avg	-.21657	3.7741	.16528	8.1180	.13272	.02929	5.2720
Stddev	.15793	9.5132	.87487	.8872	.13028	.04726	2.3818
%RSD	72.923	252.07	529.34	10.928	98.159	161.36	45.179
Check ?	Chk Pass	Chk Pass	Chk Pass	Chk Pass	Chk Pass	Chk Pass	Chk Pass
High Limit							
Low Limit							

Elem	Cd2288	Co2286	Cr2677	Cu3273	Fe2599	K_7664	Li6707
IS Ref	(Y_2243)	(In2306)	(Y_3600)	(Y_3600)	(Y_3710)	(Y_3710)	(Y_3710)
Units	ppb	ppb	ppb	ppb	ppb	ppb	ppb
Avg	-.0002	-.09773	.24360	-.80083	3.1055	373.95	F 559.26
Stddev	.1272	.33145	.35896	.43061	1.4076	5.02	5.54
%RSD	53810.	339.14	147.36	53.771	45.326	1.3430	.99067
Check ?	Chk Pass	Chk Pass	Chk Pass	Chk Pass	Chk Pass	Chk Pass	Chk Fail
High Limit							50.000
Low Limit							-50.000

Elem	Mg2790	Mn2576	Mo2020	Na5895	Ni2316	Pb2203	Sb2175
IS Ref	(Y_3710)	(Y_3600)	(Y_2243)	(Y_3710)	(In2306)	(Y_2243)	(Y_2243)
Units	ppb	ppb	ppb	ppb	ppb	ppb	ppb
Avg	8.7642	-.78281	2.5604	732.75	-.09830	.76991	-.6182
Stddev	22.151	.01932	.0804	20.51	.53487	1.8441	2.616
%RSD	252.74	2.4679	3.1409	2.7989	544.12	239.53	423.2
Check ?	Chk Pass	Chk Pass	Chk Pass	Chk Pass	Chk Pass	Chk Pass	Chk Pass
High Limit							
Low Limit							

PDF created with pdfFactory Pro trial version www.pdffactory.com

Sample Name: CCB Acquired: 7/28/2016 11:49:59 Type: QC
Method: ICP I9 Method 200.7-6010(v139) Mode: CONC Corr. Factor: 1.000000
User: analyst Custom ID1: Custom ID2: Custom ID3:
Comment:

Elem	Se1960	Sn1899	Ti3372	Tl1908	V_2908	Zn2062	Si2516
IS Ref	(Y_2243)	(In2306)	(Y_3600)	(In2306)	(Y_3710)	(In2306)	(Y_3710)
Units	ppb	ppb	ppb	ppb	ppb	ppb	ppb
Avg	.41496	.09065	1.7846	.47729	-2.5809	-1.6265	-22.664
Stddev	4.7354	.28670	.2609	.31945	.0336	.1140	4.947
%RSD	1141.2	316.29	14.618	66.930	1.3039	7.0085	21.829
Check ?	Chk Pass	Chk Pass	Chk Pass	Chk Pass	Chk Pass	Chk Pass	Chk Pass
High Limit							
Low Limit							

Elem	Sr3464
IS Ref	(Y_3710)
Units	ppb
Avg	.57193
Stddev	.37964
%RSD	66.380
Check ?	Chk Pass
High Limit	
Low Limit	

Int. Std.	In2306	Y_2243	Y_3600	Y_3710
Units	Cts/S	Cts/S	Cts/S	Cts/S
Avg	5895.1	4446.8	62365.	8048.6
Stddev	12.1	8.1	103.	21.8
%RSD	.20559	.18154	.16449	.27140

PDF created with pdfFactory Pro trial version www.pdffactory.com

Sample Name: 240-67265-c-2-b Acquired: 7/28/2016 11:54:09 Type: Unk
Method: ICP I9 Method 200.7-6010(v139) Mode: CONC Corr. Factor: 1.000000
User: analyst Custom ID1: Custom ID2: Custom ID3:
Comment:

Elem	Ag3280	Al3082	As1890	B_1826	Ba4554	Be3130
IS Ref	(Y_3600)	(Y_3710)	(Y_2243)	(Y_2243)	(Y_3710)	(Y_3710)
Units	ppb	ppb	ppb	ppb	ppb	ppb
Avg	-.54852	7.5329	6.8635	650.72	714.20	-.01651
Stddev	.57110	22.146	3.1325	9.63	1.12	.01775
%RSD	104.12	293.99	45.640	1.4800	.15671	107.47
Check ?	Chk Pass	Chk Pass	Chk Pass	Chk Pass	Chk Pass	Chk Pass
High Limit						
Low Limit						

Elem	Ca3179	Cd2288	Co2286	Cr2677	Cu3273	Fe2599
IS Ref	(Y_3710)	(Y_2243)	(In2306)	(Y_3600)	(Y_3600)	(Y_3710)
Units	ppb	ppb	ppb	ppb	ppb	ppb
Avg	612580.	1.158	5.6406	2.2692	3.3518	19.052
Stddev	3689.	.163	.1714	.2060	.4794	.889
%RSD	.60220	14.09	3.0378	9.0783	14.303	4.6673
Check ?	Chk Pass	Chk Pass	Chk Pass	Chk Pass	Chk Pass	Chk Pass
High Limit						
Low Limit						

Elem	K_7664	Li6707	Mg2790	Mn2576	Mo2020	Na5895
IS Ref	(Y_3710)	(Y_3710)	(Y_3710)	(Y_3600)	(Y_2243)	(Y_3710)
Units	ppb	ppb	ppb	ppb	ppb	ppb
Avg	4696.6	1104.6	13808.	2675.2	9.6354	F 987250.
Stddev	82.3	9.3	49.	7.8	.2299	12773.
%RSD	1.7522	.83977	.35358	.29317	2.3856	1.2938
Check ?	Chk Pass	Chk Pass	Chk Pass	Chk Pass	Chk Pass	Chk Fail
High Limit						500000.
Low Limit						-500000.

PDF created with pdfFactory Pro trial version www.pdffactory.com

Sample Name: 240-67265-c-2-b Acquired: 7/28/2016 11:54:09 Type: Unk
Method: ICP I9 Method 200.7-6010(v139) Mode: CONC Corr. Factor: 1.000000
User: analyst Custom ID1: Custom ID2: Custom ID3:
Comment:

Elem	Ni2316	Pb2203	Sb2175	Se1960	Sn1899	Ti3372
IS Ref	(In2306)	(Y_2243)	(Y_2243)	(Y_2243)	(In2306)	(Y_3600)
Units	ppb	ppb	ppb	ppb	ppb	ppb
Avg	19.392	4.4281	-3.347	1.5833	2.4231	-.12239
Stddev	.086	1.8116	.943	1.6172	.7493	.07905
%RSD	.44261	40.911	28.17	102.14	30.923	64.594
Check ?	Chk Pass	Chk Pass	Chk Pass	Chk Pass	Chk Pass	Chk Pass
High Limit						
Low Limit						

Elem	Tl1908	V_2908	Zn2062	Si2516	Sr3464
IS Ref	(In2306)	(Y_3710)	(In2306)	(Y_3710)	(Y_3710)
Units	ppb	ppb	ppb	ppb	ppb
Avg	9.0929	-1.7282	9.9741	8304.9	1174.1
Stddev	1.1392	2.3567	.2658	54.9	7.7
%RSD	12.528	136.37	2.6654	.66109	.65285
Check ?	Chk Pass	Chk Pass	Chk Pass	Chk Pass	Chk Pass
High Limit					
Low Limit					

Int. Std.	In2306	Y_2243	Y_3600	Y_3710
Units	Cts/S	Cts/S	Cts/S	Cts/S
Avg	4459.7	3825.5	52183.	7828.8
Stddev	11.7	13.2	109.	19.4
%RSD	.26283	.34433	.20803	.24749
Check ?	Chk Pass	Chk Pass	Chk Pass	Chk Pass
Value	75.985%	86.265%	84.129%	95.069%
Range				

PDF created with pdfFactory Pro trial version www.pdffactory.com

Sample Name: 240-67279-a-1-c Acquired: 7/28/2016 11:58:29 Type: Unk
Method: ICP I9 Method 200.7-6010(v139) Mode: CONC Corr. Factor: 1.000000
User: analyst Custom ID1: Custom ID2: Custom ID3:
Comment:

Elem	Ag3280	Al3082	As1890	B_1826	Ba4554	Be3130
IS Ref	(Y_3600)	(Y_3710)	(Y_2243)	(Y_2243)	(Y_3710)	(Y_3710)
Units	ppb	ppb	ppb	ppb	ppb	ppb
Avg	-.52260	124.02	7.8419	155.14	146.93	.13095
Stddev	.49928	7.10	1.1284	1.27	.21	.05320
%RSD	95.538	5.7235	14.389	.82030	.14295	40.627
Check ?	Chk Pass	Chk Pass	Chk Pass	Chk Pass	Chk Pass	Chk Pass
High Limit						
Low Limit						

Elem	Ca3179	Cd2288	Co2286	Cr2677	Cu3273	Fe2599
IS Ref	(Y_3710)	(Y_2243)	(In2306)	(Y_3600)	(Y_3600)	(Y_3710)
Units	ppb	ppb	ppb	ppb	ppb	ppb
Avg	60337.	1.002	2.4265	2.4008	12.128	787.65
Stddev	385.	.070	.2633	.4769	.579	2.23
%RSD	.63838	6.965	10.850	19.865	4.7731	.28365
Check ?	Chk Pass	Chk Pass	Chk Pass	Chk Pass	Chk Pass	Chk Pass
High Limit						
Low Limit						

Elem	K_7664	Li6707	Mg2790	Mn2576	Mo2020	Na5895
IS Ref	(Y_3710)	(Y_3710)	(Y_3710)	(Y_3600)	(Y_2243)	(Y_3710)
Units	ppb	ppb	ppb	ppb	ppb	ppb
Avg	1588.1	905.78	19014.	503.55	-.38845	F 1020000.
Stddev	24.2	4.71	8.	.39	.26261	13193.
%RSD	1.5221	.52001	.04211	.07672	67.604	1.2934
Check ?	Chk Pass	Chk Pass	Chk Pass	Chk Pass	Chk Pass	Chk Fail
High Limit						500000.
Low Limit						-500000.

PDF created with pdfFactory Pro trial version www.pdffactory.com

Sample Name: 240-67279-a-1-c Acquired: 7/28/2016 11:58:29 Type: Unk
Method: ICP I9 Method 200.7-6010(v139) Mode: CONC Corr. Factor: 1.000000
User: analyst Custom ID1: Custom ID2: Custom ID3:
Comment:

Elem	Ni2316	Pb2203	Sb2175	Se1960	Sn1899	Ti3372
IS Ref	(In2306)	(Y_2243)	(Y_2243)	(Y_2243)	(In2306)	(Y_3600)
Units	ppb	ppb	ppb	ppb	ppb	ppb
Avg	10.849	2.6773	.2300	2.2759	6.6860	1.8056
Stddev	.131	.1397	1.678	2.5415	.4854	.0616
%RSD	1.2112	5.2164	729.6	111.67	7.2592	3.4097
Check ?	Chk Pass	Chk Pass	Chk Pass	Chk Pass	Chk Pass	Chk Pass
High Limit						
Low Limit						

Elem	Tl1908	V_2908	Zn2062	Si2516	Sr3464
IS Ref	(In2306)	(Y_3710)	(In2306)	(Y_3710)	(Y_3710)
Units	ppb	ppb	ppb	ppb	ppb
Avg	-1.7183	-3.7744	236.63	687.86	184.87
Stddev	.1448	1.5818	3.29	3.43	6.27
%RSD	8.4282	41.909	1.3890	.49914	3.3918
Check ?	Chk Pass	Chk Pass	Chk Pass	Chk Pass	Chk Pass
High Limit					
Low Limit					

Int. Std.	In2306	Y_2243	Y_3600	Y_3710
Units	Cts/S	Cts/S	Cts/S	Cts/S
Avg	4666.4	3985.9	53675.	8030.1
Stddev	3.3	2.5	100.	43.4
%RSD	.07107	.06194	.18555	.54099
Check ?	Chk Pass	Chk Pass	Chk Pass	Chk Pass
Value	79.508%	89.883%	86.534%	97.514%
Range				

PDF created with pdfFactory Pro trial version www.pdffactory.com

Sample Name: 240-67279-a-2-b Acquired: 7/28/2016 12:02:41 Type: Unk
Method: ICP I9 Method 200.7-6010(v139) Mode: CONC Corr. Factor: 1.000000
User: analyst Custom ID1: Custom ID2: Custom ID3:
Comment:

Elem	Ag3280	Al3082	As1890	B_1826	Ba4554	Be3130
IS Ref	(Y_3600)	(Y_3710)	(Y_2243)	(Y_2243)	(Y_3710)	(Y_3710)
Units	ppb	ppb	ppb	ppb	ppb	ppb
Avg	-.59241	8.3904	5.6973	220.23	605.95	.18265
Stddev	.50592	4.2180	2.3887	3.58	.28	.09203
%RSD	85.399	50.272	41.928	1.6278	.04552	50.385
Check ?	Chk Pass	Chk Pass	Chk Pass	Chk Pass	Chk Pass	Chk Pass
High Limit						
Low Limit						

Elem	Ca3179	Cd2288	Co2286	Cr2677	Cu3273	Fe2599
IS Ref	(Y_3710)	(Y_2243)	(In2306)	(Y_3600)	(Y_3600)	(Y_3710)
Units	ppb	ppb	ppb	ppb	ppb	ppb
Avg	567650.	3.604	16.584	2.6463	4.4965	15.116
Stddev	816.	.131	.625	.3560	.1288	.384
%RSD	.14371	3.623	3.7711	13.453	2.8633	2.5417
Check ?	Chk Pass	Chk Pass	Chk Pass	Chk Pass	Chk Pass	Chk Pass
High Limit						
Low Limit						

Elem	K_7664	Li6707	Mg2790	Mn2576	Mo2020	Na5895
IS Ref	(Y_3710)	(Y_3710)	(Y_3710)	(Y_3600)	(Y_2243)	(Y_3710)
Units	ppb	ppb	ppb	ppb	ppb	ppb
Avg	5060.4	928.83	34967.	1392.7	5.3979	F 1045300.
Stddev	30.1	3.30	250.	2.6	.3220	9052.
%RSD	.59570	.35515	.71552	.18838	5.9644	.86601
Check ?	Chk Pass	Chk Pass	Chk Pass	Chk Pass	Chk Pass	Chk Fail
High Limit						500000.
Low Limit						-500000.

PDF created with pdfFactory Pro trial version www.pdffactory.com

Sample Name: 240-67279-a-2-b Acquired: 7/28/2016 12:02:41 Type: Unk
Method: ICP I9 Method 200.7-6010(v139) Mode: CONC Corr. Factor: 1.000000
User: analyst Custom ID1: Custom ID2: Custom ID3:
Comment:

Elem	Ni2316	Pb2203	Sb2175	Se1960	Sn1899	Ti3372
IS Ref	(In2306)	(Y_2243)	(Y_2243)	(Y_2243)	(In2306)	(Y_3600)
Units	ppb	ppb	ppb	ppb	ppb	ppb
Avg	34.720	18.607	-3.142	1.5436	1.9483	-.36752
Stddev	1.143	1.909	2.754	2.6860	.4212	.21704
%RSD	3.2909	10.259	87.65	174.02	21.617	59.057
Check ?	Chk Pass	Chk Pass	Chk Pass	Chk Pass	Chk Pass	Chk Pass
High Limit						
Low Limit						

Elem	Tl1908	V_2908	Zn2062	Si2516	Sr3464
IS Ref	(In2306)	(Y_3710)	(In2306)	(Y_3710)	(Y_3710)
Units	ppb	ppb	ppb	ppb	ppb
Avg	4.5014	-4.7179	491.78	8978.5	1173.7
Stddev	.8272	2.3077	10.62	79.9	12.0
%RSD	18.377	48.913	2.1601	.89011	1.0186
Check ?	Chk Pass	Chk Pass	Chk Pass	Chk Pass	Chk Pass
High Limit					
Low Limit					

Int. Std.	In2306	Y_2243	Y_3600	Y_3710
Units	Cts/S	Cts/S	Cts/S	Cts/S
Avg	4403.1	3793.2	51676.	7812.4
Stddev	19.7	8.6	24.	15.8
%RSD	.44733	.22656	.04549	.20280
Check ?	Chk Pass	Chk Pass	Chk Pass	Chk Pass
Value	75.022%	85.538%	83.310%	94.870%
Range				

PDF created with pdfFactory Pro trial version www.pdffactory.com

Sample Name: CCV-2632473 Acquired: 7/28/2016 12:06:59 Type: QC
Method: ICP I9 Method 200.7-6010(v139) Mode: CONC Corr. Factor: 1.000000
User: analyst Custom ID1: Custom ID2: Custom ID3:
Comment:

Elem	Ag3280	Al3082	As1890	B_1826	Ba4554	Be3130	Ca3179	Cd2288
IS Ref	(Y_3600)	(Y_3710)	(Y_2243)	(Y_2243)	(Y_3710)	(Y_3710)	(Y_3710)	(Y_2243)
Units	ppb	ppb	ppb	ppb	ppb	ppb	ppb	ppb
Avg	993.86	25698.	493.46	5043.9	1934.6	1973.8	51510.	491.3
Stddev	1.43	102.	2.10	33.2	2.1	3.4	249.	3.6
%RSD	.14400	.39738	.42469	.65857	.10760	.17281	.48325	.7277
Check ?	Chk Pass	Chk Pass	Chk Pass	Chk Pass	Chk Pass	Chk Pass	Chk Pass	Chk Pass
Value								
Range								

Elem	Co2286	Cr2677	Cu3273	Fe2599	K_7664	Li6707	Mg2790	Mn2576
IS Ref	(In2306)	(Y_3600)	(Y_3600)	(Y_3710)	(Y_3710)	(Y_3710)	(Y_3710)	(Y_3600)
Units	ppb	ppb	ppb	ppb	ppb	ppb	ppb	ppb
Avg	1970.9	1948.2	1940.9	25377.	49618.	5219.6	49633.	1961.3
Stddev	17.2	4.0	2.6	25.	178.	9.9	98.	7.2
%RSD	.87214	.20556	.13220	.09828	.35799	.18988	.19670	.36931
Check ?	Chk Pass	Chk Pass	Chk Pass	Chk Pass	Chk Pass	Chk Pass	Chk Pass	Chk Pass
Value								
Range								

Elem	Mo2020	Na5895	Ni2316	Pb2203	Sb2175	Se1960	Sn1899	Ti3372
IS Ref	(Y_2243)	(Y_3710)	(In2306)	(Y_2243)	(Y_2243)	(Y_2243)	(In2306)	(Y_3600)
Units	ppb	ppb	ppb	ppb	ppb	ppb	ppb	ppb
Avg	1991.5	47466.	1979.7	482.59	506.7	501.08	5056.9	4945.5
Stddev	19.0	10.	16.4	5.24	7.2	2.26	47.6	27.3
%RSD	.95184	.02211	.82981	1.0868	1.420	.45069	.94066	.55210
Check ?	Chk Pass	Chk Pass	Chk Pass	Chk Pass	Chk Pass	Chk Pass	Chk Pass	Chk Pass
Value								
Range								

PDF created with pdfFactory Pro trial version www.pdffactory.com

Sample Name: CCV-2632473 Acquired: 7/28/2016 12:06:59 Type: QC
Method: ICP I9 Method 200.7-6010(v139) Mode: CONC Corr. Factor: 1.000000
User: analyst Custom ID1: Custom ID2: Custom ID3:
Comment:

Elem	Tl1908	V_2908	Zn2062	Si2516	Sr3464
IS Ref	(In2306)	(Y_3710)	(In2306)	(Y_3710)	(Y_3710)
Units	ppb	ppb	ppb	ppb	ppb
Avg	996.00	2007.8	2012.4	5212.9	4939.0
Stddev	11.65	1.7	14.8	25.8	2.6
%RSD	1.1694	.08628	.73445	.49479	.05242
Check ?	Chk Pass	Chk Pass	Chk Pass	Chk Pass	Chk Pass
Value					
Range					

Int. Std.	In2306	Y_2243	Y_3600	Y_3710
Units	Cts/S	Cts/S	Cts/S	Cts/S
Avg	5204.6	4245.8	58682.	7982.2
Stddev	1.1	2.7	245.	13.7
%RSD	.02081	.06347	.41702	.17178

PDF created with pdfFactory Pro trial version www.pdffactory.com

Sample Name: CCB Acquired: 7/28/2016 12:10:50 Type: QC
Method: ICP I9 Method 200.7-6010(v139) Mode: CONC Corr. Factor: 1.000000
User: analyst Custom ID1: Custom ID2: Custom ID3:
Comment:

Elem	Ag3280	Al3082	As1890	B_1826	Ba4554	Be3130	Ca3179
IS Ref	(Y_3600)	(Y_3710)	(Y_2243)	(Y_2243)	(Y_3710)	(Y_3710)	(Y_3710)
Units	ppb	ppb	ppb	ppb	ppb	ppb	ppb
Avg	-.04506	-3.9406	.42798	8.5183	.19441	.14190	34.401
Stddev	.15012	11.645	.57671	.9226	.08242	.04631	2.647
%RSD	333.15	295.52	134.75	10.831	42.396	32.637	7.6957
Check ?	Chk Pass	Chk Pass	Chk Pass	Chk Pass	Chk Pass	Chk Pass	Chk Pass
High Limit							
Low Limit							

Elem	Cd2288	Co2286	Cr2677	Cu3273	Fe2599	K_7664	Li6707
IS Ref	(Y_2243)	(In2306)	(Y_3600)	(Y_3600)	(Y_3710)	(Y_3710)	(Y_3710)
Units	ppb	ppb	ppb	ppb	ppb	ppb	ppb
Avg	-.0799	.16036	.18681	-1.2912	2.7322	280.52	F 345.78
Stddev	.0775	.15201	.03418	.2500	2.2736	9.89	2.25
%RSD	97.02	94.794	18.295	19.363	83.214	3.5244	.65210
Check ?	Chk Pass	Chk Pass	Chk Pass	Chk Pass	Chk Pass	Chk Pass	Chk Fail
High Limit							50.000
Low Limit							-50.000

Elem	Mg2790	Mn2576	Mo2020	Na5895	Ni2316	Pb2203	Sb2175
IS Ref	(Y_3710)	(Y_3600)	(Y_2243)	(Y_3710)	(In2306)	(Y_2243)	(Y_2243)
Units	ppb	ppb	ppb	ppb	ppb	ppb	ppb
Avg	-1.4819	1.3424	2.5989	836.98	.10338	1.4615	.0795
Stddev	13.580	.0146	.0645	22.97	.34861	.7551	.5497
%RSD	916.39	1.0864	2.4805	2.7444	337.22	51.665	691.1
Check ?	Chk Pass	Chk Pass	Chk Pass	Chk Pass	Chk Pass	Chk Pass	Chk Pass
High Limit							
Low Limit							

PDF created with pdfFactory Pro trial version www.pdffactory.com

Sample Name: CCB Acquired: 7/28/2016 12:10:50 Type: QC
Method: ICP I9 Method 200.7-6010(v139) Mode: CONC Corr. Factor: 1.000000
User: analyst Custom ID1: Custom ID2: Custom ID3:
Comment:

Elem	Se1960	Sn1899	Ti3372	Tl1908	V_2908	Zn2062	Si2516
IS Ref	(Y_2243)	(In2306)	(Y_3600)	(In2306)	(Y_3710)	(In2306)	(Y_3710)
Units	ppb	ppb	ppb	ppb	ppb	ppb	ppb
Avg	.33824	.29570	1.5602	-.47370	-.59299	2.2499	-12.220
Stddev	1.6661	.52925	.2702	.66719	2.4678	.2107	8.580
%RSD	492.56	178.98	17.319	140.85	416.17	9.3632	70.214
Check ?	Chk Pass	Chk Pass	Chk Pass	Chk Pass	Chk Pass	Chk Pass	Chk Pass
High Limit							
Low Limit							

Elem	Sr3464
IS Ref	(Y_3710)
Units	ppb
Avg	6.6022
Stddev	1.3858
%RSD	20.990
Check ?	Chk Pass
High Limit	
Low Limit	

Int. Std.	In2306	Y_2243	Y_3600	Y_3710
Units	Cts/S	Cts/S	Cts/S	Cts/S
Avg	5878.8	4429.7	62181.	8059.9
Stddev	5.9	4.7	44.	32.6
%RSD	.10092	.10564	.07082	.40434

PDF created with pdfFactory Pro trial version www.pdffactory.com

Sample Name: 240-67265-d-1-e Acquired: 7/28/2016 12:35:47 Type: Unk
Method: ICP I9 Method 200.7-6010(v139) Mode: CONC Corr. Factor: 1.000000
User: analyst Custom ID1: Custom ID2: Custom ID3:
Comment:

Elem	Ag3280	Al3082	As1890	B_1826	Ba4554	Be3130
IS Ref	(Y_3600)	(Y_3710)	(Y_2243)	(Y_2243)	(Y_3710)	(Y_3710)
Units	ppb	ppb	ppb	ppb	ppb	ppb
Avg	-.46674	6.9900	11.511	301.61	775.00	.07000
Stddev	.41512	8.4637	2.033	.78	1.34	.05302
%RSD	88.940	121.08	17.665	.25951	.17301	75.747
Check ?	Chk Pass	Chk Pass	Chk Pass	Chk Pass	Chk Pass	Chk Pass
High Limit						
Low Limit						

Elem	Ca3179	Cd2288	Co2286	Cr2677	Cu3273	Fe2599
IS Ref	(Y_3710)	(Y_2243)	(In2306)	(Y_3600)	(Y_3600)	(Y_3710)
Units	ppb	ppb	ppb	ppb	ppb	ppb
Avg	W 732420.	1.276	9.4120	3.2606	5.3026	34.635
Stddev	4123.	.243	.1240	.1926	.3779	.756
%RSD	.56288	19.04	1.3171	5.9056	7.1267	2.1823
Check ?	Chk Warn	Chk Pass	Chk Pass	Chk Pass	Chk Pass	Chk Pass
High Limit	720000.					
Low Limit	-500000.					

Elem	K_7664	Li6707	Mg2790	Mn2576	Mo2020	Na5895
IS Ref	(Y_3710)	(Y_3710)	(Y_3710)	(Y_3600)	(Y_2243)	(Y_3710)
Units	ppb	ppb	ppb	ppb	ppb	ppb
Avg	4444.3	792.31	16656.	2423.0	7.6770	F 1107400.
Stddev	26.2	3.82	58.	7.9	.2886	19254.
%RSD	.58963	.48253	.34533	.32620	3.7590	1.7386
Check ?	Chk Pass	Chk Pass	Chk Pass	Chk Pass	Chk Pass	Chk Fail
High Limit						500000.
Low Limit						-500000.

PDF created with pdfFactory Pro trial version www.pdffactory.com

Sample Name: 240-67265-d-1-e Acquired: 7/28/2016 12:35:47 Type: Unk
Method: ICP I9 Method 200.7-6010(v139) Mode: CONC Corr. Factor: 1.000000
User: analyst Custom ID1: Custom ID2: Custom ID3:
Comment:

Elem	Ni2316	Pb2203	Sb2175	Se1960	Sn1899	Ti3372
IS Ref	(In2306)	(Y_2243)	(Y_2243)	(Y_2243)	(In2306)	(Y_3600)
Units	ppb	ppb	ppb	ppb	ppb	ppb
Avg	29.696	6.0006	-4.648	2.3335	3.0667	-.72025
Stddev	.425	1.0604	1.937	2.4432	.2786	.06491
%RSD	1.4317	17.672	41.67	104.70	9.0845	9.0122
Check ?	Chk Pass	Chk Pass	Chk Pass	Chk Pass	Chk Pass	Chk Pass
High Limit						
Low Limit						

Elem	Tl1908	V_2908	Zn2062	Si2516	Sr3464
IS Ref	(In2306)	(Y_3710)	(In2306)	(Y_3710)	(Y_3710)
Units	ppb	ppb	ppb	ppb	ppb
Avg	6.8553	-4.8170	64.490	9251.4	1411.4
Stddev	.8960	1.3532	.443	60.6	10.2
%RSD	13.069	28.093	.68681	.65459	.72134
Check ?	Chk Pass	Chk Pass	Chk Pass	Chk Pass	Chk Pass
High Limit					
Low Limit					

Int. Std.	In2306	Y_2243	Y_3600	Y_3710
Units	Cts/S	Cts/S	Cts/S	Cts/S
Avg	4378.4	3794.7	51741.	7853.1
Stddev	7.1	9.0	108.	32.4
%RSD	.16238	.23590	.20912	.41276
Check ?	Chk Pass	Chk Pass	Chk Pass	Chk Pass
Value	74.600%	85.571%	83.416%	95.364%
Range				

PDF created with pdfFactory Pro trial version www.pdffactory.com

Sample Name: CCV-2632473 Acquired: 7/28/2016 12:40:06 Type: QC
Method: ICP I9 Method 200.7-6010(v139) Mode: CONC Corr. Factor: 1.000000
User: analyst Custom ID1: Custom ID2: Custom ID3:
Comment:

Elem	Ag3280	Al3082	As1890	B_1826	Ba4554	Be3130	Ca3179	Cd2288
IS Ref	(Y_3600)	(Y_3710)	(Y_2243)	(Y_2243)	(Y_3710)	(Y_3710)	(Y_3710)	(Y_2243)
Units	ppb	ppb	ppb	ppb	ppb	ppb	ppb	ppb
Avg	987.14	25807.	491.85	5022.8	1929.1	1967.7	51465.	490.9
Stddev	1.67	233.	.67	17.0	5.0	9.3	339.	2.0
%RSD	.16920	.90250	.13586	.33750	.26096	.47277	.65890	.4161
Check ?	Chk Pass	Chk Pass	Chk Pass	Chk Pass	Chk Pass	Chk Pass	Chk Pass	Chk Pass
Value								
Range								

Elem	Co2286	Cr2677	Cu3273	Fe2599	K_7664	Li6707	Mg2790	Mn2576
IS Ref	(In2306)	(Y_3600)	(Y_3600)	(Y_3710)	(Y_3710)	(Y_3710)	(Y_3710)	(Y_3600)
Units	ppb	ppb	ppb	ppb	ppb	ppb	ppb	ppb
Avg	1971.0	1947.5	1936.4	25448.	49533.	5144.3	49530.	1962.2
Stddev	8.8	1.6	2.2	75.	299.	33.2	233.	3.1
%RSD	.44897	.08291	.11541	.29476	.60341	.64464	.46963	.15727
Check ?	Chk Pass	Chk Pass	Chk Pass	Chk Pass	Chk Pass	Chk Pass	Chk Pass	Chk Pass
Value								
Range								

Elem	Mo2020	Na5895	Ni2316	Pb2203	Sb2175	Se1960	Sn1899	Ti3372
IS Ref	(Y_2243)	(Y_3710)	(In2306)	(Y_2243)	(Y_2243)	(Y_2243)	(In2306)	(Y_3600)
Units	ppb	ppb	ppb	ppb	ppb	ppb	ppb	ppb
Avg	1998.0	47965.	1978.9	485.40	504.0	505.46	5049.5	4893.3
Stddev	12.8	287.	8.6	1.09	2.4	2.39	32.2	16.2
%RSD	.63895	.59764	.43271	.22371	.4814	.47261	.63839	.33178
Check ?	Chk Pass	Chk Pass	Chk Pass	Chk Pass	Chk Pass	Chk Pass	Chk Pass	Chk Pass
Value								
Range								

PDF created with pdfFactory Pro trial version www.pdffactory.com

Sample Name: CCV-2632473 Acquired: 7/28/2016 12:40:06 Type: QC
Method: ICP I9 Method 200.7-6010(v139) Mode: CONC Corr. Factor: 1.000000
User: analyst Custom ID1: Custom ID2: Custom ID3:
Comment:

Elem	Tl1908	V_2908	Zn2062	Si2516	Sr3464
IS Ref	(In2306)	(Y_3710)	(In2306)	(Y_3710)	(Y_3710)
Units	ppb	ppb	ppb	ppb	ppb
Avg	995.61	2019.2	2009.0	5197.4	4941.1
Stddev	3.69	9.6	10.1	72.6	13.4
%RSD	.37024	.47715	.50401	1.3967	.27144
Check ?	Chk Pass	Chk Pass	Chk Pass	Chk Pass	Chk Pass
Value					
Range					

Int. Std.	In2306	Y_2243	Y_3600	Y_3710
Units	Cts/S	Cts/S	Cts/S	Cts/S
Avg	5229.8	4261.1	58937.	7990.0
Stddev	4.8	4.4	49.	17.6
%RSD	.09256	.10306	.08316	.22014

PDF created with pdfFactory Pro trial version www.pdffactory.com

Sample Name: CCB Acquired: 7/28/2016 12:43:57 Type: QC
Method: ICP I9 Method 200.7-6010(v139) Mode: CONC Corr. Factor: 1.000000
User: analyst Custom ID1: Custom ID2: Custom ID3:
Comment:

Elem	Ag3280	Al3082	As1890	B_1826	Ba4554	Be3130	Ca3179
IS Ref	(Y_3600)	(Y_3710)	(Y_2243)	(Y_2243)	(Y_3710)	(Y_3710)	(Y_3710)
Units	ppb	ppb	ppb	ppb	ppb	ppb	ppb
Avg	-.32220	4.5554	-.01249	7.7126	.27040	.20944	57.786
Stddev	.55519	5.5293	.70280	.7732	.13648	.06562	1.358
%RSD	172.31	121.38	5624.8	10.025	50.474	31.329	2.3500
Check ?	Chk Pass	Chk Pass	Chk Pass	Chk Pass	Chk Pass	Chk Pass	Chk Pass
High Limit							
Low Limit							

Elem	Cd2288	Co2286	Cr2677	Cu3273	Fe2599	K_7664	Li6707
IS Ref	(Y_2243)	(In2306)	(Y_3600)	(Y_3600)	(Y_3710)	(Y_3710)	(Y_3710)
Units	ppb	ppb	ppb	ppb	ppb	ppb	ppb
Avg	.0039	-.05771	.27896	-.54663	3.0225	184.74	F 220.79
Stddev	.1439	.10425	.09191	.50351	1.2744	52.10	1.08
%RSD	3665.	180.63	32.946	92.112	42.162	28.204	.49090
Check ?	Chk Pass	Chk Pass	Chk Pass	Chk Pass	Chk Pass	Chk Pass	Chk Fail
High Limit							50.000
Low Limit							-50.000

Elem	Mg2790	Mn2576	Mo2020	Na5895	Ni2316	Pb2203	Sb2175
IS Ref	(Y_3710)	(Y_3600)	(Y_2243)	(Y_3710)	(In2306)	(Y_2243)	(Y_2243)
Units	ppb	ppb	ppb	ppb	ppb	ppb	ppb
Avg	16.251	3.4708	2.5937	584.55	-.04842	-.19462	-.6297
Stddev	23.404	.0376	.1258	9.69	.14645	1.3511	1.283
%RSD	144.01	1.0841	4.8507	1.6574	302.44	694.26	203.7
Check ?	Chk Pass	Chk Pass	Chk Pass	Chk Pass	Chk Pass	Chk Pass	Chk Pass
High Limit							
Low Limit							

PDF created with pdfFactory Pro trial version www.pdffactory.com

Sample Name: CCB Acquired: 7/28/2016 12:43:57 Type: QC
Method: ICP I9 Method 200.7-6010(v139) Mode: CONC Corr. Factor: 1.000000
User: analyst Custom ID1: Custom ID2: Custom ID3:
Comment:

Elem	Se1960	Sn1899	Ti3372	Tl1908	V_2908	Zn2062	Si2516
IS Ref	(Y_2243)	(In2306)	(Y_3600)	(In2306)	(Y_3710)	(In2306)	(Y_3710)
Units	ppb	ppb	ppb	ppb	ppb	ppb	ppb
Avg	.51558	.62053	1.6221	-.76401	-.94722	4.0731	-25.860
Stddev	2.2545	.43658	.1436	.68147	2.2444	.1307	3.569
%RSD	437.28	70.355	8.8549	89.196	236.94	3.2096	13.799
Check ?	Chk Pass	Chk Pass	Chk Pass	Chk Pass	Chk Pass	Chk Pass	Chk Pass
High Limit							
Low Limit							

Elem	Sr3464
IS Ref	(Y_3710)
Units	ppb
Avg	-.14360
Stddev	2.9850
%RSD	2078.8
Check ?	Chk Pass
High Limit	
Low Limit	

Int. Std.	In2306	Y_2243	Y_3600	Y_3710
Units	Cts/S	Cts/S	Cts/S	Cts/S
Avg	5882.5	4428.1	61966.	7989.4
Stddev	10.0	7.0	158.	10.9
%RSD	.17075	.15885	.25539	.13659

PDF created with pdfFactory Pro trial version www.pdffactory.com

Sample Name: DNUmb 240-240040/1-a Acquired: 7/28/2016 13:05:38 Type: QC
Method: ICP I9 Method 200.7-6010(v139) Mode: CONC Corr. Factor: 1.000000
User: analyst Custom ID1: Custom ID2: Custom ID3:
Comment:

Elem	Ag3280	Al3082	As1890	B_1826	Ba4554	Be3130	Ca3179
IS Ref	(Y_3600)	(Y_3710)	(Y_2243)	(Y_2243)	(Y_3710)	(Y_3710)	(Y_3710)
Units	ppb	ppb	ppb	ppb	ppb	ppb	ppb
Avg	-.31910	21.995	-1.8829	4.7233	1.1210	.06976	236.98
Stddev	.18664	6.340	1.2468	.6857	.2236	.02367	1.97
%RSD	58.488	28.826	66.213	14.518	19.944	33.935	.83021
Check ?	Chk Pass	Chk Pass	Chk Pass	Chk Pass	Chk Pass	Chk Pass	Chk Pass
High Limit							
Low Limit							

Elem	Cd2288	Co2286	Cr2677	Cu3273	Fe2599	K_7664	Li6707
IS Ref	(Y_2243)	(In2306)	(Y_3600)	(Y_3600)	(Y_3710)	(Y_3710)	(Y_3710)
Units	ppb	ppb	ppb	ppb	ppb	ppb	ppb
Avg	-.0042	.11106	.90665	.70482	20.283	116.86	F 232.16
Stddev	.1255	.13969	.52155	.82746	1.792	24.61	.75
%RSD	2960.	125.78	57.526	117.40	8.8367	21.058	.32470
Check ?	Chk Pass	Chk Pass	Chk Pass	Chk Pass	Chk Pass	Chk Pass	Chk Fail
High Limit							50.000
Low Limit							-1000.0

Elem	Mg2790	Mn2576	Mo2020	Na5895	Ni2316	Pb2203	Sb2175
IS Ref	(Y_3710)	(Y_3600)	(Y_2243)	(Y_3710)	(In2306)	(Y_2243)	(Y_2243)
Units	ppb	ppb	ppb	ppb	ppb	ppb	ppb
Avg	83.208	-1.7957	-.20908	270.55	F 30.584	-.17960	-2.149
Stddev	20.226	.0148	.37976	3.57	51.199	.80153	1.158
%RSD	24.307	.82220	181.64	1.3183	167.40	446.29	53.89
Check ?	Chk Pass	Chk Pass	Chk Pass	Chk Pass	Chk Fail	Chk Pass	Chk Pass
High Limit					10.000		
Low Limit					-1000.0		

PDF created with pdfFactory Pro trial version www.pdffactory.com

Sample Name: DNUmb 240-240040/1-a Acquired: 7/28/2016 13:05:38 Type: QC
Method: ICP I9 Method 200.7-6010(v139) Mode: CONC Corr. Factor: 1.000000
User: analyst Custom ID1: Custom ID2: Custom ID3:
Comment:

Elem	Se1960	Sn1899	Ti3372	Tl1908	V_2908	Zn2062	Si2516
IS Ref	(Y_2243)	(In2306)	(Y_3600)	(In2306)	(Y_3710)	(In2306)	(Y_3710)
Units	ppb	ppb	ppb	ppb	ppb	ppb	ppb
Avg	-1.1886	29.297	.11314	-1.1282	-2.7268	14.698	58.076
Stddev	.9940	.233	.21890	.7349	.6898	16.581	11.896
%RSD	83.622	.79459	193.47	65.136	25.297	112.81	20.483
Check ?	Chk Pass	Chk Pass	Chk Pass	Chk Pass	Chk Pass	Chk Pass	Chk Pass
High Limit							
Low Limit							

Elem	Sr3464
IS Ref	(Y_3710)
Units	ppb
Avg	-.49210
Stddev	2.3928
%RSD	486.24
Check ?	Chk Pass
High Limit	
Low Limit	

Int. Std.	In2306	Y_2243	Y_3600	Y_3710
Units	Cts/S	Cts/S	Cts/S	Cts/S
Avg	5816.7	4418.2	61866.	8025.5
Stddev	36.5	27.8	113.	48.7
%RSD	.62828	.62885	.18269	.60699

PDF created with pdfFactory Pro trial version www.pdffactory.com

Sample Name: DNUlcs240-240040/2-a Acquired: 7/28/2016 13:09:45 Type: QC
Method: ICP I9 Method 200.7-6010(v139) Mode: CONC Corr. Factor: 1.000000
User: analyst Custom ID1: Custom ID2: Custom ID3:
Comment:

Elem	Ag3280	Al3082	As1890	B_1826	Ba4554	Be3130	Ca3179
IS Ref	(Y_3600)	(Y_3710)	(Y_2243)	(Y_2243)	(Y_3710)	(Y_3710)	(Y_3710)
Units	ppb	ppb	ppb	ppb	ppb	ppb	ppb
Avg	46.289	1996.8	1914.1	946.87	1846.1	47.659	48746.
Stddev	.422	16.4	7.0	3.26	5.2	.161	150.
%RSD	.91264	.82311	.36428	.34445	.28097	.33682	.30854
Check ?	Chk Pass	Chk Pass	Chk Pass	Chk Pass	Chk Pass	Chk Pass	Chk Pass
Value							
Range							

Elem	Cd2288	Co2286	Cr2677	Cu3273	Fe2599	K_7664	Li6707
IS Ref	(Y_2243)	(In2306)	(Y_3600)	(Y_3600)	(Y_3710)	(Y_3710)	(Y_3710)
Units	ppb	ppb	ppb	ppb	ppb	ppb	ppb
Avg	47.32	466.51	191.13	233.63	1005.6	47035.	F 1267.6
Stddev	.25	2.32	.12	.67	8.7	129.	4.2
%RSD	.5311	.49770	.06255	.28632	.86945	.27498	.33037
Check ?	Chk Pass	Chk Pass	Chk Pass	Chk Pass	Chk Pass	Chk Pass	Chk Fail
Value							1000.0
Range							20.500%

Elem	Mg2790	Mn2576	Mo2020	Na5895	Ni2316	Pb2203	Sb2175
IS Ref	(Y_3710)	(Y_3600)	(Y_2243)	(Y_3710)	(In2306)	(Y_2243)	(Y_2243)
Units	ppb	ppb	ppb	ppb	ppb	ppb	ppb
Avg	47972.	479.60	963.62	46624.	477.00	462.16	469.2
Stddev	76.	.42	5.81	92.	1.44	1.68	2.3
%RSD	.15856	.08671	.60321	.19807	.30252	.36297	.4900
Check ?	Chk Pass	Chk Pass	Chk Pass	Chk Pass	Chk Pass	Chk Pass	Chk Pass
Value							
Range							

PDF created with pdfFactory Pro trial version www.pdffactory.com

Sample Name: DNUlcs240-240040/2-a Acquired: 7/28/2016 13:09:45 Type: QC
Method: ICP I9 Method 200.7-6010(v139) Mode: CONC Corr. Factor: 1.000000
User: analyst Custom ID1: Custom ID2: Custom ID3:
Comment:

Elem	Se1960	Sn1899	Ti3372	Tl1908	V_2908	Zn2062	Si2516
IS Ref	(Y_2243)	(In2306)	(Y_3600)	(In2306)	(Y_3710)	(In2306)	(Y_3710)
Units	ppb	ppb	ppb	ppb	ppb	ppb	ppb
Avg	1902.3	1919.0	955.79	1848.7	488.19	481.35	1068.3
Stddev	10.3	7.3	.87	6.4	1.36	1.00	8.3
%RSD	.54190	.38005	.09086	.34674	.27918	.20756	.77312
Check ?	Chk Pass	Chk Pass	Chk Pass	Chk Pass	Chk Pass	Chk Pass	Chk Pass
Value							
Range							

Elem	Sr3464
IS Ref	(Y_3710)
Units	ppb
Avg	944.90
Stddev	1.93
%RSD	.20473
Check ?	Chk Pass
Value	
Range	

Int. Std.	In2306	Y_2243	Y_3600	Y_3710
Units	Cts/S	Cts/S	Cts/S	Cts/S
Avg	5246.9	4191.6	58024.	7861.5
Stddev	5.1	4.7	118.	42.9
%RSD	.09788	.11264	.20398	.54585

PDF created with pdfFactory Pro trial version www.pdffactory.com

Sample Name: 490-108343-b-1-d Acquired: 7/28/2016 13:13:27 Type: Unk
Method: ICP I9 Method 200.7-6010(v139) Mode: CONC Corr. Factor: 1.000000
User: analyst Custom ID1: Custom ID2: Custom ID3:
Comment:

Elem	Ag3280	Al3082	As1890	B_1826	Ba4554	Be3130	Ca3179
IS Ref	(Y_3600)	(Y_3710)	(Y_2243)	(Y_2243)	(Y_3710)	(Y_3710)	(Y_3710)
Units	ppb	ppb	ppb	ppb	ppb	ppb	ppb
Avg	-.35493	55941.	78.306	29.626	1363.0	3.5581	64755.
Stddev	.18318	75.	2.103	.259	.2	.0867	122.
%RSD	51.609	.13495	2.6851	.87484	.01731	2.4381	.18848
Check ?	Chk Pass	Chk Pass	Chk Pass	Chk Pass	Chk Pass	Chk Pass	Chk Pass
High Limit							
Low Limit							

Elem	Cd2288	Co2286	Cr2677	Cu3273	Fe2599	K_7664	Li6707
IS Ref	(Y_2243)	(In2306)	(Y_3600)	(Y_3600)	(Y_3710)	(Y_3710)	(Y_3710)
Units	ppb	ppb	ppb	ppb	ppb	ppb	ppb
Avg	3.105	59.963	100.71	165.92	136900.	8739.7	253.83
Stddev	.035	.766	.24	.25	248.	19.2	.94
%RSD	1.112	1.2768	.23697	.15238	.18082	.22019	.36856
Check ?	Chk Pass	Chk Pass	Chk Pass	Chk Pass	Chk Pass	Chk Pass	Chk Pass
High Limit							
Low Limit							

Elem	Mg2790	Mn2576	Mo2020	Na5895	Ni2316	Pb2203	Sb2175
IS Ref	(Y_3710)	(Y_3600)	(Y_2243)	(Y_3710)	(In2306)	(Y_2243)	(Y_2243)
Units	ppb	ppb	ppb	ppb	ppb	ppb	ppb
Avg	19285.	5446.8	12.974	627.58	158.76	652.33	3.454
Stddev	52.	56.5	.072	1.91	2.21	5.98	1.522
%RSD	.27127	1.0375	.55740	.30497	1.3941	.91602	44.05
Check ?	Chk Pass	Chk Pass	Chk Pass	Chk Pass	Chk Pass	Chk Pass	Chk Pass
High Limit							
Low Limit							

PDF created with pdfFactory Pro trial version www.pdffactory.com

Sample Name: 490-108343-b-1-d Acquired: 7/28/2016 13:13:27 Type: Unk
Method: ICP I9 Method 200.7-6010(v139) Mode: CONC Corr. Factor: 1.000000
User: analyst Custom ID1: Custom ID2: Custom ID3:
Comment:

Elem	Se1960	Sn1899	Ti3372	Tl1908	V_2908	Zn2062	Si2516
IS Ref	(Y_2243)	(In2306)	(Y_3600)	(In2306)	(Y_3710)	(In2306)	(Y_3710)
Units	ppb	ppb	ppb	ppb	ppb	ppb	ppb
Avg	4.7950	59.656	1467.4	22.192	162.80	872.67	7447.7
Stddev	1.4002	.396	.4	.901	4.02	7.43	107.6
%RSD	29.201	.66440	.02761	4.0615	2.4689	.85105	1.4447
Check ?	Chk Pass	Chk Pass	Chk Pass	Chk Pass	Chk Pass	Chk Pass	Chk Pass
High Limit							
Low Limit							

Elem	Sr3464
IS Ref	(Y_3710)
Units	ppb
Avg	268.98
Stddev	2.75
%RSD	1.0241
Check ?	Chk Pass
High Limit	
Low Limit	

Int. Std.	In2306	Y_2243	Y_3600	Y_3710
Units	Cts/S	Cts/S	Cts/S	Cts/S
Avg	5430.3	4716.6	65292.	8773.5
Stddev	1.8	7.7	87.	14.8
%RSD	.03319	.16329	.13336	.16873
Check ?	Chk Pass	Chk Pass	Chk Pass	Chk Pass
Value	92.524%	106.36%	105.26%	106.54%
Range				

PDF created with pdfFactory Pro trial version www.pdffactory.com

Sample Name: SD 490-108343-b-1d@5 Acquired: 7/28/2016 13:17:27 Type: Unk
Method: ICP I9 Method 200.7-6010(v139) Mode: CONC Corr. Factor: 1.000000
User: analyst Custom ID1: Custom ID2: Custom ID3:
Comment:

Elem	Ag3280	Al3082	As1890	B_1826	Ba4554	Be3130	Ca3179	Cd2288
IS Ref	(Y_3600)	(Y_3710)	(Y_2243)	(Y_2243)	(Y_3710)	(Y_3710)	(Y_3710)	(Y_2243)
Units	ppb	ppb	ppb	ppb	ppb	ppb	ppb	ppb
Avg	-.62149	12316.	17.508	8.3582	296.17	.76859	14179.	.6067
Stddev	.31426	27.	1.494	.2174	.27	.09790	46.	.1591
%RSD	50.565	.21689	8.5361	2.6012	.08995	12.737	.32321	26.23
Check ?	Chk Pass	Chk Pass	Chk Pass	Chk Pass	Chk Pass	Chk Pass	Chk Pass	Chk Pass
High Limit								
Low Limit								

Elem	Co2286	Cr2677	Cu3273	Fe2599	K_7664	Li6707	Mg2790	Mn2576
IS Ref	(In2306)	(Y_3600)	(Y_3600)	(Y_3710)	(Y_3710)	(Y_3710)	(Y_3710)	(Y_3600)
Units	ppb	ppb	ppb	ppb	ppb	ppb	ppb	ppb
Avg	12.102	22.509	36.330	30426.	1978.2	167.30	4297.7	1230.4
Stddev	.166	.117	.635	36.	16.2	2.03	20.5	3.6
%RSD	1.3754	.51939	1.7472	.11781	.81637	1.2114	.47626	.29600
Check ?	Chk Pass	Chk Pass	Chk Pass	Chk Pass	Chk Pass	Chk Pass	Chk Pass	Chk Pass
High Limit								
Low Limit								

Elem	Mo2020	Na5895	Ni2316	Pb2203	Sb2175	Se1960	Sn1899	Ti3372
IS Ref	(Y_2243)	(Y_3710)	(In2306)	(Y_2243)	(Y_2243)	(Y_2243)	(In2306)	(Y_3600)
Units	ppb	ppb	ppb	ppb	ppb	ppb	ppb	ppb
Avg	2.1078	263.64	32.675	148.41	.5350	1.7056	11.867	321.49
Stddev	.1369	4.45	.115	1.76	2.241	.4919	.235	.24
%RSD	6.4939	1.6892	.35172	1.1850	418.9	28.840	1.9764	.07413
Check ?	Chk Pass	Chk Pass	Chk Pass	Chk Pass	Chk Pass	Chk Pass	Chk Pass	Chk Pass
High Limit								
Low Limit								

PDF created with pdfFactory Pro trial version www.pdffactory.com

Sample Name: SD 490-108343-b-1d@5 Acquired: 7/28/2016 13:17:27 Type: Unk
Method: ICP I9 Method 200.7-6010(v139) Mode: CONC Corr. Factor: 1.000000
User: analyst Custom ID1: Custom ID2: Custom ID3:
Comment:

Elem	Tl1908	V_2908	Zn2062	Si2516	Sr3464
IS Ref	(In2306)	(Y_3710)	(In2306)	(Y_3710)	(Y_3710)
Units	ppb	ppb	ppb	ppb	ppb
Avg	4.1469	33.969	179.86	1595.6	62.750
Stddev	.6902	2.610	1.62	35.5	1.809
%RSD	16.643	7.6823	.89882	2.2222	2.8833
Check ?	Chk Pass	Chk Pass	Chk Pass	Chk Pass	Chk Pass
High Limit					
Low Limit					

Int. Std.	In2306	Y_2243	Y_3600	Y_3710
Units	Cts/S	Cts/S	Cts/S	Cts/S
Avg	5749.9	4512.9	62962.	8247.8
Stddev	17.5	12.1	139.	9.0
%RSD	.30408	.26729	.22050	.10900
Check ?	Chk Pass	Chk Pass	Chk Pass	Chk Pass
Value	97.968%	101.77%	101.51%	100.16%
Range				

PDF created with pdfFactory Pro trial version www.pdffactory.com

Sample Name: 490-108343-b-1-e ms Acquired: 7/28/2016 13:21:27 Type: Unk
Method: ICP I9 Method 200.7-6010(v139) Mode: CONC Corr. Factor: 1.000000
User: analyst Custom ID1: Custom ID2: Custom ID3:
Comment:

Elem	Ag3280	Al3082	As1890	B_1826	Ba4554	Be3130	Ca3179
IS Ref	(Y_3600)	(Y_3710)	(Y_2243)	(Y_2243)	(Y_3710)	(Y_3710)	(Y_3710)
Units	ppb	ppb	ppb	ppb	ppb	ppb	ppb
Avg	42.638	85649.	1782.3	865.79	3296.1	46.558	115200.
Stddev	.414	197.	11.3	2.50	6.1	.333	191.
%RSD	.97100	.22983	.63435	.28911	.18620	.71557	.16576
Check ?	Chk Pass	Chk Pass	Chk Pass	Chk Pass	Chk Pass	Chk Pass	Chk Pass
High Limit							
Low Limit							

Elem	Cd2288	Co2286	Cr2677	Cu3273	Fe2599	K_7664	Li6707
IS Ref	(Y_2243)	(In2306)	(Y_3600)	(Y_3600)	(Y_3710)	(Y_3710)	(Y_3710)
Units	ppb	ppb	ppb	ppb	ppb	ppb	ppb
Avg	46.08	536.55	297.17	386.05	153600.	52865.	1194.4
Stddev	.04	3.10	1.43	1.26	376.	80.	2.9
%RSD	.0971	.57865	.48283	.32568	.24491	.15119	.24312
Check ?	Chk Pass	Chk Pass	Chk Pass	Chk Pass	Chk Pass	Chk Pass	Chk Pass
High Limit							
Low Limit							

Elem	Mg2790	Mn2576	Mo2020	Na5895	Ni2316	Pb2203	Sb2175
IS Ref	(Y_3710)	(Y_3600)	(Y_2243)	(Y_3710)	(In2306)	(Y_2243)	(Y_2243)
Units	ppb	ppb	ppb	ppb	ppb	ppb	ppb
Avg	66708.	6400.8	835.86	42636.	663.35	1065.3	193.0
Stddev	246.	7.6	3.77	108.	3.07	3.6	2.2
%RSD	.36911	.11871	.45148	.25372	.46206	.33991	1.143
Check ?	Chk Pass	Chk Pass	Chk Pass	Chk Pass	Chk Pass	Chk Pass	Chk Pass
High Limit							
Low Limit							

PDF created with pdfFactory Pro trial version www.pdffactory.com

Sample Name: 490-108343-b-1-e ms Acquired: 7/28/2016 13:21:27 Type: Unk
Method: ICP I9 Method 200.7-6010(v139) Mode: CONC Corr. Factor: 1.000000
User: analyst Custom ID1: Custom ID2: Custom ID3:
Comment:

Elem	Se1960	Sn1899	Ti3372	Tl1908	V_2908	Zn2062	Si2516
IS Ref	(Y_2243)	(In2306)	(Y_3600)	(In2306)	(Y_3710)	(In2306)	(Y_3710)
Units	ppb	ppb	ppb	ppb	ppb	ppb	ppb
Avg	1685.6	1864.6	2856.8	1827.8	636.63	1466.7	14150.
Stddev	6.9	9.7	3.3	10.5	4.82	5.9	330.
%RSD	.40770	.51838	.11632	.57540	.75732	.39920	2.3338
Check ?	Chk Pass	Chk Pass	Chk Pass	Chk Pass	Chk Pass	Chk Pass	Chk Pass
High Limit							
Low Limit							

Elem	Sr3464
IS Ref	(Y_3710)
Units	ppb
Avg	1169.4
Stddev	4.4
%RSD	.37952
Check ?	Chk Pass
High Limit	
Low Limit	

Int. Std.	In2306	Y_2243	Y_3600	Y_3710
Units	Cts/S	Cts/S	Cts/S	Cts/S
Avg	5039.8	4618.5	63771.	8778.8
Stddev	9.1	5.1	144.	11.7
%RSD	.18053	.11036	.22596	.13379
Check ?	Chk Pass	Chk Pass	Chk Pass	Chk Pass
Value	85.869%	104.15%	102.81%	106.61%
Range				

PDF created with pdfFactory Pro trial version www.pdffactory.com

Sample Name: 490-108343-b-1-f msd Acquired: 7/28/2016 13:25:15 Type: Unk
Method: ICP I9 Method 200.7-6010(v139) Mode: CONC Corr. Factor: 1.000000
User: analyst Custom ID1: Custom ID2: Custom ID3:
Comment:

Elem	Ag3280	Al3082	As1890	B_1826	Ba4554	Be3130	Ca3179
IS Ref	(Y_3600)	(Y_3710)	(Y_2243)	(Y_2243)	(Y_3710)	(Y_3710)	(Y_3710)
Units	ppb	ppb	ppb	ppb	ppb	ppb	ppb
Avg	45.871	71376.	1753.5	817.70	3167.5	44.969	114800.
Stddev	.090	354.	3.4	1.92	4.4	.379	462.
%RSD	.19522	.49663	.19152	.23430	.14001	.84298	.40215
Check ?	Chk Pass	Chk Pass	Chk Pass	Chk Pass	Chk Pass	Chk Pass	Chk Pass
High Limit							
Low Limit							

Elem	Cd2288	Co2286	Cr2677	Cu3273	Fe2599	K_7664	Li6707
IS Ref	(Y_2243)	(In2306)	(Y_3600)	(Y_3600)	(Y_3710)	(Y_3710)	(Y_3710)
Units	ppb	ppb	ppb	ppb	ppb	ppb	ppb
Avg	44.75	519.35	270.52	372.80	142280.	50135.	1134.3
Stddev	.17	2.67	.35	.81	62.	160.	1.5
%RSD	.3736	.51410	.12923	.21740	.04328	.31845	.13655
Check ?	Chk Pass	Chk Pass	Chk Pass	Chk Pass	Chk Pass	Chk Pass	Chk Pass
High Limit							
Low Limit							

Elem	Mg2790	Mn2576	Mo2020	Na5895	Ni2316	Pb2203	Sb2175
IS Ref	(Y_3710)	(Y_3600)	(Y_2243)	(Y_3710)	(In2306)	(Y_2243)	(Y_2243)
Units	ppb	ppb	ppb	ppb	ppb	ppb	ppb
Avg	64318.	5612.8	815.06	41536.	633.42	1278.3	173.7
Stddev	49.	20.2	2.35	85.	2.22	2.1	1.2
%RSD	.07542	.35959	.28821	.20573	.35063	.16099	.7013
Check ?	Chk Pass	Chk Pass	Chk Pass	Chk Pass	Chk Pass	Chk Pass	Chk Pass
High Limit							
Low Limit							

PDF created with pdfFactory Pro trial version www.pdffactory.com

Sample Name: 490-108343-b-1-f msd Acquired: 7/28/2016 13:25:15 Type: Unk
Method: ICP I9 Method 200.7-6010(v139) Mode: CONC Corr. Factor: 1.000000
User: analyst Custom ID1: Custom ID2: Custom ID3:
Comment:

Elem	Se1960	Sn1899	Ti3372	Tl1908	V_2908	Zn2062	Si2516
IS Ref	(Y_2243)	(In2306)	(Y_3600)	(In2306)	(Y_3710)	(In2306)	(Y_3710)
Units	ppb	ppb	ppb	ppb	ppb	ppb	ppb
Avg	1652.7	1816.1	2432.2	1781.0	600.15	1417.9	13095.
Stddev	6.2	5.3	5.1	7.9	3.14	4.5	350.
%RSD	.37355	.29243	.21028	.44384	.52247	.31644	2.6730
Check ?	Chk Pass	Chk Pass	Chk Pass	Chk Pass	Chk Pass	Chk Pass	Chk Pass
High Limit							
Low Limit							

Elem	Sr3464
IS Ref	(Y_3710)
Units	ppb
Avg	1110.9
Stddev	5.1
%RSD	.46127
Check ?	Chk Pass
High Limit	
Low Limit	

Int. Std.	In2306	Y_2243	Y_3600	Y_3710
Units	Cts/S	Cts/S	Cts/S	Cts/S
Avg	5063.2	4595.3	63534.	8777.0
Stddev	8.4	11.3	90.	25.7
%RSD	.16577	.24607	.14155	.29249
Check ?	Chk Pass	Chk Pass	Chk Pass	Chk Pass
Value	86.268%	103.63%	102.43%	106.58%
Range				

PDF created with pdfFactory Pro trial version www.pdffactory.com

Sample Name: PDS 490-108343-b-1-d Acquired: 7/28/2016 13:29:04 Type: Unk
Method: ICP I9 Method 200.7-6010(v139) Mode: CONC Corr. Factor: 1.000000
User: analyst Custom ID1: Custom ID2: Custom ID3:
Comment:

Elem	Ag3280	Al3082	As1890	B_1826	Ba4554	Be3130	Ca3179
IS Ref	(Y_3600)	(Y_3710)	(Y_2243)	(Y_2243)	(Y_3710)	(Y_3710)	(Y_3710)
Units	ppb	ppb	ppb	ppb	ppb	ppb	ppb
Avg	36.415	56757.	1879.2	950.00	3110.8	48.441	110140.
Stddev	.344	306.	6.0	2.31	3.5	.082	418.
%RSD	.94360	.53863	.32091	.24360	.11163	.16842	.37981
Check ?	Chk Pass	Chk Pass	Chk Pass	Chk Pass	Chk Pass	Chk Pass	Chk Pass
High Limit							
Low Limit							

Elem	Cd2288	Co2286	Cr2677	Cu3273	Fe2599	K_7664	Li6707
IS Ref	(Y_2243)	(In2306)	(Y_3600)	(Y_3600)	(Y_3710)	(Y_3710)	(Y_3710)
Units	ppb	ppb	ppb	ppb	ppb	ppb	ppb
Avg	48.41	555.49	275.95	384.96	133880.	53774.	1173.7
Stddev	.22	1.79	.22	1.08	161.	116.	5.6
%RSD	.4480	.32218	.07989	.27991	.12011	.21534	.47342
Check ?	Chk Pass	Chk Pass	Chk Pass	Chk Pass	Chk Pass	Chk Pass	Chk Pass
High Limit							
Low Limit							

Elem	Mg2790	Mn2576	Mo2020	Na5895	Ni2316	Pb2203	Sb2175
IS Ref	(Y_3710)	(Y_3600)	(Y_2243)	(Y_3710)	(In2306)	(Y_2243)	(Y_2243)
Units	ppb	ppb	ppb	ppb	ppb	ppb	ppb
Avg	63563.	5687.3	912.74	45267.	653.96	1053.5	449.5
Stddev	111.	12.9	6.64	70.	3.50	8.9	6.6
%RSD	.17401	.22642	.72719	.15545	.53532	.84375	1.477
Check ?	Chk Pass	Chk Pass	Chk Pass	Chk Pass	Chk Pass	Chk Pass	Chk Pass
High Limit							
Low Limit							

PDF created with pdfFactory Pro trial version www.pdffactory.com

Sample Name: PDS 490-108343-b-1-d Acquired: 7/28/2016 13:29:04 Type: Unk
Method: ICP I9 Method 200.7-6010(v139) Mode: CONC Corr. Factor: 1.000000
User: analyst Custom ID1: Custom ID2: Custom ID3:
Comment:

Elem	Se1960	Sn1899	Ti3372	Tl1908	V_2908	Zn2062	Si2516
IS Ref	(Y_2243)	(In2306)	(Y_3600)	(In2306)	(Y_3710)	(In2306)	(Y_3710)
Units	ppb	ppb	ppb	ppb	ppb	ppb	ppb
Avg	1816.2	2056.1	2337.0	1951.2	612.98	1383.6	8302.3
Stddev	13.1	11.1	1.0	13.1	3.03	7.0	143.4
%RSD	.72320	.54042	.04135	.67332	.49490	.50407	1.7279
Check ?	Chk Pass	Chk Pass	Chk Pass	Chk Pass	Chk Pass	Chk Pass	Chk Pass
High Limit							
Low Limit							

Elem	Sr3464
IS Ref	(Y_3710)
Units	ppb
Avg	1160.3
Stddev	.7
%RSD	.06035
Check ?	Chk Pass
High Limit	
Low Limit	

Int. Std.	In2306	Y_2243	Y_3600	Y_3710
Units	Cts/S	Cts/S	Cts/S	Cts/S
Avg	5099.6	4584.1	63094.	8638.9
Stddev	11.9	8.6	165.	74.7
%RSD	.23274	.18719	.26155	.86462
Check ?	Chk Pass	Chk Pass	Chk Pass	Chk Pass
Value	86.889%	103.37%	101.72%	104.91%
Range				

PDF created with pdfFactory Pro trial version www.pdffactory.com

Sample Name: 490-108343-a-17-b Acquired: 7/28/2016 13:32:52 Type: Unk
Method: ICP I9 Method 200.7-6010(v139) Mode: CONC Corr. Factor: 1.000000
User: analyst Custom ID1: Custom ID2: Custom ID3:
Comment:

Elem	Ag3280	Al3082	As1890	B_1826	Ba4554	Be3130	Ca3179
IS Ref	(Y_3600)	(Y_3710)	(Y_2243)	(Y_2243)	(Y_3710)	(Y_3710)	(Y_3710)
Units	ppb	ppb	ppb	ppb	ppb	ppb	ppb
Avg	-.26092	74224.	94.978	27.335	1296.5	4.2445	39312.
Stddev	.13778	584.	2.672	.453	3.4	.0650	194.
%RSD	52.806	.78634	2.8128	1.6574	.26031	1.5312	.49268
Check ?	Chk Pass	Chk Pass	Chk Pass	Chk Pass	Chk Pass	Chk Pass	Chk Pass
High Limit							
Low Limit							

Elem	Cd2288	Co2286	Cr2677	Cu3273	Fe2599	K_7664	Li6707
IS Ref	(Y_2243)	(In2306)	(Y_3600)	(Y_3600)	(Y_3710)	(Y_3710)	(Y_3710)
Units	ppb	ppb	ppb	ppb	ppb	ppb	ppb
Avg	3.578	73.501	115.84	203.51	170160.	8131.3	255.02
Stddev	.085	.852	.30	.29	577.	33.0	.95
%RSD	2.375	1.1586	.25515	.14061	.33907	.40536	.37323
Check ?	Chk Pass	Chk Pass	Chk Pass	Chk Pass	Chk Pass	Chk Pass	Chk Pass
High Limit							
Low Limit							

Elem	Mg2790	Mn2576	Mo2020	Na5895	Ni2316	Pb2203	Sb2175
IS Ref	(Y_3710)	(Y_3600)	(Y_2243)	(Y_3710)	(In2306)	(Y_2243)	(Y_2243)
Units	ppb	ppb	ppb	ppb	ppb	ppb	ppb
Avg	18710.	5550.6	13.189	564.51	160.11	869.57	3.227
Stddev	18.	37.9	.124	7.30	1.85	7.49	2.074
%RSD	.09355	.68294	.93853	1.2924	1.1543	.86126	64.26
Check ?	Chk Pass	Chk Pass	Chk Pass	Chk Pass	Chk Pass	Chk Pass	Chk Pass
High Limit							
Low Limit							

PDF created with pdfFactory Pro trial version www.pdffactory.com

Sample Name: 490-108343-a-17-b Acquired: 7/28/2016 13:32:52 Type: Unk
Method: ICP I9 Method 200.7-6010(v139) Mode: CONC Corr. Factor: 1.000000
User: analyst Custom ID1: Custom ID2: Custom ID3:
Comment:

Elem	Se1960	Sn1899	Ti3372	Tl1908	V_2908	Zn2062	Si2516
IS Ref	(Y_2243)	(In2306)	(Y_3600)	(In2306)	(Y_3710)	(In2306)	(Y_3710)
Units	ppb	ppb	ppb	ppb	ppb	ppb	ppb
Avg	4.0589	53.308	2042.9	22.543	206.29	1011.3	4575.9
Stddev	1.1906	1.017	1.6	.688	2.10	10.1	38.4
%RSD	29.334	1.9088	.08031	3.0520	1.0186	1.0026	.84017
Check ?	Chk Pass	Chk Pass	Chk Pass	Chk Pass	Chk Pass	Chk Pass	Chk Pass
High Limit							
Low Limit							

Elem	Sr3464
IS Ref	(Y_3710)
Units	ppb
Avg	209.86
Stddev	3.68
%RSD	1.7538
Check ?	Chk Pass
High Limit	
Low Limit	

Int. Std.	In2306	Y_2243	Y_3600	Y_3710
Units	Cts/S	Cts/S	Cts/S	Cts/S
Avg	5421.8	4745.2	65663.	8844.1
Stddev	6.2	6.6	135.	41.0
%RSD	.11457	.13832	.20488	.46320
Check ?	Chk Pass	Chk Pass	Chk Pass	Chk Pass
Value	92.378%	107.01%	105.86%	107.40%
Range				

PDF created with pdfFactory Pro trial version www.pdffactory.com

Sample Name: 490-108343-a-19-b Acquired: 7/28/2016 13:36:54 Type: Unk
Method: ICP I9 Method 200.7-6010(v139) Mode: CONC Corr. Factor: 1.000000
User: analyst Custom ID1: Custom ID2: Custom ID3:
Comment:

Elem	Ag3280	Al3082	As1890	B_1826	Ba4554	Be3130	Ca3179
IS Ref	(Y_3600)	(Y_3710)	(Y_2243)	(Y_2243)	(Y_3710)	(Y_3710)	(Y_3710)
Units	ppb	ppb	ppb	ppb	ppb	ppb	ppb
Avg	-1.0018	83639.	91.796	39.781	1258.1	4.3281	83231.
Stddev	.3006	317.	1.468	.644	2.0	.0738	229.
%RSD	30.007	.37939	1.5996	1.6191	.15738	1.7045	.27482
Check ?	Chk Pass	Chk Pass	Chk Pass	Chk Pass	Chk Pass	Chk Pass	Chk Pass
High Limit							
Low Limit							

Elem	Cd2288	Co2286	Cr2677	Cu3273	Fe2599	K_7664	Li6707
IS Ref	(Y_2243)	(In2306)	(Y_3600)	(Y_3600)	(Y_3710)	(Y_3710)	(Y_3710)
Units	ppb	ppb	ppb	ppb	ppb	ppb	ppb
Avg	2.332	80.039	114.67	223.79	161360.	7505.9	263.58
Stddev	.185	.696	.39	.24	180.	47.8	2.06
%RSD	7.948	.87014	.34274	.10767	.11149	.63656	.78333
Check ?	Chk Pass	Chk Pass	Chk Pass	Chk Pass	Chk Pass	Chk Pass	Chk Pass
High Limit							
Low Limit							

Elem	Mg2790	Mn2576	Mo2020	Na5895	Ni2316	Pb2203	Sb2175
IS Ref	(Y_3710)	(Y_3600)	(Y_2243)	(Y_3710)	(In2306)	(Y_2243)	(Y_2243)
Units	ppb	ppb	ppb	ppb	ppb	ppb	ppb
Avg	22982.	5499.0	9.3863	726.79	154.98	758.47	4.490
Stddev	35.	19.9	.1112	6.02	1.16	3.89	.898
%RSD	.15184	.36165	1.1844	.82802	.74946	.51321	20.01
Check ?	Chk Pass	Chk Pass	Chk Pass	Chk Pass	Chk Pass	Chk Pass	Chk Pass
High Limit							
Low Limit							

PDF created with pdfFactory Pro trial version www.pdffactory.com

Sample Name: 490-108343-a-19-b Acquired: 7/28/2016 13:36:54 Type: Unk
Method: ICP I9 Method 200.7-6010(v139) Mode: CONC Corr. Factor: 1.000000
User: analyst Custom ID1: Custom ID2: Custom ID3:
Comment:

Elem	Se1960	Sn1899	Ti3372	Tl1908	V_2908	Zn2062	Si2516
IS Ref	(Y_2243)	(In2306)	(Y_3600)	(In2306)	(Y_3710)	(In2306)	(Y_3710)
Units	ppb	ppb	ppb	ppb	ppb	ppb	ppb
Avg	.97312	88.179	2196.3	21.765	217.72	931.80	4678.3
Stddev	.90410	.798	.5	.788	2.56	8.03	31.9
%RSD	92.907	.90511	.02240	3.6182	1.1740	.86142	.68150
Check ?	Chk Pass	Chk Pass	Chk Pass	Chk Pass	Chk Pass	Chk Pass	Chk Pass
High Limit							
Low Limit							

Elem	Sr3464
IS Ref	(Y_3710)
Units	ppb
Avg	318.15
Stddev	1.83
%RSD	.57663
Check ?	Chk Pass
High Limit	
Low Limit	

Int. Std.	In2306	Y_2243	Y_3600	Y_3710
Units	Cts/S	Cts/S	Cts/S	Cts/S
Avg	5363.3	4691.3	64701.	8754.4
Stddev	3.7	5.2	143.	24.5
%RSD	.06905	.11019	.22141	.28000
Check ?	Chk Pass	Chk Pass	Chk Pass	Chk Pass
Value	91.382%	105.79%	104.31%	106.31%
Range				

PDF created with pdfFactory Pro trial version www.pdffactory.com

Sample Name: 460-117540-c-2-a Acquired: 7/28/2016 13:40:56 Type: Unk
Method: ICP I9 Method 200.7-6010(v139) Mode: CONC Corr. Factor: 1.000000
User: analyst Custom ID1: Custom ID2: Custom ID3:
Comment:

Elem	Ag3280	Al3082	As1890	B_1826	Ba4554	Be3130	Ca3179	Cd2288
IS Ref	(Y_3600)	(Y_3710)	(Y_2243)	(Y_2243)	(Y_3710)	(Y_3710)	(Y_3710)	(Y_2243)
Units	ppb	ppb	ppb	ppb	ppb	ppb	ppb	ppb
Avg	-.00086	20.346	.32367	3.4829	1.3821	-.00024	227.20	.1015
Stddev	.07164	10.031	.56213	.7691	.1208	.10469	1.45	.0989
%RSD	8338.3	49.303	173.67	22.082	8.7415	44218.	.63910	97.47
Check ?	Chk Pass	Chk Pass	Chk Pass	Chk Pass	Chk Pass	Chk Pass	Chk Pass	Chk Pass
High Limit								
Low Limit								

Elem	Co2286	Cr2677	Cu3273	Fe2599	K_7664	Li6707	Mg2790	Mn2576
IS Ref	(In2306)	(Y_3600)	(Y_3600)	(Y_3710)	(Y_3710)	(Y_3710)	(Y_3710)	(Y_3600)
Units	ppb	ppb	ppb	ppb	ppb	ppb	ppb	ppb
Avg	-.22021	1.3257	2.2940	69.271	156.46	207.86	86.583	-.21257
Stddev	.21969	.4806	.7632	1.574	5.78	4.28	14.318	.04306
%RSD	99.763	36.255	33.269	2.2724	3.6944	2.0567	16.537	20.255
Check ?	Chk Pass	Chk Pass	Chk Pass	Chk Pass	Chk Pass	Chk Pass	Chk Pass	Chk Pass
High Limit								
Low Limit								

Elem	Mo2020	Na5895	Ni2316	Pb2203	Sb2175	Se1960	Sn1899	Ti3372
IS Ref	(Y_2243)	(Y_3710)	(In2306)	(Y_2243)	(Y_2243)	(Y_2243)	(In2306)	(Y_3600)
Units	ppb	ppb	ppb	ppb	ppb	ppb	ppb	ppb
Avg	-.50763	177.62	2.6934	.16599	-2.403	-.72264	28.439	1.4131
Stddev	.13798	2.83	.2974	1.4929	.814	2.3457	.809	.2658
%RSD	27.181	1.5913	11.042	899.41	33.89	324.59	2.8462	18.811
Check ?	Chk Pass	Chk Pass	Chk Pass	Chk Pass	Chk Pass	Chk Pass	Chk Pass	Chk Pass
High Limit								
Low Limit								

PDF created with pdfFactory Pro trial version www.pdffactory.com

Sample Name: 460-117540-c-2-a Acquired: 7/28/2016 13:40:56 Type: Unk
Method: ICP I9 Method 200.7-6010(v139) Mode: CONC Corr. Factor: 1.000000
User: analyst Custom ID1: Custom ID2: Custom ID3:
Comment:

Elem	Tl1908	V_2908	Zn2062	Si2516	Sr3464
IS Ref	(In2306)	(Y_3710)	(In2306)	(Y_3710)	(Y_3710)
Units	ppb	ppb	ppb	ppb	ppb
Avg	-.69283	2.8028	3.9956	81.597	-.06622
Stddev	.32628	3.2457	.0862	4.723	2.7895
%RSD	47.094	115.80	2.1572	5.7881	4212.2
Check ?	Chk Pass	Chk Pass	Chk Pass	Chk Pass	Chk Pass
High Limit					
Low Limit					

Int. Std.	In2306	Y_2243	Y_3600	Y_3710
Units	Cts/S	Cts/S	Cts/S	Cts/S
Avg	5929.7	4465.8	63179.	8219.0
Stddev	16.5	7.8	125.	22.8
%RSD	.27761	.17366	.19861	.27742
Check ?	Chk Pass	Chk Pass	Chk Pass	Chk Pass
Value	101.03%	100.71%	101.86%	99.807%
Range				

PDF created with pdfFactory Pro trial version www.pdffactory.com

Sample Name: CCV-2632473 Acquired: 7/28/2016 13:45:05 Type: QC
Method: ICP I9 Method 200.7-6010(v139) Mode: CONC Corr. Factor: 1.000000
User: analyst Custom ID1: Custom ID2: Custom ID3:
Comment:

Elem	Ag3280	Al3082	As1890	B_1826	Ba4554	Be3130	Ca3179	Cd2288
IS Ref	(Y_3600)	(Y_3710)	(Y_2243)	(Y_2243)	(Y_3710)	(Y_3710)	(Y_3710)	(Y_2243)
Units	ppb	ppb	ppb	ppb	ppb	ppb	ppb	ppb
Avg	992.77	25658.	493.38	5037.2	1929.1	1969.1	51450.	491.8
Stddev	2.22	133.	1.09	18.1	1.9	1.9	139.	2.4
%RSD	.22315	.51862	.22090	.35910	.09799	.09888	.27085	.4850
Check ?	Chk Pass	Chk Pass	Chk Pass	Chk Pass	Chk Pass	Chk Pass	Chk Pass	Chk Pass
Value								
Range								

Elem	Co2286	Cr2677	Cu3273	Fe2599	K_7664	Li6707	Mg2790	Mn2576
IS Ref	(In2306)	(Y_3600)	(Y_3600)	(Y_3710)	(Y_3710)	(Y_3710)	(Y_3710)	(Y_3600)
Units	ppb	ppb	ppb	ppb	ppb	ppb	ppb	ppb
Avg	1978.4	1955.6	1934.7	25382.	49526.	5054.0	49765.	1970.6
Stddev	10.8	2.6	2.5	24.	94.	8.1	136.	2.0
%RSD	.54422	.13489	.12926	.09285	.18936	.16000	.27407	.09985
Check ?	Chk Pass	Chk Pass	Chk Pass	Chk Pass	Chk Pass	Chk Pass	Chk Pass	Chk Pass
Value								
Range								

Elem	Mo2020	Na5895	Ni2316	Pb2203	Sb2175	Se1960	Sn1899	Ti3372
IS Ref	(Y_2243)	(Y_3710)	(In2306)	(Y_2243)	(Y_2243)	(Y_2243)	(In2306)	(Y_3600)
Units	ppb	ppb	ppb	ppb	ppb	ppb	ppb	ppb
Avg	1996.6	49042.	1983.2	485.68	504.3	508.90	5075.7	4924.0
Stddev	14.1	116.	10.0	1.95	3.6	4.01	31.5	45.6
%RSD	.70468	.23636	.50509	.40081	.7044	.78788	.61989	.92697
Check ?	Chk Pass	Chk Pass	Chk Pass	Chk Pass	Chk Pass	Chk Pass	Chk Pass	Chk Pass
Value								
Range								

PDF created with pdfFactory Pro trial version www.pdffactory.com

Sample Name: CCV-2632473 Acquired: 7/28/2016 13:45:05 Type: QC
Method: ICP I9 Method 200.7-6010(v139) Mode: CONC Corr. Factor: 1.000000
User: analyst Custom ID1: Custom ID2: Custom ID3:
Comment:

Elem	Tl1908	V_2908	Zn2062	Si2516	Sr3464
IS Ref	(In2306)	(Y_3710)	(In2306)	(Y_3710)	(Y_3710)
Units	ppb	ppb	ppb	ppb	ppb
Avg	1004.6	1999.0	2026.5	5234.6	4939.7
Stddev	6.8	6.4	7.7	36.5	5.9
%RSD	.67943	.31942	.37779	.69773	.11909
Check ?	Chk Pass	Chk Pass	Chk Pass	Chk Pass	Chk Pass
Value					
Range					

Int. Std.	In2306	Y_2243	Y_3600	Y_3710
Units	Cts/S	Cts/S	Cts/S	Cts/S
Avg	5250.3	4285.4	58773.	7912.0
Stddev	4.5	6.8	305.	35.8
%RSD	.08593	.15795	.51918	.45289

PDF created with pdfFactory Pro trial version www.pdffactory.com

Sample Name: CCB Acquired: 7/28/2016 13:48:57 Type: QC
Method: ICP I9 Method 200.7-6010(v139) Mode: CONC Corr. Factor: 1.000000
User: analyst Custom ID1: Custom ID2: Custom ID3:
Comment:

Elem	Ag3280	Al3082	As1890	B_1826	Ba4554	Be3130	Ca3179
IS Ref	(Y_3600)	(Y_3710)	(Y_2243)	(Y_2243)	(Y_3710)	(Y_3710)	(Y_3710)
Units	ppb	ppb	ppb	ppb	ppb	ppb	ppb
Avg	.11320	6.5718	.49319	6.7871	.25466	.17865	6.2348
Stddev	.30875	7.6308	.64149	.9614	.16815	.06227	2.5693
%RSD	272.75	116.11	130.07	14.165	66.029	34.858	41.210
Check ?	Chk Pass	Chk Pass	Chk Pass	Chk Pass	Chk Pass	Chk Pass	Chk Pass
High Limit							
Low Limit							

Elem	Cd2288	Co2286	Cr2677	Cu3273	Fe2599	K_7664	Li6707
IS Ref	(Y_2243)	(In2306)	(Y_3600)	(Y_3600)	(Y_3710)	(Y_3710)	(Y_3710)
Units	ppb	ppb	ppb	ppb	ppb	ppb	ppb
Avg	-.0349	-.10016	.28074	-1.1149	5.2358	165.00	F 115.20
Stddev	.0272	.31069	.22698	.1283	.2778	7.77	4.36
%RSD	77.94	310.18	80.849	11.505	5.3050	4.7105	3.7837
Check ?	Chk Pass	Chk Pass	Chk Pass	Chk Pass	Chk Pass	Chk Pass	Chk Fail
High Limit							50.000
Low Limit							-50.000

Elem	Mg2790	Mn2576	Mo2020	Na5895	Ni2316	Pb2203	Sb2175
IS Ref	(Y_3710)	(Y_3600)	(Y_2243)	(Y_3710)	(In2306)	(Y_2243)	(Y_2243)
Units	ppb	ppb	ppb	ppb	ppb	ppb	ppb
Avg	-6.0400	.20761	2.6212	120.87	-.18560	.51434	.3077
Stddev	13.639	.01706	.1790	7.66	.31148	.98549	.8103
%RSD	225.82	8.2194	6.8297	6.3377	167.82	191.60	263.3
Check ?	Chk Pass	Chk Pass	Chk Pass	Chk Pass	Chk Pass	Chk Pass	Chk Pass
High Limit							
Low Limit							

PDF created with pdfFactory Pro trial version www.pdffactory.com

Sample Name: CCB Acquired: 7/28/2016 13:48:57 Type: QC
Method: ICP I9 Method 200.7-6010(v139) Mode: CONC Corr. Factor: 1.000000
User: analyst Custom ID1: Custom ID2: Custom ID3:
Comment:

Elem	Se1960	Sn1899	Ti3372	Tl1908	V_2908	Zn2062	Si2516
IS Ref	(Y_2243)	(In2306)	(Y_3600)	(In2306)	(Y_3710)	(In2306)	(Y_3710)
Units	ppb	ppb	ppb	ppb	ppb	ppb	ppb
Avg	-.69986	.56117	1.7563	-.59954	-.24634	-.18712	-17.545
Stddev	1.1031	.74287	.0445	1.1180	.91301	.10627	3.489
%RSD	157.61	132.38	2.5312	186.47	370.63	56.792	19.887
Check ?	Chk Pass	Chk Pass	Chk Pass	Chk Pass	Chk Pass	Chk Pass	Chk Pass
High Limit							
Low Limit							

Elem	Sr3464
IS Ref	(Y_3710)
Units	ppb
Avg	-1.0997
Stddev	1.7326
%RSD	157.56
Check ?	Chk Pass
High Limit	
Low Limit	

Int. Std.	In2306	Y_2243	Y_3600	Y_3710
Units	Cts/S	Cts/S	Cts/S	Cts/S
Avg	5936.9	4474.4	62349.	8079.1
Stddev	15.0	12.0	212.	50.7
%RSD	.25329	.26813	.33976	.62780

PDF created with pdfFactory Pro trial version www.pdffactory.com

Sample Name: lb 240-239954/1-b Acquired: 7/28/2016 13:53:06 Type: QC
Method: ICP I9 Method 200.7-6010(v139) Mode: CONC Corr. Factor: 1.000000
User: analyst Custom ID1: Custom ID2: Custom ID3:
Comment:

Elem	Ag3280	Al3082	As1890	B_1826	Ba4554	Be3130
IS Ref	(Y_3600)	(Y_3710)	(Y_2243)	(Y_2243)	(Y_3710)	(Y_3710)
Units	ppb	ppb	ppb	ppb	ppb	ppb
Avg	-.67848	12.416	4.7398	F 456.59	3.3512	.12636
Stddev	.36625	12.574	1.1460	3.19	.3709	.07119
%RSD	53.981	101.27	24.178	.69863	11.067	56.338
Check ?	Chk Pass	Chk Pass	Chk Pass	Chk Fail	Chk Pass	Chk Pass
High Limit				100.00		
Low Limit				-1000.0		

Elem	Ca3179	Cd2288	Co2286	Cr2677	Cu3273	Fe2599
IS Ref	(Y_3710)	(Y_2243)	(In2306)	(Y_3600)	(Y_3600)	(Y_3710)
Units	ppb	ppb	ppb	ppb	ppb	ppb
Avg	2249.4	-.2237	-.05378	1.9207	-.86991	4.9094
Stddev	9.7	.0271	.27568	.0936	.19460	.4721
%RSD	.43258	12.09	512.62	4.8756	22.370	9.6158
Check ?	None	Chk Pass	Chk Pass	Chk Pass	Chk Pass	Chk Pass
High Limit						
Low Limit						

Elem	K_7664	Li6707	Mg2790	Mn2576	Mo2020	Na5895
IS Ref	(Y_3710)	(Y_3710)	(Y_3710)	(Y_3600)	(Y_2243)	(Y_3710)
Units	ppb	ppb	ppb	ppb	ppb	ppb
Avg	707.22	F 431.12	600.67	5.5211	-.07258	1179100.
Stddev	21.32	5.49	6.08	.0801	.21986	29687.
%RSD	3.0145	1.2730	1.0114	1.4513	302.92	2.5179
Check ?	None	Chk Fail	None	Chk Pass	Chk Pass	None
High Limit		50.000				
Low Limit		-1000.0				

PDF created with pdfFactory Pro trial version www.pdffactory.com

Sample Name: lb 240-239954/1-b Acquired: 7/28/2016 13:53:06 Type: QC
Method: ICP I9 Method 200.7-6010(v139) Mode: CONC Corr. Factor: 1.000000
User: analyst Custom ID1: Custom ID2: Custom ID3:
Comment:

Elem	Ni2316	Pb2203	Sb2175	Se1960	Sn1899	Ti3372
IS Ref	(In2306)	(Y_2243)	(Y_2243)	(Y_2243)	(In2306)	(Y_3600)
Units	ppb	ppb	ppb	ppb	ppb	ppb
Avg	1.9541	.57799	-2.920	F 5.9687	2.4442	.65327
Stddev	.1992	.51012	2.034	1.5356	.7990	.07676
%RSD	10.196	88.257	69.65	25.728	32.689	11.750
Check ?	Chk Pass	Chk Pass	Chk Pass	Chk Fail	Chk Pass	Chk Pass
High Limit				5.0000		
Low Limit				-1000.0		

Elem	Tl1908	V_2908	Zn2062	Si2516	Sr3464
IS Ref	(In2306)	(Y_3710)	(In2306)	(Y_3710)	(Y_3710)
Units	ppb	ppb	ppb	ppb	ppb
Avg	-3.7542	-.86283	F 27.468	454.51	4.4627
Stddev	1.4722	1.4440	.386	3.08	1.9885
%RSD	39.215	167.35	1.4069	.67854	44.558
Check ?	Chk Pass	Chk Pass	Chk Fail	Chk Pass	Chk Pass
High Limit			20.000		
Low Limit			-1000.0		

Int. Std.	In2306	Y_2243	Y_3600	Y_3710
Units	Cts/S	Cts/S	Cts/S	Cts/S
Avg	4735.3	4014.7	53485.	8030.9
Stddev	8.0	2.9	195.	20.7
%RSD	.16807	.07326	.36414	.25790

PDF created with pdfFactory Pro trial version www.pdffactory.com

Sample Name: mb 240-240033/2-a Acquired: 7/28/2016 13:57:20 Type: QC
Method: ICP I9 Method 200.7-6010(v139) Mode: CONC Corr. Factor: 1.000000
User: analyst Custom ID1: Custom ID2: Custom ID3:
Comment:

Elem	Ag3280	Al3082	As1890	B_1826	Ba4554	Be3130	Ca3179
IS Ref	(Y_3600)	(Y_3710)	(Y_2243)	(Y_2243)	(Y_3710)	(Y_3710)	(Y_3710)
Units	ppb	ppb	ppb	ppb	ppb	ppb	ppb
Avg	-.25663	24.908	-1.5221	5.9283	.99308	.08030	210.76
Stddev	.28874	12.271	.4333	.3015	.16529	.08128	2.53
%RSD	112.51	49.265	28.466	5.0867	16.644	101.21	1.1995
Check ?	Chk Pass	Chk Pass	Chk Pass	Chk Pass	Chk Pass	Chk Pass	None
High Limit							
Low Limit							

Elem	Cd2288	Co2286	Cr2677	Cu3273	Fe2599	K_7664	Li6707
IS Ref	(Y_2243)	(In2306)	(Y_3600)	(Y_3600)	(Y_3710)	(Y_3710)	(Y_3710)
Units	ppb	ppb	ppb	ppb	ppb	ppb	ppb
Avg	.0159	-.33785	.29590	1.5488	15.341	129.07	F 127.82
Stddev	.0322	.12916	.17827	.6223	.914	16.19	2.66
%RSD	202.0	38.231	60.248	40.177	5.9572	12.543	2.0806
Check ?	Chk Pass	Chk Pass	Chk Pass	Chk Pass	Chk Pass	None	Chk Fail
High Limit							50.000
Low Limit							-1000.0

Elem	Mg2790	Mn2576	Mo2020	Na5895	Ni2316	Pb2203	Sb2175
IS Ref	(Y_3710)	(Y_3600)	(Y_2243)	(Y_3710)	(In2306)	(Y_2243)	(Y_2243)
Units	ppb	ppb	ppb	ppb	ppb	ppb	ppb
Avg	77.111	9.3280	-.55682	976.40	1.0490	-1.1897	-.8279
Stddev	8.914	.0658	.10251	81.46	.3070	.3631	.2506
%RSD	11.560	.70574	18.410	8.3433	29.262	30.519	30.27
Check ?	None	Chk Pass	Chk Pass	None	Chk Pass	Chk Pass	Chk Pass
High Limit							
Low Limit							

PDF created with pdfFactory Pro trial version www.pdffactory.com

Sample Name: mb 240-240033/2-a Acquired: 7/28/2016 13:57:20 Type: QC
Method: ICP I9 Method 200.7-6010(v139) Mode: CONC Corr. Factor: 1.000000
User: analyst Custom ID1: Custom ID2: Custom ID3:
Comment:

Elem	Se1960	Sn1899	Ti3372	Tl1908	V_2908	Zn2062	Si2516
IS Ref	(Y_2243)	(In2306)	(Y_3600)	(In2306)	(Y_3710)	(In2306)	(Y_3710)
Units	ppb	ppb	ppb	ppb	ppb	ppb	ppb
Avg	.12636	.74769	.12258	-.77568	-1.1914	1.5946	125.39
Stddev	1.8885	.33742	.06220	.44318	2.3223	.1381	7.55
%RSD	1494.5	45.129	50.743	57.134	194.92	8.6610	6.0248
Check ?	Chk Pass	Chk Pass	Chk Pass	Chk Pass	Chk Pass	Chk Pass	Chk Pass
High Limit							
Low Limit							

Elem	Sr3464
IS Ref	(Y_3710)
Units	ppb
Avg	.99310
Stddev	.98733
%RSD	99.419
Check ?	Chk Pass
High Limit	
Low Limit	

Int. Std.	In2306	Y_2243	Y_3600	Y_3710
Units	Cts/S	Cts/S	Cts/S	Cts/S
Avg	5956.3	4504.6	63394.	8282.0
Stddev	9.9	4.8	29.	26.4
%RSD	.16668	.10676	.04574	.31885

PDF created with pdfFactory Pro trial version www.pdffactory.com

Sample Name: lcs 240-240033/3-a Acquired: 7/28/2016 14:01:28 Type: QC
Method: ICP I9 Method 200.7-6010(v139) Mode: CONC Corr. Factor: 1.000000
User: analyst Custom ID1: Custom ID2: Custom ID3:
Comment:

Elem	Ag3280	Al3082	As1890	B_1826	Ba4554	Be3130
IS Ref	(Y_3600)	(Y_3710)	(Y_2243)	(Y_2243)	(Y_3710)	(Y_3710)
Units	ppb	ppb	ppb	ppb	ppb	ppb
Avg	53.733	2095.3	2199.4	F 1464.0	1964.5	50.708
Stddev	.272	26.8	21.6	4.8	2.8	.260
%RSD	.50708	1.2814	.98196	.32554	.14081	.51288
Check ?	Chk Pass	Chk Pass	Chk Pass	Chk Fail	Chk Pass	Chk Pass
Value				1000.0		
Range				20.500%		

Elem	Ca3179	Cd2288	Co2286	Cr2677	Cu3273	Fe2599
IS Ref	(Y_3710)	(Y_2243)	(In2306)	(Y_3600)	(Y_3600)	(Y_3710)
Units	ppb	ppb	ppb	ppb	ppb	ppb
Avg	52505.	51.91	515.96	205.10	258.93	1049.7
Stddev	142.	.32	3.74	.25	.89	3.2
%RSD	.26953	.6230	.72556	.12193	.34228	.30230
Check ?	None	Chk Pass	Chk Pass	Chk Pass	Chk Pass	Chk Pass
Value						
Range						

Elem	K_7664	Li6707	Mg2790	Mn2576	Mo2020	Na5895
IS Ref	(Y_3710)	(Y_3710)	(Y_3710)	(Y_3600)	(Y_2243)	(Y_3710)
Units	ppb	ppb	ppb	ppb	ppb	ppb
Avg	54793.	F 1458.7	49819.	518.41	1003.0	1151500.
Stddev	23.	4.5	117.	.82	10.2	25604.
%RSD	.04285	.30519	.23504	.15851	1.0163	2.2236
Check ?	None	Chk Fail	None	Chk Pass	Chk Pass	None
Value		1000.0				
Range		20.500%				

PDF created with pdfFactory Pro trial version www.pdffactory.com

Sample Name: lcs 240-240033/3-a Acquired: 7/28/2016 14:01:28 Type: QC
Method: ICP I9 Method 200.7-6010(v139) Mode: CONC Corr. Factor: 1.000000
User: analyst Custom ID1: Custom ID2: Custom ID3:
Comment:

Elem	Ni2316	Pb2203	Sb2175	Se1960	Sn1899	Ti3372
IS Ref	(In2306)	(Y_2243)	(Y_2243)	(Y_2243)	(In2306)	(Y_3600)
Units	ppb	ppb	ppb	ppb	ppb	ppb
Avg	527.37	466.21	519.7	2272.5	2075.1	1027.3
Stddev	5.69	3.34	4.6	16.6	24.4	1.1
%RSD	1.0796	.71655	.8846	.72849	1.1753	.10307
Check ?	Chk Pass	Chk Pass	Chk Pass	Chk Pass	Chk Pass	Chk Pass
Value						
Range						

Elem	Tl1908	V_2908	Zn2062	Si2516	Sr3464
IS Ref	(In2306)	(Y_3710)	(In2306)	(Y_3710)	(Y_3710)
Units	ppb	ppb	ppb	ppb	ppb
Avg	1907.0	511.34	596.52	F 1591.7	989.44
Stddev	15.1	3.17	5.35	19.7	2.64
%RSD	.79018	.61988	.89618	1.2387	.26729
Check ?	Chk Pass	Chk Pass	Chk Pass	Chk Fail	Chk Pass
Value				1000.0	
Range				20.500%	

Int. Std.	In2306	Y_2243	Y_3600	Y_3710
Units	Cts/S	Cts/S	Cts/S	Cts/S
Avg	4612.0	3967.5	53131.	8040.5
Stddev	8.9	5.0	30.	4.3
%RSD	.19207	.12667	.05691	.05408

PDF created with pdfFactory Pro trial version www.pdffactory.com

Sample Name: 240-67563-a-1-b Acquired: 7/28/2016 14:05:18 Type: Unk
Method: ICP I9 Method 200.7-6010(v139) Mode: CONC Corr. Factor: 1.000000
User: analyst Custom ID1: Custom ID2: Custom ID3:
Comment:

Elem	Ag3280	Al3082	As1890	B_1826	Ba4554	Be3130
IS Ref	(Y_3600)	(Y_3710)	(Y_2243)	(Y_2243)	(Y_3710)	(Y_3710)
Units	ppb	ppb	ppb	ppb	ppb	ppb
Avg	-.59262	53.698	9.9546	522.67	553.33	.12650
Stddev	.09514	5.997	1.9580	6.09	1.92	.02578
%RSD	16.053	11.168	19.669	1.1659	.34766	20.384
Check ?	Chk Pass	Chk Pass	Chk Pass	Chk Pass	Chk Pass	Chk Pass
High Limit						
Low Limit						

Elem	Ca3179	Cd2288	Co2286	Cr2677	Cu3273	Fe2599
IS Ref	(Y_3710)	(Y_2243)	(In2306)	(Y_3600)	(Y_3600)	(Y_3710)
Units	ppb	ppb	ppb	ppb	ppb	ppb
Avg	W 730600.	2.741	2.6004	4.2913	6.2651	24.310
Stddev	3620.	.069	.2582	.5387	.3095	1.882
%RSD	.49552	2.532	9.9299	12.554	4.9406	7.7398
Check ?	Chk Warn	Chk Pass	Chk Pass	Chk Pass	Chk Pass	Chk Pass
High Limit	720000.					
Low Limit	-500000.					

Elem	K_7664	Li6707	Mg2790	Mn2576	Mo2020	Na5895
IS Ref	(Y_3710)	(Y_3710)	(Y_3710)	(Y_3600)	(Y_2243)	(Y_3710)
Units	ppb	ppb	ppb	ppb	ppb	ppb
Avg	4336.7	481.16	28559.	2989.4	7.3448	F 1128500.
Stddev	23.0	6.21	194.	18.4	.1781	9659.
%RSD	.53142	1.2905	.67869	.61677	2.4244	.85587
Check ?	Chk Pass	Chk Pass	Chk Pass	Chk Pass	Chk Pass	Chk Fail
High Limit						500000.
Low Limit						-500000.

PDF created with pdfFactory Pro trial version www.pdffactory.com

Sample Name: 240-67563-a-1-b Acquired: 7/28/2016 14:05:18 Type: Unk
Method: ICP I9 Method 200.7-6010(v139) Mode: CONC Corr. Factor: 1.000000
User: analyst Custom ID1: Custom ID2: Custom ID3:
Comment:

Elem	Ni2316	Pb2203	Sb2175	Se1960	Sn1899	Ti3372
IS Ref	(In2306)	(Y_2243)	(Y_2243)	(Y_2243)	(In2306)	(Y_3600)
Units	ppb	ppb	ppb	ppb	ppb	ppb
Avg	18.842	5.8985	.4864	5.9288	3.6167	-.02307
Stddev	.031	1.1132	1.220	2.2603	1.2334	.27965
%RSD	.16268	18.873	250.8	38.124	34.102	1212.2
Check ?	Chk Pass	Chk Pass	Chk Pass	Chk Pass	Chk Pass	Chk Pass
High Limit						
Low Limit						

Elem	Tl1908	V_2908	Zn2062	Si2516	Sr3464
IS Ref	(In2306)	(Y_3710)	(In2306)	(Y_3710)	(Y_3710)
Units	ppb	ppb	ppb	ppb	ppb
Avg	10.080	4.6699	32.028	11468.	8904.4
Stddev	1.339	3.5158	.412	53.	55.2
%RSD	13.283	75.287	1.2877	.46405	.61982
Check ?	Chk Pass	Chk Pass	Chk Pass	Chk Pass	Chk Pass
High Limit					
Low Limit					

Int. Std.	In2306	Y_2243	Y_3600	Y_3710
Units	Cts/S	Cts/S	Cts/S	Cts/S
Avg	4361.7	3779.3	51363.	7769.6
Stddev	9.6	6.5	23.	34.6
%RSD	.22097	.17303	.04511	.44532
Check ?	Chk Pass	Chk Pass	Chk Pass	Chk Pass
Value	74.316%	85.225%	82.806%	94.350%
Range				

PDF created with pdfFactory Pro trial version www.pdffactory.com

Sample Name: SD 240-67563-a-1-b@5 Acquired: 7/28/2016 14:09:43 Type: Unk
Method: ICP I9 Method 200.7-6010(v139) Mode: CONC Corr. Factor: 1.000000
User: analyst Custom ID1: Custom ID2: Custom ID3:
Comment:

Elem	Ag3280	Al3082	As1890	B_1826	Ba4554	Be3130	Ca3179
IS Ref	(Y_3600)	(Y_3710)	(Y_2243)	(Y_2243)	(Y_3710)	(Y_3710)	(Y_3710)
Units	ppb	ppb	ppb	ppb	ppb	ppb	ppb
Avg	-.42711	73.969	4.0216	110.61	111.34	.03980	151230.
Stddev	.44485	14.554	1.7351	.51	.23	.08281	823.
%RSD	104.15	19.675	43.144	.46185	.20330	208.06	.54450
Check ?	Chk Pass	Chk Pass	Chk Pass	Chk Pass	Chk Pass	Chk Pass	Chk Pass
High Limit							
Low Limit							

Elem	Cd2288	Co2286	Cr2677	Cu3273	Fe2599	K_7664	Li6707
IS Ref	(Y_2243)	(In2306)	(Y_3600)	(Y_3600)	(Y_3710)	(Y_3710)	(Y_3710)
Units	ppb	ppb	ppb	ppb	ppb	ppb	ppb
Avg	.7406	.52855	3.0223	1.0347	41.837	921.39	208.02
Stddev	.1133	.39256	.2732	.6207	.972	12.10	5.88
%RSD	15.30	74.271	9.0401	59.990	2.3222	1.3137	2.8272
Check ?	Chk Pass	Chk Pass	Chk Pass	Chk Pass	Chk Pass	Chk Pass	Chk Pass
High Limit							
Low Limit							

Elem	Mg2790	Mn2576	Mo2020	Na5895	Ni2316	Pb2203	Sb2175
IS Ref	(Y_3710)	(Y_3600)	(Y_2243)	(Y_3710)	(In2306)	(Y_2243)	(Y_2243)
Units	ppb	ppb	ppb	ppb	ppb	ppb	ppb
Avg	5915.2	612.50	1.1201	277570.	4.5874	1.5680	-.7740
Stddev	5.4	.54	.0781	2002.	.5525	1.4778	.0333
%RSD	.09160	.08839	6.9744	.72125	12.044	94.251	4.299
Check ?	Chk Pass	Chk Pass	Chk Pass	Chk Pass	Chk Pass	Chk Pass	Chk Pass
High Limit							
Low Limit							

PDF created with pdfFactory Pro trial version www.pdffactory.com

Sample Name: SD 240-67563-a-1-b@5 Acquired: 7/28/2016 14:09:43 Type: Unk
Method: ICP I9 Method 200.7-6010(v139) Mode: CONC Corr. Factor: 1.000000
User: analyst Custom ID1: Custom ID2: Custom ID3:
Comment:

Elem	Se1960	Sn1899	Ti3372	Tl1908	V_2908	Zn2062	Si2516
IS Ref	(Y_2243)	(In2306)	(Y_3600)	(In2306)	(Y_3710)	(In2306)	(Y_3710)
Units	ppb	ppb	ppb	ppb	ppb	ppb	ppb
Avg	2.1029	.89748	.80350	3.2956	.41945	19.477	2315.4
Stddev	3.0909	.28333	.28994	1.1267	1.5302	.385	11.7
%RSD	146.99	31.570	36.085	34.187	364.81	1.9787	.50726
Check ?	Chk Pass	Chk Pass	Chk Pass	Chk Pass	Chk Pass	Chk Pass	Chk Pass
High Limit							
Low Limit							

Elem	Sr3464
IS Ref	(Y_3710)
Units	ppb
Avg	1880.3
Stddev	12.3
%RSD	.65337
Check ?	Chk Pass
High Limit	
Low Limit	

Int. Std.	In2306	Y_2243	Y_3600	Y_3710
Units	Cts/S	Cts/S	Cts/S	Cts/S
Avg	5046.7	4160.1	56618.	8008.5
Stddev	4.4	3.4	15.	21.9
%RSD	.08705	.08235	.02637	.27295
Check ?	Chk Pass	Chk Pass	Chk Pass	Chk Pass
Value	85.987%	93.811%	91.278%	97.250%
Range				

PDF created with pdfFactory Pro trial version www.pdffactory.com

Sample Name: 240-67563-a-1-c ms@5 Acquired: 7/28/2016 14:13:58 Type: Unk
Method: ICP I9 Method 200.7-6010(v139) Mode: CONC Corr. Factor: 1.000000
User: analyst Custom ID1: Custom ID2: Custom ID3:
Comment:

Elem	Ag3280	Al3082	As1890	B_1826	Ba4554	Be3130	Ca3179
IS Ref	(Y_3600)	(Y_3710)	(Y_2243)	(Y_2243)	(Y_3710)	(Y_3710)	(Y_3710)
Units	ppb	ppb	ppb	ppb	ppb	ppb	ppb
Avg	W 205.46	516.81	1067.6	318.15	9744.0	10.176	161250.
Stddev	1.02	10.53	6.0	1.71	281.3	.180	293.
%RSD	.49757	2.0381	.56491	.53738	2.8865	1.7702	.18172
Check ?	Chk Warn	Chk Pass	Chk Pass	Chk Pass	Chk Pass	Chk Pass	Chk Pass
High Limit	100.00						
Low Limit	-500000.						

Elem	Cd2288	Co2286	Cr2677	Cu3273	Fe2599	K_7664	Li6707
IS Ref	(Y_2243)	(In2306)	(Y_3600)	(Y_3600)	(Y_3710)	(Y_3710)	(Y_3710)
Units	ppb	ppb	ppb	ppb	ppb	ppb	ppb
Avg	205.5	104.58	999.93	51.594	263.41	11436.	401.26
Stddev	1.1	.80	.76	.300	1.23	22.	2.93
%RSD	.5414	.76181	.07619	.58092	.46664	.19247	.73045
Check ?	Chk Pass	Chk Pass	Chk Pass	Chk Pass	Chk Pass	Chk Pass	Chk Pass
High Limit							
Low Limit							

Elem	Mg2790	Mn2576	Mo2020	Na5895	Ni2316	Pb2203	Sb2175
IS Ref	(Y_3710)	(Y_3600)	(Y_2243)	(Y_3710)	(In2306)	(Y_2243)	(Y_2243)
Units	ppb	ppb	ppb	ppb	ppb	ppb	ppb
Avg	16275.	715.70	208.62	293600.	108.16	977.97	102.8
Stddev	77.	.72	1.37	1401.	.30	3.38	1.3
%RSD	.47526	.10085	.65818	.47732	.27299	.34582	1.261
Check ?	Chk Pass	Chk Pass	Chk Pass	Chk Pass	Chk Pass	Chk Pass	Chk Pass
High Limit							
Low Limit							

PDF created with pdfFactory Pro trial version www.pdffactory.com

Sample Name: 240-67563-a-1-c ms@5 Acquired: 7/28/2016 14:13:58 Type: Unk
Method: ICP I9 Method 200.7-6010(v139) Mode: CONC Corr. Factor: 1.000000
User: analyst Custom ID1: Custom ID2: Custom ID3:
Comment:

Elem	Se1960	Sn1899	Ti3372	Tl1908	V_2908	Zn2062	Si2516
IS Ref	(Y_2243)	(In2306)	(Y_3600)	(In2306)	(Y_3710)	(In2306)	(Y_3710)
Units	ppb	ppb	ppb	ppb	ppb	ppb	ppb
Avg	212.49	429.60	207.80	405.39	107.12	123.56	2582.8
Stddev	2.30	3.02	.14	2.18	1.41	.63	27.9
%RSD	1.0807	.70339	.06520	.53682	1.3123	.51332	1.0799
Check ?	Chk Pass	Chk Pass	Chk Pass	Chk Pass	Chk Pass	Chk Pass	Chk Pass
High Limit							
Low Limit							

Elem	Sr3464
IS Ref	(Y_3710)
Units	ppb
Avg	2072.0
Stddev	2.8
%RSD	.13573
Check ?	Chk Pass
High Limit	
Low Limit	

Int. Std.	In2306	Y_2243	Y_3600	Y_3710
Units	Cts/S	Cts/S	Cts/S	Cts/S
Avg	5001.1	4130.5	56414.	8032.9
Stddev	6.8	4.8	68.	23.8
%RSD	.13544	.11599	.12023	.29588
Check ?	Chk Pass	Chk Pass	Chk Pass	Chk Pass
Value	85.211%	93.145%	90.949%	97.548%
Range				

PDF created with pdfFactory Pro trial version www.pdffactory.com

Sample Name: 240-67563-a-1-dmsd@5 Acquired: 7/28/2016 14:18:03 Type: Unk
Method: ICP I9 Method 200.7-6010(v139) Mode: CONC Corr. Factor: 1.000000
User: analyst Custom ID1: Custom ID2: Custom ID3:
Comment:

Elem	Ag3280	Al3082	As1890	B_1826	Ba4554	Be3130	Ca3179
IS Ref	(Y_3600)	(Y_3710)	(Y_2243)	(Y_2243)	(Y_3710)	(Y_3710)	(Y_3710)
Units	ppb	ppb	ppb	ppb	ppb	ppb	ppb
Avg	W 203.52	445.53	1055.4	309.29	9860.8	9.9979	156440.
Stddev	.35	24.95	11.4	2.04	139.5	.1024	560.
%RSD	.17182	5.5992	1.0757	.66121	1.4150	1.0239	.35805
Check ?	Chk Warn	Chk Pass	Chk Pass	Chk Pass	Chk Pass	Chk Pass	Chk Pass
High Limit	100.00						
Low Limit	-500000.						

Elem	Cd2288	Co2286	Cr2677	Cu3273	Fe2599	K_7664	Li6707
IS Ref	(Y_2243)	(In2306)	(Y_3600)	(Y_3600)	(Y_3710)	(Y_3710)	(Y_3710)
Units	ppb	ppb	ppb	ppb	ppb	ppb	ppb
Avg	202.7	103.19	985.69	50.445	216.96	11266.	392.15
Stddev	1.2	1.10	1.74	.651	3.15	55.	1.11
%RSD	.6089	1.0638	.17678	1.2904	1.4537	.49221	.28421
Check ?	Chk Pass	Chk Pass	Chk Pass	Chk Pass	Chk Pass	Chk Pass	Chk Pass
High Limit							
Low Limit							

Elem	Mg2790	Mn2576	Mo2020	Na5895	Ni2316	Pb2203	Sb2175
IS Ref	(Y_3710)	(Y_3600)	(Y_2243)	(Y_3710)	(In2306)	(Y_2243)	(Y_2243)
Units	ppb	ppb	ppb	ppb	ppb	ppb	ppb
Avg	15942.	695.26	207.08	286330.	106.96	964.12	101.8
Stddev	64.	2.61	1.91	2983.	.94	3.70	3.8
%RSD	.40458	.37604	.92292	1.0419	.87474	.38378	3.702
Check ?	Chk Pass	Chk Pass	Chk Pass	Chk Pass	Chk Pass	Chk Pass	Chk Pass
High Limit							
Low Limit							

PDF created with pdfFactory Pro trial version www.pdffactory.com

Sample Name: 240-67563-a-1-dmsd@5 Acquired: 7/28/2016 14:18:03 Type: Unk
Method: ICP I9 Method 200.7-6010(v139) Mode: CONC Corr. Factor: 1.000000
User: analyst Custom ID1: Custom ID2: Custom ID3:
Comment:

Elem	Se1960	Sn1899	Ti3372	Tl1908	V_2908	Zn2062	Si2516
IS Ref	(Y_2243)	(In2306)	(Y_3600)	(In2306)	(Y_3710)	(In2306)	(Y_3710)
Units	ppb	ppb	ppb	ppb	ppb	ppb	ppb
Avg	211.62	424.32	205.82	400.84	103.60	116.21	2492.0
Stddev	1.64	2.88	.30	3.33	1.19	.55	16.0
%RSD	.77501	.67833	.14786	.83114	1.1516	.47567	.64282
Check ?	Chk Pass	Chk Pass	Chk Pass	Chk Pass	Chk Pass	Chk Pass	Chk Pass
High Limit							
Low Limit							

Elem	Sr3464
IS Ref	(Y_3710)
Units	ppb
Avg	2023.9
Stddev	11.3
%RSD	.55953
Check ?	Chk Pass
High Limit	
Low Limit	

Int. Std.	In2306	Y_2243	Y_3600	Y_3710
Units	Cts/S	Cts/S	Cts/S	Cts/S
Avg	5014.2	4130.8	56535.	7992.8
Stddev	10.6	8.1	131.	32.0
%RSD	.21219	.19646	.23106	.39999
Check ?	Chk Pass	Chk Pass	Chk Pass	Chk Pass
Value	85.433%	93.150%	91.144%	97.060%
Range				

PDF created with pdfFactory Pro trial version www.pdffactory.com

Sample Name: PDS 240-67563-a-1-d Acquired: 7/28/2016 14:22:08 Type: Unk
Method: ICP I9 Method 200.7-6010(v139) Mode: CONC Corr. Factor: 1.000000
User: analyst Custom ID1: Custom ID2: Custom ID3:
Comment:

Elem	Ag3280	Al3082	As1890	B_1826	Ba4554	Be3130
IS Ref	(Y_3600)	(Y_3710)	(Y_2243)	(Y_2243)	(Y_3710)	(Y_3710)
Units	ppb	ppb	ppb	ppb	ppb	ppb
Avg	44.012	2083.7	2140.9	1535.1	2465.4	47.632
Stddev	.224	10.1	14.2	8.0	5.2	.087
%RSD	.50955	.48231	.66341	.52181	.21078	.18184
Check ?	Chk Pass	Chk Pass	Chk Pass	Chk Pass	Chk Pass	Chk Pass
High Limit						
Low Limit						

Elem	Ca3179	Cd2288	Co2286	Cr2677	Cu3273	Fe2599
IS Ref	(Y_3710)	(Y_2243)	(In2306)	(Y_3600)	(Y_3600)	(Y_3710)
Units	ppb	ppb	ppb	ppb	ppb	ppb
Avg	W 749580.	54.78	508.09	194.75	255.12	1008.6
Stddev	3468.	.66	4.15	.48	1.42	1.8
%RSD	.46261	1.198	.81675	.24587	.55612	.17725
Check ?	Chk Warn	Chk Pass	Chk Pass	Chk Pass	Chk Pass	Chk Pass
High Limit	720000.					
Low Limit	-500000.					

Elem	K_7664	Li6707	Mg2790	Mn2576	Mo2020	Na5895
IS Ref	(Y_3710)	(Y_3710)	(Y_3710)	(Y_3600)	(Y_2243)	(Y_3710)
Units	ppb	ppb	ppb	ppb	ppb	ppb
Avg	58059.	1483.5	73790.	3391.7	1004.0	F 1147200.
Stddev	114.	6.0	104.	22.4	10.4	15320.
%RSD	.19680	.40258	.14156	.66019	1.0350	1.3354
Check ?	Chk Pass	Chk Pass	Chk Pass	Chk Pass	Chk Pass	Chk Fail
High Limit						500000.
Low Limit						-500000.

PDF created with pdfFactory Pro trial version www.pdffactory.com

Sample Name: PDS 240-67563-a-1-d Acquired: 7/28/2016 14:22:08 Type: Unk
Method: ICP I9 Method 200.7-6010(v139) Mode: CONC Corr. Factor: 1.000000
User: analyst Custom ID1: Custom ID2: Custom ID3:
Comment:

Elem	Ni2316	Pb2203	Sb2175	Se1960	Sn1899	Ti3372
IS Ref	(In2306)	(Y_2243)	(Y_2243)	(Y_2243)	(In2306)	(Y_3600)
Units	ppb	ppb	ppb	ppb	ppb	ppb
Avg	522.01	454.15	525.8	2195.1	2091.5	995.63
Stddev	3.84	3.56	7.2	9.6	25.7	1.72
%RSD	.73534	.78485	1.369	.43948	1.2269	.17254
Check ?	Chk Pass	Chk Pass	Chk Pass	Chk Pass	Chk Pass	Chk Pass
High Limit						
Low Limit						

Elem	Tl1908	V_2908	Zn2062	Si2516	Sr3464
IS Ref	(In2306)	(Y_3710)	(In2306)	(Y_3710)	(Y_3710)
Units	ppb	ppb	ppb	ppb	ppb
Avg	1890.4	499.76	557.73	12149.	9551.8
Stddev	3.3	2.91	3.91	21.	23.3
%RSD	.17229	.58233	.70170	.17610	.24365
Check ?	Chk Pass	Chk Pass	Chk Pass	Chk Pass	Chk Pass
High Limit					
Low Limit					

Int. Std.	In2306	Y_2243	Y_3600	Y_3710
Units	Cts/S	Cts/S	Cts/S	Cts/S
Avg	4268.1	3728.2	51065.	7798.7
Stddev	3.4	1.6	125.	29.6
%RSD	.08032	.04354	.24472	.37945
Check ?	Chk Pass	Chk Pass	Chk Pass	Chk Pass
Value	72.721%	84.073%	82.326%	94.703%
Range				

PDF created with pdfFactory Pro trial version www.pdffactory.com

Sample Name: 240-67562-a-1-b@4 Acquired: 7/28/2016 14:26:16 Type: Unk
Method: ICP I9 Method 200.7-6010(v139) Mode: CONC Corr. Factor: 1.000000
User: analyst Custom ID1: Custom ID2: Custom ID3:
Comment:

Elem	Ag3280	Al3082	As1890	B_1826	Ba4554	Be3130	Ca3179
IS Ref	(Y_3600)	(Y_3710)	(Y_2243)	(Y_2243)	(Y_3710)	(Y_3710)	(Y_3710)
Units	ppb	ppb	ppb	ppb	ppb	ppb	ppb
Avg	-1.5343	-1.1973	2.7574	1967.6	13.450	.05902	2001.6
Stddev	.4592	23.614	1.3979	9.8	.138	.07649	12.5
%RSD	29.925	1972.3	50.696	.49648	1.0272	129.60	.62682
Check ?	Chk Pass	Chk Pass	Chk Pass	Chk Pass	Chk Pass	Chk Pass	Chk Pass
High Limit							
Low Limit							

Elem	Cd2288	Co2286	Cr2677	Cu3273	Fe2599	K_7664	Li6707
IS Ref	(Y_2243)	(In2306)	(Y_3600)	(Y_3600)	(Y_3710)	(Y_3710)	(Y_3710)
Units	ppb	ppb	ppb	ppb	ppb	ppb	ppb
Avg	-.0193	20.468	36.717	-1.8113	207610.	541.88	178.02
Stddev	.4160	.145	.171	.2401	405.	11.53	1.89
%RSD	2155.	.70938	.46692	13.257	.19502	2.1278	1.0614
Check ?	Chk Pass	Chk Pass	Chk Pass	Chk Pass	Chk Pass	Chk Pass	Chk Pass
High Limit							
Low Limit							

Elem	Mg2790	Mn2576	Mo2020	Na5895	Ni2316	Pb2203	Sb2175
IS Ref	(Y_3710)	(Y_3600)	(Y_2243)	(Y_3710)	(In2306)	(Y_2243)	(Y_2243)
Units	ppb	ppb	ppb	ppb	ppb	ppb	ppb
Avg	291.74	1304.4	5.5362	327740.	352.14	.05851	-2.140
Stddev	20.09	2.9	.0052	1469.	2.44	.84281	1.591
%RSD	6.8861	.22321	.09348	.44808	.69231	1440.6	74.36
Check ?	Chk Pass	Chk Pass	Chk Pass	Chk Pass	Chk Pass	Chk Pass	Chk Pass
High Limit							
Low Limit							

PDF created with pdfFactory Pro trial version www.pdffactory.com

Sample Name: 240-67562-a-1-b@4 Acquired: 7/28/2016 14:26:16 Type: Unk
Method: ICP I9 Method 200.7-6010(v139) Mode: CONC Corr. Factor: 1.000000
User: analyst Custom ID1: Custom ID2: Custom ID3:
Comment:

Elem	Se1960	Sn1899	Ti3372	Tl1908	V_2908	Zn2062	Si2516
IS Ref	(Y_2243)	(In2306)	(Y_3600)	(In2306)	(Y_3710)	(In2306)	(Y_3710)
Units	ppb	ppb	ppb	ppb	ppb	ppb	ppb
Avg	3.5802	2.9914	.86280	5.0928	-1.2833	10.177	282.12
Stddev	1.7482	.6977	.29061	.6353	.7386	.076	5.39
%RSD	48.831	23.323	33.682	12.474	57.553	.74258	1.9117
Check ?	Chk Pass	Chk Pass	Chk Pass	Chk Pass	Chk Pass	Chk Pass	Chk Pass
High Limit							
Low Limit							

Elem	Sr3464
IS Ref	(Y_3710)
Units	ppb
Avg	8.5813
Stddev	5.1974
%RSD	60.567
Check ?	Chk Pass
High Limit	
Low Limit	

Int. Std.	In2306	Y_2243	Y_3600	Y_3710
Units	Cts/S	Cts/S	Cts/S	Cts/S
Avg	5134.9	4185.1	56780.	8024.3
Stddev	6.8	6.6	123.	27.6
%RSD	.13173	.15721	.21615	.34374
Check ?	Chk Pass	Chk Pass	Chk Pass	Chk Pass
Value	87.490%	94.375%	91.540%	97.442%
Range				

PDF created with pdfFactory Pro trial version www.pdffactory.com

Sample Name: lb 240-239958/1-b Acquired: 7/28/2016 14:30:25 Type: QC
Method: ICP I9 Method 200.7-6010(v139) Mode: CONC Corr. Factor: 1.000000
User: analyst Custom ID1: Custom ID2: Custom ID3:
Comment:

Elem	Ag3280	Al3082	As1890	B_1826	Ba4554	Be3130	Ca3179
IS Ref	(Y_3600)	(Y_3710)	(Y_2243)	(Y_2243)	(Y_3710)	(Y_3710)	(Y_3710)
Units	ppb	ppb	ppb	ppb	ppb	ppb	ppb
Avg	-.80296	18.005	2.4713	7.3597	.97737	.06105	239.63
Stddev	.51667	16.124	2.6351	.4587	.02292	.06072	4.53
%RSD	64.345	89.555	106.63	6.2323	2.3453	99.445	1.8885
Check ?	Chk Pass	Chk Pass	Chk Pass	Chk Pass	Chk Pass	Chk Pass	None
High Limit							
Low Limit							

Elem	Cd2288	Co2286	Cr2677	Cu3273	Fe2599	K_7664	Li6707
IS Ref	(Y_2243)	(In2306)	(Y_3600)	(Y_3600)	(Y_3710)	(Y_3710)	(Y_3710)
Units	ppb	ppb	ppb	ppb	ppb	ppb	ppb
Avg	.0146	-.09077	.90043	3.0459	36.053	177.92	F 142.83
Stddev	.0615	.17344	.28780	.4693	2.795	18.79	3.00
%RSD	420.7	191.09	31.962	15.408	7.7526	10.560	2.1024
Check ?	Chk Pass	Chk Pass	Chk Pass	Chk Pass	Chk Pass	None	Chk Fail
High Limit							50.000
Low Limit							-1000.0

Elem	Mg2790	Mn2576	Mo2020	Na5895	Ni2316	Pb2203	Sb2175
IS Ref	(Y_3710)	(Y_3600)	(Y_2243)	(Y_3710)	(In2306)	(Y_2243)	(Y_2243)
Units	ppb	ppb	ppb	ppb	ppb	ppb	ppb
Avg	81.203	-1.5940	-.35131	14523.	1.6744	.44109	-1.342
Stddev	3.772	.0366	.18869	68.	.3176	1.1803	2.653
%RSD	4.6446	2.2984	53.711	.47069	18.966	267.59	197.7
Check ?	None	Chk Pass	Chk Pass	None	Chk Pass	Chk Pass	Chk Pass
High Limit							
Low Limit							

PDF created with pdfFactory Pro trial version www.pdffactory.com

Sample Name: lb 240-239958/1-b Acquired: 7/28/2016 14:30:25 Type: QC
Method: ICP I9 Method 200.7-6010(v139) Mode: CONC Corr. Factor: 1.000000
User: analyst Custom ID1: Custom ID2: Custom ID3:
Comment:

Elem	Se1960	Sn1899	Ti3372	Tl1908	V_2908	Zn2062	Si2516
IS Ref	(Y_2243)	(In2306)	(Y_3600)	(In2306)	(Y_3710)	(In2306)	(Y_3710)
Units	ppb	ppb	ppb	ppb	ppb	ppb	ppb
Avg	-3.6264	29.111	.31817	-.49531	.99040	3.8016	61.767
Stddev	.6763	.924	.15718	.33776	1.7640	.0586	8.290
%RSD	18.650	3.1752	49.400	68.191	178.11	1.5406	13.422
Check ?	Chk Pass	Chk Pass	Chk Pass	Chk Pass	Chk Pass	Chk Pass	Chk Pass
High Limit							
Low Limit							

Elem	Sr3464
IS Ref	(Y_3710)
Units	ppb
Avg	.49958
Stddev	3.4113
%RSD	682.84
Check ?	Chk Pass
High Limit	
Low Limit	

Int. Std.	In2306	Y_2243	Y_3600	Y_3710
Units	Cts/S	Cts/S	Cts/S	Cts/S
Avg	5765.8	4398.4	60906.	8076.7
Stddev	5.7	3.5	12.	44.3
%RSD	.09818	.07939	.01975	.54891

PDF created with pdfFactory Pro trial version www.pdffactory.com

Sample Name: CCV-2632473 Acquired: 7/28/2016 14:34:35 Type: QC
Method: ICP I9 Method 200.7-6010(v139) Mode: CONC Corr. Factor: 1.000000
User: analyst Custom ID1: Custom ID2: Custom ID3:
Comment:

Elem	Ag3280	Al3082	As1890	B_1826	Ba4554	Be3130	Ca3179	Cd2288
IS Ref	(Y_3600)	(Y_3710)	(Y_2243)	(Y_2243)	(Y_3710)	(Y_3710)	(Y_3710)	(Y_2243)
Units	ppb	ppb	ppb	ppb	ppb	ppb	ppb	ppb
Avg	987.45	25747.	494.62	5048.4	1934.2	1964.7	51218.	492.6
Stddev	1.90	99.	1.77	8.3	2.4	3.3	139.	1.3
%RSD	.19229	.38382	.35841	.16455	.12256	.16857	.27184	.2649
Check ?	Chk Pass	Chk Pass	Chk Pass	Chk Pass	Chk Pass	Chk Pass	Chk Pass	Chk Pass
Value								
Range								

Elem	Co2286	Cr2677	Cu3273	Fe2599	K_7664	Li6707	Mg2790	Mn2576
IS Ref	(In2306)	(Y_3600)	(Y_3600)	(Y_3710)	(Y_3710)	(Y_3710)	(Y_3710)	(Y_3600)
Units	ppb	ppb	ppb	ppb	ppb	ppb	ppb	ppb
Avg	1986.0	1960.5	1932.4	25520.	49415.	5047.3	49581.	1984.6
Stddev	7.6	4.7	4.6	33.	68.	14.5	139.	3.5
%RSD	.38122	.24069	.23764	.13095	.13778	.28798	.28041	.17651
Check ?	Chk Pass	Chk Pass	Chk Pass	Chk Pass	Chk Pass	Chk Pass	Chk Pass	Chk Pass
Value								
Range								

Elem	Mo2020	Na5895	Ni2316	Pb2203	Sb2175	Se1960	Sn1899	Ti3372
IS Ref	(Y_2243)	(Y_3710)	(In2306)	(Y_2243)	(Y_2243)	(Y_2243)	(In2306)	(Y_3600)
Units	ppb	ppb	ppb	ppb	ppb	ppb	ppb	ppb
Avg	2006.0	48242.	1987.3	487.33	505.1	507.59	5094.0	4927.1
Stddev	9.2	88.	5.6	1.85	1.5	1.41	17.8	44.3
%RSD	.46014	.18247	.27978	.37912	.3049	.27781	.35042	.89936
Check ?	Chk Pass	Chk Pass	Chk Pass	Chk Pass	Chk Pass	Chk Pass	Chk Pass	Chk Pass
Value								
Range								

PDF created with pdfFactory Pro trial version www.pdffactory.com

Sample Name: CCV-2632473 Acquired: 7/28/2016 14:34:35 Type: QC
Method: ICP I9 Method 200.7-6010(v139) Mode: CONC Corr. Factor: 1.000000
User: analyst Custom ID1: Custom ID2: Custom ID3:
Comment:

Elem	Tl1908	V_2908	Zn2062	Si2516	Sr3464
IS Ref	(In2306)	(Y_3710)	(In2306)	(Y_3710)	(Y_3710)
Units	ppb	ppb	ppb	ppb	ppb
Avg	1008.0	2015.3	2028.8	5165.2	4931.3
Stddev	3.8	7.2	6.6	57.0	8.9
%RSD	.37997	.35849	.32288	1.1028	.18083
Check ?	Chk Pass	Chk Pass	Chk Pass	Chk Pass	Chk Pass
Value					
Range					

Int. Std.	In2306	Y_2243	Y_3600	Y_3710
Units	Cts/S	Cts/S	Cts/S	Cts/S
Avg	5216.4	4259.9	58630.	7959.7
Stddev	7.7	2.8	81.	16.3
%RSD	.14824	.06511	.13848	.20463

PDF created with pdfFactory Pro trial version www.pdffactory.com

Sample Name: CCB Acquired: 7/28/2016 14:38:27 Type: QC
Method: ICP I9 Method 200.7-6010(v139) Mode: CONC Corr. Factor: 1.000000
User: analyst Custom ID1: Custom ID2: Custom ID3:
Comment:

Elem	Ag3280	Al3082	As1890	B_1826	Ba4554	Be3130	Ca3179
IS Ref	(Y_3600)	(Y_3710)	(Y_2243)	(Y_2243)	(Y_3710)	(Y_3710)	(Y_3710)
Units	ppb	ppb	ppb	ppb	ppb	ppb	ppb
Avg	-.28780	.67082	.93821	8.3541	.09565	.23825	6.3753
Stddev	.28599	8.7497	.77818	.5312	.30458	.02514	4.7453
%RSD	99.374	1304.3	82.944	6.3587	318.42	10.553	74.431
Check ?	Chk Pass	Chk Pass	Chk Pass	Chk Pass	Chk Pass	Chk Pass	Chk Pass
High Limit							
Low Limit							

Elem	Cd2288	Co2286	Cr2677	Cu3273	Fe2599	K_7664	Li6707
IS Ref	(Y_2243)	(In2306)	(Y_3600)	(Y_3600)	(Y_3710)	(Y_3710)	(Y_3710)
Units	ppb	ppb	ppb	ppb	ppb	ppb	ppb
Avg	-.0862	-.05633	-.03192	-.59574	3.7940	146.78	F 81.776
Stddev	.1347	.22368	.28871	.49780	.7813	5.74	2.874
%RSD	156.2	397.11	904.58	83.560	20.594	3.9130	3.5150
Check ?	Chk Pass	Chk Pass	Chk Pass	Chk Pass	Chk Pass	Chk Pass	Chk Fail
High Limit							50.000
Low Limit							-50.000

Elem	Mg2790	Mn2576	Mo2020	Na5895	Ni2316	Pb2203	Sb2175
IS Ref	(Y_3710)	(Y_3600)	(Y_2243)	(Y_3710)	(In2306)	(Y_2243)	(Y_2243)
Units	ppb	ppb	ppb	ppb	ppb	ppb	ppb
Avg	12.421	.19717	2.7512	426.00	-.15843	.47994	-.8229
Stddev	12.988	.05287	.1888	4.52	.35718	.29669	1.544
%RSD	104.57	26.816	6.8616	1.0604	225.45	61.818	187.6
Check ?	Chk Pass	Chk Pass	Chk Pass	Chk Pass	Chk Pass	Chk Pass	Chk Pass
High Limit							
Low Limit							

PDF created with pdfFactory Pro trial version www.pdffactory.com

Sample Name: CCB Acquired: 7/28/2016 14:38:27 Type: QC
Method: ICP I9 Method 200.7-6010(v139) Mode: CONC Corr. Factor: 1.000000
User: analyst Custom ID1: Custom ID2: Custom ID3:
Comment:

Elem	Se1960	Sn1899	Ti3372	Tl1908	V_2908	Zn2062	Si2516
IS Ref	(Y_2243)	(In2306)	(Y_3600)	(In2306)	(Y_3710)	(In2306)	(Y_3710)
Units	ppb	ppb	ppb	ppb	ppb	ppb	ppb
Avg	.84590	.83130	1.6583	-.69459	-1.6160	-.32724	-16.505
Stddev	.57983	.26724	.0464	.47492	2.7880	.13150	3.021
%RSD	68.547	32.147	2.7991	68.375	172.52	40.184	18.305
Check ?	Chk Pass	Chk Pass	Chk Pass	Chk Pass	Chk Pass	Chk Pass	Chk Pass
High Limit							
Low Limit							

Elem	Sr3464
IS Ref	(Y_3710)
Units	ppb
Avg	1.5172
Stddev	.9015
%RSD	59.416
Check ?	Chk Pass
High Limit	
Low Limit	

Int. Std.	In2306	Y_2243	Y_3600	Y_3710
Units	Cts/S	Cts/S	Cts/S	Cts/S
Avg	5906.5	4452.3	61906.	8047.4
Stddev	4.9	5.4	150.	43.8
%RSD	.08281	.12234	.24308	.54446

PDF created with pdfFactory Pro trial version www.pdffactory.com

Sample Name: mb 240-240062/2-a Acquired: 7/28/2016 14:42:37 Type: QC
Method: ICP I9 Method 200.7-6010(v139) Mode: CONC Corr. Factor: 1.000000
User: analyst Custom ID1: Custom ID2: Custom ID3:
Comment:

Elem	Ag3280	Al3082	As1890	B_1826	Ba4554	Be3130	Ca3179
IS Ref	(Y_3600)	(Y_3710)	(Y_2243)	(Y_2243)	(Y_3710)	(Y_3710)	(Y_3710)
Units	ppb	ppb	ppb	ppb	ppb	ppb	ppb
Avg	-.32579	-1.6482	.96559	7.2944	1.0245	.10832	181.43
Stddev	.03093	15.762	1.5308	.1802	.1003	.13046	.56
%RSD	9.4940	956.33	158.53	2.4697	9.7905	120.44	.30931
Check ?	Chk Pass	Chk Pass	Chk Pass	Chk Pass	Chk Pass	Chk Pass	None
High Limit							
Low Limit							

Elem	Cd2288	Co2286	Cr2677	Cu3273	Fe2599	K_7664	Li6707
IS Ref	(Y_2243)	(In2306)	(Y_3600)	(Y_3600)	(Y_3710)	(Y_3710)	(Y_3710)
Units	ppb	ppb	ppb	ppb	ppb	ppb	ppb
Avg	.0504	-.23560	.88341	.73339	15.771	115.00	F 125.18
Stddev	.1103	.18417	.40302	.19281	.975	32.44	3.17
%RSD	219.1	78.171	45.621	26.290	6.1839	28.206	2.5322
Check ?	Chk Pass	Chk Pass	Chk Pass	Chk Pass	Chk Pass	None	Chk Fail
High Limit							50.000
Low Limit							-1000.0

Elem	Mg2790	Mn2576	Mo2020	Na5895	Ni2316	Pb2203	Sb2175
IS Ref	(Y_3710)	(Y_3600)	(Y_2243)	(Y_3710)	(In2306)	(Y_2243)	(Y_2243)
Units	ppb	ppb	ppb	ppb	ppb	ppb	ppb
Avg	75.277	-1.4094	.03006	391.39	1.1922	.42213	-1.599
Stddev	15.193	.0217	.12997	3.59	.1610	.31037	3.675
%RSD	20.182	1.5365	432.34	.91852	13.507	73.526	229.8
Check ?	None	Chk Pass	Chk Pass	None	Chk Pass	Chk Pass	Chk Pass
High Limit							
Low Limit							

PDF created with pdfFactory Pro trial version www.pdffactory.com

Sample Name: mb 240-240062/2-a Acquired: 7/28/2016 14:42:37 Type: QC
Method: ICP I9 Method 200.7-6010(v139) Mode: CONC Corr. Factor: 1.000000
User: analyst Custom ID1: Custom ID2: Custom ID3:
Comment:

Elem	Se1960	Sn1899	Ti3372	Tl1908	V_2908	Zn2062	Si2516
IS Ref	(Y_2243)	(In2306)	(Y_3600)	(In2306)	(Y_3710)	(In2306)	(Y_3710)
Units	ppb	ppb	ppb	ppb	ppb	ppb	ppb
Avg	-.29210	27.509	.56310	-1.4471	1.9895	1.2813	52.526
Stddev	.80164	.488	.07969	1.0411	3.6854	.1014	13.812
%RSD	274.44	1.7733	14.151	71.944	185.25	7.9115	26.294
Check ?	Chk Pass	Chk Pass	Chk Pass	Chk Pass	Chk Pass	Chk Pass	Chk Pass
High Limit							
Low Limit							

Elem	Sr3464
IS Ref	(Y_3710)
Units	ppb
Avg	1.6813
Stddev	.3380
%RSD	20.103
Check ?	Chk Pass
High Limit	
Low Limit	

Int. Std.	In2306	Y_2243	Y_3600	Y_3710
Units	Cts/S	Cts/S	Cts/S	Cts/S
Avg	5830.3	4430.2	62253.	8116.0
Stddev	7.1	3.1	142.	22.5
%RSD	.12235	.07073	.22870	.27715

PDF created with pdfFactory Pro trial version www.pdffactory.com

Sample Name: lcs 240-240062/3-a Acquired: 7/28/2016 14:46:45 Type: QC
Method: ICP I9 Method 200.7-6010(v139) Mode: CONC Corr. Factor: 1.000000
User: analyst Custom ID1: Custom ID2: Custom ID3:
Comment:

Elem	Ag3280	Al3082	As1890	B_1826	Ba4554	Be3130	Ca3179	Cd2288
IS Ref	(Y_3600)	(Y_3710)	(Y_2243)	(Y_2243)	(Y_3710)	(Y_3710)	(Y_3710)	(Y_2243)
Units	ppb	ppb	ppb	ppb	ppb	ppb	ppb	ppb
Avg	46.191	1988.7	1854.5	922.01	1874.1	47.449	223.65	46.69
Stddev	.291	24.5	12.4	3.64	3.5	.249	6.49	.24
%RSD	.63070	1.2313	.66651	.39507	.18446	.52572	2.9019	.5160
Check ?	Chk Pass	Chk Pass	Chk Pass	Chk Pass	Chk Pass	Chk Pass	None	Chk Pass
Value								
Range								

Elem	Co2286	Cr2677	Cu3273	Fe2599	K_7664	Li6707	Mg2790	Mn2576
IS Ref	(In2306)	(Y_3600)	(Y_3600)	(Y_3710)	(Y_3710)	(Y_3710)	(Y_3710)	(Y_3600)
Units	ppb	ppb	ppb	ppb	ppb	ppb	ppb	ppb
Avg	462.37	191.40	240.96	1017.3	112.24	1062.9	84.874	487.69
Stddev	2.89	.59	.76	6.6	3.29	3.2	26.682	.53
%RSD	.62441	.30897	.31522	.64610	2.9286	.29791	31.437	.10958
Check ?	Chk Pass	Chk Pass	Chk Pass	Chk Pass	None	Chk Pass	None	Chk Pass
Value								
Range								

Elem	Mo2020	Na5895	Ni2316	Pb2203	Sb2175	Se1960	Sn1899	Ti3372
IS Ref	(Y_2243)	(Y_3710)	(In2306)	(Y_2243)	(Y_2243)	(Y_2243)	(In2306)	(Y_3600)
Units	ppb	ppb	ppb	ppb	ppb	ppb	ppb	ppb
Avg	944.63	350.59	471.90	476.35	460.1	1840.7	1856.2	944.70
Stddev	6.27	9.23	3.20	2.48	4.9	4.4	7.2	.61
%RSD	.66399	2.6341	.67734	.52011	1.063	.23979	.38771	.06449
Check ?	Chk Pass	None	Chk Pass	Chk Pass	Chk Pass	Chk Pass	Chk Pass	Chk Pass
Value								
Range								

PDF created with pdfFactory Pro trial version www.pdffactory.com

Sample Name: lcs 240-240062/3-a Acquired: 7/28/2016 14:46:45 Type: QC
Method: ICP I9 Method 200.7-6010(v139) Mode: CONC Corr. Factor: 1.000000
User: analyst Custom ID1: Custom ID2: Custom ID3:
Comment:

Elem	Tl1908	V_2908	Zn2062	Si2516	Sr3464
IS Ref	(In2306)	(Y_3710)	(In2306)	(Y_3710)	(Y_3710)
Units	ppb	ppb	ppb	ppb	ppb
Avg	1842.7	478.24	462.44	1029.0	969.00
Stddev	9.5	3.88	.81	14.5	8.21
%RSD	.51700	.81116	.17510	1.4082	.84721
Check ?	Chk Pass	Chk Pass	Chk Pass	Chk Pass	Chk Pass
Value					
Range					

Int. Std.	In2306	Y_2243	Y_3600	Y_3710
Units	Cts/S	Cts/S	Cts/S	Cts/S
Avg	5734.2	4398.6	61687.	8023.1
Stddev	2.3	3.1	108.	17.9
%RSD	.04046	.07156	.17534	.22370

PDF created with pdfFactory Pro trial version www.pdffactory.com

Sample Name: 240-67449-a-1-f Acquired: 7/28/2016 14:50:26 Type: Unk
Method: ICP I9 Method 200.7-6010(v139) Mode: CONC Corr. Factor: 1.000000
User: analyst Custom ID1: Custom ID2: Custom ID3:
Comment:

Elem	Ag3280	Al3082	As1890	B_1826	Ba4554	Be3130	Ca3179	Cd2288
IS Ref	(Y_3600)	(Y_3710)	(Y_2243)	(Y_2243)	(Y_3710)	(Y_3710)	(Y_3710)	(Y_2243)
Units	ppb	ppb	ppb	ppb	ppb	ppb	ppb	ppb
Avg	-.00244	7.7527	.87782	439.67	1.8768	.02300	1992.3	.1113
Stddev	.12024	8.2836	1.2172	1.71	.3073	.11371	3.3	.0448
%RSD	4927.5	106.85	138.66	.38843	16.372	494.38	.16504	40.21
Check ?	Chk Pass	Chk Pass	Chk Pass	Chk Pass	Chk Pass	Chk Pass	Chk Pass	Chk Pass
High Limit								
Low Limit								

Elem	Co2286	Cr2677	Cu3273	Fe2599	K_7664	Li6707	Mg2790	Mn2576
IS Ref	(In2306)	(Y_3600)	(Y_3600)	(Y_3710)	(Y_3710)	(Y_3710)	(Y_3710)	(Y_3600)
Units	ppb	ppb	ppb	ppb	ppb	ppb	ppb	ppb
Avg	-.18987	1.4745	30.858	199.02	131.33	140.25	76.210	2.2191
Stddev	.14738	.3058	.550	1.40	2.02	3.35	14.808	.0237
%RSD	77.620	20.737	1.7817	.70111	1.5398	2.3865	19.430	1.0685
Check ?	Chk Pass	Chk Pass	Chk Pass	Chk Pass	Chk Pass	Chk Pass	Chk Pass	Chk Pass
High Limit								
Low Limit								

Elem	Mo2020	Na5895	Ni2316	Pb2203	Sb2175	Se1960	Sn1899	Ti3372
IS Ref	(Y_2243)	(Y_3710)	(In2306)	(Y_2243)	(Y_2243)	(Y_2243)	(In2306)	(Y_3600)
Units	ppb	ppb	ppb	ppb	ppb	ppb	ppb	ppb
Avg	320.92	421.55	2.8275	6.2992	18.29	1.5062	27.276	5.2331
Stddev	2.98	4.64	.3808	1.7261	2.09	2.7617	.651	.0608
%RSD	.92931	1.1015	13.468	27.403	11.40	183.35	2.3871	1.1626
Check ?	Chk Pass	Chk Pass	Chk Pass	Chk Pass	Chk Pass	Chk Pass	Chk Pass	Chk Pass
High Limit								
Low Limit								

PDF created with pdfFactory Pro trial version www.pdffactory.com

Sample Name: 240-67449-a-1-f Acquired: 7/28/2016 14:50:26 Type: Unk
Method: ICP I9 Method 200.7-6010(v139) Mode: CONC Corr. Factor: 1.000000
User: analyst Custom ID1: Custom ID2: Custom ID3:
Comment:

Elem	Tl1908	V_2908	Zn2062	Si2516	Sr3464
IS Ref	(In2306)	(Y_3710)	(In2306)	(Y_3710)	(Y_3710)
Units	ppb	ppb	ppb	ppb	ppb
Avg	-1.0718	-1.3515	679.77	105.95	6.9152
Stddev	.2501	1.3578	4.10	7.57	2.3672
%RSD	23.338	100.47	.60343	7.1490	34.232
Check ?	Chk Pass	Chk Pass	Chk Pass	Chk Pass	Chk Pass
High Limit					
Low Limit					

Int. Std.	In2306	Y_2243	Y_3600	Y_3710
Units	Cts/S	Cts/S	Cts/S	Cts/S
Avg	5962.3	4476.0	63269.	8393.9
Stddev	8.1	5.8	105.	34.2
%RSD	.13567	.12892	.16581	.40764
Check ?	Chk Pass	Chk Pass	Chk Pass	Chk Pass
Value	101.59%	100.94%	102.00%	101.93%
Range				

PDF created with pdfFactory Pro trial version www.pdffactory.com

Sample Name: SD 240-67449-a-1-f@5 Acquired: 7/28/2016 14:54:29 Type: Unk
Method: ICP I9 Method 200.7-6010(v139) Mode: CONC Corr. Factor: 1.000000
User: analyst Custom ID1: Custom ID2: Custom ID3:
Comment:

Elem	Ag3280	Al3082	As1890	B_1826	Ba4554	Be3130	Ca3179	Cd2288
IS Ref	(Y_3600)	(Y_3710)	(Y_2243)	(Y_2243)	(Y_3710)	(Y_3710)	(Y_3710)	(Y_2243)
Units	ppb	ppb	ppb	ppb	ppb	ppb	ppb	ppb
Avg	-.09443	2.9147	.20159	92.172	.34195	.02784	405.87	-.0146
Stddev	.19702	8.0928	1.8771	1.429	.24691	.06721	.50	.0618
%RSD	208.65	277.65	931.13	1.5498	72.206	241.43	.12357	422.8
Check ?	Chk Pass	Chk Pass	Chk Pass	Chk Pass	Chk Pass	Chk Pass	Chk Pass	Chk Pass
High Limit								
Low Limit								

Elem	Co2286	Cr2677	Cu3273	Fe2599	K_7664	Li6707	Mg2790	Mn2576
IS Ref	(In2306)	(Y_3600)	(Y_3600)	(Y_3710)	(Y_3710)	(Y_3710)	(Y_3710)	(Y_3600)
Units	ppb	ppb	ppb	ppb	ppb	ppb	ppb	ppb
Avg	-.32577	.45856	5.4346	41.466	58.469	80.690	33.803	-.16003
Stddev	.19892	.35142	.3212	.434	12.907	1.307	5.565	.00545
%RSD	61.061	76.636	5.9107	1.0475	22.074	1.6198	16.463	3.4076
Check ?	Chk Pass	Chk Pass	Chk Pass	Chk Pass	Chk Pass	Chk Pass	Chk Pass	Chk Pass
High Limit								
Low Limit								

Elem	Mo2020	Na5895	Ni2316	Pb2203	Sb2175	Se1960	Sn1899	Ti3372
IS Ref	(Y_2243)	(Y_3710)	(In2306)	(Y_2243)	(Y_2243)	(Y_2243)	(In2306)	(Y_3600)
Units	ppb	ppb	ppb	ppb	ppb	ppb	ppb	ppb
Avg	63.784	240.75	.75110	1.9504	2.858	.83777	5.2592	.99104
Stddev	1.316	3.16	.39636	.8227	1.269	.58261	.1522	.21186
%RSD	2.0624	1.3105	52.771	42.183	44.42	69.544	2.8932	21.378
Check ?	Chk Pass	Chk Pass	Chk Pass	Chk Pass	Chk Pass	Chk Pass	Chk Pass	Chk Pass
High Limit								
Low Limit								

PDF created with pdfFactory Pro trial version www.pdffactory.com

Sample Name: SD 240-67449-a-1-f@5 Acquired: 7/28/2016 14:54:29 Type: Unk
Method: ICP I9 Method 200.7-6010(v139) Mode: CONC Corr. Factor: 1.000000
User: analyst Custom ID1: Custom ID2: Custom ID3:
Comment:

Elem	Tl1908	V_2908	Zn2062	Si2516	Sr3464
IS Ref	(In2306)	(Y_3710)	(In2306)	(Y_3710)	(Y_3710)
Units	ppb	ppb	ppb	ppb	ppb
Avg	-.67768	.08255	141.13	-1.3471	1.5335
Stddev	.87462	5.1619	2.10	2.1834	1.1472
%RSD	129.06	6253.0	1.4859	162.08	74.805
Check ?	Chk Pass	Chk Pass	Chk Pass	Chk Pass	Chk Pass
High Limit					
Low Limit					

Int. Std.	In2306	Y_2243	Y_3600	Y_3710
Units	Cts/S	Cts/S	Cts/S	Cts/S
Avg	5977.8	4495.2	63241.	8252.6
Stddev	11.3	4.6	91.	35.0
%RSD	.18855	.10139	.14451	.42429
Check ?	Chk Pass	Chk Pass	Chk Pass	Chk Pass
Value	101.85%	101.37%	101.96%	100.21%
Range				

PDF created with pdfFactory Pro trial version www.pdffactory.com

Sample Name: 240-67449-a-1-g ms@5 Acquired: 7/28/2016 14:58:33 Type: Unk
Method: ICP I9 Method 200.7-6010(v139) Mode: CONC Corr. Factor: 1.000000
User: analyst Custom ID1: Custom ID2: Custom ID3:
Comment:

Elem	Ag3280	Al3082	As1890	B_1826	Ba4554	Be3130	Ca3179
IS Ref	(Y_3600)	(Y_3710)	(Y_2243)	(Y_2243)	(Y_3710)	(Y_3710)	(Y_3710)
Units	ppb	ppb	ppb	ppb	ppb	ppb	ppb
Avg	W 149.64	380.55	838.59	255.86	8411.3	8.6363	435.98
Stddev	.08	9.29	6.43	2.53	135.1	.0770	2.71
%RSD	.05595	2.4403	.76667	.98767	1.6062	.89161	.62268
Check ?	Chk Warn	Chk Pass	Chk Pass	Chk Pass	Chk Pass	Chk Pass	Chk Pass
High Limit	100.00						
Low Limit	-500000.						

Elem	Cd2288	Co2286	Cr2677	Cu3273	Fe2599	K_7664	Li6707
IS Ref	(Y_2243)	(In2306)	(Y_3600)	(Y_3600)	(Y_3710)	(Y_3710)	(Y_3710)
Units	ppb	ppb	ppb	ppb	ppb	ppb	ppb
Avg	171.2	82.943	861.30	50.584	218.21	56.632	244.26
Stddev	1.7	1.006	2.48	.413	1.46	36.965	1.39
%RSD	1.002	1.2134	.28802	.81721	.66780	65.273	.56812
Check ?	Chk Pass	Chk Pass	Chk Pass	Chk Pass	Chk Pass	Chk Pass	Chk Pass
High Limit							
Low Limit							

Elem	Mg2790	Mn2576	Mo2020	Na5895	Ni2316	Pb2203	Sb2175
IS Ref	(Y_3710)	(Y_3600)	(Y_2243)	(Y_3710)	(In2306)	(Y_2243)	(Y_2243)
Units	ppb	ppb	ppb	ppb	ppb	ppb	ppb
Avg	15.393	87.398	231.92	219.08	83.781	876.10	84.44
Stddev	1.314	.227	3.01	3.24	.979	7.60	.54
%RSD	8.5374	.25962	1.2994	1.4770	1.1688	.86705	.6392
Check ?	Chk Pass	Chk Pass	Chk Pass	Chk Pass	Chk Pass	Chk Pass	Chk Pass
High Limit							
Low Limit							

PDF created with pdfFactory Pro trial version www.pdffactory.com

Sample Name: 240-67449-a-1-g ms@5 Acquired: 7/28/2016 14:58:33 Type: Unk
Method: ICP I9 Method 200.7-6010(v139) Mode: CONC Corr. Factor: 1.000000
User: analyst Custom ID1: Custom ID2: Custom ID3:
Comment:

Elem	Se1960	Sn1899	Ti3372	Tl1908	V_2908	Zn2062	Si2516
IS Ref	(Y_2243)	(In2306)	(Y_3600)	(In2306)	(Y_3710)	(In2306)	(Y_3710)
Units	ppb	ppb	ppb	ppb	ppb	ppb	ppb
Avg	167.66	324.65	165.41	332.77	81.185	245.25	177.92
Stddev	3.38	3.85	.22	3.76	1.179	2.09	4.43
%RSD	2.0160	1.1853	.13166	1.1290	1.4519	.85342	2.4890
Check ?	Chk Pass	Chk Pass	Chk Pass	Chk Pass	Chk Pass	Chk Pass	Chk Pass
High Limit							
Low Limit							

Elem	Sr3464
IS Ref	(Y_3710)
Units	ppb
Avg	179.26
Stddev	6.13
%RSD	3.4176
Check ?	Chk Pass
High Limit	
Low Limit	

Int. Std.	In2306	Y_2243	Y_3600	Y_3710
Units	Cts/S	Cts/S	Cts/S	Cts/S
Avg	5929.4	4477.2	62969.	8241.4
Stddev	2.3	3.6	162.	9.6
%RSD	.03903	.08131	.25659	.11644
Check ?	Chk Pass	Chk Pass	Chk Pass	Chk Pass
Value	101.03%	100.96%	101.52%	100.08%
Range				

PDF created with pdfFactory Pro trial version www.pdffactory.com

Sample Name: 240-67449-a-1-hmsd@5 Acquired: 7/28/2016 15:02:28 Type: Unk
Method: ICP I9 Method 200.7-6010(v139) Mode: CONC Corr. Factor: 1.000000
User: analyst Custom ID1: Custom ID2: Custom ID3:
Comment:

Elem	Ag3280	Al3082	As1890	B_1826	Ba4554	Be3130	Ca3179
IS Ref	(Y_3600)	(Y_3710)	(Y_2243)	(Y_2243)	(Y_3710)	(Y_3710)	(Y_3710)
Units	ppb	ppb	ppb	ppb	ppb	ppb	ppb
Avg	W 154.84	370.32	860.08	259.19	8644.2	8.8184	454.74
Stddev	.63	16.78	7.47	3.34	33.9	.1010	6.88
%RSD	.40950	4.5306	.86891	1.2897	.39223	1.1453	1.5133
Check ?	Chk Warn	Chk Pass	Chk Pass	Chk Pass	Chk Pass	Chk Pass	Chk Pass
High Limit	100.00						
Low Limit	-500000.						

Elem	Cd2288	Co2286	Cr2677	Cu3273	Fe2599	K_7664	Li6707
IS Ref	(Y_2243)	(In2306)	(Y_3600)	(Y_3600)	(Y_3710)	(Y_3710)	(Y_3710)
Units	ppb	ppb	ppb	ppb	ppb	ppb	ppb
Avg	174.8	84.827	881.46	51.572	222.08	55.651	248.89
Stddev	1.8	.953	1.92	.271	1.98	47.818	.94
%RSD	1.056	1.1229	.21804	.52595	.89211	85.924	.37740
Check ?	Chk Pass	Chk Pass	Chk Pass	Chk Pass	Chk Pass	Chk Pass	Chk Pass
High Limit							
Low Limit							

Elem	Mg2790	Mn2576	Mo2020	Na5895	Ni2316	Pb2203	Sb2175
IS Ref	(Y_3710)	(Y_3600)	(Y_2243)	(Y_3710)	(In2306)	(Y_2243)	(Y_2243)
Units	ppb	ppb	ppb	ppb	ppb	ppb	ppb
Avg	28.983	89.184	232.50	211.17	85.425	890.24	86.87
Stddev	18.034	.190	3.71	2.28	.677	9.98	.84
%RSD	62.223	.21303	1.5950	1.0810	.79294	1.1214	.9708
Check ?	Chk Pass	Chk Pass	Chk Pass	Chk Pass	Chk Pass	Chk Pass	Chk Pass
High Limit							
Low Limit							

PDF created with pdfFactory Pro trial version www.pdffactory.com

Sample Name: 240-67449-a-1-hmsd@5 Acquired: 7/28/2016 15:02:28 Type: Unk
Method: ICP I9 Method 200.7-6010(v139) Mode: CONC Corr. Factor: 1.000000
User: analyst Custom ID1: Custom ID2: Custom ID3:
Comment:

Elem	Se1960	Sn1899	Ti3372	Tl1908	V_2908	Zn2062	Si2516
IS Ref	(Y_2243)	(In2306)	(Y_3600)	(In2306)	(Y_3710)	(In2306)	(Y_3710)
Units	ppb	ppb	ppb	ppb	ppb	ppb	ppb
Avg	170.26	333.47	169.60	338.84	84.012	246.77	184.87
Stddev	2.19	3.08	.23	3.78	1.736	1.83	5.65
%RSD	1.2854	.92380	.13434	1.1155	2.0670	.74081	3.0573
Check ?	Chk Pass	Chk Pass	Chk Pass	Chk Pass	Chk Pass	Chk Pass	Chk Pass
High Limit							
Low Limit							

Elem	Sr3464
IS Ref	(Y_3710)
Units	ppb
Avg	182.18
Stddev	2.07
%RSD	1.1351
Check ?	Chk Pass
High Limit	
Low Limit	

Int. Std.	In2306	Y_2243	Y_3600	Y_3710
Units	Cts/S	Cts/S	Cts/S	Cts/S
Avg	5902.7	4461.9	62903.	8220.0
Stddev	5.2	2.0	137.	11.4
%RSD	.08768	.04399	.21827	.13853
Check ?	Chk Pass	Chk Pass	Chk Pass	Chk Pass
Value	100.57%	100.62%	101.41%	99.819%
Range				

PDF created with pdfFactory Pro trial version www.pdffactory.com

Sample Name: PDS 240-67449-a-1-f Acquired: 7/28/2016 15:06:24 Type: Unk
Method: ICP I9 Method 200.7-6010(v139) Mode: CONC Corr. Factor: 1.000000
User: analyst Custom ID1: Custom ID2: Custom ID3:
Comment:

Elem	Ag3280	Al3082	As1890	B_1826	Ba4554	Be3130	Ca3179	Cd2288
IS Ref	(Y_3600)	(Y_3710)	(Y_2243)	(Y_2243)	(Y_3710)	(Y_3710)	(Y_3710)	(Y_2243)
Units	ppb	ppb	ppb	ppb	ppb	ppb	ppb	ppb
Avg	41.851	2028.3	1983.3	1468.7	1924.4	49.784	52240.	49.46
Stddev	.253	24.2	9.8	4.6	1.1	.084	224.	.30
%RSD	.60446	1.1924	.49492	.31385	.05705	.16801	.42832	.6011
Check ?	Chk Pass	Chk Pass	Chk Pass	Chk Pass	Chk Pass	Chk Pass	Chk Pass	Chk Pass
High Limit								
Low Limit								

Elem	Co2286	Cr2677	Cu3273	Fe2599	K_7664	Li6707	Mg2790	Mn2576
IS Ref	(In2306)	(Y_3600)	(Y_3600)	(Y_3710)	(Y_3710)	(Y_3710)	(Y_3710)	(Y_3600)
Units	ppb	ppb	ppb	ppb	ppb	ppb	ppb	ppb
Avg	492.79	197.28	277.54	1205.7	48172.	1144.3	48846.	491.21
Stddev	3.52	1.02	1.39	.7	170.	5.8	198.	.27
%RSD	.71438	.51930	.50198	.05871	.35222	.50539	.40526	.05503
Check ?	Chk Pass	Chk Pass	Chk Pass	Chk Pass	Chk Pass	Chk Pass	Chk Pass	Chk Pass
High Limit								
Low Limit								

Elem	Mo2020	Na5895	Ni2316	Pb2203	Sb2175	Se1960	Sn1899	Ti3372
IS Ref	(Y_2243)	(Y_3710)	(In2306)	(Y_2243)	(Y_2243)	(Y_2243)	(In2306)	(Y_3600)
Units	ppb	ppb	ppb	ppb	ppb	ppb	ppb	ppb
Avg	1341.3	48308.	495.94	486.70	528.3	2012.3	2052.6	1009.1
Stddev	10.3	167.	2.50	4.30	3.1	14.8	13.2	.6
%RSD	.76433	.34471	.50501	.88333	.5955	.73753	.64073	.05856
Check ?	Chk Pass	Chk Pass	Chk Pass	Chk Pass	Chk Pass	Chk Pass	Chk Pass	Chk Pass
High Limit								
Low Limit								

PDF created with pdfFactory Pro trial version www.pdffactory.com

Sample Name: PDS 240-67449-a-1-f Acquired: 7/28/2016 15:06:24 Type: Unk
Method: ICP I9 Method 200.7-6010(v139) Mode: CONC Corr. Factor: 1.000000
User: analyst Custom ID1: Custom ID2: Custom ID3:
Comment:

Elem	Tl1908	V_2908	Zn2062	Si2516	Sr3464
IS Ref	(In2306)	(Y_3710)	(In2306)	(Y_3710)	(Y_3710)
Units	ppb	ppb	ppb	ppb	ppb
Avg	1952.8	497.60	1199.8	1227.5	989.18
Stddev	8.7	2.90	6.1	26.9	10.28
%RSD	.44792	.58281	.51208	2.1892	1.0395
Check ?	Chk Pass	Chk Pass	Chk Pass	Chk Pass	Chk Pass
High Limit					
Low Limit					

Int. Std.	In2306	Y_2243	Y_3600	Y_3710
Units	Cts/S	Cts/S	Cts/S	Cts/S
Avg	5312.6	4264.5	59498.	8243.4
Stddev	14.2	9.3	25.	52.5
%RSD	.26823	.21756	.04253	.63683
Check ?	Chk Pass	Chk Pass	Chk Pass	Chk Pass
Value	90.518%	96.166%	95.921%	100.10%
Range				

PDF created with pdfFactory Pro trial version www.pdffactory.com

Sample Name: 240-67459-a-2-j@4 Acquired: 7/28/2016 15:10:03 Type: Unk
Method: ICP I9 Method 200.7-6010(v139) Mode: CONC Corr. Factor: 1.000000
User: analyst Custom ID1: Custom ID2: Custom ID3:
Comment:

Elem	Ag3280	Al3082	As1890	B_1826	Ba4554	Be3130
IS Ref	(Y_3600)	(Y_3710)	(Y_2243)	(Y_2243)	(Y_3710)	(Y_3710)
Units	ppb	ppb	ppb	ppb	ppb	ppb
Avg	-.46327	-10.110	11.813	12.035	1.9714	.18937
Stddev	.30296	6.458	.455	.576	.3001	.08509
%RSD	65.397	63.880	3.8525	4.7825	15.225	44.931
Check ?	Chk Pass	Chk Pass	Chk Pass	Chk Pass	Chk Pass	Chk Pass
High Limit						
Low Limit						

Elem	Ca3179	Cd2288	Co2286	Cr2677	Cu3273	Fe2599
IS Ref	(Y_3710)	(Y_2243)	(In2306)	(Y_3600)	(Y_3600)	(Y_3710)
Units	ppb	ppb	ppb	ppb	ppb	ppb
Avg	89.955	-.8017	11.184	3.7016	.25840	18.455
Stddev	3.381	.2040	.243	.3382	1.1769	1.138
%RSD	3.7590	25.45	2.1717	9.1376	455.44	6.1677
Check ?	Chk Pass	Chk Pass	Chk Pass	Chk Pass	Chk Pass	Chk Pass
High Limit						
Low Limit						

Elem	K_7664	Li6707	Mg2790	Mn2576	Mo2020	Na5895
IS Ref	(Y_3710)	(Y_3710)	(Y_3710)	(Y_3600)	(Y_2243)	(Y_3710)
Units	ppb	ppb	ppb	ppb	ppb	ppb
Avg	204470.	91.281	28.303	1.2145	1.5094	2802.8
Stddev	983.	1.548	25.691	.0390	.3862	8.1
%RSD	.48060	1.6956	90.773	3.2113	25.585	.28817
Check ?	Chk Pass	Chk Pass	Chk Pass	Chk Pass	Chk Pass	Chk Pass
High Limit						
Low Limit						

PDF created with pdfFactory Pro trial version www.pdffactory.com

Sample Name: 240-67459-a-2-j@4 Acquired: 7/28/2016 15:10:03 Type: Unk
Method: ICP I9 Method 200.7-6010(v139) Mode: CONC Corr. Factor: 1.000000
User: analyst Custom ID1: Custom ID2: Custom ID3:
Comment:

Elem	Ni2316	Pb2203	Sb2175	Se1960	Sn1899	Ti3372
IS Ref	(In2306)	(Y_2243)	(Y_2243)	(Y_2243)	(In2306)	(Y_3600)
Units	ppb	ppb	ppb	ppb	ppb	ppb
Avg	F 110490.	13.649	1.892	-1.1592	7.0883	.39118
Stddev	931.	.219	1.565	3.1408	.4525	.18737
%RSD	.84308	1.6022	82.72	270.94	6.3834	47.899
Check ?	Chk Fail	Chk Pass	Chk Pass	Chk Pass	Chk Pass	Chk Pass
High Limit	30000.					
Low Limit	-500000.					

Elem	Tl1908	V_2908	Zn2062	Si2516	Sr3464
IS Ref	(In2306)	(Y_3710)	(In2306)	(Y_3710)	(Y_3710)
Units	ppb	ppb	ppb	ppb	ppb
Avg	1.6240	-1.9563	2.5241	102.50	-11.146
Stddev	.9210	2.1111	.0566	4.79	1.168
%RSD	56.711	107.91	2.2417	4.6754	10.479
Check ?	Chk Pass	Chk Pass	Chk Pass	Chk Pass	Chk Pass
High Limit					
Low Limit					

Int. Std.	In2306	Y_2243	Y_3600	Y_3710
Units	Cts/S	Cts/S	Cts/S	Cts/S
Avg	5385.2	4299.8	58824.	7941.6
Stddev	3.9	4.0	43.	10.9
%RSD	.07234	.09222	.07365	.13718
Check ?	Chk Pass	Chk Pass	Chk Pass	Chk Pass
Value	91.755%	96.962%	94.835%	96.438%
Range				

PDF created with pdfFactory Pro trial version www.pdffactory.com

Sample Name: SD 240-67459-b-1-d Acquired: 7/28/2016 15:14:10 Type: Unk
Method: ICP I9 Method 200.7-6010(v139) Mode: CONC Corr. Factor: 1.000000
User: analyst Custom ID1: Custom ID2: Custom ID3:
Comment:

Elem	Ag3280	Al3082	As1890	B_1826	Ba4554	Be3130	Ca3179	Cd2288
IS Ref	(Y_3600)	(Y_3710)	(Y_2243)	(Y_2243)	(Y_3710)	(Y_3710)	(Y_3710)	(Y_2243)
Units	ppb	ppb	ppb	ppb	ppb	ppb	ppb	ppb
Avg	2.1541	99.746	1.4256	161.96	.17045	.02971	82.252	2.541
Stddev	.5003	19.983	1.2446	.98	.19420	.02788	1.581	.104
%RSD	23.225	20.034	87.303	.60539	113.94	93.872	1.9216	4.087
Check ?	Chk Pass	Chk Pass	Chk Pass	Chk Pass	Chk Pass	Chk Pass	Chk Pass	Chk Pass
High Limit								
Low Limit								

Elem	Co2286	Cr2677	Cu3273	Fe2599	K_7664	Li6707	Mg2790	Mn2576
IS Ref	(In2306)	(Y_3600)	(Y_3600)	(Y_3710)	(Y_3710)	(Y_3710)	(Y_3710)	(Y_3600)
Units	ppb	ppb	ppb	ppb	ppb	ppb	ppb	ppb
Avg	2.2383	38.013	101.56	41.199	4802.2	74.517	57.485	7.5496
Stddev	.0794	.490	1.09	1.636	35.7	1.315	6.152	.0701
%RSD	3.5484	1.2883	1.0699	3.9708	.74319	1.7651	10.701	.92838
Check ?	Chk Pass	Chk Pass	Chk Pass	Chk Pass	Chk Pass	Chk Pass	Chk Pass	Chk Pass
High Limit								
Low Limit								

Elem	Mo2020	Na5895	Ni2316	Pb2203	Sb2175	Se1960	Sn1899	Ti3372
IS Ref	(Y_2243)	(Y_3710)	(In2306)	(Y_2243)	(Y_2243)	(Y_2243)	(In2306)	(Y_3600)
Units	ppb	ppb	ppb	ppb	ppb	ppb	ppb	ppb
Avg	32.298	52283.	44.889	2.8987	1.596	-1.3471	1.0792	.86885
Stddev	.370	102.	.308	.7979	1.836	1.5955	.4100	.15124
%RSD	1.1469	.19461	.68553	27.524	115.1	118.44	37.992	17.407
Check ?	Chk Pass	Chk Pass	Chk Pass	Chk Pass	Chk Pass	Chk Pass	Chk Pass	Chk Pass
High Limit								
Low Limit								

PDF created with pdfFactory Pro trial version www.pdffactory.com

Sample Name: SD 240-67459-b-1-d Acquired: 7/28/2016 15:14:10 Type: Unk
Method: ICP I9 Method 200.7-6010(v139) Mode: CONC Corr. Factor: 1.000000
User: analyst Custom ID1: Custom ID2: Custom ID3:
Comment:

Elem	Tl1908	V_2908	Zn2062	Si2516	Sr3464
IS Ref	(In2306)	(Y_3710)	(In2306)	(Y_3710)	(Y_3710)
Units	ppb	ppb	ppb	ppb	ppb
Avg	.03899	.08330	625.92	265.01	2.5951
Stddev	.24717	2.8589	5.35	12.54	4.2061
%RSD	633.91	3432.2	.85402	4.7324	162.08
Check ?	Chk Pass	Chk Pass	Chk Pass	Chk Pass	Chk Pass
High Limit					
Low Limit					

Int. Std.	In2306	Y_2243	Y_3600	Y_3710
Units	Cts/S	Cts/S	Cts/S	Cts/S
Avg	5643.1	4384.6	60738.	8155.6
Stddev	8.0	4.0	115.	41.5
%RSD	.14261	.09178	.19007	.50858
Check ?	Chk Pass	Chk Pass	Chk Pass	Chk Pass
Value	96.148%	98.874%	97.921%	99.038%
Range				

PDF created with pdfFactory Pro trial version www.pdffactory.com

Sample Name: 240-67510-b-5-a@5 Acquired: 7/28/2016 15:18:13 Type: Unk
Method: ICP I9 Method 200.7-6010(v139) Mode: CONC Corr. Factor: 1.000000
User: analyst Custom ID1: Custom ID2: Custom ID3:
Comment:

Elem	Ag3280	Al3082	As1890	B_1826	Ba4554	Be3130	Ca3179
IS Ref	(Y_3600)	(Y_3710)	(Y_2243)	(Y_2243)	(Y_3710)	(Y_3710)	(Y_3710)
Units	ppb	ppb	ppb	ppb	ppb	ppb	ppb
Avg	.22063	69756.	5.4390	191.62	691.11	10.739	406800.
Stddev	.37760	279.	.7393	.74	.66	.043	2714.
%RSD	171.14	.40027	13.593	.38620	.09552	.39726	.66713
Check ?	Chk Pass	Chk Pass	Chk Pass	Chk Pass	Chk Pass	Chk Pass	Chk Pass
High Limit							
Low Limit							

Elem	Cd2288	Co2286	Cr2677	Cu3273	Fe2599	K_7664	Li6707
IS Ref	(Y_2243)	(In2306)	(Y_3600)	(Y_3600)	(Y_3710)	(Y_3710)	(Y_3710)
Units	ppb	ppb	ppb	ppb	ppb	ppb	ppb
Avg	.1652	.54046	10.922	10.164	1911.1	2130.3	180.58
Stddev	.1373	.11193	.180	1.359	4.8	25.8	2.61
%RSD	83.11	20.710	1.6441	13.376	.25368	1.2096	1.4440
Check ?	Chk Pass	Chk Pass	Chk Pass	Chk Pass	Chk Pass	Chk Pass	Chk Pass
High Limit							
Low Limit							

Elem	Mg2790	Mn2576	Mo2020	Na5895	Ni2316	Pb2203	Sb2175
IS Ref	(Y_3710)	(Y_3600)	(Y_2243)	(Y_3710)	(In2306)	(Y_2243)	(Y_2243)
Units	ppb	ppb	ppb	ppb	ppb	ppb	ppb
Avg	141930.	6942.2	-.39775	1699.7	6.8027	10.087	-1.641
Stddev	279.	95.6	.09969	5.7	.4791	.500	2.984
%RSD	.19678	1.3774	25.064	.33612	7.0424	4.9546	181.8
Check ?	Chk Pass	Chk Pass	Chk Pass	Chk Pass	Chk Pass	Chk Pass	Chk Pass
High Limit							
Low Limit							

PDF created with pdfFactory Pro trial version www.pdffactory.com

Sample Name: 240-67510-b-5-a@5 Acquired: 7/28/2016 15:18:13 Type: Unk
Method: ICP I9 Method 200.7-6010(v139) Mode: CONC Corr. Factor: 1.000000
User: analyst Custom ID1: Custom ID2: Custom ID3:
Comment:

Elem	Se1960	Sn1899	Ti3372	Tl1908	V_2908	Zn2062	Si2516
IS Ref	(Y_2243)	(In2306)	(Y_3600)	(In2306)	(Y_3710)	(In2306)	(Y_3710)
Units	ppb	ppb	ppb	ppb	ppb	ppb	ppb
Avg	3.2394	5.5471	355.03	25.869	13.790	11.236	559.53
Stddev	2.9837	.5442	1.16	.589	2.066	.094	6.72
%RSD	92.109	9.8107	.32698	2.2770	14.983	.83772	1.2002
Check ?	Chk Pass	Chk Pass	Chk Pass	Chk Pass	Chk Pass	Chk Pass	Chk Pass
High Limit							
Low Limit							

Elem	Sr3464
IS Ref	(Y_3710)
Units	ppb
Avg	635.93
Stddev	1.83
%RSD	.28839
Check ?	Chk Pass
High Limit	
Low Limit	

Int. Std.	In2306	Y_2243	Y_3600	Y_3710
Units	Cts/S	Cts/S	Cts/S	Cts/S
Avg	4917.2	4357.7	59397.	8372.4
Stddev	5.9	1.8	661.	25.0
%RSD	.11931	.04079	1.1127	.29828
Check ?	Chk Pass	Chk Pass	Chk Pass	Chk Pass
Value	83.781%	98.268%	95.759%	101.67%
Range				

PDF created with pdfFactory Pro trial version www.pdffactory.com

Sample Name: CCV-2632473 Acquired: 7/28/2016 15:22:31 Type: QC
Method: ICP I9 Method 200.7-6010(v139) Mode: CONC Corr. Factor: 1.000000
User: analyst Custom ID1: Custom ID2: Custom ID3:
Comment:

Elem	Ag3280	Al3082	As1890	B_1826	Ba4554	Be3130	Ca3179	Cd2288
IS Ref	(Y_3600)	(Y_3710)	(Y_2243)	(Y_2243)	(Y_3710)	(Y_3710)	(Y_3710)	(Y_2243)
Units	ppb	ppb	ppb	ppb	ppb	ppb	ppb	ppb
Avg	995.37	25601.	496.55	5074.7	1939.3	1975.8	51301.	494.5
Stddev	.75	173.	2.07	16.2	2.4	4.0	167.	1.9
%RSD	.07516	.67615	.41740	.31872	.12478	.20224	.32545	.3793
Check ?	Chk Pass	Chk Pass	Chk Pass	Chk Pass	Chk Pass	Chk Pass	Chk Pass	Chk Pass
Value								
Range								

Elem	Co2286	Cr2677	Cu3273	Fe2599	K_7664	Li6707	Mg2790	Mn2576
IS Ref	(In2306)	(Y_3600)	(Y_3600)	(Y_3710)	(Y_3710)	(Y_3710)	(Y_3710)	(Y_3600)
Units	ppb	ppb	ppb	ppb	ppb	ppb	ppb	ppb
Avg	1986.9	1950.7	1939.5	25424.	49474.	5017.3	49839.	1972.7
Stddev	6.3	7.8	3.7	64.	142.	17.9	98.	6.2
%RSD	.31733	.39970	.19069	.25267	.28769	.35736	.19753	.31348
Check ?	Chk Pass	Chk Pass	Chk Pass	Chk Pass	Chk Pass	Chk Pass	Chk Pass	Chk Pass
Value								
Range								

Elem	Mo2020	Na5895	Ni2316	Pb2203	Sb2175	Se1960	Sn1899	Ti3372
IS Ref	(Y_2243)	(Y_3710)	(In2306)	(Y_2243)	(Y_2243)	(Y_2243)	(In2306)	(Y_3600)
Units	ppb	ppb	ppb	ppb	ppb	ppb	ppb	ppb
Avg	2003.9	49117.	1989.8	487.36	508.8	504.23	5094.7	4928.6
Stddev	7.0	112.	5.8	.67	1.0	3.40	16.8	52.0
%RSD	.34803	.22890	.28977	.13793	.2026	.67369	.33066	1.0553
Check ?	Chk Pass	Chk Pass	Chk Pass	Chk Pass	Chk Pass	Chk Pass	Chk Pass	Chk Pass
Value								
Range								

PDF created with pdfFactory Pro trial version www.pdffactory.com

Sample Name: CCV-2632473 Acquired: 7/28/2016 15:22:31 Type: QC
Method: ICP I9 Method 200.7-6010(v139) Mode: CONC Corr. Factor: 1.000000
User: analyst Custom ID1: Custom ID2: Custom ID3:
Comment:

Elem	Tl1908	V_2908	Zn2062	Si2516	Sr3464
IS Ref	(In2306)	(Y_3710)	(In2306)	(Y_3710)	(Y_3710)
Units	ppb	ppb	ppb	ppb	ppb
Avg	1005.0	1995.3	2030.1	5195.9	4938.5
Stddev	4.9	11.0	5.2	52.2	14.7
%RSD	.48612	.55103	.25504	1.0048	.29837
Check ?	Chk Pass	Chk Pass	Chk Pass	Chk Pass	Chk Pass
Value					
Range					

Int. Std.	In2306	Y_2243	Y_3600	Y_3710
Units	Cts/S	Cts/S	Cts/S	Cts/S
Avg	5214.3	4255.0	58833.	7962.4
Stddev	1.9	1.5	351.	8.9
%RSD	.03554	.03452	.59656	.11197

PDF created with pdfFactory Pro trial version www.pdffactory.com

Sample Name: CCB Acquired: 7/28/2016 15:26:21 Type: QC
Method: ICP I9 Method 200.7-6010(v139) Mode: CONC Corr. Factor: 1.000000
User: analyst Custom ID1: Custom ID2: Custom ID3:
Comment:

Elem	Ag3280	Al3082	As1890	B_1826	Ba4554	Be3130	Ca3179
IS Ref	(Y_3600)	(Y_3710)	(Y_2243)	(Y_2243)	(Y_3710)	(Y_3710)	(Y_3710)
Units	ppb	ppb	ppb	ppb	ppb	ppb	ppb
Avg	-.30741	-4.0321	-.04565	7.8629	.20859	.14218	2.6441
Stddev	.11365	12.762	.33222	.7337	.08269	.06364	5.1231
%RSD	36.971	316.51	727.71	9.3312	39.642	44.758	193.75
Check ?	Chk Pass	Chk Pass	Chk Pass	Chk Pass	Chk Pass	Chk Pass	Chk Pass
High Limit							
Low Limit							

Elem	Cd2288	Co2286	Cr2677	Cu3273	Fe2599	K_7664	Li6707
IS Ref	(Y_2243)	(In2306)	(Y_3600)	(Y_3600)	(Y_3710)	(Y_3710)	(Y_3710)
Units	ppb	ppb	ppb	ppb	ppb	ppb	ppb
Avg	-.0298	-.15648	.06184	-1.4270	2.4561	192.65	F 58.639
Stddev	.1825	.28709	.05650	.9597	.9023	7.17	1.487
%RSD	612.8	183.47	91.359	67.252	36.740	3.7216	2.5363
Check ?	Chk Pass	Chk Pass	Chk Pass	Chk Pass	Chk Pass	Chk Pass	Chk Fail
High Limit							50.000
Low Limit							-50.000

Elem	Mg2790	Mn2576	Mo2020	Na5895	Ni2316	Pb2203	Sb2175
IS Ref	(Y_3710)	(Y_3600)	(Y_2243)	(Y_3710)	(In2306)	(Y_2243)	(Y_2243)
Units	ppb	ppb	ppb	ppb	ppb	ppb	ppb
Avg	-.45967	.14948	2.7225	158.29	.46019	1.5161	-1.853
Stddev	13.410	.05779	.0501	2.80	.23413	1.2518	1.715
%RSD	2917.2	38.661	1.8408	1.7665	50.876	82.561	92.55
Check ?	Chk Pass	Chk Pass	Chk Pass	Chk Pass	Chk Pass	Chk Pass	Chk Pass
High Limit							
Low Limit							

PDF created with pdfFactory Pro trial version www.pdffactory.com

Sample Name: CCB Acquired: 7/28/2016 15:26:21 Type: QC
Method: ICP I9 Method 200.7-6010(v139) Mode: CONC Corr. Factor: 1.000000
User: analyst Custom ID1: Custom ID2: Custom ID3:
Comment:

Elem	Se1960	Sn1899	Ti3372	Tl1908	V_2908	Zn2062	Si2516
IS Ref	(Y_2243)	(In2306)	(Y_3600)	(In2306)	(Y_3710)	(In2306)	(Y_3710)
Units	ppb	ppb	ppb	ppb	ppb	ppb	ppb
Avg	.62426	.58814	1.5235	-.30433	2.2784	-.39415	-19.205
Stddev	1.3594	.19137	.0587	.33775	.8537	.11910	3.568
%RSD	217.76	32.538	3.8513	110.98	37.470	30.217	18.577
Check ?	Chk Pass	Chk Pass	Chk Pass	Chk Pass	Chk Pass	Chk Pass	Chk Pass
High Limit							
Low Limit							

Elem	Sr3464
IS Ref	(Y_3710)
Units	ppb
Avg	-.19797
Stddev	2.8139
%RSD	1421.4
Check ?	Chk Pass
High Limit	
Low Limit	

Int. Std.	In2306	Y_2243	Y_3600	Y_3710
Units	Cts/S	Cts/S	Cts/S	Cts/S
Avg	5913.7	4449.5	62216.	8055.1
Stddev	8.5	6.9	67.	2.4
%RSD	.14450	.15522	.10771	.02923

PDF created with pdfFactory Pro trial version www.pdffactory.com

Sample Name: CCV-2632473 Acquired: 7/28/2016 15:30:29 Type: QC
Method: ICP I9 Method 200.7-6010(v139) Mode: CONC Corr. Factor: 1.000000
User: analyst Custom ID1: Custom ID2: Custom ID3:
Comment:

Elem	Ag3280	Al3082	As1890	B_1826	Ba4554	Be3130	Ca3179	Cd2288
IS Ref	(Y_3600)	(Y_3710)	(Y_2243)	(Y_2243)	(Y_3710)	(Y_3710)	(Y_3710)	(Y_2243)
Units	ppb	ppb	ppb	ppb	ppb	ppb	ppb	ppb
Avg	992.47	25373.	494.06	5065.5	1924.2	1959.2	50834.	493.5
Stddev	.89	89.	2.65	3.8	3.0	4.0	104.	.7
%RSD	.08918	.34907	.53622	.07510	.15613	.20491	.20387	.1343
Check ?	Chk Pass	Chk Pass	Chk Pass	Chk Pass	Chk Pass	Chk Pass	Chk Pass	Chk Pass
Value								
Range								

Elem	Co2286	Cr2677	Cu3273	Fe2599	K_7664	Li6707	Mg2790	Mn2576
IS Ref	(In2306)	(Y_3600)	(Y_3600)	(Y_3710)	(Y_3710)	(Y_3710)	(Y_3710)	(Y_3600)
Units	ppb	ppb	ppb	ppb	ppb	ppb	ppb	ppb
Avg	1981.7	1945.2	1935.7	25208.	48987.	4960.4	49300.	1961.1
Stddev	5.9	3.6	4.1	19.	126.	9.6	45.	3.5
%RSD	.29707	.18518	.21255	.07628	.25626	.19292	.09201	.17952
Check ?	Chk Pass	Chk Pass	Chk Pass	Chk Pass	Chk Pass	Chk Pass	Chk Pass	Chk Pass
Value								
Range								

Elem	Mo2020	Na5895	Ni2316	Pb2203	Sb2175	Se1960	Sn1899	Ti3372
IS Ref	(Y_2243)	(Y_3710)	(In2306)	(Y_2243)	(Y_2243)	(Y_2243)	(In2306)	(Y_3600)
Units	ppb	ppb	ppb	ppb	ppb	ppb	ppb	ppb
Avg	1997.2	48703.	1984.6	487.41	507.5	507.25	5084.9	4942.2
Stddev	5.5	54.	5.8	3.83	1.6	.54	13.1	28.6
%RSD	.27577	.11081	.28975	.78654	.3114	.10730	.25784	.57815
Check ?	Chk Pass	Chk Pass	Chk Pass	Chk Pass	Chk Pass	Chk Pass	Chk Pass	Chk Pass
Value								
Range								

PDF created with pdfFactory Pro trial version www.pdffactory.com

Sample Name: CCV-2632473 Acquired: 7/28/2016 15:30:29 Type: QC
Method: ICP I9 Method 200.7-6010(v139) Mode: CONC Corr. Factor: 1.000000
User: analyst Custom ID1: Custom ID2: Custom ID3:
Comment:

Elem	Tl1908	V_2908	Zn2062	Si2516	Sr3464
IS Ref	(In2306)	(Y_3710)	(In2306)	(Y_3710)	(Y_3710)
Units	ppb	ppb	ppb	ppb	ppb
Avg	1004.5	1976.0	2026.1	5152.9	4896.7
Stddev	.7	2.1	4.3	43.5	9.6
%RSD	.06473	.10862	.21232	.84329	.19548
Check ?	Chk Pass	Chk Pass	Chk Pass	Chk Pass	Chk Pass
Value					
Range					

Int. Std.	In2306	Y_2243	Y_3600	Y_3710
Units	Cts/S	Cts/S	Cts/S	Cts/S
Avg	5214.9	4256.4	58778.	8005.4
Stddev	2.1	3.9	62.	22.4
%RSD	.04024	.09265	.10505	.28011

PDF created with pdfFactory Pro trial version www.pdffactory.com

Sample Name: CCB Acquired: 7/28/2016 15:34:19 Type: QC
Method: ICP I9 Method 200.7-6010(v139) Mode: CONC Corr. Factor: 1.000000
User: analyst Custom ID1: Custom ID2: Custom ID3:
Comment:

Elem	Ag3280	Al3082	As1890	B_1826	Ba4554	Be3130	Ca3179
IS Ref	(Y_3600)	(Y_3710)	(Y_2243)	(Y_2243)	(Y_3710)	(Y_3710)	(Y_3710)
Units	ppb	ppb	ppb	ppb	ppb	ppb	ppb
Avg	-.48071	11.435	2.4113	9.4082	-.05351	.08282	16.779
Stddev	.31494	22.557	.4869	1.0959	.08370	.05396	3.685
%RSD	65.517	197.26	20.191	11.649	156.42	65.157	21.965
Check ?	Chk Pass	Chk Pass	Chk Pass	Chk Pass	Chk Pass	Chk Pass	Chk Pass
High Limit							
Low Limit							

Elem	Cd2288	Co2286	Cr2677	Cu3273	Fe2599	K_7664	Li6707
IS Ref	(Y_2243)	(In2306)	(Y_3600)	(Y_3600)	(Y_3710)	(Y_3710)	(Y_3710)
Units	ppb	ppb	ppb	ppb	ppb	ppb	ppb
Avg	-.0678	-.08980	-.24346	-.66159	1.1244	157.77	F 57.651
Stddev	.0869	.44615	.32231	.54387	1.6473	26.44	2.841
%RSD	128.2	496.83	132.39	82.205	146.51	16.759	4.9272
Check ?	Chk Pass	Chk Pass	Chk Pass	Chk Pass	Chk Pass	Chk Pass	Chk Fail
High Limit							50.000
Low Limit							-50.000

Elem	Mg2790	Mn2576	Mo2020	Na5895	Ni2316	Pb2203	Sb2175
IS Ref	(Y_3710)	(Y_3600)	(Y_2243)	(Y_3710)	(In2306)	(Y_2243)	(Y_2243)
Units	ppb	ppb	ppb	ppb	ppb	ppb	ppb
Avg	19.487	.99829	3.1957	137.55	-.01060	.04674	-2.049
Stddev	18.243	.03536	.1578	1.56	.24891	1.3961	.613
%RSD	93.618	3.5421	4.9392	1.1328	2347.3	2987.2	29.93
Check ?	Chk Pass	Chk Pass	Chk Pass	Chk Pass	Chk Pass	Chk Pass	Chk Pass
High Limit							
Low Limit							

PDF created with pdfFactory Pro trial version www.pdffactory.com

Sample Name: CCB Acquired: 7/28/2016 15:34:19 Type: QC
Method: ICP I9 Method 200.7-6010(v139) Mode: CONC Corr. Factor: 1.000000
User: analyst Custom ID1: Custom ID2: Custom ID3:
Comment:

Elem	Se1960	Sn1899	Ti3372	Tl1908	V_2908	Zn2062	Si2516
IS Ref	(Y_2243)	(In2306)	(Y_3600)	(In2306)	(Y_3710)	(In2306)	(Y_3710)
Units	ppb	ppb	ppb	ppb	ppb	ppb	ppb
Avg	.00851	.83659	1.4608	-.04078	-1.5409	1.0273	-23.243
Stddev	2.4238	.57410	.1786	.08072	3.8318	.0168	10.043
%RSD	28472.	68.625	12.225	197.94	248.68	1.6312	43.210
Check ?	Chk Pass	Chk Pass	Chk Pass	Chk Pass	Chk Pass	Chk Pass	Chk Pass
High Limit							
Low Limit							

Elem	Sr3464
IS Ref	(Y_3710)
Units	ppb
Avg	-1.9977
Stddev	1.7002
%RSD	85.109
Check ?	Chk Pass
High Limit	
Low Limit	

Int. Std.	In2306	Y_2243	Y_3600	Y_3710
Units	Cts/S	Cts/S	Cts/S	Cts/S
Avg	5904.7	4445.0	62662.	8036.2
Stddev	19.0	13.3	291.	52.9
%RSD	.32094	.29851	.46412	.65882

PDF created with pdfFactory Pro trial version www.pdffactory.com

Sample Name: DNUCRI-2593004 Acquired: 7/28/2016 15:38:26 Type: QC
Method: ICP I9 Method 200.7-6010(v139) Mode: CONC Corr. Factor: 1.000000
User: analyst Custom ID1: Custom ID2: Custom ID3:
Comment:

Elem	Ag3280	Al3082	As1890	B_1826	Ba4554	Be3130	Ca3179
IS Ref	(Y_3600)	(Y_3710)	(Y_2243)	(Y_2243)	(Y_3710)	(Y_3710)	(Y_3710)
Units	ppb	ppb	ppb	ppb	ppb	ppb	ppb
Avg	9.9459	220.83	15.637	209.04	195.08	5.0504	5145.5
Stddev	.2416	19.42	1.810	.30	.43	.0375	15.7
%RSD	2.4291	8.7935	11.573	.14370	.22252	.74200	.30428
Check ?	Chk Pass	Chk Pass	Chk Pass	Chk Pass	Chk Pass	Chk Pass	Chk Pass
Value							
Range							

Elem	Cd2288	Co2286	Cr2677	Cu3273	Fe2599	K_7664	Li6707
IS Ref	(Y_2243)	(In2306)	(Y_3600)	(Y_3600)	(Y_3710)	(Y_3710)	(Y_3710)
Units	ppb	ppb	ppb	ppb	ppb	ppb	ppb
Avg	4.926	9.6671	10.185	19.891	212.80	4964.2	F 103.45
Stddev	.154	.1092	.376	.551	.35	24.7	2.94
%RSD	3.130	1.1292	3.6923	2.7677	.16404	.49792	2.8383
Check ?	Chk Pass	Chk Pass	Chk Pass	Chk Pass	Chk Pass	Chk Pass	Chk Fail
Value							50.000
Range							30.500%

Elem	Mg2790	Mn2576	Mo2020	Na5895	Ni2316	Pb2203	Sb2175
IS Ref	(Y_3710)	(Y_3600)	(Y_2243)	(Y_3710)	(In2306)	(Y_2243)	(Y_2243)
Units	ppb	ppb	ppb	ppb	ppb	ppb	ppb
Avg	5233.8	13.026	40.818	5048.7	39.517	10.068	19.17
Stddev	30.9	.182	.429	18.9	.317	.858	1.29
%RSD	.59122	1.3996	1.0506	.37393	.80142	8.5245	6.745
Check ?	Chk Pass	Chk Pass	Chk Pass	Chk Pass	Chk Pass	Chk Pass	Chk Pass
Value							
Range							

PDF created with pdfFactory Pro trial version www.pdffactory.com

Sample Name: DNUCRI-2593004 Acquired: 7/28/2016 15:38:26 Type: QC
Method: ICP I9 Method 200.7-6010(v139) Mode: CONC Corr. Factor: 1.000000
User: analyst Custom ID1: Custom ID2: Custom ID3:
Comment:

Elem	Se1960	Sn1899	Ti3372	Tl1908	V_2908	Zn2062	Si2516
IS Ref	(Y_2243)	(In2306)	(Y_3600)	(In2306)	(Y_3710)	(In2306)	(Y_3710)
Units	ppb	ppb	ppb	ppb	ppb	ppb	ppb
Avg	19.894	98.027	50.610	18.636	10.502	45.315	497.46
Stddev	3.442	1.196	.331	.476	2.618	.289	3.84
%RSD	17.299	1.2205	.65447	2.5538	24.925	.63687	.77108
Check ?	Chk Pass	Chk Pass	Chk Pass	Chk Pass	Chk Pass	Chk Pass	Chk Pass
Value							
Range							

Elem	Sr3464
IS Ref	(Y_3710)
Units	ppb
Avg	52.017
Stddev	3.753
%RSD	7.2141
Check ?	Chk Pass
Value	
Range	

Int. Std.	In2306	Y_2243	Y_3600	Y_3710
Units	Cts/S	Cts/S	Cts/S	Cts/S
Avg	5808.9	4427.5	61714.	8081.6
Stddev	3.7	4.4	70.	11.5
%RSD	.06351	.09876	.11409	.14207

PDF created with pdfFactory Pro trial version www.pdffactory.com

Sample Name: 240-67459-a-2-j@20 Acquired: 7/28/2016 15:51:15 Type: Unk
Method: ICP I9 Method 200.7-6010(v139) Mode: CONC Corr. Factor: 1.000000
User: analyst Custom ID1: Custom ID2: Custom ID3:
Comment:

Elem	Ag3280	Al3082	As1890	B_1826	Ba4554	Be3130	Ca3179	Cd2288
IS Ref	(Y_3600)	(Y_3710)	(Y_2243)	(Y_2243)	(Y_3710)	(Y_3710)	(Y_3710)	(Y_2243)
Units	ppb	ppb	ppb	ppb	ppb	ppb	ppb	ppb
Avg	-.39931	1.9300	1.7408	4.6464	.30602	.00449	20.977	-.1872
Stddev	.08391	8.7336	.9846	.3618	.28161	.05574	1.078	.0786
%RSD	21.013	452.52	56.562	7.7861	92.021	1241.7	5.1379	42.02
Check ?	Chk Pass	Chk Pass	Chk Pass	Chk Pass	Chk Pass	Chk Pass	Chk Pass	Chk Pass
High Limit								
Low Limit								

Elem	Co2286	Cr2677	Cu3273	Fe2599	K_7664	Li6707	Mg2790	Mn2576
IS Ref	(In2306)	(Y_3600)	(Y_3600)	(Y_3710)	(Y_3710)	(Y_3710)	(Y_3710)	(Y_3600)
Units	ppb	ppb	ppb	ppb	ppb	ppb	ppb	ppb
Avg	2.1232	.84314	-.98572	3.8227	40675.	50.422	24.967	-.20121
Stddev	.1494	.23573	.49842	1.7338	99.	.735	5.067	.01296
%RSD	7.0375	27.958	50.564	45.355	.24356	1.4568	20.297	6.4396
Check ?	Chk Pass	Chk Pass	Chk Pass	Chk Pass	Chk Pass	Chk Pass	Chk Pass	Chk Pass
High Limit								
Low Limit								

Elem	Mo2020	Na5895	Ni2316	Pb2203	Sb2175	Se1960	Sn1899	Ti3372
IS Ref	(Y_2243)	(Y_3710)	(In2306)	(Y_2243)	(Y_2243)	(Y_2243)	(In2306)	(Y_3600)
Units	ppb	ppb	ppb	ppb	ppb	ppb	ppb	ppb
Avg	-.19733	614.78	22341.	1.2924	-1.639	-.57408	1.1205	.11870
Stddev	.21923	11.92	152.	.4426	1.422	.18749	.2328	.04087
%RSD	111.10	1.9396	.67858	34.243	86.74	32.659	20.777	34.436
Check ?	Chk Pass	Chk Pass	Chk Pass	Chk Pass	Chk Pass	Chk Pass	Chk Pass	Chk Pass
High Limit								
Low Limit								

PDF created with pdfFactory Pro trial version www.pdffactory.com

Sample Name: 240-67459-a-2-j@20 Acquired: 7/28/2016 15:51:15 Type: Unk
Method: ICP I9 Method 200.7-6010(v139) Mode: CONC Corr. Factor: 1.000000
User: analyst Custom ID1: Custom ID2: Custom ID3:
Comment:

Elem	Tl1908	V_2908	Zn2062	Si2516	Sr3464
IS Ref	(In2306)	(Y_3710)	(In2306)	(Y_3710)	(Y_3710)
Units	ppb	ppb	ppb	ppb	ppb
Avg	.22266	1.3764	.45209	1.7702	.11154
Stddev	1.3773	2.4712	.04542	7.7143	2.9558
%RSD	618.57	179.54	10.046	435.79	2649.9
Check ?	Chk Pass	Chk Pass	Chk Pass	Chk Pass	Chk Pass
High Limit					
Low Limit					

Int. Std.	In2306	Y_2243	Y_3600	Y_3710
Units	Cts/S	Cts/S	Cts/S	Cts/S
Avg	5716.4	4399.9	61083.	8035.7
Stddev	6.5	6.2	49.	34.7
%RSD	.11389	.14162	.08085	.43174
Check ?	Chk Pass	Chk Pass	Chk Pass	Chk Pass
Value	97.399%	99.219%	98.476%	97.581%
Range				

PDF created with pdfFactory Pro trial version www.pdffactory.com

Sample Name: CCV-2632473 Acquired: 7/28/2016 15:55:19 Type: QC
Method: ICP I9 Method 200.7-6010(v139) Mode: CONC Corr. Factor: 1.000000
User: analyst Custom ID1: Custom ID2: Custom ID3:
Comment:

Elem	Ag3280	Al3082	As1890	B_1826	Ba4554	Be3130	Ca3179	Cd2288
IS Ref	(Y_3600)	(Y_3710)	(Y_2243)	(Y_2243)	(Y_3710)	(Y_3710)	(Y_3710)	(Y_2243)
Units	ppb	ppb	ppb	ppb	ppb	ppb	ppb	ppb
Avg	990.61	25596.	490.13	5042.7	1928.2	1965.1	51218.	490.9
Stddev	.26	41.	4.56	24.8	2.7	4.2	163.	3.5
%RSD	.02596	.16140	.93052	.49084	.13914	.21548	.31790	.7167
Check ?	Chk Pass	Chk Pass	Chk Pass	Chk Pass	Chk Pass	Chk Pass	Chk Pass	Chk Pass
Value								
Range								

Elem	Co2286	Cr2677	Cu3273	Fe2599	K_7664	Li6707	Mg2790	Mn2576
IS Ref	(In2306)	(Y_3600)	(Y_3600)	(Y_3710)	(Y_3710)	(Y_3710)	(Y_3710)	(Y_3600)
Units	ppb	ppb	ppb	ppb	ppb	ppb	ppb	ppb
Avg	1971.3	1945.2	1929.7	25353.	49312.	4999.8	49503.	1959.0
Stddev	11.4	1.4	3.1	72.	80.	10.6	90.	7.2
%RSD	.57973	.07052	.16100	.28544	.16202	.21230	.18262	.36840
Check ?	Chk Pass	Chk Pass	Chk Pass	Chk Pass	Chk Pass	Chk Pass	Chk Pass	Chk Pass
Value								
Range								

Elem	Mo2020	Na5895	Ni2316	Pb2203	Sb2175	Se1960	Sn1899	Ti3372
IS Ref	(Y_2243)	(Y_3710)	(In2306)	(Y_2243)	(Y_2243)	(Y_2243)	(In2306)	(Y_3600)
Units	ppb	ppb	ppb	ppb	ppb	ppb	ppb	ppb
Avg	1987.5	48961.	1977.5	482.16	503.6	504.01	5058.6	4926.8
Stddev	16.8	138.	11.4	4.17	3.1	1.41	29.2	25.3
%RSD	.84452	.28191	.57479	.86563	.6234	.28014	.57649	.51435
Check ?	Chk Pass	Chk Pass	Chk Pass	Chk Pass	Chk Pass	Chk Pass	Chk Pass	Chk Pass
Value								
Range								

PDF created with pdfFactory Pro trial version www.pdffactory.com

Sample Name: CCV-2632473 Acquired: 7/28/2016 15:55:19 Type: QC
Method: ICP I9 Method 200.7-6010(v139) Mode: CONC Corr. Factor: 1.000000
User: analyst Custom ID1: Custom ID2: Custom ID3:
Comment:

Elem	Tl1908	V_2908	Zn2062	Si2516	Sr3464
IS Ref	(In2306)	(Y_3710)	(In2306)	(Y_3710)	(Y_3710)
Units	ppb	ppb	ppb	ppb	ppb
Avg	999.13	2000.2	2017.9	5171.4	4935.0
Stddev	8.25	6.4	10.5	27.6	12.4
%RSD	.82604	.31803	.52121	.53446	.25228
Check ?	Chk Pass	Chk Pass	Chk Pass	Chk Pass	Chk Pass
Value					
Range					

Int. Std.	In2306	Y_2243	Y_3600	Y_3710
Units	Cts/S	Cts/S	Cts/S	Cts/S
Avg	5208.4	4247.8	58671.	7922.5
Stddev	6.3	3.6	23.	52.6
%RSD	.12000	.08454	.03987	.66426

PDF created with pdfFactory Pro trial version www.pdffactory.com

Sample Name: CCB Acquired: 7/28/2016 15:59:09 Type: QC
Method: ICP I9 Method 200.7-6010(v139) Mode: CONC Corr. Factor: 1.000000
User: analyst Custom ID1: Custom ID2: Custom ID3:
Comment:

Elem	Ag3280	Al3082	As1890	B_1826	Ba4554	Be3130	Ca3179	Cd2288
IS Ref	(Y_3600)	(Y_3710)	(Y_2243)	(Y_2243)	(Y_3710)	(Y_3710)	(Y_3710)	(Y_2243)
Units	ppb	ppb	ppb	ppb	ppb	ppb	ppb	ppb
Avg	-.37402	-8.7730	1.2609	8.6214	.16206	.08035	31.437	-.1230
Stddev	.10194	10.710	3.5993	.7526	.25620	.06117	1.475	.0375
%RSD	27.254	122.08	285.46	8.7298	158.09	76.131	4.6925	30.49
Check ?	Chk Pass	Chk Pass	Chk Pass	Chk Pass	Chk Pass	Chk Pass	Chk Pass	Chk Pass
High Limit								
Low Limit								

Elem	Co2286	Cr2677	Cu3273	Fe2599	K_7664	Li6707	Mg2790	Mn2576
IS Ref	(In2306)	(Y_3600)	(Y_3600)	(Y_3710)	(Y_3710)	(Y_3710)	(Y_3710)	(Y_3600)
Units	ppb	ppb	ppb	ppb	ppb	ppb	ppb	ppb
Avg	-.01367	-.02912	-.13652	1.6863	156.37	49.778	2.0669	1.4126
Stddev	.09976	.16517	.58099	.3500	22.05	1.803	11.846	.0464
%RSD	729.71	567.27	425.57	20.754	14.102	3.6220	573.13	3.2854
Check ?	Chk Pass	Chk Pass	Chk Pass	Chk Pass	Chk Pass	Chk Pass	Chk Pass	Chk Pass
High Limit								
Low Limit								

Elem	Mo2020	Na5895	Ni2316	Pb2203	Sb2175	Se1960	Sn1899	Ti3372
IS Ref	(Y_2243)	(Y_3710)	(In2306)	(Y_2243)	(Y_2243)	(Y_2243)	(In2306)	(Y_3600)
Units	ppb	ppb	ppb	ppb	ppb	ppb	ppb	ppb
Avg	2.8381	107.86	.09787	-.27056	-1.045	1.2852	.84575	1.3124
Stddev	.1442	10.91	.61939	.73405	2.308	2.6824	.12212	.2322
%RSD	5.0796	10.114	632.87	271.31	220.9	208.71	14.439	17.688
Check ?	Chk Pass	Chk Pass	Chk Pass	Chk Pass	Chk Pass	Chk Pass	Chk Pass	Chk Pass
High Limit								
Low Limit								

PDF created with pdfFactory Pro trial version www.pdffactory.com

Sample Name: CCB Acquired: 7/28/2016 15:59:09 Type: QC
Method: ICP I9 Method 200.7-6010(v139) Mode: CONC Corr. Factor: 1.000000
User: analyst Custom ID1: Custom ID2: Custom ID3:
Comment:

Elem	Tl1908	V_2908	Zn2062	Si2516	Sr3464
IS Ref	(In2306)	(Y_3710)	(In2306)	(Y_3710)	(Y_3710)
Units	ppb	ppb	ppb	ppb	ppb
Avg	-.31764	-1.1377	2.0145	-21.996	-.48500
Stddev	.27916	2.2965	.0646	6.232	1.6468
%RSD	87.886	201.85	3.2077	28.335	339.55
Check ?	Chk Pass	Chk Pass	Chk Pass	Chk Pass	Chk Pass
High Limit					
Low Limit					

Int. Std.	In2306	Y_2243	Y_3600	Y_3710
Units	Cts/S	Cts/S	Cts/S	Cts/S
Avg	5887.9	4437.9	62046.	8032.9
Stddev	4.4	4.2	140.	7.8
%RSD	.07484	.09556	.22568	.09759

PDF created with pdfFactory Pro trial version www.pdffactory.com

Sample Name: CRI-2593004 Acquired: 7/28/2016 16:03:15 Type: QC
Method: ICP I9 Method 200.7-6010(v139) Mode: CONC Corr. Factor: 1.000000
User: analyst Custom ID1: Custom ID2: Custom ID3:
Comment:

Elem	Ag3280	Al3082	As1890	B_1826	Ba4554	Be3130	Ca3179
IS Ref	(Y_3600)	(Y_3710)	(Y_2243)	(Y_2243)	(Y_3710)	(Y_3710)	(Y_3710)
Units	ppb	ppb	ppb	ppb	ppb	ppb	ppb
Avg	9.9213	201.18	15.524	207.56	194.91	5.0593	5095.7
Stddev	.1477	11.98	1.046	1.71	.78	.1142	13.6
%RSD	1.4888	5.9536	6.7348	.82257	.40155	2.2578	.26652
Check ?	Chk Pass	Chk Pass	Chk Pass	Chk Pass	Chk Pass	Chk Pass	Chk Pass
Value							
Range							

Elem	Cd2288	Co2286	Cr2677	Cu3273	Fe2599	K_7664	Li6707
IS Ref	(Y_2243)	(In2306)	(Y_3600)	(Y_3600)	(Y_3710)	(Y_3710)	(Y_3710)
Units	ppb	ppb	ppb	ppb	ppb	ppb	ppb
Avg	4.898	9.6792	10.359	19.013	211.74	4968.9	F 93.094
Stddev	.121	.2613	.126	.439	.37	29.1	.813
%RSD	2.480	2.6996	1.2138	2.3114	.17425	.58637	.87375
Check ?	Chk Pass	Chk Pass	Chk Pass	Chk Pass	Chk Pass	Chk Pass	Chk Fail
Value							50.000
Range							30.500%

Elem	Mg2790	Mn2576	Mo2020	Na5895	Ni2316	Pb2203	Sb2175
IS Ref	(Y_3710)	(Y_3600)	(Y_2243)	(Y_3710)	(In2306)	(Y_2243)	(Y_2243)
Units	ppb	ppb	ppb	ppb	ppb	ppb	ppb
Avg	5176.4	13.112	40.662	4999.4	38.944	9.9041	20.71
Stddev	19.1	.061	.466	9.0	.541	.7436	2.84
%RSD	.36814	.46278	1.1467	.18050	1.3894	7.5078	13.74
Check ?	Chk Pass	Chk Pass	Chk Pass	Chk Pass	Chk Pass	Chk Pass	Chk Pass
Value							
Range							

PDF created with pdfFactory Pro trial version www.pdffactory.com

Sample Name: CRI-2593004 Acquired: 7/28/2016 16:03:15 Type: QC
Method: ICP I9 Method 200.7-6010(v139) Mode: CONC Corr. Factor: 1.000000
User: analyst Custom ID1: Custom ID2: Custom ID3:
Comment:

Elem	Se1960	Sn1899	Ti3372	Tl1908	V_2908	Zn2062	Si2516
IS Ref	(Y_2243)	(In2306)	(Y_3600)	(In2306)	(Y_3710)	(In2306)	(Y_3710)
Units	ppb	ppb	ppb	ppb	ppb	ppb	ppb
Avg	21.637	97.409	50.959	18.506	10.166	44.806	489.43
Stddev	1.298	1.771	.264	.729	2.821	.592	3.75
%RSD	5.9985	1.8181	.51748	3.9401	27.747	1.3208	.76717
Check ?	Chk Pass	Chk Pass	Chk Pass	Chk Pass	Chk Pass	Chk Pass	Chk Pass
Value							
Range							

Elem	Sr3464
IS Ref	(Y_3710)
Units	ppb
Avg	52.312
Stddev	5.254
%RSD	10.044
Check ?	Chk Pass
Value	
Range	

Int. Std.	In2306	Y_2243	Y_3600	Y_3710
Units	Cts/S	Cts/S	Cts/S	Cts/S
Avg	5818.6	4433.1	61625.	8106.8
Stddev	9.9	10.0	92.	31.9
%RSD	.17084	.22640	.14855	.39310

PDF created with pdfFactory Pro trial version www.pdffactory.com

Sample Name: 190-11220-d-1-a Acquired: 7/28/2016 16:07:19 Type: Unk
Method: ICP I9 Method 200.7-6010(v139) Mode: CONC Corr. Factor: 1.000000
User: analyst Custom ID1: Custom ID2: Custom ID3:
Comment:

Elem	Ag3280	Al3082	As1890	B_1826	Ba4554	Be3130	Ca3179
IS Ref	(Y_3600)	(Y_3710)	(Y_2243)	(Y_2243)	(Y_3710)	(Y_3710)	(Y_3710)
Units	ppb	ppb	ppb	ppb	ppb	ppb	ppb
Avg	-.59117	61.052	8.6993	247.85	9.8846	.06044	5747.6
Stddev	.24499	2.843	.4270	1.35	.1092	.03576	19.3
%RSD	41.441	4.6563	4.9078	.54658	1.1049	59.165	.33514
Check ?	Chk Pass	Chk Pass	Chk Pass	Chk Pass	Chk Pass	Chk Pass	Chk Pass
High Limit							
Low Limit							

Elem	Cd2288	Co2286	Cr2677	Cu3273	Fe2599	K_7664	Li6707
IS Ref	(Y_2243)	(In2306)	(Y_3600)	(Y_3600)	(Y_3710)	(Y_3710)	(Y_3710)
Units	ppb	ppb	ppb	ppb	ppb	ppb	ppb
Avg	-.2194	.98181	.60104	.05409	182.25	35064.	164.33
Stddev	.1298	.12200	.09503	.94415	2.83	47.	2.76
%RSD	59.18	12.426	15.812	1745.6	1.5512	.13297	1.6798
Check ?	Chk Pass	Chk Pass	Chk Pass	Chk Pass	Chk Pass	Chk Pass	Chk Pass
High Limit							
Low Limit							

Elem	Mg2790	Mn2576	Mo2020	Na5895	Ni2316	Pb2203	Sb2175
IS Ref	(Y_3710)	(Y_3600)	(Y_2243)	(Y_3710)	(In2306)	(Y_2243)	(Y_2243)
Units	ppb	ppb	ppb	ppb	ppb	ppb	ppb
Avg	2046.0	13.884	418.47	174710.	4.3131	-.07465	.8541
Stddev	35.7	.063	4.30	119.	.2788	.91622	1.165
%RSD	1.7466	.45051	1.0279	.06822	6.4650	1227.4	136.4
Check ?	Chk Pass	Chk Pass	Chk Pass	Chk Pass	Chk Pass	Chk Pass	Chk Pass
High Limit							
Low Limit							

PDF created with pdfFactory Pro trial version www.pdffactory.com

Sample Name: 190-11220-d-1-a Acquired: 7/28/2016 16:07:19 Type: Unk
Method: ICP I9 Method 200.7-6010(v139) Mode: CONC Corr. Factor: 1.000000
User: analyst Custom ID1: Custom ID2: Custom ID3:
Comment:

Elem	Se1960	Sn1899	Ti3372	Tl1908	V_2908	Zn2062	Si2516
IS Ref	(Y_2243)	(In2306)	(Y_3600)	(In2306)	(Y_3710)	(In2306)	(Y_3710)
Units	ppb	ppb	ppb	ppb	ppb	ppb	ppb
Avg	1.9594	.09777	1.4760	.45257	.52345	.59059	6243.2
Stddev	1.9674	.33900	.0702	1.1380	1.3009	.16286	124.4
%RSD	100.41	346.72	4.7536	251.45	248.53	27.575	1.9922
Check ?	Chk Pass	Chk Pass	Chk Pass	Chk Pass	Chk Pass	Chk Pass	Chk Pass
High Limit							
Low Limit							

Elem	Sr3464
IS Ref	(Y_3710)
Units	ppb
Avg	157.99
Stddev	3.89
%RSD	2.4629
Check ?	Chk Pass
High Limit	
Low Limit	

Int. Std.	In2306	Y_2243	Y_3600	Y_3710
Units	Cts/S	Cts/S	Cts/S	Cts/S
Avg	5357.4	4305.7	58786.	8151.3
Stddev	9.3	4.4	104.	21.4
%RSD	.17415	.10303	.17685	.26263
Check ?	Chk Pass	Chk Pass	Chk Pass	Chk Pass
Value	91.281%	97.096%	94.774%	98.985%
Range				

PDF created with pdfFactory Pro trial version www.pdffactory.com

Sample Name: lb 240-239953/1-b Acquired: 7/28/2016 16:11:21 Type: QC
Method: ICP I9 Method 200.7-6010(v139) Mode: CONC Corr. Factor: 1.000000
User: analyst Custom ID1: Custom ID2: Custom ID3:
Comment:

Elem	Ag3280	Al3082	As1890	B_1826	Ba4554	Be3130
IS Ref	(Y_3600)	(Y_3710)	(Y_2243)	(Y_2243)	(Y_3710)	(Y_3710)
Units	ppb	ppb	ppb	ppb	ppb	ppb
Avg	-.44878	26.128	2.9799	19.081	1.0411	.08298
Stddev	.42972	21.732	1.7545	.191	.2042	.05695
%RSD	95.753	83.175	58.879	1.0027	19.619	68.634
Check ?	Chk Pass	Chk Pass	Chk Pass	Chk Pass	Chk Pass	Chk Pass
High Limit						
Low Limit						

Elem	Ca3179	Cd2288	Co2286	Cr2677	Cu3273	Fe2599
IS Ref	(Y_3710)	(Y_2243)	(In2306)	(Y_3600)	(Y_3600)	(Y_3710)
Units	ppb	ppb	ppb	ppb	ppb	ppb
Avg	242.49	-.1371	.05180	.83249	2.4031	3.6373
Stddev	6.30	.1146	.15311	.08632	.4730	.5685
%RSD	2.6001	83.56	295.59	10.369	19.684	15.631
Check ?	None	Chk Pass	Chk Pass	Chk Pass	Chk Pass	Chk Pass
High Limit						
Low Limit						

Elem	K_7664	Li6707	Mg2790	Mn2576	Mo2020	Na5895
IS Ref	(Y_3710)	(Y_3710)	(Y_3710)	(Y_3600)	(Y_2243)	(Y_3710)
Units	ppb	ppb	ppb	ppb	ppb	ppb
Avg	440.38	F 270.86	43.019	6.4195	.16395	1017100.
Stddev	20.80	6.89	5.504	.0491	.14323	20580.
%RSD	4.7240	2.5421	12.793	.76474	87.362	2.0234
Check ?	None	Chk Fail	None	Chk Pass	Chk Pass	None
High Limit		50.000				
Low Limit		-1000.0				

PDF created with pdfFactory Pro trial version www.pdffactory.com

Sample Name: lb 240-239953/1-b Acquired: 7/28/2016 16:11:21 Type: QC
Method: ICP I9 Method 200.7-6010(v139) Mode: CONC Corr. Factor: 1.000000
User: analyst Custom ID1: Custom ID2: Custom ID3:
Comment:

Elem	Ni2316	Pb2203	Sb2175	Se1960	Sn1899	Ti3372
IS Ref	(In2306)	(Y_2243)	(Y_2243)	(Y_2243)	(In2306)	(Y_3600)
Units	ppb	ppb	ppb	ppb	ppb	ppb
Avg	1.6189	1.1070	-3.488	4.1562	2.5491	.13568
Stddev	.1916	2.2163	1.103	1.3077	.2808	.18689
%RSD	11.835	200.22	31.62	31.465	11.014	137.74
Check ?	Chk Pass	Chk Pass	Chk Pass	Chk Pass	Chk Pass	Chk Pass
High Limit						
Low Limit						

Elem	Tl1908	V_2908	Zn2062	Si2516	Sr3464
IS Ref	(In2306)	(Y_3710)	(In2306)	(Y_3710)	(Y_3710)
Units	ppb	ppb	ppb	ppb	ppb
Avg	-3.4887	.53339	3.5282	F 889.38	4.4319
Stddev	1.1052	1.1781	.3276	5.85	2.1669
%RSD	31.680	220.88	9.2852	.65813	48.892
Check ?	Chk Pass	Chk Pass	Chk Pass	Chk Fail	Chk Pass
High Limit				500.00	
Low Limit				-1000.0	

Int. Std.	In2306	Y_2243	Y_3600	Y_3710
Units	Cts/S	Cts/S	Cts/S	Cts/S
Avg	4802.7	4043.3	53994.	8058.0
Stddev	7.7	12.4	103.	62.2
%RSD	.16068	.30681	.19124	.77217

PDF created with pdfFactory Pro trial version www.pdffactory.com

Sample Name: mb 240-240022/2-a Acquired: 7/28/2016 16:15:36 Type: QC
Method: ICP I9 Method 200.7-6010(v139) Mode: CONC Corr. Factor: 1.000000
User: analyst Custom ID1: Custom ID2: Custom ID3:
Comment:

Elem	Ag3280	Al3082	As1890	B_1826	Ba4554	Be3130	Ca3179
IS Ref	(Y_3600)	(Y_3710)	(Y_2243)	(Y_2243)	(Y_3710)	(Y_3710)	(Y_3710)
Units	ppb	ppb	ppb	ppb	ppb	ppb	ppb
Avg	-.13074	12.202	.29711	6.2749	-.10941	.03715	-27.375
Stddev	.03974	19.528	1.0663	.4690	.26392	.03733	1.947
%RSD	30.395	160.04	358.90	7.4738	241.22	100.48	7.1121
Check ?	Chk Pass	Chk Pass	Chk Pass	Chk Pass	Chk Pass	Chk Pass	None
High Limit							
Low Limit							

Elem	Cd2288	Co2286	Cr2677	Cu3273	Fe2599	K_7664	Li6707
IS Ref	(Y_2243)	(In2306)	(Y_3600)	(Y_3600)	(Y_3710)	(Y_3710)	(Y_3710)
Units	ppb	ppb	ppb	ppb	ppb	ppb	ppb
Avg	-.1109	-.24304	.39827	-.83810	2.3699	129.60	F 58.338
Stddev	.2125	.13752	.16914	.43534	.4295	27.34	3.294
%RSD	191.6	56.584	42.469	51.944	18.125	21.096	5.6467
Check ?	Chk Pass	Chk Pass	Chk Pass	Chk Pass	Chk Pass	None	Chk Fail
High Limit							50.000
Low Limit							-1000.0

Elem	Mg2790	Mn2576	Mo2020	Na5895	Ni2316	Pb2203	Sb2175
IS Ref	(Y_3710)	(Y_3600)	(Y_2243)	(Y_3710)	(In2306)	(Y_2243)	(Y_2243)
Units	ppb	ppb	ppb	ppb	ppb	ppb	ppb
Avg	8.5704	5.6159	-.66338	717.99	-.16844	-.01450	-.7478
Stddev	14.130	.0368	.10239	66.05	.40621	.43508	.3635
%RSD	164.87	.65541	15.435	9.2001	241.15	3000.5	48.61
Check ?	None	Chk Pass	Chk Pass	None	Chk Pass	Chk Pass	Chk Pass
High Limit							
Low Limit							

PDF created with pdfFactory Pro trial version www.pdffactory.com

Sample Name: mb 240-240022/2-a Acquired: 7/28/2016 16:15:36 Type: QC
Method: ICP I9 Method 200.7-6010(v139) Mode: CONC Corr. Factor: 1.000000
User: analyst Custom ID1: Custom ID2: Custom ID3:
Comment:

Elem	Se1960	Sn1899	Ti3372	Tl1908	V_2908	Zn2062	Si2516
IS Ref	(Y_2243)	(In2306)	(Y_3600)	(In2306)	(Y_3710)	(In2306)	(Y_3710)
Units	ppb	ppb	ppb	ppb	ppb	ppb	ppb
Avg	1.0336	1.1957	.12907	-.57925	-1.5757	-3.4101	125.45
Stddev	.8523	.2355	.09545	.62738	2.8113	.1248	5.12
%RSD	82.459	19.693	73.954	108.31	178.41	3.6588	4.0847
Check ?	Chk Pass	Chk Pass	Chk Pass	Chk Pass	Chk Pass	Chk Pass	Chk Pass
High Limit							
Low Limit							

Elem	Sr3464
IS Ref	(Y_3710)
Units	ppb
Avg	3.2241
Stddev	1.9725
%RSD	61.181
Check ?	Chk Pass
High Limit	
Low Limit	

Int. Std.	In2306	Y_2243	Y_3600	Y_3710
Units	Cts/S	Cts/S	Cts/S	Cts/S
Avg	5930.1	4473.4	63218.	8266.5
Stddev	12.6	10.1	77.	25.6
%RSD	.21238	.22567	.12143	.30916

PDF created with pdfFactory Pro trial version www.pdffactory.com

Sample Name: CCV-2632473 Acquired: 7/28/2016 16:19:43 Type: QC
Method: ICP I9 Method 200.7-6010(v139) Mode: CONC Corr. Factor: 1.000000
User: analyst Custom ID1: Custom ID2: Custom ID3:
Comment:

Elem	Ag3280	Al3082	As1890	B_1826	Ba4554	Be3130	Ca3179	Cd2288
IS Ref	(Y_3600)	(Y_3710)	(Y_2243)	(Y_2243)	(Y_3710)	(Y_3710)	(Y_3710)	(Y_2243)
Units	ppb	ppb	ppb	ppb	ppb	ppb	ppb	ppb
Avg	997.08	25628.	494.08	5072.9	1946.0	1987.1	51517.	494.4
Stddev	.61	141.	2.87	18.2	2.8	6.4	262.	2.2
%RSD	.06164	.54877	.58009	.35786	.14318	.32364	.50841	.4394
Check ?	Chk Pass	Chk Pass	Chk Pass	Chk Pass	Chk Pass	Chk Pass	Chk Pass	Chk Pass
Value								
Range								

Elem	Co2286	Cr2677	Cu3273	Fe2599	K_7664	Li6707	Mg2790	Mn2576
IS Ref	(In2306)	(Y_3600)	(Y_3600)	(Y_3710)	(Y_3710)	(Y_3710)	(Y_3710)	(Y_3600)
Units	ppb	ppb	ppb	ppb	ppb	ppb	ppb	ppb
Avg	1976.7	1942.6	1941.9	25409.	49614.	5000.3	49953.	1957.1
Stddev	6.1	4.7	1.4	56.	121.	15.6	158.	2.6
%RSD	.30645	.24160	.07079	.21928	.24301	.31296	.31652	.13052
Check ?	Chk Pass	Chk Pass	Chk Pass	Chk Pass	Chk Pass	Chk Pass	Chk Pass	Chk Pass
Value								
Range								

Elem	Mo2020	Na5895	Ni2316	Pb2203	Sb2175	Se1960	Sn1899	Ti3372
IS Ref	(Y_2243)	(Y_3710)	(In2306)	(Y_2243)	(Y_2243)	(Y_2243)	(In2306)	(Y_3600)
Units	ppb	ppb	ppb	ppb	ppb	ppb	ppb	ppb
Avg	1995.4	49138.	1982.5	483.58	508.3	504.55	5064.9	4956.9
Stddev	10.0	119.	8.7	5.63	6.8	3.61	22.5	34.1
%RSD	.50085	.24160	.43738	1.1641	1.344	.71617	.44405	.68717
Check ?	Chk Pass	Chk Pass	Chk Pass	Chk Pass	Chk Pass	Chk Pass	Chk Pass	Chk Pass
Value								
Range								

PDF created with pdfFactory Pro trial version www.pdffactory.com

Sample Name: CCV-2632473 Acquired: 7/28/2016 16:19:43 Type: QC
Method: ICP I9 Method 200.7-6010(v139) Mode: CONC Corr. Factor: 1.000000
User: analyst Custom ID1: Custom ID2: Custom ID3:
Comment:

Elem	Tl1908	V_2908	Zn2062	Si2516	Sr3464
IS Ref	(In2306)	(Y_3710)	(In2306)	(Y_3710)	(Y_3710)
Units	ppb	ppb	ppb	ppb	ppb
Avg	1000.5	2002.4	2019.8	5236.4	4966.8
Stddev	5.9	9.7	7.4	31.9	24.4
%RSD	.59118	.48489	.36759	.61016	.49055
Check ?	Chk Pass	Chk Pass	Chk Pass	Chk Pass	Chk Pass
Value					
Range					

Int. Std.	In2306	Y_2243	Y_3600	Y_3710
Units	Cts/S	Cts/S	Cts/S	Cts/S
Avg	5223.6	4256.3	58716.	7968.5
Stddev	5.2	7.0	170.	46.1
%RSD	.10039	.16510	.29020	.57825

PDF created with pdfFactory Pro trial version www.pdffactory.com

Sample Name: CCB Acquired: 7/28/2016 16:23:32 Type: QC
Method: ICP I9 Method 200.7-6010(v139) Mode: CONC Corr. Factor: 1.000000
User: analyst Custom ID1: Custom ID2: Custom ID3:
Comment:

Elem	Ag3280	Al3082	As1890	B_1826	Ba4554	Be3130	Ca3179	Cd2288
IS Ref	(Y_3600)	(Y_3710)	(Y_2243)	(Y_2243)	(Y_3710)	(Y_3710)	(Y_3710)	(Y_2243)
Units	ppb	ppb	ppb	ppb	ppb	ppb	ppb	ppb
Avg	-.06405	.28343	2.3335	7.9954	.14910	.24045	4.2983	-.0251
Stddev	.40741	8.7558	.2646	.4503	.03195	.02937	2.5063	.1418
%RSD	636.07	3089.2	11.338	5.6326	21.430	12.213	58.308	564.1
Check ?	Chk Pass	Chk Pass	Chk Pass	Chk Pass	Chk Pass	Chk Pass	Chk Pass	Chk Pass
High Limit								
Low Limit								

Elem	Co2286	Cr2677	Cu3273	Fe2599	K_7664	Li6707	Mg2790	Mn2576
IS Ref	(In2306)	(Y_3600)	(Y_3600)	(Y_3710)	(Y_3710)	(Y_3710)	(Y_3710)	(Y_3600)
Units	ppb	ppb	ppb	ppb	ppb	ppb	ppb	ppb
Avg	.08715	.19608	-.94987	2.9132	151.44	40.815	12.673	.11379
Stddev	.16473	.16016	.76015	1.1546	28.57	1.587	15.140	.03610
%RSD	189.02	81.681	80.027	39.632	18.868	3.8890	119.46	31.727
Check ?	Chk Pass	Chk Pass	Chk Pass	Chk Pass	Chk Pass	Chk Pass	Chk Pass	Chk Pass
High Limit								
Low Limit								

Elem	Mo2020	Na5895	Ni2316	Pb2203	Sb2175	Se1960	Sn1899	Ti3372
IS Ref	(Y_2243)	(Y_3710)	(In2306)	(Y_2243)	(Y_2243)	(Y_2243)	(In2306)	(Y_3600)
Units	ppb	ppb	ppb	ppb	ppb	ppb	ppb	ppb
Avg	2.8640	241.85	-.15477	.44433	-1.160	.66293	.88040	1.7731
Stddev	.4123	11.66	.19650	1.0343	1.840	1.2858	.41005	.2551
%RSD	14.394	4.8223	126.96	232.78	158.6	193.96	46.575	14.385
Check ?	Chk Pass	Chk Pass	Chk Pass	Chk Pass	Chk Pass	Chk Pass	Chk Pass	Chk Pass
High Limit								
Low Limit								

PDF created with pdfFactory Pro trial version www.pdffactory.com

Sample Name: CCB Acquired: 7/28/2016 16:23:32 Type: QC
Method: ICP I9 Method 200.7-6010(v139) Mode: CONC Corr. Factor: 1.000000
User: analyst Custom ID1: Custom ID2: Custom ID3:
Comment:

Elem	Tl1908	V_2908	Zn2062	Si2516	Sr3464
IS Ref	(In2306)	(Y_3710)	(In2306)	(Y_3710)	(Y_3710)
Units	ppb	ppb	ppb	ppb	ppb
Avg	-.87290	.56080	-.44502	-19.812	1.6657
Stddev	.84028	1.2541	.01419	8.519	1.0868
%RSD	96.264	223.63	3.1886	43.000	65.246
Check ?	Chk Pass	Chk Pass	Chk Pass	Chk Pass	Chk Pass
High Limit					
Low Limit					

Int. Std.	In2306	Y_2243	Y_3600	Y_3710
Units	Cts/S	Cts/S	Cts/S	Cts/S
Avg	5880.4	4425.4	62010.	8010.9
Stddev	15.2	12.6	85.	56.0
%RSD	.25786	.28570	.13724	.69860

PDF created with pdfFactory Pro trial version www.pdffactory.com

Sample Name: lcs 240-240022/3-a Acquired: 7/28/2016 16:27:40 Type: QC
Method: ICP I9 Method 200.7-6010(v139) Mode: CONC Corr. Factor: 1.000000
User: analyst Custom ID1: Custom ID2: Custom ID3:
Comment:

Elem	Ag3280	Al3082	As1890	B_1826	Ba4554	Be3130
IS Ref	(Y_3600)	(Y_3710)	(Y_2243)	(Y_2243)	(Y_3710)	(Y_3710)
Units	ppb	ppb	ppb	ppb	ppb	ppb
Avg	54.130	2112.9	2208.3	1055.4	1976.3	51.250
Stddev	.454	11.5	10.0	3.2	1.1	.125
%RSD	.83857	.54472	.45246	.30450	.05424	.24475
Check ?	Chk Pass	Chk Pass	Chk Pass	Chk Pass	Chk Pass	Chk Pass
Value						
Range						

Elem	Ca3179	Cd2288	Co2286	Cr2677	Cu3273	Fe2599
IS Ref	(Y_3710)	(Y_2243)	(In2306)	(Y_3600)	(Y_3600)	(Y_3710)
Units	ppb	ppb	ppb	ppb	ppb	ppb
Avg	50957.	52.25	519.20	204.60	260.40	1042.3
Stddev	121.	.51	2.52	.74	1.39	1.8
%RSD	.23715	.9721	.48461	.36181	.53212	.17717
Check ?	None	Chk Pass	Chk Pass	Chk Pass	Chk Pass	Chk Pass
Value						
Range						

Elem	K_7664	Li6707	Mg2790	Mn2576	Mo2020	Na5895
IS Ref	(Y_3710)	(Y_3710)	(Y_3710)	(Y_3600)	(Y_2243)	(Y_3710)
Units	ppb	ppb	ppb	ppb	ppb	ppb
Avg	54557.	F 1322.9	49771.	517.75	1018.8	1088500.
Stddev	69.	9.4	64.	.23	6.1	15728.
%RSD	.12672	.70944	.12950	.04518	.59960	1.4449
Check ?	None	Chk Fail	None	Chk Pass	Chk Pass	None
Value		1000.0				
Range		20.500%				

PDF created with pdfFactory Pro trial version www.pdffactory.com

Sample Name: lcs 240-240022/3-a Acquired: 7/28/2016 16:27:40 Type: QC
Method: ICP I9 Method 200.7-6010(v139) Mode: CONC Corr. Factor: 1.000000
User: analyst Custom ID1: Custom ID2: Custom ID3:
Comment:

Elem	Ni2316	Pb2203	Sb2175	Se1960	Sn1899	Ti3372
IS Ref	(In2306)	(Y_2243)	(Y_2243)	(Y_2243)	(In2306)	(Y_3600)
Units	ppb	ppb	ppb	ppb	ppb	ppb
Avg	529.37	473.45	523.3	2262.6	2096.0	1034.1
Stddev	3.39	2.69	2.1	9.6	19.1	1.3
%RSD	.63976	.56726	.4088	.42346	.91158	.12345
Check ?	Chk Pass	Chk Pass	Chk Pass	Chk Pass	Chk Pass	Chk Pass
Value						
Range						

Elem	Tl1908	V_2908	Zn2062	Si2516	Sr3464
IS Ref	(In2306)	(Y_3710)	(In2306)	(Y_3710)	(Y_3710)
Units	ppb	ppb	ppb	ppb	ppb
Avg	1923.7	520.66	562.67	F 2048.6	999.15
Stddev	11.9	1.93	2.99	17.2	7.94
%RSD	.61977	.36996	.53077	.84108	.79472
Check ?	Chk Pass	Chk Pass	Chk Pass	Chk Fail	Chk Pass
Value				1000.0	
Range				20.500%	

Int. Std.	In2306	Y_2243	Y_3600	Y_3710
Units	Cts/S	Cts/S	Cts/S	Cts/S
Avg	4633.9	3959.8	53323.	7987.3
Stddev	8.0	7.9	94.	21.6
%RSD	.17196	.20036	.17678	.26986

PDF created with pdfFactory Pro trial version www.pdffactory.com

Sample Name: 240-67551-c-1-j Acquired: 7/28/2016 16:31:29 Type: Unk
Method: ICP I9 Method 200.7-6010(v139) Mode: CONC Corr. Factor: 1.000000
User: analyst Custom ID1: Custom ID2: Custom ID3:
Comment:

Elem	Ag3280	Al3082	As1890	B_1826	Ba4554	Be3130
IS Ref	(Y_3600)	(Y_3710)	(Y_2243)	(Y_2243)	(Y_3710)	(Y_3710)
Units	ppb	ppb	ppb	ppb	ppb	ppb
Avg	-.55501	299.23	17.939	193.10	217.51	.20729
Stddev	.25761	16.86	2.344	2.94	.46	.02586
%RSD	46.415	5.6331	13.069	1.5230	.21090	12.477
Check ?	Chk Pass	Chk Pass	Chk Pass	Chk Pass	Chk Pass	Chk Pass
High Limit						
Low Limit						

Elem	Ca3179	Cd2288	Co2286	Cr2677	Cu3273	Fe2599
IS Ref	(Y_3710)	(Y_2243)	(In2306)	(Y_3600)	(Y_3600)	(Y_3710)
Units	ppb	ppb	ppb	ppb	ppb	ppb
Avg	162020.	.6487	12.357	4.5244	14.630	3480.4
Stddev	307.	.1121	.321	.0189	.728	9.6
%RSD	.18923	17.28	2.6015	.41723	4.9790	.27485
Check ?	Chk Pass	Chk Pass	Chk Pass	Chk Pass	Chk Pass	Chk Pass
High Limit						
Low Limit						

Elem	K_7664	Li6707	Mg2790	Mn2576	Mo2020	Na5895
IS Ref	(Y_3710)	(Y_3710)	(Y_3710)	(Y_3600)	(Y_2243)	(Y_3710)
Units	ppb	ppb	ppb	ppb	ppb	ppb
Avg	11301.	266.29	12721.	1665.3	4.5353	F 944700.
Stddev	26.	2.49	24.	.9	.1681	1828.
%RSD	.22900	.93375	.19184	.05424	3.7063	.19355
Check ?	Chk Pass	Chk Pass	Chk Pass	Chk Pass	Chk Pass	Chk Fail
High Limit						500000.
Low Limit						-500000.

PDF created with pdfFactory Pro trial version www.pdffactory.com

Sample Name: 240-67551-c-1-j Acquired: 7/28/2016 16:31:29 Type: Unk
Method: ICP I9 Method 200.7-6010(v139) Mode: CONC Corr. Factor: 1.000000
User: analyst Custom ID1: Custom ID2: Custom ID3:
Comment:

Elem	Ni2316	Pb2203	Sb2175	Se1960	Sn1899	Ti3372
IS Ref	(In2306)	(Y_2243)	(Y_2243)	(Y_2243)	(In2306)	(Y_3600)
Units	ppb	ppb	ppb	ppb	ppb	ppb
Avg	350.22	10.820	.2011	4.9675	4.4502	3.8644
Stddev	6.79	2.011	2.517	.9653	1.0210	.2146
%RSD	1.9380	18.588	1252.	19.431	22.944	5.5538
Check ?	Chk Pass	Chk Pass	Chk Pass	Chk Pass	Chk Pass	Chk Pass
High Limit						
Low Limit						

Elem	Tl1908	V_2908	Zn2062	Si2516	Sr3464
IS Ref	(In2306)	(Y_3710)	(In2306)	(Y_3710)	(Y_3710)
Units	ppb	ppb	ppb	ppb	ppb
Avg	5.6432	4.9154	964.50	3289.7	259.30
Stddev	.5801	3.5910	11.14	19.5	7.77
%RSD	10.280	73.055	1.1547	.59417	2.9974
Check ?	Chk Pass	Chk Pass	Chk Pass	Chk Pass	Chk Pass
High Limit					
Low Limit					

Int. Std.	In2306	Y_2243	Y_3600	Y_3710
Units	Cts/S	Cts/S	Cts/S	Cts/S
Avg	4654.3	3981.4	53781.	8015.5
Stddev	2.6	5.6	14.	20.9
%RSD	.05690	.14060	.02521	.26091
Check ?	Chk Pass	Chk Pass	Chk Pass	Chk Pass
Value	79.302%	89.781%	86.705%	97.336%
Range				

PDF created with pdfFactory Pro trial version www.pdffactory.com

Sample Name: SD 240-67551-c-1-j@5 Acquired: 7/28/2016 16:35:36 Type: Unk
Method: ICP I9 Method 200.7-6010(v139) Mode: CONC Corr. Factor: 1.000000
User: analyst Custom ID1: Custom ID2: Custom ID3:
Comment:

Elem	Ag3280	Al3082	As1890	B_1826	Ba4554	Be3130	Ca3179
IS Ref	(Y_3600)	(Y_3710)	(Y_2243)	(Y_2243)	(Y_3710)	(Y_3710)	(Y_3710)
Units	ppb	ppb	ppb	ppb	ppb	ppb	ppb
Avg	-.71967	54.646	4.5554	42.714	44.719	.07922	33292.
Stddev	.47405	19.440	1.2566	.710	.122	.04975	135.
%RSD	65.869	35.574	27.584	1.6621	.27197	62.803	.40474
Check ?	Chk Pass	Chk Pass	Chk Pass	Chk Pass	Chk Pass	Chk Pass	Chk Pass
High Limit							
Low Limit							

Elem	Cd2288	Co2286	Cr2677	Cu3273	Fe2599	K_7664	Li6707
IS Ref	(Y_2243)	(In2306)	(Y_3600)	(Y_3600)	(Y_3710)	(Y_3710)	(Y_3710)
Units	ppb	ppb	ppb	ppb	ppb	ppb	ppb
Avg	-.0188	2.3277	1.0908	2.9025	711.01	2275.2	99.980
Stddev	.0870	.0512	.1467	.3814	5.42	25.4	3.997
%RSD	463.4	2.2013	13.448	13.139	.76223	1.1142	3.9977
Check ?	Chk Pass	Chk Pass	Chk Pass	Chk Pass	Chk Pass	Chk Pass	Chk Pass
High Limit							
Low Limit							

Elem	Mg2790	Mn2576	Mo2020	Na5895	Ni2316	Pb2203	Sb2175
IS Ref	(Y_3710)	(Y_3600)	(Y_2243)	(Y_3710)	(In2306)	(Y_2243)	(Y_2243)
Units	ppb	ppb	ppb	ppb	ppb	ppb	ppb
Avg	2655.5	338.47	.29169	224840.	70.484	2.9095	-.8785
Stddev	12.9	1.02	.14735	1056.	.502	.5978	1.808
%RSD	.48677	.30284	50.517	.46970	.71174	20.545	205.8
Check ?	Chk Pass	Chk Pass	Chk Pass	Chk Pass	Chk Pass	Chk Pass	Chk Pass
High Limit							
Low Limit							

PDF created with pdfFactory Pro trial version www.pdffactory.com

Sample Name: SD 240-67551-c-1-j@5 Acquired: 7/28/2016 16:35:36 Type: Unk
Method: ICP I9 Method 200.7-6010(v139) Mode: CONC Corr. Factor: 1.000000
User: analyst Custom ID1: Custom ID2: Custom ID3:
Comment:

Elem	Se1960	Sn1899	Ti3372	Tl1908	V_2908	Zn2062	Si2516
IS Ref	(Y_2243)	(In2306)	(Y_3600)	(In2306)	(Y_3710)	(In2306)	(Y_3710)
Units	ppb	ppb	ppb	ppb	ppb	ppb	ppb
Avg	1.3300	1.3160	1.0222	1.4357	-1.6723	193.05	650.64
Stddev	1.3747	.1643	.1892	.9687	1.5541	1.32	9.96
%RSD	103.36	12.486	18.512	67.473	92.928	.68330	1.5310
Check ?	Chk Pass	Chk Pass	Chk Pass	Chk Pass	Chk Pass	Chk Pass	Chk Pass
High Limit							
Low Limit							

Elem	Sr3464
IS Ref	(Y_3710)
Units	ppb
Avg	59.594
Stddev	2.427
%RSD	4.0724
Check ?	Chk Pass
High Limit	
Low Limit	

Int. Std.	In2306	Y_2243	Y_3600	Y_3710
Units	Cts/S	Cts/S	Cts/S	Cts/S
Avg	5177.5	4191.8	57198.	7960.9
Stddev	5.4	3.0	62.	37.4
%RSD	.10367	.07189	.10854	.46975
Check ?	Chk Pass	Chk Pass	Chk Pass	Chk Pass
Value	88.216%	94.527%	92.214%	96.673%
Range				

PDF created with pdfFactory Pro trial version www.pdffactory.com

Sample Name: 240-67551-c-1-k ms@5 Acquired: 7/28/2016 16:39:46 Type: Unk
Method: ICP I9 Method 200.7-6010(v139) Mode: CONC Corr. Factor: 1.000000
User: analyst Custom ID1: Custom ID2: Custom ID3:
Comment:

Elem	Ag3280	Al3082	As1890	B_1826	Ba4554	Be3130	Ca3179
IS Ref	(Y_3600)	(Y_3710)	(Y_2243)	(Y_2243)	(Y_3710)	(Y_3710)	(Y_3710)
Units	ppb	ppb	ppb	ppb	ppb	ppb	ppb
Avg	W 202.99	487.07	1036.3	248.11	9767.9	10.327	44563.
Stddev	.45	1.49	7.3	1.26	88.2	.168	189.
%RSD	.21962	.30599	.70349	.50794	.90256	1.6278	.42300
Check ?	Chk Warn	Chk Pass	Chk Pass	Chk Pass	Chk Pass	Chk Pass	Chk Pass
High Limit	100.00						
Low Limit	-500000.						

Elem	Cd2288	Co2286	Cr2677	Cu3273	Fe2599	K_7664	Li6707
IS Ref	(Y_2243)	(In2306)	(Y_3600)	(Y_3600)	(Y_3710)	(Y_3710)	(Y_3710)
Units	ppb	ppb	ppb	ppb	ppb	ppb	ppb
Avg	202.2	104.53	996.74	53.919	935.00	12634.	293.21
Stddev	1.3	1.31	.50	.416	8.68	87.	4.01
%RSD	.6605	1.2537	.05037	.77246	.92869	.68697	1.3663
Check ?	Chk Pass	Chk Pass	Chk Pass	Chk Pass	Chk Pass	Chk Pass	Chk Pass
High Limit							
Low Limit							

Elem	Mg2790	Mn2576	Mo2020	Na5895	Ni2316	Pb2203	Sb2175
IS Ref	(Y_3710)	(Y_3600)	(Y_2243)	(Y_3710)	(In2306)	(Y_2243)	(Y_2243)
Units	ppb	ppb	ppb	ppb	ppb	ppb	ppb
Avg	13084.	447.49	204.12	242100.	174.42	969.61	99.23
Stddev	129.	.59	1.52	2420.	1.86	4.01	1.74
%RSD	.98222	.13080	.74410	.99952	1.0691	.41327	1.754
Check ?	Chk Pass	Chk Pass	Chk Pass	Chk Pass	Chk Pass	Chk Pass	Chk Pass
High Limit							
Low Limit							

PDF created with pdfFactory Pro trial version www.pdffactory.com

Sample Name: 240-67551-c-1-k ms@5 Acquired: 7/28/2016 16:39:46 Type: Unk
Method: ICP I9 Method 200.7-6010(v139) Mode: CONC Corr. Factor: 1.000000
User: analyst Custom ID1: Custom ID2: Custom ID3:
Comment:

Elem	Se1960	Sn1899	Ti3372	Tl1908	V_2908	Zn2062	Si2516
IS Ref	(Y_2243)	(In2306)	(Y_3600)	(In2306)	(Y_3710)	(In2306)	(Y_3710)
Units	ppb	ppb	ppb	ppb	ppb	ppb	ppb
Avg	209.63	420.75	206.86	396.71	102.13	312.91	928.76
Stddev	.19	3.23	.23	5.05	1.76	6.21	15.62
%RSD	.09291	.76857	.11217	1.2740	1.7253	1.9849	1.6815
Check ?	Chk Pass	Chk Pass	Chk Pass	Chk Pass	Chk Pass	Chk Pass	Chk Pass
High Limit							
Low Limit							

Elem	Sr3464
IS Ref	(Y_3710)
Units	ppb
Avg	259.93
Stddev	4.36
%RSD	1.6770
Check ?	Chk Pass
High Limit	
Low Limit	

Int. Std.	In2306	Y_2243	Y_3600	Y_3710
Units	Cts/S	Cts/S	Cts/S	Cts/S
Avg	5119.5	4173.6	57015.	7922.5
Stddev	12.9	10.0	33.	52.9
%RSD	.25182	.23876	.05863	.66775
Check ?	Chk Pass	Chk Pass	Chk Pass	Chk Pass
Value	87.227%	94.116%	91.919%	96.206%
Range				

PDF created with pdfFactory Pro trial version www.pdffactory.com

Sample Name: 240-67551-c-1-lmsd@5 Acquired: 7/28/2016 16:43:48 Type: Unk
Method: ICP I9 Method 200.7-6010(v139) Mode: CONC Corr. Factor: 1.000000
User: analyst Custom ID1: Custom ID2: Custom ID3:
Comment:

Elem	Ag3280	Al3082	As1890	B_1826	Ba4554	Be3130	Ca3179
IS Ref	(Y_3600)	(Y_3710)	(Y_2243)	(Y_2243)	(Y_3710)	(Y_3710)	(Y_3710)
Units	ppb	ppb	ppb	ppb	ppb	ppb	ppb
Avg	W 203.09	499.40	1035.6	248.84	9695.4	10.259	44924.
Stddev	.05	22.48	9.5	1.85	26.9	.129	52.
%RSD	.02309	4.5014	.91281	.74348	.27721	1.2555	.11646
Check ?	Chk Warn	Chk Pass	Chk Pass	Chk Pass	Chk Pass	Chk Pass	Chk Pass
High Limit	100.00						
Low Limit	-500000.						

Elem	Cd2288	Co2286	Cr2677	Cu3273	Fe2599	K_7664	Li6707
IS Ref	(Y_2243)	(In2306)	(Y_3600)	(Y_3600)	(Y_3710)	(Y_3710)	(Y_3710)
Units	ppb	ppb	ppb	ppb	ppb	ppb	ppb
Avg	201.9	104.43	992.12	53.859	942.52	12674.	289.98
Stddev	1.5	.77	.68	.734	.74	22.	1.00
%RSD	.7444	.73446	.06887	1.3631	.07881	.17458	.34427
Check ?	Chk Pass	Chk Pass	Chk Pass	Chk Pass	Chk Pass	Chk Pass	Chk Pass
High Limit							
Low Limit							

Elem	Mg2790	Mn2576	Mo2020	Na5895	Ni2316	Pb2203	Sb2175
IS Ref	(Y_3710)	(Y_3600)	(Y_2243)	(Y_3710)	(In2306)	(Y_2243)	(Y_2243)
Units	ppb	ppb	ppb	ppb	ppb	ppb	ppb
Avg	13077.	448.84	205.48	245460.	185.05	966.41	101.5
Stddev	22.	.72	1.76	465.	21.22	3.48	1.8
%RSD	.16851	.15936	.85811	.18964	11.467	.36039	1.789
Check ?	Chk Pass	Chk Pass	Chk Pass	Chk Pass	Chk Pass	Chk Pass	Chk Pass
High Limit							
Low Limit							

PDF created with pdfFactory Pro trial version www.pdffactory.com

Sample Name: 240-67551-c-1-lmsd@5 Acquired: 7/28/2016 16:43:48 Type: Unk
Method: ICP I9 Method 200.7-6010(v139) Mode: CONC Corr. Factor: 1.000000
User: analyst Custom ID1: Custom ID2: Custom ID3:
Comment:

Elem	Se1960	Sn1899	Ti3372	Tl1908	V_2908	Zn2062	Si2516
IS Ref	(Y_2243)	(In2306)	(Y_3600)	(In2306)	(Y_3710)	(In2306)	(Y_3710)
Units	ppb	ppb	ppb	ppb	ppb	ppb	ppb
Avg	208.91	419.44	206.80	397.29	104.50	316.29	931.36
Stddev	.96	3.28	.15	2.59	5.43	13.38	20.33
%RSD	.45935	.78293	.07402	.65228	5.1993	4.2297	2.1826
Check ?	Chk Pass	Chk Pass	Chk Pass	Chk Pass	Chk Pass	Chk Pass	Chk Pass
High Limit							
Low Limit							

Elem	Sr3464
IS Ref	(Y_3710)
Units	ppb
Avg	262.56
Stddev	2.27
%RSD	.86492
Check ?	Chk Pass
High Limit	
Low Limit	

Int. Std.	In2306	Y_2243	Y_3600	Y_3710
Units	Cts/S	Cts/S	Cts/S	Cts/S
Avg	5086.7	4143.2	56957.	7902.4
Stddev	28.6	23.0	15.	26.4
%RSD	.56289	.55463	.02656	.33431
Check ?	Chk Pass	Chk Pass	Chk Pass	Chk Pass
Value	86.669%	93.432%	91.825%	95.962%
Range				

PDF created with pdfFactory Pro trial version www.pdffactory.com

Sample Name: PDS 240-67551-c-1-j Acquired: 7/28/2016 16:47:49 Type: Unk
Method: ICP I9 Method 200.7-6010(v139) Mode: CONC Corr. Factor: 1.000000
User: analyst Custom ID1: Custom ID2: Custom ID3:
Comment:

Elem	Ag3280	Al3082	As1890	B_1826	Ba4554	Be3130
IS Ref	(Y_3600)	(Y_3710)	(Y_2243)	(Y_2243)	(Y_3710)	(Y_3710)
Units	ppb	ppb	ppb	ppb	ppb	ppb
Avg	43.509	2352.0	2125.9	1221.0	2157.0	50.257
Stddev	.484	32.8	18.7	6.3	6.2	.318
%RSD	1.1118	1.3930	.87759	.51848	.28755	.63268
Check ?	Chk Pass	Chk Pass	Chk Pass	Chk Pass	Chk Pass	Chk Pass
High Limit						
Low Limit						

Elem	Ca3179	Cd2288	Co2286	Cr2677	Cu3273	Fe2599
IS Ref	(Y_3710)	(Y_2243)	(In2306)	(Y_3600)	(Y_3600)	(Y_3710)
Units	ppb	ppb	ppb	ppb	ppb	ppb
Avg	209030.	52.01	526.42	201.01	267.29	4340.4
Stddev	977.	.27	6.04	.93	1.07	18.5
%RSD	.46748	.5221	1.1474	.46311	.39983	.42546
Check ?	Chk Pass	Chk Pass	Chk Pass	Chk Pass	Chk Pass	Chk Pass
High Limit						
Low Limit						

Elem	K_7664	Li6707	Mg2790	Mn2576	Mo2020	Na5895
IS Ref	(Y_3710)	(Y_3710)	(Y_3710)	(Y_3600)	(Y_2243)	(Y_3710)
Units	ppb	ppb	ppb	ppb	ppb	ppb
Avg	64778.	1289.6	61336.	2107.1	1001.1	F 979390.
Stddev	132.	7.7	123.	2.0	12.0	16304.
%RSD	.20438	.59515	.20003	.09330	1.1939	1.6648
Check ?	Chk Pass	Chk Pass	Chk Pass	Chk Pass	Chk Pass	Chk Fail
High Limit						500000.
Low Limit						-500000.

PDF created with pdfFactory Pro trial version www.pdffactory.com

Sample Name: PDS 240-67551-c-1-j Acquired: 7/28/2016 16:47:49 Type: Unk
Method: ICP I9 Method 200.7-6010(v139) Mode: CONC Corr. Factor: 1.000000
User: analyst Custom ID1: Custom ID2: Custom ID3:
Comment:

Elem	Ni2316	Pb2203	Sb2175	Se1960	Sn1899	Ti3372
IS Ref	(In2306)	(Y_2243)	(Y_2243)	(Y_2243)	(In2306)	(Y_3600)
Units	ppb	ppb	ppb	ppb	ppb	ppb
Avg	856.23	471.72	518.7	2149.6	2098.8	1009.9
Stddev	6.83	4.34	3.1	20.2	23.6	.8
%RSD	.79784	.91896	.5950	.93878	1.1257	.08367
Check ?	Chk Pass	Chk Pass	Chk Pass	Chk Pass	Chk Pass	Chk Pass
High Limit						
Low Limit						

Elem	Tl1908	V_2908	Zn2062	Si2516	Sr3464
IS Ref	(In2306)	(Y_3710)	(In2306)	(Y_3710)	(Y_3710)
Units	ppb	ppb	ppb	ppb	ppb
Avg	1917.0	513.18	1493.4	4348.8	1233.9
Stddev	12.2	5.90	15.8	32.8	6.2
%RSD	.63509	1.1492	1.0600	.75491	.50414
Check ?	Chk Pass	Chk Pass	Chk Pass	Chk Pass	Chk Pass
High Limit					
Low Limit					

Int. Std.	In2306	Y_2243	Y_3600	Y_3710
Units	Cts/S	Cts/S	Cts/S	Cts/S
Avg	4479.4	3869.1	52369.	7729.8
Stddev	7.8	4.4	48.	7.8
%RSD	.17302	.11501	.09150	.10096
Check ?	Chk Pass	Chk Pass	Chk Pass	Chk Pass
Value	76.321%	87.248%	84.429%	93.867%
Range				

PDF created with pdfFactory Pro trial version www.pdffactory.com

Sample Name: 240-67574-f-1-a Acquired: 7/28/2016 16:51:45 Type: Unk
Method: ICP I9 Method 200.7-6010(v139) Mode: CONC Corr. Factor: 1.000000
User: analyst Custom ID1: Custom ID2: Custom ID3:
Comment:

Elem	Ag3280	Al3082	As1890	B_1826	Ba4554	Be3130	Ca3179
IS Ref	(Y_3600)	(Y_3710)	(Y_2243)	(Y_2243)	(Y_3710)	(Y_3710)	(Y_3710)
Units	ppb	ppb	ppb	ppb	ppb	ppb	ppb
Avg	-.63694	-3.4988	1.8807	188.19	135.63	-.00853	128520.
Stddev	.06523	16.414	1.5161	1.21	.51	.04399	390.
%RSD	10.241	469.14	80.618	.64496	.37754	516.03	.30336
Check ?	Chk Pass	Chk Pass	Chk Pass	Chk Pass	Chk Pass	Chk Pass	Chk Pass
High Limit							
Low Limit							

Elem	Cd2288	Co2286	Cr2677	Cu3273	Fe2599	K_7664	Li6707
IS Ref	(Y_2243)	(In2306)	(Y_3600)	(Y_3600)	(Y_3710)	(Y_3710)	(Y_3710)
Units	ppb	ppb	ppb	ppb	ppb	ppb	ppb
Avg	-.0444	.36987	.92749	11.241	4189.3	4226.0	93.856
Stddev	.1678	.25552	.15976	.868	62.3	52.0	.946
%RSD	377.8	69.083	17.225	7.7246	1.4876	1.2312	1.0075
Check ?	Chk Pass	Chk Pass	Chk Pass	Chk Pass	Chk Pass	Chk Pass	Chk Pass
High Limit							
Low Limit							

Elem	Mg2790	Mn2576	Mo2020	Na5895	Ni2316	Pb2203	Sb2175
IS Ref	(Y_3710)	(Y_3600)	(Y_2243)	(Y_3710)	(In2306)	(Y_2243)	(Y_2243)
Units	ppb	ppb	ppb	ppb	ppb	ppb	ppb
Avg	77574.	36.715	1.4793	78665.	5.6469	.91016	2.094
Stddev	289.	.111	.0923	171.	.3110	.33779	1.070
%RSD	.37230	.30127	6.2413	.21706	5.5079	37.113	51.11
Check ?	Chk Pass	Chk Pass	Chk Pass	Chk Pass	Chk Pass	Chk Pass	Chk Pass
High Limit							
Low Limit							

PDF created with pdfFactory Pro trial version www.pdffactory.com

Sample Name: 240-67574-f-1-a Acquired: 7/28/2016 16:51:45 Type: Unk
Method: ICP I9 Method 200.7-6010(v139) Mode: CONC Corr. Factor: 1.000000
User: analyst Custom ID1: Custom ID2: Custom ID3:
Comment:

Elem	Se1960	Sn1899	Ti3372	Tl1908	V_2908	Zn2062	Si2516
IS Ref	(Y_2243)	(In2306)	(Y_3600)	(In2306)	(Y_3710)	(In2306)	(Y_3710)
Units	ppb	ppb	ppb	ppb	ppb	ppb	ppb
Avg	2.8733	.60362	.51261	.86396	-.53972	-.75698	13633.
Stddev	3.4202	.13577	.18914	1.3469	3.3496	.08046	80.
%RSD	119.03	22.493	36.897	155.90	620.62	10.629	.58327
Check ?	Chk Pass	Chk Pass	Chk Pass	Chk Pass	Chk Pass	Chk Pass	Chk Pass
High Limit							
Low Limit							

Elem	Sr3464
IS Ref	(Y_3710)
Units	ppb
Avg	746.69
Stddev	5.84
%RSD	.78244
Check ?	Chk Pass
High Limit	
Low Limit	

Int. Std.	In2306	Y_2243	Y_3600	Y_3710
Units	Cts/S	Cts/S	Cts/S	Cts/S
Avg	5135.0	4149.9	57328.	7865.2
Stddev	5.1	3.7	161.	17.2
%RSD	.09863	.09023	.28111	.21925
Check ?	Chk Pass	Chk Pass	Chk Pass	Chk Pass
Value	87.492%	93.581%	92.423%	95.511%
Range				

PDF created with pdfFactory Pro trial version www.pdffactory.com

Sample Name: SD 240-67574-f-1-a@5 Acquired: 7/28/2016 16:55:48 Type: Unk
Method: ICP I9 Method 200.7-6010(v139) Mode: CONC Corr. Factor: 1.000000
User: analyst Custom ID1: Custom ID2: Custom ID3:
Comment:

Elem	Ag3280	Al3082	As1890	B_1826	Ba4554	Be3130	Ca3179	Cd2288
IS Ref	(Y_3600)	(Y_3710)	(Y_2243)	(Y_2243)	(Y_3710)	(Y_3710)	(Y_3710)	(Y_2243)
Units	ppb	ppb	ppb	ppb	ppb	ppb	ppb	ppb
Avg	-.44355	11.627	2.2865	39.207	27.552	.04030	25704.	-.1885
Stddev	.19568	17.851	2.7918	.463	.132	.07347	139.	.0924
%RSD	44.116	153.53	122.10	1.1803	.48069	182.30	.54038	49.04
Check ?	Chk Pass	Chk Pass	Chk Pass	Chk Pass	Chk Pass	Chk Pass	Chk Pass	Chk Pass
High Limit								
Low Limit								

Elem	Co2286	Cr2677	Cu3273	Fe2599	K_7664	Li6707	Mg2790	Mn2576
IS Ref	(In2306)	(Y_3600)	(Y_3600)	(Y_3710)	(Y_3710)	(Y_3710)	(Y_3710)	(Y_3600)
Units	ppb	ppb	ppb	ppb	ppb	ppb	ppb	ppb
Avg	.14343	.60892	2.4359	854.78	915.72	40.187	16028.	8.3732
Stddev	.05526	.21672	.3932	8.86	27.27	1.605	104.	.0584
%RSD	38.525	35.591	16.144	1.0371	2.9780	3.9936	.64934	.69779
Check ?	Chk Pass	Chk Pass	Chk Pass	Chk Pass	Chk Pass	Chk Pass	Chk Pass	Chk Pass
High Limit								
Low Limit								

Elem	Mo2020	Na5895	Ni2316	Pb2203	Sb2175	Se1960	Sn1899	Ti3372
IS Ref	(Y_2243)	(Y_3710)	(In2306)	(Y_2243)	(Y_2243)	(Y_2243)	(In2306)	(Y_3600)
Units	ppb	ppb	ppb	ppb	ppb	ppb	ppb	ppb
Avg	-.33901	16264.	.50313	-.26999	-.3780	-.07051	-.46307	.20332
Stddev	.01497	44.	.31859	.58256	.9829	1.5461	.23025	.12666
%RSD	4.4151	.27326	63.321	215.77	260.0	2192.7	49.722	62.294
Check ?	Chk Pass	Chk Pass	Chk Pass	Chk Pass	Chk Pass	Chk Pass	Chk Pass	Chk Pass
High Limit								
Low Limit								

PDF created with pdfFactory Pro trial version www.pdffactory.com

Sample Name: SD 240-67574-f-1-a@5 Acquired: 7/28/2016 16:55:48 Type: Unk
Method: ICP I9 Method 200.7-6010(v139) Mode: CONC Corr. Factor: 1.000000
User: analyst Custom ID1: Custom ID2: Custom ID3:
Comment:

Elem	Tl1908	V_2908	Zn2062	Si2516	Sr3464
IS Ref	(In2306)	(Y_3710)	(In2306)	(Y_3710)	(Y_3710)
Units	ppb	ppb	ppb	ppb	ppb
Avg	1.4891	-1.4511	.03830	2722.1	150.40
Stddev	.8114	.1525	.10609	21.1	3.17
%RSD	54.487	10.507	276.98	.77531	2.1047
Check ?	Chk Pass	Chk Pass	Chk Pass	Chk Pass	Chk Pass
High Limit					
Low Limit					

Int. Std.	In2306	Y_2243	Y_3600	Y_3710
Units	Cts/S	Cts/S	Cts/S	Cts/S
Avg	5566.6	4307.3	59822.	7945.6
Stddev	13.3	15.9	109.	32.6
%RSD	.23850	.36912	.18302	.41086
Check ?	Chk Pass	Chk Pass	Chk Pass	Chk Pass
Value	94.845%	97.130%	96.444%	96.487%
Range				

PDF created with pdfFactory Pro trial version www.pdffactory.com

Sample Name: 240-67574-f-1-b ms Acquired: 7/28/2016 16:59:52 Type: Unk
Method: ICP I9 Method 200.7-6010(v139) Mode: CONC Corr. Factor: 1.000000
User: analyst Custom ID1: Custom ID2: Custom ID3:
Comment:

Elem	Ag3280	Al3082	As1890	B_1826	Ba4554	Be3130	Ca3179
IS Ref	(Y_3600)	(Y_3710)	(Y_2243)	(Y_2243)	(Y_3710)	(Y_3710)	(Y_3710)
Units	ppb	ppb	ppb	ppb	ppb	ppb	ppb
Avg	51.503	2089.1	2084.3	1239.6	2074.4	50.532	177450.
Stddev	.481	8.6	5.2	2.3	3.6	.326	668.
%RSD	.93301	.41111	.25186	.18368	.17259	.64567	.37631
Check ?	Chk Pass	Chk Pass	Chk Pass	Chk Pass	Chk Pass	Chk Pass	Chk Pass
High Limit							
Low Limit							

Elem	Cd2288	Co2286	Cr2677	Cu3273	Fe2599	K_7664	Li6707
IS Ref	(Y_2243)	(In2306)	(Y_3600)	(Y_3600)	(Y_3710)	(Y_3710)	(Y_3710)
Units	ppb	ppb	ppb	ppb	ppb	ppb	ppb
Avg	51.18	501.22	198.12	260.62	5126.1	54320.	1093.0
Stddev	.06	1.56	.56	.82	4.7	100.	2.4
%RSD	.1159	.31223	.28424	.31286	.09114	.18449	.22279
Check ?	Chk Pass	Chk Pass	Chk Pass	Chk Pass	Chk Pass	Chk Pass	Chk Pass
High Limit							
Low Limit							

Elem	Mg2790	Mn2576	Mo2020	Na5895	Ni2316	Pb2203	Sb2175
IS Ref	(Y_3710)	(Y_3600)	(Y_2243)	(Y_3710)	(In2306)	(Y_2243)	(Y_2243)
Units	ppb	ppb	ppb	ppb	ppb	ppb	ppb
Avg	126800.	533.64	985.51	128110.	512.04	480.34	519.0
Stddev	352.	1.20	2.02	216.	.20	1.07	4.2
%RSD	.27752	.22492	.20527	.16897	.03899	.22270	.8091
Check ?	Chk Pass	Chk Pass	Chk Pass	Chk Pass	Chk Pass	Chk Pass	Chk Pass
High Limit							
Low Limit							

PDF created with pdfFactory Pro trial version www.pdffactory.com

Sample Name: 240-67574-f-1-b ms Acquired: 7/28/2016 16:59:52 Type: Unk
Method: ICP I9 Method 200.7-6010(v139) Mode: CONC Corr. Factor: 1.000000
User: analyst Custom ID1: Custom ID2: Custom ID3:
Comment:

Elem	Se1960	Sn1899	Ti3372	Tl1908	V_2908	Zn2062	Si2516
IS Ref	(Y_2243)	(In2306)	(Y_3600)	(In2306)	(Y_3710)	(In2306)	(Y_3710)
Units	ppb	ppb	ppb	ppb	ppb	ppb	ppb
Avg	2099.7	2043.5	998.76	1955.6	503.90	518.69	14600.
Stddev	4.7	8.6	.61	8.3	8.38	1.50	82.
%RSD	.22159	.42250	.06084	.42519	1.6626	.28974	.56192
Check ?	Chk Pass	Chk Pass	Chk Pass	Chk Pass	Chk Pass	Chk Pass	Chk Pass
High Limit							
Low Limit							

Elem	Sr3464
IS Ref	(Y_3710)
Units	ppb
Avg	1707.8
Stddev	20.5
%RSD	1.2005
Check ?	Chk Pass
High Limit	
Low Limit	

Int. Std.	In2306	Y_2243	Y_3600	Y_3710
Units	Cts/S	Cts/S	Cts/S	Cts/S
Avg	4932.9	4067.2	56304.	7847.7
Stddev	5.5	8.4	71.	22.2
%RSD	.11159	.20768	.12638	.28343
Check ?	Chk Pass	Chk Pass	Chk Pass	Chk Pass
Value	84.049%	91.717%	90.773%	95.298%
Range				

PDF created with pdfFactory Pro trial version www.pdffactory.com

Sample Name: 240-67574-f-1-c msd Acquired: 7/28/2016 17:03:31 Type: Unk
Method: ICP I9 Method 200.7-6010(v139) Mode: CONC Corr. Factor: 1.000000
User: analyst Custom ID1: Custom ID2: Custom ID3:
Comment:

Elem	Ag3280	Al3082	As1890	B_1826	Ba4554	Be3130	Ca3179
IS Ref	(Y_3600)	(Y_3710)	(Y_2243)	(Y_2243)	(Y_3710)	(Y_3710)	(Y_3710)
Units	ppb	ppb	ppb	ppb	ppb	ppb	ppb
Avg	49.887	2021.0	2022.8	1198.7	2014.4	49.301	171240.
Stddev	.493	25.1	2.2	2.6	1.5	.281	848.
%RSD	.98910	1.2411	.10653	.21629	.07486	.57008	.49519
Check ?	Chk Pass	Chk Pass	Chk Pass	Chk Pass	Chk Pass	Chk Pass	Chk Pass
High Limit							
Low Limit							

Elem	Cd2288	Co2286	Cr2677	Cu3273	Fe2599	K_7664	Li6707
IS Ref	(Y_2243)	(In2306)	(Y_3600)	(Y_3600)	(Y_3710)	(Y_3710)	(Y_3710)
Units	ppb	ppb	ppb	ppb	ppb	ppb	ppb
Avg	49.73	483.84	192.48	252.75	4962.7	52789.	1055.8
Stddev	.06	1.80	.61	.78	3.9	114.	2.3
%RSD	.1235	.37107	.31770	.30975	.07813	.21617	.21429
Check ?	Chk Pass	Chk Pass	Chk Pass	Chk Pass	Chk Pass	Chk Pass	Chk Pass
High Limit							
Low Limit							

Elem	Mg2790	Mn2576	Mo2020	Na5895	Ni2316	Pb2203	Sb2175
IS Ref	(Y_3710)	(Y_3600)	(Y_2243)	(Y_3710)	(In2306)	(Y_2243)	(Y_2243)
Units	ppb	ppb	ppb	ppb	ppb	ppb	ppb
Avg	122560.	515.72	957.73	123990.	496.22	466.42	503.6
Stddev	223.	.67	6.04	84.	.85	2.98	2.2
%RSD	.18214	.13032	.63081	.06783	.17134	.63829	.4284
Check ?	Chk Pass	Chk Pass	Chk Pass	Chk Pass	Chk Pass	Chk Pass	Chk Pass
High Limit							
Low Limit							

PDF created with pdfFactory Pro trial version www.pdffactory.com

Sample Name: 240-67574-f-1-c msd Acquired: 7/28/2016 17:03:31 Type: Unk
Method: ICP I9 Method 200.7-6010(v139) Mode: CONC Corr. Factor: 1.000000
User: analyst Custom ID1: Custom ID2: Custom ID3:
Comment:

Elem	Se1960	Sn1899	Ti3372	Tl1908	V_2908	Zn2062	Si2516
IS Ref	(Y_2243)	(In2306)	(Y_3600)	(In2306)	(Y_3710)	(In2306)	(Y_3710)
Units	ppb	ppb	ppb	ppb	ppb	ppb	ppb
Avg	2036.7	1978.3	967.68	1890.1	486.55	501.45	14115.
Stddev	10.0	12.6	1.11	10.4	4.84	1.41	73.
%RSD	.49105	.63571	.11487	.55218	.99446	.28194	.51963
Check ?	Chk Pass	Chk Pass	Chk Pass	Chk Pass	Chk Pass	Chk Pass	Chk Pass
High Limit							
Low Limit							

Elem	Sr3464
IS Ref	(Y_3710)
Units	ppb
Avg	1653.9
Stddev	8.1
%RSD	.48989
Check ?	Chk Pass
High Limit	
Low Limit	

Int. Std.	In2306	Y_2243	Y_3600	Y_3710
Units	Cts/S	Cts/S	Cts/S	Cts/S
Avg	4961.6	4081.0	56353.	7848.0
Stddev	4.6	2.4	171.	22.9
%RSD	.09220	.05902	.30312	.29220
Check ?	Chk Pass	Chk Pass	Chk Pass	Chk Pass
Value	84.538%	92.028%	90.851%	95.302%
Range				

PDF created with pdfFactory Pro trial version www.pdffactory.com

Sample Name: CCV-2632473 Acquired: 7/28/2016 17:07:12 Type: QC
Method: ICP I9 Method 200.7-6010(v139) Mode: CONC Corr. Factor: 1.000000
User: analyst Custom ID1: Custom ID2: Custom ID3:
Comment:

Elem	Ag3280	Al3082	As1890	B_1826	Ba4554	Be3130	Ca3179	Cd2288
IS Ref	(Y_3600)	(Y_3710)	(Y_2243)	(Y_2243)	(Y_3710)	(Y_3710)	(Y_3710)	(Y_2243)
Units	ppb	ppb	ppb	ppb	ppb	ppb	ppb	ppb
Avg	997.04	25355.	492.75	5064.6	1939.3	1983.5	51269.	494.0
Stddev	.73	170.	2.55	15.3	1.2	7.7	318.	2.0
%RSD	.07311	.66989	.51839	.30232	.05992	.38931	.62045	.4017
Check ?	Chk Pass	Chk Pass	Chk Pass	Chk Pass	Chk Pass	Chk Pass	Chk Pass	Chk Pass
Value								
Range								

Elem	Co2286	Cr2677	Cu3273	Fe2599	K_7664	Li6707	Mg2790	Mn2576
IS Ref	(In2306)	(Y_3600)	(Y_3600)	(Y_3710)	(Y_3710)	(Y_3710)	(Y_3710)	(Y_3600)
Units	ppb	ppb	ppb	ppb	ppb	ppb	ppb	ppb
Avg	1971.2	1935.8	1934.2	25268.	49445.	4944.4	49868.	1951.9
Stddev	12.0	2.9	5.0	27.	225.	15.4	111.	6.7
%RSD	.60864	.14807	.25776	.10721	.45561	.31207	.22286	.34318
Check ?	Chk Pass	Chk Pass	Chk Pass	Chk Pass	Chk Pass	Chk Pass	Chk Pass	Chk Pass
Value								
Range								

Elem	Mo2020	Na5895	Ni2316	Pb2203	Sb2175	Se1960	Sn1899	Ti3372
IS Ref	(Y_2243)	(Y_3710)	(In2306)	(Y_2243)	(Y_2243)	(Y_2243)	(In2306)	(Y_3600)
Units	ppb	ppb	ppb	ppb	ppb	ppb	ppb	ppb
Avg	1986.6	49073.	1974.5	482.08	505.9	505.90	5046.8	4954.5
Stddev	11.2	145.	11.2	4.84	3.4	3.95	28.6	43.7
%RSD	.56350	.29554	.56759	1.0031	.6777	.77990	.56693	.88255
Check ?	Chk Pass	Chk Pass	Chk Pass	Chk Pass	Chk Pass	Chk Pass	Chk Pass	Chk Pass
Value								
Range								

PDF created with pdfFactory Pro trial version www.pdffactory.com

Sample Name: CCV-2632473 Acquired: 7/28/2016 17:07:12 Type: QC
Method: ICP I9 Method 200.7-6010(v139) Mode: CONC Corr. Factor: 1.000000
User: analyst Custom ID1: Custom ID2: Custom ID3:
Comment:

Elem	Tl1908	V_2908	Zn2062	Si2516	Sr3464
IS Ref	(In2306)	(Y_3710)	(In2306)	(Y_3710)	(Y_3710)
Units	ppb	ppb	ppb	ppb	ppb
Avg	997.59	1986.3	2020.4	5269.1	4929.7
Stddev	5.03	13.1	12.1	5.4	8.3
%RSD	.50414	.66158	.59821	.10281	.16749
Check ?	Chk Pass	Chk Pass	Chk Pass	Chk Pass	Chk Pass
Value					
Range					

Int. Std.	In2306	Y_2243	Y_3600	Y_3710
Units	Cts/S	Cts/S	Cts/S	Cts/S
Avg	5138.8	4186.3	57559.	7765.3
Stddev	10.9	4.2	238.	23.8
%RSD	.21172	.10124	.41281	.30712

PDF created with pdfFactory Pro trial version www.pdffactory.com

Sample Name: CCB Acquired: 7/28/2016 17:11:02 Type: QC
Method: ICP I9 Method 200.7-6010(v139) Mode: CONC Corr. Factor: 1.000000
User: analyst Custom ID1: Custom ID2: Custom ID3:
Comment:

Elem	Ag3280	Al3082	As1890	B_1826	Ba4554	Be3130	Ca3179	Cd2288
IS Ref	(Y_3600)	(Y_3710)	(Y_2243)	(Y_2243)	(Y_3710)	(Y_3710)	(Y_3710)	(Y_2243)
Units	ppb	ppb	ppb	ppb	ppb	ppb	ppb	ppb
Avg	-.29438	27.662	2.2625	9.7386	.32168	.16560	6.1067	-.0338
Stddev	.25165	21.052	1.0339	.8956	.08936	.04478	2.6344	.0855
%RSD	85.486	76.106	45.697	9.1962	27.780	27.042	43.139	253.1
Check ?	Chk Pass	Chk Pass	Chk Pass	Chk Pass	Chk Pass	Chk Pass	Chk Pass	Chk Pass
High Limit								
Low Limit								

Elem	Co2286	Cr2677	Cu3273	Fe2599	K_7664	Li6707	Mg2790	Mn2576
IS Ref	(In2306)	(Y_3600)	(Y_3600)	(Y_3710)	(Y_3710)	(Y_3710)	(Y_3710)	(Y_3600)
Units	ppb	ppb	ppb	ppb	ppb	ppb	ppb	ppb
Avg	.02653	-.06596	-.08719	2.8527	196.33	30.231	24.020	-.22646
Stddev	.12677	.13734	.55874	.7190	18.29	.991	6.120	.01991
%RSD	477.84	208.24	640.84	25.204	9.3135	3.2794	25.479	8.7918
Check ?	Chk Pass	Chk Pass	Chk Pass	Chk Pass	Chk Pass	Chk Pass	Chk Pass	Chk Pass
High Limit								
Low Limit								

Elem	Mo2020	Na5895	Ni2316	Pb2203	Sb2175	Se1960	Sn1899	Ti3372
IS Ref	(Y_2243)	(Y_3710)	(In2306)	(Y_2243)	(Y_2243)	(Y_2243)	(In2306)	(Y_3600)
Units	ppb	ppb	ppb	ppb	ppb	ppb	ppb	ppb
Avg	3.8544	290.79	.14296	.45484	-.0045	.81668	.76296	1.6767
Stddev	.2221	12.64	.05933	1.0104	1.364	1.1764	.49566	.0841
%RSD	5.7630	4.3474	41.499	222.15	30640.	144.05	64.965	5.0181
Check ?	Chk Pass	Chk Pass	Chk Pass	Chk Pass	Chk Pass	Chk Pass	Chk Pass	Chk Pass
High Limit								
Low Limit								

PDF created with pdfFactory Pro trial version www.pdffactory.com

Sample Name: CCB Acquired: 7/28/2016 17:11:02 Type: QC
Method: ICP I9 Method 200.7-6010(v139) Mode: CONC Corr. Factor: 1.000000
User: analyst Custom ID1: Custom ID2: Custom ID3:
Comment:

Elem	Tl1908	V_2908	Zn2062	Si2516	Sr3464
IS Ref	(In2306)	(Y_3710)	(In2306)	(Y_3710)	(Y_3710)
Units	ppb	ppb	ppb	ppb	ppb
Avg	.04940	-1.6272	-.38935	-21.611	-1.0383
Stddev	.34407	1.0376	.14527	1.987	3.1142
%RSD	696.55	63.762	37.311	9.1965	299.94
Check ?	Chk Pass	Chk Pass	Chk Pass	Chk Pass	Chk Pass
High Limit					
Low Limit					

Int. Std.	In2306	Y_2243	Y_3600	Y_3710
Units	Cts/S	Cts/S	Cts/S	Cts/S
Avg	5790.3	4352.9	60814.	7842.6
Stddev	11.6	10.7	91.	34.7
%RSD	.20050	.24644	.15031	.44282

PDF created with pdfFactory Pro trial version www.pdffactory.com

Sample Name: PDS 240-67574-f-1-a Acquired: 7/28/2016 17:15:11 Type: Unk
Method: ICP I9 Method 200.7-6010(v139) Mode: CONC Corr. Factor: 1.000000
User: analyst Custom ID1: Custom ID2: Custom ID3:
Comment:

Elem	Ag3280	Al3082	As1890	B_1826	Ba4554	Be3130	Ca3179
IS Ref	(Y_3600)	(Y_3710)	(Y_2243)	(Y_2243)	(Y_3710)	(Y_3710)	(Y_3710)
Units	ppb	ppb	ppb	ppb	ppb	ppb	ppb
Avg	44.689	2072.6	2071.8	1267.0	2090.0	50.694	176040.
Stddev	.818	11.8	4.1	2.5	3.7	.187	667.
%RSD	1.8303	.56811	.19881	.19876	.17492	.36923	.37869
Check ?	Chk Pass	Chk Pass	Chk Pass	Chk Pass	Chk Pass	Chk Pass	Chk Pass
High Limit							
Low Limit							

Elem	Cd2288	Co2286	Cr2677	Cu3273	Fe2599	K_7664	Li6707
IS Ref	(Y_2243)	(In2306)	(Y_3600)	(Y_3600)	(Y_3710)	(Y_3710)	(Y_3710)
Units	ppb	ppb	ppb	ppb	ppb	ppb	ppb
Avg	51.22	506.06	196.85	260.19	5069.8	54932.	1107.0
Stddev	.20	1.23	.51	.98	18.6	228.	4.8
%RSD	.3816	.24378	.26121	.37592	.36750	.41429	.43024
Check ?	Chk Pass	Chk Pass	Chk Pass	Chk Pass	Chk Pass	Chk Pass	Chk Pass
High Limit							
Low Limit							

Elem	Mg2790	Mn2576	Mo2020	Na5895	Ni2316	Pb2203	Sb2175
IS Ref	(Y_3710)	(Y_3600)	(Y_2243)	(Y_3710)	(In2306)	(Y_2243)	(Y_2243)
Units	ppb	ppb	ppb	ppb	ppb	ppb	ppb
Avg	126070.	529.40	1003.6	128410.	512.72	481.15	521.4
Stddev	413.	1.45	4.9	276.	.87	3.07	5.8
%RSD	.32742	.27465	.48389	.21517	.17054	.63750	1.119
Check ?	Chk Pass	Chk Pass	Chk Pass	Chk Pass	Chk Pass	Chk Pass	Chk Pass
High Limit							
Low Limit							

PDF created with pdfFactory Pro trial version www.pdffactory.com

Sample Name: PDS 240-67574-f-1-a Acquired: 7/28/2016 17:15:11 Type: Unk
Method: ICP I9 Method 200.7-6010(v139) Mode: CONC Corr. Factor: 1.000000
User: analyst Custom ID1: Custom ID2: Custom ID3:
Comment:

Elem	Se1960	Sn1899	Ti3372	Tl1908	V_2908	Zn2062	Si2516
IS Ref	(Y_2243)	(In2306)	(Y_3600)	(In2306)	(Y_3710)	(In2306)	(Y_3710)
Units	ppb	ppb	ppb	ppb	ppb	ppb	ppb
Avg	2108.8	2073.9	999.80	1992.8	502.86	520.93	14385.
Stddev	5.2	6.4	1.96	6.0	.57	2.33	63.
%RSD	.24431	.30653	.19611	.29932	.11314	.44804	.43502
Check ?	Chk Pass	Chk Pass	Chk Pass	Chk Pass	Chk Pass	Chk Pass	Chk Pass
High Limit							
Low Limit							

Elem	Sr3464
IS Ref	(Y_3710)
Units	ppb
Avg	1714.8
Stddev	10.6
%RSD	.61609
Check ?	Chk Pass
High Limit	
Low Limit	

Int. Std.	In2306	Y_2243	Y_3600	Y_3710
Units	Cts/S	Cts/S	Cts/S	Cts/S
Avg	4905.2	4047.2	55902.	7769.3
Stddev	8.1	6.9	156.	48.2
%RSD	.16614	.17111	.27993	.62041
Check ?	Chk Pass	Chk Pass	Chk Pass	Chk Pass
Value	83.576%	91.266%	90.125%	94.346%
Range				

PDF created with pdfFactory Pro trial version www.pdffactory.com

Sample Name: 240-67558-a-1-a Acquired: 7/28/2016 17:18:51 Type: Unk
Method: ICP I9 Method 200.7-6010(v139) Mode: CONC Corr. Factor: 1.000000
User: analyst Custom ID1: Custom ID2: Custom ID3:
Comment:

Elem	Ag3280	Al3082	As1890	B_1826	Ba4554	Be3130	Ca3179	Cd2288
IS Ref	(Y_3600)	(Y_3710)	(Y_2243)	(Y_2243)	(Y_3710)	(Y_3710)	(Y_3710)	(Y_2243)
Units	ppb	ppb	ppb	ppb	ppb	ppb	ppb	ppb
Avg	-.62733	392.68	9.3304	108.95	42.216	.20957	42583.	.0675
Stddev	.35653	7.89	.8031	.86	.448	.03164	245.	.1769
%RSD	56.834	2.0094	8.6069	.79307	1.0602	15.100	.57453	262.2
Check ?	Chk Pass	Chk Pass	Chk Pass	Chk Pass	Chk Pass	Chk Pass	Chk Pass	Chk Pass
High Limit								
Low Limit								

Elem	Co2286	Cr2677	Cu3273	Fe2599	K_7664	Li6707	Mg2790	Mn2576
IS Ref	(In2306)	(Y_3600)	(Y_3600)	(Y_3710)	(Y_3710)	(Y_3710)	(Y_3710)	(Y_3600)
Units	ppb	ppb	ppb	ppb	ppb	ppb	ppb	ppb
Avg	1.4790	9.7584	11.226	983.56	2576.5	40.521	11914.	67.190
Stddev	.1094	.0478	.329	9.69	29.5	.699	106.	.204
%RSD	7.3983	.48988	2.9343	.98505	1.1442	1.7253	.89003	.30301
Check ?	Chk Pass	Chk Pass	Chk Pass	Chk Pass	Chk Pass	Chk Pass	Chk Pass	Chk Pass
High Limit								
Low Limit								

Elem	Mo2020	Na5895	Ni2316	Pb2203	Sb2175	Se1960	Sn1899	Ti3372
IS Ref	(Y_2243)	(Y_3710)	(In2306)	(Y_2243)	(Y_2243)	(Y_2243)	(In2306)	(Y_3600)
Units	ppb	ppb	ppb	ppb	ppb	ppb	ppb	ppb
Avg	8.8758	34212.	17.181	3.8031	1.423	11.429	.68061	16.592
Stddev	.1687	153.	.260	1.5109	.526	1.131	.53718	.389
%RSD	1.9002	.44846	1.5147	39.727	36.93	9.9002	78.926	2.3424
Check ?	Chk Pass	Chk Pass	Chk Pass	Chk Pass	Chk Pass	Chk Pass	Chk Pass	Chk Pass
High Limit								
Low Limit								

PDF created with pdfFactory Pro trial version www.pdffactory.com

Sample Name: 240-67558-a-1-a Acquired: 7/28/2016 17:18:51 Type: Unk
Method: ICP I9 Method 200.7-6010(v139) Mode: CONC Corr. Factor: 1.000000
User: analyst Custom ID1: Custom ID2: Custom ID3:
Comment:

Elem	Tl1908	V_2908	Zn2062	Si2516	Sr3464
IS Ref	(In2306)	(Y_3710)	(In2306)	(Y_3710)	(Y_3710)
Units	ppb	ppb	ppb	ppb	ppb
Avg	1.3027	-.25482	57.769	2559.7	143.14
Stddev	.9308	1.2480	.354	32.3	1.89
%RSD	71.454	489.74	.61256	1.2614	1.3236
Check ?	Chk Pass	Chk Pass	Chk Pass	Chk Pass	Chk Pass
High Limit					
Low Limit					

Int. Std.	In2306	Y_2243	Y_3600	Y_3710
Units	Cts/S	Cts/S	Cts/S	Cts/S
Avg	5506.7	4278.1	58988.	7836.7
Stddev	2.7	4.1	83.	48.8
%RSD	.04905	.09590	.14117	.62285
Check ?	Chk Pass	Chk Pass	Chk Pass	Chk Pass
Value	93.826%	96.473%	95.100%	95.164%
Range				

PDF created with pdfFactory Pro trial version www.pdffactory.com

Sample Name: 240-67564-c-2-a Acquired: 7/28/2016 17:22:53 Type: Unk
Method: ICP I9 Method 200.7-6010(v139) Mode: CONC Corr. Factor: 1.000000
User: analyst Custom ID1: Custom ID2: Custom ID3:
Comment:

Elem	Ag3280	Al3082	As1890	B_1826	Ba4554	Be3130	Ca3179
IS Ref	(Y_3600)	(Y_3710)	(Y_2243)	(Y_2243)	(Y_3710)	(Y_3710)	(Y_3710)
Units	ppb	ppb	ppb	ppb	ppb	ppb	ppb
Avg	-.32524	211.01	.72670	136.09	72.793	.01628	128550.
Stddev	.07956	10.93	2.0376	1.26	.505	.05174	435.
%RSD	24.462	5.1781	280.39	.92554	.69396	317.85	.33839
Check ?	Chk Pass	Chk Pass	Chk Pass	Chk Pass	Chk Pass	Chk Pass	Chk Pass
High Limit							
Low Limit							

Elem	Cd2288	Co2286	Cr2677	Cu3273	Fe2599	K_7664	Li6707
IS Ref	(Y_2243)	(In2306)	(Y_3600)	(Y_3600)	(Y_3710)	(Y_3710)	(Y_3710)
Units	ppb	ppb	ppb	ppb	ppb	ppb	ppb
Avg	-.0791	.30972	3.5159	11.757	616.53	5873.6	57.122
Stddev	.1766	.30702	.2270	1.083	4.61	24.6	.898
%RSD	223.2	99.128	6.4567	9.2109	.74698	.41917	1.5722
Check ?	Chk Pass	Chk Pass	Chk Pass	Chk Pass	Chk Pass	Chk Pass	Chk Pass
High Limit							
Low Limit							

Elem	Mg2790	Mn2576	Mo2020	Na5895	Ni2316	Pb2203	Sb2175
IS Ref	(Y_3710)	(Y_3600)	(Y_2243)	(Y_3710)	(In2306)	(Y_2243)	(Y_2243)
Units	ppb	ppb	ppb	ppb	ppb	ppb	ppb
Avg	37205.	262.31	104.37	89860.	18.308	7.1338	2.451
Stddev	249.	1.27	1.05	325.	.294	.7210	2.317
%RSD	.66820	.48306	1.0059	.36170	1.6061	10.107	94.51
Check ?	Chk Pass	Chk Pass	Chk Pass	Chk Pass	Chk Pass	Chk Pass	Chk Pass
High Limit							
Low Limit							

PDF created with pdfFactory Pro trial version www.pdffactory.com

Sample Name: 240-67564-c-2-a Acquired: 7/28/2016 17:22:53 Type: Unk
Method: ICP I9 Method 200.7-6010(v139) Mode: CONC Corr. Factor: 1.000000
User: analyst Custom ID1: Custom ID2: Custom ID3:
Comment:

Elem	Se1960	Sn1899	Ti3372	Tl1908	V_2908	Zn2062	Si2516
IS Ref	(Y_2243)	(In2306)	(Y_3600)	(In2306)	(Y_3710)	(In2306)	(Y_3710)
Units	ppb	ppb	ppb	ppb	ppb	ppb	ppb
Avg	5.3717	1.4357	.30645	2.4751	-1.7097	85.924	5978.5
Stddev	1.1128	.5014	.19864	1.7426	2.0475	.682	26.8
%RSD	20.715	34.922	64.818	70.403	119.76	.79388	.44758
Check ?	Chk Pass	Chk Pass	Chk Pass	Chk Pass	Chk Pass	Chk Pass	Chk Pass
High Limit							
Low Limit							

Elem	Sr3464
IS Ref	(Y_3710)
Units	ppb
Avg	191.61
Stddev	2.69
%RSD	1.4014
Check ?	Chk Pass
High Limit	
Low Limit	

Int. Std.	In2306	Y_2243	Y_3600	Y_3710
Units	Cts/S	Cts/S	Cts/S	Cts/S
Avg	5196.4	4141.6	56964.	7797.3
Stddev	5.1	3.7	232.	34.2
%RSD	.09764	.08835	.40785	.43919
Check ?	Chk Pass	Chk Pass	Chk Pass	Chk Pass
Value	88.538%	93.394%	91.836%	94.686%
Range				

PDF created with pdfFactory Pro trial version www.pdffactory.com

Sample Name: 240-67567-b-1-a Acquired: 7/28/2016 17:26:54 Type: Unk
Method: ICP I9 Method 200.7-6010(v139) Mode: CONC Corr. Factor: 1.000000
User: analyst Custom ID1: Custom ID2: Custom ID3:
Comment:

Elem	Ag3280	Al3082	As1890	B_1826	Ba4554	Be3130	Ca3179	Cd2288
IS Ref	(Y_3600)	(Y_3710)	(Y_2243)	(Y_2243)	(Y_3710)	(Y_3710)	(Y_3710)	(Y_2243)
Units	ppb	ppb	ppb	ppb	ppb	ppb	ppb	ppb
Avg	-.62762	5660.1	4.7609	38.738	79.128	.27572	36692.	.1389
Stddev	.21099	28.3	.2954	.644	.197	.07601	171.	.0539
%RSD	33.618	.50061	6.2052	1.6637	.24900	27.569	.46577	38.84
Check ?	Chk Pass	Chk Pass	Chk Pass	Chk Pass	Chk Pass	Chk Pass	Chk Pass	Chk Pass
High Limit								
Low Limit								

Elem	Co2286	Cr2677	Cu3273	Fe2599	K_7664	Li6707	Mg2790	Mn2576
IS Ref	(In2306)	(Y_3600)	(Y_3600)	(Y_3710)	(Y_3710)	(Y_3710)	(Y_3710)	(Y_3600)
Units	ppb	ppb	ppb	ppb	ppb	ppb	ppb	ppb
Avg	2.3303	9.3257	20.498	5620.8	21012.	21.372	5814.0	219.60
Stddev	.0592	.1415	.719	9.6	54.	1.202	12.5	.32
%RSD	2.5387	1.5174	3.5096	.17036	.25843	5.6233	.21457	.14688
Check ?	Chk Pass	Chk Pass	Chk Pass	Chk Pass	Chk Pass	Chk Pass	Chk Pass	Chk Pass
High Limit								
Low Limit								

Elem	Mo2020	Na5895	Ni2316	Pb2203	Sb2175	Se1960	Sn1899	Ti3372
IS Ref	(Y_2243)	(Y_3710)	(In2306)	(Y_2243)	(Y_2243)	(Y_2243)	(In2306)	(Y_3600)
Units	ppb	ppb	ppb	ppb	ppb	ppb	ppb	ppb
Avg	1.0229	2524.4	8.2735	13.850	.7824	.62417	.60663	185.59
Stddev	.3102	16.6	.2550	.447	.7183	1.1544	.25887	.71
%RSD	30.327	.65736	3.0820	3.2264	91.81	184.95	42.673	.38297
Check ?	Chk Pass	Chk Pass	Chk Pass	Chk Pass	Chk Pass	Chk Pass	Chk Pass	Chk Pass
High Limit								
Low Limit								

PDF created with pdfFactory Pro trial version www.pdffactory.com

Sample Name: 240-67567-b-1-a Acquired: 7/28/2016 17:26:54 Type: Unk
Method: ICP I9 Method 200.7-6010(v139) Mode: CONC Corr. Factor: 1.000000
User: analyst Custom ID1: Custom ID2: Custom ID3:
Comment:

Elem	Tl1908	V_2908	Zn2062	Si2516	Sr3464
IS Ref	(In2306)	(Y_3710)	(In2306)	(Y_3710)	(Y_3710)
Units	ppb	ppb	ppb	ppb	ppb
Avg	2.1791	12.768	45.187	15296.	68.185
Stddev	.6209	2.487	.474	69.	3.823
%RSD	28.492	19.479	1.0499	.44901	5.6074
Check ?	Chk Pass	Chk Pass	Chk Pass	Chk Pass	Chk Pass
High Limit					
Low Limit					

Int. Std.	In2306	Y_2243	Y_3600	Y_3710
Units	Cts/S	Cts/S	Cts/S	Cts/S
Avg	5581.5	4349.0	60256.	7967.9
Stddev	8.5	4.0	210.	45.5
%RSD	.15270	.09283	.34771	.57047
Check ?	Chk Pass	Chk Pass	Chk Pass	Chk Pass
Value	95.099%	98.072%	97.144%	96.758%
Range				

PDF created with pdfFactory Pro trial version www.pdffactory.com

Sample Name: 240-67567-b-2-a Acquired: 7/28/2016 17:30:56 Type: Unk
Method: ICP I9 Method 200.7-6010(v139) Mode: CONC Corr. Factor: 1.000000
User: analyst Custom ID1: Custom ID2: Custom ID3:
Comment:

Elem	Ag3280	Al3082	As1890	B_1826	Ba4554	Be3130	Ca3179	Cd2288
IS Ref	(Y_3600)	(Y_3710)	(Y_2243)	(Y_2243)	(Y_3710)	(Y_3710)	(Y_3710)	(Y_2243)
Units	ppb	ppb	ppb	ppb	ppb	ppb	ppb	ppb
Avg	-.90226	10043.	6.6674	52.493	135.78	.28326	35364.	.3643
Stddev	.52203	10.	1.5194	.207	.53	.02151	145.	.0368
%RSD	57.858	.10348	22.789	.39464	.38938	7.5956	.40921	10.09
Check ?	Chk Pass	Chk Pass	Chk Pass	Chk Pass	Chk Pass	Chk Pass	Chk Pass	Chk Pass
High Limit								
Low Limit								

Elem	Co2286	Cr2677	Cu3273	Fe2599	K_7664	Li6707	Mg2790	Mn2576
IS Ref	(In2306)	(Y_3600)	(Y_3600)	(Y_3710)	(Y_3710)	(Y_3710)	(Y_3710)	(Y_3600)
Units	ppb	ppb	ppb	ppb	ppb	ppb	ppb	ppb
Avg	4.2660	15.838	30.562	10336.	55459.	32.780	9016.3	366.99
Stddev	.3315	.458	.942	25.	166.	1.311	16.5	.90
%RSD	7.7716	2.8942	3.0816	.24302	.29857	3.9984	.18354	.24513
Check ?	Chk Pass	Chk Pass	Chk Pass	Chk Pass	Chk Pass	Chk Pass	Chk Pass	Chk Pass
High Limit								
Low Limit								

Elem	Mo2020	Na5895	Ni2316	Pb2203	Sb2175	Se1960	Sn1899	Ti3372
IS Ref	(Y_2243)	(Y_3710)	(In2306)	(Y_2243)	(Y_2243)	(Y_2243)	(In2306)	(Y_3600)
Units	ppb	ppb	ppb	ppb	ppb	ppb	ppb	ppb
Avg	1.3557	4112.0	14.662	22.359	-.9124	1.0704	1.8885	269.27
Stddev	.3628	8.9	.438	1.219	2.799	.7717	.0935	1.09
%RSD	26.757	.21654	2.9859	5.4501	306.7	72.094	4.9531	.40621
Check ?	Chk Pass	Chk Pass	Chk Pass	Chk Pass	Chk Pass	Chk Pass	Chk Pass	Chk Pass
High Limit								
Low Limit								

PDF created with pdfFactory Pro trial version www.pdffactory.com

Sample Name: 240-67567-b-2-a Acquired: 7/28/2016 17:30:56 Type: Unk
Method: ICP I9 Method 200.7-6010(v139) Mode: CONC Corr. Factor: 1.000000
User: analyst Custom ID1: Custom ID2: Custom ID3:
Comment:

Elem	Tl1908	V_2908	Zn2062	Si2516	Sr3464
IS Ref	(In2306)	(Y_3710)	(In2306)	(Y_3710)	(Y_3710)
Units	ppb	ppb	ppb	ppb	ppb
Avg	2.2098	26.383	95.256	24811.	79.954
Stddev	.8929	3.636	1.083	96.	3.939
%RSD	40.403	13.780	1.1364	.38576	4.9260
Check ?	Chk Pass	Chk Pass	Chk Pass	Chk Pass	Chk Pass
High Limit					
Low Limit					

Int. Std.	In2306	Y_2243	Y_3600	Y_3710
Units	Cts/S	Cts/S	Cts/S	Cts/S
Avg	5460.5	4336.7	59683.	7976.5
Stddev	11.7	4.4	10.	15.5
%RSD	.21347	.10120	.01753	.19450
Check ?	Chk Pass	Chk Pass	Chk Pass	Chk Pass
Value	93.038%	97.795%	96.220%	96.862%
Range				

PDF created with pdfFactory Pro trial version www.pdffactory.com

Sample Name: 240-67567-b-3-a Acquired: 7/28/2016 17:34:57 Type: Unk
Method: ICP I9 Method 200.7-6010(v139) Mode: CONC Corr. Factor: 1.000000
User: analyst Custom ID1: Custom ID2: Custom ID3:
Comment:

Elem	Ag3280	Al3082	As1890	B_1826	Ba4554	Be3130	Ca3179	Cd2288
IS Ref	(Y_3600)	(Y_3710)	(Y_2243)	(Y_2243)	(Y_3710)	(Y_3710)	(Y_3710)	(Y_2243)
Units	ppb	ppb	ppb	ppb	ppb	ppb	ppb	ppb
Avg	-.43215	8653.7	4.3528	71.234	94.530	.27550	41096.	.1765
Stddev	.13023	48.7	1.2932	.168	.308	.07213	186.	.1130
%RSD	30.136	.56231	29.709	.23631	.32608	26.181	.45373	64.00
Check ?	Chk Pass	Chk Pass	Chk Pass	Chk Pass	Chk Pass	Chk Pass	Chk Pass	Chk Pass
High Limit								
Low Limit								

Elem	Co2286	Cr2677	Cu3273	Fe2599	K_7664	Li6707	Mg2790	Mn2576
IS Ref	(In2306)	(Y_3600)	(Y_3600)	(Y_3710)	(Y_3710)	(Y_3710)	(Y_3710)	(Y_3600)
Units	ppb	ppb	ppb	ppb	ppb	ppb	ppb	ppb
Avg	3.7748	15.525	28.180	9365.8	5298.4	22.175	8569.9	379.97
Stddev	.1687	.107	.255	12.1	44.4	1.640	16.5	.45
%RSD	4.4702	.68711	.90561	.12942	.83843	7.3947	.19198	.11727
Check ?	Chk Pass	Chk Pass	Chk Pass	Chk Pass	Chk Pass	Chk Pass	Chk Pass	Chk Pass
High Limit								
Low Limit								

Elem	Mo2020	Na5895	Ni2316	Pb2203	Sb2175	Se1960	Sn1899	Ti3372
IS Ref	(Y_2243)	(Y_3710)	(In2306)	(Y_2243)	(Y_2243)	(Y_2243)	(In2306)	(Y_3600)
Units	ppb	ppb	ppb	ppb	ppb	ppb	ppb	ppb
Avg	.68009	5685.7	13.262	21.970	-.1524	.67788	1.0561	313.22
Stddev	.09837	14.1	.032	1.066	2.255	2.1425	.4451	.12
%RSD	14.464	.24748	.23844	4.8501	1480.	316.07	42.146	.03820
Check ?	Chk Pass	Chk Pass	Chk Pass	Chk Pass	Chk Pass	Chk Pass	Chk Pass	Chk Pass
High Limit								
Low Limit								

PDF created with pdfFactory Pro trial version www.pdffactory.com

Sample Name: 240-67567-b-3-a Acquired: 7/28/2016 17:34:57 Type: Unk
Method: ICP I9 Method 200.7-6010(v139) Mode: CONC Corr. Factor: 1.000000
User: analyst Custom ID1: Custom ID2: Custom ID3:
Comment:

Elem	Tl1908	V_2908	Zn2062	Si2516	Sr3464
IS Ref	(In2306)	(Y_3710)	(In2306)	(Y_3710)	(Y_3710)
Units	ppb	ppb	ppb	ppb	ppb
Avg	1.1256	24.514	80.495	20747.	74.913
Stddev	.4478	1.923	.803	137.	5.721
%RSD	39.784	7.8426	.99706	.66037	7.6375
Check ?	Chk Pass	Chk Pass	Chk Pass	Chk Pass	Chk Pass
High Limit					
Low Limit					

Int. Std.	In2306	Y_2243	Y_3600	Y_3710
Units	Cts/S	Cts/S	Cts/S	Cts/S
Avg	5716.5	4447.0	61097.	7994.4
Stddev	10.7	4.5	879.	14.9
%RSD	.18638	.10110	1.4386	.18692
Check ?	Chk Pass	Chk Pass	Chk Pass	Chk Pass
Value	97.399%	100.28%	98.500%	97.080%
Range				

PDF created with pdfFactory Pro trial version www.pdffactory.com

Sample Name: 240-67588-k-1-a Acquired: 7/28/2016 17:38:58 Type: Unk
Method: ICP I9 Method 200.7-6010(v139) Mode: CONC Corr. Factor: 1.000000
User: analyst Custom ID1: Custom ID2: Custom ID3:
Comment:

Elem	Ag3280	Al3082	As1890	B_1826	Ba4554	Be3130	Ca3179	Cd2288
IS Ref	(Y_3600)	(Y_3710)	(Y_2243)	(Y_2243)	(Y_3710)	(Y_3710)	(Y_3710)	(Y_2243)
Units	ppb	ppb	ppb	ppb	ppb	ppb	ppb	ppb
Avg	-.55985	8.7636	1.6586	12.842	279.20	1.1717	7657.9	-.0420
Stddev	.38275	17.440	3.6107	.289	.49	.0644	39.7	.1419
%RSD	68.368	199.00	217.69	2.2528	.17463	5.4950	.51899	337.8
Check ?	Chk Pass	Chk Pass	Chk Pass	Chk Pass	Chk Pass	Chk Pass	Chk Pass	Chk Pass
High Limit								
Low Limit								

Elem	Co2286	Cr2677	Cu3273	Fe2599	K_7664	Li6707	Mg2790	Mn2576
IS Ref	(In2306)	(Y_3600)	(Y_3600)	(Y_3710)	(Y_3710)	(Y_3710)	(Y_3710)	(Y_3600)
Units	ppb	ppb	ppb	ppb	ppb	ppb	ppb	ppb
Avg	23.941	.27105	.35750	3616.0	1882.6	29.386	2463.2	921.32
Stddev	.138	.04379	.30197	7.9	9.0	3.095	40.7	1.09
%RSD	.57642	16.155	84.466	.21946	.47768	10.534	1.6537	.11810
Check ?	Chk Pass	Chk Pass	Chk Pass	Chk Pass	Chk Pass	Chk Pass	Chk Pass	Chk Pass
High Limit								
Low Limit								

Elem	Mo2020	Na5895	Ni2316	Pb2203	Sb2175	Se1960	Sn1899	Ti3372
IS Ref	(Y_2243)	(Y_3710)	(In2306)	(Y_2243)	(Y_2243)	(Y_2243)	(In2306)	(Y_3600)
Units	ppb	ppb	ppb	ppb	ppb	ppb	ppb	ppb
Avg	-.72523	6928.0	2.2495	.63692	-.7992	-.64426	.10781	.24077
Stddev	.20034	19.3	.5501	.65951	.6530	2.2084	.28088	.14828
%RSD	27.625	.27927	24.456	103.55	81.71	342.78	260.53	61.585
Check ?	Chk Pass	Chk Pass	Chk Pass	Chk Pass	Chk Pass	Chk Pass	Chk Pass	Chk Pass
High Limit								
Low Limit								

PDF created with pdfFactory Pro trial version www.pdffactory.com

Sample Name: 240-67588-k-1-a Acquired: 7/28/2016 17:38:58 Type: Unk
Method: ICP I9 Method 200.7-6010(v139) Mode: CONC Corr. Factor: 1.000000
User: analyst Custom ID1: Custom ID2: Custom ID3:
Comment:

Elem	Tl1908	V_2908	Zn2062	Si2516	Sr3464
IS Ref	(In2306)	(Y_3710)	(In2306)	(Y_3710)	(Y_3710)
Units	ppb	ppb	ppb	ppb	ppb
Avg	3.3671	-1.3174	7.7770	10559.	119.65
Stddev	.8794	1.0352	.0683	344.	2.09
%RSD	26.119	78.580	.87879	3.2610	1.7505
Check ?	Chk Pass	Chk Pass	Chk Pass	Chk Pass	Chk Pass
High Limit					
Low Limit					

Int. Std.	In2306	Y_2243	Y_3600	Y_3710
Units	Cts/S	Cts/S	Cts/S	Cts/S
Avg	5869.8	4448.2	62214.	8273.0
Stddev	3.8	2.2	85.	39.3
%RSD	.06516	.04998	.13585	.47490
Check ?	Chk Pass	Chk Pass	Chk Pass	Chk Pass
Value	100.01%	100.31%	100.30%	100.46%
Range				

PDF created with pdfFactory Pro trial version www.pdffactory.com

Sample Name: 240-67588-l-1-a Acquired: 7/28/2016 17:43:00 Type: Unk
Method: ICP I9 Method 200.7-6010(v139) Mode: CONC Corr. Factor: 1.000000
User: analyst Custom ID1: Custom ID2: Custom ID3:
Comment:

Elem	Ag3280	Al3082	As1890	B_1826	Ba4554	Be3130	Ca3179	Cd2288
IS Ref	(Y_3600)	(Y_3710)	(Y_2243)	(Y_2243)	(Y_3710)	(Y_3710)	(Y_3710)	(Y_2243)
Units	ppb	ppb	ppb	ppb	ppb	ppb	ppb	ppb
Avg	-.52391	2.0665	1.0556	13.904	282.81	1.0876	7898.0	.0528
Stddev	.48805	20.679	1.3110	.249	.74	.0180	30.4	.0430
%RSD	93.157	1000.6	124.20	1.7909	.26240	1.6561	.38435	81.40
Check ?	Chk Pass	Chk Pass	Chk Pass	Chk Pass	Chk Pass	Chk Pass	Chk Pass	Chk Pass
High Limit								
Low Limit								

Elem	Co2286	Cr2677	Cu3273	Fe2599	K_7664	Li6707	Mg2790	Mn2576
IS Ref	(In2306)	(Y_3600)	(Y_3600)	(Y_3710)	(Y_3710)	(Y_3710)	(Y_3710)	(Y_3600)
Units	ppb	ppb	ppb	ppb	ppb	ppb	ppb	ppb
Avg	24.485	.14319	.64125	4107.5	1911.3	26.756	2561.7	923.55
Stddev	.229	.18563	.36928	4.6	22.3	.224	11.7	2.83
%RSD	.93376	129.64	57.588	.11153	1.1656	.83561	.45501	.30612
Check ?	Chk Pass	Chk Pass	Chk Pass	Chk Pass	Chk Pass	Chk Pass	Chk Pass	Chk Pass
High Limit								
Low Limit								

Elem	Mo2020	Na5895	Ni2316	Pb2203	Sb2175	Se1960	Sn1899	Ti3372
IS Ref	(Y_2243)	(Y_3710)	(In2306)	(Y_2243)	(Y_2243)	(Y_2243)	(In2306)	(Y_3600)
Units	ppb	ppb	ppb	ppb	ppb	ppb	ppb	ppb
Avg	-.55472	6875.5	2.0060	.02490	-2.052	-.90840	1.9875	.23403
Stddev	.27830	14.2	.0760	.79367	1.192	2.3637	.2689	.02256
%RSD	50.169	.20582	3.7903	3187.2	58.10	260.21	13.530	9.6411
Check ?	Chk Pass	Chk Pass	Chk Pass	Chk Pass	Chk Pass	Chk Pass	Chk Pass	Chk Pass
High Limit								
Low Limit								

PDF created with pdfFactory Pro trial version www.pdffactory.com

Sample Name: 240-67588-l-1-a Acquired: 7/28/2016 17:43:00 Type: Unk
Method: ICP I9 Method 200.7-6010(v139) Mode: CONC Corr. Factor: 1.000000
User: analyst Custom ID1: Custom ID2: Custom ID3:
Comment:

Elem	Tl1908	V_2908	Zn2062	Si2516	Sr3464
IS Ref	(In2306)	(Y_3710)	(In2306)	(Y_3710)	(Y_3710)
Units	ppb	ppb	ppb	ppb	ppb
Avg	2.9180	-2.0455	9.4257	9997.1	121.47
Stddev	.7696	1.1179	.3215	481.2	5.60
%RSD	26.374	54.653	3.4111	4.8131	4.6068
Check ?	Chk Pass	Chk Pass	Chk Pass	Chk Pass	Chk Pass
High Limit					
Low Limit					

Int. Std.	In2306	Y_2243	Y_3600	Y_3710
Units	Cts/S	Cts/S	Cts/S	Cts/S
Avg	5866.3	4449.9	62132.	8222.6
Stddev	13.3	12.1	165.	42.7
%RSD	.22587	.27200	.26606	.51884
Check ?	Chk Pass	Chk Pass	Chk Pass	Chk Pass
Value	99.951%	100.35%	100.17%	99.850%
Range				

PDF created with pdfFactory Pro trial version www.pdffactory.com

Sample Name: 240-67588-k-2-a Acquired: 7/28/2016 17:47:03 Type: Unk
Method: ICP I9 Method 200.7-6010(v139) Mode: CONC Corr. Factor: 1.000000
User: analyst Custom ID1: Custom ID2: Custom ID3:
Comment:

Elem	Ag3280	Al3082	As1890	B_1826	Ba4554	Be3130	Ca3179	Cd2288
IS Ref	(Y_3600)	(Y_3710)	(Y_2243)	(Y_2243)	(Y_3710)	(Y_3710)	(Y_3710)	(Y_2243)
Units	ppb	ppb	ppb	ppb	ppb	ppb	ppb	ppb
Avg	-.33280	6.3299	.56405	8.0480	55.884	.95891	1430.0	-.0424
Stddev	.20003	18.152	.29320	.3449	.122	.05217	5.8	.0380
%RSD	60.107	286.77	51.982	4.2853	.21781	5.4401	.40834	89.66
Check ?	Chk Pass	Chk Pass	Chk Pass	Chk Pass	Chk Pass	Chk Pass	Chk Pass	Chk Pass
High Limit								
Low Limit								

Elem	Co2286	Cr2677	Cu3273	Fe2599	K_7664	Li6707	Mg2790	Mn2576
IS Ref	(In2306)	(Y_3600)	(Y_3600)	(Y_3710)	(Y_3710)	(Y_3710)	(Y_3710)	(Y_3600)
Units	ppb	ppb	ppb	ppb	ppb	ppb	ppb	ppb
Avg	1.9457	-.05040	-.05794	5.2099	2646.0	20.096	417.54	33.298
Stddev	.0369	.12305	.36650	.4147	31.0	1.518	15.45	.070
%RSD	1.8944	244.14	632.50	7.9601	1.1714	7.5552	3.7005	.21005
Check ?	Chk Pass	Chk Pass	Chk Pass	Chk Pass	Chk Pass	Chk Pass	Chk Pass	Chk Pass
High Limit								
Low Limit								

Elem	Mo2020	Na5895	Ni2316	Pb2203	Sb2175	Se1960	Sn1899	Ti3372
IS Ref	(Y_2243)	(Y_3710)	(In2306)	(Y_2243)	(Y_2243)	(Y_2243)	(In2306)	(Y_3600)
Units	ppb	ppb	ppb	ppb	ppb	ppb	ppb	ppb
Avg	-1.1868	6336.9	.07783	-.01243	-1.061	2.1655	-.37664	-.03689
Stddev	.0646	25.1	.19825	.47932	.469	.6605	.20930	.08432
%RSD	5.4440	.39598	254.71	3856.7	44.22	30.499	55.571	228.54
Check ?	Chk Pass	Chk Pass	Chk Pass	Chk Pass	Chk Pass	Chk Pass	Chk Pass	Chk Pass
High Limit								
Low Limit								

PDF created with pdfFactory Pro trial version www.pdffactory.com

Sample Name: 240-67588-k-2-a Acquired: 7/28/2016 17:47:03 Type: Unk
Method: ICP I9 Method 200.7-6010(v139) Mode: CONC Corr. Factor: 1.000000
User: analyst Custom ID1: Custom ID2: Custom ID3:
Comment:

Elem	Tl1908	V_2908	Zn2062	Si2516	Sr3464
IS Ref	(In2306)	(Y_3710)	(In2306)	(Y_3710)	(Y_3710)
Units	ppb	ppb	ppb	ppb	ppb
Avg	-.53610	-1.2529	.34849	6412.3	23.301
Stddev	.99454	1.8452	.06150	30.0	2.635
%RSD	185.51	147.28	17.647	.46747	11.309
Check ?	Chk Pass	Chk Pass	Chk Pass	Chk Pass	Chk Pass
High Limit					
Low Limit					

Int. Std.	In2306	Y_2243	Y_3600	Y_3710
Units	Cts/S	Cts/S	Cts/S	Cts/S
Avg	5929.3	4466.0	62395.	8251.9
Stddev	14.4	11.1	286.	6.1
%RSD	.24279	.24825	.45853	.07383
Check ?	Chk Pass	Chk Pass	Chk Pass	Chk Pass
Value	101.03%	100.71%	100.59%	100.21%
Range				

PDF created with pdfFactory Pro trial version www.pdffactory.com

Sample Name: 240-67588-l-2-a Acquired: 7/28/2016 17:51:09 Type: Unk
Method: ICP I9 Method 200.7-6010(v139) Mode: CONC Corr. Factor: 1.000000
User: analyst Custom ID1: Custom ID2: Custom ID3:
Comment:

Elem	Ag3280	Al3082	As1890	B_1826	Ba4554	Be3130	Ca3179	Cd2288
IS Ref	(Y_3600)	(Y_3710)	(Y_2243)	(Y_2243)	(Y_3710)	(Y_3710)	(Y_3710)	(Y_2243)
Units	ppb	ppb	ppb	ppb	ppb	ppb	ppb	ppb
Avg	-.05473	20.379	-1.0338	6.8361	56.613	.92229	1469.5	-.0386
Stddev	.09291	24.730	1.6297	.1839	.109	.03484	7.2	.0642
%RSD	169.75	121.35	157.64	2.6906	.19254	3.7774	.48684	166.4
Check ?	Chk Pass	Chk Pass	Chk Pass	Chk Pass	Chk Pass	Chk Pass	Chk Pass	Chk Pass
High Limit								
Low Limit								

Elem	Co2286	Cr2677	Cu3273	Fe2599	K_7664	Li6707	Mg2790	Mn2576
IS Ref	(In2306)	(Y_3600)	(Y_3600)	(Y_3710)	(Y_3710)	(Y_3710)	(Y_3710)	(Y_3600)
Units	ppb	ppb	ppb	ppb	ppb	ppb	ppb	ppb
Avg	1.7289	.02784	.31700	1.0605	2623.3	21.717	420.79	33.558
Stddev	.1476	.08163	.40574	1.6914	36.1	.592	25.68	.210
%RSD	8.5382	293.23	128.00	159.49	1.3752	2.7255	6.1024	.62721
Check ?	Chk Pass	Chk Pass	Chk Pass	Chk Pass	Chk Pass	Chk Pass	Chk Pass	Chk Pass
High Limit								
Low Limit								

Elem	Mo2020	Na5895	Ni2316	Pb2203	Sb2175	Se1960	Sn1899	Ti3372
IS Ref	(Y_2243)	(Y_3710)	(In2306)	(Y_2243)	(Y_2243)	(Y_2243)	(In2306)	(Y_3600)
Units	ppb	ppb	ppb	ppb	ppb	ppb	ppb	ppb
Avg	-1.0218	6319.2	-.12349	-.45514	-.1634	.73163	-.58834	.06101
Stddev	.2633	29.4	.34394	.83911	1.301	2.5737	.23351	.17997
%RSD	25.770	.46546	278.51	184.36	795.8	351.78	39.691	294.97
Check ?	Chk Pass	Chk Pass	Chk Pass	Chk Pass	Chk Pass	Chk Pass	Chk Pass	Chk Pass
High Limit								
Low Limit								

PDF created with pdfFactory Pro trial version www.pdffactory.com

Sample Name: 240-67588-l-2-a Acquired: 7/28/2016 17:51:09 Type: Unk
Method: ICP I9 Method 200.7-6010(v139) Mode: CONC Corr. Factor: 1.000000
User: analyst Custom ID1: Custom ID2: Custom ID3:
Comment:

Elem	Tl1908	V_2908	Zn2062	Si2516	Sr3464
IS Ref	(In2306)	(Y_3710)	(In2306)	(Y_3710)	(Y_3710)
Units	ppb	ppb	ppb	ppb	ppb
Avg	-.71068	2.1512	.64879	6654.5	22.293
Stddev	.43858	2.5709	.01155	40.3	2.370
%RSD	61.712	119.51	1.7803	.60597	10.631
Check ?	Chk Pass	Chk Pass	Chk Pass	Chk Pass	Chk Pass
High Limit					
Low Limit					

Int. Std.	In2306	Y_2243	Y_3600	Y_3710
Units	Cts/S	Cts/S	Cts/S	Cts/S
Avg	5929.1	4471.8	62538.	8279.3
Stddev	3.6	3.6	210.	27.0
%RSD	.06109	.07942	.33516	.32612
Check ?	Chk Pass	Chk Pass	Chk Pass	Chk Pass
Value	101.02%	100.84%	100.82%	100.54%
Range				

PDF created with pdfFactory Pro trial version www.pdffactory.com

Sample Name: CCV-2632473 Acquired: 7/28/2016 17:55:15 Type: QC
Method: ICP I9 Method 200.7-6010(v139) Mode: CONC Corr. Factor: 1.000000
User: analyst Custom ID1: Custom ID2: Custom ID3:
Comment:

Elem	Ag3280	Al3082	As1890	B_1826	Ba4554	Be3130	Ca3179	Cd2288
IS Ref	(Y_3600)	(Y_3710)	(Y_2243)	(Y_2243)	(Y_3710)	(Y_3710)	(Y_3710)	(Y_2243)
Units	ppb	ppb	ppb	ppb	ppb	ppb	ppb	ppb
Avg	994.30	25353.	494.18	5080.3	1937.9	1980.2	51202.	495.4
Stddev	1.30	145.	3.61	14.7	2.1	5.8	270.	1.2
%RSD	.13049	.57046	.73069	.28980	.10909	.29518	.52658	.2434
Check ?	Chk Pass	Chk Pass	Chk Pass	Chk Pass	Chk Pass	Chk Pass	Chk Pass	Chk Pass
Value								
Range								

Elem	Co2286	Cr2677	Cu3273	Fe2599	K_7664	Li6707	Mg2790	Mn2576
IS Ref	(In2306)	(Y_3600)	(Y_3600)	(Y_3710)	(Y_3710)	(Y_3710)	(Y_3710)	(Y_3600)
Units	ppb	ppb	ppb	ppb	ppb	ppb	ppb	ppb
Avg	1975.3	1923.2	1929.0	25204.	49400.	4942.1	49623.	1941.2
Stddev	7.4	1.4	3.4	39.	167.	17.5	238.	2.9
%RSD	.37249	.07094	.17839	.15395	.33772	.35442	.48007	.15172
Check ?	Chk Pass	Chk Pass	Chk Pass	Chk Pass	Chk Pass	Chk Pass	Chk Pass	Chk Pass
Value								
Range								

Elem	Mo2020	Na5895	Ni2316	Pb2203	Sb2175	Se1960	Sn1899	Ti3372
IS Ref	(Y_2243)	(Y_3710)	(In2306)	(Y_2243)	(Y_2243)	(Y_2243)	(In2306)	(Y_3600)
Units	ppb	ppb	ppb	ppb	ppb	ppb	ppb	ppb
Avg	1989.9	49337.	1980.3	483.27	507.4	504.28	5052.1	4937.5
Stddev	8.8	117.	5.4	5.71	7.2	4.75	12.0	27.7
%RSD	.44182	.23715	.27083	1.1825	1.416	.94144	.23764	.56003
Check ?	Chk Pass	Chk Pass	Chk Pass	Chk Pass	Chk Pass	Chk Pass	Chk Pass	Chk Pass
Value								
Range								

PDF created with pdfFactory Pro trial version www.pdffactory.com

Sample Name: CCV-2632473 Acquired: 7/28/2016 17:55:15 Type: QC
Method: ICP I9 Method 200.7-6010(v139) Mode: CONC Corr. Factor: 1.000000
User: analyst Custom ID1: Custom ID2: Custom ID3:
Comment:

Elem	Tl1908	V_2908	Zn2062	Si2516	Sr3464
IS Ref	(In2306)	(Y_3710)	(In2306)	(Y_3710)	(Y_3710)
Units	ppb	ppb	ppb	ppb	ppb
Avg	994.77	1984.4	2018.0	5309.0	4933.9
Stddev	7.03	12.4	5.6	61.7	15.9
%RSD	.70635	.62459	.27912	1.1619	.32322
Check ?	Chk Pass	Chk Pass	Chk Pass	Chk Pass	Chk Pass
Value					
Range					

Int. Std.	In2306	Y_2243	Y_3600	Y_3710
Units	Cts/S	Cts/S	Cts/S	Cts/S
Avg	5213.4	4243.4	58786.	7990.4
Stddev	5.6	4.8	30.	40.1
%RSD	.10829	.11346	.05062	.50150

PDF created with pdfFactory Pro trial version www.pdffactory.com

Sample Name: CCB Acquired: 7/28/2016 17:59:05 Type: QC
Method: ICP I9 Method 200.7-6010(v139) Mode: CONC Corr. Factor: 1.000000
User: analyst Custom ID1: Custom ID2: Custom ID3:
Comment:

Elem	Ag3280	Al3082	As1890	B_1826	Ba4554	Be3130	Ca3179	Cd2288
IS Ref	(Y_3600)	(Y_3710)	(Y_2243)	(Y_2243)	(Y_3710)	(Y_3710)	(Y_3710)	(Y_2243)
Units	ppb	ppb	ppb	ppb	ppb	ppb	ppb	ppb
Avg	-.10954	2.6334	1.1993	7.7898	.36297	.20823	2.8617	-.1777
Stddev	.20814	5.2155	1.6040	1.1535	.10787	.04143	1.6655	.0615
%RSD	190.02	198.05	133.75	14.807	29.719	19.897	58.199	34.62
Check ?	Chk Pass	Chk Pass	Chk Pass	Chk Pass	Chk Pass	Chk Pass	Chk Pass	Chk Pass
High Limit								
Low Limit								

Elem	Co2286	Cr2677	Cu3273	Fe2599	K_7664	Li6707	Mg2790	Mn2576
IS Ref	(In2306)	(Y_3600)	(Y_3600)	(Y_3710)	(Y_3710)	(Y_3710)	(Y_3710)	(Y_3600)
Units	ppb	ppb	ppb	ppb	ppb	ppb	ppb	ppb
Avg	.05582	.03557	.27497	4.1881	133.85	22.849	10.867	-.24327
Stddev	.20974	.28856	.14223	1.6347	5.56	2.687	7.033	.02774
%RSD	375.74	811.23	51.727	39.032	4.1547	11.758	64.717	11.403
Check ?	Chk Pass	Chk Pass	Chk Pass	Chk Pass	Chk Pass	Chk Pass	Chk Pass	Chk Pass
High Limit								
Low Limit								

Elem	Mo2020	Na5895	Ni2316	Pb2203	Sb2175	Se1960	Sn1899	Ti3372
IS Ref	(Y_2243)	(Y_3710)	(In2306)	(Y_2243)	(Y_2243)	(Y_2243)	(In2306)	(Y_3600)
Units	ppb	ppb	ppb	ppb	ppb	ppb	ppb	ppb
Avg	2.9805	117.79	-.12408	-1.0165	.0045	.85907	.23072	1.7153
Stddev	.1210	7.06	.38111	1.7576	1.345	.83232	.36994	.1449
%RSD	4.0595	5.9946	307.15	172.91	30150.	96.886	160.34	8.4499
Check ?	Chk Pass	Chk Pass	Chk Pass	Chk Pass	Chk Pass	Chk Pass	Chk Pass	Chk Pass
High Limit								
Low Limit								

PDF created with pdfFactory Pro trial version www.pdffactory.com

Sample Name: CCB Acquired: 7/28/2016 17:59:05 Type: QC
Method: ICP I9 Method 200.7-6010(v139) Mode: CONC Corr. Factor: 1.000000
User: analyst Custom ID1: Custom ID2: Custom ID3:
Comment:

Elem	Tl1908	V_2908	Zn2062	Si2516	Sr3464
IS Ref	(In2306)	(Y_3710)	(In2306)	(Y_3710)	(Y_3710)
Units	ppb	ppb	ppb	ppb	ppb
Avg	-.09775	-.15070	-.46653	-.07460	1.9868
Stddev	.38369	4.1642	.00711	5.2560	4.2513
%RSD	392.50	2763.2	1.5243	7045.9	213.98
Check ?	Chk Pass	Chk Pass	Chk Pass	Chk Pass	Chk Pass
High Limit					
Low Limit					

Int. Std.	In2306	Y_2243	Y_3600	Y_3710
Units	Cts/S	Cts/S	Cts/S	Cts/S
Avg	5888.2	4424.7	62260.	8118.1
Stddev	4.6	.4	27.	21.7
%RSD	.07872	.00897	.04368	.26686

PDF created with pdfFactory Pro trial version www.pdffactory.com

Sample Name: 240-67588-k-3-a Acquired: 7/28/2016 18:03:12 Type: Unk
Method: ICP I9 Method 200.7-6010(v139) Mode: CONC Corr. Factor: 1.000000
User: analyst Custom ID1: Custom ID2: Custom ID3:
Comment:

Elem	Ag3280	Al3082	As1890	B_1826	Ba4554	Be3130	Ca3179	Cd2288
IS Ref	(Y_3600)	(Y_3710)	(Y_2243)	(Y_2243)	(Y_3710)	(Y_3710)	(Y_3710)	(Y_2243)
Units	ppb	ppb	ppb	ppb	ppb	ppb	ppb	ppb
Avg	.09650	476.75	1.5316	13.003	163.71	.17595	3912.4	-.0149
Stddev	.54231	10.84	.9064	.600	.58	.07219	1.8	.1497
%RSD	562.00	2.2741	59.180	4.6120	.35613	41.030	.04484	1003.
Check ?	Chk Pass	Chk Pass	Chk Pass	Chk Pass	Chk Pass	Chk Pass	Chk Pass	Chk Pass
High Limit								
Low Limit								

Elem	Co2286	Cr2677	Cu3273	Fe2599	K_7664	Li6707	Mg2790	Mn2576
IS Ref	(In2306)	(Y_3600)	(Y_3600)	(Y_3710)	(Y_3710)	(Y_3710)	(Y_3710)	(Y_3600)
Units	ppb	ppb	ppb	ppb	ppb	ppb	ppb	ppb
Avg	7.4219	.31507	2.9469	4100.9	1896.1	18.184	931.97	750.88
Stddev	.3086	.25165	.6266	13.2	41.6	1.115	23.00	1.62
%RSD	4.1584	79.871	21.262	.32227	2.1932	6.1334	2.4676	.21598
Check ?	Chk Pass	Chk Pass	Chk Pass	Chk Pass	Chk Pass	Chk Pass	Chk Pass	Chk Pass
High Limit								
Low Limit								

Elem	Mo2020	Na5895	Ni2316	Pb2203	Sb2175	Se1960	Sn1899	Ti3372
IS Ref	(Y_2243)	(Y_3710)	(In2306)	(Y_2243)	(Y_2243)	(Y_2243)	(In2306)	(Y_3600)
Units	ppb	ppb	ppb	ppb	ppb	ppb	ppb	ppb
Avg	1.0939	2554.2	.20405	-.61561	-.9904	.81996	.16766	8.2586
Stddev	.1095	9.2	.17060	.64444	1.560	1.8695	.30996	.3093
%RSD	10.014	.36130	83.606	104.68	157.6	228.00	184.87	3.7453
Check ?	Chk Pass	Chk Pass	Chk Pass	Chk Pass	Chk Pass	Chk Pass	Chk Pass	Chk Pass
High Limit								
Low Limit								

PDF created with pdfFactory Pro trial version www.pdffactory.com

Sample Name: 240-67588-k-3-a Acquired: 7/28/2016 18:03:12 Type: Unk
Method: ICP I9 Method 200.7-6010(v139) Mode: CONC Corr. Factor: 1.000000
User: analyst Custom ID1: Custom ID2: Custom ID3:
Comment:

Elem	Tl1908	V_2908	Zn2062	Si2516	Sr3464
IS Ref	(In2306)	(Y_3710)	(In2306)	(Y_3710)	(Y_3710)
Units	ppb	ppb	ppb	ppb	ppb
Avg	2.2039	-1.9651	8.9347	6365.6	55.726
Stddev	.3105	2.6142	.0403	28.2	4.416
%RSD	14.088	133.03	.45150	.44270	7.9247
Check ?	Chk Pass	Chk Pass	Chk Pass	Chk Pass	Chk Pass
High Limit					
Low Limit					

Int. Std.	In2306	Y_2243	Y_3600	Y_3710
Units	Cts/S	Cts/S	Cts/S	Cts/S
Avg	5918.1	4481.4	62892.	8280.3
Stddev	6.2	5.0	103.	30.1
%RSD	.10533	.11264	.16362	.36310
Check ?	Chk Pass	Chk Pass	Chk Pass	Chk Pass
Value	100.83%	101.06%	101.39%	100.55%
Range				

PDF created with pdfFactory Pro trial version www.pdffactory.com

Sample Name: 240-67588-l-3-a Acquired: 7/28/2016 18:07:17 Type: Unk
Method: ICP I9 Method 200.7-6010(v139) Mode: CONC Corr. Factor: 1.000000
User: analyst Custom ID1: Custom ID2: Custom ID3:
Comment:

Elem	Ag3280	Al3082	As1890	B_1826	Ba4554	Be3130	Ca3179	Cd2288
IS Ref	(Y_3600)	(Y_3710)	(Y_2243)	(Y_2243)	(Y_3710)	(Y_3710)	(Y_3710)	(Y_2243)
Units	ppb	ppb	ppb	ppb	ppb	ppb	ppb	ppb
Avg	.22451	5.1914	1.4792	10.833	216.53	.18193	4038.3	-.0474
Stddev	.33809	6.1586	.7482	.163	.39	.01094	14.2	.0436
%RSD	150.59	118.63	50.582	1.5041	.17893	6.0126	.35118	92.09
Check ?	Chk Pass	Chk Pass	Chk Pass	Chk Pass	Chk Pass	Chk Pass	Chk Pass	Chk Pass
High Limit								
Low Limit								

Elem	Co2286	Cr2677	Cu3273	Fe2599	K_7664	Li6707	Mg2790	Mn2576
IS Ref	(In2306)	(Y_3600)	(Y_3600)	(Y_3710)	(Y_3710)	(Y_3710)	(Y_3710)	(Y_3600)
Units	ppb	ppb	ppb	ppb	ppb	ppb	ppb	ppb
Avg	14.082	.13978	-.27189	5384.5	2565.1	11.439	1377.8	1574.4
Stddev	.104	.20563	.48841	2.8	1.7	2.593	26.3	1.1
%RSD	.73958	147.11	179.63	.05121	.06501	22.672	1.9107	.07237
Check ?	Chk Pass	Chk Pass	Chk Pass	Chk Pass	Chk Pass	Chk Pass	Chk Pass	Chk Pass
High Limit								
Low Limit								

Elem	Mo2020	Na5895	Ni2316	Pb2203	Sb2175	Se1960	Sn1899	Ti3372
IS Ref	(Y_2243)	(Y_3710)	(In2306)	(Y_2243)	(Y_2243)	(Y_2243)	(In2306)	(Y_3600)
Units	ppb	ppb	ppb	ppb	ppb	ppb	ppb	ppb
Avg	.38570	2840.5	.72437	-.11420	-.6325	-.28544	-.25868	.08697
Stddev	.17017	14.7	.11170	.58624	.8082	1.7552	.39806	.19944
%RSD	44.120	.51745	15.420	513.33	127.8	614.91	153.88	229.32
Check ?	Chk Pass	Chk Pass	Chk Pass	Chk Pass	Chk Pass	Chk Pass	Chk Pass	Chk Pass
High Limit								
Low Limit								

PDF created with pdfFactory Pro trial version www.pdffactory.com

Sample Name: 240-67588-l-3-a Acquired: 7/28/2016 18:07:17 Type: Unk
Method: ICP I9 Method 200.7-6010(v139) Mode: CONC Corr. Factor: 1.000000
User: analyst Custom ID1: Custom ID2: Custom ID3:
Comment:

Elem	Tl1908	V_2908	Zn2062	Si2516	Sr3464
IS Ref	(In2306)	(Y_3710)	(In2306)	(Y_3710)	(Y_3710)
Units	ppb	ppb	ppb	ppb	ppb
Avg	5.2437	-1.7918	10.526	5176.2	70.478
Stddev	.3749	2.5711	.312	64.8	1.386
%RSD	7.1493	143.49	2.9600	1.2516	1.9667
Check ?	Chk Pass	Chk Pass	Chk Pass	Chk Pass	Chk Pass
High Limit					
Low Limit					

Int. Std.	In2306	Y_2243	Y_3600	Y_3710
Units	Cts/S	Cts/S	Cts/S	Cts/S
Avg	5923.1	4478.8	62704.	8228.5
Stddev	5.6	4.3	26.	6.6
%RSD	.09441	.09506	.04170	.08007
Check ?	Chk Pass	Chk Pass	Chk Pass	Chk Pass
Value	100.92%	101.00%	101.09%	99.923%
Range				

PDF created with pdfFactory Pro trial version www.pdffactory.com

Sample Name: 240-67588-k-4-a Acquired: 7/28/2016 18:11:21 Type: Unk
Method: ICP I9 Method 200.7-6010(v139) Mode: CONC Corr. Factor: 1.000000
User: analyst Custom ID1: Custom ID2: Custom ID3:
Comment:

Elem	Ag3280	Al3082	As1890	B_1826	Ba4554	Be3130	Ca3179	Cd2288
IS Ref	(Y_3600)	(Y_3710)	(Y_2243)	(Y_2243)	(Y_3710)	(Y_3710)	(Y_3710)	(Y_2243)
Units	ppb	ppb	ppb	ppb	ppb	ppb	ppb	ppb
Avg	.46752	5.2763	.78829	4.4335	157.18	.41285	8693.6	-.1103
Stddev	.23968	11.759	1.3183	.1279	.18	.09852	31.4	.1718
%RSD	51.265	222.87	167.24	2.8856	.11710	23.863	.36164	155.8
Check ?	Chk Pass	Chk Pass	Chk Pass	Chk Pass	Chk Pass	Chk Pass	Chk Pass	Chk Pass
High Limit								
Low Limit								

Elem	Co2286	Cr2677	Cu3273	Fe2599	K_7664	Li6707	Mg2790	Mn2576
IS Ref	(In2306)	(Y_3600)	(Y_3600)	(Y_3710)	(Y_3710)	(Y_3710)	(Y_3710)	(Y_3600)
Units	ppb	ppb	ppb	ppb	ppb	ppb	ppb	ppb
Avg	20.136	.58903	.14092	5612.4	3546.2	15.059	7966.3	6528.1
Stddev	.078	.11606	.14732	13.1	39.4	.816	5.8	51.1
%RSD	.38800	19.703	104.54	.23262	1.1117	5.4209	.07266	.78342
Check ?	Chk Pass	Chk Pass	Chk Pass	Chk Pass	Chk Pass	Chk Pass	Chk Pass	Chk Pass
High Limit								
Low Limit								

Elem	Mo2020	Na5895	Ni2316	Pb2203	Sb2175	Se1960	Sn1899	Ti3372
IS Ref	(Y_2243)	(Y_3710)	(In2306)	(Y_2243)	(Y_2243)	(Y_2243)	(In2306)	(Y_3600)
Units	ppb	ppb	ppb	ppb	ppb	ppb	ppb	ppb
Avg	-.77219	5836.4	1.0436	.20472	-1.317	-.60100	-.16817	.07321
Stddev	.24961	15.7	.1659	.16289	1.141	.35432	.49798	.13873
%RSD	32.325	.26974	15.900	79.569	86.64	58.955	296.12	189.49
Check ?	Chk Pass	Chk Pass	Chk Pass	Chk Pass	Chk Pass	Chk Pass	Chk Pass	Chk Pass
High Limit								
Low Limit								

PDF created with pdfFactory Pro trial version www.pdffactory.com

Sample Name: 240-67588-k-4-a Acquired: 7/28/2016 18:11:21 Type: Unk
Method: ICP I9 Method 200.7-6010(v139) Mode: CONC Corr. Factor: 1.000000
User: analyst Custom ID1: Custom ID2: Custom ID3:
Comment:

Elem	Tl1908	V_2908	Zn2062	Si2516	Sr3464
IS Ref	(In2306)	(Y_3710)	(In2306)	(Y_3710)	(Y_3710)
Units	ppb	ppb	ppb	ppb	ppb
Avg	22.080	-1.4427	2.9506	4821.0	194.94
Stddev	.571	.7582	.1442	20.3	2.46
%RSD	2.5856	52.555	4.8886	.42169	1.2607
Check ?	Chk Pass	Chk Pass	Chk Pass	Chk Pass	Chk Pass
High Limit					
Low Limit					

Int. Std.	In2306	Y_2243	Y_3600	Y_3710
Units	Cts/S	Cts/S	Cts/S	Cts/S
Avg	5810.4	4459.8	62197.	8316.5
Stddev	7.5	2.1	41.	26.6
%RSD	.12845	.04791	.06662	.31950
Check ?	Chk Pass	Chk Pass	Chk Pass	Chk Pass
Value	99.000%	100.57%	100.27%	100.99%
Range				

PDF created with pdfFactory Pro trial version www.pdffactory.com

Sample Name: 240-67588-l-4-a Acquired: 7/28/2016 18:15:33 Type: Unk
Method: ICP I9 Method 200.7-6010(v139) Mode: CONC Corr. Factor: 1.000000
User: analyst Custom ID1: Custom ID2: Custom ID3:
Comment:

Elem	Ag3280	Al3082	As1890	B_1826	Ba4554	Be3130	Ca3179	Cd2288
IS Ref	(Y_3600)	(Y_3710)	(Y_2243)	(Y_2243)	(Y_3710)	(Y_3710)	(Y_3710)	(Y_2243)
Units	ppb	ppb	ppb	ppb	ppb	ppb	ppb	ppb
Avg	.44981	12.304	1.6676	5.5385	161.40	.43455	9073.5	-.2071
Stddev	.25372	17.234	3.0022	.8677	.24	.00485	8.9	.0261
%RSD	56.406	140.06	180.03	15.667	.14802	1.1150	.09828	12.62
Check ?	Chk Pass	Chk Pass	Chk Pass	Chk Pass	Chk Pass	Chk Pass	Chk Pass	Chk Pass
High Limit								
Low Limit								

Elem	Co2286	Cr2677	Cu3273	Fe2599	K_7664	Li6707	Mg2790	Mn2576
IS Ref	(In2306)	(Y_3600)	(Y_3600)	(Y_3710)	(Y_3710)	(Y_3710)	(Y_3710)	(Y_3600)
Units	ppb	ppb	ppb	ppb	ppb	ppb	ppb	ppb
Avg	20.774	.52663	-.11153	5668.4	3736.7	15.227	8210.0	6670.4
Stddev	.404	.06305	1.0003	6.0	15.7	1.321	27.7	30.2
%RSD	1.9432	11.972	896.89	.10634	.42147	8.6727	.33772	.45208
Check ?	Chk Pass	Chk Pass	Chk Pass	Chk Pass	Chk Pass	Chk Pass	Chk Pass	Chk Pass
High Limit								
Low Limit								

Elem	Mo2020	Na5895	Ni2316	Pb2203	Sb2175	Se1960	Sn1899	Ti3372
IS Ref	(Y_2243)	(Y_3710)	(In2306)	(Y_2243)	(Y_2243)	(Y_2243)	(In2306)	(Y_3600)
Units	ppb	ppb	ppb	ppb	ppb	ppb	ppb	ppb
Avg	-.99087	6039.6	10.610	.58546	-1.231	.83227	-.71917	.16031
Stddev	.13707	13.8	15.062	2.3454	2.399	3.3318	.27267	.08829
%RSD	13.833	.22865	141.96	400.60	194.9	400.33	37.915	55.076
Check ?	Chk Pass	Chk Pass	Chk Pass	Chk Pass	Chk Pass	Chk Pass	Chk Pass	Chk Pass
High Limit								
Low Limit								

PDF created with pdfFactory Pro trial version www.pdffactory.com

Sample Name: 240-67588-l-4-a Acquired: 7/28/2016 18:15:33 Type: Unk
Method: ICP I9 Method 200.7-6010(v139) Mode: CONC Corr. Factor: 1.000000
User: analyst Custom ID1: Custom ID2: Custom ID3:
Comment:

Elem	Tl1908	V_2908	Zn2062	Si2516	Sr3464
IS Ref	(In2306)	(Y_3710)	(In2306)	(Y_3710)	(Y_3710)
Units	ppb	ppb	ppb	ppb	ppb
Avg	23.379	.32128	11.549	5115.0	209.69
Stddev	.869	2.6752	13.131	39.8	2.08
%RSD	3.7182	832.66	113.69	.77736	.99055
Check ?	Chk Pass	Chk Pass	Chk Pass	Chk Pass	Chk Pass
High Limit					
Low Limit					

Int. Std.	In2306	Y_2243	Y_3600	Y_3710
Units	Cts/S	Cts/S	Cts/S	Cts/S
Avg	5767.5	4443.5	62672.	8349.2
Stddev	77.6	69.6	163.	15.5
%RSD	1.3461	1.5665	.26061	.18578
Check ?	Chk Pass	Chk Pass	Chk Pass	Chk Pass
Value	98.268%	100.20%	101.04%	101.39%
Range				

PDF created with pdfFactory Pro trial version www.pdffactory.com

Sample Name: 240-67585-o-9-a Acquired: 7/28/2016 18:19:45 Type: Unk
Method: ICP I9 Method 200.7-6010(v139) Mode: CONC Corr. Factor: 1.000000
User: analyst Custom ID1: Custom ID2: Custom ID3:
Comment:

Elem	Ag3280	Al3082	As1890	B_1826	Ba4554	Be3130
IS Ref	(Y_3600)	(Y_3710)	(Y_2243)	(Y_2243)	(Y_3710)	(Y_3710)
Units	ppb	ppb	ppb	ppb	ppb	ppb
Avg	-1.2584	184.35	18.125	237.86	80.529	.10701
Stddev	.6792	7.15	2.195	2.87	.312	.08369
%RSD	53.969	3.8775	12.109	1.2060	.38778	78.204
Check ?	Chk Pass	Chk Pass	Chk Pass	Chk Pass	Chk Pass	Chk Pass
High Limit						
Low Limit						

Elem	Ca3179	Cd2288	Co2286	Cr2677	Cu3273	Fe2599
IS Ref	(Y_3710)	(Y_2243)	(In2306)	(Y_3600)	(Y_3600)	(Y_3710)
Units	ppb	ppb	ppb	ppb	ppb	ppb
Avg	F 1094100.	.1968	1.1401	11.418	13.520	1810.3
Stddev	1950.	.2154	.2111	.321	.321	5.6
%RSD	.17824	109.4	18.512	2.8131	2.3752	.31137
Check ?	Chk Fail	Chk Pass	Chk Pass	Chk Pass	Chk Pass	Chk Pass
High Limit	800000.					
Low Limit	-500000.					

Elem	K_7664	Li6707	Mg2790	Mn2576	Mo2020	Na5895
IS Ref	(Y_3710)	(Y_3710)	(Y_3710)	(Y_3600)	(Y_2243)	(Y_3710)
Units	ppb	ppb	ppb	ppb	ppb	ppb
Avg	1213.9	352.42	109040.	383.03	.27605	F 695790.
Stddev	26.7	11.53	326.	.67	.15862	11989.
%RSD	2.1984	3.2710	.29859	.17622	57.462	1.7230
Check ?	Chk Pass	Chk Pass	Chk Pass	Chk Pass	Chk Pass	Chk Fail
High Limit						500000.
Low Limit						-500000.

PDF created with pdfFactory Pro trial version www.pdffactory.com

Sample Name: 240-67585-o-9-a Acquired: 7/28/2016 18:19:45 Type: Unk
Method: ICP I9 Method 200.7-6010(v139) Mode: CONC Corr. Factor: 1.000000
User: analyst Custom ID1: Custom ID2: Custom ID3:
Comment:

Elem	Ni2316	Pb2203	Sb2175	Se1960	Sn1899	Ti3372
IS Ref	(In2306)	(Y_2243)	(Y_2243)	(Y_2243)	(In2306)	(Y_3600)
Units	ppb	ppb	ppb	ppb	ppb	ppb
Avg	69.640	5.8069	-7.851	1.9608	31.828	-.23788
Stddev	.851	.8861	2.400	1.5376	1.196	.23306
%RSD	1.2215	15.259	30.57	78.416	3.7576	97.973
Check ?	Chk Pass	Chk Pass	Chk Pass	Chk Pass	Chk Pass	Chk Pass
High Limit						
Low Limit						

Elem	Tl1908	V_2908	Zn2062	Si2516	Sr3464
IS Ref	(In2306)	(Y_3710)	(In2306)	(Y_3710)	(Y_3710)
Units	ppb	ppb	ppb	ppb	ppb
Avg	5.6209	-7.0994	10.426	3203.3	28843.
Stddev	.3982	2.4452	.347	14.2	79.
%RSD	7.0848	34.442	3.3271	.44455	.27475
Check ?	Chk Pass	Chk Pass	Chk Pass	Chk Pass	Chk Pass
High Limit					
Low Limit					

Int. Std.	In2306	Y_2243	Y_3600	Y_3710
Units	Cts/S	Cts/S	Cts/S	Cts/S
Avg	4297.0	3686.4	50534.	7588.9
Stddev	20.2	14.9	14.	16.9
%RSD	.46901	.40485	.02711	.22215
Check ?	Chk Pass	Chk Pass	Chk Pass	Chk Pass
Value	73.214%	83.129%	81.470%	92.156%
Range				

PDF created with pdfFactory Pro trial version www.pdffactory.com

Sample Name: 240-67561-c-1-a Acquired: 7/28/2016 18:24:02 Type: Unk
Method: ICP I9 Method 200.7-6010(v139) Mode: CONC Corr. Factor: 1.000000
User: analyst Custom ID1: Custom ID2: Custom ID3:
Comment:

Elem	Ag3280	Al3082	As1890	B_1826	Ba4554	Be3130	Ca3179
IS Ref	(Y_3600)	(Y_3710)	(Y_2243)	(Y_2243)	(Y_3710)	(Y_3710)	(Y_3710)
Units	ppb	ppb	ppb	ppb	ppb	ppb	ppb
Avg	-.97845	10913.	13.888	14.264	50.529	.53816	193440.
Stddev	.29163	27.	1.843	.352	.202	.10516	1302.
%RSD	29.805	.25067	13.267	2.4688	.40012	19.541	.67331
Check ?	Chk Pass	Chk Pass	Chk Pass	Chk Pass	Chk Pass	Chk Pass	Chk Pass
High Limit							
Low Limit							

Elem	Cd2288	Co2286	Cr2677	Cu3273	Fe2599	K_7664	Li6707
IS Ref	(Y_2243)	(In2306)	(Y_3600)	(Y_3600)	(Y_3710)	(Y_3710)	(Y_3710)
Units	ppb	ppb	ppb	ppb	ppb	ppb	ppb
Avg	.5195	11.120	24.341	26.471	23624.	1428.3	86.874
Stddev	.0479	.499	.283	.714	34.	24.3	3.308
%RSD	9.212	4.4860	1.1619	2.6954	.14532	1.6984	3.8078
Check ?	Chk Pass	Chk Pass	Chk Pass	Chk Pass	Chk Pass	Chk Pass	Chk Pass
High Limit							
Low Limit							

Elem	Mg2790	Mn2576	Mo2020	Na5895	Ni2316	Pb2203	Sb2175
IS Ref	(Y_3710)	(Y_3600)	(Y_2243)	(Y_3710)	(In2306)	(Y_2243)	(Y_2243)
Units	ppb	ppb	ppb	ppb	ppb	ppb	ppb
Avg	53816.	417.75	.08192	1312.3	62.568	31.282	-.1005
Stddev	60.	.59	.18334	35.1	.267	.968	2.046
%RSD	.11185	.14008	223.79	2.6727	.42626	3.0959	2035.
Check ?	Chk Pass	Chk Pass	Chk Pass	Chk Pass	Chk Pass	Chk Pass	Chk Pass
High Limit							
Low Limit							

PDF created with pdfFactory Pro trial version www.pdffactory.com

Sample Name: 240-67561-c-1-a Acquired: 7/28/2016 18:24:02 Type: Unk
Method: ICP I9 Method 200.7-6010(v139) Mode: CONC Corr. Factor: 1.000000
User: analyst Custom ID1: Custom ID2: Custom ID3:
Comment:

Elem	Se1960	Sn1899	Ti3372	Tl1908	V_2908	Zn2062	Si2516
IS Ref	(Y_2243)	(In2306)	(Y_3600)	(In2306)	(Y_3710)	(In2306)	(Y_3710)
Units	ppb	ppb	ppb	ppb	ppb	ppb	ppb
Avg	3.5966	31.014	775.98	2.2112	30.304	100.50	3466.2
Stddev	3.3356	.279	1.05	2.0408	2.833	.85	31.9
%RSD	92.742	.89948	.13533	92.295	9.3468	.84454	.92009
Check ?	Chk Pass	Chk Pass	Chk Pass	Chk Pass	Chk Pass	Chk Pass	Chk Pass
High Limit							
Low Limit							

Elem	Sr3464
IS Ref	(Y_3710)
Units	ppb
Avg	129.93
Stddev	1.72
%RSD	1.3224
Check ?	Chk Pass
High Limit	
Low Limit	

Int. Std.	In2306	Y_2243	Y_3600	Y_3710
Units	Cts/S	Cts/S	Cts/S	Cts/S
Avg	5243.4	4258.6	59069.	8110.7
Stddev	10.0	9.8	79.	22.7
%RSD	.19041	.23127	.13342	.28033
Check ?	Chk Pass	Chk Pass	Chk Pass	Chk Pass
Value	89.339%	96.034%	95.230%	98.492%
Range				

PDF created with pdfFactory Pro trial version www.pdffactory.com

Sample Name: 190-11225-a-3-a Acquired: 7/28/2016 18:28:08 Type: Unk
Method: ICP I9 Method 200.7-6010(v139) Mode: CONC Corr. Factor: 1.000000
User: analyst Custom ID1: Custom ID2: Custom ID3:
Comment:

Elem	Ag3280	Al3082	As1890	B_1826	Ba4554	Be3130
IS Ref	(Y_3600)	(Y_3710)	(Y_2243)	(Y_2243)	(Y_3710)	(Y_3710)
Units	ppb	ppb	ppb	ppb	ppb	ppb
Avg	12.056	4397.4	k -10.078	-3.5504	691.26	-.08018
Stddev	.097	26.1	.244	.0198	.10	.00716
%RSD	.80267	.59448	2.4189	.55829	.01468	8.9360
Check ?	Chk Pass	Chk Pass	Chk Pass	Chk Pass	Chk Pass	Chk Pass
High Limit						
Low Limit						

Elem	Ca3179	Cd2288	Co2286	Cr2677	Cu3273	Fe2599
IS Ref	(Y_3710)	(Y_2243)	(In2306)	(Y_3600)	(Y_3600)	(Y_3710)
Units	ppb	ppb	ppb	ppb	ppb	ppb
Avg	96166.	k .2929	97.509	1367.9	91.533	16761.
Stddev	929.	.0317	2.144	2.6	.043	16.
%RSD	.96559	10.82	2.1987	.19282	.04689	.09583
Check ?	Chk Pass	Chk Pass	Chk Pass	Chk Pass	Chk Pass	Chk Pass
High Limit						
Low Limit						

Elem	K_7664	Li6707	Mg2790	Mn2576	Mo2020	Na5895
IS Ref	(Y_3710)	(Y_3710)	(Y_3710)	(Y_3600)	(Y_2243)	(Y_3710)
Units	ppb	ppb	ppb	ppb	ppb	ppb
Avg	331.88	-5.3534	11865.	^ *****	75.380	1724.6
Stddev	1.43	.5468	69.	-----	.914	2.0
%RSD	.43003	10.214	.57998	-----	1.2131	.11510
Check ?	Chk Pass	Chk Pass	Chk Pass	Chk Pass	Chk Pass	Chk Pass
High Limit						
Low Limit						

PDF created with pdfFactory Pro trial version www.pdffactory.com

Sample Name: 190-11225-a-3-a Acquired: 7/28/2016 18:28:08 Type: Unk
Method: ICP I9 Method 200.7-6010(v139) Mode: CONC Corr. Factor: 1.000000
User: analyst Custom ID1: Custom ID2: Custom ID3:
Comment:

Elem	Ni2316	Pb2203	Sb2175	Se1960	Sn1899	Ti3372
IS Ref	(In2306)	(Y_2243)	(Y_2243)	(Y_2243)	(In2306)	(Y_3600)
Units	ppb	ppb	ppb	ppb	ppb	ppb
Avg	20258.	25.508	1.449	k 11.293	6188.7	287.00
Stddev	400.	.479	.309	1.230	125.0	1.54
%RSD	1.9750	1.8782	21.29	10.891	2.0199	.53829
Check ?	Chk Pass	Chk Pass	Chk Pass	Chk Pass	Chk Pass	Chk Pass
High Limit						
Low Limit						

Elem	Tl1908	V_2908	Zn2062	Si2516	Sr3464
IS Ref	(In2306)	(Y_3710)	(In2306)	(Y_3710)	(Y_3710)
Units	ppb	ppb	ppb	ppb	ppb
Avg	k 36.497	.54922	F 122700.	825.41	438.40
Stddev	.622	.46658	893.	3.77	2.48
%RSD	1.7035	84.953	.72759	.45724	.56560
Check ?	Chk Pass	Chk Pass	Chk Fail	Chk Pass	Chk Pass
High Limit			10000.		
Low Limit			-500000.		

Int. Std.	In2306	Y_2243	Y_3600	Y_3710
Units	Cts/S	Cts/S	Cts/S	Cts/S
Avg	5163.5	W 11960.	W 168810.	W 23774.
Stddev	8.4	166.	720.	85.
%RSD	.16328	1.3879	.42624	.35681
Check ?	Chk Pass	Chk Warn	Chk Warn	Chk Warn
Value	87.977%	269.71%	272.15%	288.70%
Range		50.500%	50.500%	50.500%

PDF created with pdfFactory Pro trial version www.pdffactory.com

Sample Name: 240-67336-a-1-d Acquired: 7/28/2016 18:32:19 Type: Unk
Method: ICP I9 Method 200.7-6010(v139) Mode: CONC Corr. Factor: 1.000000
User: analyst Custom ID1: Custom ID2: Custom ID3:
Comment:

Elem	Ag3280	Al3082	As1890	B_1826	Ba4554	Be3130
IS Ref	(Y_3600)	(Y_3710)	(Y_2243)	(Y_2243)	(Y_3710)	(Y_3710)
Units	ppb	ppb	ppb	ppb	ppb	ppb
Avg	-.67391	40.511	5.4927	1670.7	446.08	.04636
Stddev	.43900	23.276	.7014	11.4	1.55	.12083
%RSD	65.143	57.455	12.769	.68152	.34655	260.66
Check ?	Chk Pass	Chk Pass	Chk Pass	Chk Pass	Chk Pass	Chk Pass
High Limit						
Low Limit						

Elem	Ca3179	Cd2288	Co2286	Cr2677	Cu3273	Fe2599
IS Ref	(Y_3710)	(Y_2243)	(In2306)	(Y_3600)	(Y_3600)	(Y_3710)
Units	ppb	ppb	ppb	ppb	ppb	ppb
Avg	439750.	1.788	10.595	5.3826	1.1296	9.0527
Stddev	2141.	.102	.478	.0111	.4816	1.7089
%RSD	.48690	5.698	4.5153	.20683	42.636	18.877
Check ?	Chk Pass	Chk Pass	Chk Pass	Chk Pass	Chk Pass	Chk Pass
High Limit						
Low Limit						

Elem	K_7664	Li6707	Mg2790	Mn2576	Mo2020	Na5895
IS Ref	(Y_3710)	(Y_3710)	(Y_3710)	(Y_3600)	(Y_2243)	(Y_3710)
Units	ppb	ppb	ppb	ppb	ppb	ppb
Avg	2670.4	268.52	46600.	2328.8	-.22334	F 1161000.
Stddev	33.0	8.68	95.	6.2	.25552	54164.
%RSD	1.2347	3.2338	.20391	.26836	114.41	4.6651
Check ?	Chk Pass	Chk Pass	Chk Pass	Chk Pass	Chk Pass	Chk Fail
High Limit						500000.
Low Limit						-500000.

PDF created with pdfFactory Pro trial version www.pdffactory.com

Sample Name: 240-67336-a-1-d Acquired: 7/28/2016 18:32:19 Type: Unk
Method: ICP I9 Method 200.7-6010(v139) Mode: CONC Corr. Factor: 1.000000
User: analyst Custom ID1: Custom ID2: Custom ID3:
Comment:

Elem	Ni2316	Pb2203	Sb2175	Se1960	Sn1899	Ti3372
IS Ref	(In2306)	(Y_2243)	(Y_2243)	(Y_2243)	(In2306)	(Y_3600)
Units	ppb	ppb	ppb	ppb	ppb	ppb
Avg	26.935	1.7216	-3.851	.14440	3.1143	.14500
Stddev	.529	.9232	1.016	3.8847	.1083	.05711
%RSD	1.9635	53.623	26.39	2690.3	3.4761	39.389
Check ?	Chk Pass	Chk Pass	Chk Pass	Chk Pass	Chk Pass	Chk Pass
High Limit						
Low Limit						

Elem	Tl1908	V_2908	Zn2062	Si2516	Sr3464
IS Ref	(In2306)	(Y_3710)	(In2306)	(Y_3710)	(Y_3710)
Units	ppb	ppb	ppb	ppb	ppb
Avg	9.7118	-1.9942	19.760	4895.6	677.77
Stddev	1.2946	.6412	1.130	16.1	4.18
%RSD	13.330	32.152	5.7203	.32878	.61723
Check ?	Chk Pass	Chk Pass	Chk Pass	Chk Pass	Chk Pass
High Limit					
Low Limit					

Int. Std.	In2306	Y_2243	Y_3600	Y_3710
Units	Cts/S	Cts/S	Cts/S	Cts/S
Avg	4438.3	3836.2	51989.	7896.4
Stddev	4.6	7.1	73.	35.4
%RSD	.10257	.18590	.14127	.44821
Check ?	Chk Pass	Chk Pass	Chk Pass	Chk Pass
Value	75.622%	86.508%	83.816%	95.890%
Range				

PDF created with pdfFactory Pro trial version www.pdffactory.com

Sample Name: 240-67447-a-1-b Acquired: 7/28/2016 18:36:38 Type: Unk
Method: ICP I9 Method 200.7-6010(v139) Mode: CONC Corr. Factor: 1.000000
User: analyst Custom ID1: Custom ID2: Custom ID3:
Comment:

Elem	Ag3280	Al3082	As1890	B_1826	Ba4554	Be3130	Ca3179
IS Ref	(Y_3600)	(Y_3710)	(Y_2243)	(Y_2243)	(Y_3710)	(Y_3710)	(Y_3710)
Units	ppb	ppb	ppb	ppb	ppb	ppb	ppb
Avg	-.63330	-5.0666	26.790	92.565	.19810	.04269	192.04
Stddev	.03889	18.391	3.021	.721	.11669	.15783	10.14
%RSD	6.1401	362.99	11.276	.77927	58.901	369.71	5.2808
Check ?	Chk Pass	Chk Pass	Chk Pass	Chk Pass	Chk Pass	Chk Pass	Chk Pass
High Limit							
Low Limit							

Elem	Cd2288	Co2286	Cr2677	Cu3273	Fe2599	K_7664	Li6707
IS Ref	(Y_2243)	(In2306)	(Y_3600)	(Y_3600)	(Y_3710)	(Y_3710)	(Y_3710)
Units	ppb	ppb	ppb	ppb	ppb	ppb	ppb
Avg	-.0659	.28706	3.7391	5.2941	4.3172	314670.	38.870
Stddev	.0905	.16629	.2038	.8211	.1983	2025.	1.070
%RSD	137.3	57.930	5.4504	15.510	4.5929	.64340	2.7516
Check ?	Chk Pass	Chk Pass	Chk Pass	Chk Pass	Chk Pass	Chk Pass	Chk Pass
High Limit							
Low Limit							

Elem	Mg2790	Mn2576	Mo2020	Na5895	Ni2316	Pb2203	Sb2175
IS Ref	(Y_3710)	(Y_3600)	(Y_2243)	(Y_3710)	(In2306)	(Y_2243)	(Y_2243)
Units	ppb	ppb	ppb	ppb	ppb	ppb	ppb
Avg	60.023	10.176	102.27	10041.	5.0287	-.33879	1.399
Stddev	19.755	.011	1.10	80.	.3411	1.6543	1.070
%RSD	32.912	.11064	1.0757	.79692	6.7834	488.29	76.49
Check ?	Chk Pass	Chk Pass	Chk Pass	Chk Pass	Chk Pass	Chk Pass	Chk Pass
High Limit							
Low Limit							

PDF created with pdfFactory Pro trial version www.pdffactory.com

Sample Name: 240-67447-a-1-b Acquired: 7/28/2016 18:36:38 Type: Unk
Method: ICP I9 Method 200.7-6010(v139) Mode: CONC Corr. Factor: 1.000000
User: analyst Custom ID1: Custom ID2: Custom ID3:
Comment:

Elem	Se1960	Sn1899	Ti3372	Tl1908	V_2908	Zn2062	Si2516
IS Ref	(Y_2243)	(In2306)	(Y_3600)	(In2306)	(Y_3710)	(In2306)	(Y_3710)
Units	ppb	ppb	ppb	ppb	ppb	ppb	ppb
Avg	45.676	11.427	-.05625	-27.980	.74314	-.93172	403.61
Stddev	1.848	.057	.06481	.082	1.7891	.12535	7.20
%RSD	4.0470	.50181	115.21	.29363	240.74	13.454	1.7841
Check ?	Chk Pass	Chk Pass	Chk Pass	Chk Pass	Chk Pass	Chk Pass	Chk Pass
High Limit							
Low Limit							

Elem	Sr3464
IS Ref	(Y_3710)
Units	ppb
Avg	2.1538
Stddev	5.4701
%RSD	253.98
Check ?	Chk Pass
High Limit	
Low Limit	

Int. Std.	In2306	Y_2243	Y_3600	Y_3710
Units	Cts/S	Cts/S	Cts/S	Cts/S
Avg	5627.1	4269.9	59557.	8416.6
Stddev	2.5	6.7	94.	43.9
%RSD	.04412	.15641	.15789	.52178
Check ?	Chk Pass	Chk Pass	Chk Pass	Chk Pass
Value	95.876%	96.287%	96.017%	102.21%
Range				

PDF created with pdfFactory Pro trial version www.pdffactory.com

Sample Name: 240-67449-a-1-d Acquired: 7/28/2016 18:40:42 Type: Unk
Method: ICP I9 Method 200.7-6010(v139) Mode: CONC Corr. Factor: 1.000000
User: analyst Custom ID1: Custom ID2: Custom ID3:
Comment:

Elem	Ag3280	Al3082	As1890	B_1826	Ba4554	Be3130	Ca3179
IS Ref	(Y_3600)	(Y_3710)	(Y_2243)	(Y_2243)	(Y_3710)	(Y_3710)	(Y_3710)
Units	ppb	ppb	ppb	ppb	ppb	ppb	ppb
Avg	-.63556	30.255	.31613	1060.1	5.3602	.03761	11818.
Stddev	.34618	4.441	.27377	11.4	.0627	.05701	11.
%RSD	54.468	14.677	86.601	1.0721	1.1699	151.59	.09560
Check ?	Chk Pass	Chk Pass	Chk Pass	Chk Pass	Chk Pass	Chk Pass	Chk Pass
High Limit							
Low Limit							

Elem	Cd2288	Co2286	Cr2677	Cu3273	Fe2599	K_7664	Li6707
IS Ref	(Y_2243)	(In2306)	(Y_3600)	(Y_3600)	(Y_3710)	(Y_3710)	(Y_3710)
Units	ppb	ppb	ppb	ppb	ppb	ppb	ppb
Avg	-.0853	.02924	2.1655	-.29060	6.4867	1208.3	39.490
Stddev	.1021	.15364	.0453	.38573	.0804	47.3	2.485
%RSD	119.6	525.38	2.0914	132.73	1.2399	3.9104	6.2937
Check ?	Chk Pass	Chk Pass	Chk Pass	Chk Pass	Chk Pass	Chk Pass	Chk Pass
High Limit							
Low Limit							

Elem	Mg2790	Mn2576	Mo2020	Na5895	Ni2316	Pb2203	Sb2175
IS Ref	(Y_3710)	(Y_3600)	(Y_2243)	(Y_3710)	(In2306)	(Y_2243)	(Y_2243)
Units	ppb	ppb	ppb	ppb	ppb	ppb	ppb
Avg	838.12	27.718	182.36	147640.	8.9124	-.14542	21.50
Stddev	25.38	.050	3.25	299.	.3394	1.1221	.52
%RSD	3.0284	.18104	1.7833	.20269	3.8080	771.59	2.422
Check ?	Chk Pass	Chk Pass	Chk Pass	Chk Pass	Chk Pass	Chk Pass	Chk Pass
High Limit							
Low Limit							

PDF created with pdfFactory Pro trial version www.pdffactory.com

Sample Name: 240-67449-a-1-d Acquired: 7/28/2016 18:40:42 Type: Unk
Method: ICP I9 Method 200.7-6010(v139) Mode: CONC Corr. Factor: 1.000000
User: analyst Custom ID1: Custom ID2: Custom ID3:
Comment:

Elem	Se1960	Sn1899	Ti3372	Tl1908	V_2908	Zn2062	Si2516
IS Ref	(Y_2243)	(In2306)	(Y_3600)	(In2306)	(Y_3710)	(In2306)	(Y_3710)
Units	ppb	ppb	ppb	ppb	ppb	ppb	ppb
Avg	.73542	1.7551	.22760	-.65938	.76264	4170.6	1131.4
Stddev	1.8637	.4649	.05724	1.0117	.05267	47.1	8.0
%RSD	253.42	26.491	25.150	153.43	6.9060	1.1286	.70332
Check ?	Chk Pass	Chk Pass	Chk Pass	Chk Pass	Chk Pass	Chk Pass	Chk Pass
High Limit							
Low Limit							

Elem	Sr3464
IS Ref	(Y_3710)
Units	ppb
Avg	3.0297
Stddev	3.0049
%RSD	99.183
Check ?	Chk Pass
High Limit	
Low Limit	

Int. Std.	In2306	Y_2243	Y_3600	Y_3710
Units	Cts/S	Cts/S	Cts/S	Cts/S
Avg	5430.2	4296.8	59228.	8204.9
Stddev	12.2	10.6	74.	27.2
%RSD	.22412	.24633	.12558	.33100
Check ?	Chk Pass	Chk Pass	Chk Pass	Chk Pass
Value	92.522%	96.894%	95.486%	99.636%
Range				

PDF created with pdfFactory Pro trial version www.pdffactory.com

Sample Name: CCV-2632473 Acquired: 7/28/2016 18:44:45 Type: QC
Method: ICP I9 Method 200.7-6010(v139) Mode: CONC Corr. Factor: 1.000000
User: analyst Custom ID1: Custom ID2: Custom ID3:
Comment:

Elem	Ag3280	Al3082	As1890	B_1826	Ba4554	Be3130	Ca3179	Cd2288
IS Ref	(Y_3600)	(Y_3710)	(Y_2243)	(Y_2243)	(Y_3710)	(Y_3710)	(Y_3710)	(Y_2243)
Units	ppb	ppb	ppb	ppb	ppb	ppb	ppb	ppb
Avg	994.20	25220.	492.19	5061.9	1942.9	1974.7	50828.	493.7
Stddev	2.04	123.	2.46	16.4	1.3	4.3	202.	1.7
%RSD	.20563	.48675	.49906	.32313	.06573	.21837	.39745	.3500
Check ?	Chk Pass	Chk Pass	Chk Pass	Chk Pass	Chk Pass	Chk Pass	Chk Pass	Chk Pass
Value								
Range								

Elem	Co2286	Cr2677	Cu3273	Fe2599	K_7664	Li6707	Mg2790	Mn2576
IS Ref	(In2306)	(Y_3600)	(Y_3600)	(Y_3710)	(Y_3710)	(Y_3710)	(Y_3710)	(Y_3600)
Units	ppb	ppb	ppb	ppb	ppb	ppb	ppb	ppb
Avg	1975.0	1934.2	1935.3	25220.	49093.	4938.7	49523.	1960.2
Stddev	9.1	4.3	2.7	22.	123.	12.7	129.	1.1
%RSD	.46046	.22330	.13800	.08670	.25153	.25807	.26079	.05563
Check ?	Chk Pass	Chk Pass	Chk Pass	Chk Pass	Chk Pass	Chk Pass	Chk Pass	Chk Pass
Value								
Range								

Elem	Mo2020	Na5895	Ni2316	Pb2203	Sb2175	Se1960	Sn1899	Ti3372
IS Ref	(Y_2243)	(Y_3710)	(In2306)	(Y_2243)	(Y_2243)	(Y_2243)	(In2306)	(Y_3600)
Units	ppb	ppb	ppb	ppb	ppb	ppb	ppb	ppb
Avg	1989.4	48717.	1975.1	483.78	508.5	504.63	5033.8	4936.3
Stddev	11.3	95.	10.2	2.44	3.3	2.16	30.0	18.8
%RSD	.56793	.19480	.51789	.50401	.6487	.42738	.59518	.37988
Check ?	Chk Pass	Chk Pass	Chk Pass	Chk Pass	Chk Pass	Chk Pass	Chk Pass	Chk Pass
Value								
Range								

PDF created with pdfFactory Pro trial version www.pdffactory.com

Sample Name: CCV-2632473 Acquired: 7/28/2016 18:44:45 Type: QC
Method: ICP I9 Method 200.7-6010(v139) Mode: CONC Corr. Factor: 1.000000
User: analyst Custom ID1: Custom ID2: Custom ID3:
Comment:

Elem	Tl1908	V_2908	Zn2062	Si2516	Sr3464
IS Ref	(In2306)	(Y_3710)	(In2306)	(Y_3710)	(Y_3710)
Units	ppb	ppb	ppb	ppb	ppb
Avg	997.35	1976.4	2010.1	5204.8	4908.6
Stddev	5.01	5.8	10.1	46.2	7.0
%RSD	.50227	.29125	.50200	.88667	.14246
Check ?	Chk Pass	Chk Pass	Chk Pass	Chk Pass	Chk Pass
Value					
Range					

Int. Std.	In2306	Y_2243	Y_3600	Y_3710
Units	Cts/S	Cts/S	Cts/S	Cts/S
Avg	5228.9	4257.3	58632.	8028.9
Stddev	3.7	2.8	52.	29.6
%RSD	.07000	.06606	.08837	.36889

PDF created with pdfFactory Pro trial version www.pdffactory.com

Sample Name: CCB Acquired: 7/28/2016 18:48:36 Type: QC
Method: ICP I9 Method 200.7-6010(v139) Mode: CONC Corr. Factor: 1.000000
User: analyst Custom ID1: Custom ID2: Custom ID3:
Comment:

Elem	Ag3280	Al3082	As1890	B_1826	Ba4554	Be3130	Ca3179	Cd2288
IS Ref	(Y_3600)	(Y_3710)	(Y_2243)	(Y_2243)	(Y_3710)	(Y_3710)	(Y_3710)	(Y_2243)
Units	ppb	ppb	ppb	ppb	ppb	ppb	ppb	ppb
Avg	-.28795	3.6678	-.50314	7.9352	.29105	.13258	5.3573	-.1374
Stddev	.18791	9.6360	1.3204	.4408	.02511	.03641	3.0620	.1631
%RSD	65.258	262.72	262.42	5.5546	8.6286	27.461	57.156	118.7
Check ?	Chk Pass	Chk Pass	Chk Pass	Chk Pass	Chk Pass	Chk Pass	Chk Pass	Chk Pass
High Limit								
Low Limit								

Elem	Co2286	Cr2677	Cu3273	Fe2599	K_7664	Li6707	Mg2790	Mn2576
IS Ref	(In2306)	(Y_3600)	(Y_3600)	(Y_3710)	(Y_3710)	(Y_3710)	(Y_3710)	(Y_3600)
Units	ppb	ppb	ppb	ppb	ppb	ppb	ppb	ppb
Avg	-.01993	.20085	-.28164	2.3999	255.83	14.676	8.9230	-.14819
Stddev	.29252	.41216	.54826	.9467	23.43	1.835	9.9300	.02250
%RSD	1468.0	205.20	194.66	39.449	9.1600	12.503	111.29	15.185
Check ?	Chk Pass	Chk Pass	Chk Pass	Chk Pass	Chk Pass	Chk Pass	Chk Pass	Chk Pass
High Limit								
Low Limit								

Elem	Mo2020	Na5895	Ni2316	Pb2203	Sb2175	Se1960	Sn1899	Ti3372
IS Ref	(Y_2243)	(Y_3710)	(In2306)	(Y_2243)	(Y_2243)	(Y_2243)	(In2306)	(Y_3600)
Units	ppb	ppb	ppb	ppb	ppb	ppb	ppb	ppb
Avg	2.7643	269.62	.27089	.18663	-.3163	-1.0811	.27543	1.7161
Stddev	.3118	3.02	.24591	1.3487	1.191	.9806	.29838	.1700
%RSD	11.278	1.1215	90.776	722.67	376.4	90.702	108.33	9.9054
Check ?	Chk Pass	Chk Pass	Chk Pass	Chk Pass	Chk Pass	Chk Pass	Chk Pass	Chk Pass
High Limit								
Low Limit								

PDF created with pdfFactory Pro trial version www.pdffactory.com

Sample Name: CCB Acquired: 7/28/2016 18:48:36 Type: QC
Method: ICP I9 Method 200.7-6010(v139) Mode: CONC Corr. Factor: 1.000000
User: analyst Custom ID1: Custom ID2: Custom ID3:
Comment:

Elem	Tl1908	V_2908	Zn2062	Si2516	Sr3464
IS Ref	(In2306)	(Y_3710)	(In2306)	(Y_3710)	(Y_3710)
Units	ppb	ppb	ppb	ppb	ppb
Avg	-.43724	-2.0818	.00288	-15.896	-.37763
Stddev	.49455	1.4206	.07438	6.902	4.3840
%RSD	113.11	68.241	2587.1	43.420	1160.9
Check ?	Chk Pass	Chk Pass	Chk Pass	Chk Pass	Chk Pass
High Limit					
Low Limit					

Int. Std.	In2306	Y_2243	Y_3600	Y_3710
Units	Cts/S	Cts/S	Cts/S	Cts/S
Avg	5898.0	4446.2	62322.	8114.7
Stddev	4.9	3.1	226.	30.7
%RSD	.08225	.07037	.36217	.37879

PDF created with pdfFactory Pro trial version www.pdffactory.com

Sample Name: 240-67474-a-1-c Acquired: 7/28/2016 18:52:44 Type: Unk
Method: ICP I9 Method 200.7-6010(v139) Mode: CONC Corr. Factor: 1.000000
User: analyst Custom ID1: Custom ID2: Custom ID3:
Comment:

Elem	Ag3280	Al3082	As1890	B_1826	Ba4554	Be3130
IS Ref	(Y_3600)	(Y_3710)	(Y_2243)	(Y_2243)	(Y_3710)	(Y_3710)
Units	ppb	ppb	ppb	ppb	ppb	ppb
Avg	-.33283	113.41	7.9376	1536.2	116.19	.00160
Stddev	.55426	14.24	1.5143	17.7	.12	.03059
%RSD	166.53	12.559	19.077	1.1540	.10145	1909.6
Check ?	Chk Pass	Chk Pass	Chk Pass	Chk Pass	Chk Pass	Chk Pass
High Limit						
Low Limit						

Elem	Ca3179	Cd2288	Co2286	Cr2677	Cu3273	Fe2599
IS Ref	(Y_3710)	(Y_2243)	(In2306)	(Y_3600)	(Y_3600)	(Y_3710)
Units	ppb	ppb	ppb	ppb	ppb	ppb
Avg	9641.0	-.1954	.15122	3.8304	64.370	277.04
Stddev	31.4	.0533	.13397	.0825	.248	1.86
%RSD	.32572	27.29	88.588	2.1528	.38507	.67252
Check ?	Chk Pass	Chk Pass	Chk Pass	Chk Pass	Chk Pass	Chk Pass
High Limit						
Low Limit						

Elem	K_7664	Li6707	Mg2790	Mn2576	Mo2020	Na5895
IS Ref	(Y_3710)	(Y_3710)	(Y_3710)	(Y_3600)	(Y_2243)	(Y_3710)
Units	ppb	ppb	ppb	ppb	ppb	ppb
Avg	2133.5	315.84	2988.3	26.533	1.0110	F 1116000.
Stddev	8.7	6.81	18.3	.102	.1513	36202.
%RSD	.40833	2.1573	.61141	.38421	14.964	3.2441
Check ?	Chk Pass	Chk Pass	Chk Pass	Chk Pass	Chk Pass	Chk Fail
High Limit						500000.
Low Limit						-500000.

PDF created with pdfFactory Pro trial version www.pdffactory.com

Sample Name: 240-67474-a-1-c Acquired: 7/28/2016 18:52:44 Type: Unk
Method: ICP I9 Method 200.7-6010(v139) Mode: CONC Corr. Factor: 1.000000
User: analyst Custom ID1: Custom ID2: Custom ID3:
Comment:

Elem	Ni2316	Pb2203	Sb2175	Se1960	Sn1899	Ti3372
IS Ref	(In2306)	(Y_2243)	(Y_2243)	(Y_2243)	(In2306)	(Y_3600)
Units	ppb	ppb	ppb	ppb	ppb	ppb
Avg	7.2126	1.2697	-1.323	6.4411	4.8895	3.9817
Stddev	.3116	1.1777	.976	.5954	.5154	.1638
%RSD	4.3199	92.754	73.77	9.2439	10.540	4.1132
Check ?	Chk Pass	Chk Pass	Chk Pass	Chk Pass	Chk Pass	Chk Pass
High Limit						
Low Limit						

Elem	Tl1908	V_2908	Zn2062	Si2516	Sr3464
IS Ref	(In2306)	(Y_3710)	(In2306)	(Y_3710)	(Y_3710)
Units	ppb	ppb	ppb	ppb	ppb
Avg	-3.3730	-.66848	813.73	1568.4	83.481
Stddev	.7735	1.3240	13.05	9.3	6.142
%RSD	22.932	198.07	1.6039	.59129	7.3570
Check ?	Chk Pass	Chk Pass	Chk Pass	Chk Pass	Chk Pass
High Limit					
Low Limit					

Int. Std.	In2306	Y_2243	Y_3600	Y_3710
Units	Cts/S	Cts/S	Cts/S	Cts/S
Avg	4686.2	3967.6	52674.	7975.6
Stddev	14.2	12.0	350.	9.5
%RSD	.30259	.30306	.66385	.11873
Check ?	Chk Pass	Chk Pass	Chk Pass	Chk Pass
Value	79.845%	89.471%	84.920%	96.852%
Range				

PDF created with pdfFactory Pro trial version www.pdffactory.com

Sample Name: 240-67460-a-1-f Acquired: 7/28/2016 18:56:54 Type: Unk
Method: ICP I9 Method 200.7-6010(v139) Mode: CONC Corr. Factor: 1.000000
User: analyst Custom ID1: Custom ID2: Custom ID3:
Comment:

Elem	Ag3280	Al3082	As1890	B_1826	Ba4554	Be3130	Ca3179	Cd2288
IS Ref	(Y_3600)	(Y_3710)	(Y_2243)	(Y_2243)	(Y_3710)	(Y_3710)	(Y_3710)	(Y_2243)
Units	ppb	ppb	ppb	ppb	ppb	ppb	ppb	ppb
Avg	-.15756	8.1462	-1.5243	889.61	1.9603	.02644	2210.6	.2378
Stddev	.26470	23.215	1.6353	11.06	.1655	.02081	10.9	.0353
%RSD	168.00	284.98	107.29	1.2427	8.4419	78.705	.49265	14.84
Check ?	Chk Pass	Chk Pass	Chk Pass	Chk Pass	Chk Pass	Chk Pass	Chk Pass	Chk Pass
High Limit								
Low Limit								

Elem	Co2286	Cr2677	Cu3273	Fe2599	K_7664	Li6707	Mg2790	Mn2576
IS Ref	(In2306)	(Y_3600)	(Y_3600)	(Y_3710)	(Y_3710)	(Y_3710)	(Y_3710)	(Y_3600)
Units	ppb	ppb	ppb	ppb	ppb	ppb	ppb	ppb
Avg	-.22823	1.4218	9.1993	107.88	287.67	76.534	107.08	-1.1254
Stddev	.12283	.1518	.3698	1.97	39.20	3.765	9.40	.0616
%RSD	53.821	10.676	4.0199	1.8298	13.625	4.9188	8.7774	5.4740
Check ?	Chk Pass	Chk Pass	Chk Pass	Chk Pass	Chk Pass	Chk Pass	Chk Pass	Chk Pass
High Limit								
Low Limit								

Elem	Mo2020	Na5895	Ni2316	Pb2203	Sb2175	Se1960	Sn1899	Ti3372
IS Ref	(Y_2243)	(Y_3710)	(In2306)	(Y_2243)	(Y_2243)	(Y_2243)	(In2306)	(Y_3600)
Units	ppb	ppb	ppb	ppb	ppb	ppb	ppb	ppb
Avg	334.48	1252.2	.92167	1.4519	2.245	-.38928	26.230	1.3626
Stddev	7.06	83.0	.16964	.1856	1.006	1.5558	.471	.0911
%RSD	2.1103	6.6311	18.406	12.783	44.84	399.66	1.7939	6.6855
Check ?	Chk Pass	Chk Pass	Chk Pass	Chk Pass	Chk Pass	Chk Pass	Chk Pass	Chk Pass
High Limit								
Low Limit								

PDF created with pdfFactory Pro trial version www.pdffactory.com

Sample Name: 240-67460-a-1-f Acquired: 7/28/2016 18:56:54 Type: Unk
Method: ICP I9 Method 200.7-6010(v139) Mode: CONC Corr. Factor: 1.000000
User: analyst Custom ID1: Custom ID2: Custom ID3:
Comment:

Elem	Tl1908	V_2908	Zn2062	Si2516	Sr3464
IS Ref	(In2306)	(Y_3710)	(In2306)	(Y_3710)	(Y_3710)
Units	ppb	ppb	ppb	ppb	ppb
Avg	-1.7329	1.5036	826.26	82.387	4.1432
Stddev	.2637	3.8035	14.63	4.428	1.7832
%RSD	15.220	252.96	1.7707	5.3741	43.039
Check ?	Chk Pass	Chk Pass	Chk Pass	Chk Pass	Chk Pass
High Limit					
Low Limit					

Int. Std.	In2306	Y_2243	Y_3600	Y_3710
Units	Cts/S	Cts/S	Cts/S	Cts/S
Avg	5944.0	4450.6	63199.	8347.6
Stddev	8.2	7.4	176.	30.1
%RSD	.13769	.16572	.27911	.36069
Check ?	Chk Pass	Chk Pass	Chk Pass	Chk Pass
Value	101.28%	100.36%	101.89%	101.37%
Range				

PDF created with pdfFactory Pro trial version www.pdffactory.com

Sample Name: 240-67309-a-1-b Acquired: 7/28/2016 19:00:57 Type: Unk
Method: ICP I9 Method 200.7-6010(v139) Mode: CONC Corr. Factor: 1.000000
User: analyst Custom ID1: Custom ID2: Custom ID3:
Comment:

Elem	Ag3280	Al3082	As1890	B_1826	Ba4554	Be3130	Ca3179
IS Ref	(Y_3600)	(Y_3710)	(Y_2243)	(Y_2243)	(Y_3710)	(Y_3710)	(Y_3710)
Units	ppb	ppb	ppb	ppb	ppb	ppb	ppb
Avg	-1.1436	33491.	20.604	32.371	177.77	1.7550	282890.
Stddev	.2973	158.	2.275	.541	.34	.0346	2607.
%RSD	25.995	.47273	11.041	1.6712	.19346	1.9716	.92168
Check ?	Chk Pass	Chk Pass	Chk Pass	Chk Pass	Chk Pass	Chk Pass	Chk Pass
High Limit							
Low Limit							

Elem	Cd2288	Co2286	Cr2677	Cu3273	Fe2599	K_7664	Li6707
IS Ref	(Y_2243)	(In2306)	(Y_3600)	(Y_3600)	(Y_3710)	(Y_3710)	(Y_3710)
Units	ppb	ppb	ppb	ppb	ppb	ppb	ppb
Avg	1.270	21.343	143.37	77.180	52453.	4359.2	73.874
Stddev	.066	.187	.22	.423	69.	32.3	1.069
%RSD	5.181	.87643	.15139	.54835	.13155	.74192	1.4474
Check ?	Chk Pass	Chk Pass	Chk Pass	Chk Pass	Chk Pass	Chk Pass	Chk Pass
High Limit							
Low Limit							

Elem	Mg2790	Mn2576	Mo2020	Na5895	Ni2316	Pb2203	Sb2175
IS Ref	(Y_3710)	(Y_3600)	(Y_2243)	(Y_3710)	(In2306)	(Y_2243)	(Y_2243)
Units	ppb	ppb	ppb	ppb	ppb	ppb	ppb
Avg	54552.	1350.2	6.2874	969.00	103.94	117.61	-.6158
Stddev	139.	1.0	.2552	6.82	.64	1.55	1.253
%RSD	.25514	.07276	4.0588	.70370	.61758	1.3159	203.5
Check ?	Chk Pass	Chk Pass	Chk Pass	Chk Pass	Chk Pass	Chk Pass	Chk Pass
High Limit							
Low Limit							

PDF created with pdfFactory Pro trial version www.pdffactory.com

Sample Name: 240-67309-a-1-b Acquired: 7/28/2016 19:00:57 Type: Unk
Method: ICP I9 Method 200.7-6010(v139) Mode: CONC Corr. Factor: 1.000000
User: analyst Custom ID1: Custom ID2: Custom ID3:
Comment:

Elem	Se1960	Sn1899	Ti3372	Tl1908	V_2908	Zn2062	Si2516
IS Ref	(Y_2243)	(In2306)	(Y_3600)	(In2306)	(Y_3710)	(In2306)	(Y_3710)
Units	ppb	ppb	ppb	ppb	ppb	ppb	ppb
Avg	.46713	89.893	1051.5	4.9691	78.670	611.10	4450.7
Stddev	1.1334	1.378	.9	.6186	2.870	6.29	17.0
%RSD	242.63	1.5331	.08438	12.448	3.6481	1.0296	.38188
Check ?	Chk Pass	Chk Pass	Chk Pass	Chk Pass	Chk Pass	Chk Pass	Chk Pass
High Limit							
Low Limit							

Elem	Sr3464
IS Ref	(Y_3710)
Units	ppb
Avg	170.87
Stddev	6.79
%RSD	3.9764
Check ?	Chk Pass
High Limit	
Low Limit	

Int. Std.	In2306	Y_2243	Y_3600	Y_3710
Units	Cts/S	Cts/S	Cts/S	Cts/S
Avg	5147.3	4329.4	60090.	8344.0
Stddev	13.2	11.3	146.	30.2
%RSD	.25655	.26091	.24283	.36198
Check ?	Chk Pass	Chk Pass	Chk Pass	Chk Pass
Value	87.702%	97.630%	96.876%	101.33%
Range				

PDF created with pdfFactory Pro trial version www.pdffactory.com

Sample Name: 240-67309-a-2-b Acquired: 7/28/2016 19:05:01 Type: Unk
Method: ICP I9 Method 200.7-6010(v139) Mode: CONC Corr. Factor: 1.000000
User: analyst Custom ID1: Custom ID2: Custom ID3:
Comment:

Elem	Ag3280	Al3082	As1890	B_1826	Ba4554	Be3130	Ca3179
IS Ref	(Y_3600)	(Y_3710)	(Y_2243)	(Y_2243)	(Y_3710)	(Y_3710)	(Y_3710)
Units	ppb	ppb	ppb	ppb	ppb	ppb	ppb
Avg	-.78439	31746.	21.577	34.629	191.07	1.8192	329770.
Stddev	.33750	178.	2.535	.634	.38	.0737	1475.
%RSD	43.027	.55947	11.746	1.8295	.19961	4.0517	.44737
Check ?	Chk Pass	Chk Pass	Chk Pass	Chk Pass	Chk Pass	Chk Pass	Chk Pass
High Limit							
Low Limit							

Elem	Cd2288	Co2286	Cr2677	Cu3273	Fe2599	K_7664	Li6707
IS Ref	(Y_2243)	(In2306)	(Y_3600)	(Y_3600)	(Y_3710)	(Y_3710)	(Y_3710)
Units	ppb	ppb	ppb	ppb	ppb	ppb	ppb
Avg	1.399	21.128	118.82	90.674	56977.	4617.0	71.450
Stddev	.262	.327	.36	.331	125.	25.7	1.333
%RSD	18.70	1.5463	.30178	.36525	.21890	.55643	1.8661
Check ?	Chk Pass	Chk Pass	Chk Pass	Chk Pass	Chk Pass	Chk Pass	Chk Pass
High Limit							
Low Limit							

Elem	Mg2790	Mn2576	Mo2020	Na5895	Ni2316	Pb2203	Sb2175
IS Ref	(Y_3710)	(Y_3600)	(Y_2243)	(Y_3710)	(In2306)	(Y_2243)	(Y_2243)
Units	ppb	ppb	ppb	ppb	ppb	ppb	ppb
Avg	52512.	1504.5	7.4641	901.24	98.178	133.29	-.4764
Stddev	329.	3.5	.3056	25.84	.712	1.32	.8217
%RSD	.62567	.23571	4.0939	2.8674	.72570	.98860	172.5
Check ?	Chk Pass	Chk Pass	Chk Pass	Chk Pass	Chk Pass	Chk Pass	Chk Pass
High Limit							
Low Limit							

PDF created with pdfFactory Pro trial version www.pdffactory.com

Sample Name: 240-67309-a-2-b Acquired: 7/28/2016 19:05:01 Type: Unk
Method: ICP I9 Method 200.7-6010(v139) Mode: CONC Corr. Factor: 1.000000
User: analyst Custom ID1: Custom ID2: Custom ID3:
Comment:

Elem	Se1960	Sn1899	Ti3372	Tl1908	V_2908	Zn2062	Si2516
IS Ref	(Y_2243)	(In2306)	(Y_3600)	(In2306)	(Y_3710)	(In2306)	(Y_3710)
Units	ppb	ppb	ppb	ppb	ppb	ppb	ppb
Avg	2.1605	34.011	1021.8	6.7806	77.891	282.76	4753.0
Stddev	.9066	.714	1.0	1.3424	1.569	3.30	40.3
%RSD	41.965	2.0984	.09526	19.798	2.0142	1.1674	.84731
Check ?	Chk Pass	Chk Pass	Chk Pass	Chk Pass	Chk Pass	Chk Pass	Chk Pass
High Limit							
Low Limit							

Elem	Sr3464
IS Ref	(Y_3710)
Units	ppb
Avg	206.36
Stddev	2.99
%RSD	1.4511
Check ?	Chk Pass
High Limit	
Low Limit	

Int. Std.	In2306	Y_2243	Y_3600	Y_3710
Units	Cts/S	Cts/S	Cts/S	Cts/S
Avg	5111.7	4312.2	59921.	8252.6
Stddev	7.6	6.3	68.	55.1
%RSD	.14884	.14575	.11374	.66747
Check ?	Chk Pass	Chk Pass	Chk Pass	Chk Pass
Value	87.095%	97.242%	96.604%	100.22%
Range				

PDF created with pdfFactory Pro trial version www.pdffactory.com

Sample Name: 240-67309-a-3-b Acquired: 7/28/2016 19:09:04 Type: Unk
Method: ICP I9 Method 200.7-6010(v139) Mode: CONC Corr. Factor: 1.000000
User: analyst Custom ID1: Custom ID2: Custom ID3:
Comment:

Elem	Ag3280	Al3082	As1890	B_1826	Ba4554	Be3130	Ca3179
IS Ref	(Y_3600)	(Y_3710)	(Y_2243)	(Y_2243)	(Y_3710)	(Y_3710)	(Y_3710)
Units	ppb	ppb	ppb	ppb	ppb	ppb	ppb
Avg	-.66555	31102.	19.056	30.054	166.14	1.7729	291800.
Stddev	.09533	22.	1.974	.774	.72	.0337	2199.
%RSD	14.324	.07140	10.356	2.5766	.43172	1.9015	.75368
Check ?	Chk Pass	Chk Pass	Chk Pass	Chk Pass	Chk Pass	Chk Pass	Chk Pass
High Limit							
Low Limit							

Elem	Cd2288	Co2286	Cr2677	Cu3273	Fe2599	K_7664	Li6707
IS Ref	(Y_2243)	(In2306)	(Y_3600)	(Y_3600)	(Y_3710)	(Y_3710)	(Y_3710)
Units	ppb	ppb	ppb	ppb	ppb	ppb	ppb
Avg	1.129	19.672	96.230	85.664	51246.	4271.4	63.485
Stddev	.046	.229	.407	.912	62.	15.4	1.674
%RSD	4.086	1.1641	.42326	1.0650	.12122	.36146	2.6376
Check ?	Chk Pass	Chk Pass	Chk Pass	Chk Pass	Chk Pass	Chk Pass	Chk Pass
High Limit							
Low Limit							

Elem	Mg2790	Mn2576	Mo2020	Na5895	Ni2316	Pb2203	Sb2175
IS Ref	(Y_3710)	(Y_3600)	(Y_2243)	(Y_3710)	(In2306)	(Y_2243)	(Y_2243)
Units	ppb	ppb	ppb	ppb	ppb	ppb	ppb
Avg	56672.	1242.7	5.4966	790.48	82.456	66.408	-1.485
Stddev	47.	5.2	.1127	7.82	.798	1.017	1.559
%RSD	.08221	.41465	2.0494	.98908	.96751	1.5309	104.9
Check ?	Chk Pass	Chk Pass	Chk Pass	Chk Pass	Chk Pass	Chk Pass	Chk Pass
High Limit							
Low Limit							

PDF created with pdfFactory Pro trial version www.pdffactory.com

Sample Name: 240-67309-a-3-b Acquired: 7/28/2016 19:09:04 Type: Unk
Method: ICP I9 Method 200.7-6010(v139) Mode: CONC Corr. Factor: 1.000000
User: analyst Custom ID1: Custom ID2: Custom ID3:
Comment:

Elem	Se1960	Sn1899	Ti3372	Tl1908	V_2908	Zn2062	Si2516
IS Ref	(Y_2243)	(In2306)	(Y_3600)	(In2306)	(Y_3710)	(In2306)	(Y_3710)
Units	ppb	ppb	ppb	ppb	ppb	ppb	ppb
Avg	-.16438	30.864	1080.3	5.9484	76.291	302.45	4323.5
Stddev	2.2370	.839	1.4	.4995	2.531	3.86	16.4
%RSD	1360.8	2.7189	.12504	8.3970	3.3179	1.2775	.37883
Check ?	Chk Pass	Chk Pass	Chk Pass	Chk Pass	Chk Pass	Chk Pass	Chk Pass
High Limit							
Low Limit							

Elem	Sr3464
IS Ref	(Y_3710)
Units	ppb
Avg	177.65
Stddev	1.31
%RSD	.73978
Check ?	Chk Pass
High Limit	
Low Limit	

Int. Std.	In2306	Y_2243	Y_3600	Y_3710
Units	Cts/S	Cts/S	Cts/S	Cts/S
Avg	5155.6	4330.5	60060.	8306.5
Stddev	1.4	.9	139.	29.0
%RSD	.02747	.02133	.23144	.34915
Check ?	Chk Pass	Chk Pass	Chk Pass	Chk Pass
Value	87.843%	97.655%	96.829%	100.87%
Range				

PDF created with pdfFactory Pro trial version www.pdffactory.com

Sample Name: 240-67309-a-4-b Acquired: 7/28/2016 19:13:08 Type: Unk
Method: ICP I9 Method 200.7-6010(v139) Mode: CONC Corr. Factor: 1.000000
User: analyst Custom ID1: Custom ID2: Custom ID3:
Comment:

Elem	Ag3280	Al3082	As1890	B_1826	Ba4554	Be3130	Ca3179
IS Ref	(Y_3600)	(Y_3710)	(Y_2243)	(Y_2243)	(Y_3710)	(Y_3710)	(Y_3710)
Units	ppb	ppb	ppb	ppb	ppb	ppb	ppb
Avg	-1.0718	34177.	20.192	37.068	213.85	1.8324	429050.
Stddev	.4431	82.	.432	.470	.44	.0609	1299.
%RSD	41.337	.23853	2.1416	1.2692	.20507	3.3208	.30268
Check ?	Chk Pass	Chk Pass	Chk Pass	Chk Pass	Chk Pass	Chk Pass	Chk Pass
High Limit							
Low Limit							

Elem	Cd2288	Co2286	Cr2677	Cu3273	Fe2599	K_7664	Li6707
IS Ref	(Y_2243)	(In2306)	(Y_3600)	(Y_3600)	(Y_3710)	(Y_3710)	(Y_3710)
Units	ppb	ppb	ppb	ppb	ppb	ppb	ppb
Avg	1.695	22.987	169.11	111.33	56837.	4832.9	73.758
Stddev	.186	.200	.21	.20	132.	9.5	1.408
%RSD	10.98	.86927	.12149	.18140	.23286	.19753	1.9086
Check ?	Chk Pass	Chk Pass	Chk Pass	Chk Pass	Chk Pass	Chk Pass	Chk Pass
High Limit							
Low Limit							

Elem	Mg2790	Mn2576	Mo2020	Na5895	Ni2316	Pb2203	Sb2175
IS Ref	(Y_3710)	(Y_3600)	(Y_2243)	(Y_3710)	(In2306)	(Y_2243)	(Y_2243)
Units	ppb	ppb	ppb	ppb	ppb	ppb	ppb
Avg	65431.	1801.2	8.5299	899.22	123.89	79.405	-.7089
Stddev	133.	4.4	.1728	13.10	.52	1.002	.6739
%RSD	.20349	.24392	2.0262	1.4572	.41936	1.2620	95.06
Check ?	Chk Pass	Chk Pass	Chk Pass	Chk Pass	Chk Pass	Chk Pass	Chk Pass
High Limit							
Low Limit							

PDF created with pdfFactory Pro trial version www.pdffactory.com

Sample Name: 240-67309-a-4-b Acquired: 7/28/2016 19:13:08 Type: Unk
Method: ICP I9 Method 200.7-6010(v139) Mode: CONC Corr. Factor: 1.000000
User: analyst Custom ID1: Custom ID2: Custom ID3:
Comment:

Elem	Se1960	Sn1899	Ti3372	Tl1908	V_2908	Zn2062	Si2516
IS Ref	(Y_2243)	(In2306)	(Y_3600)	(In2306)	(Y_3710)	(In2306)	(Y_3710)
Units	ppb	ppb	ppb	ppb	ppb	ppb	ppb
Avg	-.23833	36.893	1133.0	7.8160	80.157	299.35	5245.1
Stddev	1.8101	.154	1.5	1.6867	1.562	2.76	21.1
%RSD	759.49	.41612	.13600	21.580	1.9487	.92162	.40136
Check ?	Chk Pass	Chk Pass	Chk Pass	Chk Pass	Chk Pass	Chk Pass	Chk Pass
High Limit							
Low Limit							

Elem	Sr3464
IS Ref	(Y_3710)
Units	ppb
Avg	263.04
Stddev	2.10
%RSD	.80022
Check ?	Chk Pass
High Limit	
Low Limit	

Int. Std.	In2306	Y_2243	Y_3600	Y_3710
Units	Cts/S	Cts/S	Cts/S	Cts/S
Avg	5022.9	4292.3	59705.	8298.6
Stddev	2.8	7.8	25.	39.2
%RSD	.05479	.18093	.04173	.47218
Check ?	Chk Pass	Chk Pass	Chk Pass	Chk Pass
Value	85.582%	96.793%	96.255%	100.77%
Range				

PDF created with pdfFactory Pro trial version www.pdffactory.com

Sample Name: 240-67309-a-5-b Acquired: 7/28/2016 19:17:12 Type: Unk
Method: ICP I9 Method 200.7-6010(v139) Mode: CONC Corr. Factor: 1.000000
User: analyst Custom ID1: Custom ID2: Custom ID3:
Comment:

Elem	Ag3280	Al3082	As1890	B_1826	Ba4554	Be3130	Ca3179
IS Ref	(Y_3600)	(Y_3710)	(Y_2243)	(Y_2243)	(Y_3710)	(Y_3710)	(Y_3710)
Units	ppb	ppb	ppb	ppb	ppb	ppb	ppb
Avg	-.66548	45266.	30.303	46.667	343.65	2.5747	483720.
Stddev	.23173	314.	.273	.507	.51	.0647	1641.
%RSD	34.822	.69382	.90095	1.0858	.14725	2.5128	.33928
Check ?	Chk Pass	Chk Pass	Chk Pass	Chk Pass	Chk Pass	Chk Pass	Chk Pass
High Limit							
Low Limit							

Elem	Cd2288	Co2286	Cr2677	Cu3273	Fe2599	K_7664	Li6707
IS Ref	(Y_2243)	(In2306)	(Y_3600)	(Y_3600)	(Y_3710)	(Y_3710)	(Y_3710)
Units	ppb	ppb	ppb	ppb	ppb	ppb	ppb
Avg	2.010	31.137	183.27	215.41	79079.	6328.8	89.743
Stddev	.018	.291	.25	.65	143.	29.3	1.750
%RSD	.8993	.93351	.13716	.30404	.18099	.46223	1.9496
Check ?	Chk Pass	Chk Pass	Chk Pass	Chk Pass	Chk Pass	Chk Pass	Chk Pass
High Limit							
Low Limit							

Elem	Mg2790	Mn2576	Mo2020	Na5895	Ni2316	Pb2203	Sb2175
IS Ref	(Y_3710)	(Y_3600)	(Y_2243)	(Y_3710)	(In2306)	(Y_2243)	(Y_2243)
Units	ppb	ppb	ppb	ppb	ppb	ppb	ppb
Avg	75249.	2517.7	16.537	974.86	145.84	125.92	-.8606
Stddev	148.	1.5	.335	10.02	2.53	1.30	2.091
%RSD	.19720	.05861	2.0252	1.0277	1.7352	1.0305	243.0
Check ?	Chk Pass	Chk Pass	Chk Pass	Chk Pass	Chk Pass	Chk Pass	Chk Pass
High Limit							
Low Limit							

PDF created with pdfFactory Pro trial version www.pdffactory.com

Sample Name: 240-67309-a-5-b Acquired: 7/28/2016 19:17:12 Type: Unk
Method: ICP I9 Method 200.7-6010(v139) Mode: CONC Corr. Factor: 1.000000
User: analyst Custom ID1: Custom ID2: Custom ID3:
Comment:

Elem	Se1960	Sn1899	Ti3372	Tl1908	V_2908	Zn2062	Si2516
IS Ref	(Y_2243)	(In2306)	(Y_3600)	(In2306)	(Y_3710)	(In2306)	(Y_3710)
Units	ppb	ppb	ppb	ppb	ppb	ppb	ppb
Avg	1.6573	37.585	1134.6	11.279	105.26	347.14	4741.6
Stddev	1.1064	1.118	.4	.734	3.10	5.38	14.6
%RSD	66.758	2.9749	.03589	6.5086	2.9475	1.5487	.30867
Check ?	Chk Pass	Chk Pass	Chk Pass	Chk Pass	Chk Pass	Chk Pass	Chk Pass
High Limit							
Low Limit							

Elem	Sr3464
IS Ref	(Y_3710)
Units	ppb
Avg	305.39
Stddev	6.74
%RSD	2.2066
Check ?	Chk Pass
High Limit	
Low Limit	

Int. Std.	In2306	Y_2243	Y_3600	Y_3710
Units	Cts/S	Cts/S	Cts/S	Cts/S
Avg	4969.1	4310.6	59849.	8353.8
Stddev	12.8	8.4	83.	23.5
%RSD	.25822	.19373	.13841	.28107
Check ?	Chk Pass	Chk Pass	Chk Pass	Chk Pass
Value	84.665%	97.206%	96.487%	101.44%
Range				

PDF created with pdfFactory Pro trial version www.pdffactory.com

Sample Name: 240-67309-a-6-b Acquired: 7/28/2016 19:21:14 Type: Unk
Method: ICP I9 Method 200.7-6010(v139) Mode: CONC Corr. Factor: 1.000000
User: analyst Custom ID1: Custom ID2: Custom ID3:
Comment:

Elem	Ag3280	Al3082	As1890	B_1826	Ba4554	Be3130	Ca3179
IS Ref	(Y_3600)	(Y_3710)	(Y_2243)	(Y_2243)	(Y_3710)	(Y_3710)	(Y_3710)
Units	ppb	ppb	ppb	ppb	ppb	ppb	ppb
Avg	-.58501	31598.	38.069	41.629	278.05	1.8443	457020.
Stddev	.12728	99.	.570	.562	.66	.1310	3801.
%RSD	21.757	.31451	1.4970	1.3504	.23836	7.1012	.83167
Check ?	Chk Pass	Chk Pass	Chk Pass	Chk Pass	Chk Pass	Chk Pass	Chk Pass
High Limit							
Low Limit							

Elem	Cd2288	Co2286	Cr2677	Cu3273	Fe2599	K_7664	Li6707
IS Ref	(Y_2243)	(In2306)	(Y_3600)	(Y_3600)	(Y_3710)	(Y_3710)	(Y_3710)
Units	ppb	ppb	ppb	ppb	ppb	ppb	ppb
Avg	2.262	22.124	185.78	167.18	63345.	4176.3	75.818
Stddev	.076	.724	.48	.09	79.	3.4	1.464
%RSD	3.376	3.2722	.25863	.05131	.12533	.08103	1.9316
Check ?	Chk Pass	Chk Pass	Chk Pass	Chk Pass	Chk Pass	Chk Pass	Chk Pass
High Limit							
Low Limit							

Elem	Mg2790	Mn2576	Mo2020	Na5895	Ni2316	Pb2203	Sb2175
IS Ref	(Y_3710)	(Y_3600)	(Y_2243)	(Y_3710)	(In2306)	(Y_2243)	(Y_2243)
Units	ppb	ppb	ppb	ppb	ppb	ppb	ppb
Avg	63608.	1584.4	12.232	869.94	155.21	2962.6	350.3
Stddev	121.	1.3	.345	4.02	1.61	11.4	4.6
%RSD	.19034	.08003	2.8191	.46240	1.0373	.38480	1.299
Check ?	Chk Pass	Chk Pass	Chk Pass	Chk Pass	Chk Pass	Chk Pass	Chk Pass
High Limit							
Low Limit							

PDF created with pdfFactory Pro trial version www.pdffactory.com

Sample Name: 240-67309-a-6-b Acquired: 7/28/2016 19:21:14 Type: Unk
Method: ICP I9 Method 200.7-6010(v139) Mode: CONC Corr. Factor: 1.000000
User: analyst Custom ID1: Custom ID2: Custom ID3:
Comment:

Elem	Se1960	Sn1899	Ti3372	Tl1908	V_2908	Zn2062	Si2516
IS Ref	(Y_2243)	(In2306)	(Y_3600)	(In2306)	(Y_3710)	(In2306)	(Y_3710)
Units	ppb	ppb	ppb	ppb	ppb	ppb	ppb
Avg	3.4119	618.66	983.01	7.9467	76.653	341.38	4578.9
Stddev	2.8677	5.77	.84	1.0409	3.323	5.17	5.8
%RSD	84.051	.93297	.08505	13.098	4.3345	1.5158	.12708
Check ?	Chk Pass	Chk Pass	Chk Pass	Chk Pass	Chk Pass	Chk Pass	Chk Pass
High Limit							
Low Limit							

Elem	Sr3464
IS Ref	(Y_3710)
Units	ppb
Avg	266.49
Stddev	1.35
%RSD	.50542
Check ?	Chk Pass
High Limit	
Low Limit	

Int. Std.	In2306	Y_2243	Y_3600	Y_3710
Units	Cts/S	Cts/S	Cts/S	Cts/S
Avg	5021.0	4292.4	59538.	8313.6
Stddev	4.1	6.7	67.	18.0
%RSD	.08243	.15617	.11200	.21592
Check ?	Chk Pass	Chk Pass	Chk Pass	Chk Pass
Value	85.549%	96.795%	95.986%	100.96%
Range				

PDF created with pdfFactory Pro trial version www.pdffactory.com

Sample Name: 240-67309-a-7-b Acquired: 7/28/2016 19:25:14 Type: Unk
Method: ICP I9 Method 200.7-6010(v139) Mode: CONC Corr. Factor: 1.000000
User: analyst Custom ID1: Custom ID2: Custom ID3:
Comment:

Elem	Ag3280	Al3082	As1890	B_1826	Ba4554	Be3130	Ca3179
IS Ref	(Y_3600)	(Y_3710)	(Y_2243)	(Y_2243)	(Y_3710)	(Y_3710)	(Y_3710)
Units	ppb	ppb	ppb	ppb	ppb	ppb	ppb
Avg	-.61258	27412.	24.872	38.685	358.46	1.6207	384340.
Stddev	.11339	81.	.943	.581	.58	.0500	852.
%RSD	18.510	.29429	3.7895	1.5017	.16312	3.0839	.22171
Check ?	Chk Pass	Chk Pass	Chk Pass	Chk Pass	Chk Pass	Chk Pass	Chk Pass
High Limit							
Low Limit							

Elem	Cd2288	Co2286	Cr2677	Cu3273	Fe2599	K_7664	Li6707
IS Ref	(Y_2243)	(In2306)	(Y_3600)	(Y_3600)	(Y_3710)	(Y_3710)	(Y_3710)
Units	ppb	ppb	ppb	ppb	ppb	ppb	ppb
Avg	2.100	19.645	90.835	156.43	66173.	3373.2	66.160
Stddev	.072	.346	.380	.52	77.	25.1	1.192
%RSD	3.411	1.7605	.41861	.33208	.11707	.74375	1.8023
Check ?	Chk Pass	Chk Pass	Chk Pass	Chk Pass	Chk Pass	Chk Pass	Chk Pass
High Limit							
Low Limit							

Elem	Mg2790	Mn2576	Mo2020	Na5895	Ni2316	Pb2203	Sb2175
IS Ref	(Y_3710)	(Y_3600)	(Y_2243)	(Y_3710)	(In2306)	(Y_2243)	(Y_2243)
Units	ppb	ppb	ppb	ppb	ppb	ppb	ppb
Avg	53299.	1589.1	10.511	813.80	103.25	281.01	2.040
Stddev	62.	3.5	.299	1.56	1.71	1.92	1.696
%RSD	.11713	.22090	2.8475	.19150	1.6529	.68177	83.13
Check ?	Chk Pass	Chk Pass	Chk Pass	Chk Pass	Chk Pass	Chk Pass	Chk Pass
High Limit							
Low Limit							

PDF created with pdfFactory Pro trial version www.pdffactory.com

Sample Name: 240-67309-a-7-b Acquired: 7/28/2016 19:25:14 Type: Unk
Method: ICP I9 Method 200.7-6010(v139) Mode: CONC Corr. Factor: 1.000000
User: analyst Custom ID1: Custom ID2: Custom ID3:
Comment:

Elem	Se1960	Sn1899	Ti3372	Tl1908	V_2908	Zn2062	Si2516
IS Ref	(Y_2243)	(In2306)	(Y_3600)	(In2306)	(Y_3710)	(In2306)	(Y_3710)
Units	ppb	ppb	ppb	ppb	ppb	ppb	ppb
Avg	.68259	46.628	918.82	6.9237	70.156	401.67	4395.7
Stddev	1.3817	.533	1.37	.3334	1.461	2.79	24.4
%RSD	202.42	1.1429	.14961	4.8154	2.0831	.69427	.55500
Check ?	Chk Pass	Chk Pass	Chk Pass	Chk Pass	Chk Pass	Chk Pass	Chk Pass
High Limit							
Low Limit							

Elem	Sr3464
IS Ref	(Y_3710)
Units	ppb
Avg	249.30
Stddev	4.73
%RSD	1.8962
Check ?	Chk Pass
High Limit	
Low Limit	

Int. Std.	In2306	Y_2243	Y_3600	Y_3710
Units	Cts/S	Cts/S	Cts/S	Cts/S
Avg	5099.6	4303.3	59739.	8388.5
Stddev	3.4	2.1	77.	40.4
%RSD	.06616	.04967	.12833	.48201
Check ?	Chk Pass	Chk Pass	Chk Pass	Chk Pass
Value	86.889%	97.041%	96.310%	101.87%
Range				

PDF created with pdfFactory Pro trial version www.pdffactory.com

Sample Name: 240-67470-g-6-a Acquired: 7/28/2016 19:29:16 Type: Unk
Method: ICP I9 Method 200.7-6010(v139) Mode: CONC Corr. Factor: 1.000000
User: analyst Custom ID1: Custom ID2: Custom ID3:
Comment:

Elem	Ag3280	Al3082	As1890	B_1826	Ba4554	Be3130
IS Ref	(Y_3600)	(Y_3710)	(Y_2243)	(Y_2243)	(Y_3710)	(Y_3710)
Units	ppb	ppb	ppb	ppb	ppb	ppb
Avg	-.43824	16.209	2.0828	6.7893	193.08	.11155
Stddev	.47096	5.930	1.1115	.3275	.35	.06314
%RSD	107.47	36.582	53.364	4.8231	.18025	56.602
Check ?	Chk Pass	Chk Pass	Chk Pass	Chk Pass	Chk Pass	Chk Pass
High Limit						
Low Limit						

Elem	Ca3179	Cd2288	Co2286	Cr2677	Cu3273	Fe2599
IS Ref	(Y_3710)	(Y_2243)	(In2306)	(Y_3600)	(Y_3600)	(Y_3710)
Units	ppb	ppb	ppb	ppb	ppb	ppb
Avg	F 1008400.	-.0775	.38319	3.2726	3.7534	10.532
Stddev	16900.	.1828	.18552	.2078	.4866	.639
%RSD	1.6760	235.7	48.414	6.3489	12.964	6.0693
Check ?	Chk Fail	Chk Pass	Chk Pass	Chk Pass	Chk Pass	Chk Pass
High Limit	800000.					
Low Limit	-500000.					

Elem	K_7664	Li6707	Mg2790	Mn2576	Mo2020	Na5895
IS Ref	(Y_3710)	(Y_3710)	(Y_3710)	(Y_3600)	(Y_2243)	(Y_3710)
Units	ppb	ppb	ppb	ppb	ppb	ppb
Avg	6293.2	97.013	-4.7157	-2.4137	3.7334	18134.
Stddev	27.8	2.103	1.7055	.0530	.1280	46.
%RSD	.44124	2.1677	36.166	2.1976	3.4279	.25269
Check ?	Chk Pass	Chk Pass	Chk Pass	Chk Pass	Chk Pass	Chk Pass
High Limit						
Low Limit						

PDF created with pdfFactory Pro trial version www.pdffactory.com

Sample Name: 240-67470-g-6-a Acquired: 7/28/2016 19:29:16 Type: Unk
Method: ICP I9 Method 200.7-6010(v139) Mode: CONC Corr. Factor: 1.000000
User: analyst Custom ID1: Custom ID2: Custom ID3:
Comment:

Elem	Ni2316	Pb2203	Sb2175	Se1960	Sn1899	Ti3372
IS Ref	(In2306)	(Y_2243)	(Y_2243)	(Y_2243)	(In2306)	(Y_3600)
Units	ppb	ppb	ppb	ppb	ppb	ppb
Avg	5.5115	6.1818	-3.902	1.9009	1.1409	-1.6869
Stddev	.3725	.3609	3.426	2.2699	.5491	.0645
%RSD	6.7589	5.8389	87.81	119.41	48.132	3.8231
Check ?	Chk Pass	Chk Pass	Chk Pass	Chk Pass	Chk Pass	Chk Pass
High Limit						
Low Limit						

Elem	Tl1908	V_2908	Zn2062	Si2516	Sr3464
IS Ref	(In2306)	(Y_3710)	(In2306)	(Y_3710)	(Y_3710)
Units	ppb	ppb	ppb	ppb	ppb
Avg	3.1456	-6.6299	20.515	110.22	5744.5
Stddev	.7516	2.9724	.166	5.95	19.1
%RSD	23.894	44.833	.80859	5.3998	.33285
Check ?	Chk Pass	Chk Pass	Chk Pass	Chk Pass	Chk Pass
High Limit					
Low Limit					

Int. Std.	In2306	Y_2243	Y_3600	Y_3710
Units	Cts/S	Cts/S	Cts/S	Cts/S
Avg	4854.0	4004.7	55621.	7989.6
Stddev	3.3	8.3	70.	30.2
%RSD	.06818	.20602	.12636	.37780
Check ?	Chk Pass	Chk Pass	Chk Pass	Chk Pass
Value	82.705%	90.307%	89.672%	97.022%
Range				

PDF created with pdfFactory Pro trial version www.pdffactory.com

Sample Name: CCV-2632473 Acquired: 7/28/2016 19:33:31 Type: QC
Method: ICP I9 Method 200.7-6010(v139) Mode: CONC Corr. Factor: 1.000000
User: analyst Custom ID1: Custom ID2: Custom ID3:
Comment:

Elem	Ag3280	Al3082	As1890	B_1826	Ba4554	Be3130	Ca3179	Cd2288
IS Ref	(Y_3600)	(Y_3710)	(Y_2243)	(Y_2243)	(Y_3710)	(Y_3710)	(Y_3710)	(Y_2243)
Units	ppb	ppb	ppb	ppb	ppb	ppb	ppb	ppb
Avg	1003.6	25607.	499.81	5125.5	1959.8	1996.6	51634.	499.9
Stddev	1.2	159.	.83	10.6	1.8	6.7	304.	2.2
%RSD	.12222	.62003	.16513	.20751	.09183	.33450	.58881	.4432
Check ?	Chk Pass	Chk Pass	Chk Pass	Chk Pass	Chk Pass	Chk Pass	Chk Pass	Chk Pass
Value								
Range								

Elem	Co2286	Cr2677	Cu3273	Fe2599	K_7664	Li6707	Mg2790	Mn2576
IS Ref	(In2306)	(Y_3600)	(Y_3600)	(Y_3710)	(Y_3710)	(Y_3710)	(Y_3710)	(Y_3600)
Units	ppb	ppb	ppb	ppb	ppb	ppb	ppb	ppb
Avg	2002.2	1949.5	1956.4	25483.	49672.	4987.5	50016.	1969.3
Stddev	5.6	1.3	3.9	71.	231.	15.7	205.	4.1
%RSD	.27901	.06738	.20018	.27962	.46413	.31455	.41058	.20658
Check ?	Chk Pass	Chk Pass	Chk Pass	Chk Pass	Chk Pass	Chk Pass	Chk Pass	Chk Pass
Value								
Range								

Elem	Mo2020	Na5895	Ni2316	Pb2203	Sb2175	Se1960	Sn1899	Ti3372
IS Ref	(Y_2243)	(Y_3710)	(In2306)	(Y_2243)	(Y_2243)	(Y_2243)	(In2306)	(Y_3600)
Units	ppb	ppb	ppb	ppb	ppb	ppb	ppb	ppb
Avg	2017.6	49479.	2000.2	489.67	517.3	512.87	5107.7	4964.6
Stddev	10.1	109.	6.0	1.19	4.5	2.28	25.4	53.6
%RSD	.49979	.22115	.29934	.24329	.8665	.44511	.49702	1.0806
Check ?	Chk Pass	Chk Pass	Chk Pass	Chk Pass	Chk Pass	Chk Pass	Chk Pass	Chk Pass
Value								
Range								

PDF created with pdfFactory Pro trial version www.pdffactory.com

Sample Name: CCV-2632473 Acquired: 7/28/2016 19:33:31 Type: QC
Method: ICP I9 Method 200.7-6010(v139) Mode: CONC Corr. Factor: 1.000000
User: analyst Custom ID1: Custom ID2: Custom ID3:
Comment:

Elem	Tl1908	V_2908	Zn2062	Si2516	Sr3464
IS Ref	(In2306)	(Y_3710)	(In2306)	(Y_3710)	(Y_3710)
Units	ppb	ppb	ppb	ppb	ppb
Avg	1007.3	2003.5	2035.3	5267.6	4965.8
Stddev	6.0	13.1	7.2	78.8	24.1
%RSD	.59098	.65277	.35201	1.4966	.48481
Check ?	Chk Pass	Chk Pass	Chk Pass	Chk Pass	Chk Pass
Value					
Range					

Int. Std.	In2306	Y_2243	Y_3600	Y_3710
Units	Cts/S	Cts/S	Cts/S	Cts/S
Avg	5246.0	4278.4	59146.	8067.3
Stddev	3.6	.9	35.	45.7
%RSD	.06803	.02110	.05965	.56632

PDF created with pdfFactory Pro trial version www.pdffactory.com

Sample Name: CCB Acquired: 7/28/2016 19:37:21 Type: QC
Method: ICP I9 Method 200.7-6010(v139) Mode: CONC Corr. Factor: 1.000000
User: analyst Custom ID1: Custom ID2: Custom ID3:
Comment:

Elem	Ag3280	Al3082	As1890	B_1826	Ba4554	Be3130	Ca3179	Cd2288
IS Ref	(Y_3600)	(Y_3710)	(Y_2243)	(Y_2243)	(Y_3710)	(Y_3710)	(Y_3710)	(Y_2243)
Units	ppb	ppb	ppb	ppb	ppb	ppb	ppb	ppb
Avg	-.11112	11.076	-.68980	7.2310	-.17946	.09477	-2.1198	-.0965
Stddev	.21168	9.151	1.7338	.6401	.09136	.05725	1.3786	.1143
%RSD	190.49	82.624	251.35	8.8520	50.907	60.409	65.035	118.4
Check ?	Chk Pass	Chk Pass	Chk Pass	Chk Pass	Chk Pass	Chk Pass	Chk Pass	Chk Pass
High Limit								
Low Limit								

Elem	Co2286	Cr2677	Cu3273	Fe2599	K_7664	Li6707	Mg2790	Mn2576
IS Ref	(In2306)	(Y_3600)	(Y_3600)	(Y_3710)	(Y_3710)	(Y_3710)	(Y_3710)	(Y_3600)
Units	ppb	ppb	ppb	ppb	ppb	ppb	ppb	ppb
Avg	-.05188	-.07447	-.15541	2.2488	141.95	16.118	11.256	-1.0877
Stddev	.10362	.07272	.46703	.5146	32.17	.848	22.546	.0160
%RSD	199.75	97.663	300.52	22.884	22.663	5.2636	200.30	1.4700
Check ?	Chk Pass	Chk Pass	Chk Pass	Chk Pass	Chk Pass	Chk Pass	Chk Pass	Chk Pass
High Limit								
Low Limit								

Elem	Mo2020	Na5895	Ni2316	Pb2203	Sb2175	Se1960	Sn1899	Ti3372
IS Ref	(Y_2243)	(Y_3710)	(In2306)	(Y_2243)	(Y_2243)	(Y_2243)	(In2306)	(Y_3600)
Units	ppb	ppb	ppb	ppb	ppb	ppb	ppb	ppb
Avg	2.5403	145.96	-.15563	-1.0488	-.2431	.01780	.03516	1.4461
Stddev	.0264	4.23	.17515	2.0686	1.452	.81255	.36025	.1921
%RSD	1.0404	2.8964	112.54	197.23	597.3	4566.0	1024.7	13.281
Check ?	Chk Pass	Chk Pass	Chk Pass	Chk Pass	Chk Pass	Chk Pass	Chk Pass	Chk Pass
High Limit								
Low Limit								

PDF created with pdfFactory Pro trial version www.pdffactory.com

Sample Name: CCB Acquired: 7/28/2016 19:37:21 Type: QC
Method: ICP I9 Method 200.7-6010(v139) Mode: CONC Corr. Factor: 1.000000
User: analyst Custom ID1: Custom ID2: Custom ID3:
Comment:

Elem	Tl1908	V_2908	Zn2062	Si2516	Sr3464
IS Ref	(In2306)	(Y_3710)	(In2306)	(Y_3710)	(Y_3710)
Units	ppb	ppb	ppb	ppb	ppb
Avg	-.31693	-2.0451	-2.2732	-22.610	-.35201
Stddev	.69738	1.0582	.1036	4.317	4.0300
%RSD	220.04	51.742	4.5566	19.091	1144.9
Check ?	Chk Pass	Chk Pass	Chk Pass	Chk Pass	Chk Pass
High Limit					
Low Limit					

Int. Std.	In2306	Y_2243	Y_3600	Y_3710
Units	Cts/S	Cts/S	Cts/S	Cts/S
Avg	5941.6	4472.8	62543.	8188.5
Stddev	6.3	1.2	84.	19.7
%RSD	.10552	.02580	.13455	.24053

PDF created with pdfFactory Pro trial version www.pdffactory.com

Sample Name: 240-67470-g-7-a Acquired: 7/28/2016 19:41:29 Type: Unk
Method: ICP I9 Method 200.7-6010(v139) Mode: CONC Corr. Factor: 1.000000
User: analyst Custom ID1: Custom ID2: Custom ID3:
Comment:

Elem	Ag3280	Al3082	As1890	B_1826	Ba4554	Be3130
IS Ref	(Y_3600)	(Y_3710)	(Y_2243)	(Y_2243)	(Y_3710)	(Y_3710)
Units	ppb	ppb	ppb	ppb	ppb	ppb
Avg	-1.0181	19.659	4.3090	15.525	256.91	.10653
Stddev	.2353	19.048	1.9166	.893	.23	.06507
%RSD	23.111	96.892	44.478	5.7503	.08980	61.078
Check ?	Chk Pass	Chk Pass	Chk Pass	Chk Pass	Chk Pass	Chk Pass
High Limit						
Low Limit						

Elem	Ca3179	Cd2288	Co2286	Cr2677	Cu3273	Fe2599
IS Ref	(Y_3710)	(Y_2243)	(In2306)	(Y_3600)	(Y_3600)	(Y_3710)
Units	ppb	ppb	ppb	ppb	ppb	ppb
Avg	F 1210000.	-.0911	.24557	1.0065	5.6584	1.2847
Stddev	12076.	.0245	.17666	.1773	.1203	1.4442
%RSD	.99802	26.96	71.936	17.613	2.1264	112.42
Check ?	Chk Fail	Chk Pass	Chk Pass	Chk Pass	Chk Pass	Chk Pass
High Limit	800000.					
Low Limit	-500000.					

Elem	K_7664	Li6707	Mg2790	Mn2576	Mo2020	Na5895
IS Ref	(Y_3710)	(Y_3710)	(Y_3710)	(Y_3600)	(Y_2243)	(Y_3710)
Units	ppb	ppb	ppb	ppb	ppb	ppb
Avg	10832.	129.81	20.225	-2.5708	4.9856	26207.
Stddev	29.	3.71	8.854	.0697	.2334	32.
%RSD	.27153	2.8542	43.778	2.7120	4.6806	.12289
Check ?	Chk Pass	Chk Pass	Chk Pass	Chk Pass	Chk Pass	Chk Pass
High Limit						
Low Limit						

PDF created with pdfFactory Pro trial version www.pdffactory.com

Sample Name: 240-67470-g-7-a Acquired: 7/28/2016 19:41:29 Type: Unk
Method: ICP I9 Method 200.7-6010(v139) Mode: CONC Corr. Factor: 1.000000
User: analyst Custom ID1: Custom ID2: Custom ID3:
Comment:

Elem	Ni2316	Pb2203	Sb2175	Se1960	Sn1899	Ti3372
IS Ref	(In2306)	(Y_2243)	(Y_2243)	(Y_2243)	(In2306)	(Y_3600)
Units	ppb	ppb	ppb	ppb	ppb	ppb
Avg	7.7198	7.3404	-2.630	.36556	-.00543	-2.3002
Stddev	.2984	1.0405	1.903	4.0138	.87802	.0795
%RSD	3.8655	14.175	72.36	1098.0	16160.	3.4538
Check ?	Chk Pass	Chk Pass	Chk Pass	Chk Pass	Chk Pass	Chk Pass
High Limit						
Low Limit						

Elem	Tl1908	V_2908	Zn2062	Si2516	Sr3464
IS Ref	(In2306)	(Y_3710)	(In2306)	(Y_3710)	(Y_3710)
Units	ppb	ppb	ppb	ppb	ppb
Avg	3.4044	-7.6696	80.131	127.91	8012.3
Stddev	.8802	3.9320	1.591	4.81	5.4
%RSD	25.856	51.267	1.9858	3.7624	.06681
Check ?	Chk Pass	Chk Pass	Chk Pass	Chk Pass	Chk Pass
High Limit					
Low Limit					

Int. Std.	In2306	Y_2243	Y_3600	Y_3710
Units	Cts/S	Cts/S	Cts/S	Cts/S
Avg	4747.4	3947.2	54605.	7921.5
Stddev	9.9	8.5	106.	43.0
%RSD	.20850	.21450	.19359	.54339
Check ?	Chk Pass	Chk Pass	Chk Pass	Chk Pass
Value	80.889%	89.010%	88.033%	96.194%
Range				

PDF created with pdfFactory Pro trial version www.pdffactory.com

Sample Name: 240-67470-g-8-a Acquired: 7/28/2016 19:45:42 Type: Unk
Method: ICP I9 Method 200.7-6010(v139) Mode: CONC Corr. Factor: 1.000000
User: analyst Custom ID1: Custom ID2: Custom ID3:
Comment:

Elem	Ag3280	Al3082	As1890	B_1826	Ba4554	Be3130
IS Ref	(Y_3600)	(Y_3710)	(Y_2243)	(Y_2243)	(Y_3710)	(Y_3710)
Units	ppb	ppb	ppb	ppb	ppb	ppb
Avg	-1.2634	6.4312	3.0523	10.904	120.62	.06408
Stddev	.1529	4.6180	.6548	.293	.19	.00337
%RSD	12.102	71.807	21.452	2.6866	.15375	5.2650
Check ?	Chk Pass	Chk Pass	Chk Pass	Chk Pass	Chk Pass	Chk Pass
High Limit						
Low Limit						

Elem	Ca3179	Cd2288	Co2286	Cr2677	Cu3273	Fe2599
IS Ref	(Y_3710)	(Y_2243)	(In2306)	(Y_3600)	(Y_3600)	(Y_3710)
Units	ppb	ppb	ppb	ppb	ppb	ppb
Avg	F 949240.	-.0449	.66089	1.0795	6.8359	.97742
Stddev	5450.	.1492	.41756	.2347	.8905	.37103
%RSD	.57418	332.1	63.182	21.743	13.027	37.960
Check ?	Chk Fail	Chk Pass	Chk Pass	Chk Pass	Chk Pass	Chk Pass
High Limit	800000.					
Low Limit	-500000.					

Elem	K_7664	Li6707	Mg2790	Mn2576	Mo2020	Na5895
IS Ref	(Y_3710)	(Y_3710)	(Y_3710)	(Y_3600)	(Y_2243)	(Y_3710)
Units	ppb	ppb	ppb	ppb	ppb	ppb
Avg	157160.	383.25	7.7336	-2.5786	10.366	256180.
Stddev	224.	5.62	7.3956	.0375	.251	1651.
%RSD	.14268	1.4667	95.630	1.4547	2.4191	.64452
Check ?	Chk Pass	Chk Pass	Chk Pass	Chk Pass	Chk Pass	Chk Pass
High Limit						
Low Limit						

PDF created with pdfFactory Pro trial version www.pdffactory.com

Sample Name: 240-67470-g-8-a Acquired: 7/28/2016 19:45:42 Type: Unk
Method: ICP I9 Method 200.7-6010(v139) Mode: CONC Corr. Factor: 1.000000
User: analyst Custom ID1: Custom ID2: Custom ID3:
Comment:

Elem	Ni2316	Pb2203	Sb2175	Se1960	Sn1899	Ti3372
IS Ref	(In2306)	(Y_2243)	(Y_2243)	(Y_2243)	(In2306)	(Y_3600)
Units	ppb	ppb	ppb	ppb	ppb	ppb
Avg	16.585	6.0930	-6.027	.80913	.48375	-2.5452
Stddev	.182	1.4832	2.013	1.4177	.46762	.0243
%RSD	1.0963	24.344	33.41	175.22	96.666	.95327
Check ?	Chk Pass	Chk Pass	Chk Pass	Chk Pass	Chk Pass	Chk Pass
High Limit						
Low Limit						

Elem	Tl1908	V_2908	Zn2062	Si2516	Sr3464
IS Ref	(In2306)	(Y_3710)	(In2306)	(Y_3710)	(Y_3710)
Units	ppb	ppb	ppb	ppb	ppb
Avg	2.7834	-3.7847	-2.1697	136.71	12781.
Stddev	.5042	4.8591	.0705	3.27	15.
%RSD	18.116	128.39	3.2511	2.3925	.11423
Check ?	Chk Pass	Chk Pass	Chk Pass	Chk Pass	Chk Pass
High Limit					
Low Limit					

Int. Std.	In2306	Y_2243	Y_3600	Y_3710
Units	Cts/S	Cts/S	Cts/S	Cts/S
Avg	4624.2	3898.2	53474.	7883.3
Stddev	8.9	5.6	32.	18.6
%RSD	.19156	.14493	.06072	.23597
Check ?	Chk Pass	Chk Pass	Chk Pass	Chk Pass
Value	78.789%	87.906%	86.210%	95.731%
Range				

PDF created with pdfFactory Pro trial version www.pdffactory.com

Sample Name: mb 240-240007/1-a Acquired: 7/28/2016 19:50:05 Type: QC
Method: ICP I9 Method 200.7-6010(v139) Mode: CONC Corr. Factor: 1.000000
User: analyst Custom ID1: Custom ID2: Custom ID3:
Comment:

Elem	Ag3280	Al3082	As1890	B_1826	Ba4554	Be3130	Ca3179	Cd2288
IS Ref	(Y_3600)	(Y_3710)	(Y_2243)	(Y_2243)	(Y_3710)	(Y_3710)	(Y_3710)	(Y_2243)
Units	ppb	ppb	ppb	ppb	ppb	ppb	ppb	ppb
Avg	-.42155	4.6532	.12043	5.3875	.01080	-.01791	84.470	-.1479
Stddev	.16018	18.026	.96972	.4895	.18716	.01287	24.720	.0593
%RSD	37.999	387.38	805.24	9.0862	1733.2	71.871	29.265	40.09
Check ?	Chk Pass	Chk Pass	Chk Pass	Chk Pass	Chk Pass	Chk Pass	Chk Pass	Chk Pass
High Limit								
Low Limit								

Elem	Co2286	Cr2677	Cu3273	Fe2599	K_7664	Li6707	Mg2790	Mn2576
IS Ref	(In2306)	(Y_3600)	(Y_3600)	(Y_3710)	(Y_3710)	(Y_3710)	(Y_3710)	(Y_3600)
Units	ppb	ppb	ppb	ppb	ppb	ppb	ppb	ppb
Avg	-.28169	-.11893	-.70106	.13967	340.04	10.657	15.822	-2.1032
Stddev	.13543	.28049	1.1101	2.0714	42.11	1.874	20.466	.0315
%RSD	48.078	235.84	158.34	1483.0	12.383	17.584	129.35	1.4997
Check ?	Chk Pass	Chk Pass	Chk Pass	Chk Pass	Chk Pass	Chk Pass	Chk Pass	Chk Pass
High Limit								
Low Limit								

Elem	Mo2020	Na5895	Ni2316	Pb2203	Sb2175	Se1960	Sn1899	Ti3372
IS Ref	(Y_2243)	(Y_3710)	(In2306)	(Y_2243)	(Y_2243)	(Y_2243)	(In2306)	(Y_3600)
Units	ppb	ppb	ppb	ppb	ppb	ppb	ppb	ppb
Avg	-.94540	253.05	.06004	.67520	.2415	1.0768	-.51477	-.09857
Stddev	.35237	15.22	.12770	1.3190	.7576	.3197	.35821	.18853
%RSD	37.271	6.0137	212.71	195.35	313.6	29.690	69.585	191.27
Check ?	Chk Pass	Chk Pass	Chk Pass	Chk Pass	Chk Pass	Chk Pass	Chk Pass	Chk Pass
High Limit								
Low Limit								

PDF created with pdfFactory Pro trial version www.pdffactory.com

Sample Name: mb 240-240007/1-a Acquired: 7/28/2016 19:50:05 Type: QC
Method: ICP I9 Method 200.7-6010(v139) Mode: CONC Corr. Factor: 1.000000
User: analyst Custom ID1: Custom ID2: Custom ID3:
Comment:

Elem	Tl1908	V_2908	Zn2062	Si2516	Sr3464
IS Ref	(In2306)	(Y_3710)	(In2306)	(Y_3710)	(Y_3710)
Units	ppb	ppb	ppb	ppb	ppb
Avg	-.76097	-4.0959	-3.9589	109.02	-2.0348
Stddev	.39112	2.5328	.1089	2.15	3.4771
%RSD	51.397	61.836	2.7500	1.9720	170.88
Check ?	Chk Pass	Chk Pass	Chk Pass	Chk Pass	Chk Pass
High Limit					
Low Limit					

Int. Std.	In2306	Y_2243	Y_3600	Y_3710
Units	Cts/S	Cts/S	Cts/S	Cts/S
Avg	5961.7	4482.5	63010.	8262.3
Stddev	14.1	7.0	96.	30.9
%RSD	.23666	.15524	.15240	.37426

PDF created with pdfFactory Pro trial version www.pdffactory.com

Sample Name: lcs 240-240007/2-a Acquired: 7/28/2016 19:54:12 Type: QC
Method: ICP I9 Method 200.7-6010(v139) Mode: CONC Corr. Factor: 1.000000
User: analyst Custom ID1: Custom ID2: Custom ID3:
Comment:

Elem	Ag3280	Al3082	As1890	B_1826	Ba4554	Be3130	Ca3179
IS Ref	(Y_3600)	(Y_3710)	(Y_2243)	(Y_2243)	(Y_3710)	(Y_3710)	(Y_3710)
Units	ppb	ppb	ppb	ppb	ppb	ppb	ppb
Avg	52.141	2088.8	2114.2	1071.0	1976.8	51.693	51290.
Stddev	.154	24.0	8.1	3.3	4.2	.220	162.
%RSD	.29485	1.1511	.38419	.31130	.21431	.42646	.31603
Check ?	Chk Pass	Chk Pass	Chk Pass	Chk Pass	Chk Pass	Chk Pass	Chk Pass
Value							
Range							

Elem	Cd2288	Co2286	Cr2677	Cu3273	Fe2599	K_7664	Li6707
IS Ref	(Y_2243)	(In2306)	(Y_3600)	(Y_3600)	(Y_3710)	(Y_3710)	(Y_3710)
Units	ppb	ppb	ppb	ppb	ppb	ppb	ppb
Avg	51.53	502.93	201.42	253.12	1046.6	50174.	1021.1
Stddev	.48	.65	.34	1.35	2.2	88.	2.9
%RSD	.9285	.12833	.17083	.53160	.21426	.17454	.28264
Check ?	Chk Pass	Chk Pass	Chk Pass	Chk Pass	Chk Pass	Chk Pass	Chk Pass
Value							
Range							

Elem	Mg2790	Mn2576	Mo2020	Na5895	Ni2316	Pb2203	Sb2175
IS Ref	(Y_3710)	(Y_3600)	(Y_2243)	(Y_3710)	(In2306)	(Y_2243)	(Y_2243)
Units	ppb	ppb	ppb	ppb	ppb	ppb	ppb
Avg	50873.	508.13	1013.6	49969.	513.47	499.97	524.6
Stddev	112.	1.85	5.2	115.	1.20	.77	.1
%RSD	.22069	.36345	.51679	.22931	.23296	.15374	.0272
Check ?	Chk Pass	Chk Pass	Chk Pass	Chk Pass	Chk Pass	Chk Pass	Chk Pass
Value							
Range							

PDF created with pdfFactory Pro trial version www.pdffactory.com

Sample Name: lcs 240-240007/2-a Acquired: 7/28/2016 19:54:12 Type: QC
Method: ICP I9 Method 200.7-6010(v139) Mode: CONC Corr. Factor: 1.000000
User: analyst Custom ID1: Custom ID2: Custom ID3:
Comment:

Elem	Se1960	Sn1899	Ti3372	Tl1908	V_2908	Zn2062	Si2516
IS Ref	(Y_2243)	(In2306)	(Y_3600)	(In2306)	(Y_3710)	(In2306)	(Y_3710)
Units	ppb	ppb	ppb	ppb	ppb	ppb	ppb
Avg	2148.9	2043.9	1022.2	2004.5	516.53	517.82	F 1222.0
Stddev	5.4	6.1	1.3	14.1	6.13	.45	17.4
%RSD	.25327	.30088	.12900	.70186	1.1875	.08705	1.4239
Check ?	Chk Pass	Chk Pass	Chk Pass	Chk Pass	Chk Pass	Chk Pass	Chk Fail
Value							1000.0
Range							15.500%

Elem	Sr3464
IS Ref	(Y_3710)
Units	ppb
Avg	1014.6
Stddev	6.6
%RSD	.65338
Check ?	Chk Pass
Value	
Range	

Int. Std.	In2306	Y_2243	Y_3600	Y_3710
Units	Cts/S	Cts/S	Cts/S	Cts/S
Avg	5330.3	4270.2	59176.	8083.9
Stddev	9.5	1.3	111.	42.2
%RSD	.17753	.02967	.18685	.52262

PDF created with pdfFactory Pro trial version www.pdffactory.com

Sample Name: 240-67585-n-2-b Acquired: 7/28/2016 19:57:53 Type: Unk
Method: ICP I9 Method 200.7-6010(v139) Mode: CONC Corr. Factor: 1.000000
User: analyst Custom ID1: Custom ID2: Custom ID3:
Comment:

Elem	Ag3280	Al3082	As1890	B_1826	Ba4554	Be3130	Ca3179	Cd2288
IS Ref	(Y_3600)	(Y_3710)	(Y_2243)	(Y_2243)	(Y_3710)	(Y_3710)	(Y_3710)	(Y_2243)
Units	ppb	ppb	ppb	ppb	ppb	ppb	ppb	ppb
Avg	.10283	17.241	4.9752	60.876	69.922	.08798	34720.	-.0771
Stddev	.33642	18.275	1.9967	.744	.335	.11385	120.	.1714
%RSD	327.17	106.00	40.133	1.2218	.47907	129.40	.34430	222.2
Check ?	Chk Pass	Chk Pass	Chk Pass	Chk Pass	Chk Pass	Chk Pass	Chk Pass	Chk Pass
High Limit								
Low Limit								

Elem	Co2286	Cr2677	Cu3273	Fe2599	K_7664	Li6707	Mg2790	Mn2576
IS Ref	(In2306)	(Y_3600)	(Y_3600)	(Y_3710)	(Y_3710)	(Y_3710)	(Y_3710)	(Y_3600)
Units	ppb	ppb	ppb	ppb	ppb	ppb	ppb	ppb
Avg	.33897	.79204	1.5026	359.14	2036.0	11.109	8434.8	2481.3
Stddev	.08134	.13445	.4678	1.33	32.4	1.091	26.9	3.7
%RSD	23.997	16.975	31.134	.37166	1.5919	9.8200	.31836	.14813
Check ?	Chk Pass	Chk Pass	Chk Pass	Chk Pass	Chk Pass	Chk Pass	Chk Pass	Chk Pass
High Limit								
Low Limit								

Elem	Mo2020	Na5895	Ni2316	Pb2203	Sb2175	Se1960	Sn1899	Ti3372
IS Ref	(Y_2243)	(Y_3710)	(In2306)	(Y_2243)	(Y_2243)	(Y_2243)	(In2306)	(Y_3600)
Units	ppb	ppb	ppb	ppb	ppb	ppb	ppb	ppb
Avg	5.6865	27544.	1.7748	.80889	1.331	2.4227	.77480	.56078
Stddev	.1603	134.	.2519	1.8128	.665	2.2448	.79008	.30913
%RSD	2.8180	.48607	14.191	224.11	49.96	92.658	101.97	55.124
Check ?	Chk Pass	Chk Pass	Chk Pass	Chk Pass	Chk Pass	Chk Pass	Chk Pass	Chk Pass
High Limit								
Low Limit								

PDF created with pdfFactory Pro trial version www.pdffactory.com

Sample Name: 240-67585-n-2-b Acquired: 7/28/2016 19:57:53 Type: Unk
Method: ICP I9 Method 200.7-6010(v139) Mode: CONC Corr. Factor: 1.000000
User: analyst Custom ID1: Custom ID2: Custom ID3:
Comment:

Elem	Tl1908	V_2908	Zn2062	Si2516	Sr3464
IS Ref	(In2306)	(Y_3710)	(In2306)	(Y_3710)	(Y_3710)
Units	ppb	ppb	ppb	ppb	ppb
Avg	8.8251	-2.6337	-2.5132	3963.0	178.24
Stddev	.6604	.4037	.0460	13.1	.75
%RSD	7.4830	15.330	1.8303	.33071	.42216
Check ?	Chk Pass	Chk Pass	Chk Pass	Chk Pass	Chk Pass
High Limit					
Low Limit					

Int. Std.	In2306	Y_2243	Y_3600	Y_3710
Units	Cts/S	Cts/S	Cts/S	Cts/S
Avg	5696.0	4384.0	61054.	8180.8
Stddev	6.9	4.2	52.	30.1
%RSD	.12112	.09602	.08517	.36816
Check ?	Chk Pass	Chk Pass	Chk Pass	Chk Pass
Value	97.050%	98.861%	98.430%	99.344%
Range				

PDF created with pdfFactory Pro trial version www.pdffactory.com

Sample Name: SD 240-67585-n-2-b@5 Acquired: 7/28/2016 20:01:57 Type: Unk
Method: ICP I9 Method 200.7-6010(v139) Mode: CONC Corr. Factor: 1.000000
User: analyst Custom ID1: Custom ID2: Custom ID3:
Comment:

Elem	Ag3280	Al3082	As1890	B_1826	Ba4554	Be3130	Ca3179	Cd2288
IS Ref	(Y_3600)	(Y_3710)	(Y_2243)	(Y_2243)	(Y_3710)	(Y_3710)	(Y_3710)	(Y_2243)
Units	ppb	ppb	ppb	ppb	ppb	ppb	ppb	ppb
Avg	-.29455	21.999	2.0227	13.889	14.075	-.00312	6950.9	-.1882
Stddev	.17701	7.762	.4483	.309	.104	.01262	42.8	.1292
%RSD	60.096	35.284	22.163	2.2239	.74071	404.19	.61587	68.68
Check ?	Chk Pass	Chk Pass	Chk Pass	Chk Pass	Chk Pass	Chk Pass	Chk Pass	Chk Pass
High Limit								
Low Limit								

Elem	Co2286	Cr2677	Cu3273	Fe2599	K_7664	Li6707	Mg2790	Mn2576
IS Ref	(In2306)	(Y_3600)	(Y_3600)	(Y_3710)	(Y_3710)	(Y_3710)	(Y_3710)	(Y_3600)
Units	ppb	ppb	ppb	ppb	ppb	ppb	ppb	ppb
Avg	-.08836	.23306	-.20967	73.544	515.43	8.3226	1718.6	503.09
Stddev	.16237	.41471	.66326	1.488	20.23	1.7353	22.3	.78
%RSD	183.76	177.94	316.34	2.0232	3.9247	20.850	1.2997	.15466
Check ?	Chk Pass	Chk Pass	Chk Pass	Chk Pass	Chk Pass	Chk Pass	Chk Pass	Chk Pass
High Limit								
Low Limit								

Elem	Mo2020	Na5895	Ni2316	Pb2203	Sb2175	Se1960	Sn1899	Ti3372
IS Ref	(Y_2243)	(Y_3710)	(In2306)	(Y_2243)	(Y_2243)	(Y_2243)	(In2306)	(Y_3600)
Units	ppb	ppb	ppb	ppb	ppb	ppb	ppb	ppb
Avg	.40652	5641.9	.23293	-.80946	-.3429	-.58776	-.49405	.15755
Stddev	.16841	29.9	.07875	.59185	2.122	1.1980	.53702	.19935
%RSD	41.428	.52977	33.809	73.117	618.9	203.82	108.70	126.53
Check ?	Chk Pass	Chk Pass	Chk Pass	Chk Pass	Chk Pass	Chk Pass	Chk Pass	Chk Pass
High Limit								
Low Limit								

PDF created with pdfFactory Pro trial version www.pdffactory.com

Sample Name: SD 240-67585-n-2-b@5 Acquired: 7/28/2016 20:01:57 Type: Unk
Method: ICP I9 Method 200.7-6010(v139) Mode: CONC Corr. Factor: 1.000000
User: analyst Custom ID1: Custom ID2: Custom ID3:
Comment:

Elem	Tl1908	V_2908	Zn2062	Si2516	Sr3464
IS Ref	(In2306)	(Y_3710)	(In2306)	(Y_3710)	(Y_3710)
Units	ppb	ppb	ppb	ppb	ppb
Avg	1.7525	-.52671	.26857	775.45	39.248
Stddev	1.1029	2.6670	.23235	4.93	4.272
%RSD	62.933	506.36	86.516	.63591	10.884
Check ?	Chk Pass	Chk Pass	Chk Pass	Chk Pass	Chk Pass
High Limit					
Low Limit					

Int. Std.	In2306	Y_2243	Y_3600	Y_3710
Units	Cts/S	Cts/S	Cts/S	Cts/S
Avg	5850.1	4412.5	61715.	8102.7
Stddev	9.8	7.2	183.	22.4
%RSD	.16778	.16208	.29664	.27612
Check ?	Chk Pass	Chk Pass	Chk Pass	Chk Pass
Value	99.677%	99.504%	99.496%	98.394%
Range				

PDF created with pdfFactory Pro trial version www.pdffactory.com

Sample Name: 240-67585-n-2-c ms Acquired: 7/28/2016 20:06:03 Type: Unk
Method: ICP I9 Method 200.7-6010(v139) Mode: CONC Corr. Factor: 1.000000
User: analyst Custom ID1: Custom ID2: Custom ID3:
Comment:

Elem	Ag3280	Al3082	As1890	B_1826	Ba4554	Be3130	Ca3179	Cd2288
IS Ref	(Y_3600)	(Y_3710)	(Y_2243)	(Y_2243)	(Y_3710)	(Y_3710)	(Y_3710)	(Y_2243)
Units	ppb	ppb	ppb	ppb	ppb	ppb	ppb	ppb
Avg	50.578	2041.8	2078.7	1101.7	2012.2	50.297	84813.	50.29
Stddev	.309	21.6	4.4	2.9	2.0	.426	217.	.28
%RSD	.61190	1.0565	.21004	.26293	.10002	.84600	.25540	.5635
Check ?	Chk Pass	Chk Pass	Chk Pass	Chk Pass	Chk Pass	Chk Pass	Chk Pass	Chk Pass
High Limit								
Low Limit								

Elem	Co2286	Cr2677	Cu3273	Fe2599	K_7664	Li6707	Mg2790	Mn2576
IS Ref	(In2306)	(Y_3600)	(Y_3600)	(Y_3710)	(Y_3710)	(Y_3710)	(Y_3710)	(Y_3600)
Units	ppb	ppb	ppb	ppb	ppb	ppb	ppb	ppb
Avg	491.95	195.68	249.08	1379.9	51017.	1002.4	57885.	3006.8
Stddev	.52	.51	1.51	11.0	120.	2.3	153.	7.9
%RSD	.10491	.26220	.60464	.79633	.23477	.22735	.26452	.26292
Check ?	Chk Pass	Chk Pass	Chk Pass	Chk Pass	Chk Pass	Chk Pass	Chk Pass	Chk Pass
High Limit								
Low Limit								

Elem	Mo2020	Na5895	Ni2316	Pb2203	Sb2175	Se1960	Sn1899	Ti3372
IS Ref	(Y_2243)	(Y_3710)	(In2306)	(Y_2243)	(Y_2243)	(Y_2243)	(In2306)	(Y_3600)
Units	ppb	ppb	ppb	ppb	ppb	ppb	ppb	ppb
Avg	989.76	76797.	502.98	484.88	513.8	2085.1	2008.5	999.17
Stddev	6.26	100.	1.80	1.32	2.9	7.5	10.6	.68
%RSD	.63283	.13014	.35813	.27316	.5613	.35815	.52772	.06839
Check ?	Chk Pass	Chk Pass	Chk Pass	Chk Pass	Chk Pass	Chk Pass	Chk Pass	Chk Pass
High Limit								
Low Limit								

PDF created with pdfFactory Pro trial version www.pdffactory.com

Sample Name: 240-67585-n-2-c ms Acquired: 7/28/2016 20:06:03 Type: Unk
Method: ICP I9 Method 200.7-6010(v139) Mode: CONC Corr. Factor: 1.000000
User: analyst Custom ID1: Custom ID2: Custom ID3:
Comment:

Elem	Tl1908	V_2908	Zn2062	Si2516	Sr3464
IS Ref	(In2306)	(Y_3710)	(In2306)	(Y_3710)	(Y_3710)
Units	ppb	ppb	ppb	ppb	ppb
Avg	1947.7	495.73	508.80	5108.3	1159.3
Stddev	11.9	4.63	1.75	40.4	8.8
%RSD	.61249	.93335	.34390	.79126	.75653
Check ?	Chk Pass	Chk Pass	Chk Pass	Chk Pass	Chk Pass
High Limit					
Low Limit					

Int. Std.	In2306	Y_2243	Y_3600	Y_3710
Units	Cts/S	Cts/S	Cts/S	Cts/S
Avg	5206.8	4212.2	58370.	8079.4
Stddev	3.9	6.1	51.	15.9
%RSD	.07405	.14567	.08726	.19635
Check ?	Chk Pass	Chk Pass	Chk Pass	Chk Pass
Value	88.715%	94.986%	94.103%	98.112%
Range				

PDF created with pdfFactory Pro trial version www.pdffactory.com

Sample Name: 240-67585-n-2-d msd Acquired: 7/28/2016 20:09:52 Type: Unk
Method: ICP I9 Method 200.7-6010(v139) Mode: CONC Corr. Factor: 1.000000
User: analyst Custom ID1: Custom ID2: Custom ID3:
Comment:

Elem	Ag3280	Al3082	As1890	B_1826	Ba4554	Be3130	Ca3179	Cd2288
IS Ref	(Y_3600)	(Y_3710)	(Y_2243)	(Y_2243)	(Y_3710)	(Y_3710)	(Y_3710)	(Y_2243)
Units	ppb	ppb	ppb	ppb	ppb	ppb	ppb	ppb
Avg	49.811	2019.9	2035.0	1083.3	1971.7	49.257	83360.	49.51
Stddev	.170	27.0	3.7	2.0	1.0	.421	218.	.40
%RSD	.34047	1.3391	.18142	.18069	.04953	.85530	.26109	.8050
Check ?	Chk Pass	Chk Pass	Chk Pass	Chk Pass	Chk Pass	Chk Pass	Chk Pass	Chk Pass
High Limit								
Low Limit								

Elem	Co2286	Cr2677	Cu3273	Fe2599	K_7664	Li6707	Mg2790	Mn2576
IS Ref	(In2306)	(Y_3600)	(Y_3600)	(Y_3710)	(Y_3710)	(Y_3710)	(Y_3710)	(Y_3600)
Units	ppb	ppb	ppb	ppb	ppb	ppb	ppb	ppb
Avg	482.19	192.93	243.36	1354.1	50076.	987.16	56853.	2939.4
Stddev	2.47	1.07	.72	12.6	116.	1.25	98.	13.8
%RSD	.51157	.55389	.29591	.93013	.23109	.12654	.17324	.47037
Check ?	Chk Pass	Chk Pass	Chk Pass	Chk Pass	Chk Pass	Chk Pass	Chk Pass	Chk Pass
High Limit								
Low Limit								

Elem	Mo2020	Na5895	Ni2316	Pb2203	Sb2175	Se1960	Sn1899	Ti3372
IS Ref	(Y_2243)	(Y_3710)	(In2306)	(Y_2243)	(Y_2243)	(Y_2243)	(In2306)	(Y_3600)
Units	ppb	ppb	ppb	ppb	ppb	ppb	ppb	ppb
Avg	978.07	75263.	492.58	474.73	503.3	2049.0	1970.8	980.99
Stddev	5.26	144.	3.42	1.13	.8	1.7	11.5	.87
%RSD	.53734	.19122	.69462	.23736	.1495	.08151	.58582	.08835
Check ?	Chk Pass	Chk Pass	Chk Pass	Chk Pass	Chk Pass	Chk Pass	Chk Pass	Chk Pass
High Limit								
Low Limit								

PDF created with pdfFactory Pro trial version www.pdffactory.com

Sample Name: 240-67585-n-2-d msd Acquired: 7/28/2016 20:09:52 Type: Unk
Method: ICP I9 Method 200.7-6010(v139) Mode: CONC Corr. Factor: 1.000000
User: analyst Custom ID1: Custom ID2: Custom ID3:
Comment:

Elem	Tl1908	V_2908	Zn2062	Si2516	Sr3464
IS Ref	(In2306)	(Y_3710)	(In2306)	(Y_3710)	(Y_3710)
Units	ppb	ppb	ppb	ppb	ppb
Avg	1916.7	490.06	498.35	5026.9	1141.7
Stddev	14.7	4.37	2.78	45.6	13.3
%RSD	.76447	.89133	.55689	.90668	1.1679
Check ?	Chk Pass	Chk Pass	Chk Pass	Chk Pass	Chk Pass
High Limit					
Low Limit					

Int. Std.	In2306	Y_2243	Y_3600	Y_3710
Units	Cts/S	Cts/S	Cts/S	Cts/S
Avg	5227.3	4218.3	58389.	8038.8
Stddev	3.0	7.8	107.	17.3
%RSD	.05674	.18465	.18402	.21470
Check ?	Chk Pass	Chk Pass	Chk Pass	Chk Pass
Value	89.065%	95.123%	94.134%	97.619%
Range				

PDF created with pdfFactory Pro trial version www.pdffactory.com

Sample Name: 240-67585-p-3-b Acquired: 7/28/2016 20:13:40 Type: Unk
Method: ICP I9 Method 200.7-6010(v139) Mode: CONC Corr. Factor: 1.000000
User: analyst Custom ID1: Custom ID2: Custom ID3:
Comment:

Elem	Ag3280	Al3082	As1890	B_1826	Ba4554	Be3130	Ca3179	Cd2288
IS Ref	(Y_3600)	(Y_3710)	(Y_2243)	(Y_2243)	(Y_3710)	(Y_3710)	(Y_3710)	(Y_2243)
Units	ppb	ppb	ppb	ppb	ppb	ppb	ppb	ppb
Avg	.42347	2.9765	3.1865	558.60	131.31	-.06055	66433.	.0224
Stddev	.05329	14.087	1.3298	6.72	.36	.06467	198.	.1526
%RSD	12.583	473.28	41.732	1.2032	.27589	106.80	.29831	680.0
Check ?	Chk Pass	Chk Pass	Chk Pass	Chk Pass	Chk Pass	Chk Pass	Chk Pass	Chk Pass
High Limit								
Low Limit								

Elem	Co2286	Cr2677	Cu3273	Fe2599	K_7664	Li6707	Mg2790	Mn2576
IS Ref	(In2306)	(Y_3600)	(Y_3600)	(Y_3710)	(Y_3710)	(Y_3710)	(Y_3710)	(Y_3600)
Units	ppb	ppb	ppb	ppb	ppb	ppb	ppb	ppb
Avg	.66489	.72452	.28938	3442.6	3183.5	26.025	14036.	4519.8
Stddev	.15180	.17067	.67040	15.1	36.0	1.279	92.	28.2
%RSD	22.831	23.556	231.67	.43892	1.1300	4.9140	.65238	.62452
Check ?	Chk Pass	Chk Pass	Chk Pass	Chk Pass	Chk Pass	Chk Pass	Chk Pass	Chk Pass
High Limit								
Low Limit								

Elem	Mo2020	Na5895	Ni2316	Pb2203	Sb2175	Se1960	Sn1899	Ti3372
IS Ref	(Y_2243)	(Y_3710)	(In2306)	(Y_2243)	(Y_2243)	(Y_2243)	(In2306)	(Y_3600)
Units	ppb	ppb	ppb	ppb	ppb	ppb	ppb	ppb
Avg	6.0999	27695.	1.8810	.47768	1.996	2.1452	.57798	.43235
Stddev	.2930	18.	.1349	.77194	.911	.3515	.50215	.19250
%RSD	4.8035	.06617	7.1727	161.60	45.66	16.384	86.880	44.523
Check ?	Chk Pass	Chk Pass	Chk Pass	Chk Pass	Chk Pass	Chk Pass	Chk Pass	Chk Pass
High Limit								
Low Limit								

PDF created with pdfFactory Pro trial version www.pdffactory.com

Sample Name: 240-67585-p-3-b Acquired: 7/28/2016 20:13:40 Type: Unk
Method: ICP I9 Method 200.7-6010(v139) Mode: CONC Corr. Factor: 1.000000
User: analyst Custom ID1: Custom ID2: Custom ID3:
Comment:

Elem	Tl1908	V_2908	Zn2062	Si2516	Sr3464
IS Ref	(In2306)	(Y_3710)	(In2306)	(Y_3710)	(Y_3710)
Units	ppb	ppb	ppb	ppb	ppb
Avg	17.105	-2.0574	-3.6389	5174.2	300.78
Stddev	.545	3.6938	.0351	26.8	6.49
%RSD	3.1854	179.53	.96398	.51829	2.1589
Check ?	Chk Pass	Chk Pass	Chk Pass	Chk Pass	Chk Pass
High Limit					
Low Limit					

Int. Std.	In2306	Y_2243	Y_3600	Y_3710
Units	Cts/S	Cts/S	Cts/S	Cts/S
Avg	5575.8	4330.9	60111.	8165.2
Stddev	5.0	5.2	136.	23.8
%RSD	.08899	.12097	.22552	.29150
Check ?	Chk Pass	Chk Pass	Chk Pass	Chk Pass
Value	95.002%	97.663%	96.910%	99.154%
Range				

PDF created with pdfFactory Pro trial version www.pdffactory.com

Sample Name: 240-67585-p-4-b Acquired: 7/28/2016 20:17:50 Type: Unk
Method: ICP I9 Method 200.7-6010(v139) Mode: CONC Corr. Factor: 1.000000
User: analyst Custom ID1: Custom ID2: Custom ID3:
Comment:

Elem	Ag3280	Al3082	As1890	B_1826	Ba4554	Be3130	Ca3179	Cd2288
IS Ref	(Y_3600)	(Y_3710)	(Y_2243)	(Y_2243)	(Y_3710)	(Y_3710)	(Y_3710)	(Y_2243)
Units	ppb	ppb	ppb	ppb	ppb	ppb	ppb	ppb
Avg	-.37816	4.1445	.63428	67.727	52.010	-.00503	34575.	.1678
Stddev	.48051	12.091	1.0187	.265	.173	.03533	103.	.0711
%RSD	127.06	291.73	160.61	.39062	.33282	702.29	.29927	42.38
Check ?	Chk Pass	Chk Pass	Chk Pass	Chk Pass	Chk Pass	Chk Pass	Chk Pass	Chk Pass
High Limit								
Low Limit								

Elem	Co2286	Cr2677	Cu3273	Fe2599	K_7664	Li6707	Mg2790	Mn2576
IS Ref	(In2306)	(Y_3600)	(Y_3600)	(Y_3710)	(Y_3710)	(Y_3710)	(Y_3710)	(Y_3600)
Units	ppb	ppb	ppb	ppb	ppb	ppb	ppb	ppb
Avg	.47950	.84970	11.748	155.87	1919.4	12.081	8171.9	1318.4
Stddev	.09072	.06794	.739	1.25	22.5	1.122	28.5	2.5
%RSD	18.920	7.9963	6.2888	.80488	1.1746	9.2839	.34915	.18738
Check ?	Chk Pass	Chk Pass	Chk Pass	Chk Pass	Chk Pass	Chk Pass	Chk Pass	Chk Pass
High Limit								
Low Limit								

Elem	Mo2020	Na5895	Ni2316	Pb2203	Sb2175	Se1960	Sn1899	Ti3372
IS Ref	(Y_2243)	(Y_3710)	(In2306)	(Y_2243)	(Y_2243)	(Y_2243)	(In2306)	(Y_3600)
Units	ppb	ppb	ppb	ppb	ppb	ppb	ppb	ppb
Avg	1.1223	36957.	1.2084	1.0592	-.4796	.42927	-.38028	.34548
Stddev	.2171	68.	.2024	2.4146	2.725	2.1003	.25916	.25544
%RSD	19.342	.18299	16.748	227.97	568.1	489.27	68.150	73.936
Check ?	Chk Pass	Chk Pass	Chk Pass	Chk Pass	Chk Pass	Chk Pass	Chk Pass	Chk Pass
High Limit								
Low Limit								

PDF created with pdfFactory Pro trial version www.pdffactory.com

Sample Name: 240-67585-p-4-b Acquired: 7/28/2016 20:17:50 Type: Unk
Method: ICP I9 Method 200.7-6010(v139) Mode: CONC Corr. Factor: 1.000000
User: analyst Custom ID1: Custom ID2: Custom ID3:
Comment:

Elem	Tl1908	V_2908	Zn2062	Si2516	Sr3464
IS Ref	(In2306)	(Y_3710)	(In2306)	(Y_3710)	(Y_3710)
Units	ppb	ppb	ppb	ppb	ppb
Avg	4.4127	-.01817	-2.9941	3623.0	176.90
Stddev	.1891	1.0492	.3831	24.2	3.10
%RSD	4.2853	5775.2	12.795	.66784	1.7540
Check ?	Chk Pass	Chk Pass	Chk Pass	Chk Pass	Chk Pass
High Limit					
Low Limit					

Int. Std.	In2306	Y_2243	Y_3600	Y_3710
Units	Cts/S	Cts/S	Cts/S	Cts/S
Avg	5590.0	4305.0	60613.	8149.2
Stddev	86.6	77.3	132.	14.3
%RSD	1.5500	1.7964	.21703	.17561
Check ?	Chk Pass	Chk Pass	Chk Pass	Chk Pass
Value	95.244%	97.079%	97.719%	98.959%
Range				

PDF created with pdfFactory Pro trial version www.pdffactory.com

Sample Name: CCV-2632473 Acquired: 7/28/2016 20:21:54 Type: QC
Method: ICP I9 Method 200.7-6010(v139) Mode: CONC Corr. Factor: 1.000000
User: analyst Custom ID1: Custom ID2: Custom ID3:
Comment:

Elem	Ag3280	Al3082	As1890	B_1826	Ba4554	Be3130	Ca3179	Cd2288
IS Ref	(Y_3600)	(Y_3710)	(Y_2243)	(Y_2243)	(Y_3710)	(Y_3710)	(Y_3710)	(Y_2243)
Units	ppb	ppb	ppb	ppb	ppb	ppb	ppb	ppb
Avg	1004.8	25840.	498.39	5146.9	1965.9	2011.6	52108.	502.1
Stddev	2.1	168.	4.32	5.8	7.4	6.9	188.	.9
%RSD	.21370	.65020	.86682	.11211	.37837	.34437	.36054	.1737
Check ?	Chk Pass	Chk Pass	Chk Pass	Chk Pass	Chk Pass	Chk Pass	Chk Pass	Chk Pass
Value								
Range								

Elem	Co2286	Cr2677	Cu3273	Fe2599	K_7664	Li6707	Mg2790	Mn2576
IS Ref	(In2306)	(Y_3600)	(Y_3600)	(Y_3710)	(Y_3710)	(Y_3710)	(Y_3710)	(Y_3600)
Units	ppb	ppb	ppb	ppb	ppb	ppb	ppb	ppb
Avg	2005.2	1953.9	1953.1	25614.	50153.	5014.3	50494.	1965.2
Stddev	4.6	8.4	3.6	107.	143.	26.1	188.	8.3
%RSD	.22934	.42887	.18512	.41882	.28474	.52039	.37224	.42254
Check ?	Chk Pass	Chk Pass	Chk Pass	Chk Pass	Chk Pass	Chk Pass	Chk Pass	Chk Pass
Value								
Range								

Elem	Mo2020	Na5895	Ni2316	Pb2203	Sb2175	Se1960	Sn1899	Ti3372
IS Ref	(Y_2243)	(Y_3710)	(In2306)	(Y_2243)	(Y_2243)	(Y_2243)	(In2306)	(Y_3600)
Units	ppb	ppb	ppb	ppb	ppb	ppb	ppb	ppb
Avg	2023.7	49973.	2011.1	488.35	515.7	513.81	5129.3	4967.6
Stddev	7.6	179.	5.6	4.15	5.0	1.81	11.9	26.5
%RSD	.37316	.35915	.27910	.85025	.9630	.35212	.23161	.53409
Check ?	Chk Pass	Chk Pass	Chk Pass	Chk Pass	Chk Pass	Chk Pass	Chk Pass	Chk Pass
Value								
Range								

PDF created with pdfFactory Pro trial version www.pdffactory.com

Sample Name: CCV-2632473 Acquired: 7/28/2016 20:21:54 Type: QC
Method: ICP I9 Method 200.7-6010(v139) Mode: CONC Corr. Factor: 1.000000
User: analyst Custom ID1: Custom ID2: Custom ID3:
Comment:

Elem	Tl1908	V_2908	Zn2062	Si2516	Sr3464
IS Ref	(In2306)	(Y_3710)	(In2306)	(Y_3710)	(Y_3710)
Units	ppb	ppb	ppb	ppb	ppb
Avg	1005.9	2025.8	2049.2	5326.3	5020.0
Stddev	2.5	9.2	5.3	7.4	12.3
%RSD	.24899	.45631	.25980	.13825	.24508
Check ?	Chk Pass	Chk Pass	Chk Pass	Chk Pass	Chk Pass
Value					
Range					

Int. Std.	In2306	Y_2243	Y_3600	Y_3710
Units	Cts/S	Cts/S	Cts/S	Cts/S
Avg	5167.2	4208.8	58360.	7855.6
Stddev	6.1	7.9	184.	25.9
%RSD	.11723	.18736	.31590	.33017

PDF created with pdfFactory Pro trial version www.pdffactory.com

Sample Name: CCB Acquired: 7/28/2016 20:25:43 Type: QC
Method: ICP I9 Method 200.7-6010(v139) Mode: CONC Corr. Factor: 1.000000
User: analyst Custom ID1: Custom ID2: Custom ID3:
Comment:

Elem	Ag3280	Al3082	As1890	B_1826	Ba4554	Be3130	Ca3179	Cd2288
IS Ref	(Y_3600)	(Y_3710)	(Y_2243)	(Y_2243)	(Y_3710)	(Y_3710)	(Y_3710)	(Y_2243)
Units	ppb	ppb	ppb	ppb	ppb	ppb	ppb	ppb
Avg	-.59168	5.1224	.78595	8.5506	.20215	.14914	-9.0965	-.0197
Stddev	.35015	8.6522	1.1545	.9689	.16736	.06902	.7197	.0658
%RSD	59.179	168.91	146.89	11.332	82.790	46.277	7.9118	333.9
Check ?	Chk Pass	Chk Pass	Chk Pass	Chk Pass	Chk Pass	Chk Pass	Chk Pass	Chk Pass
High Limit								
Low Limit								

Elem	Co2286	Cr2677	Cu3273	Fe2599	K_7664	Li6707	Mg2790	Mn2576
IS Ref	(In2306)	(Y_3600)	(Y_3600)	(Y_3710)	(Y_3710)	(Y_3710)	(Y_3710)	(Y_3600)
Units	ppb	ppb	ppb	ppb	ppb	ppb	ppb	ppb
Avg	.32423	-.07050	.97688	4.4754	161.75	9.7283	9.8862	-.97922
Stddev	.08436	.17880	1.7785	.6329	41.21	.8627	9.6609	.03828
%RSD	26.018	253.61	182.06	14.141	25.475	8.8682	97.721	3.9095
Check ?	Chk Pass	Chk Pass	Chk Pass	Chk Pass	Chk Pass	Chk Pass	Chk Pass	Chk Pass
High Limit								
Low Limit								

Elem	Mo2020	Na5895	Ni2316	Pb2203	Sb2175	Se1960	Sn1899	Ti3372
IS Ref	(Y_2243)	(Y_3710)	(In2306)	(Y_2243)	(Y_2243)	(Y_2243)	(In2306)	(Y_3600)
Units	ppb	ppb	ppb	ppb	ppb	ppb	ppb	ppb
Avg	2.9159	113.07	1.1611	.35567	.2835	1.8928	.57067	1.8649
Stddev	.0921	3.24	1.0103	.28578	1.013	.7380	.47129	.2426
%RSD	3.1585	2.8697	87.012	80.348	357.5	38.992	82.585	13.008
Check ?	Chk Pass	Chk Pass	Chk Pass	Chk Pass	Chk Pass	Chk Pass	Chk Pass	Chk Pass
High Limit								
Low Limit								

PDF created with pdfFactory Pro trial version www.pdffactory.com

Sample Name: CCB Acquired: 7/28/2016 20:25:43 Type: QC
Method: ICP I9 Method 200.7-6010(v139) Mode: CONC Corr. Factor: 1.000000
User: analyst Custom ID1: Custom ID2: Custom ID3:
Comment:

Elem	Tl1908	V_2908	Zn2062	Si2516	Sr3464
IS Ref	(In2306)	(Y_3710)	(In2306)	(Y_3710)	(Y_3710)
Units	ppb	ppb	ppb	ppb	ppb
Avg	-1.0074	-2.9245	-.61456	-15.632	2.0118
Stddev	.6354	.9590	1.4544	8.534	3.3317
%RSD	63.071	32.791	236.65	54.594	165.61
Check ?	Chk Pass	Chk Pass	Chk Pass	Chk Pass	Chk Pass
High Limit					
Low Limit					

Int. Std.	In2306	Y_2243	Y_3600	Y_3710
Units	Cts/S	Cts/S	Cts/S	Cts/S
Avg	5723.8	4317.6	60251.	8059.2
Stddev	168.5	138.3	2172.	14.1
%RSD	2.9446	3.2033	3.6056	.17511

PDF created with pdfFactory Pro trial version www.pdffactory.com

Sample Name: 240-67585-p-5-b Acquired: 7/28/2016 20:29:51 Type: Unk
Method: ICP I9 Method 200.7-6010(v139) Mode: CONC Corr. Factor: 1.000000
User: analyst Custom ID1: Custom ID2: Custom ID3:
Comment:

Elem	Ag3280	Al3082	As1890	B_1826	Ba4554	Be3130	Ca3179	Cd2288
IS Ref	(Y_3600)	(Y_3710)	(Y_2243)	(Y_2243)	(Y_3710)	(Y_3710)	(Y_3710)	(Y_2243)
Units	ppb	ppb	ppb	ppb	ppb	ppb	ppb	ppb
Avg	-.11301	6.4594	.55015	70.011	63.363	.09402	41277.	-.1034
Stddev	.40194	19.667	2.0266	.414	.328	.01939	216.	.0493
%RSD	355.67	304.48	368.38	.59090	.51744	20.626	.52274	47.73
Check ?	Chk Pass	Chk Pass	Chk Pass	Chk Pass	Chk Pass	Chk Pass	Chk Pass	Chk Pass
High Limit								
Low Limit								

Elem	Co2286	Cr2677	Cu3273	Fe2599	K_7664	Li6707	Mg2790	Mn2576
IS Ref	(In2306)	(Y_3600)	(Y_3600)	(Y_3710)	(Y_3710)	(Y_3710)	(Y_3710)	(Y_3600)
Units	ppb	ppb	ppb	ppb	ppb	ppb	ppb	ppb
Avg	.28378	.66091	.45088	94.391	2268.4	12.498	10187.	2396.9
Stddev	.31603	.29724	.22594	1.301	6.2	1.025	22.	8.7
%RSD	111.36	44.974	50.111	1.3778	.27374	8.1982	.21228	.36329
Check ?	Chk Pass	Chk Pass	Chk Pass	Chk Pass	Chk Pass	Chk Pass	Chk Pass	Chk Pass
High Limit								
Low Limit								

Elem	Mo2020	Na5895	Ni2316	Pb2203	Sb2175	Se1960	Sn1899	Ti3372
IS Ref	(Y_2243)	(Y_3710)	(In2306)	(Y_2243)	(Y_2243)	(Y_2243)	(In2306)	(Y_3600)
Units	ppb	ppb	ppb	ppb	ppb	ppb	ppb	ppb
Avg	1.7691	32963.	.67065	.42075	-1.458	.97449	-.01635	.61973
Stddev	.1201	81.	.25818	1.6268	.405	1.4027	.41199	.11025
%RSD	6.7876	.24467	38.497	386.64	27.79	143.94	2519.6	17.790
Check ?	Chk Pass	Chk Pass	Chk Pass	Chk Pass	Chk Pass	Chk Pass	Chk Pass	Chk Pass
High Limit								
Low Limit								

PDF created with pdfFactory Pro trial version www.pdffactory.com

Sample Name: 240-67585-p-5-b Acquired: 7/28/2016 20:29:51 Type: Unk
Method: ICP I9 Method 200.7-6010(v139) Mode: CONC Corr. Factor: 1.000000
User: analyst Custom ID1: Custom ID2: Custom ID3:
Comment:

Elem	Tl1908	V_2908	Zn2062	Si2516	Sr3464
IS Ref	(In2306)	(Y_3710)	(In2306)	(Y_3710)	(Y_3710)
Units	ppb	ppb	ppb	ppb	ppb
Avg	8.0557	-2.0794	2.0889	4394.2	218.58
Stddev	.7755	3.4324	.1344	16.8	.59
%RSD	9.6267	165.06	6.4337	.38225	.27110
Check ?	Chk Pass	Chk Pass	Chk Pass	Chk Pass	Chk Pass
High Limit					
Low Limit					

Int. Std.	In2306	Y_2243	Y_3600	Y_3710
Units	Cts/S	Cts/S	Cts/S	Cts/S
Avg	5650.8	4374.2	60525.	8158.2
Stddev	4.6	3.0	149.	11.2
%RSD	.08215	.06834	.24590	.13681
Check ?	Chk Pass	Chk Pass	Chk Pass	Chk Pass
Value	96.281%	98.639%	97.577%	99.068%
Range				

PDF created with pdfFactory Pro trial version www.pdffactory.com

Sample Name: 240-67585-p-6-b Acquired: 7/28/2016 20:33:56 Type: Unk
Method: ICP I9 Method 200.7-6010(v139) Mode: CONC Corr. Factor: 1.000000
User: analyst Custom ID1: Custom ID2: Custom ID3:
Comment:

Elem	Ag3280	Al3082	As1890	B_1826	Ba4554	Be3130	Ca3179	Cd2288
IS Ref	(Y_3600)	(Y_3710)	(Y_2243)	(Y_2243)	(Y_3710)	(Y_3710)	(Y_3710)	(Y_2243)
Units	ppb	ppb	ppb	ppb	ppb	ppb	ppb	ppb
Avg	-.10482	44.258	.87189	335.69	105.57	.07672	54642.	.5108
Stddev	.33358	7.025	.81817	.31	.08	.05473	516.	.1078
%RSD	318.23	15.872	93.838	.09339	.07660	71.342	.94380	21.10
Check ?	Chk Pass	Chk Pass	Chk Pass	Chk Pass	Chk Pass	Chk Pass	Chk Pass	Chk Pass
High Limit								
Low Limit								

Elem	Co2286	Cr2677	Cu3273	Fe2599	K_7664	Li6707	Mg2790	Mn2576
IS Ref	(In2306)	(Y_3600)	(Y_3600)	(Y_3710)	(Y_3710)	(Y_3710)	(Y_3710)	(Y_3600)
Units	ppb	ppb	ppb	ppb	ppb	ppb	ppb	ppb
Avg	1.0022	1.1793	14.531	1446.4	2349.3	15.533	10869.	3333.3
Stddev	.0851	.3614	.768	7.9	11.9	1.658	54.	3.3
%RSD	8.4877	30.648	5.2823	.54581	.50789	10.674	.49962	.09862
Check ?	Chk Pass	Chk Pass	Chk Pass	Chk Pass	Chk Pass	Chk Pass	Chk Pass	Chk Pass
High Limit								
Low Limit								

Elem	Mo2020	Na5895	Ni2316	Pb2203	Sb2175	Se1960	Sn1899	Ti3372
IS Ref	(Y_2243)	(Y_3710)	(In2306)	(Y_2243)	(Y_2243)	(Y_2243)	(In2306)	(Y_3600)
Units	ppb	ppb	ppb	ppb	ppb	ppb	ppb	ppb
Avg	2.0191	34622.	2.3505	1.7991	.5095	-.20053	-.16791	.87674
Stddev	.1546	166.	.5537	1.2185	.5150	3.0269	.35943	.03209
%RSD	7.6581	.47980	23.555	67.727	101.1	1509.4	214.06	3.6606
Check ?	Chk Pass	Chk Pass	Chk Pass	Chk Pass	Chk Pass	Chk Pass	Chk Pass	Chk Pass
High Limit								
Low Limit								

PDF created with pdfFactory Pro trial version www.pdffactory.com

Sample Name: 240-67585-p-6-b Acquired: 7/28/2016 20:33:56 Type: Unk
Method: ICP I9 Method 200.7-6010(v139) Mode: CONC Corr. Factor: 1.000000
User: analyst Custom ID1: Custom ID2: Custom ID3:
Comment:

Elem	Tl1908	V_2908	Zn2062	Si2516	Sr3464
IS Ref	(In2306)	(Y_3710)	(In2306)	(Y_3710)	(Y_3710)
Units	ppb	ppb	ppb	ppb	ppb
Avg	11.477	-1.3985	-2.5896	4740.4	221.22
Stddev	1.116	2.0789	.0721	39.7	4.30
%RSD	9.7214	148.65	2.7838	.83752	1.9432
Check ?	Chk Pass	Chk Pass	Chk Pass	Chk Pass	Chk Pass
High Limit					
Low Limit					

Int. Std.	In2306	Y_2243	Y_3600	Y_3710
Units	Cts/S	Cts/S	Cts/S	Cts/S
Avg	5610.7	4356.3	60509.	8204.1
Stddev	18.5	14.3	244.	57.1
%RSD	.32920	.32761	.40371	.69606
Check ?	Chk Pass	Chk Pass	Chk Pass	Chk Pass
Value	95.598%	98.237%	97.551%	99.626%
Range				

PDF created with pdfFactory Pro trial version www.pdffactory.com

Sample Name: 240-67585-p-7-b Acquired: 7/28/2016 20:38:06 Type: Unk
Method: ICP I9 Method 200.7-6010(v139) Mode: CONC Corr. Factor: 1.000000
User: analyst Custom ID1: Custom ID2: Custom ID3:
Comment:

Elem	Ag3280	Al3082	As1890	B_1826	Ba4554	Be3130	Ca3179	Cd2288
IS Ref	(Y_3600)	(Y_3710)	(Y_2243)	(Y_2243)	(Y_3710)	(Y_3710)	(Y_3710)	(Y_2243)
Units	ppb	ppb	ppb	ppb	ppb	ppb	ppb	ppb
Avg	-.20478	44.365	2.2824	108.41	37.319	-.01408	30859.	-.0613
Stddev	.26431	25.272	.6893	.51	.215	.02615	80.	.1973
%RSD	129.07	56.964	30.203	.47395	.57477	185.76	.25871	321.7
Check ?	Chk Pass	Chk Pass	Chk Pass	Chk Pass	Chk Pass	Chk Pass	Chk Pass	Chk Pass
High Limit								
Low Limit								

Elem	Co2286	Cr2677	Cu3273	Fe2599	K_7664	Li6707	Mg2790	Mn2576
IS Ref	(In2306)	(Y_3600)	(Y_3600)	(Y_3710)	(Y_3710)	(Y_3710)	(Y_3710)	(Y_3600)
Units	ppb	ppb	ppb	ppb	ppb	ppb	ppb	ppb
Avg	-.05850	.60060	1.1199	58.730	2106.0	14.887	8921.4	22.411
Stddev	.11155	.13181	1.1322	2.153	25.6	1.541	44.9	.120
%RSD	190.68	21.947	101.10	3.6652	1.2155	10.353	.50273	.53593
Check ?	Chk Pass	Chk Pass	Chk Pass	Chk Pass	Chk Pass	Chk Pass	Chk Pass	Chk Pass
High Limit								
Low Limit								

Elem	Mo2020	Na5895	Ni2316	Pb2203	Sb2175	Se1960	Sn1899	Ti3372
IS Ref	(Y_2243)	(Y_3710)	(In2306)	(Y_2243)	(Y_2243)	(Y_2243)	(In2306)	(Y_3600)
Units	ppb	ppb	ppb	ppb	ppb	ppb	ppb	ppb
Avg	.72830	23643.	.87043	1.7056	-.4646	.72983	.11611	.82498
Stddev	.10293	59.	.18461	.7163	.5397	2.7358	.49121	.06806
%RSD	14.133	.24800	21.209	41.996	116.2	374.85	423.05	8.2502
Check ?	Chk Pass	Chk Pass	Chk Pass	Chk Pass	Chk Pass	Chk Pass	Chk Pass	Chk Pass
High Limit								
Low Limit								

PDF created with pdfFactory Pro trial version www.pdffactory.com

Sample Name: 240-67585-p-7-b Acquired: 7/28/2016 20:38:06 Type: Unk
Method: ICP I9 Method 200.7-6010(v139) Mode: CONC Corr. Factor: 1.000000
User: analyst Custom ID1: Custom ID2: Custom ID3:
Comment:

Elem	Tl1908	V_2908	Zn2062	Si2516	Sr3464
IS Ref	(In2306)	(Y_3710)	(In2306)	(Y_3710)	(Y_3710)
Units	ppb	ppb	ppb	ppb	ppb
Avg	-.10924	-.28013	-3.2802	1884.4	191.68
Stddev	.99838	1.9503	.1477	24.3	3.21
%RSD	913.89	696.20	4.5040	1.2904	1.6726
Check ?	Chk Pass	Chk Pass	Chk Pass	Chk Pass	Chk Pass
High Limit					
Low Limit					

Int. Std.	In2306	Y_2243	Y_3600	Y_3710
Units	Cts/S	Cts/S	Cts/S	Cts/S
Avg	5725.7	4401.8	60777.	8186.5
Stddev	9.6	4.6	109.	19.9
%RSD	.16692	.10492	.17937	.24262
Check ?	Chk Pass	Chk Pass	Chk Pass	Chk Pass
Value	97.557%	99.263%	97.983%	99.412%
Range				

PDF created with pdfFactory Pro trial version www.pdffactory.com

Sample Name: 240-67585-p-8-b Acquired: 7/28/2016 20:42:10 Type: Unk
Method: ICP I9 Method 200.7-6010(v139) Mode: CONC Corr. Factor: 1.000000
User: analyst Custom ID1: Custom ID2: Custom ID3:
Comment:

Elem	Ag3280	Al3082	As1890	B_1826	Ba4554	Be3130	Ca3179	Cd2288
IS Ref	(Y_3600)	(Y_3710)	(Y_2243)	(Y_2243)	(Y_3710)	(Y_3710)	(Y_3710)	(Y_2243)
Units	ppb	ppb	ppb	ppb	ppb	ppb	ppb	ppb
Avg	-.41116	8.6238	2.4325	419.76	101.76	.00020	60559.	-.0610
Stddev	.43822	7.7366	.9275	3.89	.28	.00991	40.	.1036
%RSD	106.58	89.712	38.129	.92617	.27588	4889.8	.06536	169.8
Check ?	Chk Pass	Chk Pass	Chk Pass	Chk Pass	Chk Pass	Chk Pass	Chk Pass	Chk Pass
High Limit								
Low Limit								

Elem	Co2286	Cr2677	Cu3273	Fe2599	K_7664	Li6707	Mg2790	Mn2576
IS Ref	(In2306)	(Y_3600)	(Y_3600)	(Y_3710)	(Y_3710)	(Y_3710)	(Y_3710)	(Y_3600)
Units	ppb	ppb	ppb	ppb	ppb	ppb	ppb	ppb
Avg	.42190	.95419	16.559	557.85	2469.5	17.938	11666.	2565.5
Stddev	.08688	.19956	.580	.47	4.3	.725	36.	17.1
%RSD	20.592	20.914	3.5001	.08412	.17305	4.0430	.30582	.66492
Check ?	Chk Pass	Chk Pass	Chk Pass	Chk Pass	Chk Pass	Chk Pass	Chk Pass	Chk Pass
High Limit								
Low Limit								

Elem	Mo2020	Na5895	Ni2316	Pb2203	Sb2175	Se1960	Sn1899	Ti3372
IS Ref	(Y_2243)	(Y_3710)	(In2306)	(Y_2243)	(Y_2243)	(Y_2243)	(In2306)	(Y_3600)
Units	ppb	ppb	ppb	ppb	ppb	ppb	ppb	ppb
Avg	1.5762	30649.	4.2654	2.9764	-1.029	.03676	1.0513	.18294
Stddev	.2615	51.	.1509	.1316	2.017	.47758	.2976	.04914
%RSD	16.588	.16498	3.5368	4.4204	196.1	1299.2	28.307	26.860
Check ?	Chk Pass	Chk Pass	Chk Pass	Chk Pass	Chk Pass	Chk Pass	Chk Pass	Chk Pass
High Limit								
Low Limit								

PDF created with pdfFactory Pro trial version www.pdffactory.com

Sample Name: 240-67585-p-8-b Acquired: 7/28/2016 20:42:10 Type: Unk
Method: ICP I9 Method 200.7-6010(v139) Mode: CONC Corr. Factor: 1.000000
User: analyst Custom ID1: Custom ID2: Custom ID3:
Comment:

Elem	Tl1908	V_2908	Zn2062	Si2516	Sr3464
IS Ref	(In2306)	(Y_3710)	(In2306)	(Y_3710)	(Y_3710)
Units	ppb	ppb	ppb	ppb	ppb
Avg	9.0595	1.1158	-1.9791	4749.7	230.21
Stddev	.2250	3.1413	.1043	32.1	4.27
%RSD	2.4841	281.54	5.2708	.67613	1.8555
Check ?	Chk Pass	Chk Pass	Chk Pass	Chk Pass	Chk Pass
High Limit					
Low Limit					

Int. Std.	In2306	Y_2243	Y_3600	Y_3710
Units	Cts/S	Cts/S	Cts/S	Cts/S
Avg	5611.4	4354.2	60381.	8220.8
Stddev	5.0	7.6	100.	25.6
%RSD	.08927	.17531	.16561	.31152
Check ?	Chk Pass	Chk Pass	Chk Pass	Chk Pass
Value	95.608%	98.188%	97.345%	99.829%
Range				

PDF created with pdfFactory Pro trial version www.pdffactory.com

Sample Name: CCV-2632473 Acquired: 7/28/2016 20:46:19 Type: QC
Method: ICP I9 Method 200.7-6010(v139) Mode: CONC Corr. Factor: 1.000000
User: analyst Custom ID1: Custom ID2: Custom ID3:
Comment:

Elem	Ag3280	Al3082	As1890	B_1826	Ba4554	Be3130	Ca3179	Cd2288
IS Ref	(Y_3600)	(Y_3710)	(Y_2243)	(Y_2243)	(Y_3710)	(Y_3710)	(Y_3710)	(Y_2243)
Units	ppb	ppb	ppb	ppb	ppb	ppb	ppb	ppb
Avg	1007.0	25493.	501.29	5132.7	1958.3	1995.4	51449.	501.2
Stddev	.8	57.	2.09	13.8	1.8	5.3	114.	1.4
%RSD	.07647	.22508	.41682	.26876	.09129	.26560	.22076	.2779
Check ?	Chk Pass	Chk Pass	Chk Pass	Chk Pass	Chk Pass	Chk Pass	Chk Pass	Chk Pass
Value								
Range								

Elem	Co2286	Cr2677	Cu3273	Fe2599	K_7664	Li6707	Mg2790	Mn2576
IS Ref	(In2306)	(Y_3600)	(Y_3600)	(Y_3710)	(Y_3710)	(Y_3710)	(Y_3710)	(Y_3600)
Units	ppb	ppb	ppb	ppb	ppb	ppb	ppb	ppb
Avg	2000.0	1952.0	1958.6	25426.	49623.	4970.0	50043.	1971.8
Stddev	8.1	2.8	4.2	40.	86.	1.8	121.	2.2
%RSD	.40387	.14231	.21651	.15880	.17340	.03677	.24228	.11189
Check ?	Chk Pass	Chk Pass	Chk Pass	Chk Pass	Chk Pass	Chk Pass	Chk Pass	Chk Pass
Value								
Range								

Elem	Mo2020	Na5895	Ni2316	Pb2203	Sb2175	Se1960	Sn1899	Ti3372
IS Ref	(Y_2243)	(Y_3710)	(In2306)	(Y_2243)	(Y_2243)	(Y_2243)	(In2306)	(Y_3600)
Units	ppb	ppb	ppb	ppb	ppb	ppb	ppb	ppb
Avg	2017.8	49631.	2006.3	489.21	515.2	509.68	5116.5	4975.3
Stddev	10.6	119.	7.1	1.77	2.5	1.64	20.8	10.5
%RSD	.52385	.24014	.35495	.36115	.4793	.32242	.40632	.21133
Check ?	Chk Pass	Chk Pass	Chk Pass	Chk Pass	Chk Pass	Chk Pass	Chk Pass	Chk Pass
Value								
Range								

PDF created with pdfFactory Pro trial version www.pdffactory.com

Sample Name: CCV-2632473 Acquired: 7/28/2016 20:46:19 Type: QC
Method: ICP I9 Method 200.7-6010(v139) Mode: CONC Corr. Factor: 1.000000
User: analyst Custom ID1: Custom ID2: Custom ID3:
Comment:

Elem	Tl1908	V_2908	Zn2062	Si2516	Sr3464
IS Ref	(In2306)	(Y_3710)	(In2306)	(Y_3710)	(Y_3710)
Units	ppb	ppb	ppb	ppb	ppb
Avg	1004.0	1995.6	2040.1	5261.2	4971.6
Stddev	4.8	6.0	8.0	63.1	13.3
%RSD	.48163	.29987	.39031	1.1999	.26726
Check ?	Chk Pass	Chk Pass	Chk Pass	Chk Pass	Chk Pass
Value					
Range					

Int. Std.	In2306	Y_2243	Y_3600	Y_3710
Units	Cts/S	Cts/S	Cts/S	Cts/S
Avg	5220.7	4255.5	58904.	8024.2
Stddev	7.4	10.5	127.	31.1
%RSD	.14183	.24772	.21598	.38810

PDF created with pdfFactory Pro trial version www.pdffactory.com

Sample Name: CCB Acquired: 7/28/2016 20:50:10 Type: QC
Method: ICP I9 Method 200.7-6010(v139) Mode: CONC Corr. Factor: 1.000000
User: analyst Custom ID1: Custom ID2: Custom ID3:
Comment:

Elem	Ag3280	Al3082	As1890	B_1826	Ba4554	Be3130	Ca3179	Cd2288
IS Ref	(Y_3600)	(Y_3710)	(Y_2243)	(Y_2243)	(Y_3710)	(Y_3710)	(Y_3710)	(Y_2243)
Units	ppb	ppb	ppb	ppb	ppb	ppb	ppb	ppb
Avg	-.49421	-4.0520	.22512	8.8242	-.00736	.14373	-10.540	-.0321
Stddev	.11026	2.6811	2.1735	.7846	.17609	.06714	.709	.0792
%RSD	22.311	66.167	965.49	8.8912	2391.0	46.713	6.7219	247.0
Check ?	Chk Pass	Chk Pass	Chk Pass	Chk Pass	Chk Pass	Chk Pass	Chk Pass	Chk Pass
High Limit								
Low Limit								

Elem	Co2286	Cr2677	Cu3273	Fe2599	K_7664	Li6707	Mg2790	Mn2576
IS Ref	(In2306)	(Y_3600)	(Y_3600)	(Y_3710)	(Y_3710)	(Y_3710)	(Y_3710)	(Y_3600)
Units	ppb	ppb	ppb	ppb	ppb	ppb	ppb	ppb
Avg	.03722	.09145	.05402	1.6962	116.99	5.1936	6.9971	-1.0082
Stddev	.19353	.23306	.02491	1.5365	19.01	1.1267	9.3800	.0398
%RSD	519.91	254.86	46.107	90.584	16.251	21.694	134.05	3.9445
Check ?	Chk Pass	Chk Pass	Chk Pass	Chk Pass	Chk Pass	Chk Pass	Chk Pass	Chk Pass
High Limit								
Low Limit								

Elem	Mo2020	Na5895	Ni2316	Pb2203	Sb2175	Se1960	Sn1899	Ti3372
IS Ref	(Y_2243)	(Y_3710)	(In2306)	(Y_2243)	(Y_2243)	(Y_2243)	(In2306)	(Y_3600)
Units	ppb	ppb	ppb	ppb	ppb	ppb	ppb	ppb
Avg	2.8088	89.836	-.40336	.04065	-.6713	.19815	.40277	1.6142
Stddev	.1384	12.135	.10310	.76938	.8766	2.4117	.26607	.0283
%RSD	4.9263	13.508	25.561	1892.6	130.6	1217.1	66.059	1.7514
Check ?	Chk Pass	Chk Pass	Chk Pass	Chk Pass	Chk Pass	Chk Pass	Chk Pass	Chk Pass
High Limit								
Low Limit								

PDF created with pdfFactory Pro trial version www.pdffactory.com

Sample Name: CCB Acquired: 7/28/2016 20:50:10 Type: QC
Method: ICP I9 Method 200.7-6010(v139) Mode: CONC Corr. Factor: 1.000000
User: analyst Custom ID1: Custom ID2: Custom ID3:
Comment:

Elem	Tl1908	V_2908	Zn2062	Si2516	Sr3464
IS Ref	(In2306)	(Y_3710)	(In2306)	(Y_3710)	(Y_3710)
Units	ppb	ppb	ppb	ppb	ppb
Avg	-.84178	-1.1093	-2.2418	-20.073	-2.0234
Stddev	.89357	4.1480	.0662	5.242	3.1245
%RSD	106.15	373.94	2.9550	26.112	154.42
Check ?	Chk Pass	Chk Pass	Chk Pass	Chk Pass	Chk Pass
High Limit					
Low Limit					

Int. Std.	In2306	Y_2243	Y_3600	Y_3710
Units	Cts/S	Cts/S	Cts/S	Cts/S
Avg	5905.0	4442.8	62099.	8082.5
Stddev	15.2	11.0	76.	72.8
%RSD	.25817	.24805	.12194	.90026

PDF created with pdfFactory Pro trial version www.pdffactory.com

MT6500BLKH20 00216

Test America Canton ICP Data Review Checklist

Analysis Date: 7-28-16 Analyst: RCT Instrument: I5

Review Items

A. Calibration/Instrument Run QC
1. Instrument calibrated per method.
2. ICV/CCV analyzed at appropriate frequency and within acceptance criteria. (*ICV (2nd source)*:200.7=95 – 105%, 6010B 90-110%) *(CCV: 90 – 110%)*
3. ICB/CCB analyzed at appropriate frequency and within acceptance criteria.
4. CRI analyzed at SOP or project-specific frequency and within acceptance criteria. (project specific limits may vary)
5. ICSA/ICSAB analyzed at required frequency and within acceptance criteria.
B. Sample Results
1. Samples with concentrations > the linear range for any parameter diluted and reanalyzed.
2. Internal standard(s) within acceptance criteria.
3. Sample analyses done within holding time.
C. Preparation/Matrix QC
1. LCS performed per prep batch and within acceptance criteria.
2. Method blank performed per prep batch and within acceptance criteria.
3. MS performed at required frequency and evaluated.
4. MSD or DU performed at required frequency and evaluated.
5. Serial dilution performed per prep batch.
6. Post digest spike performed at required frequency and evaluated.
D. Other
1. Are all nonconformances documented appropriately in lims system.
2. Calculations checked for error.
3. All client/project specific requirements met.
4. Date/time of analysis verified as correct.

Level I Analyst: Roger K. Toth Date: 7-28-16 Time: 08:51 - 12:43

Level I Analyst: Karen L Hunt Date: 7-29-16 Time: 08:51 - 20:50

Level I Analyst: _____ Date: _____ Time: _____

Level II Reviewer: Karen L Hunt Date: 7-28-16 Time: 8:51-12:43

Level II Reviewer: David S. Perkins Date: 7/29/16 Time: 8:51 - 20:50

Level II Reviewer: _____ Date: _____ Time: _____

Comments: _____

Sample Name: Blank Acquired: 8/1/2016 8:39:47 Type: Cal
Method: ICP I9 Method 200.7-6010(v140) Mode: IR Corr. Factor: 1.000000
User: analyst Custom ID1: Custom ID2: Custom ID3:
Comment:

Elem	Ag3280	Al3082	As1890	B_1826	Ba4554	Be3130	Ca3179
IS Ref	(Y_3600)	(Y_3710)	(Y_2243)	(Y_2243)	(Y_3710)	(Y_3710)	(Y_3710)
Units	Cts/S	Cts/S	Cts/S	Cts/S	Cts/S	Cts/S	Cts/S
Avg	-.00080	.00193	.00085	.00002	.00885	.00133	.00704
Stddev	.00006	.00043	.00010	.00017	.00106	.00031	.00011
%RSD	7.6115	22.090	11.533	960.06	11.971	23.401	1.6131

Elem	Cd2288	Co2286	Cr2677	Cu3273	Fe2599	K_7664	Li6707
IS Ref	(Y_2243)	(In2306)	(Y_3600)	(Y_3600)	(Y_3710)	(Y_3710)	(Y_3710)
Units	Cts/S	Cts/S	Cts/S	Cts/S	Cts/S	Cts/S	Cts/S
Avg	.0003	.00109	-.00011	-.00195	-.00027	.00741	.03101
Stddev	.0001	.00006	.00005	.00008	.00035	.00137	.00108
%RSD	35.90	5.1230	41.761	4.2140	129.08	18.424	3.4695

Elem	Mg2790	Mn2576	Mo2020	Na5895	Ni2316	Pb2203	Sb2175
IS Ref	(Y_3710)	(Y_3600)	(Y_2243)	(Y_3710)	(In2306)	(Y_2243)	(Y_2243)
Units	Cts/S	Cts/S	Cts/S	Cts/S	Cts/S	Cts/S	Cts/S
Avg	-.00023	.00031	.00176	.00715	.00143	.00088	.0001
Stddev	.00008	.00002	.00027	.00203	.00018	.00032	.0002
%RSD	36.209	7.2781	15.420	28.352	12.291	36.487	302.0

Elem	Se1960	Sn1899	Ti3372	Tl1908	V_2908	Zn2062	Si2516
IS Ref	(Y_2243)	(In2306)	(Y_3600)	(In2306)	(Y_3710)	(In2306)	(Y_3710)
Units	Cts/S	Cts/S	Cts/S	Cts/S	Cts/S	Cts/S	Cts/S
Avg	-.00008	.00039	.00068	.00086	.00089	.00046	.00307
Stddev	.00023	.00008	.00024	.00005	.00011	.00008	.00076
%RSD	268.05	21.181	35.777	5.9768	11.976	17.899	24.716

Elem	Sr3464
IS Ref	(Y_3710)
Units	Cts/S
Avg	-.00306
Stddev	.00042
%RSD	13.829

Int. Std.	In2306	Y_2243	Y_3600	Y_3710
Units	Cts/S	Cts/S	Cts/S	Cts/S
Avg	5922.4	3685.1	51926.	6783.0
Stddev	4.2	1.9	200.	5.5
%RSD	.07072	.05178	.38425	.08053

PDF created with pdfFactory Pro trial version www.pdffactory.com

Sample Name: SCAL1-2484742 Acquired: 8/1/2016 8:44:13 Type: Cal
Method: ICP I9 Method 200.7-6010(v140) Mode: IR Corr. Factor: 1.000000
User: analyst Custom ID1: Custom ID2: Custom ID3:
Comment:

Elem	Ag3280	As1890	B_1826	Ba4554	Be3130	Cd2288	Co2286	Cr2677
IS Ref	(Y_3600)	(Y_2243)	(Y_2243)	(Y_3710)	(Y_3710)	(Y_2243)	(In2306)	(Y_3600)
Units	Cts/S	Cts/S	Cts/S	Cts/S	Cts/S	Cts/S	Cts/S	Cts/S
Avg	.69294	.11359	4.4418	26.052	22.010	2.714	3.4866	1.1276
Stddev	.00122	.00088	.0230	.049	.052	.020	.0249	.0015
%RSD	.17630	.77133	.51669	.18911	.23744	.7282	.71426	.13132

Elem	Cu3273	Li6707	Mn2576	Mo2020	Ni2316	Pb2203	Sb2175	Se1960
IS Ref	(Y_3600)	(Y_3710)	(Y_3600)	(Y_2243)	(In2306)	(Y_2243)	(Y_2243)	(Y_2243)
Units	Cts/S	Cts/S	Cts/S	Cts/S	Cts/S	Cts/S	Cts/S	Cts/S
Avg	.81298	12.004	7.0600	4.5636	1.9197	.37566	.1807	.11277
Stddev	.00234	.036	.0434	.0474	.0140	.00366	.0017	.00083
%RSD	.28808	.29870	.61435	1.0382	.72667	.97475	.9572	.74021

Elem	Sn1899	Ti3372	Tl1908	V_2908	Zn2062	Sr3464
IS Ref	(In2306)	(Y_3600)	(In2306)	(Y_3710)	(In2306)	(Y_3710)
Units	Cts/S	Cts/S	Cts/S	Cts/S	Cts/S	Cts/S
Avg	2.4853	8.2012	.27130	.64921	3.9709	1.7210
Stddev	.0226	.0236	.00199	.00066	.0286	.0048
%RSD	.90774	.28766	.73421	.10201	.72014	.27719

Int. Std.	In2306	Y_2243	Y_3600	Y_3710
Units	Cts/S	Cts/S	Cts/S	Cts/S
Avg	5565.4	3602.9	50443.	6743.0
Stddev	12.9	12.9	48.	18.8
%RSD	.23166	.35690	.09443	.27845

PDF created with pdfFactory Pro trial version www.pdffactory.com

Sample Name: SCAL2-2484716 Acquired: 8/1/2016 8:48:31 Type: Cal
Method: ICP I9 Method 200.7-6010(v140) Mode: IR Corr. Factor: 1.000000
User: analyst Custom ID1: Custom ID2: Custom ID3:
Comment:

Elem	Al3082	Ca3179	Fe2599	K_7664	Mg2790	Na5895	Si2516
IS Ref	(Y_3710)	(Y_3710)	(Y_3710)	(Y_3710)	(Y_3710)	(Y_3710)	(Y_3710)
Units	Cts/S	Cts/S	Cts/S	Cts/S	Cts/S	Cts/S	Cts/S
Avg	1.1354	14.914	8.3404	4.7925	1.7126	19.560	.49724
Stddev	.0053	.046	.0221	.0200	.0059	.067	.00145
%RSD	.46468	.30951	.26469	.41770	.34612	.34460	.29098

Int. Std.	Y_3710
Units	Cts/S
Avg	6686.9
Stddev	26.7
%RSD	.39906

PDF created with pdfFactory Pro trial version www.pdffactory.com

Sample Name: ICV-2586270 Acquired: 8/1/2016 8:52:39 Type: QC
Method: ICP I9 Method 200.7-6010(v140) Mode: CONC Corr. Factor: 1.000000
User: analyst Custom ID1: Custom ID2: Custom ID3:
Comment:

Elem	Ag3280	Al3082	As1890	B_1826	Ba4554	Be3130	Ca3179	Cd2288
IS Ref	(Y_3600)	(Y_3710)	(Y_2243)	(Y_2243)	(Y_3710)	(Y_3710)	(Y_3710)	(Y_2243)
Units	ppb	ppb	ppb	ppb	ppb	ppb	ppb	ppb
Avg	748.12	12576.	376.56	1526.1	1464.5	1474.5	25397.	377.9
Stddev	.57	24.	3.22	5.1	.9	2.4	94.	1.4
%RSD	.07563	.18980	.85436	.33688	.05896	.16462	.36819	.3776
Check ?	Chk Pass	Chk Pass	Chk Pass	Chk Pass	Chk Pass	Chk Pass	Chk Pass	Chk Pass
Value								
Range								

Elem	Co2286	Cr2677	Cu3273	Fe2599	K_7664	Li6707	Mg2790	Mn2576
IS Ref	(In2306)	(Y_3600)	(Y_3600)	(Y_3710)	(Y_3710)	(Y_3710)	(Y_3710)	(Y_3600)
Units	ppb	ppb	ppb	ppb	ppb	ppb	ppb	ppb
Avg	1444.7	1445.1	1457.4	12743.	24865.	1013.8	25016.	1502.2
Stddev	6.1	5.4	6.8	12.	28.	1.1	77.	1.2
%RSD	.42174	.37662	.46964	.09624	.11092	.11066	.30843	.07862
Check ?	Chk Pass	Chk Pass	Chk Pass	Chk Pass	Chk Pass	Chk Pass	Chk Pass	Chk Pass
Value								
Range								

Elem	Mo2020	Na5895	Ni2316	Pb2203	Sb2175	Se1960	Sn1899	Ti3372
IS Ref	(Y_2243)	(Y_3710)	(In2306)	(Y_2243)	(Y_2243)	(Y_2243)	(In2306)	(Y_3600)
Units	ppb	ppb	ppb	ppb	ppb	ppb	ppb	ppb
Avg	1475.1	25112.	1479.6	367.88	374.7	380.98	1502.1	1496.5
Stddev	7.7	46.	7.4	2.17	1.5	3.05	8.8	.9
%RSD	.52430	.18192	.49896	.59039	.3994	.80064	.58869	.05992
Check ?	Chk Pass	Chk Pass	Chk Pass	Chk Pass	Chk Pass	Chk Pass	Chk Pass	Chk Pass
Value								
Range								

PDF created with pdfFactory Pro trial version www.pdffactory.com

Sample Name: ICV-2586270 Acquired: 8/1/2016 8:52:39 Type: QC
Method: ICP I9 Method 200.7-6010(v140) Mode: CONC Corr. Factor: 1.000000
User: analyst Custom ID1: Custom ID2: Custom ID3:
Comment:

Elem	Tl1908	V_2908	Zn2062	Si2516	Sr3464
IS Ref	(In2306)	(Y_3710)	(In2306)	(Y_3710)	(Y_3710)
Units	ppb	ppb	ppb	ppb	ppb
Avg	741.75	1508.5	1507.1	2986.9	4455.9
Stddev	5.48	11.0	6.4	21.5	14.4
%RSD	.73845	.72754	.42294	.71997	.32373
Check ?	Chk Pass	Chk Pass	Chk Pass	Chk Pass	Chk Pass
Value					
Range					

Int. Std.	In2306	Y_2243	Y_3600	Y_3710
Units	Cts/S	Cts/S	Cts/S	Cts/S
Avg	5513.7	3608.1	50084.	6777.3
Stddev	12.2	9.9	160.	16.1
%RSD	.22080	.27465	.32038	.23735

PDF created with pdfFactory Pro trial version www.pdffactory.com

Sample Name: ICB Acquired: 8/1/2016 8:56:23 Type: QC
Method: ICP I9 Method 200.7-6010(v140) Mode: CONC Corr. Factor: 1.000000
User: analyst Custom ID1: Custom ID2: Custom ID3:
Comment:

Elem	Ag3280	Al3082	As1890	B_1826	Ba4554	Be3130	Ca3179	Cd2288
IS Ref	(Y_3600)	(Y_3710)	(Y_2243)	(Y_2243)	(Y_3710)	(Y_3710)	(Y_3710)	(Y_2243)
Units	ppb	ppb	ppb	ppb	ppb	ppb	ppb	ppb
Avg	.06184	-7.0980	.71799	8.2876	.19854	.00432	-.85450	.2132
Stddev	.18651	16.023	1.5668	.2935	.34478	.06303	.89499	.0845
%RSD	301.60	225.74	218.22	3.5420	173.66	1460.0	104.74	39.65
Check ?	Chk Pass	Chk Pass	Chk Pass	Chk Pass	Chk Pass	Chk Pass	Chk Pass	Chk Pass
High Limit								
Low Limit								

Elem	Co2286	Cr2677	Cu3273	Fe2599	K_7664	Li6707	Mg2790	Mn2576
IS Ref	(In2306)	(Y_3600)	(Y_3600)	(Y_3710)	(Y_3710)	(Y_3710)	(Y_3710)	(Y_3600)
Units	ppb	ppb	ppb	ppb	ppb	ppb	ppb	ppb
Avg	-.39657	.07829	.60023	2.3822	1.6651	6.3031	-.31394	.06696
Stddev	.14457	.14317	.56733	2.1686	39.352	1.3514	9.8525	.02807
%RSD	36.455	182.87	94.520	91.035	2363.3	21.440	3138.4	41.913
Check ?	Chk Pass	Chk Pass	Chk Pass	Chk Pass	Chk Pass	Chk Pass	Chk Pass	Chk Pass
High Limit								
Low Limit								

Elem	Mo2020	Na5895	Ni2316	Pb2203	Sb2175	Se1960	Sn1899	Ti3372
IS Ref	(Y_2243)	(Y_3710)	(In2306)	(Y_2243)	(Y_2243)	(Y_2243)	(In2306)	(Y_3600)
Units	ppb	ppb	ppb	ppb	ppb	ppb	ppb	ppb
Avg	2.7374	16.096	-.26532	-1.3395	-1.360	-1.1431	-.40873	.19313
Stddev	.2509	1.093	.29948	.2451	1.439	.8291	.26179	.17333
%RSD	9.1647	6.7876	112.88	18.296	105.8	72.530	64.050	89.746
Check ?	Chk Pass	Chk Pass	Chk Pass	Chk Pass	Chk Pass	Chk Pass	Chk Pass	Chk Pass
High Limit								
Low Limit								

PDF created with pdfFactory Pro trial version www.pdffactory.com

Sample Name: ICB Acquired: 8/1/2016 8:56:23 Type: QC
Method: ICP I9 Method 200.7-6010(v140) Mode: CONC Corr. Factor: 1.000000
User: analyst Custom ID1: Custom ID2: Custom ID3:
Comment:

Elem	Tl1908	V_2908	Zn2062	Si2516	Sr3464
IS Ref	(In2306)	(Y_3710)	(In2306)	(Y_3710)	(Y_3710)
Units	ppb	ppb	ppb	ppb	ppb
Avg	.53598	1.5431	.02791	-44.830	.46713
Stddev	.82991	2.8507	.10984	9.532	1.6095
%RSD	154.84	184.74	393.57	21.262	344.56
Check ?	Chk Pass	Chk Pass	Chk Pass	Chk Pass	Chk Pass
High Limit					
Low Limit					

Int. Std.	In2306	Y_2243	Y_3600	Y_3710
Units	Cts/S	Cts/S	Cts/S	Cts/S
Avg	5936.8	3673.3	51559.	6748.2
Stddev	24.3	13.9	37.	11.0
%RSD	.40890	.37810	.07183	.16261

PDF created with pdfFactory Pro trial version www.pdffactory.com

Sample Name: CRI-2454432 Acquired: 8/1/2016 9:00:32 Type: QC
Method: ICP I9 Method 200.7-6010(v140) Mode: CONC Corr. Factor: 1.000000
User: analyst Custom ID1: Custom ID2: Custom ID3:
Comment:

Elem	Ag3280	Al3082	As1890	B_1826	Ba4554	Be3130	Ca3179	Cd2288
IS Ref	(Y_3600)	(Y_3710)	(Y_2243)	(Y_2243)	(Y_3710)	(Y_3710)	(Y_3710)	(Y_2243)
Units	ppb	ppb	ppb	ppb	ppb	ppb	ppb	ppb
Avg	5.4465	226.85	14.421	213.95	10.326	5.1382	5269.9	5.305
Stddev	.2476	6.31	1.139	1.80	.241	.0259	39.5	.107
%RSD	4.5453	2.7800	7.8959	.84177	2.3317	.50416	.74960	2.025
Check ?	Chk Pass	Chk Pass	Chk Pass	Chk Pass	Chk Pass	Chk Pass	Chk Pass	Chk Pass
Value								
Range								

Elem	Co2286	Cr2677	Cu3273	Fe2599	K_7664	Li6707	Mg2790	Mn2576
IS Ref	(In2306)	(Y_3600)	(Y_3600)	(Y_3710)	(Y_3710)	(Y_3710)	(Y_3710)	(Y_3600)
Units	ppb	ppb	ppb	ppb	ppb	ppb	ppb	ppb
Avg	4.8119	5.0591	15.177	320.33	5102.4	57.042	5261.5	15.872
Stddev	.3125	.3191	.496	1.25	55.3	1.603	5.6	.055
%RSD	6.4932	6.3078	3.2655	.38870	1.0832	2.8104	.10704	.34417
Check ?	Chk Pass	Chk Pass	Chk Pass	Chk Pass	Chk Pass	Chk Pass	Chk Pass	Chk Pass
Value								
Range								

Elem	Mo2020	Na5895	Ni2316	Pb2203	Sb2175	Se1960	Sn1899	Ti3372
IS Ref	(Y_2243)	(Y_3710)	(In2306)	(Y_2243)	(Y_2243)	(Y_2243)	(In2306)	(Y_3600)
Units	ppb	ppb	ppb	ppb	ppb	ppb	ppb	ppb
Avg	10.235	5186.9	24.771	10.139	9.788	18.844	99.794	51.790
Stddev	.242	24.6	.181	.845	.448	3.418	1.107	.178
%RSD	2.3618	.47490	.73021	8.3334	4.572	18.141	1.1089	.34373
Check ?	Chk Pass	Chk Pass	Chk Pass	Chk Pass	Chk Pass	Chk Pass	Chk Pass	Chk Pass
Value								
Range								

PDF created with pdfFactory Pro trial version www.pdffactory.com

Sample Name: CRI-2454432 Acquired: 8/1/2016 9:00:32 Type: QC
Method: ICP I9 Method 200.7-6010(v140) Mode: CONC Corr. Factor: 1.000000
User: analyst Custom ID1: Custom ID2: Custom ID3:
Comment:

Elem	Tl1908	V_2908	Zn2062	Si2516	Sr3464
IS Ref	(In2306)	(Y_3710)	(In2306)	(Y_3710)	(Y_3710)
Units	ppb	ppb	ppb	ppb	ppb
Avg	15.379	6.9612	40.588	480.51	55.340
Stddev	.737	3.3637	.228	5.74	1.112
%RSD	4.7940	48.321	.56228	1.1954	2.0094
Check ?	Chk Pass	Chk Pass	Chk Pass	Chk Pass	Chk Pass
Value					
Range					

Int. Std.	In2306	Y_2243	Y_3600	Y_3710
Units	Cts/S	Cts/S	Cts/S	Cts/S
Avg	5825.5	3648.9	51348.	6761.2
Stddev	12.3	5.2	176.	35.9
%RSD	.21075	.14326	.34321	.53168

PDF created with pdfFactory Pro trial version www.pdffactory.com

Sample Name: CRILL-2454405 Acquired: 8/1/2016 9:04:34 Type: QC
Method: ICP I9 Method 200.7-6010(v140) Mode: CONC Corr. Factor: 1.000000
User: analyst Custom ID1: Custom ID2: Custom ID3:
Comment:

Elem	Ag3280	Al3082	As1890	B_1826	Ba4554	Be3130	Ca3179
IS Ref	(Y_3600)	(Y_3710)	(Y_2243)	(Y_2243)	(Y_3710)	(Y_3710)	(Y_3710)
Units	ppb	ppb	ppb	ppb	ppb	ppb	ppb
Avg	5.4293	216.86	10.946	208.46	198.75	5.1846	5145.9
Stddev	.4318	10.25	1.398	2.90	.71	.1909	15.1
%RSD	7.9540	4.7271	12.776	1.3925	.35581	3.6817	.29267
Check ?	Chk Pass	Chk Pass	Chk Pass	Chk Pass	Chk Pass	Chk Pass	Chk Pass
Value							
Range							

Elem	Cd2288	Co2286	Cr2677	Cu3273	Fe2599	K_7664	Li6707
IS Ref	(Y_2243)	(In2306)	(Y_3600)	(Y_3600)	(Y_3710)	(Y_3710)	(Y_3710)
Units	ppb	ppb	ppb	ppb	ppb	ppb	ppb
Avg	2.179	6.7830	4.8238	27.138	106.51	4990.2	52.578
Stddev	.029	.2069	.1582	.318	1.20	38.6	1.033
%RSD	1.318	3.0500	3.2798	1.1731	1.1293	.77259	1.9638
Check ?	Chk Pass	Chk Pass	Chk Pass	Chk Pass	Chk Pass	Chk Pass	Chk Pass
Value							
Range							

Elem	Mg2790	Mn2576	Mo2020	Na5895	Ni2316	Pb2203	Sb2175
IS Ref	(Y_3710)	(Y_3600)	(Y_2243)	(Y_3710)	(In2306)	(Y_2243)	(Y_2243)
Units	ppb	ppb	ppb	ppb	ppb	ppb	ppb
Avg	5165.4	15.738	9.2880	5084.9	38.735	F 1.9187	10.50
Stddev	21.7	.048	.1838	4.5	.885	.3376	1.43
%RSD	.41974	.30682	1.9785	.08771	2.2849	17.593	13.64
Check ?	Chk Pass	Chk Pass	Chk Pass	Chk Pass	Chk Pass	Chk Fail	Chk Pass
Value						3.0000	
Range						-30.500%	

PDF created with pdfFactory Pro trial version www.pdffactory.com

Sample Name: CRILL-2454405 Acquired: 8/1/2016 9:04:34 Type: QC
Method: ICP I9 Method 200.7-6010(v140) Mode: CONC Corr. Factor: 1.000000
User: analyst Custom ID1: Custom ID2: Custom ID3:
Comment:

Elem	Se1960	Sn1899	Ti3372	Tl1908	V_2908	Zn2062	Si2516
IS Ref	(Y_2243)	(In2306)	(Y_3600)	(In2306)	(Y_3710)	(In2306)	(Y_3710)
Units	ppb	ppb	ppb	ppb	ppb	ppb	ppb
Avg	F 1.8784	98.279	50.844	10.281	F 9.3773	20.571	462.45
Stddev	3.0050	1.362	.151	.084	1.2390	.469	8.79
%RSD	159.98	1.3862	.29712	.81237	13.213	2.2820	1.9015
Check ?	Chk Fail	Chk Pass	Chk Pass	Chk Pass	Chk Fail	Chk Pass	Chk Pass
Value	5.0000				7.0000		
Range	-30.500%				30.500%		

Elem	Sr3464
IS Ref	(Y_3710)
Units	ppb
Avg	55.776
Stddev	3.260
%RSD	5.8441
Check ?	Chk Pass
Value	
Range	

Int. Std.	In2306	Y_2243	Y_3600	Y_3710
Units	Cts/S	Cts/S	Cts/S	Cts/S
Avg	5862.8	3673.9	51238.	6778.9
Stddev	15.2	8.9	151.	22.8
%RSD	.26007	.24159	.29534	.33679

PDF created with pdfFactory Pro trial version www.pdffactory.com

Sample Name: ICSA-2622662 Acquired: 8/1/2016 9:08:39 Type: QC
Method: ICP I9 Method 200.7-6010(v140) Mode: CONC Corr. Factor: 1.000000
User: analyst Custom ID1: Custom ID2: Custom ID3:
Comment:

Elem	Ag3280	Al3082	As1890	B_1826	Ba4554	Be3130	Ca3179
IS Ref	(Y_3600)	(Y_3710)	(Y_2243)	(Y_2243)	(Y_3710)	(Y_3710)	(Y_3710)
Units	ppb	ppb	ppb	ppb	ppb	ppb	ppb
Avg	-1.2312	512620.	-1.3347	-1.0107	.24417	.07794	484870.
Stddev	.2720	1784.	2.2025	.5181	.11491	.00849	1521.
%RSD	22.088	.34804	165.01	51.265	47.062	10.896	.31362
Check ?	Chk Pass	Chk Pass	Chk Pass	Chk Pass	Chk Pass	Chk Pass	Chk Pass
High Limit							
Low Limit							

Elem	Cd2288	Co2286	Cr2677	Cu3273	Fe2599	K_7664	Li6707
IS Ref	(Y_2243)	(In2306)	(Y_3600)	(Y_3600)	(Y_3710)	(Y_3710)	(Y_3710)
Units	ppb	ppb	ppb	ppb	ppb	ppb	ppb
Avg	.5060	-1.0069	3.2669	1.4076	190070.	31.726	34.452
Stddev	.1431	.0606	.2383	.2743	210.	8.322	1.538
%RSD	28.28	6.0183	7.2932	19.490	.11058	26.232	4.4653
Check ?	Chk Pass	Chk Pass	Chk Pass	Chk Pass	Chk Pass	Chk Pass	Chk Pass
High Limit							
Low Limit							

Elem	Mg2790	Mn2576	Mo2020	Na5895	Ni2316	Pb2203	Sb2175
IS Ref	(Y_3710)	(Y_3600)	(Y_2243)	(Y_3710)	(In2306)	(Y_2243)	(Y_2243)
Units	ppb	ppb	ppb	ppb	ppb	ppb	ppb
Avg	493490.	2.0898	-.78057	85.866	6.6797	1.3122	-.1751
Stddev	1219.	.0104	.29782	4.640	.4567	2.5955	3.961
%RSD	.24700	.49753	38.154	5.4032	6.8368	197.80	2262.
Check ?	Chk Pass	Chk Pass	Chk Pass	Chk Pass	Chk Pass	Chk Pass	Chk Pass
High Limit							
Low Limit							

PDF created with pdfFactory Pro trial version www.pdffactory.com

Sample Name: ICSA-2622662 Acquired: 8/1/2016 9:08:39 Type: QC
Method: ICP I9 Method 200.7-6010(v140) Mode: CONC Corr. Factor: 1.000000
User: analyst Custom ID1: Custom ID2: Custom ID3:
Comment:

Elem	Se1960	Sn1899	Ti3372	Tl1908	V_2908	Zn2062	Si2516
IS Ref	(Y_2243)	(In2306)	(Y_3600)	(In2306)	(Y_3710)	(In2306)	(Y_3710)
Units	ppb	ppb	ppb	ppb	ppb	ppb	ppb
Avg	1.8540	3.4782	-.42022	1.1689	-1.9860	6.9438	-42.325
Stddev	3.1162	1.1021	.10101	3.1113	3.4701	.1307	6.067
%RSD	168.08	31.686	24.037	266.17	174.73	1.8824	14.335
Check ?	Chk Pass	Chk Pass	Chk Pass	Chk Pass	Chk Pass	Chk Pass	Chk Pass
High Limit							
Low Limit							

Elem	Sr3464
IS Ref	(Y_3710)
Units	ppb
Avg	8.2894
Stddev	3.3324
%RSD	40.201
Check ?	Chk Pass
High Limit	
Low Limit	

Int. Std.	In2306	Y_2243	Y_3600	Y_3710
Units	Cts/S	Cts/S	Cts/S	Cts/S
Avg	4656.5	3248.4	44515.	6473.7
Stddev	7.5	4.0	36.	30.2
%RSD	.16015	.12252	.08103	.46683

PDF created with pdfFactory Pro trial version www.pdffactory.com

Sample Name: ICSAB-2562121 Acquired: 8/1/2016 9:12:46 Type: QC
Method: ICP I9 Method 200.7-6010(v140) Mode: CONC Corr. Factor: 1.000000
User: analyst Custom ID1: Custom ID2: Custom ID3:
Comment:

Elem	Ag3280	Al3082	As1890	B_1826	Ba4554	Be3130	Ca3179
IS Ref	(Y_3600)	(Y_3710)	(Y_2243)	(Y_2243)	(Y_3710)	(Y_3710)	(Y_3710)
Units	ppb	ppb	ppb	ppb	ppb	ppb	ppb
Avg	1076.0	507640.	1007.6	499.11	485.23	478.56	484020.
Stddev	1.7	2628.	6.4	.57	1.46	1.80	9172.
%RSD	.15666	.51776	.63624	.11460	.30048	.37574	1.8949
Check ?	Chk Pass	Chk Pass	Chk Pass	Chk Pass	Chk Pass	Chk Pass	Chk Pass
Value							
Range							

Elem	Cd2288	Co2286	Cr2677	Cu3273	Fe2599	K_7664	Li6707
IS Ref	(Y_2243)	(In2306)	(Y_3600)	(Y_3600)	(Y_3710)	(Y_3710)	(Y_3710)
Units	ppb	ppb	ppb	ppb	ppb	ppb	ppb
Avg	1022.	488.00	475.00	515.31	190250.	10446.	561.52
Stddev	3.	2.69	.16	1.10	772.	21.	4.18
%RSD	.3244	.55219	.03448	.21438	.40584	.20472	.74465
Check ?	Chk Pass	Chk Pass	Chk Pass	Chk Pass	Chk Pass	Chk Pass	Chk Pass
Value							
Range							

Elem	Mg2790	Mn2576	Mo2020	Na5895	Ni2316	Pb2203	Sb2175
IS Ref	(Y_3710)	(Y_3600)	(Y_2243)	(Y_3710)	(In2306)	(Y_2243)	(Y_2243)
Units	ppb	ppb	ppb	ppb	ppb	ppb	ppb
Avg	490630.	485.78	973.54	10444.	937.62	896.15	1016.
Stddev	2228.	.80	4.35	32.	3.24	4.84	6.
%RSD	.45412	.16533	.44660	.30966	.34564	.53961	.5772
Check ?	Chk Pass	Chk Pass	Chk Pass	Chk Pass	Chk Pass	Chk Pass	Chk Pass
Value							
Range							

PDF created with pdfFactory Pro trial version www.pdffactory.com

Sample Name: ICSAB-2562121 Acquired: 8/1/2016 9:12:46 Type: QC
Method: ICP I9 Method 200.7-6010(v140) Mode: CONC Corr. Factor: 1.000000
User: analyst Custom ID1: Custom ID2: Custom ID3:
Comment:

Elem	Se1960	Sn1899	Ti3372	Tl1908	V_2908	Zn2062	Si2516
IS Ref	(Y_2243)	(In2306)	(Y_3600)	(In2306)	(Y_3710)	(In2306)	(Y_3710)
Units	ppb	ppb	ppb	ppb	ppb	ppb	ppb
Avg	996.23	502.07	497.95	944.06	477.99	994.10	10019.
Stddev	4.84	4.10	.25	2.35	2.07	3.83	72.
%RSD	.48595	.81589	.04972	.24918	.43246	.38487	.71636
Check ?	Chk Pass	Chk Pass	Chk Pass	Chk Pass	Chk Pass	Chk Pass	Chk Pass
Value							
Range							

Elem	Sr3464
IS Ref	(Y_3710)
Units	ppb
Avg	1435.1
Stddev	5.6
%RSD	.38809
Check ?	Chk Pass
Value	
Range	

Int. Std.	In2306	Y_2243	Y_3600	Y_3710
Units	Cts/S	Cts/S	Cts/S	Cts/S
Avg	4623.3	3253.4	44441.	6492.3
Stddev	2.0	4.6	34.	33.8
%RSD	.04236	.14183	.07705	.52106

PDF created with pdfFactory Pro trial version www.pdffactory.com

Sample Name: CCV-2632473 Acquired: 8/1/2016 9:16:34 Type: QC
Method: ICP I9 Method 200.7-6010(v140) Mode: CONC Corr. Factor: 1.000000
User: analyst Custom ID1: Custom ID2: Custom ID3:
Comment:

Elem	Ag3280	Al3082	As1890	B_1826	Ba4554	Be3130	Ca3179	Cd2288
IS Ref	(Y_3600)	(Y_3710)	(Y_2243)	(Y_2243)	(Y_3710)	(Y_3710)	(Y_3710)	(Y_2243)
Units	ppb	ppb	ppb	ppb	ppb	ppb	ppb	ppb
Avg	999.44	25377.	489.95	5041.9	1952.8	1984.9	51132.	495.9
Stddev	2.40	120.	5.64	11.4	3.9	7.0	236.	1.7
%RSD	.24053	.47452	1.1522	.22669	.20023	.35202	.46158	.3346
Check ?	Chk Pass	Chk Pass	Chk Pass	Chk Pass	Chk Pass	Chk Pass	Chk Pass	Chk Pass
Value								
Range								

Elem	Co2286	Cr2677	Cu3273	Fe2599	K_7664	Li6707	Mg2790	Mn2576
IS Ref	(In2306)	(Y_3600)	(Y_3600)	(Y_3710)	(Y_3710)	(Y_3710)	(Y_3710)	(Y_3600)
Units	ppb	ppb	ppb	ppb	ppb	ppb	ppb	ppb
Avg	1970.0	1931.1	1948.9	25227.	49707.	5014.9	49632.	1957.9
Stddev	8.5	4.9	1.1	95.	155.	19.4	202.	2.4
%RSD	.43168	.25416	.05506	.37628	.31082	.38678	.40768	.12039
Check ?	Chk Pass	Chk Pass	Chk Pass	Chk Pass	Chk Pass	Chk Pass	Chk Pass	Chk Pass
Value								
Range								

Elem	Mo2020	Na5895	Ni2316	Pb2203	Sb2175	Se1960	Sn1899	Ti3372
IS Ref	(Y_2243)	(Y_3710)	(In2306)	(Y_2243)	(Y_2243)	(Y_2243)	(In2306)	(Y_3600)
Units	ppb	ppb	ppb	ppb	ppb	ppb	ppb	ppb
Avg	1997.9	50064.	1977.5	477.92	506.3	499.59	5044.3	4988.3
Stddev	10.5	138.	7.2	2.56	3.7	1.81	25.7	3.7
%RSD	.52790	.27489	.36179	.53478	.7352	.36173	.50962	.07378
Check ?	Chk Pass	Chk Pass	Chk Pass	Chk Pass	Chk Pass	Chk Pass	Chk Pass	Chk Pass
Value								
Range								

PDF created with pdfFactory Pro trial version www.pdffactory.com

Sample Name: CCV-2632473 Acquired: 8/1/2016 9:16:34 Type: QC
Method: ICP I9 Method 200.7-6010(v140) Mode: CONC Corr. Factor: 1.000000
User: analyst Custom ID1: Custom ID2: Custom ID3:
Comment:

Elem	Tl1908	V_2908	Zn2062	Si2516	Sr3464
IS Ref	(In2306)	(Y_3710)	(In2306)	(Y_3710)	(Y_3710)
Units	ppb	ppb	ppb	ppb	ppb
Avg	985.18	1987.7	2007.0	5287.2	4934.5
Stddev	6.23	10.3	9.4	61.9	23.8
%RSD	.63201	.51807	.47011	1.1705	.48180
Check ?	Chk Pass	Chk Pass	Chk Pass	Chk Pass	Chk Pass
Value					
Range					

Int. Std.	In2306	Y_2243	Y_3600	Y_3710
Units	Cts/S	Cts/S	Cts/S	Cts/S
Avg	5281.3	3534.0	49042.	6654.4
Stddev	4.1	.8	80.	24.1
%RSD	.07805	.02135	.16334	.36172

PDF created with pdfFactory Pro trial version www.pdffactory.com

Sample Name: CCB Acquired: 8/1/2016 9:20:16 Type: QC
Method: ICP I9 Method 200.7-6010(v140) Mode: CONC Corr. Factor: 1.000000
User: analyst Custom ID1: Custom ID2: Custom ID3:
Comment:

Elem	Ag3280	Al3082	As1890	B_1826	Ba4554	Be3130	Ca3179	Cd2288
IS Ref	(Y_3600)	(Y_3710)	(Y_2243)	(Y_2243)	(Y_3710)	(Y_3710)	(Y_3710)	(Y_2243)
Units	ppb	ppb	ppb	ppb	ppb	ppb	ppb	ppb
Avg	.10954	8.5223	-.43712	7.7700	.04221	-.02027	5.5183	.1285
Stddev	.26478	15.074	1.6668	.5662	.02561	.06526	1.1907	.0778
%RSD	241.72	176.88	381.32	7.2868	60.657	321.93	21.577	60.49
Check ?	Chk Pass	Chk Pass	Chk Pass	Chk Pass	Chk Pass	Chk Pass	Chk Pass	Chk Pass
High Limit								
Low Limit								

Elem	Co2286	Cr2677	Cu3273	Fe2599	K_7664	Li6707	Mg2790	Mn2576
IS Ref	(In2306)	(Y_3600)	(Y_3600)	(Y_3710)	(Y_3710)	(Y_3710)	(Y_3710)	(Y_3600)
Units	ppb	ppb	ppb	ppb	ppb	ppb	ppb	ppb
Avg	-.24920	.21234	.30551	4.3187	24.207	5.6714	12.728	.06907
Stddev	.16915	.10506	.81098	2.4143	54.531	1.3772	7.577	.01748
%RSD	67.876	49.477	265.45	55.903	225.27	24.283	59.533	25.304
Check ?	Chk Pass	Chk Pass	Chk Pass	Chk Pass	Chk Pass	Chk Pass	Chk Pass	Chk Pass
High Limit								
Low Limit								

Elem	Mo2020	Na5895	Ni2316	Pb2203	Sb2175	Se1960	Sn1899	Ti3372
IS Ref	(Y_2243)	(Y_3710)	(In2306)	(Y_2243)	(Y_2243)	(Y_2243)	(In2306)	(Y_3600)
Units	ppb	ppb	ppb	ppb	ppb	ppb	ppb	ppb
Avg	2.9815	20.445	-.47227	-1.1569	.4427	-1.6855	.19273	.94211
Stddev	.1605	6.909	.35670	1.0576	.8090	2.0110	.21846	.09968
%RSD	5.3844	33.796	75.528	91.421	182.7	119.31	113.35	10.580
Check ?	Chk Pass	Chk Pass	Chk Pass	Chk Pass	Chk Pass	Chk Pass	Chk Pass	Chk Pass
High Limit								
Low Limit								

PDF created with pdfFactory Pro trial version www.pdffactory.com

Sample Name: CCB Acquired: 8/1/2016 9:20:16 Type: QC
Method: ICP I9 Method 200.7-6010(v140) Mode: CONC Corr. Factor: 1.000000
User: analyst Custom ID1: Custom ID2: Custom ID3:
Comment:

Elem	Tl1908	V_2908	Zn2062	Si2516	Sr3464
IS Ref	(In2306)	(Y_3710)	(In2306)	(Y_3710)	(Y_3710)
Units	ppb	ppb	ppb	ppb	ppb
Avg	-.64472	-.18095	-.05319	-47.689	-.72059
Stddev	1.4827	1.3818	.03889	.893	4.5121
%RSD	229.97	763.63	73.113	1.8734	626.17
Check ?	Chk Pass	Chk Pass	Chk Pass	Chk Pass	Chk Pass
High Limit					
Low Limit					

Int. Std.	In2306	Y_2243	Y_3600	Y_3710
Units	Cts/S	Cts/S	Cts/S	Cts/S
Avg	5931.3	3666.0	51767.	6698.3
Stddev	12.3	13.4	158.	25.6
%RSD	.20808	.36444	.30507	.38259

PDF created with pdfFactory Pro trial version www.pdffactory.com

Sample Name: IEC Check As Acquired: 8/1/2016 9:24:25 Type: QC
Method: ICP I9 Method 200.7-6010(v140) Mode: CONC Corr. Factor: 1.000000
User: analyst Custom ID1: Custom ID2: Custom ID3:
Comment:

Elem	Ag3280	Al3082	As1890	B_1826	Ba4554	Be3130	Ca3179	Cd2288
IS Ref	(Y_3600)	(Y_3710)	(Y_2243)	(Y_2243)	(Y_3710)	(Y_3710)	(Y_3710)	(Y_2243)
Units	ppb	ppb	ppb	ppb	ppb	ppb	ppb	ppb
Avg	.32556	7.5912	4982.9	7.4893	.19344	-.01868	-.88714	.0442
Stddev	.56732	10.606	50.5	.1308	.21019	.02757	1.5220	.1639
%RSD	174.26	139.72	1.0125	1.7458	108.66	147.55	171.56	370.8
Check ?	None	None	None	None	None	None	None	Chk Pass
Value								
Range								

Elem	Co2286	Cr2677	Cu3273	Fe2599	K_7664	Li6707	Mg2790	Mn2576
IS Ref	(In2306)	(Y_3600)	(Y_3600)	(Y_3710)	(Y_3710)	(Y_3710)	(Y_3710)	(Y_3600)
Units	ppb	ppb	ppb	ppb	ppb	ppb	ppb	ppb
Avg	-.33504	-.07280	.30005	1.9496	-6.7832	-12.261	.45493	-.02165
Stddev	.20562	.27026	.29631	1.8660	10.826	1.233	13.834	.01459
%RSD	61.374	371.26	98.754	95.714	159.60	10.056	3040.9	67.399
Check ?	None	None	None	None	None	None	None	None
Value								
Range								

Elem	Mo2020	Na5895	Ni2316	Pb2203	Sb2175	Se1960	Sn1899	Ti3372
IS Ref	(Y_2243)	(Y_3710)	(In2306)	(Y_2243)	(Y_2243)	(Y_2243)	(In2306)	(Y_3600)
Units	ppb	ppb	ppb	ppb	ppb	ppb	ppb	ppb
Avg	-.35632	-8.7109	-.38153	-.47436	-.2762	-3.4361	-.51528	-.02234
Stddev	.08537	3.4966	.39542	.33753	1.948	.9057	.33378	.26642
%RSD	23.960	40.140	103.64	71.156	705.2	26.360	64.778	1192.8
Check ?	None	None	None	None	None	None	None	None
Value								
Range								

PDF created with pdfFactory Pro trial version www.pdffactory.com

Sample Name: IEC Check As Acquired: 8/1/2016 9:24:25 Type: QC
Method: ICP I9 Method 200.7-6010(v140) Mode: CONC Corr. Factor: 1.000000
User: analyst Custom ID1: Custom ID2: Custom ID3:
Comment:

Elem	Tl1908	V_2908	Zn2062	Si2516	Sr3464
IS Ref	(In2306)	(Y_3710)	(In2306)	(Y_3710)	(Y_3710)
Units	ppb	ppb	ppb	ppb	ppb
Avg	.16972	1.6651	-.20396	-59.692	-1.0998
Stddev	.53266	1.2932	.02488	5.242	3.8589
%RSD	313.85	77.668	12.198	8.7824	350.87
Check ?	None	None	None	None	None
Value					
Range					

Int. Std.	In2306	Y_2243	Y_3600	Y_3710
Units	Cts/S	Cts/S	Cts/S	Cts/S
Avg	6146.8	3767.5	52886.	6858.2
Stddev	7.9	2.3	164.	22.2
%RSD	.12832	.06172	.31050	.32320

PDF created with pdfFactory Pro trial version www.pdffactory.com

Sample Name: IEC Check Ti Acquired: 8/1/2016 9:28:30 Type: QC
Method: ICP I9 Method 200.7-6010(v140) Mode: CONC Corr. Factor: 1.000000
User: analyst Custom ID1: Custom ID2: Custom ID3:
Comment:

Elem	Ag3280	Al3082	As1890	B_1826	Ba4554	Be3130	Ca3179	Cd2288
IS Ref	(Y_3600)	(Y_3710)	(Y_2243)	(Y_2243)	(Y_3710)	(Y_3710)	(Y_3710)	(Y_2243)
Units	ppb	ppb	ppb	ppb	ppb	ppb	ppb	ppb
Avg	-.97001	10.248	4.1798	6.8605	.28997	-.60331	2.4322	.4311
Stddev	.19670	13.518	1.8331	.2332	.25041	.07081	1.9387	.0559
%RSD	20.278	131.91	43.857	3.3985	86.357	11.737	79.709	12.96
Check ?	None	None	None	None	None	None	None	None
Value								
Range								

Elem	Co2286	Cr2677	Cu3273	Fe2599	K_7664	Li6707	Mg2790	Mn2576
IS Ref	(In2306)	(Y_3600)	(Y_3600)	(Y_3710)	(Y_3710)	(Y_3710)	(Y_3710)	(Y_3600)
Units	ppb	ppb	ppb	ppb	ppb	ppb	ppb	ppb
Avg	-1.5762	.78038	9.1296	1.4272	-42.402	-12.652	-97.299	-.01200
Stddev	.7462	.25902	.7720	.6549	36.889	.529	15.214	.02066
%RSD	47.339	33.192	8.4560	45.890	86.998	4.1839	15.637	172.11
Check ?	Chk Pass	None	None	None	None	None	None	None
Value								
Range								

Elem	Mo2020	Na5895	Ni2316	Pb2203	Sb2175	Se1960	Sn1899	Ti3372
IS Ref	(Y_2243)	(Y_3710)	(In2306)	(Y_2243)	(Y_2243)	(Y_2243)	(In2306)	(Y_3600)
Units	ppb	ppb	ppb	ppb	ppb	ppb	ppb	ppb
Avg	-.82744	-12.899	-1.7429	-.78062	-1.268	-.63998	2.1920	29147.
Stddev	.09497	6.705	.0313	.78705	.486	1.9794	.4261	248.
%RSD	11.478	51.980	1.7959	100.82	38.32	309.29	19.438	.85250
Check ?	None	None	None	None	None	None	None	None
Value								
Range								

PDF created with pdfFactory Pro trial version www.pdffactory.com

Sample Name: IEC Check Ti Acquired: 8/1/2016 9:28:30 Type: QC
Method: ICP I9 Method 200.7-6010(v140) Mode: CONC Corr. Factor: 1.000000
User: analyst Custom ID1: Custom ID2: Custom ID3:
Comment:

Elem	Tl1908	V_2908	Zn2062	Si2516	Sr3464
IS Ref	(In2306)	(Y_3710)	(In2306)	(Y_3710)	(Y_3710)
Units	ppb	ppb	ppb	ppb	ppb
Avg	7.2631	.99196	-.03955	4953.3	.90126
Stddev	.9950	1.4537	.09158	810.7	6.7324
%RSD	13.700	146.54	231.57	16.367	747.00
Check ?	Chk Pass	None	None	None	None
Value					
Range					

Int. Std.	In2306	Y_2243	Y_3600	Y_3710
Units	Cts/S	Cts/S	Cts/S	Cts/S
Avg	6067.7	3751.3	52725.	6795.7
Stddev	10.0	5.6	87.	41.4
%RSD	.16447	.14985	.16501	.60926

PDF created with pdfFactory Pro trial version www.pdffactory.com

Sample Name: IEC Check Co Acquired: 8/1/2016 9:32:44 Type: QC
Method: ICP I9 Method 200.7-6010(v140) Mode: CONC Corr. Factor: 1.000000
User: analyst Custom ID1: Custom ID2: Custom ID3:
Comment:

Elem	Ag3280	Al3082	As1890	B_1826	Ba4554	Be3130	Ca3179	Cd2288
IS Ref	(Y_3600)	(Y_3710)	(Y_2243)	(Y_2243)	(Y_3710)	(Y_3710)	(Y_3710)	(Y_2243)
Units	ppb	ppb	ppb	ppb	ppb	ppb	ppb	ppb
Avg	.51699	-8.2798	-2.2514	1.9742	.10247	.06696	-1.8521	.0847
Stddev	.07910	23.077	.4268	.2735	.10143	.05623	1.6736	.0746
%RSD	15.301	278.72	18.959	13.854	98.980	83.983	90.363	88.04
Check ?	None	None	Chk Pass	None	None	None	None	None
Value								
Range								

Elem	Co2286	Cr2677	Cu3273	Fe2599	K_7664	Li6707	Mg2790	Mn2576
IS Ref	(In2306)	(Y_3600)	(Y_3600)	(Y_3710)	(Y_3710)	(Y_3710)	(Y_3710)	(Y_3600)
Units	ppb	ppb	ppb	ppb	ppb	ppb	ppb	ppb
Avg	9731.5	-.18699	-.26905	2.0379	-51.099	-12.551	-26.257	1.1446
Stddev	32.6	.13929	.45105	1.2373	31.564	1.556	18.294	.0212
%RSD	.33522	74.488	167.65	60.715	61.770	12.395	69.671	1.8530
Check ?	None	None	Chk Pass	None	None	None	None	None
Value								
Range								

Elem	Mo2020	Na5895	Ni2316	Pb2203	Sb2175	Se1960	Sn1899	Ti3372
IS Ref	(Y_2243)	(Y_3710)	(In2306)	(Y_2243)	(Y_2243)	(Y_2243)	(In2306)	(Y_3600)
Units	ppb	ppb	ppb	ppb	ppb	ppb	ppb	ppb
Avg	-.89500	-27.425	-3.1016	.64760	1.901	-2.1484	-.06564	4.0892
Stddev	.15672	6.815	.1279	.22226	.554	1.2102	.35030	.3215
%RSD	17.511	24.850	4.1235	34.320	29.16	56.329	533.68	7.8622
Check ?	None	None	Chk Pass	None	Chk Pass	None	None	None
Value								
Range								

PDF created with pdfFactory Pro trial version www.pdffactory.com

Sample Name: IEC Check Co Acquired: 8/1/2016 9:32:44 Type: QC
Method: ICP I9 Method 200.7-6010(v140) Mode: CONC Corr. Factor: 1.000000
User: analyst Custom ID1: Custom ID2: Custom ID3:
Comment:

Elem	Tl1908	V_2908	Zn2062	Si2516	Sr3464
IS Ref	(In2306)	(Y_3710)	(In2306)	(Y_3710)	(Y_3710)
Units	ppb	ppb	ppb	ppb	ppb
Avg	2.0195	.70326	-.21315	-37.627	.76633
Stddev	1.2749	.91587	.09949	3.674	2.8080
%RSD	63.130	130.23	46.678	9.7647	366.42
Check ?	Chk Pass	None	None	None	None
Value					
Range					

Int. Std.	In2306	Y_2243	Y_3600	Y_3710
Units	Cts/S	Cts/S	Cts/S	Cts/S
Avg	6052.1	3730.8	52549.	6806.6
Stddev	11.0	11.1	71.	9.0
%RSD	.18249	.29711	.13593	.13214

PDF created with pdfFactory Pro trial version www.pdffactory.com

Sample Name: IEC Check Al Acquired: 8/1/2016 9:36:50 Type: QC
Method: ICP I9 Method 200.7-6010(v140) Mode: CONC Corr. Factor: 1.000000
User: analyst Custom ID1: Custom ID2: Custom ID3:
Comment:

Elem	Ag3280	Al3082	As1890	B_1826	Ba4554	Be3130	Ca3179
IS Ref	(Y_3600)	(Y_3710)	(Y_2243)	(Y_2243)	(Y_3710)	(Y_3710)	(Y_3710)
Units	ppb	ppb	ppb	ppb	ppb	ppb	ppb
Avg	-.15562	507890.	-3.4898	-2.5333	.12566	-.06105	4.0473
Stddev	.10128	2616.	2.6779	.2660	.11125	.14028	1.1105
%RSD	65.078	.51500	76.733	10.499	88.538	229.78	27.438
Check ?	None	None	Chk Pass	None	None	None	None
Value							
Range							

Elem	Cd2288	Co2286	Cr2677	Cu3273	Fe2599	K_7664	Li6707
IS Ref	(Y_2243)	(In2306)	(Y_3600)	(Y_3600)	(Y_3710)	(Y_3710)	(Y_3710)
Units	ppb	ppb	ppb	ppb	ppb	ppb	ppb
Avg	.0286	-.17911	-.28828	.66500	2.0137	-28.548	-12.182
Stddev	.1268	.11794	.16966	.94281	1.2124	26.643	2.000
%RSD	442.8	65.847	58.853	141.77	60.205	93.328	16.416
Check ?	None	None	None	None	None	None	None
Value							
Range							

Elem	Mg2790	Mn2576	Mo2020	Na5895	Ni2316	Pb2203	Sb2175
IS Ref	(Y_3710)	(Y_3600)	(Y_2243)	(Y_3710)	(In2306)	(Y_2243)	(Y_2243)
Units	ppb	ppb	ppb	ppb	ppb	ppb	ppb
Avg	6.2526	.92359	-.72912	-11.252	-.20581	-3.8156	-.5518
Stddev	19.117	.01079	.60137	11.128	.42469	1.0643	3.152
%RSD	305.75	1.1682	82.480	98.893	206.35	27.893	571.2
Check ?	None	None	None	None	None	Chk Pass	Chk Pass
Value							
Range							

PDF created with pdfFactory Pro trial version www.pdffactory.com

Sample Name: IEC Check Al Acquired: 8/1/2016 9:36:50 Type: QC
Method: ICP I9 Method 200.7-6010(v140) Mode: CONC Corr. Factor: 1.000000
User: analyst Custom ID1: Custom ID2: Custom ID3:
Comment:

Elem	Se1960	Sn1899	Ti3372	Tl1908	V_2908	Zn2062	Si2516
IS Ref	(Y_2243)	(In2306)	(Y_3600)	(In2306)	(Y_3710)	(In2306)	(Y_3710)
Units	ppb	ppb	ppb	ppb	ppb	ppb	ppb
Avg	1.6692	1.5429	1.1093	-1.2458	.64403	.53448	-49.671
Stddev	3.3824	.3606	.1478	.8693	3.5019	.26558	1.493
%RSD	202.63	23.369	13.321	69.780	543.75	49.690	3.0061
Check ?	Chk Pass	None	None	Chk Pass	None	None	None
Value							
Range							

Elem	Sr3464
IS Ref	(Y_3710)
Units	ppb
Avg	.50720
Stddev	2.0497
%RSD	404.13
Check ?	None
Value	
Range	

Int. Std.	In2306	Y_2243	Y_3600	Y_3710
Units	Cts/S	Cts/S	Cts/S	Cts/S
Avg	5507.9	3689.4	49026.	6944.6
Stddev	9.1	8.4	135.	35.2
%RSD	.16567	.22761	.27478	.50656

PDF created with pdfFactory Pro trial version www.pdffactory.com

Sample Name: IEC Check Fe Acquired: 8/1/2016 9:40:54 Type: QC
Method: ICP I9 Method 200.7-6010(v140) Mode: CONC Corr. Factor: 1.000000
User: analyst Custom ID1: Custom ID2: Custom ID3:
Comment:

Elem	Ag3280	Al3082	As1890	B_1826	Ba4554	Be3130	Ca3179
IS Ref	(Y_3600)	(Y_3710)	(Y_2243)	(Y_2243)	(Y_3710)	(Y_3710)	(Y_3710)
Units	ppb	ppb	ppb	ppb	ppb	ppb	ppb
Avg	-2.1673	15.624	2.4479	1.2227	.15569	.06172	23.592
Stddev	.3749	19.502	1.7456	.1016	.23618	.09141	3.173
%RSD	17.298	124.82	71.313	8.3090	151.70	148.12	13.451
Check ?	None	None	None	None	None	None	None
Value							
Range							

Elem	Cd2288	Co2286	Cr2677	Cu3273	Fe2599	K_7664	Li6707
IS Ref	(Y_2243)	(In2306)	(Y_3600)	(Y_3600)	(Y_3710)	(Y_3710)	(Y_3710)
Units	ppb	ppb	ppb	ppb	ppb	ppb	ppb
Avg	-.2309	-.35012	.73408	-1.9673	493080.	-151.74	-12.119
Stddev	.2409	.23699	.04479	.3297	6608.	35.17	1.022
%RSD	104.3	67.688	6.1021	16.760	1.3402	23.180	8.4291
Check ?	Chk Pass	None	None	Chk Pass	None	None	None
Value							
Range							

Elem	Mg2790	Mn2576	Mo2020	Na5895	Ni2316	Pb2203	Sb2175
IS Ref	(Y_3710)	(Y_3600)	(Y_2243)	(Y_3710)	(In2306)	(Y_2243)	(Y_2243)
Units	ppb	ppb	ppb	ppb	ppb	ppb	ppb
Avg	-61.459	6.4673	-1.8430	-26.208	5.8821	-.77347	-1.750
Stddev	18.232	.0492	.1807	7.309	.3558	.90253	.941
%RSD	29.666	.76015	9.8065	27.889	6.0491	116.69	53.76
Check ?	None	None	None	None	Chk Pass	Chk Pass	Chk Pass
Value							
Range							

PDF created with pdfFactory Pro trial version www.pdffactory.com

Sample Name: IEC Check Fe Acquired: 8/1/2016 9:40:54 Type: QC
Method: ICP I9 Method 200.7-6010(v140) Mode: CONC Corr. Factor: 1.000000
User: analyst Custom ID1: Custom ID2: Custom ID3:
Comment:

Elem	Se1960	Sn1899	Ti3372	Tl1908	V_2908	Zn2062	Si2516
IS Ref	(Y_2243)	(In2306)	(Y_3600)	(In2306)	(Y_3710)	(In2306)	(Y_3710)
Units	ppb	ppb	ppb	ppb	ppb	ppb	ppb
Avg	-1.3428	2.8471	1.5868	-1.0457	-2.2512	1.5723	-63.585
Stddev	2.8947	.1406	.0624	.1903	1.9404	.0088	1.049
%RSD	215.56	4.9380	3.9324	18.197	86.193	.55834	1.6501
Check ?	None	None	None	Chk Pass	Chk Pass	None	None
Value							
Range							

Elem	Sr3464
IS Ref	(Y_3710)
Units	ppb
Avg	11.926
Stddev	5.174
%RSD	43.381
Check ?	None
Value	
Range	

Int. Std.	In2306	Y_2243	Y_3600	Y_3710
Units	Cts/S	Cts/S	Cts/S	Cts/S
Avg	5789.0	3610.1	50482.	6725.2
Stddev	7.4	5.4	43.	50.9
%RSD	.12858	.14981	.08477	.75710

PDF created with pdfFactory Pro trial version www.pdffactory.com

Sample Name: IEC Check V Acquired: 8/1/2016 9:45:05 Type: QC
Method: ICP I9 Method 200.7-6010(v140) Mode: CONC Corr. Factor: 1.000000
User: analyst Custom ID1: Custom ID2: Custom ID3:
Comment:

Elem	Ag3280	Al3082	As1890	B_1826	Ba4554	Be3130	Ca3179	Cd2288
IS Ref	(Y_3600)	(Y_3710)	(Y_2243)	(Y_2243)	(Y_3710)	(Y_3710)	(Y_3710)	(Y_2243)
Units	ppb	ppb	ppb	ppb	ppb	ppb	ppb	ppb
Avg	.81368	.77426	1.1411	2.1480	.16431	.05292	1.9023	.3984
Stddev	.33530	20.904	.5758	.0370	.13400	.02755	3.4993	.1374
%RSD	41.207	2699.9	50.462	1.7242	81.551	52.057	183.95	34.49
Check ?	None	Chk Pass	None	None	None	Chk Pass	None	None
Value								
Range								

Elem	Co2286	Cr2677	Cu3273	Fe2599	K_7664	Li6707	Mg2790	Mn2576
IS Ref	(In2306)	(Y_3600)	(Y_3600)	(Y_3710)	(Y_3710)	(Y_3710)	(Y_3710)	(Y_3600)
Units	ppb	ppb	ppb	ppb	ppb	ppb	ppb	ppb
Avg	-.11838	-.62527	.20636	18.234	-34.874	-13.124	1.5492	.05877
Stddev	.03721	.20772	.21389	4.486	17.823	.921	13.298	.03164
%RSD	31.430	33.221	103.65	24.604	51.107	7.0171	858.41	53.847
Check ?	None	None	None	None	None	None	None	None
Value								
Range								

Elem	Mo2020	Na5895	Ni2316	Pb2203	Sb2175	Se1960	Sn1899	Ti3372
IS Ref	(Y_2243)	(Y_3710)	(In2306)	(Y_2243)	(Y_2243)	(Y_2243)	(In2306)	(Y_3600)
Units	ppb	ppb	ppb	ppb	ppb	ppb	ppb	ppb
Avg	-3.2295	-28.000	-.27841	-.67652	-.5191	-1.8793	-.44882	.14088
Stddev	.1535	2.625	.53547	1.1172	.0675	2.3142	.49379	.07814
%RSD	4.7526	9.3740	192.33	165.13	13.00	123.14	110.02	55.467
Check ?	None	None	None	None	Chk Pass	None	None	None
Value								
Range								

PDF created with pdfFactory Pro trial version www.pdffactory.com

Sample Name: IEC Check V Acquired: 8/1/2016 9:45:05 Type: QC
Method: ICP I9 Method 200.7-6010(v140) Mode: CONC Corr. Factor: 1.000000
User: analyst Custom ID1: Custom ID2: Custom ID3:
Comment:

Elem	Tl1908	V_2908	Zn2062	Si2516	Sr3464
IS Ref	(In2306)	(Y_3710)	(In2306)	(Y_3710)	(Y_3710)
Units	ppb	ppb	ppb	ppb	ppb
Avg	1.4975	5091.9	-.19617	-56.841	1.0984
Stddev	.0454	16.6	.15968	4.276	2.2750
%RSD	3.0300	.32654	81.396	7.5235	207.11
Check ?	Chk Pass	None	None	None	None
Value					
Range					

Int. Std.	In2306	Y_2243	Y_3600	Y_3710
Units	Cts/S	Cts/S	Cts/S	Cts/S
Avg	6038.5	3733.1	52585.	6792.1
Stddev	4.6	3.2	68.	6.9
%RSD	.07688	.08694	.12932	.10090

PDF created with pdfFactory Pro trial version www.pdffactory.com

Sample Name: CCV-2632473 Acquired: 8/1/2016 9:49:13 Type: QC
Method: ICP I9 Method 200.7-6010(v140) Mode: CONC Corr. Factor: 1.000000
User: analyst Custom ID1: Custom ID2: Custom ID3:
Comment:

Elem	Ag3280	Al3082	As1890	B_1826	Ba4554	Be3130	Ca3179	Cd2288
IS Ref	(Y_3600)	(Y_3710)	(Y_2243)	(Y_2243)	(Y_3710)	(Y_3710)	(Y_3710)	(Y_2243)
Units	ppb	ppb	ppb	ppb	ppb	ppb	ppb	ppb
Avg	1000.5	25307.	492.39	5093.6	1949.2	1982.5	51223.	500.0
Stddev	.6	157.	3.47	3.7	3.5	1.9	154.	1.0
%RSD	.06334	.62210	.70440	.07216	.17717	.09807	.30017	.1946
Check ?	Chk Pass	Chk Pass	Chk Pass	Chk Pass	Chk Pass	Chk Pass	Chk Pass	Chk Pass
Value								
Range								

Elem	Co2286	Cr2677	Cu3273	Fe2599	K_7664	Li6707	Mg2790	Mn2576
IS Ref	(In2306)	(Y_3600)	(Y_3600)	(Y_3710)	(Y_3710)	(Y_3710)	(Y_3710)	(Y_3600)
Units	ppb	ppb	ppb	ppb	ppb	ppb	ppb	ppb
Avg	1986.1	1931.5	1951.4	25112.	49738.	4994.4	49528.	1955.4
Stddev	3.3	4.7	2.0	64.	141.	15.1	155.	6.9
%RSD	.16720	.24241	.10156	.25673	.28254	.30332	.31309	.35056
Check ?	Chk Pass	Chk Pass	Chk Pass	Chk Pass	Chk Pass	Chk Pass	Chk Pass	Chk Pass
Value								
Range								

Elem	Mo2020	Na5895	Ni2316	Pb2203	Sb2175	Se1960	Sn1899	Ti3372
IS Ref	(Y_2243)	(Y_3710)	(In2306)	(Y_2243)	(Y_2243)	(Y_2243)	(In2306)	(Y_3600)
Units	ppb	ppb	ppb	ppb	ppb	ppb	ppb	ppb
Avg	2010.5	50036.	1997.2	481.77	509.3	504.00	5090.0	4990.7
Stddev	7.0	79.	5.5	.67	1.2	1.82	12.7	7.6
%RSD	.34764	.15843	.27769	.13938	.2350	.36062	.25016	.15161
Check ?	Chk Pass	Chk Pass	Chk Pass	Chk Pass	Chk Pass	Chk Pass	Chk Pass	Chk Pass
Value								
Range								

PDF created with pdfFactory Pro trial version www.pdffactory.com

Sample Name: CCV-2632473 Acquired: 8/1/2016 9:49:13 Type: QC
Method: ICP I9 Method 200.7-6010(v140) Mode: CONC Corr. Factor: 1.000000
User: analyst Custom ID1: Custom ID2: Custom ID3:
Comment:

Elem	Tl1908	V_2908	Zn2062	Si2516	Sr3464
IS Ref	(In2306)	(Y_3710)	(In2306)	(Y_3710)	(Y_3710)
Units	ppb	ppb	ppb	ppb	ppb
Avg	994.24	1992.5	2028.7	5206.9	4916.0
Stddev	1.61	8.3	4.0	35.6	5.1
%RSD	.16194	.41622	.19884	.68302	.10312
Check ?	Chk Pass	Chk Pass	Chk Pass	Chk Pass	Chk Pass
Value					
Range					

Int. Std.	In2306	Y_2243	Y_3600	Y_3710
Units	Cts/S	Cts/S	Cts/S	Cts/S
Avg	5239.6	3507.1	48825.	6603.4
Stddev	6.4	3.9	33.	29.0
%RSD	.12253	.11206	.06750	.43961

PDF created with pdfFactory Pro trial version www.pdffactory.com

Sample Name: CCB Acquired: 8/1/2016 9:52:54 Type: QC
Method: ICP I9 Method 200.7-6010(v140) Mode: CONC Corr. Factor: 1.000000
User: analyst Custom ID1: Custom ID2: Custom ID3:
Comment:

Elem	Ag3280	Al3082	As1890	B_1826	Ba4554	Be3130	Ca3179	Cd2288
IS Ref	(Y_3600)	(Y_3710)	(Y_2243)	(Y_2243)	(Y_3710)	(Y_3710)	(Y_3710)	(Y_2243)
Units	ppb	ppb	ppb	ppb	ppb	ppb	ppb	ppb
Avg	.30471	-8.1098	1.3105	7.0188	.13623	.06236	2.1484	.0363
Stddev	.32680	5.4371	.5521	.0632	.13725	.05885	.8991	.0747
%RSD	107.25	67.043	42.127	.90058	100.75	94.361	41.850	205.8
Check ?	Chk Pass	Chk Pass	Chk Pass	Chk Pass	Chk Pass	Chk Pass	Chk Pass	Chk Pass
High Limit								
Low Limit								

Elem	Co2286	Cr2677	Cu3273	Fe2599	K_7664	Li6707	Mg2790	Mn2576
IS Ref	(In2306)	(Y_3600)	(Y_3600)	(Y_3710)	(Y_3710)	(Y_3710)	(Y_3710)	(Y_3600)
Units	ppb	ppb	ppb	ppb	ppb	ppb	ppb	ppb
Avg	-.30192	.23295	.09285	3.5856	15.203	6.8593	2.7552	.09062
Stddev	.04140	.19657	.27334	.3439	33.256	.6276	9.2145	.05817
%RSD	13.713	84.384	294.38	9.5904	218.75	9.1500	334.44	64.192
Check ?	Chk Pass	Chk Pass	Chk Pass	Chk Pass	Chk Pass	Chk Pass	Chk Pass	Chk Pass
High Limit								
Low Limit								

Elem	Mo2020	Na5895	Ni2316	Pb2203	Sb2175	Se1960	Sn1899	Ti3372
IS Ref	(Y_2243)	(Y_3710)	(In2306)	(Y_2243)	(Y_2243)	(Y_2243)	(In2306)	(Y_3600)
Units	ppb	ppb	ppb	ppb	ppb	ppb	ppb	ppb
Avg	2.6372	-1.7836	-.24966	-1.0301	.0427	-1.3732	.57749	1.6163
Stddev	.1882	2.8700	.42855	.9472	.4997	2.4834	.62287	.1015
%RSD	7.1369	160.91	171.66	91.958	1171.	180.84	107.86	6.2767
Check ?	Chk Pass	Chk Pass	Chk Pass	Chk Pass	Chk Pass	Chk Pass	Chk Pass	Chk Pass
High Limit								
Low Limit								

PDF created with pdfFactory Pro trial version www.pdffactory.com

Sample Name: CCB Acquired: 8/1/2016 9:52:54 Type: QC
Method: ICP I9 Method 200.7-6010(v140) Mode: CONC Corr. Factor: 1.000000
User: analyst Custom ID1: Custom ID2: Custom ID3:
Comment:

Elem	Tl1908	V_2908	Zn2062	Si2516	Sr3464
IS Ref	(In2306)	(Y_3710)	(In2306)	(Y_3710)	(Y_3710)
Units	ppb	ppb	ppb	ppb	ppb
Avg	-.33235	-.22164	.01356	-44.847	2.8972
Stddev	.27084	1.1145	.15229	4.710	2.7536
%RSD	81.493	502.85	1123.2	10.501	95.046
Check ?	Chk Pass	Chk Pass	Chk Pass	Chk Pass	Chk Pass
High Limit					
Low Limit					

Int. Std.	In2306	Y_2243	Y_3600	Y_3710
Units	Cts/S	Cts/S	Cts/S	Cts/S
Avg	5950.9	3681.5	51577.	6650.4
Stddev	8.5	9.0	71.	5.0
%RSD	.14333	.24420	.13817	.07482

PDF created with pdfFactory Pro trial version www.pdffactory.com

Sample Name: CRI-2633779 Acquired: 8/1/2016 10:02:04 Type: QC
Method: ICP I9 Method 200.7-6010(v140) Mode: CONC Corr. Factor: 1.000000
User: analyst Custom ID1: Custom ID2: Custom ID3:
Comment:

Elem	Ag3280	Al3082	As1890	B_1826	Ba4554	Be3130	Ca3179	Cd2288
IS Ref	(Y_3600)	(Y_3710)	(Y_2243)	(Y_2243)	(Y_3710)	(Y_3710)	(Y_3710)	(Y_2243)
Units	ppb	ppb	ppb	ppb	ppb	ppb	ppb	ppb
Avg	10.335	205.08	14.973	204.33	196.05	4.9564	5156.5	5.193
Stddev	.632	19.48	1.069	.99	.39	.1114	8.6	.034
%RSD	6.1146	9.4968	7.1400	.48381	.20132	2.2473	.16599	.6620
Check ?	Chk Pass	Chk Pass	Chk Pass	Chk Pass	Chk Pass	Chk Pass	Chk Pass	Chk Pass
Value								
Range								

Elem	Co2286	Cr2677	Cu3273	Fe2599	K_7664	Li6707	Mg2790	Mn2576
IS Ref	(In2306)	(Y_3600)	(Y_3600)	(Y_3710)	(Y_3710)	(Y_3710)	(Y_3710)	(Y_3600)
Units	ppb	ppb	ppb	ppb	ppb	ppb	ppb	ppb
Avg	9.3965	10.125	20.067	208.96	4913.2	53.759	5124.1	15.453
Stddev	.0614	.231	.717	1.80	9.1	1.797	41.9	.024
%RSD	.65390	2.2820	3.5738	.86274	.18589	3.3417	.81774	.15641
Check ?	Chk Pass	Chk Pass	Chk Pass	Chk Pass	Chk Pass	Chk Pass	Chk Pass	Chk Pass
Value								
Range								

Elem	Mo2020	Na5895	Ni2316	Pb2203	Sb2175	Se1960	Sn1899	Ti3372
IS Ref	(Y_2243)	(Y_3710)	(In2306)	(Y_2243)	(Y_2243)	(Y_2243)	(In2306)	(Y_3600)
Units	ppb	ppb	ppb	ppb	ppb	ppb	ppb	ppb
Avg	40.118	5024.5	39.270	10.096	19.03	17.931	97.246	50.605
Stddev	.218	4.2	.965	.321	2.55	.688	.596	.099
%RSD	.54219	.08319	2.4576	3.1833	13.38	3.8389	.61301	.19510
Check ?	Chk Pass	Chk Pass	Chk Pass	Chk Pass	Chk Pass	Chk Pass	Chk Pass	Chk Pass
Value								
Range								

PDF created with pdfFactory Pro trial version www.pdffactory.com

Sample Name: CRI-2633779 Acquired: 8/1/2016 10:02:04 Type: QC
Method: ICP I9 Method 200.7-6010(v140) Mode: CONC Corr. Factor: 1.000000
User: analyst Custom ID1: Custom ID2: Custom ID3:
Comment:

Elem	Tl1908	V_2908	Zn2062	Si2516	Sr3464
IS Ref	(In2306)	(Y_3710)	(In2306)	(Y_3710)	(Y_3710)
Units	ppb	ppb	ppb	ppb	ppb
Avg	19.675	11.334	50.247	472.03	51.683
Stddev	.790	.706	.209	2.03	1.336
%RSD	4.0167	6.2319	.41662	.42910	2.5841
Check ?	Chk Pass	Chk Pass	Chk Pass	Chk Pass	Chk Pass
Value					
Range					

Int. Std.	In2306	Y_2243	Y_3600	Y_3710
Units	Cts/S	Cts/S	Cts/S	Cts/S
Avg	5868.9	3676.4	51552.	6743.5
Stddev	1.9	6.9	41.	8.0
%RSD	.03288	.18843	.08000	.11829

PDF created with pdfFactory Pro trial version www.pdffactory.com

Sample Name: lb 240-240426/1-c Acquired: 8/1/2016 10:06:08 Type: QC
Method: ICP I9 Method 200.7-6010(v140) Mode: CONC Corr. Factor: 1.000000
User: analyst Custom ID1: Custom ID2: Custom ID3:
Comment:

Elem	Ag3280	Al3082	As1890	B_1826	Ba4554	Be3130	Ca3179	Cd2288
IS Ref	(Y_3600)	(Y_3710)	(Y_2243)	(Y_2243)	(Y_3710)	(Y_3710)	(Y_3710)	(Y_2243)
Units	ppb	ppb	ppb	ppb	ppb	ppb	ppb	ppb
Avg	.26910	22.237	-.67710	5.5019	1.3038	.00809	224.30	.1610
Stddev	.38847	6.435	1.4362	.1363	.1634	.02178	4.49	.1032
%RSD	144.36	28.937	212.10	2.4767	12.536	269.16	2.0006	64.13
Check ?	Chk Pass	Chk Pass	Chk Pass	Chk Pass	Chk Pass	Chk Pass	None	Chk Pass
High Limit								
Low Limit								

Elem	Co2286	Cr2677	Cu3273	Fe2599	K_7664	Li6707	Mg2790	Mn2576
IS Ref	(In2306)	(Y_3600)	(Y_3600)	(Y_3710)	(Y_3710)	(Y_3710)	(Y_3710)	(Y_3600)
Units	ppb	ppb	ppb	ppb	ppb	ppb	ppb	ppb
Avg	-.25441	.58305	3.4153	13.274	65.496	14.882	78.681	.60370
Stddev	.21274	.20720	.2564	.664	10.923	.433	9.742	.06225
%RSD	83.620	35.537	7.5060	4.9986	16.677	2.9087	12.381	10.311
Check ?	Chk Pass	Chk Pass	Chk Pass	Chk Pass	None	Chk Pass	None	Chk Pass
High Limit								
Low Limit								

Elem	Mo2020	Na5895	Ni2316	Pb2203	Sb2175	Se1960	Sn1899	Ti3372
IS Ref	(Y_2243)	(Y_3710)	(In2306)	(Y_2243)	(Y_2243)	(Y_2243)	(In2306)	(Y_3600)
Units	ppb	ppb	ppb	ppb	ppb	ppb	ppb	ppb
Avg	-.82698	14541.	.67578	-2.4742	.8294	-3.6673	28.390	.36656
Stddev	.21393	36.	.44784	.7995	1.897	1.4558	.418	.05600
%RSD	25.869	.24767	66.270	32.314	228.7	39.697	1.4728	15.278
Check ?	Chk Pass	None	Chk Pass	Chk Pass	Chk Pass	Chk Pass	Chk Pass	Chk Pass
High Limit								
Low Limit								

PDF created with pdfFactory Pro trial version www.pdffactory.com

Sample Name: lb 240-240426/1-c Acquired: 8/1/2016 10:06:08 Type: QC
Method: ICP I9 Method 200.7-6010(v140) Mode: CONC Corr. Factor: 1.000000
User: analyst Custom ID1: Custom ID2: Custom ID3:
Comment:

Elem	Tl1908	V_2908	Zn2062	Si2516	Sr3464
IS Ref	(In2306)	(Y_3710)	(In2306)	(Y_3710)	(Y_3710)
Units	ppb	ppb	ppb	ppb	ppb
Avg	.08770	-.97654	3.7881	31.869	3.3151
Stddev	1.3149	1.0237	.1143	5.466	.7906
%RSD	1499.2	104.83	3.0180	17.152	23.850
Check ?	Chk Pass	Chk Pass	Chk Pass	Chk Pass	Chk Pass
High Limit					
Low Limit					

Int. Std.	In2306	Y_2243	Y_3600	Y_3710
Units	Cts/S	Cts/S	Cts/S	Cts/S
Avg	5755.2	3612.0	50984.	6613.9
Stddev	5.2	.8	183.	31.1
%RSD	.08967	.02260	.35834	.47052

PDF created with pdfFactory Pro trial version www.pdffactory.com

Sample Name: mb 240-240479/2-a Acquired: 8/1/2016 10:10:15 Type: QC
Method: ICP I9 Method 200.7-6010(v140) Mode: CONC Corr. Factor: 1.000000
User: analyst Custom ID1: Custom ID2: Custom ID3:
Comment:

Elem	Ag3280	Al3082	As1890	B_1826	Ba4554	Be3130	Ca3179	Cd2288
IS Ref	(Y_3600)	(Y_3710)	(Y_2243)	(Y_2243)	(Y_3710)	(Y_3710)	(Y_3710)	(Y_2243)
Units	ppb	ppb	ppb	ppb	ppb	ppb	ppb	ppb
Avg	.11972	18.988	-.23644	4.1404	1.1577	.01419	237.40	.2281
Stddev	.45370	20.221	.13909	.2883	.1895	.09735	2.97	.2046
%RSD	378.95	106.49	58.827	6.9637	16.368	685.84	1.2522	89.68
Check ?	Chk Pass	Chk Pass	Chk Pass	Chk Pass	Chk Pass	Chk Pass	None	Chk Pass
High Limit								
Low Limit								

Elem	Co2286	Cr2677	Cu3273	Fe2599	K_7664	Li6707	Mg2790	Mn2576
IS Ref	(In2306)	(Y_3600)	(Y_3600)	(Y_3710)	(Y_3710)	(Y_3710)	(Y_3710)	(Y_3600)
Units	ppb	ppb	ppb	ppb	ppb	ppb	ppb	ppb
Avg	-.30913	.76481	2.9886	13.240	36.808	12.800	74.701	.70459
Stddev	.14653	.12853	.6220	.970	9.156	1.515	20.110	.05620
%RSD	47.403	16.805	20.813	7.3242	24.874	11.835	26.921	7.9770
Check ?	Chk Pass	Chk Pass	Chk Pass	Chk Pass	None	Chk Pass	None	Chk Pass
High Limit								
Low Limit								

Elem	Mo2020	Na5895	Ni2316	Pb2203	Sb2175	Se1960	Sn1899	Ti3372
IS Ref	(Y_2243)	(Y_3710)	(In2306)	(Y_2243)	(Y_2243)	(Y_2243)	(In2306)	(Y_3600)
Units	ppb	ppb	ppb	ppb	ppb	ppb	ppb	ppb
Avg	-1.0126	62.866	.50724	-.00472	-.2472	-1.8585	27.254	.13498
Stddev	.0557	4.202	.15938	.97102	1.188	.4441	.262	.04572
%RSD	5.5011	6.6835	31.422	20565.	480.8	23.896	.96153	33.872
Check ?	Chk Pass	None	Chk Pass	Chk Pass	Chk Pass	Chk Pass	Chk Pass	Chk Pass
High Limit								
Low Limit								

PDF created with pdfFactory Pro trial version www.pdffactory.com

Sample Name: mb 240-240479/2-a Acquired: 8/1/2016 10:10:15 Type: QC
Method: ICP I9 Method 200.7-6010(v140) Mode: CONC Corr. Factor: 1.000000
User: analyst Custom ID1: Custom ID2: Custom ID3:
Comment:

Elem	Tl1908	V_2908	Zn2062	Si2516	Sr3464
IS Ref	(In2306)	(Y_3710)	(In2306)	(Y_3710)	(Y_3710)
Units	ppb	ppb	ppb	ppb	ppb
Avg	.70775	2.1585	5.8455	35.517	.56527
Stddev	.47860	1.1948	.1550	.968	4.8458
%RSD	67.623	55.353	2.6525	2.7261	857.25
Check ?	Chk Pass	Chk Pass	Chk Pass	Chk Pass	Chk Pass
High Limit					
Low Limit					

Int. Std.	In2306	Y_2243	Y_3600	Y_3710
Units	Cts/S	Cts/S	Cts/S	Cts/S
Avg	5852.8	3660.7	51831.	6593.9
Stddev	6.2	6.8	102.	53.3
%RSD	.10656	.18577	.19584	.80890

PDF created with pdfFactory Pro trial version www.pdffactory.com

Sample Name: lcs 240-240479/3-b Acquired: 8/1/2016 10:14:22 Type: QC
Method: ICP I9 Method 200.7-6010(v140) Mode: CONC Corr. Factor: 1.000000
User: analyst Custom ID1: Custom ID2: Custom ID3:
Comment:

Elem	Ag3280	Al3082	As1890	B_1826	Ba4554	Be3130	Ca3179	Cd2288
IS Ref	(Y_3600)	(Y_3710)	(Y_2243)	(Y_2243)	(Y_3710)	(Y_3710)	(Y_3710)	(Y_2243)
Units	ppb	ppb	ppb	ppb	ppb	ppb	ppb	ppb
Avg	48.190	2013.1	1876.0	942.12	1916.1	48.556	259.53	47.61
Stddev	.417	34.5	2.7	2.19	6.6	.243	2.78	.39
%RSD	.86436	1.7157	.14595	.23265	.34451	.50062	1.0711	.8274
Check ?	Chk Pass	Chk Pass	Chk Pass	Chk Pass	Chk Pass	Chk Pass	None	Chk Pass
Value								
Range								

Elem	Co2286	Cr2677	Cu3273	Fe2599	K_7664	Li6707	Mg2790	Mn2576
IS Ref	(In2306)	(Y_3600)	(Y_3600)	(Y_3710)	(Y_3710)	(Y_3710)	(Y_3710)	(Y_3600)
Units	ppb	ppb	ppb	ppb	ppb	ppb	ppb	ppb
Avg	468.81	192.12	245.73	1022.0	44.625	968.29	53.865	491.24
Stddev	1.67	.67	.70	2.8	17.114	2.08	13.186	.77
%RSD	.35620	.34643	.28395	.27543	38.350	.21504	24.480	.15602
Check ?	Chk Pass	Chk Pass	Chk Pass	Chk Pass	None	Chk Pass	None	Chk Pass
Value								
Range								

Elem	Mo2020	Na5895	Ni2316	Pb2203	Sb2175	Se1960	Sn1899	Ti3372
IS Ref	(Y_2243)	(Y_3710)	(In2306)	(Y_2243)	(Y_2243)	(Y_2243)	(In2306)	(Y_3600)
Units	ppb	ppb	ppb	ppb	ppb	ppb	ppb	ppb
Avg	952.37	79.830	479.05	481.13	472.8	1872.6	1888.0	960.78
Stddev	2.65	4.758	1.26	3.26	2.3	5.2	11.7	.21
%RSD	.27863	5.9602	.26351	.67727	.4826	.27993	.61740	.02139
Check ?	Chk Pass	None	Chk Pass	Chk Pass	Chk Pass	Chk Pass	Chk Pass	Chk Pass
Value								
Range								

PDF created with pdfFactory Pro trial version www.pdffactory.com

Sample Name: lcs 240-240479/3-b Acquired: 8/1/2016 10:14:22 Type: QC
Method: ICP I9 Method 200.7-6010(v140) Mode: CONC Corr. Factor: 1.000000
User: analyst Custom ID1: Custom ID2: Custom ID3:
Comment:

Elem	Tl1908	V_2908	Zn2062	Si2516	Sr3464
IS Ref	(In2306)	(Y_3710)	(In2306)	(Y_3710)	(Y_3710)
Units	ppb	ppb	ppb	ppb	ppb
Avg	1863.2	483.75	473.73	1043.0	972.89
Stddev	9.0	2.19	1.08	12.7	4.18
%RSD	.48466	.45335	.22790	1.2132	.42959
Check ?	Chk Pass	Chk Pass	Chk Pass	Chk Pass	Chk Pass
Value					
Range					

Int. Std.	In2306	Y_2243	Y_3600	Y_3710
Units	Cts/S	Cts/S	Cts/S	Cts/S
Avg	5778.3	3648.1	51398.	6628.2
Stddev	11.9	3.8	90.	25.3
%RSD	.20610	.10299	.17449	.38220

PDF created with pdfFactory Pro trial version www.pdffactory.com

Sample Name: 460-117549-a-1-h Acquired: 8/1/2016 10:18:04 Type: Unk
Method: ICP I9 Method 200.7-6010(v140) Mode: CONC Corr. Factor: 1.000000
User: analyst Custom ID1: Custom ID2: Custom ID3:
Comment:

Elem	Ag3280	Al3082	As1890	B_1826	Ba4554	Be3130	Ca3179	Cd2288
IS Ref	(Y_3600)	(Y_3710)	(Y_2243)	(Y_2243)	(Y_3710)	(Y_3710)	(Y_3710)	(Y_2243)
Units	ppb	ppb	ppb	ppb	ppb	ppb	ppb	ppb
Avg	.27490	21.463	2.8546	4.2722	1.8235	.05341	250.43	.2033
Stddev	.50867	1.043	.6892	.0775	.1051	.09085	1.16	.1102
%RSD	185.04	4.8613	24.145	1.8130	5.7628	170.10	.46443	54.20
Check ?	Chk Pass	Chk Pass	Chk Pass	Chk Pass	Chk Pass	Chk Pass	Chk Pass	Chk Pass
High Limit								
Low Limit								

Elem	Co2286	Cr2677	Cu3273	Fe2599	K_7664	Li6707	Mg2790	Mn2576
IS Ref	(In2306)	(Y_3600)	(Y_3600)	(Y_3710)	(Y_3710)	(Y_3710)	(Y_3710)	(Y_3600)
Units	ppb	ppb	ppb	ppb	ppb	ppb	ppb	ppb
Avg	-.59482	1.6885	2.0428	30.029	42.161	17.300	70.512	1.5096
Stddev	.12235	.1821	.0867	.581	22.428	.536	7.435	.0429
%RSD	20.569	10.785	4.2421	1.9346	53.196	3.1008	10.544	2.8434
Check ?	Chk Pass	Chk Pass	Chk Pass	Chk Pass	Chk Pass	Chk Pass	Chk Pass	Chk Pass
High Limit								
Low Limit								

Elem	Mo2020	Na5895	Ni2316	Pb2203	Sb2175	Se1960	Sn1899	Ti3372
IS Ref	(Y_2243)	(Y_3710)	(In2306)	(Y_2243)	(Y_2243)	(Y_2243)	(In2306)	(Y_3600)
Units	ppb	ppb	ppb	ppb	ppb	ppb	ppb	ppb
Avg	.46851	79.690	.70018	-.37166	.2082	2.0227	44.622	.57909
Stddev	.22431	4.529	.20136	.63136	1.473	.5293	.935	.24522
%RSD	47.877	5.6835	28.758	169.87	707.5	26.169	2.0958	42.346
Check ?	Chk Pass	Chk Pass	Chk Pass	Chk Pass	Chk Pass	Chk Pass	Chk Pass	Chk Pass
High Limit								
Low Limit								

PDF created with pdfFactory Pro trial version www.pdffactory.com

Sample Name: 460-117549-a-1-h Acquired: 8/1/2016 10:18:04 Type: Unk
Method: ICP I9 Method 200.7-6010(v140) Mode: CONC Corr. Factor: 1.000000
User: analyst Custom ID1: Custom ID2: Custom ID3:
Comment:

Elem	Tl1908	V_2908	Zn2062	Si2516	Sr3464
IS Ref	(In2306)	(Y_3710)	(In2306)	(Y_3710)	(Y_3710)
Units	ppb	ppb	ppb	ppb	ppb
Avg	-.64219	-.39717	4.8389	31.933	2.1181
Stddev	1.0213	2.9529	.0399	6.076	2.5731
%RSD	159.03	743.50	.82518	19.026	121.48
Check ?	Chk Pass	Chk Pass	Chk Pass	Chk Pass	Chk Pass
High Limit					
Low Limit					

Int. Std.	In2306	Y_2243	Y_3600	Y_3710
Units	Cts/S	Cts/S	Cts/S	Cts/S
Avg	6003.7	3705.1	52808.	6803.4
Stddev	5.6	8.2	86.	4.6
%RSD	.09343	.22260	.16305	.06796
Check ?	Chk Pass	Chk Pass	Chk Pass	Chk Pass
Value	101.37%	100.54%	101.70%	100.30%
Range				

PDF created with pdfFactory Pro trial version www.pdffactory.com

Sample Name: SD 460-117549-a-1h@5 Acquired: 8/1/2016 10:22:11 Type: Unk
Method: ICP I9 Method 200.7-6010(v140) Mode: CONC Corr. Factor: 1.000000
User: analyst Custom ID1: Custom ID2: Custom ID3:
Comment:

Elem	Ag3280	Al3082	As1890	B_1826	Ba4554	Be3130	Ca3179	Cd2288
IS Ref	(Y_3600)	(Y_3710)	(Y_2243)	(Y_2243)	(Y_3710)	(Y_3710)	(Y_3710)	(Y_2243)
Units	ppb	ppb	ppb	ppb	ppb	ppb	ppb	ppb
Avg	.47846	7.0871	.14522	2.4881	.50505	-.00444	57.018	.1430
Stddev	.34972	8.1695	.32245	.1507	.21846	.08307	1.531	.0648
%RSD	73.091	115.27	222.03	6.0552	43.255	1871.3	2.6843	45.36
Check ?	Chk Pass	Chk Pass	Chk Pass	Chk Pass	Chk Pass	Chk Pass	Chk Pass	Chk Pass
High Limit								
Low Limit								

Elem	Co2286	Cr2677	Cu3273	Fe2599	K_7664	Li6707	Mg2790	Mn2576
IS Ref	(In2306)	(Y_3600)	(Y_3600)	(Y_3710)	(Y_3710)	(Y_3710)	(Y_3710)	(Y_3600)
Units	ppb	ppb	ppb	ppb	ppb	ppb	ppb	ppb
Avg	-.14171	.55994	.47048	6.8000	.48414	3.1004	14.283	.63950
Stddev	.14036	.11286	.24414	2.1876	24.799	1.0167	8.028	.07133
%RSD	99.041	20.155	51.891	32.170	5122.2	32.792	56.203	11.154
Check ?	Chk Pass	Chk Pass	Chk Pass	Chk Pass	Chk Pass	Chk Pass	Chk Pass	Chk Pass
High Limit								
Low Limit								

Elem	Mo2020	Na5895	Ni2316	Pb2203	Sb2175	Se1960	Sn1899	Ti3372
IS Ref	(Y_2243)	(Y_3710)	(In2306)	(Y_2243)	(Y_2243)	(Y_2243)	(In2306)	(Y_3600)
Units	ppb	ppb	ppb	ppb	ppb	ppb	ppb	ppb
Avg	-.77325	4.3076	.13209	-.83931	.0728	.58350	8.7445	-.04302
Stddev	.18236	4.7079	.45290	.46143	1.644	3.4712	.1687	.14844
%RSD	23.584	109.29	342.88	54.977	2259.	594.88	1.9295	345.04
Check ?	Chk Pass	Chk Pass	Chk Pass	Chk Pass	Chk Pass	Chk Pass	Chk Pass	Chk Pass
High Limit								
Low Limit								

PDF created with pdfFactory Pro trial version www.pdffactory.com

Sample Name: SD 460-117549-a-1h@5 Acquired: 8/1/2016 10:22:11 Type: Unk
Method: ICP I9 Method 200.7-6010(v140) Mode: CONC Corr. Factor: 1.000000
User: analyst Custom ID1: Custom ID2: Custom ID3:
Comment:

Elem	Tl1908	V_2908	Zn2062	Si2516	Sr3464
IS Ref	(In2306)	(Y_3710)	(In2306)	(Y_3710)	(Y_3710)
Units	ppb	ppb	ppb	ppb	ppb
Avg	-.78798	2.3044	1.3185	-32.108	1.1680
Stddev	1.2714	.4331	.1369	.926	1.7969
%RSD	161.34	18.796	10.382	2.8840	153.85
Check ?	Chk Pass	Chk Pass	Chk Pass	Chk Pass	Chk Pass
High Limit					
Low Limit					

Int. Std.	In2306	Y_2243	Y_3600	Y_3710
Units	Cts/S	Cts/S	Cts/S	Cts/S
Avg	6051.9	3734.7	52942.	6823.5
Stddev	12.0	8.9	23.	44.0
%RSD	.19783	.23838	.04374	.64530
Check ?	Chk Pass	Chk Pass	Chk Pass	Chk Pass
Value	102.19%	101.35%	101.96%	100.60%
Range				

PDF created with pdfFactory Pro trial version www.pdffactory.com

Sample Name: 460-117549-a-1-ims@5 Acquired: 8/1/2016 10:26:19 Type: Unk
Method: ICP I9 Method 200.7-6010(v140) Mode: CONC Corr. Factor: 1.000000
User: analyst Custom ID1: Custom ID2: Custom ID3:
Comment:

Elem	Ag3280	Al3082	As1890	B_1826	Ba4554	Be3130	Ca3179
IS Ref	(Y_3600)	(Y_3710)	(Y_2243)	(Y_2243)	(Y_3710)	(Y_3710)	(Y_3710)
Units	ppb	ppb	ppb	ppb	ppb	ppb	ppb
Avg	W 213.92	421.08	1034.1	207.77	10365.	10.494	56.667
Stddev	.86	22.50	11.2	.80	148.	.211	.356
%RSD	.39987	5.3446	1.0857	.38611	1.4251	2.0088	.62773
Check ?	Chk Warn	Chk Pass	Chk Pass	Chk Pass	Chk Pass	Chk Pass	Chk Pass
High Limit	100.00						
Low Limit	-500000.						

Elem	Cd2288	Co2286	Cr2677	Cu3273	Fe2599	K_7664	Li6707
IS Ref	(Y_2243)	(In2306)	(Y_3600)	(Y_3600)	(Y_3710)	(Y_3710)	(Y_3710)
Units	ppb	ppb	ppb	ppb	ppb	ppb	ppb
Avg	210.1	100.22	1038.1	54.424	222.68	-5.7965	211.41
Stddev	1.3	.90	3.3	.495	2.98	40.092	.81
%RSD	.6034	.89407	.32068	.90897	1.3381	691.66	.38323
Check ?	Chk Pass	Chk Pass	Chk Pass	Chk Pass	Chk Pass	Chk Pass	Chk Pass
High Limit							
Low Limit							

Elem	Mg2790	Mn2576	Mo2020	Na5895	Ni2316	Pb2203	Sb2175
IS Ref	(Y_3710)	(Y_3600)	(Y_2243)	(Y_3710)	(In2306)	(Y_2243)	(Y_2243)
Units	ppb	ppb	ppb	ppb	ppb	ppb	ppb
Avg	9.6440	106.39	205.32	4.2861	101.24	1057.5	100.9
Stddev	10.023	.14	2.00	2.3150	1.26	6.7	3.1
%RSD	103.93	.12907	.97351	54.012	1.2477	.62996	3.079
Check ?	Chk Pass	Chk Pass	Chk Pass	Chk Pass	Chk Pass	Chk Pass	Chk Pass
High Limit							
Low Limit							

PDF created with pdfFactory Pro trial version www.pdffactory.com

Sample Name: 460-117549-a-1-ims@5 Acquired: 8/1/2016 10:26:19 Type: Unk
Method: ICP I9 Method 200.7-6010(v140) Mode: CONC Corr. Factor: 1.000000
User: analyst Custom ID1: Custom ID2: Custom ID3:
Comment:

Elem	Se1960	Sn1899	Ti3372	Tl1908	V_2908	Zn2062	Si2516
IS Ref	(Y_2243)	(In2306)	(Y_3600)	(In2306)	(Y_3710)	(In2306)	(Y_3710)
Units	ppb	ppb	ppb	ppb	ppb	ppb	ppb
Avg	203.85	404.84	207.64	401.70	105.59	101.68	191.23
Stddev	2.52	4.56	.42	3.73	.96	1.23	6.71
%RSD	1.2375	1.1265	.20414	.92759	.90583	1.2086	3.5084
Check ?	Chk Pass	Chk Pass	Chk Pass	Chk Pass	Chk Pass	Chk Pass	Chk Pass
High Limit							
Low Limit							

Elem	Sr3464
IS Ref	(Y_3710)
Units	ppb
Avg	209.81
Stddev	3.20
%RSD	1.5250
Check ?	Chk Pass
High Limit	
Low Limit	

Int. Std.	In2306	Y_2243	Y_3600	Y_3710
Units	Cts/S	Cts/S	Cts/S	Cts/S
Avg	5961.0	3705.9	52452.	6772.7
Stddev	8.3	1.5	124.	35.7
%RSD	.13858	.04109	.23644	.52643
Check ?	Chk Pass	Chk Pass	Chk Pass	Chk Pass
Value	100.65%	100.57%	101.01%	99.847%
Range				

PDF created with pdfFactory Pro trial version www.pdffactory.com

Sample Name: 460-117549-a-1jmsd@5 Acquired: 8/1/2016 10:30:17 Type: Unk
Method: ICP I9 Method 200.7-6010(v140) Mode: CONC Corr. Factor: 1.000000
User: analyst Custom ID1: Custom ID2: Custom ID3:
Comment:

Elem	Ag3280	Al3082	As1890	B_1826	Ba4554	Be3130	Ca3179
IS Ref	(Y_3600)	(Y_3710)	(Y_2243)	(Y_2243)	(Y_3710)	(Y_3710)	(Y_3710)
Units	ppb	ppb	ppb	ppb	ppb	ppb	ppb
Avg	W 211.07	435.59	1023.3	205.13	10125.	10.242	50.973
Stddev	.36	15.98	8.4	1.27	133.	.071	2.163
%RSD	.17156	3.6692	.82122	.61887	1.3119	.69341	4.2432
Check ?	Chk Warn	Chk Pass	Chk Pass	Chk Pass	Chk Pass	Chk Pass	Chk Pass
High Limit	100.00						
Low Limit	-500000.						

Elem	Cd2288	Co2286	Cr2677	Cu3273	Fe2599	K_7664	Li6707
IS Ref	(Y_2243)	(In2306)	(Y_3600)	(Y_3600)	(Y_3710)	(Y_3710)	(Y_3710)
Units	ppb	ppb	ppb	ppb	ppb	ppb	ppb
Avg	208.1	98.692	1023.7	54.345	220.69	-64.709	209.27
Stddev	1.3	1.166	3.2	.375	.88	6.624	2.05
%RSD	.6270	1.1818	.31341	.69008	.39676	10.236	.98006
Check ?	Chk Pass	Chk Pass	Chk Pass	Chk Pass	Chk Pass	Chk Pass	Chk Pass
High Limit							
Low Limit							

Elem	Mg2790	Mn2576	Mo2020	Na5895	Ni2316	Pb2203	Sb2175
IS Ref	(Y_3710)	(Y_3600)	(Y_2243)	(Y_3710)	(In2306)	(Y_2243)	(Y_2243)
Units	ppb	ppb	ppb	ppb	ppb	ppb	ppb
Avg	.31286	104.40	204.06	10.533	100.01	1049.0	102.1
Stddev	11.401	.26	2.34	4.739	.52	7.7	1.5
%RSD	3644.3	.24976	1.1485	44.996	.51746	.73631	1.441
Check ?	Chk Pass	Chk Pass	Chk Pass	Chk Pass	Chk Pass	Chk Pass	Chk Pass
High Limit							
Low Limit							

PDF created with pdfFactory Pro trial version www.pdffactory.com

Sample Name: 460-117549-a-1jmsd@5 Acquired: 8/1/2016 10:30:17 Type: Unk
Method: ICP I9 Method 200.7-6010(v140) Mode: CONC Corr. Factor: 1.000000
User: analyst Custom ID1: Custom ID2: Custom ID3:
Comment:

Elem	Se1960	Sn1899	Ti3372	Tl1908	V_2908	Zn2062	Si2516
IS Ref	(Y_2243)	(In2306)	(Y_3600)	(In2306)	(Y_3710)	(In2306)	(Y_3710)
Units	ppb	ppb	ppb	ppb	ppb	ppb	ppb
Avg	203.66	399.69	203.66	398.67	102.27	101.30	188.15
Stddev	1.92	3.28	.29	4.53	2.47	.88	4.39
%RSD	.94398	.82119	.14469	1.1366	2.4158	.87345	2.3336
Check ?	Chk Pass	Chk Pass	Chk Pass	Chk Pass	Chk Pass	Chk Pass	Chk Pass
High Limit							
Low Limit							

Elem	Sr3464
IS Ref	(Y_3710)
Units	ppb
Avg	209.68
Stddev	1.66
%RSD	.79156
Check ?	Chk Pass
High Limit	
Low Limit	

Int. Std.	In2306	Y_2243	Y_3600	Y_3710
Units	Cts/S	Cts/S	Cts/S	Cts/S
Avg	5970.2	3700.7	52644.	6786.8
Stddev	5.9	3.9	76.	31.3
%RSD	.09835	.10486	.14352	.46091
Check ?	Chk Pass	Chk Pass	Chk Pass	Chk Pass
Value	100.81%	100.42%	101.38%	100.06%
Range				

PDF created with pdfFactory Pro trial version www.pdffactory.com

Sample Name: PDS 460-117549-a-1-h Acquired: 8/1/2016 10:34:14 Type: Unk
Method: ICP I9 Method 200.7-6010(v140) Mode: CONC Corr. Factor: 1.000000
User: analyst Custom ID1: Custom ID2: Custom ID3:
Comment:

Elem	Ag3280	Al3082	As1890	B_1826	Ba4554	Be3130	Ca3179	Cd2288
IS Ref	(Y_3600)	(Y_3710)	(Y_2243)	(Y_2243)	(Y_3710)	(Y_3710)	(Y_3710)	(Y_2243)
Units	ppb	ppb	ppb	ppb	ppb	ppb	ppb	ppb
Avg	43.831	2091.6	2014.4	1049.4	1998.3	51.532	52795.	51.05
Stddev	.307	11.5	16.0	3.6	4.3	.271	76.	.12
%RSD	.69951	.55148	.79583	.33915	.21330	.52509	.14408	.2428
Check ?	Chk Pass	Chk Pass	Chk Pass	Chk Pass	Chk Pass	Chk Pass	Chk Pass	Chk Pass
High Limit								
Low Limit								

Elem	Co2286	Cr2677	Cu3273	Fe2599	K_7664	Li6707	Mg2790	Mn2576
IS Ref	(In2306)	(Y_3600)	(Y_3600)	(Y_3710)	(Y_3710)	(Y_3710)	(Y_3710)	(Y_3600)
Units	ppb	ppb	ppb	ppb	ppb	ppb	ppb	ppb
Avg	502.21	201.62	259.52	1065.6	50514.	1057.5	50614.	499.82
Stddev	3.12	.44	.88	4.4	143.	.6	283.	.38
%RSD	.62177	.21985	.34093	.41520	.28241	.06120	.55927	.07529
Check ?	Chk Pass	Chk Pass	Chk Pass	Chk Pass	Chk Pass	Chk Pass	Chk Pass	Chk Pass
High Limit								
Low Limit								

Elem	Mo2020	Na5895	Ni2316	Pb2203	Sb2175	Se1960	Sn1899	Ti3372
IS Ref	(Y_2243)	(Y_3710)	(In2306)	(Y_2243)	(Y_2243)	(Y_2243)	(In2306)	(Y_3600)
Units	ppb	ppb	ppb	ppb	ppb	ppb	ppb	ppb
Avg	1047.3	51191.	503.73	489.42	517.9	2058.8	2092.5	1028.2
Stddev	7.6	122.	4.48	5.74	2.2	12.8	14.3	.7
%RSD	.72542	.23834	.88928	1.1723	.4259	.62201	.68274	.06572
Check ?	Chk Pass	Chk Pass	Chk Pass	Chk Pass	Chk Pass	Chk Pass	Chk Pass	Chk Pass
High Limit								
Low Limit								

PDF created with pdfFactory Pro trial version www.pdffactory.com

Sample Name: PDS 460-117549-a-1-h Acquired: 8/1/2016 10:34:14 Type: Unk
Method: ICP I9 Method 200.7-6010(v140) Mode: CONC Corr. Factor: 1.000000
User: analyst Custom ID1: Custom ID2: Custom ID3:
Comment:

Elem	Tl1908	V_2908	Zn2062	Si2516	Sr3464
IS Ref	(In2306)	(Y_3710)	(In2306)	(Y_3710)	(Y_3710)
Units	ppb	ppb	ppb	ppb	ppb
Avg	1988.5	516.30	513.38	1158.2	1013.2
Stddev	5.7	3.34	2.52	15.3	8.3
%RSD	.28721	.64773	.49063	1.3226	.82175
Check ?	Chk Pass	Chk Pass	Chk Pass	Chk Pass	Chk Pass
High Limit					
Low Limit					

Int. Std.	In2306	Y_2243	Y_3600	Y_3710
Units	Cts/S	Cts/S	Cts/S	Cts/S
Avg	5354.3	3517.7	49222.	6667.0
Stddev	12.7	10.2	63.	47.9
%RSD	.23721	.29074	.12701	.71827
Check ?	Chk Pass	Chk Pass	Chk Pass	Chk Pass
Value	90.406%	95.457%	94.792%	98.290%
Range				

PDF created with pdfFactory Pro trial version www.pdffactory.com

Sample Name: 460-117540-c-2-f Acquired: 8/1/2016 10:37:55 Type: Unk
Method: ICP I9 Method 200.7-6010(v140) Mode: CONC Corr. Factor: 1.000000
User: analyst Custom ID1: Custom ID2: Custom ID3:
Comment:

Elem	Ag3280	Al3082	As1890	B_1826	Ba4554	Be3130	Ca3179	Cd2288
IS Ref	(Y_3600)	(Y_3710)	(Y_2243)	(Y_2243)	(Y_3710)	(Y_3710)	(Y_3710)	(Y_2243)
Units	ppb	ppb	ppb	ppb	ppb	ppb	ppb	ppb
Avg	.53256	16.835	2.9547	3.9727	1.5924	-.01383	227.12	.2484
Stddev	.30641	14.388	.6450	.5020	.2356	.02561	2.44	.0191
%RSD	57.536	85.463	21.830	12.636	14.793	185.23	1.0735	7.680
Check ?	Chk Pass	Chk Pass	Chk Pass	Chk Pass	Chk Pass	Chk Pass	Chk Pass	Chk Pass
High Limit								
Low Limit								

Elem	Co2286	Cr2677	Cu3273	Fe2599	K_7664	Li6707	Mg2790	Mn2576
IS Ref	(In2306)	(Y_3600)	(Y_3600)	(Y_3710)	(Y_3710)	(Y_3710)	(Y_3710)	(Y_3600)
Units	ppb	ppb	ppb	ppb	ppb	ppb	ppb	ppb
Avg	-.32579	.68521	3.2425	19.381	74.379	17.002	69.244	.82379
Stddev	.26634	.00940	.8155	1.008	2.252	.722	6.086	.02961
%RSD	81.754	1.3715	25.150	5.2031	3.0281	4.2491	8.7897	3.5947
Check ?	Chk Pass	Chk Pass	Chk Pass	Chk Pass	Chk Pass	Chk Pass	Chk Pass	Chk Pass
High Limit								
Low Limit								

Elem	Mo2020	Na5895	Ni2316	Pb2203	Sb2175	Se1960	Sn1899	Ti3372
IS Ref	(Y_2243)	(Y_3710)	(In2306)	(Y_2243)	(Y_2243)	(Y_2243)	(In2306)	(Y_3600)
Units	ppb	ppb	ppb	ppb	ppb	ppb	ppb	ppb
Avg	.44598	74.255	.65000	-.56833	-1.051	.88301	27.199	.45267
Stddev	.06548	3.768	.12620	1.7567	.619	1.0567	1.171	.20540
%RSD	14.683	5.0741	19.415	309.09	58.84	119.67	4.3045	45.375
Check ?	Chk Pass	Chk Pass	Chk Pass	Chk Pass	Chk Pass	Chk Pass	Chk Pass	Chk Pass
High Limit								
Low Limit								

PDF created with pdfFactory Pro trial version www.pdffactory.com

Sample Name: 460-117540-c-2-f Acquired: 8/1/2016 10:37:55 Type: Unk
Method: ICP I9 Method 200.7-6010(v140) Mode: CONC Corr. Factor: 1.000000
User: analyst Custom ID1: Custom ID2: Custom ID3:
Comment:

Elem	Tl1908	V_2908	Zn2062	Si2516	Sr3464
IS Ref	(In2306)	(Y_3710)	(In2306)	(Y_3710)	(Y_3710)
Units	ppb	ppb	ppb	ppb	ppb
Avg	-.98391	1.3944	2.7687	34.681	4.0687
Stddev	.72749	2.2218	.0937	2.818	1.1779
%RSD	73.939	159.34	3.3851	8.1255	28.950
Check ?	Chk Pass	Chk Pass	Chk Pass	Chk Pass	Chk Pass
High Limit					
Low Limit					

Int. Std.	In2306	Y_2243	Y_3600	Y_3710
Units	Cts/S	Cts/S	Cts/S	Cts/S
Avg	5982.9	3697.0	52783.	6794.6
Stddev	8.2	4.8	151.	33.9
%RSD	.13744	.12883	.28630	.49829
Check ?	Chk Pass	Chk Pass	Chk Pass	Chk Pass
Value	101.02%	100.32%	101.65%	100.17%
Range				

PDF created with pdfFactory Pro trial version www.pdffactory.com

Sample Name: CCV-2632473 Acquired: 8/1/2016 10:42:04 Type: QC
Method: ICP I9 Method 200.7-6010(v140) Mode: CONC Corr. Factor: 1.000000
User: analyst Custom ID1: Custom ID2: Custom ID3:
Comment:

Elem	Ag3280	Al3082	As1890	B_1826	Ba4554	Be3130	Ca3179	Cd2288
IS Ref	(Y_3600)	(Y_3710)	(Y_2243)	(Y_2243)	(Y_3710)	(Y_3710)	(Y_3710)	(Y_2243)
Units	ppb	ppb	ppb	ppb	ppb	ppb	ppb	ppb
Avg	1002.6	25587.	491.76	5066.4	1952.7	2004.5	52115.	497.3
Stddev	1.0	61.	2.00	7.1	4.3	3.7	178.	1.2
%RSD	.09993	.23933	.40643	.14015	.22213	.18255	.34171	.2477
Check ?	Chk Pass	Chk Pass	Chk Pass	Chk Pass	Chk Pass	Chk Pass	Chk Pass	Chk Pass
Value								
Range								

Elem	Co2286	Cr2677	Cu3273	Fe2599	K_7664	Li6707	Mg2790	Mn2576
IS Ref	(In2306)	(Y_3600)	(Y_3600)	(Y_3710)	(Y_3710)	(Y_3710)	(Y_3710)	(Y_3600)
Units	ppb	ppb	ppb	ppb	ppb	ppb	ppb	ppb
Avg	1980.5	1938.4	1952.0	25330.	50357.	5028.8	50285.	1950.2
Stddev	4.5	5.5	4.3	18.	118.	3.5	118.	2.2
%RSD	.22752	.28437	.22242	.07199	.23380	.06919	.23553	.11406
Check ?	Chk Pass	Chk Pass	Chk Pass	Chk Pass	Chk Pass	Chk Pass	Chk Pass	Chk Pass
Value								
Range								

Elem	Mo2020	Na5895	Ni2316	Pb2203	Sb2175	Se1960	Sn1899	Ti3372
IS Ref	(Y_2243)	(Y_3710)	(In2306)	(Y_2243)	(Y_2243)	(Y_2243)	(In2306)	(Y_3600)
Units	ppb	ppb	ppb	ppb	ppb	ppb	ppb	ppb
Avg	1998.5	50624.	1991.6	482.14	504.0	501.94	5095.9	4986.4
Stddev	7.8	83.	7.4	.91	1.4	1.89	17.7	3.1
%RSD	.38882	.16449	.37169	.18878	.2777	.37596	.34790	.06145
Check ?	Chk Pass	Chk Pass	Chk Pass	Chk Pass	Chk Pass	Chk Pass	Chk Pass	Chk Pass
Value								
Range								

PDF created with pdfFactory Pro trial version www.pdffactory.com

Sample Name: CCV-2632473 Acquired: 8/1/2016 10:42:04 Type: QC
Method: ICP I9 Method 200.7-6010(v140) Mode: CONC Corr. Factor: 1.000000
User: analyst Custom ID1: Custom ID2: Custom ID3:
Comment:

Elem	Tl1908	V_2908	Zn2062	Si2516	Sr3464
IS Ref	(In2306)	(Y_3710)	(In2306)	(Y_3710)	(Y_3710)
Units	ppb	ppb	ppb	ppb	ppb
Avg	994.52	2010.6	2035.7	5284.9	4971.7
Stddev	5.38	10.3	4.8	45.2	17.1
%RSD	.54141	.51194	.23446	.85545	.34318
Check ?	Chk Pass	Chk Pass	Chk Pass	Chk Pass	Chk Pass
Value					
Range					

Int. Std.	In2306	Y_2243	Y_3600	Y_3710
Units	Cts/S	Cts/S	Cts/S	Cts/S
Avg	5295.7	3553.4	49265.	6545.6
Stddev	2.0	1.9	50.	9.1
%RSD	.03836	.05447	.10131	.13925

PDF created with pdfFactory Pro trial version www.pdffactory.com

Sample Name: CCB Acquired: 8/1/2016 10:45:46 Type: QC
Method: ICP I9 Method 200.7-6010(v140) Mode: CONC Corr. Factor: 1.000000
User: analyst Custom ID1: Custom ID2: Custom ID3:
Comment:

Elem	Ag3280	Al3082	As1890	B_1826	Ba4554	Be3130	Ca3179	Cd2288
IS Ref	(Y_3600)	(Y_3710)	(Y_2243)	(Y_2243)	(Y_3710)	(Y_3710)	(Y_3710)	(Y_2243)
Units	ppb	ppb	ppb	ppb	ppb	ppb	ppb	ppb
Avg	.38778	-20.487	1.5691	6.9718	.21784	-.01658	4.2419	.0311
Stddev	.17138	16.657	.9015	.7126	.14736	.06122	1.9065	.1992
%RSD	44.194	81.306	57.456	10.221	67.646	369.29	44.943	641.0
Check ?	Chk Pass	Chk Pass	Chk Pass	Chk Pass	Chk Pass	Chk Pass	Chk Pass	Chk Pass
High Limit								
Low Limit								

Elem	Co2286	Cr2677	Cu3273	Fe2599	K_7664	Li6707	Mg2790	Mn2576
IS Ref	(In2306)	(Y_3600)	(Y_3600)	(Y_3710)	(Y_3710)	(Y_3710)	(Y_3710)	(Y_3600)
Units	ppb	ppb	ppb	ppb	ppb	ppb	ppb	ppb
Avg	-.37657	.17020	.14329	1.2904	52.440	7.4615	-9.0611	.09566
Stddev	.10202	.16690	.36353	1.5493	17.419	.4655	33.593	.06160
%RSD	27.092	98.062	253.70	120.07	33.217	6.2382	370.74	64.398
Check ?	Chk Pass	Chk Pass	Chk Pass	Chk Pass	Chk Pass	Chk Pass	Chk Pass	Chk Pass
High Limit								
Low Limit								

Elem	Mo2020	Na5895	Ni2316	Pb2203	Sb2175	Se1960	Sn1899	Ti3372
IS Ref	(Y_2243)	(Y_3710)	(In2306)	(Y_2243)	(Y_2243)	(Y_2243)	(In2306)	(Y_3600)
Units	ppb	ppb	ppb	ppb	ppb	ppb	ppb	ppb
Avg	2.4363	-4.9406	-.26092	-.95207	-.1287	1.0880	.23111	1.2245
Stddev	.1658	14.970	.28958	.42101	.5787	1.9015	.32855	.0630
%RSD	6.8050	302.99	110.99	44.220	449.8	174.77	142.16	5.1489
Check ?	Chk Pass	Chk Pass	Chk Pass	Chk Pass	Chk Pass	Chk Pass	Chk Pass	Chk Pass
High Limit								
Low Limit								

PDF created with pdfFactory Pro trial version www.pdffactory.com

Sample Name: CCB Acquired: 8/1/2016 10:45:46 Type: QC
Method: ICP I9 Method 200.7-6010(v140) Mode: CONC Corr. Factor: 1.000000
User: analyst Custom ID1: Custom ID2: Custom ID3:
Comment:

Elem	Tl1908	V_2908	Zn2062	Si2516	Sr3464
IS Ref	(In2306)	(Y_3710)	(In2306)	(Y_3710)	(Y_3710)
Units	ppb	ppb	ppb	ppb	ppb
Avg	.34154	1.2227	.01285	-44.632	.24566
Stddev	.77870	.5417	.06858	2.880	3.8603
%RSD	228.00	44.308	533.50	6.4525	1571.4
Check ?	Chk Pass	Chk Pass	Chk Pass	Chk Pass	Chk Pass
High Limit					
Low Limit					

Int. Std.	In2306	Y_2243	Y_3600	Y_3710
Units	Cts/S	Cts/S	Cts/S	Cts/S
Avg	5990.3	3715.7	52016.	6625.2
Stddev	9.5	8.9	48.	22.0
%RSD	.15885	.24084	.09195	.33265

PDF created with pdfFactory Pro trial version www.pdffactory.com

Sample Name: mb 240-240391/1-a Acquired: 8/1/2016 10:49:56 Type: QC
Method: ICP I9 Method 200.7-6010(v140) Mode: CONC Corr. Factor: 1.000000
User: analyst Custom ID1: Custom ID2: Custom ID3:
Comment:

Elem	Ag3280	Al3082	As1890	B_1826	Ba4554	Be3130	Ca3179	Cd2288
IS Ref	(Y_3600)	(Y_3710)	(Y_2243)	(Y_2243)	(Y_3710)	(Y_3710)	(Y_3710)	(Y_2243)
Units	ppb	ppb	ppb	ppb	ppb	ppb	ppb	ppb
Avg	.21011	16.123	.83037	7.1102	1.1404	-.07637	283.21	-.0195
Stddev	.40788	3.732	1.6669	.2233	.1001	.14152	2.00	.0579
%RSD	194.12	23.149	200.74	3.1400	8.7817	185.31	.70564	296.0
Check ?	Chk Pass	Chk Pass	Chk Pass	Chk Pass	Chk Pass	Chk Pass	Chk Pass	Chk Pass
High Limit								
Low Limit								

Elem	Co2286	Cr2677	Cu3273	Fe2599	K_7664	Li6707	Mg2790	Mn2576
IS Ref	(In2306)	(Y_3600)	(Y_3600)	(Y_3710)	(Y_3710)	(Y_3710)	(Y_3710)	(Y_3600)
Units	ppb	ppb	ppb	ppb	ppb	ppb	ppb	ppb
Avg	-.28534	.02246	3.1492	13.177	30.671	1.7458	63.127	.44100
Stddev	.25996	.22981	.3744	.783	37.254	2.7810	11.597	.04665
%RSD	91.104	1023.0	11.888	5.9388	121.46	159.30	18.370	10.577
Check ?	Chk Pass	Chk Pass	Chk Pass	Chk Pass	Chk Pass	Chk Pass	Chk Pass	Chk Pass
High Limit								
Low Limit								

Elem	Mo2020	Na5895	Ni2316	Pb2203	Sb2175	Se1960	Sn1899	Ti3372
IS Ref	(Y_2243)	(Y_3710)	(In2306)	(Y_2243)	(Y_2243)	(Y_2243)	(In2306)	(Y_3600)
Units	ppb	ppb	ppb	ppb	ppb	ppb	ppb	ppb
Avg	-.38087	66.027	.44943	-.53887	.1768	-2.2703	-.27568	-.02886
Stddev	.11600	2.672	.45622	.95403	1.600	1.3136	.60213	.30759
%RSD	30.458	4.0471	101.51	177.04	904.8	57.859	218.41	1065.7
Check ?	Chk Pass	Chk Pass	Chk Pass	Chk Pass	Chk Pass	Chk Pass	Chk Pass	Chk Pass
High Limit								
Low Limit								

PDF created with pdfFactory Pro trial version www.pdffactory.com

Sample Name: mb 240-240391/1-a Acquired: 8/1/2016 10:49:56 Type: QC
Method: ICP I9 Method 200.7-6010(v140) Mode: CONC Corr. Factor: 1.000000
User: analyst Custom ID1: Custom ID2: Custom ID3:
Comment:

Elem	Tl1908	V_2908	Zn2062	Si2516	Sr3464
IS Ref	(In2306)	(Y_3710)	(In2306)	(Y_3710)	(Y_3710)
Units	ppb	ppb	ppb	ppb	ppb
Avg	-.08773	1.4897	6.3683	98.772	.69537
Stddev	1.0781	3.5147	.0568	4.682	2.8486
%RSD	1229.0	235.93	.89117	4.7404	409.65
Check ?	Chk Pass	Chk Pass	Chk Pass	Chk Pass	Chk Pass
High Limit					
Low Limit					

Int. Std.	In2306	Y_2243	Y_3600	Y_3710
Units	Cts/S	Cts/S	Cts/S	Cts/S
Avg	5999.8	3727.3	52562.	6758.2
Stddev	4.8	7.6	101.	23.0
%RSD	.07968	.20522	.19144	.33969

PDF created with pdfFactory Pro trial version www.pdffactory.com

Sample Name: lcs 240-240391/2-a Acquired: 8/1/2016 10:54:03 Type: QC
Method: ICP I9 Method 200.7-6010(v140) Mode: CONC Corr. Factor: 1.000000
User: analyst Custom ID1: Custom ID2: Custom ID3:
Comment:

Elem	Ag3280	Al3082	As1890	B_1826	Ba4554	Be3130	Ca3179
IS Ref	(Y_3600)	(Y_3710)	(Y_2243)	(Y_2243)	(Y_3710)	(Y_3710)	(Y_3710)
Units	ppb	ppb	ppb	ppb	ppb	ppb	ppb
Avg	50.408	2059.1	2028.1	1033.5	1930.5	50.409	50473.
Stddev	.428	21.8	7.3	2.9	5.8	.249	80.
%RSD	.84907	1.0583	.36207	.28428	.29819	.49310	.15942
Check ?	Chk Pass	Chk Pass	Chk Pass	Chk Pass	Chk Pass	Chk Pass	Chk Pass
Value							
Range							

Elem	Cd2288	Co2286	Cr2677	Cu3273	Fe2599	K_7664	Li6707
IS Ref	(Y_2243)	(In2306)	(Y_3600)	(Y_3600)	(Y_3710)	(Y_3710)	(Y_3710)
Units	ppb	ppb	ppb	ppb	ppb	ppb	ppb
Avg	50.71	484.69	195.00	251.71	1024.8	49385.	990.12
Stddev	.25	1.70	.72	1.24	5.7	181.	4.71
%RSD	.4961	.35020	.36906	.49395	.55203	.36578	.47619
Check ?	Chk Pass	Chk Pass	Chk Pass	Chk Pass	Chk Pass	Chk Pass	Chk Pass
Value							
Range							

Elem	Mg2790	Mn2576	Mo2020	Na5895	Ni2316	Pb2203	Sb2175
IS Ref	(Y_3710)	(Y_3600)	(Y_2243)	(Y_3710)	(In2306)	(Y_2243)	(Y_2243)
Units	ppb	ppb	ppb	ppb	ppb	ppb	ppb
Avg	49765.	492.61	970.75	49902.	497.91	481.42	506.0
Stddev	112.	2.19	6.18	144.	1.56	1.49	3.3
%RSD	.22449	.44399	.63659	.28908	.31317	.30957	.6433
Check ?	Chk Pass	Chk Pass	Chk Pass	Chk Pass	Chk Pass	Chk Pass	Chk Pass
Value							
Range							

PDF created with pdfFactory Pro trial version www.pdffactory.com

Sample Name: lcs 240-240391/2-a Acquired: 8/1/2016 10:54:03 Type: QC
Method: ICP I9 Method 200.7-6010(v140) Mode: CONC Corr. Factor: 1.000000
User: analyst Custom ID1: Custom ID2: Custom ID3:
Comment:

Elem	Se1960	Sn1899	Ti3372	Tl1908	V_2908	Zn2062	Si2516
IS Ref	(Y_2243)	(In2306)	(Y_3600)	(In2306)	(Y_3710)	(In2306)	(Y_3710)
Units	ppb	ppb	ppb	ppb	ppb	ppb	ppb
Avg	2072.9	1983.4	994.38	1946.3	498.94	511.58	F 1175.7
Stddev	6.0	10.9	3.89	13.0	1.36	1.93	22.6
%RSD	.28903	.54765	.39135	.66887	.27162	.37633	1.9258
Check ?	Chk Pass	Chk Pass	Chk Pass	Chk Pass	Chk Pass	Chk Pass	Chk Fail
Value							1000.0
Range							15.500%

Elem	Sr3464
IS Ref	(Y_3710)
Units	ppb
Avg	983.55
Stddev	4.90
%RSD	.49785
Check ?	Chk Pass
Value	
Range	

Int. Std.	In2306	Y_2243	Y_3600	Y_3710
Units	Cts/S	Cts/S	Cts/S	Cts/S
Avg	5419.5	3569.0	49465.	6660.5
Stddev	1.0	2.1	212.	43.8
%RSD	.01918	.05848	.42888	.65801

PDF created with pdfFactory Pro trial version www.pdffactory.com

Sample Name: 240-67703-e-1-a Acquired: 8/1/2016 10:57:44 Type: Unk
Method: ICP I9 Method 200.7-6010(v140) Mode: CONC Corr. Factor: 1.000000
User: analyst Custom ID1: Custom ID2: Custom ID3:
Comment:

Elem	Ag3280	Al3082	As1890	B_1826	Ba4554	Be3130	Ca3179	Cd2288
IS Ref	(Y_3600)	(Y_3710)	(Y_2243)	(Y_2243)	(Y_3710)	(Y_3710)	(Y_3710)	(Y_2243)
Units	ppb	ppb	ppb	ppb	ppb	ppb	ppb	ppb
Avg	.05956	3239.2	5.1641	58.645	119.56	.16444	95434.	.1180
Stddev	.68700	38.8	.2288	.658	.21	.09972	399.	.0793
%RSD	1153.5	1.1978	4.4307	1.1215	.17824	60.643	.41775	67.23
Check ?	Chk Pass	Chk Pass	Chk Pass	Chk Pass	Chk Pass	Chk Pass	Chk Pass	Chk Pass
High Limit								
Low Limit								

Elem	Co2286	Cr2677	Cu3273	Fe2599	K_7664	Li6707	Mg2790	Mn2576
IS Ref	(In2306)	(Y_3600)	(Y_3600)	(Y_3710)	(Y_3710)	(Y_3710)	(Y_3710)	(Y_3600)
Units	ppb	ppb	ppb	ppb	ppb	ppb	ppb	ppb
Avg	2.7973	6.4691	14.372	2524.4	6286.8	41.051	26392.	421.15
Stddev	.0741	.1823	.252	2.4	47.5	.681	76.	1.01
%RSD	2.6509	2.8179	1.7533	.09616	.75619	1.6599	.28876	.24052
Check ?	Chk Pass	Chk Pass	Chk Pass	Chk Pass	Chk Pass	Chk Pass	Chk Pass	Chk Pass
High Limit								
Low Limit								

Elem	Mo2020	Na5895	Ni2316	Pb2203	Sb2175	Se1960	Sn1899	Ti3372
IS Ref	(Y_2243)	(Y_3710)	(In2306)	(Y_2243)	(Y_2243)	(Y_2243)	(In2306)	(Y_3600)
Units	ppb	ppb	ppb	ppb	ppb	ppb	ppb	ppb
Avg	11.643	61094.	29.077	.50054	5.107	7.4617	.89562	70.404
Stddev	.230	196.	.525	2.1535	1.983	2.0285	.47931	4.546
%RSD	1.9738	.32115	1.8043	430.23	38.82	27.186	53.517	6.4563
Check ?	Chk Pass	Chk Pass	Chk Pass	Chk Pass	Chk Pass	Chk Pass	Chk Pass	Chk Pass
High Limit								
Low Limit								

PDF created with pdfFactory Pro trial version www.pdffactory.com

Sample Name: 240-67703-e-1-a Acquired: 8/1/2016 10:57:44 Type: Unk
Method: ICP I9 Method 200.7-6010(v140) Mode: CONC Corr. Factor: 1.000000
User: analyst Custom ID1: Custom ID2: Custom ID3:
Comment:

Elem	Tl1908	V_2908	Zn2062	Si2516	Sr3464
IS Ref	(In2306)	(Y_3710)	(In2306)	(Y_3710)	(Y_3710)
Units	ppb	ppb	ppb	ppb	ppb
Avg	2.9263	6.9543	21.861	8862.9	156.48
Stddev	.5373	.4313	.028	287.8	4.82
%RSD	18.360	6.2013	.12823	3.2473	3.0821
Check ?	Chk Pass	Chk Pass	Chk Pass	Chk Pass	Chk Pass
High Limit					
Low Limit					

Int. Std.	In2306	Y_2243	Y_3600	Y_3710
Units	Cts/S	Cts/S	Cts/S	Cts/S
Avg	5455.4	3583.1	49911.	6665.4
Stddev	.8	5.6	139.	6.6
%RSD	.01498	.15613	.27920	.09835
Check ?	Chk Pass	Chk Pass	Chk Pass	Chk Pass
Value	92.114%	97.232%	96.120%	98.266%
Range				

PDF created with pdfFactory Pro trial version www.pdffactory.com

Sample Name: lb 240-240432/1-b Acquired: 8/1/2016 11:01:47 Type: QC
Method: ICP I9 Method 200.7-6010(v140) Mode: CONC Corr. Factor: 1.000000
User: analyst Custom ID1: Custom ID2: Custom ID3:
Comment:

Elem	Ag3280	Al3082	As1890	B_1826	Ba4554	Be3130
IS Ref	(Y_3600)	(Y_3710)	(Y_2243)	(Y_2243)	(Y_3710)	(Y_3710)
Units	ppb	ppb	ppb	ppb	ppb	ppb
Avg	.04009	16.310	4.2379	36.535	1.4003	-.05147
Stddev	.74232	13.352	.9430	.474	.0920	.02659
%RSD	1851.4	81.864	22.252	1.2960	6.5705	51.668
Check ?	Chk Pass	Chk Pass	Chk Pass	Chk Pass	Chk Pass	Chk Pass
High Limit						
Low Limit						

Elem	Ca3179	Cd2288	Co2286	Cr2677	Cu3273	Fe2599
IS Ref	(Y_3710)	(Y_2243)	(In2306)	(Y_3600)	(Y_3600)	(Y_3710)
Units	ppb	ppb	ppb	ppb	ppb	ppb
Avg	268.60	.0447	-.02412	.81000	4.1070	8.9483
Stddev	4.96	.1678	.27904	.35390	.6351	.8746
%RSD	1.8469	375.4	1156.9	43.691	15.463	9.7744
Check ?	None	Chk Pass	Chk Pass	Chk Pass	Chk Pass	Chk Pass
High Limit						
Low Limit						

Elem	K_7664	Li6707	Mg2790	Mn2576	Mo2020	Na5895
IS Ref	(Y_3710)	(Y_3710)	(Y_3710)	(Y_3600)	(Y_2243)	(Y_3710)
Units	ppb	ppb	ppb	ppb	ppb	ppb
Avg	561.92	F 112.09	51.349	9.6080	-.33642	1255300.
Stddev	68.78	15.05	10.297	.0264	.13048	25676.
%RSD	12.240	13.428	20.054	.27498	38.786	2.0454
Check ?	None	Chk Fail	None	Chk Pass	Chk Pass	None
High Limit		50.000				
Low Limit		-1000.0				

PDF created with pdfFactory Pro trial version www.pdffactory.com

Sample Name: lb 240-240432/1-b Acquired: 8/1/2016 11:01:47 Type: QC
Method: ICP I9 Method 200.7-6010(v140) Mode: CONC Corr. Factor: 1.000000
User: analyst Custom ID1: Custom ID2: Custom ID3:
Comment:

Elem	Ni2316	Pb2203	Sb2175	Se1960	Sn1899	Ti3372
IS Ref	(In2306)	(Y_2243)	(Y_2243)	(Y_2243)	(In2306)	(Y_3600)
Units	ppb	ppb	ppb	ppb	ppb	ppb
Avg	1.9359	-.63885	-1.617	2.6130	2.8028	.15763
Stddev	.1761	.55198	1.210	.7292	.3537	.19570
%RSD	9.0958	86.403	74.84	27.907	12.621	124.16
Check ?	Chk Pass	Chk Pass	Chk Pass	Chk Pass	Chk Pass	Chk Pass
High Limit						
Low Limit						

Elem	Tl1908	V_2908	Zn2062	Si2516	Sr3464
IS Ref	(In2306)	(Y_3710)	(In2306)	(Y_3710)	(Y_3710)
Units	ppb	ppb	ppb	ppb	ppb
Avg	-2.3222	2.5840	10.664	223.22	2.6068
Stddev	.5549	3.7299	.126	6.45	3.7565
%RSD	23.897	144.35	1.1852	2.8909	144.11
Check ?	Chk Pass	Chk Pass	Chk Pass	Chk Pass	Chk Pass
High Limit					
Low Limit					

Int. Std.	In2306	Y_2243	Y_3600	Y_3710
Units	Cts/S	Cts/S	Cts/S	Cts/S
Avg	4781.3	3318.3	44496.	6613.5
Stddev	7.0	2.8	71.	22.3
%RSD	.14637	.08565	.15936	.33720

PDF created with pdfFactory Pro trial version www.pdffactory.com

Sample Name: mb 240-240445/2-a Acquired: 8/1/2016 11:06:01 Type: QC
Method: ICP I9 Method 200.7-6010(v140) Mode: CONC Corr. Factor: 1.000000
User: analyst Custom ID1: Custom ID2: Custom ID3:
Comment:

Elem	Ag3280	Al3082	As1890	B_1826	Ba4554	Be3130	Ca3179	Cd2288
IS Ref	(Y_3600)	(Y_3710)	(Y_2243)	(Y_2243)	(Y_3710)	(Y_3710)	(Y_3710)	(Y_2243)
Units	ppb	ppb	ppb	ppb	ppb	ppb	ppb	ppb
Avg	.16774	4.2202	-.61380	6.9095	.17900	-.01743	15.715	.0770
Stddev	.06853	8.1628	.40008	.2418	.14027	.12741	1.869	.0948
%RSD	40.856	193.42	65.180	3.4998	78.362	730.79	11.895	123.2
Check ?	Chk Pass	Chk Pass	Chk Pass	Chk Pass	Chk Pass	Chk Pass	None	Chk Pass
High Limit								
Low Limit								

Elem	Co2286	Cr2677	Cu3273	Fe2599	K_7664	Li6707	Mg2790	Mn2576
IS Ref	(In2306)	(Y_3600)	(Y_3600)	(Y_3710)	(Y_3710)	(Y_3710)	(Y_3710)	(Y_3600)
Units	ppb	ppb	ppb	ppb	ppb	ppb	ppb	ppb
Avg	-.37806	.58798	.04151	3.5809	114.79	30.885	-7.0882	8.5249
Stddev	.30098	.17664	.73270	.6565	11.08	3.253	5.4163	.0091
%RSD	79.610	30.041	1765.1	18.333	9.6536	10.533	76.413	.10643
Check ?	Chk Pass	Chk Pass	Chk Pass	Chk Pass	None	Chk Pass	None	Chk Pass
High Limit								
Low Limit								

Elem	Mo2020	Na5895	Ni2316	Pb2203	Sb2175	Se1960	Sn1899	Ti3372
IS Ref	(Y_2243)	(Y_3710)	(In2306)	(Y_2243)	(Y_2243)	(Y_2243)	(In2306)	(Y_3600)
Units	ppb	ppb	ppb	ppb	ppb	ppb	ppb	ppb
Avg	-.49892	613.30	-.27192	-.15395	-1.151	-2.6858	.93023	-.07078
Stddev	.11607	54.05	.22055	1.1403	1.280	1.5702	.31756	.16784
%RSD	23.264	8.8136	81.107	740.71	111.2	58.461	34.138	237.12
Check ?	Chk Pass	None	Chk Pass	Chk Pass	Chk Pass	Chk Pass	Chk Pass	Chk Pass
High Limit								
Low Limit								

PDF created with pdfFactory Pro trial version www.pdffactory.com

Sample Name: mb 240-240445/2-a Acquired: 8/1/2016 11:06:01 Type: QC
Method: ICP I9 Method 200.7-6010(v140) Mode: CONC Corr. Factor: 1.000000
User: analyst Custom ID1: Custom ID2: Custom ID3:
Comment:

Elem	Tl1908	V_2908	Zn2062	Si2516	Sr3464
IS Ref	(In2306)	(Y_3710)	(In2306)	(Y_3710)	(Y_3710)
Units	ppb	ppb	ppb	ppb	ppb
Avg	-.51017	.99514	.46595	109.57	3.2134
Stddev	.99418	2.3051	.14602	3.35	2.7934
%RSD	194.87	231.63	31.339	3.0562	86.931
Check ?	Chk Pass	Chk Pass	Chk Pass	Chk Pass	Chk Pass
High Limit					
Low Limit					

Int. Std.	In2306	Y_2243	Y_3600	Y_3710
Units	Cts/S	Cts/S	Cts/S	Cts/S
Avg	5988.7	3712.3	52881.	6802.6
Stddev	12.9	6.2	159.	25.5
%RSD	.21551	.16674	.30156	.37425

PDF created with pdfFactory Pro trial version www.pdffactory.com

Sample Name: lcs 240-240445/3-a Acquired: 8/1/2016 11:10:08 Type: QC
Method: ICP I9 Method 200.7-6010(v140) Mode: CONC Corr. Factor: 1.000000
User: analyst Custom ID1: Custom ID2: Custom ID3:
Comment:

Elem	Ag3280	Al3082	As1890	B_1826	Ba4554	Be3130
IS Ref	(Y_3600)	(Y_3710)	(Y_2243)	(Y_2243)	(Y_3710)	(Y_3710)
Units	ppb	ppb	ppb	ppb	ppb	ppb
Avg	53.687	2060.9	2170.4	1049.3	1947.0	50.553
Stddev	.842	10.7	9.3	3.1	3.4	.133
%RSD	1.5678	.52000	.42997	.29808	.17410	.26302
Check ?	Chk Pass	Chk Pass	Chk Pass	Chk Pass	Chk Pass	Chk Pass
Value						
Range						

Elem	Ca3179	Cd2288	Co2286	Cr2677	Cu3273	Fe2599
IS Ref	(Y_3710)	(Y_2243)	(In2306)	(Y_3600)	(Y_3600)	(Y_3710)
Units	ppb	ppb	ppb	ppb	ppb	ppb
Avg	50431.	52.34	510.34	201.06	259.30	1017.0
Stddev	209.	.42	3.79	.17	.47	4.7
%RSD	.41375	.7966	.74250	.08372	.18048	.45776
Check ?	None	Chk Pass	Chk Pass	Chk Pass	Chk Pass	Chk Pass
Value						
Range						

Elem	K_7664	Li6707	Mg2790	Mn2576	Mo2020	Na5895
IS Ref	(Y_3710)	(Y_3710)	(Y_3710)	(Y_3600)	(Y_2243)	(Y_3710)
Units	ppb	ppb	ppb	ppb	ppb	ppb
Avg	54076.	1167.1	49009.	513.91	1003.6	1239000.
Stddev	191.	12.7	196.	1.40	6.3	12715.
%RSD	.35235	1.0911	.40068	.27274	.62579	1.0263
Check ?	None	Chk Pass	None	Chk Pass	Chk Pass	None
Value						
Range						

PDF created with pdfFactory Pro trial version www.pdffactory.com

Sample Name: lcs 240-240445/3-a Acquired: 8/1/2016 11:10:08 Type: QC
Method: ICP I9 Method 200.7-6010(v140) Mode: CONC Corr. Factor: 1.000000
User: analyst Custom ID1: Custom ID2: Custom ID3:
Comment:

Elem	Ni2316	Pb2203	Sb2175	Se1960	Sn1899	Ti3372
IS Ref	(In2306)	(Y_2243)	(Y_2243)	(Y_2243)	(In2306)	(Y_3600)
Units	ppb	ppb	ppb	ppb	ppb	ppb
Avg	522.93	464.89	518.7	2244.4	2086.4	1010.4
Stddev	4.05	2.13	2.1	10.0	12.3	1.8
%RSD	.77502	.45733	.3959	.44593	.59174	.18292
Check ?	Chk Pass	Chk Pass	Chk Pass	Chk Pass	Chk Pass	Chk Pass
Value						
Range						

Elem	Tl1908	V_2908	Zn2062	Si2516	Sr3464
IS Ref	(In2306)	(Y_3710)	(In2306)	(Y_3710)	(Y_3710)
Units	ppb	ppb	ppb	ppb	ppb
Avg	1892.0	512.07	563.40	F 1306.8	978.15
Stddev	12.6	4.93	2.97	19.0	7.04
%RSD	.66367	.96188	.52723	1.4511	.71942
Check ?	Chk Pass	Chk Pass	Chk Pass	Chk Fail	Chk Pass
Value				1000.0	
Range				20.500%	

Int. Std.	In2306	Y_2243	Y_3600	Y_3710
Units	Cts/S	Cts/S	Cts/S	Cts/S
Avg	4641.5	3266.1	44465.	6560.5
Stddev	5.7	1.8	87.	25.9
%RSD	.12194	.05478	.19645	.39506

PDF created with pdfFactory Pro trial version www.pdffactory.com

Sample Name: 240-67589-f-2-f Acquired: 8/1/2016 11:13:58 Type: Unk
Method: ICP I9 Method 200.7-6010(v140) Mode: CONC Corr. Factor: 1.000000
User: analyst Custom ID1: Custom ID2: Custom ID3:
Comment:

Elem	Ag3280	Al3082	As1890	B_1826	Ba4554	Be3130
IS Ref	(Y_3600)	(Y_3710)	(Y_2243)	(Y_2243)	(Y_3710)	(Y_3710)
Units	ppb	ppb	ppb	ppb	ppb	ppb
Avg	-.01160	24.693	8.5378	286.70	731.61	.05356
Stddev	.18341	12.332	1.9761	3.77	.33	.05960
%RSD	1580.9	49.943	23.146	1.3160	.04499	111.28
Check ?	Chk Pass	Chk Pass	Chk Pass	Chk Pass	Chk Pass	Chk Pass
High Limit						
Low Limit						

Elem	Ca3179	Cd2288	Co2286	Cr2677	Cu3273	Fe2599
IS Ref	(Y_3710)	(Y_2243)	(In2306)	(Y_3600)	(Y_3600)	(Y_3710)
Units	ppb	ppb	ppb	ppb	ppb	ppb
Avg	W 751160.	1.115	.35548	2.4611	3.6373	15.800
Stddev	7951.	.080	.29366	.3578	.7908	.183
%RSD	1.0585	7.194	82.609	14.539	21.742	1.1557
Check ?	Chk Warn	Chk Pass	Chk Pass	Chk Pass	Chk Pass	Chk Pass
High Limit	720000.					
Low Limit	-500000.					

Elem	K_7664	Li6707	Mg2790	Mn2576	Mo2020	Na5895
IS Ref	(Y_3710)	(Y_3710)	(Y_3710)	(Y_3600)	(Y_2243)	(Y_3710)
Units	ppb	ppb	ppb	ppb	ppb	ppb
Avg	2084.2	188.91	29039.	224.21	3.1021	F 1172700.
Stddev	35.3	4.67	113.	.60	.1480	12944.
%RSD	1.6946	2.4735	.38917	.26613	4.7709	1.1038
Check ?	Chk Pass	Chk Pass	Chk Pass	Chk Pass	Chk Pass	Chk Fail
High Limit						500000.
Low Limit						-500000.

PDF created with pdfFactory Pro trial version www.pdffactory.com

Sample Name: 240-67589-f-2-f Acquired: 8/1/2016 11:13:58 Type: Unk
Method: ICP I9 Method 200.7-6010(v140) Mode: CONC Corr. Factor: 1.000000
User: analyst Custom ID1: Custom ID2: Custom ID3:
Comment:

Elem	Ni2316	Pb2203	Sb2175	Se1960	Sn1899	Ti3372
IS Ref	(In2306)	(Y_2243)	(Y_2243)	(Y_2243)	(In2306)	(Y_3600)
Units	ppb	ppb	ppb	ppb	ppb	ppb
Avg	8.9812	3.9858	-2.146	3.3798	3.8575	-.30546
Stddev	.4185	2.8082	4.316	2.2444	.4115	.11659
%RSD	4.6593	70.455	201.1	66.406	10.667	38.168
Check ?	Chk Pass	Chk Pass	Chk Pass	Chk Pass	Chk Pass	Chk Pass
High Limit						
Low Limit						

Elem	Tl1908	V_2908	Zn2062	Si2516	Sr3464
IS Ref	(In2306)	(Y_3710)	(In2306)	(Y_3710)	(Y_3710)
Units	ppb	ppb	ppb	ppb	ppb
Avg	1.8932	-2.2756	11.980	2795.0	1002.5
Stddev	.7085	1.8868	.289	2.3	3.1
%RSD	37.425	82.914	2.4163	.08402	.30470
Check ?	Chk Pass	Chk Pass	Chk Pass	Chk Pass	Chk Pass
High Limit					
Low Limit					

Int. Std.	In2306	Y_2243	Y_3600	Y_3710
Units	Cts/S	Cts/S	Cts/S	Cts/S
Avg	4440.8	3153.4	42864.	6420.9
Stddev	8.3	6.4	89.	15.7
%RSD	.18650	.20376	.20666	.24407
Check ?	Chk Pass	Chk Pass	Chk Pass	Chk Pass
Value	74.983%	85.572%	82.549%	94.660%
Range				

PDF created with pdfFactory Pro trial version www.pdffactory.com

Sample Name: SD 240-67589-f-2-f@5 Acquired: 8/1/2016 11:18:17 Type: Unk
Method: ICP I9 Method 200.7-6010(v140) Mode: CONC Corr. Factor: 1.000000
User: analyst Custom ID1: Custom ID2: Custom ID3:
Comment:

Elem	Ag3280	Al3082	As1890	B_1826	Ba4554	Be3130	Ca3179
IS Ref	(Y_3600)	(Y_3710)	(Y_2243)	(Y_2243)	(Y_3710)	(Y_3710)	(Y_3710)
Units	ppb	ppb	ppb	ppb	ppb	ppb	ppb
Avg	-.09598	-.69507	4.6296	59.279	145.02	.02125	155870.
Stddev	.42507	13.730	.6179	.273	.21	.08917	800.
%RSD	442.85	1975.4	13.347	.46004	.14698	419.55	.51295
Check ?	Chk Pass	Chk Pass	Chk Pass	Chk Pass	Chk Pass	Chk Pass	Chk Pass
High Limit							
Low Limit							

Elem	Cd2288	Co2286	Cr2677	Cu3273	Fe2599	K_7664	Li6707
IS Ref	(Y_2243)	(In2306)	(Y_3600)	(Y_3600)	(Y_3710)	(Y_3710)	(Y_3710)
Units	ppb	ppb	ppb	ppb	ppb	ppb	ppb
Avg	.2750	-.25022	1.2035	1.0915	4.2689	449.15	61.594
Stddev	.0741	.06666	.2324	.0546	1.0553	31.10	1.223
%RSD	26.94	26.640	19.309	5.0016	24.721	6.9232	1.9863
Check ?	Chk Pass	Chk Pass	Chk Pass	Chk Pass	Chk Pass	Chk Pass	Chk Pass
High Limit							
Low Limit							

Elem	Mg2790	Mn2576	Mo2020	Na5895	Ni2316	Pb2203	Sb2175
IS Ref	(Y_3710)	(Y_3600)	(Y_2243)	(Y_3710)	(In2306)	(Y_2243)	(Y_2243)
Units	ppb	ppb	ppb	ppb	ppb	ppb	ppb
Avg	5952.0	46.359	-.19290	267880.	2.0545	-1.0626	-.6886
Stddev	22.5	.036	.03602	90.	.2444	.6590	.8859
%RSD	.37822	.07864	18.672	.03366	11.898	62.021	128.6
Check ?	Chk Pass	Chk Pass	Chk Pass	Chk Pass	Chk Pass	Chk Pass	Chk Pass
High Limit							
Low Limit							

PDF created with pdfFactory Pro trial version www.pdffactory.com

Sample Name: SD 240-67589-f-2-f@5 Acquired: 8/1/2016 11:18:17 Type: Unk
Method: ICP I9 Method 200.7-6010(v140) Mode: CONC Corr. Factor: 1.000000
User: analyst Custom ID1: Custom ID2: Custom ID3:
Comment:

Elem	Se1960	Sn1899	Ti3372	Tl1908	V_2908	Zn2062	Si2516
IS Ref	(Y_2243)	(In2306)	(Y_3600)	(In2306)	(Y_3710)	(In2306)	(Y_3710)
Units	ppb	ppb	ppb	ppb	ppb	ppb	ppb
Avg	-2.2614	.51674	.01545	1.5589	.14425	2.8705	513.84
Stddev	1.0377	.14744	.15184	.4784	2.5686	.1205	6.20
%RSD	45.889	28.534	982.83	30.688	1780.7	4.1963	1.2064
Check ?	Chk Pass	Chk Pass	Chk Pass	Chk Pass	Chk Pass	Chk Pass	Chk Pass
High Limit							
Low Limit							

Elem	Sr3464
IS Ref	(Y_3710)
Units	ppb
Avg	207.86
Stddev	5.19
%RSD	2.4969
Check ?	Chk Pass
High Limit	
Low Limit	

Int. Std.	In2306	Y_2243	Y_3600	Y_3710
Units	Cts/S	Cts/S	Cts/S	Cts/S
Avg	5113.5	3447.0	47292.	6560.2
Stddev	13.1	10.0	93.	17.7
%RSD	.25673	.29124	.19716	.27047
Check ?	Chk Pass	Chk Pass	Chk Pass	Chk Pass
Value	86.341%	93.540%	91.076%	96.714%
Range				

PDF created with pdfFactory Pro trial version www.pdffactory.com

Sample Name: 240-67589-f-2-g ms@5 Acquired: 8/1/2016 11:22:31 Type: Unk
Method: ICP I9 Method 200.7-6010(v140) Mode: CONC Corr. Factor: 1.000000
User: analyst Custom ID1: Custom ID2: Custom ID3:
Comment:

Elem	Ag3280	Al3082	As1890	B_1826	Ba4554	Be3130	Ca3179
IS Ref	(Y_3600)	(Y_3710)	(Y_2243)	(Y_2243)	(Y_3710)	(Y_3710)	(Y_3710)
Units	ppb	ppb	ppb	ppb	ppb	ppb	ppb
Avg	W 200.36	391.64	1016.0	259.49	9645.5	9.6283	165190.
Stddev	.33	3.12	8.4	2.47	88.9	.0925	813.
%RSD	.16686	.79630	.82724	.95024	.92162	.96064	.49226
Check ?	Chk Warn	Chk Pass	Chk Pass	Chk Pass	Chk Pass	Chk Pass	Chk Pass
High Limit	100.00						
Low Limit	-500000.						

Elem	Cd2288	Co2286	Cr2677	Cu3273	Fe2599	K_7664	Li6707
IS Ref	(Y_2243)	(In2306)	(Y_3600)	(Y_3600)	(Y_3710)	(Y_3710)	(Y_3710)
Units	ppb	ppb	ppb	ppb	ppb	ppb	ppb
Avg	199.8	97.912	950.91	50.640	205.45	10622.	242.83
Stddev	1.7	.728	2.93	.477	4.51	78.	1.46
%RSD	.8671	.74391	.30861	.94172	2.1958	.72987	.60212
Check ?	Chk Pass	Chk Pass	Chk Pass	Chk Pass	Chk Pass	Chk Pass	Chk Pass
High Limit							
Low Limit							

Elem	Mg2790	Mn2576	Mo2020	Na5895	Ni2316	Pb2203	Sb2175
IS Ref	(Y_3710)	(Y_3600)	(Y_2243)	(Y_3710)	(In2306)	(Y_2243)	(Y_2243)
Units	ppb	ppb	ppb	ppb	ppb	ppb	ppb
Avg	15872.	142.89	196.32	280740.	100.81	934.71	98.51
Stddev	62.	.12	2.17	3503.	1.37	8.79	1.04
%RSD	.38904	.08654	1.1050	1.2479	1.3635	.94050	1.058
Check ?	Chk Pass	Chk Pass	Chk Pass	Chk Pass	Chk Pass	Chk Pass	Chk Pass
High Limit							
Low Limit							

PDF created with pdfFactory Pro trial version www.pdffactory.com

Sample Name: 240-67589-f-2-g ms@5 Acquired: 8/1/2016 11:22:31 Type: Unk
Method: ICP I9 Method 200.7-6010(v140) Mode: CONC Corr. Factor: 1.000000
User: analyst Custom ID1: Custom ID2: Custom ID3:
Comment:

Elem	Se1960	Sn1899	Ti3372	Tl1908	V_2908	Zn2062	Si2516
IS Ref	(Y_2243)	(In2306)	(Y_3600)	(In2306)	(Y_3710)	(In2306)	(Y_3710)
Units	ppb	ppb	ppb	ppb	ppb	ppb	ppb
Avg	202.70	401.64	198.64	377.25	98.414	107.24	748.98
Stddev	1.87	4.05	.08	3.80	.968	.92	5.31
%RSD	.92053	1.0085	.03903	1.0082	.98331	.86219	.70887
Check ?	Chk Pass	Chk Pass	Chk Pass	Chk Pass	Chk Pass	Chk Pass	Chk Pass
High Limit							
Low Limit							

Elem	Sr3464
IS Ref	(Y_3710)
Units	ppb
Avg	402.53
Stddev	2.69
%RSD	.66796
Check ?	Chk Pass
High Limit	
Low Limit	

Int. Std.	In2306	Y_2243	Y_3600	Y_3710
Units	Cts/S	Cts/S	Cts/S	Cts/S
Avg	5070.4	3430.9	47156.	6531.7
Stddev	13.7	11.3	99.	21.3
%RSD	.27066	.32870	.21035	.32570
Check ?	Chk Pass	Chk Pass	Chk Pass	Chk Pass
Value	85.613%	93.103%	90.813%	96.294%
Range				

PDF created with pdfFactory Pro trial version www.pdffactory.com

Sample Name: 240-67589-f-2hmsd@5 Acquired: 8/1/2016 11:26:36 Type: Unk
Method: ICP I9 Method 200.7-6010(v140) Mode: CONC Corr. Factor: 1.000000
User: analyst Custom ID1: Custom ID2: Custom ID3:
Comment:

Elem	Ag3280	Al3082	As1890	B_1826	Ba4554	Be3130	Ca3179
IS Ref	(Y_3600)	(Y_3710)	(Y_2243)	(Y_2243)	(Y_3710)	(Y_3710)	(Y_3710)
Units	ppb	ppb	ppb	ppb	ppb	ppb	ppb
Avg	W 210.52	403.34	1060.6	268.53	10156.	10.068	176380.
Stddev	.07	8.62	10.2	2.27	79.	.070	401.
%RSD	.03091	2.1379	.95745	.84682	.77493	.69985	.22720
Check ?	Chk Warn	Chk Pass	Chk Pass	Chk Pass	Chk Pass	Chk Pass	Chk Pass
High Limit	100.00						
Low Limit	-500000.						

Elem	Cd2288	Co2286	Cr2677	Cu3273	Fe2599	K_7664	Li6707
IS Ref	(Y_2243)	(In2306)	(Y_3600)	(Y_3600)	(Y_3710)	(Y_3710)	(Y_3710)
Units	ppb	ppb	ppb	ppb	ppb	ppb	ppb
Avg	208.2	100.66	994.56	52.004	211.29	10968.	249.92
Stddev	1.9	.89	.84	.600	2.32	69.	2.33
%RSD	.9191	.88738	.08471	1.1535	1.0962	.63111	.93279
Check ?	Chk Pass	Chk Pass	Chk Pass	Chk Pass	Chk Pass	Chk Pass	Chk Pass
High Limit							
Low Limit							

Elem	Mg2790	Mn2576	Mo2020	Na5895	Ni2316	Pb2203	Sb2175
IS Ref	(Y_3710)	(Y_3600)	(Y_2243)	(Y_3710)	(In2306)	(Y_2243)	(Y_2243)
Units	ppb	ppb	ppb	ppb	ppb	ppb	ppb
Avg	16479.	148.90	202.74	300690.	104.13	971.61	101.7
Stddev	64.	.36	2.24	1455.	.82	9.28	1.8
%RSD	.38586	.23900	1.1042	.48382	.78673	.95482	1.786
Check ?	Chk Pass	Chk Pass	Chk Pass	Chk Pass	Chk Pass	Chk Pass	Chk Pass
High Limit							
Low Limit							

PDF created with pdfFactory Pro trial version www.pdffactory.com

Sample Name: 240-67589-f-2hmsd@5 Acquired: 8/1/2016 11:26:36 Type: Unk
Method: ICP I9 Method 200.7-6010(v140) Mode: CONC Corr. Factor: 1.000000
User: analyst Custom ID1: Custom ID2: Custom ID3:
Comment:

Elem	Se1960	Sn1899	Ti3372	Tl1908	V_2908	Zn2062	Si2516
IS Ref	(Y_2243)	(In2306)	(Y_3600)	(In2306)	(Y_3710)	(In2306)	(Y_3710)
Units	ppb	ppb	ppb	ppb	ppb	ppb	ppb
Avg	211.54	413.96	204.85	388.45	102.63	110.60	790.13
Stddev	1.82	6.71	.20	6.87	4.69	1.45	3.43
%RSD	.85812	1.6199	.09914	1.7697	4.5684	1.3148	.43453
Check ?	Chk Pass	Chk Pass	Chk Pass	Chk Pass	Chk Pass	Chk Pass	Chk Pass
High Limit							
Low Limit							

Elem	Sr3464
IS Ref	(Y_3710)
Units	ppb
Avg	420.24
Stddev	3.65
%RSD	.86964
Check ?	Chk Pass
High Limit	
Low Limit	

Int. Std.	In2306	Y_2243	Y_3600	Y_3710
Units	Cts/S	Cts/S	Cts/S	Cts/S
Avg	5064.6	3431.8	47110.	6529.8
Stddev	11.6	4.6	101.	13.7
%RSD	.22822	.13425	.21406	.20974
Check ?	Chk Pass	Chk Pass	Chk Pass	Chk Pass
Value	85.515%	93.127%	90.726%	96.267%
Range				

PDF created with pdfFactory Pro trial version www.pdffactory.com

Sample Name: CCV-2632473 Acquired: 8/1/2016 11:30:42 Type: QC
Method: ICP I9 Method 200.7-6010(v140) Mode: CONC Corr. Factor: 1.000000
User: analyst Custom ID1: Custom ID2: Custom ID3:
Comment:

Elem	Ag3280	Al3082	As1890	B_1826	Ba4554	Be3130	Ca3179	Cd2288
IS Ref	(Y_3600)	(Y_3710)	(Y_2243)	(Y_2243)	(Y_3710)	(Y_3710)	(Y_3710)	(Y_2243)
Units	ppb	ppb	ppb	ppb	ppb	ppb	ppb	ppb
Avg	1003.9	25631.	490.98	5052.8	1954.7	2008.0	52087.	495.3
Stddev	1.7	31.	2.31	24.9	.7	2.9	107.	2.5
%RSD	.17165	.12219	.46972	.49240	.03825	.14398	.20481	.5128
Check ?	Chk Pass	Chk Pass	Chk Pass	Chk Pass	Chk Pass	Chk Pass	Chk Pass	Chk Pass
Value								
Range								

Elem	Co2286	Cr2677	Cu3273	Fe2599	K_7664	Li6707	Mg2790	Mn2576
IS Ref	(In2306)	(Y_3600)	(Y_3600)	(Y_3710)	(Y_3710)	(Y_3710)	(Y_3710)	(Y_3600)
Units	ppb	ppb	ppb	ppb	ppb	ppb	ppb	ppb
Avg	1971.6	1938.9	1954.7	25348.	50410.	5035.1	50229.	1950.2
Stddev	8.6	2.5	2.7	33.	78.	6.9	53.	2.9
%RSD	.43535	.13002	.14014	.13182	.15384	.13725	.10591	.14860
Check ?	Chk Pass	Chk Pass	Chk Pass	Chk Pass	Chk Pass	Chk Pass	Chk Pass	Chk Pass
Value								
Range								

Elem	Mo2020	Na5895	Ni2316	Pb2203	Sb2175	Se1960	Sn1899	Ti3372
IS Ref	(Y_2243)	(Y_3710)	(In2306)	(Y_2243)	(Y_2243)	(Y_2243)	(In2306)	(Y_3600)
Units	ppb	ppb	ppb	ppb	ppb	ppb	ppb	ppb
Avg	1994.3	49667.	1981.1	477.44	505.2	499.55	5067.5	4986.4
Stddev	14.0	58.	9.3	2.57	1.4	6.76	22.3	3.5
%RSD	.70272	.11671	.46955	.53845	.2823	1.3523	.43907	.07076
Check ?	Chk Pass	Chk Pass	Chk Pass	Chk Pass	Chk Pass	Chk Pass	Chk Pass	Chk Pass
Value								
Range								

PDF created with pdfFactory Pro trial version www.pdffactory.com

Sample Name: CCV-2632473 Acquired: 8/1/2016 11:30:42 Type: QC
Method: ICP I9 Method 200.7-6010(v140) Mode: CONC Corr. Factor: 1.000000
User: analyst Custom ID1: Custom ID2: Custom ID3:
Comment:

Elem	Tl1908	V_2908	Zn2062	Si2516	Sr3464
IS Ref	(In2306)	(Y_3710)	(In2306)	(Y_3710)	(Y_3710)
Units	ppb	ppb	ppb	ppb	ppb
Avg	991.06	2013.3	2025.0	5280.8	4987.0
Stddev	6.11	5.6	9.5	49.3	11.9
%RSD	.61688	.27784	.46753	.93322	.23839
Check ?	Chk Pass	Chk Pass	Chk Pass	Chk Pass	Chk Pass
Value					
Range					

Int. Std.	In2306	Y_2243	Y_3600	Y_3710
Units	Cts/S	Cts/S	Cts/S	Cts/S
Avg	5288.1	3545.4	48928.	6488.7
Stddev	9.2	9.2	85.	28.3
%RSD	.17364	.25954	.17287	.43560

PDF created with pdfFactory Pro trial version www.pdffactory.com

Sample Name: CCB Acquired: 8/1/2016 11:34:24 Type: QC
Method: ICP I9 Method 200.7-6010(v140) Mode: CONC Corr. Factor: 1.000000
User: analyst Custom ID1: Custom ID2: Custom ID3:
Comment:

Elem	Ag3280	Al3082	As1890	B_1826	Ba4554	Be3130	Ca3179	Cd2288
IS Ref	(Y_3600)	(Y_3710)	(Y_2243)	(Y_2243)	(Y_3710)	(Y_3710)	(Y_3710)	(Y_2243)
Units	ppb	ppb	ppb	ppb	ppb	ppb	ppb	ppb
Avg	.14018	4.0380	1.3317	6.5365	.13626	-.01313	4.2399	.2068
Stddev	.10267	7.6412	1.1123	.2701	.04367	.05381	.3219	.0584
%RSD	73.244	189.23	83.528	4.1323	32.050	409.69	7.5914	28.24
Check ?	Chk Pass	Chk Pass	Chk Pass	Chk Pass	Chk Pass	Chk Pass	Chk Pass	Chk Pass
High Limit								
Low Limit								

Elem	Co2286	Cr2677	Cu3273	Fe2599	K_7664	Li6707	Mg2790	Mn2576
IS Ref	(In2306)	(Y_3600)	(Y_3600)	(Y_3710)	(Y_3710)	(Y_3710)	(Y_3710)	(Y_3600)
Units	ppb	ppb	ppb	ppb	ppb	ppb	ppb	ppb
Avg	-.15866	.14294	-.09416	1.1761	78.741	9.8215	-2.8455	.09067
Stddev	.35575	.15475	.38336	1.8260	10.675	1.0084	13.256	.03336
%RSD	224.23	108.26	407.13	155.26	13.557	10.268	465.86	36.792
Check ?	Chk Pass	Chk Pass	Chk Pass	Chk Pass	Chk Pass	Chk Pass	Chk Pass	Chk Pass
High Limit								
Low Limit								

Elem	Mo2020	Na5895	Ni2316	Pb2203	Sb2175	Se1960	Sn1899	Ti3372
IS Ref	(Y_2243)	(Y_3710)	(In2306)	(Y_2243)	(Y_2243)	(Y_2243)	(In2306)	(Y_3600)
Units	ppb	ppb	ppb	ppb	ppb	ppb	ppb	ppb
Avg	2.5648	280.06	-.19271	-.33345	.6598	-1.5644	-.21285	1.1658
Stddev	.3575	4.54	.51783	.87196	1.284	1.9481	.81150	.1788
%RSD	13.938	1.6202	268.71	261.50	194.7	124.53	381.25	15.340
Check ?	Chk Pass	Chk Pass	Chk Pass	Chk Pass	Chk Pass	Chk Pass	Chk Pass	Chk Pass
High Limit								
Low Limit								

PDF created with pdfFactory Pro trial version www.pdffactory.com

Sample Name: CCB Acquired: 8/1/2016 11:34:24 Type: QC
Method: ICP I9 Method 200.7-6010(v140) Mode: CONC Corr. Factor: 1.000000
User: analyst Custom ID1: Custom ID2: Custom ID3:
Comment:

Elem	Tl1908	V_2908	Zn2062	Si2516	Sr3464
IS Ref	(In2306)	(Y_3710)	(In2306)	(Y_3710)	(Y_3710)
Units	ppb	ppb	ppb	ppb	ppb
Avg	.59572	.34706	-.01858	-46.611	-1.8368
Stddev	.14362	1.4745	.17878	5.205	1.2010
%RSD	24.109	424.85	962.02	11.167	65.383
Check ?	Chk Pass	Chk Pass	Chk Pass	Chk Pass	Chk Pass
High Limit					
Low Limit					

Int. Std.	In2306	Y_2243	Y_3600	Y_3710
Units	Cts/S	Cts/S	Cts/S	Cts/S
Avg	5958.5	3685.7	51465.	6606.9
Stddev	13.8	7.4	22.	31.4
%RSD	.23206	.20145	.04202	.47600

PDF created with pdfFactory Pro trial version www.pdffactory.com

Sample Name: PDS 240-67589-f-2-f Acquired: 8/1/2016 11:38:33 Type: Unk
Method: ICP I9 Method 200.7-6010(v140) Mode: CONC Corr. Factor: 1.000000
User: analyst Custom ID1: Custom ID2: Custom ID3:
Comment:

Elem	Ag3280	Al3082	As1890	B_1826	Ba4554	Be3130
IS Ref	(Y_3600)	(Y_3710)	(Y_2243)	(Y_2243)	(Y_3710)	(Y_3710)
Units	ppb	ppb	ppb	ppb	ppb	ppb
Avg	48.020	2039.6	2129.5	1339.5	2715.6	47.987
Stddev	.656	29.8	19.1	8.8	5.5	.331
%RSD	1.3655	1.4613	.89555	.65915	.20413	.69065
Check ?	Chk Pass	Chk Pass	Chk Pass	Chk Pass	Chk Pass	Chk Pass
High Limit						
Low Limit						

Elem	Ca3179	Cd2288	Co2286	Cr2677	Cu3273	Fe2599
IS Ref	(Y_3710)	(Y_2243)	(In2306)	(Y_3600)	(Y_3600)	(Y_3710)
Units	ppb	ppb	ppb	ppb	ppb	ppb
Avg	F 832310.	53.58	503.84	192.12	258.24	995.33
Stddev	3166.	.37	5.55	.57	.66	4.37
%RSD	.38036	.6870	1.1009	.29828	.25724	.43885
Check ?	Chk Fail	Chk Pass	Chk Pass	Chk Pass	Chk Pass	Chk Pass
High Limit	800000.					
Low Limit	-500000.					

Elem	K_7664	Li6707	Mg2790	Mn2576	Mo2020	Na5895
IS Ref	(Y_3710)	(Y_3710)	(Y_3710)	(Y_3600)	(Y_2243)	(Y_3710)
Units	ppb	ppb	ppb	ppb	ppb	ppb
Avg	56396.	1226.9	77378.	710.15	982.01	F 1297900.
Stddev	17.	15.3	85.	1.05	10.95	34410.
%RSD	.03049	1.2498	.11003	.14805	1.1152	2.6511
Check ?	Chk Pass	Chk Pass	Chk Pass	Chk Pass	Chk Pass	Chk Fail
High Limit						500000.
Low Limit						-500000.

PDF created with pdfFactory Pro trial version www.pdffactory.com

Sample Name: PDS 240-67589-f-2-f Acquired: 8/1/2016 11:38:33 Type: Unk
Method: ICP I9 Method 200.7-6010(v140) Mode: CONC Corr. Factor: 1.000000
User: analyst Custom ID1: Custom ID2: Custom ID3:
Comment:

Elem	Ni2316	Pb2203	Sb2175	Se1960	Sn1899	Ti3372
IS Ref	(In2306)	(Y_2243)	(Y_2243)	(Y_2243)	(In2306)	(Y_3600)
Units	ppb	ppb	ppb	ppb	ppb	ppb
Avg	513.78	451.21	524.7	2194.8	2061.8	988.38
Stddev	4.22	4.96	11.6	22.7	23.3	.84
%RSD	.82120	1.0994	2.202	1.0358	1.1292	.08453
Check ?	Chk Pass	Chk Pass	Chk Pass	Chk Pass	Chk Pass	Chk Pass
High Limit						
Low Limit						

Elem	Tl1908	V_2908	Zn2062	Si2516	Sr3464
IS Ref	(In2306)	(Y_3710)	(In2306)	(Y_3710)	(Y_3710)
Units	ppb	ppb	ppb	ppb	ppb
Avg	1870.1	491.53	538.09	4050.2	2001.4
Stddev	11.6	1.31	4.71	12.0	4.9
%RSD	.62141	.26723	.87552	.29728	.24643
Check ?	Chk Pass	Chk Pass	Chk Pass	Chk Pass	Chk Pass
High Limit					
Low Limit					

Int. Std.	In2306	Y_2243	Y_3600	Y_3710
Units	Cts/S	Cts/S	Cts/S	Cts/S
Avg	4323.1	3098.2	42631.	6371.0
Stddev	7.5	3.3	34.	20.4
%RSD	.17333	.10570	.07947	.32013
Check ?	Chk Pass	Chk Pass	Chk Pass	Chk Pass
Value	72.995%	84.074%	82.100%	93.925%
Range				

PDF created with pdfFactory Pro trial version www.pdffactory.com

Sample Name: 460-117549-a-3-b Acquired: 8/1/2016 11:42:31 Type: Unk
Method: ICP I9 Method 200.7-6010(v140) Mode: CONC Corr. Factor: 1.000000
User: analyst Custom ID1: Custom ID2: Custom ID3:
Comment:

Elem	Ag3280	Al3082	As1890	B_1826	Ba4554	Be3130
IS Ref	(Y_3600)	(Y_3710)	(Y_2243)	(Y_2243)	(Y_3710)	(Y_3710)
Units	ppb	ppb	ppb	ppb	ppb	ppb
Avg	.08117	.28829	6.6964	512.49	6.3106	-.01838
Stddev	.56408	6.7345	1.7552	5.15	.1447	.05542
%RSD	694.94	2336.1	26.211	1.0051	2.2929	301.57
Check ?	Chk Pass	Chk Pass	Chk Pass	Chk Pass	Chk Pass	Chk Pass
High Limit						
Low Limit						

Elem	Ca3179	Cd2288	Co2286	Cr2677	Cu3273	Fe2599
IS Ref	(Y_3710)	(Y_2243)	(In2306)	(Y_3600)	(Y_3600)	(Y_3710)
Units	ppb	ppb	ppb	ppb	ppb	ppb
Avg	3375.3	-.0194	-.07324	2.0052	3.2877	16.163
Stddev	38.7	.1311	.18467	.1799	.1850	1.986
%RSD	1.1464	675.9	252.14	8.9695	5.6256	12.287
Check ?	Chk Pass	Chk Pass	Chk Pass	Chk Pass	Chk Pass	Chk Pass
High Limit						
Low Limit						

Elem	K_7664	Li6707	Mg2790	Mn2576	Mo2020	Na5895
IS Ref	(Y_3710)	(Y_3710)	(Y_3710)	(Y_3600)	(Y_2243)	(Y_3710)
Units	ppb	ppb	ppb	ppb	ppb	ppb
Avg	1276.4	108.04	574.63	10.836	1.7281	F 1129200.
Stddev	30.8	5.29	9.93	.099	.3219	769.
%RSD	2.4119	4.8937	1.7285	.91446	18.626	.06808
Check ?	Chk Pass	Chk Pass	Chk Pass	Chk Pass	Chk Pass	Chk Fail
High Limit						500000.
Low Limit						-500000.

PDF created with pdfFactory Pro trial version www.pdffactory.com

Sample Name: 460-117549-a-3-b Acquired: 8/1/2016 11:42:31 Type: Unk
Method: ICP I9 Method 200.7-6010(v140) Mode: CONC Corr. Factor: 1.000000
User: analyst Custom ID1: Custom ID2: Custom ID3:
Comment:

Elem	Ni2316	Pb2203	Sb2175	Se1960	Sn1899	Ti3372
IS Ref	(In2306)	(Y_2243)	(Y_2243)	(Y_2243)	(In2306)	(Y_3600)
Units	ppb	ppb	ppb	ppb	ppb	ppb
Avg	3.6374	.68980	-.3026	2.8787	3.1859	.62120
Stddev	.4766	.91334	1.770	1.3332	.2335	.12509
%RSD	13.103	132.41	585.1	46.313	7.3289	20.137
Check ?	Chk Pass	Chk Pass	Chk Pass	Chk Pass	Chk Pass	Chk Pass
High Limit						
Low Limit						

Elem	Tl1908	V_2908	Zn2062	Si2516	Sr3464
IS Ref	(In2306)	(Y_3710)	(In2306)	(Y_3710)	(Y_3710)
Units	ppb	ppb	ppb	ppb	ppb
Avg	-1.1499	.41538	13.494	722.18	4.1363
Stddev	.5389	3.2535	.223	9.68	2.1548
%RSD	46.862	783.25	1.6541	1.3405	52.094
Check ?	Chk Pass	Chk Pass	Chk Pass	Chk Pass	Chk Pass
High Limit					
Low Limit					

Int. Std.	In2306	Y_2243	Y_3600	Y_3710
Units	Cts/S	Cts/S	Cts/S	Cts/S
Avg	4797.0	3340.2	44608.	6629.9
Stddev	7.2	3.0	340.	47.1
%RSD	.15045	.08897	.76122	.71066
Check ?	Chk Pass	Chk Pass	Chk Pass	Chk Pass
Value	80.997%	90.640%	85.906%	97.742%
Range				

PDF created with pdfFactory Pro trial version www.pdffactory.com

Sample Name: 240-67570-a-2-e Acquired: 8/1/2016 11:46:45 Type: Unk
Method: ICP I9 Method 200.7-6010(v140) Mode: CONC Corr. Factor: 1.000000
User: analyst Custom ID1: Custom ID2: Custom ID3:
Comment:

Elem	Ag3280	Al3082	As1890	B_1826	Ba4554	Be3130
IS Ref	(Y_3600)	(Y_3710)	(Y_2243)	(Y_2243)	(Y_3710)	(Y_3710)
Units	ppb	ppb	ppb	ppb	ppb	ppb
Avg	-.02713	-7.9162	6.8166	869.96	311.08	-.03342
Stddev	.15218	11.218	.9076	25.45	.73	.08042
%RSD	561.03	141.71	13.314	2.9259	.23627	240.68
Check ?	Chk Pass	Chk Pass	Chk Pass	Chk Pass	Chk Pass	Chk Pass
High Limit						
Low Limit						

Elem	Ca3179	Cd2288	Co2286	Cr2677	Cu3273	Fe2599
IS Ref	(Y_3710)	(Y_2243)	(In2306)	(Y_3600)	(Y_3600)	(Y_3710)
Units	ppb	ppb	ppb	ppb	ppb	ppb
Avg	301180.	1.240	9.7270	2.1605	3.7982	27.016
Stddev	3915.	.130	.3289	.3465	.4515	.776
%RSD	1.2998	10.46	3.3810	16.037	11.888	2.8742
Check ?	Chk Pass	Chk Pass	Chk Pass	Chk Pass	Chk Pass	Chk Pass
High Limit						
Low Limit						

Elem	K_7664	Li6707	Mg2790	Mn2576	Mo2020	Na5895
IS Ref	(Y_3710)	(Y_3710)	(Y_3710)	(Y_3600)	(Y_2243)	(Y_3710)
Units	ppb	ppb	ppb	ppb	ppb	ppb
Avg	2577.9	109.68	109310.	3812.5	.82709	F 943620.
Stddev	14.6	2.00	618.	15.0	.14735	18587.
%RSD	.56513	1.8233	.56520	.39308	17.815	1.9697
Check ?	Chk Pass	Chk Pass	Chk Pass	Chk Pass	Chk Pass	Chk Fail
High Limit						500000.
Low Limit						-500000.

PDF created with pdfFactory Pro trial version www.pdffactory.com

Sample Name: 240-67570-a-2-e Acquired: 8/1/2016 11:46:45 Type: Unk
Method: ICP I9 Method 200.7-6010(v140) Mode: CONC Corr. Factor: 1.000000
User: analyst Custom ID1: Custom ID2: Custom ID3:
Comment:

Elem	Ni2316	Pb2203	Sb2175	Se1960	Sn1899	Ti3372
IS Ref	(In2306)	(Y_2243)	(Y_2243)	(Y_2243)	(In2306)	(Y_3600)
Units	ppb	ppb	ppb	ppb	ppb	ppb
Avg	24.851	3.1655	-2.111	2.1767	2.6169	-.04013
Stddev	.744	.7168	2.031	1.9645	.1248	.03888
%RSD	2.9919	22.644	96.24	90.251	4.7671	96.884
Check ?	Chk Pass	Chk Pass	Chk Pass	Chk Pass	Chk Pass	Chk Pass
High Limit						
Low Limit						

Elem	Tl1908	V_2908	Zn2062	Si2516	Sr3464
IS Ref	(In2306)	(Y_3710)	(In2306)	(Y_3710)	(Y_3710)
Units	ppb	ppb	ppb	ppb	ppb
Avg	13.298	1.6318	57.088	4563.5	568.34
Stddev	.328	4.4430	2.140	121.4	6.32
%RSD	2.4677	272.28	3.7483	2.6612	1.1121
Check ?	Chk Pass	Chk Pass	Chk Pass	Chk Pass	Chk Pass
High Limit					
Low Limit					

Int. Std.	In2306	Y_2243	Y_3600	Y_3710
Units	Cts/S	Cts/S	Cts/S	Cts/S
Avg	4597.4	3231.1	44114.	6508.8
Stddev	25.1	10.6	74.	54.0
%RSD	.54679	.32737	.16750	.82900
Check ?	Chk Pass	Chk Pass	Chk Pass	Chk Pass
Value	77.627%	87.679%	84.956%	95.957%
Range				

PDF created with pdfFactory Pro trial version www.pdffactory.com

Sample Name: 240-67584-c-1-c Acquired: 8/1/2016 11:51:11 Type: Unk
Method: ICP I9 Method 200.7-6010(v140) Mode: CONC Corr. Factor: 1.000000
User: analyst Custom ID1: Custom ID2: Custom ID3:
Comment:

Elem	Ag3280	Al3082	As1890	B_1826	Ba4554	Be3130
IS Ref	(Y_3600)	(Y_3710)	(Y_2243)	(Y_2243)	(Y_3710)	(Y_3710)
Units	ppb	ppb	ppb	ppb	ppb	ppb
Avg	-.27649	60.839	8.1196	123.08	218.30	.07005
Stddev	.28255	10.964	1.4546	2.19	.86	.10860
%RSD	102.19	18.022	17.915	1.7753	.39569	155.04
Check ?	Chk Pass	Chk Pass	Chk Pass	Chk Pass	Chk Pass	Chk Pass
High Limit						
Low Limit						

Elem	Ca3179	Cd2288	Co2286	Cr2677	Cu3273	Fe2599
IS Ref	(Y_3710)	(Y_2243)	(In2306)	(Y_3600)	(Y_3600)	(Y_3710)
Units	ppb	ppb	ppb	ppb	ppb	ppb
Avg	W 732100.	.0644	-.07793	18.218	4.2071	2.3323
Stddev	12019.	.1831	.24651	.148	1.0145	1.4860
%RSD	1.6417	284.5	316.34	.81496	24.115	63.716
Check ?	Chk Warn	Chk Pass	Chk Pass	Chk Pass	Chk Pass	Chk Pass
High Limit	720000.					
Low Limit	-500000.					

Elem	K_7664	Li6707	Mg2790	Mn2576	Mo2020	Na5895
IS Ref	(Y_3710)	(Y_3710)	(Y_3710)	(Y_3600)	(Y_2243)	(Y_3710)
Units	ppb	ppb	ppb	ppb	ppb	ppb
Avg	20651.	148.30	1535.7	33.750	8.1135	F 1172600.
Stddev	110.	3.90	25.9	.182	.2362	9903.
%RSD	.53425	2.6301	1.6869	.53825	2.9109	.84453
Check ?	Chk Pass	Chk Pass	Chk Pass	Chk Pass	Chk Pass	Chk Fail
High Limit						500000.
Low Limit						-500000.

PDF created with pdfFactory Pro trial version www.pdffactory.com

Sample Name: 240-67584-c-1-c Acquired: 8/1/2016 11:51:11 Type: Unk
Method: ICP I9 Method 200.7-6010(v140) Mode: CONC Corr. Factor: 1.000000
User: analyst Custom ID1: Custom ID2: Custom ID3:
Comment:

Elem	Ni2316	Pb2203	Sb2175	Se1960	Sn1899	Ti3372
IS Ref	(In2306)	(Y_2243)	(Y_2243)	(Y_2243)	(In2306)	(Y_3600)
Units	ppb	ppb	ppb	ppb	ppb	ppb
Avg	5.6548	3.7228	-3.286	3.7748	3.7314	-1.1080
Stddev	.3960	.4377	1.960	2.4798	.2244	.1164
%RSD	7.0027	11.758	59.64	65.694	6.0138	10.508
Check ?	Chk Pass	Chk Pass	Chk Pass	Chk Pass	Chk Pass	Chk Pass
High Limit						
Low Limit						

Elem	Tl1908	V_2908	Zn2062	Si2516	Sr3464
IS Ref	(In2306)	(Y_3710)	(In2306)	(Y_3710)	(Y_3710)
Units	ppb	ppb	ppb	ppb	ppb
Avg	.55769	50.629	1.7566	25171.	2356.4
Stddev	.42577	1.464	.1252	847.	10.6
%RSD	76.346	2.8925	7.1272	3.3642	.44874
Check ?	Chk Pass	Chk Pass	Chk Pass	Chk Pass	Chk Pass
High Limit					
Low Limit					

Int. Std.	In2306	Y_2243	Y_3600	Y_3710
Units	Cts/S	Cts/S	Cts/S	Cts/S
Avg	4455.2	3157.7	43197.	6406.0
Stddev	11.5	4.3	29.	39.5
%RSD	.25755	.13668	.06799	.61713
Check ?	Chk Pass	Chk Pass	Chk Pass	Chk Pass
Value	75.225%	85.688%	83.188%	94.442%
Range				

PDF created with pdfFactory Pro trial version www.pdffactory.com

Sample Name: CRI-2633779 Acquired: 8/1/2016 11:55:33 Type: QC
Method: ICP I9 Method 200.7-6010(v140) Mode: CONC Corr. Factor: 1.000000
User: analyst Custom ID1: Custom ID2: Custom ID3:
Comment:

Elem	Ag3280	Al3082	As1890	B_1826	Ba4554	Be3130	Ca3179
IS Ref	(Y_3600)	(Y_3710)	(Y_2243)	(Y_2243)	(Y_3710)	(Y_3710)	(Y_3710)
Units	ppb	ppb	ppb	ppb	ppb	ppb	ppb
Avg	10.258	193.30	15.137	204.58	198.26	4.9834	5319.6
Stddev	.707	4.54	1.501	1.24	.37	.1687	27.6
%RSD	6.8884	2.3481	9.9143	.60585	.18414	3.3846	.51801
Check ?	Chk Pass	Chk Pass	Chk Pass	Chk Pass	Chk Pass	Chk Pass	Chk Pass
Value							
Range							

Elem	Cd2288	Co2286	Cr2677	Cu3273	Fe2599	K_7664	Li6707
IS Ref	(Y_2243)	(In2306)	(Y_3600)	(Y_3600)	(Y_3710)	(Y_3710)	(Y_3710)
Units	ppb	ppb	ppb	ppb	ppb	ppb	ppb
Avg	5.161	9.4519	10.014	21.075	212.23	5105.3	F 69.458
Stddev	.109	.3236	.042	.344	1.30	14.9	1.120
%RSD	2.103	3.4231	.41700	1.6304	.61389	.29243	1.6127
Check ?	Chk Pass	Chk Pass	Chk Pass	Chk Pass	Chk Pass	Chk Pass	Chk Fail
Value							50.000
Range							30.500%

Elem	Mg2790	Mn2576	Mo2020	Na5895	Ni2316	Pb2203	Sb2175
IS Ref	(Y_3710)	(Y_3600)	(Y_2243)	(Y_3710)	(In2306)	(Y_2243)	(Y_2243)
Units	ppb	ppb	ppb	ppb	ppb	ppb	ppb
Avg	5233.1	15.702	39.419	5974.4	38.870	9.5210	19.30
Stddev	12.0	.035	.306	76.4	.773	.4584	1.35
%RSD	.22867	.22092	.77545	1.2785	1.9886	4.8146	6.981
Check ?	Chk Pass	Chk Pass	Chk Pass	Chk Pass	Chk Pass	Chk Pass	Chk Pass
Value							
Range							

PDF created with pdfFactory Pro trial version www.pdffactory.com

Sample Name: CRI-2633779 Acquired: 8/1/2016 11:55:33 Type: QC
Method: ICP I9 Method 200.7-6010(v140) Mode: CONC Corr. Factor: 1.000000
User: analyst Custom ID1: Custom ID2: Custom ID3:
Comment:

Elem	Se1960	Sn1899	Ti3372	Tl1908	V_2908	Zn2062	Si2516
IS Ref	(Y_2243)	(In2306)	(Y_3600)	(In2306)	(Y_3710)	(In2306)	(Y_3710)
Units	ppb	ppb	ppb	ppb	ppb	ppb	ppb
Avg	17.917	96.772	51.131	20.431	10.371	50.581	591.13
Stddev	1.392	1.015	.255	.968	2.458	.540	23.02
%RSD	7.7672	1.0487	.49818	4.7378	23.702	1.0668	3.8948
Check ?	Chk Pass	Chk Pass	Chk Pass	Chk Pass	Chk Pass	Chk Pass	Chk Pass
Value							
Range							

Elem	Sr3464
IS Ref	(Y_3710)
Units	ppb
Avg	54.008
Stddev	1.553
%RSD	2.8757
Check ?	Chk Pass
Value	
Range	

Int. Std.	In2306	Y_2243	Y_3600	Y_3710
Units	Cts/S	Cts/S	Cts/S	Cts/S
Avg	5843.3	3658.1	51090.	6596.8
Stddev	13.5	7.2	78.	4.3
%RSD	.23132	.19659	.15354	.06470

PDF created with pdfFactory Pro trial version www.pdffactory.com

Sample Name: ZZZZZ Acquired: 8/1/2016 11:59:37 Type: QC
Method: ICP I9 Method 200.7-6010(v140) Mode: CONC Corr. Factor: 1.000000
User: analyst Custom ID1: Custom ID2: Custom ID3:
Comment:

Elem	Ag3280	Al3082	As1890	B_1826	Ba4554	Be3130	Ca3179	Cd2288
IS Ref	(Y_3600)	(Y_3710)	(Y_2243)	(Y_2243)	(Y_3710)	(Y_3710)	(Y_3710)	(Y_2243)
Units	ppb	ppb	ppb	ppb	ppb	ppb	ppb	ppb
Avg	.99992	-39.034	-2.6232	1.3066	-.42259	-.20831	114.77	.0394
Stddev	.15081	4.369	.9873	.1423	.22439	.01836	110.35	.0382
%RSD	15.082	11.192	37.638	10.892	53.098	8.8132	96.145	96.85
Check ?	Chk Pass	Chk Pass	Chk Pass	Chk Pass	Chk Pass	Chk Pass	None	Chk Pass
High Limit								
Low Limit								

Elem	Co2286	Cr2677	Cu3273	Fe2599	K_7664	Li6707	Mg2790	Mn2576
IS Ref	(In2306)	(Y_3600)	(Y_3600)	(Y_3710)	(Y_3710)	(Y_3710)	(Y_3710)	(Y_3600)
Units	ppb	ppb	ppb	ppb	ppb	ppb	ppb	ppb
Avg	-.64441	.09616	-2.0193	1.6591	-43.215	-11.977	12.390	-.01520
Stddev	.06686	.06084	.3806	1.2335	23.124	1.717	3.811	.06321
%RSD	10.376	63.266	18.847	74.351	53.509	14.336	30.758	415.72
Check ?	Chk Pass	Chk Pass	Chk Pass	Chk Pass	None	Chk Pass	None	Chk Pass
High Limit								
Low Limit								

Elem	Mo2020	Na5895	Ni2316	Pb2203	Sb2175	Se1960	Sn1899	Ti3372
IS Ref	(Y_2243)	(Y_3710)	(In2306)	(Y_2243)	(Y_2243)	(Y_2243)	(In2306)	(Y_3600)
Units	ppb	ppb	ppb	ppb	ppb	ppb	ppb	ppb
Avg	-.84921	405.14	-1.0799	-1.0004	.0580	-1.5026	-.57400	.08845
Stddev	.10664	232.99	.1708	.8702	.8680	.3779	.06271	.24247
%RSD	12.558	57.509	15.817	86.979	1498.	25.150	10.925	274.13
Check ?	Chk Pass	None	Chk Pass	Chk Pass	Chk Pass	Chk Pass	Chk Pass	Chk Pass
High Limit								
Low Limit								

PDF created with pdfFactory Pro trial version www.pdffactory.com

Sample Name: ZZZZZ Acquired: 8/1/2016 11:59:37 Type: QC
Method: ICP I9 Method 200.7-6010(v140) Mode: CONC Corr. Factor: 1.000000
User: analyst Custom ID1: Custom ID2: Custom ID3:
Comment:

Elem	Tl1908	V_2908	Zn2062	Si2516	Sr3464
IS Ref	(In2306)	(Y_3710)	(In2306)	(Y_3710)	(Y_3710)
Units	ppb	ppb	ppb	ppb	ppb
Avg	-2.5304	-2.3288	-.32770	44.638	9.6925
Stddev	.2370	1.1882	.08305	81.009	2.4175
%RSD	9.3666	51.023	25.344	181.48	24.942
Check ?	Chk Pass	Chk Pass	Chk Pass	Chk Pass	Chk Pass
High Limit					
Low Limit					

Int. Std.	In2306	Y_2243	Y_3600	Y_3710
Units	Cts/S	Cts/S	Cts/S	Cts/S
Avg	12310.	7527.9	100290.	13520.
Stddev	84.	43.3	1664.	2316.
%RSD	.68190	.57519	1.6589	17.132

PDF created with pdfFactory Pro trial version www.pdffactory.com

Sample Name: lb 240-240108/1-d Acquired: 8/1/2016 12:05:27 Type: QC
Method: ICP I9 Method 200.7-6010(v140) Mode: CONC Corr. Factor: 1.000000
User: analyst Custom ID1: Custom ID2: Custom ID3:
Comment:

Elem	Ag3280	Al3082	As1890	B_1826	Ba4554	Be3130	Ca3179
IS Ref	(Y_3600)	(Y_3710)	(Y_2243)	(Y_2243)	(Y_3710)	(Y_3710)	(Y_3710)
Units	ppb	ppb	ppb	ppb	ppb	ppb	ppb
Avg	.67620	58.253	-.65314	F 228.32	.56746	-.07031	494.99
Stddev	.48822	6.846	1.5700	.39	.33952	.04179	5.83
%RSD	72.201	11.753	240.38	.17136	59.831	59.437	1.1780
Check ?	Chk Pass	Chk Pass	Chk Pass	Chk Fail	Chk Pass	Chk Pass	None
High Limit				100.00			
Low Limit				-1000.0			

Elem	Cd2288	Co2286	Cr2677	Cu3273	Fe2599	K_7664	Li6707
IS Ref	(Y_2243)	(In2306)	(Y_3600)	(Y_3600)	(Y_3710)	(Y_3710)	(Y_3710)
Units	ppb	ppb	ppb	ppb	ppb	ppb	ppb
Avg	.0880	-.49055	.96819	.57695	4.9241	134.21	3.4557
Stddev	.0672	.21051	.15111	.46974	.5674	12.54	.7332
%RSD	76.34	42.913	15.608	81.417	11.522	9.3421	21.217
Check ?	Chk Pass	Chk Pass	Chk Pass	Chk Pass	Chk Pass	None	Chk Pass
High Limit							
Low Limit							

Elem	Mg2790	Mn2576	Mo2020	Na5895	Ni2316	Pb2203	Sb2175
IS Ref	(Y_3710)	(Y_3600)	(Y_2243)	(Y_3710)	(In2306)	(Y_2243)	(Y_2243)
Units	ppb	ppb	ppb	ppb	ppb	ppb	ppb
Avg	149.32	9.4850	-1.0209	10127.	-.00417	-.09414	-.2539
Stddev	17.81	.0696	.3217	53.	.23582	1.2466	.6092
%RSD	11.923	.73424	31.511	.52625	5659.5	1324.3	239.9
Check ?	None	Chk Pass	Chk Pass	None	Chk Pass	Chk Pass	Chk Pass
High Limit							
Low Limit							

PDF created with pdfFactory Pro trial version www.pdffactory.com

Sample Name: lb 240-240108/1-d Acquired: 8/1/2016 12:05:27 Type: QC
Method: ICP I9 Method 200.7-6010(v140) Mode: CONC Corr. Factor: 1.000000
User: analyst Custom ID1: Custom ID2: Custom ID3:
Comment:

Elem	Se1960	Sn1899	Ti3372	Tl1908	V_2908	Zn2062	Si2516
IS Ref	(Y_2243)	(In2306)	(Y_3600)	(In2306)	(Y_3710)	(In2306)	(Y_3710)
Units	ppb	ppb	ppb	ppb	ppb	ppb	ppb
Avg	.48765	1.1131	.09474	.88243	1.5428	3.1211	F 1551.6
Stddev	.83222	.1871	.16128	1.2477	1.4486	.0194	9.3
%RSD	170.66	16.807	170.23	141.39	93.896	.62268	.59651
Check ?	Chk Pass	Chk Pass	Chk Pass	Chk Pass	Chk Pass	Chk Pass	Chk Fail
High Limit							500.00
Low Limit							-1000.0

Elem	Sr3464
IS Ref	(Y_3710)
Units	ppb
Avg	2.9904
Stddev	1.5628
%RSD	52.262
Check ?	Chk Pass
High Limit	
Low Limit	

Int. Std.	In2306	Y_2243	Y_3600	Y_3710
Units	Cts/S	Cts/S	Cts/S	Cts/S
Avg	5961.4	3685.2	52146.	6790.2
Stddev	5.7	2.3	104.	29.9
%RSD	.09623	.06313	.20011	.43973

PDF created with pdfFactory Pro trial version www.pdffactory.com

Sample Name: mb 240-240494/2-a Acquired: 8/1/2016 12:09:32 Type: QC
Method: ICP I9 Method 200.7-6010(v140) Mode: CONC Corr. Factor: 1.000000
User: analyst Custom ID1: Custom ID2: Custom ID3:
Comment:

Elem	Ag3280	Al3082	As1890	B_1826	Ba4554	Be3130	Ca3179	Cd2288
IS Ref	(Y_3600)	(Y_3710)	(Y_2243)	(Y_2243)	(Y_3710)	(Y_3710)	(Y_3710)	(Y_2243)
Units	ppb	ppb	ppb	ppb	ppb	ppb	ppb	ppb
Avg	.51822	23.305	.73021	7.1774	1.6210	.04692	386.21	.1336
Stddev	.58428	9.372	.75370	.3482	.1696	.05249	3.10	.0659
%RSD	112.75	40.215	103.22	4.8508	10.464	111.88	.80246	49.31
Check ?	Chk Pass	Chk Pass	Chk Pass	Chk Pass	Chk Pass	Chk Pass	None	Chk Pass
High Limit								
Low Limit								

Elem	Co2286	Cr2677	Cu3273	Fe2599	K_7664	Li6707	Mg2790	Mn2576
IS Ref	(In2306)	(Y_3600)	(Y_3600)	(Y_3710)	(Y_3710)	(Y_3710)	(Y_3710)	(Y_3600)
Units	ppb	ppb	ppb	ppb	ppb	ppb	ppb	ppb
Avg	-.31752	.11625	3.9800	18.599	32.735	1.6443	97.270	9.5355
Stddev	.09023	.25323	.8948	.771	26.640	.0885	10.904	.0560
%RSD	28.418	217.83	22.481	4.1456	81.381	5.3825	11.210	.58681
Check ?	Chk Pass	Chk Pass	Chk Pass	Chk Pass	None	Chk Pass	None	Chk Pass
High Limit								
Low Limit								

Elem	Mo2020	Na5895	Ni2316	Pb2203	Sb2175	Se1960	Sn1899	Ti3372
IS Ref	(Y_2243)	(Y_3710)	(In2306)	(Y_2243)	(Y_2243)	(Y_2243)	(In2306)	(Y_3600)
Units	ppb	ppb	ppb	ppb	ppb	ppb	ppb	ppb
Avg	-1.1090	431.78	.79621	-.43660	.5218	-2.2459	1.0359	-.12482
Stddev	.0828	3.99	.14302	.63193	1.864	1.9322	.5975	.08228
%RSD	7.4700	.92443	17.963	144.74	357.2	86.032	57.674	65.919
Check ?	Chk Pass	None	Chk Pass	Chk Pass	Chk Pass	Chk Pass	Chk Pass	Chk Pass
High Limit								
Low Limit								

PDF created with pdfFactory Pro trial version www.pdffactory.com

Sample Name: mb 240-240494/2-a Acquired: 8/1/2016 12:09:32 Type: QC
Method: ICP I9 Method 200.7-6010(v140) Mode: CONC Corr. Factor: 1.000000
User: analyst Custom ID1: Custom ID2: Custom ID3:
Comment:

Elem	Tl1908	V_2908	Zn2062	Si2516	Sr3464
IS Ref	(In2306)	(Y_3710)	(In2306)	(Y_3710)	(Y_3710)
Units	ppb	ppb	ppb	ppb	ppb
Avg	-.16461	1.9773	7.8068	118.19	-1.1755
Stddev	.66900	3.1987	.0859	5.30	4.7888
%RSD	406.41	161.77	1.1010	4.4838	407.40
Check ?	Chk Pass	Chk Pass	Chk Pass	Chk Pass	Chk Pass
High Limit					
Low Limit					

Int. Std.	In2306	Y_2243	Y_3600	Y_3710
Units	Cts/S	Cts/S	Cts/S	Cts/S
Avg	6014.7	3736.2	52779.	6805.6
Stddev	8.2	2.5	54.	13.3
%RSD	.13593	.06783	.10173	.19469

PDF created with pdfFactory Pro trial version www.pdffactory.com

Sample Name: lcs 240-240494/3-a Acquired: 8/1/2016 12:13:38 Type: QC
Method: ICP I9 Method 200.7-6010(v140) Mode: CONC Corr. Factor: 1.000000
User: analyst Custom ID1: Custom ID2: Custom ID3:
Comment:

Elem	Ag3280	Al3082	As1890	B_1826	Ba4554	Be3130	Ca3179
IS Ref	(Y_3600)	(Y_3710)	(Y_2243)	(Y_2243)	(Y_3710)	(Y_3710)	(Y_3710)
Units	ppb	ppb	ppb	ppb	ppb	ppb	ppb
Avg	51.195	2145.4	2056.6	F 1252.3	1989.5	51.621	52352.
Stddev	.641	21.3	9.1	4.2	2.0	.305	210.
%RSD	1.2525	.99463	.44104	.33677	.10150	.59122	.40126
Check ?	Chk Pass	Chk Pass	Chk Pass	Chk Fail	Chk Pass	Chk Pass	None
Value				1000.0			
Range				20.500%			

Elem	Cd2288	Co2286	Cr2677	Cu3273	Fe2599	K_7664	Li6707
IS Ref	(Y_2243)	(In2306)	(Y_3600)	(Y_3600)	(Y_3710)	(Y_3710)	(Y_3710)
Units	ppb	ppb	ppb	ppb	ppb	ppb	ppb
Avg	51.24	495.63	200.86	259.48	1051.8	50744.	1013.5
Stddev	.20	3.14	.72	.55	6.4	112.	1.1
%RSD	.3943	.63408	.35677	.21185	.60617	.22019	.10680
Check ?	Chk Pass	Chk Pass	Chk Pass	Chk Pass	Chk Pass	None	Chk Pass
Value							
Range							

Elem	Mg2790	Mn2576	Mo2020	Na5895	Ni2316	Pb2203	Sb2175
IS Ref	(Y_3710)	(Y_3600)	(Y_2243)	(Y_3710)	(In2306)	(Y_2243)	(Y_2243)
Units	ppb	ppb	ppb	ppb	ppb	ppb	ppb
Avg	51126.	509.68	1013.6	60204.	507.62	490.19	515.5
Stddev	165.	.57	5.1	57.	1.28	1.50	2.0
%RSD	.32343	.11222	.49976	.09408	.25275	.30608	.3838
Check ?	None	Chk Pass	Chk Pass	None	Chk Pass	Chk Pass	Chk Pass
Value							
Range							

PDF created with pdfFactory Pro trial version www.pdffactory.com

Sample Name: lcs 240-240494/3-a Acquired: 8/1/2016 12:13:38 Type: QC
Method: ICP I9 Method 200.7-6010(v140) Mode: CONC Corr. Factor: 1.000000
User: analyst Custom ID1: Custom ID2: Custom ID3:
Comment:

Elem	Se1960	Sn1899	Ti3372	Tl1908	V_2908	Zn2062	Si2516
IS Ref	(Y_2243)	(In2306)	(Y_3600)	(In2306)	(Y_3710)	(In2306)	(Y_3710)
Units	ppb	ppb	ppb	ppb	ppb	ppb	ppb
Avg	2063.1	2018.2	1024.4	1965.4	513.55	520.18	F 2804.8
Stddev	6.2	13.1	1.0	7.6	4.94	2.06	14.5
%RSD	.30235	.65116	.10072	.38560	.96231	.39591	.51782
Check ?	Chk Pass	Chk Pass	Chk Pass	Chk Pass	Chk Pass	Chk Pass	Chk Fail
Value							1000.0
Range							20.500%

Elem	Sr3464
IS Ref	(Y_3710)
Units	ppb
Avg	1004.2
Stddev	8.3
%RSD	.82864
Check ?	Chk Pass
Value	
Range	

Int. Std.	In2306	Y_2243	Y_3600	Y_3710
Units	Cts/S	Cts/S	Cts/S	Cts/S
Avg	5382.8	3537.1	49355.	6618.1
Stddev	5.7	1.7	60.	18.9
%RSD	.10645	.04777	.12227	.28581

PDF created with pdfFactory Pro trial version www.pdffactory.com

Sample Name: 240-67561-b-1-e Acquired: 8/1/2016 12:17:18 Type: Unk
Method: ICP I9 Method 200.7-6010(v140) Mode: CONC Corr. Factor: 1.000000
User: analyst Custom ID1: Custom ID2: Custom ID3:
Comment:

Elem	Ag3280	Al3082	As1890	B_1826	Ba4554	Be3130	Ca3179	Cd2288
IS Ref	(Y_3600)	(Y_3710)	(Y_2243)	(Y_2243)	(Y_3710)	(Y_3710)	(Y_3710)	(Y_2243)
Units	ppb	ppb	ppb	ppb	ppb	ppb	ppb	ppb
Avg	.22042	20271.	7.5655	602.09	111.04	.72141	29845.	.5020
Stddev	.45921	80.	.5440	2.27	.65	.06170	75.	.1035
%RSD	208.33	.39596	7.1905	.37668	.58153	8.5527	.25084	20.63
Check ?	Chk Pass	Chk Pass	Chk Pass	Chk Pass	Chk Pass	Chk Pass	Chk Pass	Chk Pass
High Limit								
Low Limit								

Elem	Co2286	Cr2677	Cu3273	Fe2599	K_7664	Li6707	Mg2790	Mn2576
IS Ref	(In2306)	(Y_3600)	(Y_3600)	(Y_3710)	(Y_3710)	(Y_3710)	(Y_3710)	(Y_3600)
Units	ppb	ppb	ppb	ppb	ppb	ppb	ppb	ppb
Avg	5.0085	28.233	19.755	14762.	7563.4	31.764	9972.3	180.38
Stddev	.3141	.217	.570	32.	68.2	1.042	28.5	.06
%RSD	6.2717	.76695	2.8840	.21703	.90162	3.2795	.28591	.03276
Check ?	Chk Pass	Chk Pass	Chk Pass	Chk Pass	Chk Pass	Chk Pass	Chk Pass	Chk Pass
High Limit								
Low Limit								

Elem	Mo2020	Na5895	Ni2316	Pb2203	Sb2175	Se1960	Sn1899	Ti3372
IS Ref	(Y_2243)	(Y_3710)	(In2306)	(Y_2243)	(Y_2243)	(Y_2243)	(In2306)	(Y_3600)
Units	ppb	ppb	ppb	ppb	ppb	ppb	ppb	ppb
Avg	1.8900	76427.	22.626	9.1639	.6598	3.4774	3.5131	391.63
Stddev	.2085	262.	1.020	.9269	2.664	.5404	.2593	.08
%RSD	11.033	.34250	4.5091	10.115	403.8	15.540	7.3802	.02021
Check ?	Chk Pass	Chk Pass	Chk Pass	Chk Pass	Chk Pass	Chk Pass	Chk Pass	Chk Pass
High Limit								
Low Limit								

PDF created with pdfFactory Pro trial version www.pdffactory.com

Sample Name: 240-67561-b-1-e Acquired: 8/1/2016 12:17:18 Type: Unk
Method: ICP I9 Method 200.7-6010(v140) Mode: CONC Corr. Factor: 1.000000
User: analyst Custom ID1: Custom ID2: Custom ID3:
Comment:

Elem	Tl1908	V_2908	Zn2062	Si2516	Sr3464
IS Ref	(In2306)	(Y_3710)	(In2306)	(Y_3710)	(Y_3710)
Units	ppb	ppb	ppb	ppb	ppb
Avg	1.4474	36.322	48.447	44724.	59.769
Stddev	1.1217	.400	.150	211.	1.767
%RSD	77.499	1.1009	.30902	.47103	2.9565
Check ?	Chk Pass	Chk Pass	Chk Pass	Chk Pass	Chk Pass
High Limit					
Low Limit					

Int. Std.	In2306	Y_2243	Y_3600	Y_3710
Units	Cts/S	Cts/S	Cts/S	Cts/S
Avg	5568.9	3666.4	50615.	6788.2
Stddev	10.7	6.5	40.	29.4
%RSD	.19139	.17669	.07969	.43306
Check ?	Chk Pass	Chk Pass	Chk Pass	Chk Pass
Value	94.031%	99.492%	97.476%	100.08%
Range				

PDF created with pdfFactory Pro trial version www.pdffactory.com

Sample Name: CCV-2632473 Acquired: 8/1/2016 12:21:18 Type: QC
Method: ICP I9 Method 200.7-6010(v140) Mode: CONC Corr. Factor: 1.000000
User: analyst Custom ID1: Custom ID2: Custom ID3:
Comment:

Elem	Ag3280	Al3082	As1890	B_1826	Ba4554	Be3130	Ca3179	Cd2288
IS Ref	(Y_3600)	(Y_3710)	(Y_2243)	(Y_2243)	(Y_3710)	(Y_3710)	(Y_3710)	(Y_2243)
Units	ppb	ppb	ppb	ppb	ppb	ppb	ppb	ppb
Avg	1006.8	25304.	492.56	5066.3	1956.9	2004.0	51727.	496.1
Stddev	.6	88.	7.18	31.4	2.3	4.3	217.	3.2
%RSD	.06137	.34692	1.4583	.61956	.11949	.21228	.41912	.6413
Check ?	Chk Pass	Chk Pass	Chk Pass	Chk Pass	Chk Pass	Chk Pass	Chk Pass	Chk Pass
Value								
Range								

Elem	Co2286	Cr2677	Cu3273	Fe2599	K_7664	Li6707	Mg2790	Mn2576
IS Ref	(In2306)	(Y_3600)	(Y_3600)	(Y_3710)	(Y_3710)	(Y_3710)	(Y_3710)	(Y_3600)
Units	ppb	ppb	ppb	ppb	ppb	ppb	ppb	ppb
Avg	1967.6	1939.0	1952.9	25255.	50113.	4988.2	49980.	1955.6
Stddev	13.1	3.3	2.5	52.	81.	12.4	146.	4.0
%RSD	.66725	.17136	.12842	.20581	.16242	.24959	.29124	.20436
Check ?	Chk Pass	Chk Pass	Chk Pass	Chk Pass	Chk Pass	Chk Pass	Chk Pass	Chk Pass
Value								
Range								

Elem	Mo2020	Na5895	Ni2316	Pb2203	Sb2175	Se1960	Sn1899	Ti3372
IS Ref	(Y_2243)	(Y_3710)	(In2306)	(Y_2243)	(Y_2243)	(Y_2243)	(In2306)	(Y_3600)
Units	ppb	ppb	ppb	ppb	ppb	ppb	ppb	ppb
Avg	1987.7	49737.	1982.3	479.13	506.8	500.68	5061.8	5004.1
Stddev	16.7	139.	12.3	3.43	6.5	2.86	36.5	7.6
%RSD	.83929	.28041	.62124	.71672	1.288	.57159	.72028	.15280
Check ?	Chk Pass	Chk Pass	Chk Pass	Chk Pass	Chk Pass	Chk Pass	Chk Pass	Chk Pass
Value								
Range								

PDF created with pdfFactory Pro trial version www.pdffactory.com

Sample Name: CCV-2632473 Acquired: 8/1/2016 12:21:18 Type: QC
Method: ICP I9 Method 200.7-6010(v140) Mode: CONC Corr. Factor: 1.000000
User: analyst Custom ID1: Custom ID2: Custom ID3:
Comment:

Elem	Tl1908	V_2908	Zn2062	Si2516	Sr3464
IS Ref	(In2306)	(Y_3710)	(In2306)	(Y_3710)	(Y_3710)
Units	ppb	ppb	ppb	ppb	ppb
Avg	989.85	1999.6	2024.0	5347.6	4953.7
Stddev	9.78	2.8	12.3	15.6	13.4
%RSD	.98845	.13813	.60904	.29119	.27010
Check ?	Chk Pass	Chk Pass	Chk Pass	Chk Pass	Chk Pass
Value					
Range					

Int. Std.	In2306	Y_2243	Y_3600	Y_3710
Units	Cts/S	Cts/S	Cts/S	Cts/S
Avg	5310.4	3557.5	48912.	6560.1
Stddev	3.6	5.9	69.	17.5
%RSD	.06809	.16702	.14165	.26697

PDF created with pdfFactory Pro trial version www.pdffactory.com

Sample Name: CCB Acquired: 8/1/2016 12:24:59 Type: QC
Method: ICP I9 Method 200.7-6010(v140) Mode: CONC Corr. Factor: 1.000000
User: analyst Custom ID1: Custom ID2: Custom ID3:
Comment:

Elem	Ag3280	Al3082	As1890	B_1826	Ba4554	Be3130	Ca3179	Cd2288
IS Ref	(Y_3600)	(Y_3710)	(Y_2243)	(Y_2243)	(Y_3710)	(Y_3710)	(Y_3710)	(Y_2243)
Units	ppb	ppb	ppb	ppb	ppb	ppb	ppb	ppb
Avg	.36520	-6.2900	1.7007	7.1591	.15097	.07917	.71195	-.0114
Stddev	.69780	17.137	2.6113	.4638	.19196	.03191	1.4877	.0239
%RSD	191.07	272.45	153.54	6.4789	127.15	40.301	208.97	208.9
Check ?	Chk Pass	Chk Pass	Chk Pass	Chk Pass	Chk Pass	Chk Pass	Chk Pass	Chk Pass
High Limit								
Low Limit								

Elem	Co2286	Cr2677	Cu3273	Fe2599	K_7664	Li6707	Mg2790	Mn2576
IS Ref	(In2306)	(Y_3600)	(Y_3600)	(Y_3710)	(Y_3710)	(Y_3710)	(Y_3710)	(Y_3600)
Units	ppb	ppb	ppb	ppb	ppb	ppb	ppb	ppb
Avg	-.40036	-.06304	.51392	1.6297	60.521	3.4302	-.06200	.11830
Stddev	.14698	.32628	.10411	1.1948	10.802	1.8234	1.9849	.05528
%RSD	36.713	517.54	20.259	73.313	17.849	53.157	3201.4	46.732
Check ?	Chk Pass	Chk Pass	Chk Pass	Chk Pass	Chk Pass	Chk Pass	Chk Pass	Chk Pass
High Limit								
Low Limit								

Elem	Mo2020	Na5895	Ni2316	Pb2203	Sb2175	Se1960	Sn1899	Ti3372
IS Ref	(Y_2243)	(Y_3710)	(In2306)	(Y_2243)	(Y_2243)	(Y_2243)	(In2306)	(Y_3600)
Units	ppb	ppb	ppb	ppb	ppb	ppb	ppb	ppb
Avg	2.3714	249.15	-.40186	-.49470	-.6084	-.07144	.05541	1.4280
Stddev	.1665	9.00	.34932	.29142	.4931	.61059	.48011	.0486
%RSD	7.0200	3.6126	86.925	58.908	81.05	854.73	866.41	3.4067
Check ?	Chk Pass	Chk Pass	Chk Pass	Chk Pass	Chk Pass	Chk Pass	Chk Pass	Chk Pass
High Limit								
Low Limit								

PDF created with pdfFactory Pro trial version www.pdffactory.com

Sample Name: CCB Acquired: 8/1/2016 12:24:59 Type: QC
Method: ICP I9 Method 200.7-6010(v140) Mode: CONC Corr. Factor: 1.000000
User: analyst Custom ID1: Custom ID2: Custom ID3:
Comment:

Elem	Tl1908	V_2908	Zn2062	Si2516	Sr3464
IS Ref	(In2306)	(Y_3710)	(In2306)	(Y_3710)	(Y_3710)
Units	ppb	ppb	ppb	ppb	ppb
Avg	.38382	.92254	.10133	-22.855	-1.1413
Stddev	.35079	3.3565	.09348	5.140	4.7885
%RSD	91.394	363.84	92.252	22.487	419.57
Check ?	Chk Pass	Chk Pass	Chk Pass	Chk Pass	Chk Pass
High Limit					
Low Limit					

Int. Std.	In2306	Y_2243	Y_3600	Y_3710
Units	Cts/S	Cts/S	Cts/S	Cts/S
Avg	6003.2	3719.7	51895.	6588.7
Stddev	7.9	7.2	90.	46.6
%RSD	.13119	.19450	.17354	.70663

PDF created with pdfFactory Pro trial version www.pdffactory.com

Sample Name: SD 240-67561-b-1-e@5 Acquired: 8/1/2016 12:29:07 Type: Unk
Method: ICP I9 Method 200.7-6010(v140) Mode: CONC Corr. Factor: 1.000000
User: analyst Custom ID1: Custom ID2: Custom ID3:
Comment:

Elem	Ag3280	Al3082	As1890	B_1826	Ba4554	Be3130	Ca3179	Cd2288
IS Ref	(Y_3600)	(Y_3710)	(Y_2243)	(Y_2243)	(Y_3710)	(Y_3710)	(Y_3710)	(Y_2243)
Units	ppb	ppb	ppb	ppb	ppb	ppb	ppb	ppb
Avg	.03050	4057.3	3.4318	122.99	22.534	.15860	5957.1	.1461
Stddev	.29983	14.0	1.2483	.40	.166	.02221	19.7	.0616
%RSD	982.92	.34408	36.375	.32346	.73612	14.004	.33140	42.18
Check ?	Chk Pass	Chk Pass	Chk Pass	Chk Pass	Chk Pass	Chk Pass	Chk Pass	Chk Pass
High Limit								
Low Limit								

Elem	Co2286	Cr2677	Cu3273	Fe2599	K_7664	Li6707	Mg2790	Mn2576
IS Ref	(In2306)	(Y_3600)	(Y_3600)	(Y_3710)	(Y_3710)	(Y_3710)	(Y_3710)	(Y_3600)
Units	ppb	ppb	ppb	ppb	ppb	ppb	ppb	ppb
Avg	.71341	5.6258	4.3456	3020.3	1496.4	7.6984	1999.6	37.522
Stddev	.22652	.2109	.5070	5.1	38.8	.4796	25.8	.067
%RSD	31.751	3.7480	11.667	.17043	2.5896	6.2295	1.2902	.17872
Check ?	Chk Pass	Chk Pass	Chk Pass	Chk Pass	Chk Pass	Chk Pass	Chk Pass	Chk Pass
High Limit								
Low Limit								

Elem	Mo2020	Na5895	Ni2316	Pb2203	Sb2175	Se1960	Sn1899	Ti3372
IS Ref	(Y_2243)	(Y_3710)	(In2306)	(Y_2243)	(Y_2243)	(Y_2243)	(In2306)	(Y_3600)
Units	ppb	ppb	ppb	ppb	ppb	ppb	ppb	ppb
Avg	-.08967	15562.	4.4462	1.8806	-1.808	-.57348	.61053	78.592
Stddev	.39413	65.	.1068	1.3797	1.104	1.6258	.30428	.170
%RSD	439.54	.41448	2.4012	73.366	61.05	283.50	49.838	.21639
Check ?	Chk Pass	Chk Pass	Chk Pass	Chk Pass	Chk Pass	Chk Pass	Chk Pass	Chk Pass
High Limit								
Low Limit								

PDF created with pdfFactory Pro trial version www.pdffactory.com

Sample Name: SD 240-67561-b-1-e@5 Acquired: 8/1/2016 12:29:07 Type: Unk
Method: ICP I9 Method 200.7-6010(v140) Mode: CONC Corr. Factor: 1.000000
User: analyst Custom ID1: Custom ID2: Custom ID3:
Comment:

Elem	Tl1908	V_2908	Zn2062	Si2516	Sr3464
IS Ref	(In2306)	(Y_3710)	(In2306)	(Y_3710)	(Y_3710)
Units	ppb	ppb	ppb	ppb	ppb
Avg	1.0911	7.4097	9.9047	8968.8	12.670
Stddev	.6447	2.5550	.0465	32.5	6.870
%RSD	59.086	34.482	.46916	.36264	54.225
Check ?	Chk Pass	Chk Pass	Chk Pass	Chk Pass	Chk Pass
High Limit					
Low Limit					

Int. Std.	In2306	Y_2243	Y_3600	Y_3710
Units	Cts/S	Cts/S	Cts/S	Cts/S
Avg	5881.7	3722.8	51771.	6758.3
Stddev	11.5	.7	48.	13.9
%RSD	.19531	.01829	.09226	.20616
Check ?	Chk Pass	Chk Pass	Chk Pass	Chk Pass
Value	99.312%	101.02%	99.702%	99.636%
Range				

PDF created with pdfFactory Pro trial version www.pdffactory.com

Sample Name: 240-67561-b-1-f ms Acquired: 8/1/2016 12:33:12 Type: Unk
Method: ICP I9 Method 200.7-6010(v140) Mode: CONC Corr. Factor: 1.000000
User: analyst Custom ID1: Custom ID2: Custom ID3:
Comment:

Elem	Ag3280	Al3082	As1890	B_1826	Ba4554	Be3130	Ca3179
IS Ref	(Y_3600)	(Y_3710)	(Y_2243)	(Y_2243)	(Y_3710)	(Y_3710)	(Y_3710)
Units	ppb	ppb	ppb	ppb	ppb	ppb	ppb
Avg	W 966.68	24508.	W 4895.6	1558.0	F 45121.	48.445	77209.
Stddev	1.14	80.	17.8	5.9	124.	.239	133.
%RSD	.11776	.32610	.36270	.38161	.27373	.49418	.17279
Check ?	Chk Warn	Chk Pass	Chk Warn	Chk Pass	Chk Fail	Chk Pass	Chk Pass
High Limit	100.00		4500.0		20000.		
Low Limit	-500000.		-500000.		-500000.		

Elem	Cd2288	Co2286	Cr2677	Cu3273	Fe2599	K_7664	Li6707
IS Ref	(Y_2243)	(In2306)	(Y_3600)	(Y_3600)	(Y_3710)	(Y_3710)	(Y_3710)
Units	ppb	ppb	ppb	ppb	ppb	ppb	ppb
Avg	960.4	485.52	4669.8	258.69	14287.	56653.	992.53
Stddev	3.4	2.11	4.1	.49	14.	78.	1.07
%RSD	.3549	.43408	.08790	.18987	.09927	.13843	.10748
Check ?	Chk Pass	Chk Pass	Chk Pass	Chk Pass	Chk Pass	Chk Pass	Chk Pass
High Limit							
Low Limit							

Elem	Mg2790	Mn2576	Mo2020	Na5895	Ni2316	Pb2203	Sb2175
IS Ref	(Y_3710)	(Y_3600)	(Y_2243)	(Y_3710)	(In2306)	(Y_2243)	(Y_2243)
Units	ppb	ppb	ppb	ppb	ppb	ppb	ppb
Avg	57621.	628.48	952.09	120220.	506.59	4534.9	466.1
Stddev	134.	2.69	5.73	216.	2.05	26.4	1.9
%RSD	.23326	.42732	.60156	.17978	.40438	.58158	.4021
Check ?	Chk Pass	Chk Pass	Chk Pass	Chk Pass	Chk Pass	Chk Pass	Chk Pass
High Limit							
Low Limit							

PDF created with pdfFactory Pro trial version www.pdffactory.com

Sample Name: 240-67561-b-1-f ms Acquired: 8/1/2016 12:33:12 Type: Unk
Method: ICP I9 Method 200.7-6010(v140) Mode: CONC Corr. Factor: 1.000000
User: analyst Custom ID1: Custom ID2: Custom ID3:
Comment:

Elem	Se1960	Sn1899	Ti3372	Tl1908	V_2908	Zn2062	Si2516
IS Ref	(Y_2243)	(In2306)	(Y_3600)	(In2306)	(Y_3710)	(In2306)	(Y_3710)
Units	ppb	ppb	ppb	ppb	ppb	ppb	ppb
Avg	976.18	1951.3	1331.6	1876.1	511.86	547.99	39742.
Stddev	4.48	11.0	2.6	9.3	2.52	3.15	989.
%RSD	.45852	.56303	.19573	.49780	.49241	.57434	2.4879
Check ?	Chk Pass	Chk Pass	Chk Pass	Chk Pass	Chk Pass	Chk Pass	Chk Pass
High Limit							
Low Limit							

Elem	Sr3464
IS Ref	(Y_3710)
Units	ppb
Avg	1001.4
Stddev	8.5
%RSD	.84694
Check ?	Chk Pass
High Limit	
Low Limit	

Int. Std.	In2306	Y_2243	Y_3600	Y_3710
Units	Cts/S	Cts/S	Cts/S	Cts/S
Avg	5226.4	3544.2	49427.	6761.3
Stddev	6.6	1.7	135.	16.6
%RSD	.12585	.04829	.27319	.24519
Check ?	Chk Pass	Chk Pass	Chk Pass	Chk Pass
Value	88.247%	96.178%	95.187%	99.680%
Range				

PDF created with pdfFactory Pro trial version www.pdffactory.com

Sample Name: 240-67561-b-1-g msd Acquired: 8/1/2016 12:36:59 Type: Unk
Method: ICP I9 Method 200.7-6010(v140) Mode: CONC Corr. Factor: 1.000000
User: analyst Custom ID1: Custom ID2: Custom ID3:
Comment:

Elem	Ag3280	Al3082	As1890	B_1826	Ba4554	Be3130	Ca3179
IS Ref	(Y_3600)	(Y_3710)	(Y_2243)	(Y_2243)	(Y_3710)	(Y_3710)	(Y_3710)
Units	ppb	ppb	ppb	ppb	ppb	ppb	ppb
Avg	W 965.08	27460.	F 5050.3	1651.9	F 47456.	50.431	81374.
Stddev	3.53	50.	13.2	7.5	292.	.067	216.
%RSD	.36597	.18268	.26069	.45293	.61555	.13190	.26524
Check ?	Chk Warn	Chk Pass	Chk Fail	Chk Pass	Chk Fail	Chk Pass	Chk Pass
High Limit	100.00		5000.0		20000.		
Low Limit	-500000.		-500000.		-500000.		

Elem	Cd2288	Co2286	Cr2677	Cu3273	Fe2599	K_7664	Li6707
IS Ref	(Y_2243)	(In2306)	(Y_3600)	(Y_3600)	(Y_3710)	(Y_3710)	(Y_3710)
Units	ppb	ppb	ppb	ppb	ppb	ppb	ppb
Avg	992.6	502.11	4827.7	271.47	15681.	59315.	1033.5
Stddev	4.6	2.53	3.9	1.10	40.	125.	2.3
%RSD	.4621	.50336	.08075	.40381	.25749	.21067	.22706
Check ?	Chk Pass	Chk Pass	Chk Pass	Chk Pass	Chk Pass	Chk Pass	Chk Pass
High Limit							
Low Limit							

Elem	Mg2790	Mn2576	Mo2020	Na5895	Ni2316	Pb2203	Sb2175
IS Ref	(Y_3710)	(Y_3600)	(Y_2243)	(Y_3710)	(In2306)	(Y_2243)	(Y_2243)
Units	ppb	ppb	ppb	ppb	ppb	ppb	ppb
Avg	60081.	678.16	982.35	128540.	522.89	4670.0	478.5
Stddev	190.	.87	7.49	177.	1.30	18.6	3.6
%RSD	.31691	.12824	.76243	.13777	.24883	.39851	.7472
Check ?	Chk Pass	Chk Pass	Chk Pass	Chk Pass	Chk Pass	Chk Pass	Chk Pass
High Limit							
Low Limit							

PDF created with pdfFactory Pro trial version www.pdffactory.com

Sample Name: 240-67561-b-1-g msd Acquired: 8/1/2016 12:36:59 Type: Unk
Method: ICP I9 Method 200.7-6010(v140) Mode: CONC Corr. Factor: 1.000000
User: analyst Custom ID1: Custom ID2: Custom ID3:
Comment:

Elem	Se1960	Sn1899	Ti3372	Tl1908	V_2908	Zn2062	Si2516
IS Ref	(Y_2243)	(In2306)	(Y_3600)	(In2306)	(Y_3710)	(In2306)	(Y_3710)
Units	ppb	ppb	ppb	ppb	ppb	ppb	ppb
Avg	1007.3	2005.9	1416.3	1930.3	530.56	568.07	54301.
Stddev	2.2	10.8	2.6	8.3	.99	1.82	184.
%RSD	.22055	.53874	.18400	.42920	.18740	.32115	.33832
Check ?	Chk Pass	Chk Pass	Chk Pass	Chk Pass	Chk Pass	Chk Pass	Chk Pass
High Limit							
Low Limit							

Elem	Sr3464
IS Ref	(Y_3710)
Units	ppb
Avg	1035.0
Stddev	4.6
%RSD	.44477
Check ?	Chk Pass
High Limit	
Low Limit	

Int. Std.	In2306	Y_2243	Y_3600	Y_3710
Units	Cts/S	Cts/S	Cts/S	Cts/S
Avg	5237.4	3565.7	49652.	6825.3
Stddev	6.0	3.9	94.	27.4
%RSD	.11527	.10866	.18903	.40214
Check ?	Chk Pass	Chk Pass	Chk Pass	Chk Pass
Value	88.434%	96.759%	95.621%	100.62%
Range				

PDF created with pdfFactory Pro trial version www.pdffactory.com

Sample Name: PDS 240-67561-b-1-e Acquired: 8/1/2016 12:40:46 Type: Unk
Method: ICP I9 Method 200.7-6010(v140) Mode: CONC Corr. Factor: 1.000000
User: analyst Custom ID1: Custom ID2: Custom ID3:
Comment:

Elem	Ag3280	Al3082	As1890	B_1826	Ba4554	Be3130	Ca3179	Cd2288
IS Ref	(Y_3600)	(Y_3710)	(Y_2243)	(Y_2243)	(Y_3710)	(Y_3710)	(Y_3710)	(Y_2243)
Units	ppb	ppb	ppb	ppb	ppb	ppb	ppb	ppb
Avg	43.900	2009.3	1985.6	1025.2	1939.2	50.149	51289.	49.80
Stddev	.524	14.7	6.1	.3	6.1	.225	315.	.25
%RSD	1.1944	.73070	.30817	.02878	.31207	.44857	.61453	.5059
Check ?	Chk Pass	Chk Pass	Chk Pass	Chk Pass	Chk Pass	Chk Pass	Chk Pass	Chk Pass
High Limit								
Low Limit								

Elem	Co2286	Cr2677	Cu3273	Fe2599	K_7664	Li6707	Mg2790	Mn2576
IS Ref	(In2306)	(Y_3600)	(Y_3600)	(Y_3710)	(Y_3710)	(Y_3710)	(Y_3710)	(Y_3600)
Units	ppb	ppb	ppb	ppb	ppb	ppb	ppb	ppb
Avg	487.35	194.76	242.50	1018.8	49734.	1005.3	49752.	487.88
Stddev	2.39	.58	1.70	2.7	266.	5.9	234.	1.14
%RSD	.48988	.29758	.70107	.26278	.53574	.58752	.47102	.23277
Check ?	Chk Pass	Chk Pass	Chk Pass	Chk Pass	Chk Pass	Chk Pass	Chk Pass	Chk Pass
High Limit								
Low Limit								

Elem	Mo2020	Na5895	Ni2316	Pb2203	Sb2175	Se1960	Sn1899	Ti3372
IS Ref	(Y_2243)	(Y_3710)	(In2306)	(Y_2243)	(Y_2243)	(Y_2243)	(In2306)	(Y_3600)
Units	ppb	ppb	ppb	ppb	ppb	ppb	ppb	ppb
Avg	1017.5	49505.	494.99	482.36	507.6	2020.8	2035.0	1000.9
Stddev	3.0	227.	.95	.79	1.4	4.9	10.6	1.0
%RSD	.29341	.45916	.19211	.16306	.2786	.24422	.52298	.10404
Check ?	Chk Pass	Chk Pass	Chk Pass	Chk Pass	Chk Pass	Chk Pass	Chk Pass	Chk Pass
High Limit								
Low Limit								

PDF created with pdfFactory Pro trial version www.pdffactory.com

Sample Name: PDS 240-67561-b-1-e Acquired: 8/1/2016 12:40:46 Type: Unk
Method: ICP I9 Method 200.7-6010(v140) Mode: CONC Corr. Factor: 1.000000
User: analyst Custom ID1: Custom ID2: Custom ID3:
Comment:

Elem	Tl1908	V_2908	Zn2062	Si2516	Sr3464
IS Ref	(In2306)	(Y_3710)	(In2306)	(Y_3710)	(Y_3710)
Units	ppb	ppb	ppb	ppb	ppb
Avg	1960.9	501.91	504.62	1171.9	1006.4
Stddev	4.0	1.71	.85	17.0	1.4
%RSD	.20560	.34064	.16790	1.4540	.13607
Check ?	Chk Pass	Chk Pass	Chk Pass	Chk Pass	Chk Pass
High Limit					
Low Limit					

Int. Std.	In2306	Y_2243	Y_3600	Y_3710
Units	Cts/S	Cts/S	Cts/S	Cts/S
Avg	5415.9	3565.0	49319.	6559.6
Stddev	10.7	8.3	47.	47.4
%RSD	.19844	.23401	.09534	.72253
Check ?	Chk Pass	Chk Pass	Chk Pass	Chk Pass
Value	91.446%	96.741%	94.978%	96.706%
Range				

PDF created with pdfFactory Pro trial version www.pdffactory.com

Sample Name: CCV-2632473 Acquired: 8/1/2016 12:44:27 Type: QC
Method: ICP I9 Method 200.7-6010(v140) Mode: CONC Corr. Factor: 1.000000
User: analyst Custom ID1: Custom ID2: Custom ID3:
Comment:

Elem	Ag3280	Al3082	As1890	B_1826	Ba4554	Be3130	Ca3179	Cd2288
IS Ref	(Y_3600)	(Y_3710)	(Y_2243)	(Y_2243)	(Y_3710)	(Y_3710)	(Y_3710)	(Y_2243)
Units	ppb	ppb	ppb	ppb	ppb	ppb	ppb	ppb
Avg	995.79	25318.	494.23	5037.2	1945.8	1993.2	51481.	493.5
Stddev	2.82	109.	1.95	4.5	1.5	4.8	241.	1.0
%RSD	.28284	.42984	.39519	.09030	.07514	.24126	.46894	.2006
Check ?	Chk Pass	Chk Pass	Chk Pass	Chk Pass	Chk Pass	Chk Pass	Chk Pass	Chk Pass
Value								
Range								

Elem	Co2286	Cr2677	Cu3273	Fe2599	K_7664	Li6707	Mg2790	Mn2576
IS Ref	(In2306)	(Y_3600)	(Y_3600)	(Y_3710)	(Y_3710)	(Y_3710)	(Y_3710)	(Y_3600)
Units	ppb	ppb	ppb	ppb	ppb	ppb	ppb	ppb
Avg	1961.6	1923.8	1936.2	25179.	49947.	4982.7	49818.	1937.7
Stddev	4.7	8.0	6.6	49.	112.	8.4	152.	6.0
%RSD	.24121	.41384	.33935	.19385	.22508	.16862	.30590	.30773
Check ?	Chk Pass	Chk Pass	Chk Pass	Chk Pass	Chk Pass	Chk Pass	Chk Pass	Chk Pass
Value								
Range								

Elem	Mo2020	Na5895	Ni2316	Pb2203	Sb2175	Se1960	Sn1899	Ti3372
IS Ref	(Y_2243)	(Y_3710)	(In2306)	(Y_2243)	(Y_2243)	(Y_2243)	(In2306)	(Y_3600)
Units	ppb	ppb	ppb	ppb	ppb	ppb	ppb	ppb
Avg	1987.3	49634.	1972.7	477.69	504.3	505.52	5048.2	4951.4
Stddev	8.0	120.	4.8	.31	.5	2.40	15.2	14.2
%RSD	.40150	.24230	.24370	.06463	.0972	.47446	.30063	.28756
Check ?	Chk Pass	Chk Pass	Chk Pass	Chk Pass	Chk Pass	Chk Pass	Chk Pass	Chk Pass
Value								
Range								

PDF created with pdfFactory Pro trial version www.pdffactory.com

Sample Name: CCV-2632473 Acquired: 8/1/2016 12:44:27 Type: QC
Method: ICP I9 Method 200.7-6010(v140) Mode: CONC Corr. Factor: 1.000000
User: analyst Custom ID1: Custom ID2: Custom ID3:
Comment:

Elem	Tl1908	V_2908	Zn2062	Si2516	Sr3464
IS Ref	(In2306)	(Y_3710)	(In2306)	(Y_3710)	(Y_3710)
Units	ppb	ppb	ppb	ppb	ppb
Avg	986.51	1991.1	2020.0	5336.1	4946.8
Stddev	4.38	12.0	4.3	64.8	7.6
%RSD	.44357	.60396	.21117	1.2137	.15385
Check ?	Chk Pass	Chk Pass	Chk Pass	Chk Pass	Chk Pass
Value					
Range					

Int. Std.	In2306	Y_2243	Y_3600	Y_3710
Units	Cts/S	Cts/S	Cts/S	Cts/S
Avg	5336.9	3575.8	49353.	6548.8
Stddev	10.4	6.3	153.	44.4
%RSD	.19492	.17749	.30959	.67869

PDF created with pdfFactory Pro trial version www.pdffactory.com

Sample Name: CCB Acquired: 8/1/2016 12:48:09 Type: QC
Method: ICP I9 Method 200.7-6010(v140) Mode: CONC Corr. Factor: 1.000000
User: analyst Custom ID1: Custom ID2: Custom ID3:
Comment:

Elem	Ag3280	Al3082	As1890	B_1826	Ba4554	Be3130	Ca3179	Cd2288
IS Ref	(Y_3600)	(Y_3710)	(Y_2243)	(Y_2243)	(Y_3710)	(Y_3710)	(Y_3710)	(Y_2243)
Units	ppb	ppb	ppb	ppb	ppb	ppb	ppb	ppb
Avg	.41638	-14.306	2.4710	9.1420	.40694	.14345	3.4246	.0183
Stddev	.30678	8.767	1.9283	.5639	.14067	.11367	2.8321	.0371
%RSD	73.678	61.282	78.036	6.1683	34.567	79.235	82.701	203.1
Check ?	Chk Pass	Chk Pass	Chk Pass	Chk Pass	Chk Pass	Chk Pass	Chk Pass	Chk Pass
High Limit								
Low Limit								

Elem	Co2286	Cr2677	Cu3273	Fe2599	K_7664	Li6707	Mg2790	Mn2576
IS Ref	(In2306)	(Y_3600)	(Y_3600)	(Y_3710)	(Y_3710)	(Y_3710)	(Y_3710)	(Y_3600)
Units	ppb	ppb	ppb	ppb	ppb	ppb	ppb	ppb
Avg	-.14899	.41435	-.51465	2.1858	74.139	4.3907	-3.7206	.19914
Stddev	.18628	.36474	.45303	.3941	22.921	1.7248	12.487	.02163
%RSD	125.03	88.026	88.028	18.030	30.916	39.283	335.61	10.863
Check ?	Chk Pass	Chk Pass	Chk Pass	Chk Pass	Chk Pass	Chk Pass	Chk Pass	Chk Pass
High Limit								
Low Limit								

Elem	Mo2020	Na5895	Ni2316	Pb2203	Sb2175	Se1960	Sn1899	Ti3372
IS Ref	(Y_2243)	(Y_3710)	(In2306)	(Y_2243)	(Y_2243)	(Y_2243)	(In2306)	(Y_3600)
Units	ppb	ppb	ppb	ppb	ppb	ppb	ppb	ppb
Avg	3.1196	201.50	-.36799	-1.0672	.7177	-2.3047	-.03702	1.5206
Stddev	.1885	3.62	.13742	1.7091	1.426	2.5124	.21899	.1484
%RSD	6.0421	1.7982	37.343	160.15	198.7	109.02	591.58	9.7596
Check ?	Chk Pass	Chk Pass	Chk Pass	Chk Pass	Chk Pass	Chk Pass	Chk Pass	Chk Pass
High Limit								
Low Limit								

PDF created with pdfFactory Pro trial version www.pdffactory.com

Sample Name: CCB Acquired: 8/1/2016 12:48:09 Type: QC
Method: ICP I9 Method 200.7-6010(v140) Mode: CONC Corr. Factor: 1.000000
User: analyst Custom ID1: Custom ID2: Custom ID3:
Comment:

Elem	Tl1908	V_2908	Zn2062	Si2516	Sr3464
IS Ref	(In2306)	(Y_3710)	(In2306)	(Y_3710)	(Y_3710)
Units	ppb	ppb	ppb	ppb	ppb
Avg	.26086	1.4431	.20218	-33.157	2.0408
Stddev	.21009	2.2486	.09395	.792	2.2094
%RSD	80.539	155.82	46.467	2.3899	108.26
Check ?	Chk Pass	Chk Pass	Chk Pass	Chk Pass	Chk Pass
High Limit					
Low Limit					

Int. Std.	In2306	Y_2243	Y_3600	Y_3710
Units	Cts/S	Cts/S	Cts/S	Cts/S
Avg	6000.6	3723.7	52285.	6679.0
Stddev	5.2	3.0	77.	7.2
%RSD	.08635	.08169	.14747	.10826

PDF created with pdfFactory Pro trial version www.pdffactory.com

Sample Name: 240-67647-p-2-a Acquired: 8/1/2016 13:29:15 Type: Unk
Method: ICP I9 Method 200.7-6010(v140) Mode: CONC Corr. Factor: 1.000000
User: analyst Custom ID1: Custom ID2: Custom ID3:
Comment:

Elem	Ag3280	Al3082	As1890	B_1826	Ba4554	Be3130	Ca3179
IS Ref	(Y_3600)	(Y_3710)	(Y_2243)	(Y_2243)	(Y_3710)	(Y_3710)	(Y_3710)
Units	ppb	ppb	ppb	ppb	ppb	ppb	ppb
Avg	-.12452	4.8631	2.8237	257.20	165.14	.09829	126890.
Stddev	.04793	15.488	.9233	.54	.13	.10645	191.
%RSD	38.488	318.47	32.697	.21175	.08112	108.30	.15032
Check ?	Chk Pass	Chk Pass	Chk Pass	Chk Pass	Chk Pass	Chk Pass	Chk Pass
High Limit							
Low Limit							

Elem	Cd2288	Co2286	Cr2677	Cu3273	Fe2599	K_7664	Li6707
IS Ref	(Y_2243)	(In2306)	(Y_3600)	(Y_3600)	(Y_3710)	(Y_3710)	(Y_3710)
Units	ppb	ppb	ppb	ppb	ppb	ppb	ppb
Avg	.0682	-.08193	.65275	1.0943	6.0558	5896.8	18.667
Stddev	.3672	.15430	.39703	.5567	.1355	27.6	1.527
%RSD	538.2	188.32	60.825	50.874	2.2374	.46726	8.1797
Check ?	Chk Pass	Chk Pass	Chk Pass	Chk Pass	Chk Pass	Chk Pass	Chk Pass
High Limit							
Low Limit							

Elem	Mg2790	Mn2576	Mo2020	Na5895	Ni2316	Pb2203	Sb2175
IS Ref	(Y_3710)	(Y_3600)	(Y_2243)	(Y_3710)	(In2306)	(Y_2243)	(Y_2243)
Units	ppb	ppb	ppb	ppb	ppb	ppb	ppb
Avg	13274.	1.9821	20.251	199150.	2.1365	.29716	.5835
Stddev	34.	.0162	.192	202.	.4947	.93874	1.450
%RSD	.25247	.81557	.95015	.10152	23.154	315.90	248.5
Check ?	Chk Pass	Chk Pass	Chk Pass	Chk Pass	Chk Pass	Chk Pass	Chk Pass
High Limit							
Low Limit							

PDF created with pdfFactory Pro trial version www.pdffactory.com

Sample Name: 240-67647-p-2-a Acquired: 8/1/2016 13:29:15 Type: Unk
Method: ICP I9 Method 200.7-6010(v140) Mode: CONC Corr. Factor: 1.000000
User: analyst Custom ID1: Custom ID2: Custom ID3:
Comment:

Elem	Se1960	Sn1899	Ti3372	Tl1908	V_2908	Zn2062	Si2516
IS Ref	(Y_2243)	(In2306)	(Y_3600)	(In2306)	(Y_3710)	(In2306)	(Y_3710)
Units	ppb	ppb	ppb	ppb	ppb	ppb	ppb
Avg	-.55341	.29449	.11669	1.6354	-.52187	2.3991	8335.1
Stddev	1.6403	.15158	.15938	.9405	1.7439	.0737	17.4
%RSD	296.40	51.472	136.58	57.508	334.17	3.0724	.20868
Check ?	Chk Pass	Chk Pass	Chk Pass	Chk Pass	Chk Pass	Chk Pass	Chk Pass
High Limit							
Low Limit							

Elem	Sr3464
IS Ref	(Y_3710)
Units	ppb
Avg	335.38
Stddev	5.87
%RSD	1.7495
Check ?	Chk Pass
High Limit	
Low Limit	

Int. Std.	In2306	Y_2243	Y_3600	Y_3710
Units	Cts/S	Cts/S	Cts/S	Cts/S
Avg	5285.9	3529.8	48273.	6628.0
Stddev	8.8	3.8	28.	16.1
%RSD	.16604	.10659	.05800	.24244
Check ?	Chk Pass	Chk Pass	Chk Pass	Chk Pass
Value	89.252%	95.787%	92.966%	97.715%
Range				

PDF created with pdfFactory Pro trial version www.pdffactory.com

Sample Name: SD 240-67647-p-2-a@5 Acquired: 8/1/2016 13:33:21 Type: Unk
Method: ICP I9 Method 200.7-6010(v140) Mode: CONC Corr. Factor: 1.000000
User: analyst Custom ID1: Custom ID2: Custom ID3:
Comment:

Elem	Ag3280	Al3082	As1890	B_1826	Ba4554	Be3130	Ca3179	Cd2288
IS Ref	(Y_3600)	(Y_3710)	(Y_2243)	(Y_2243)	(Y_3710)	(Y_3710)	(Y_3710)	(Y_2243)
Units	ppb	ppb	ppb	ppb	ppb	ppb	ppb	ppb
Avg	-.15313	3.7973	-.10588	50.290	34.142	-.05180	26228.	.0678
Stddev	.30329	5.5601	.21025	.476	.136	.04149	124.	.0903
%RSD	198.07	146.42	198.58	.94707	.39768	80.091	.47268	133.1
Check ?	Chk Pass	Chk Pass	Chk Pass	Chk Pass	Chk Pass	Chk Pass	Chk Pass	Chk Pass
High Limit								
Low Limit								

Elem	Co2286	Cr2677	Cu3273	Fe2599	K_7664	Li6707	Mg2790	Mn2576
IS Ref	(In2306)	(Y_3600)	(Y_3600)	(Y_3710)	(Y_3710)	(Y_3710)	(Y_3710)	(Y_3600)
Units	ppb	ppb	ppb	ppb	ppb	ppb	ppb	ppb
Avg	-.35420	.31884	.15145	2.1554	1198.8	7.8452	2792.7	.88654
Stddev	.30046	.16363	.73711	1.3928	9.0	2.3886	19.1	.03879
%RSD	84.828	51.318	486.71	64.619	.75014	30.447	.68413	4.3757
Check ?	Chk Pass	Chk Pass	Chk Pass	Chk Pass	Chk Pass	Chk Pass	Chk Pass	Chk Pass
High Limit								
Low Limit								

Elem	Mo2020	Na5895	Ni2316	Pb2203	Sb2175	Se1960	Sn1899	Ti3372
IS Ref	(Y_2243)	(Y_3710)	(In2306)	(Y_2243)	(Y_2243)	(Y_2243)	(In2306)	(Y_3600)
Units	ppb	ppb	ppb	ppb	ppb	ppb	ppb	ppb
Avg	3.1339	41283.	-.01095	-.88793	.2271	-1.7419	.03124	-.08399
Stddev	.4036	101.	.25993	1.5396	3.124	1.6778	.57033	.14242
%RSD	12.877	.24439	2374.4	173.40	1375.	96.321	1825.6	169.57
Check ?	Chk Pass	Chk Pass	Chk Pass	Chk Pass	Chk Pass	Chk Pass	Chk Pass	Chk Pass
High Limit								
Low Limit								

PDF created with pdfFactory Pro trial version www.pdffactory.com

Sample Name: SD 240-67647-p-2-a@5 Acquired: 8/1/2016 13:33:21 Type: Unk
Method: ICP I9 Method 200.7-6010(v140) Mode: CONC Corr. Factor: 1.000000
User: analyst Custom ID1: Custom ID2: Custom ID3:
Comment:

Elem	Tl1908	V_2908	Zn2062	Si2516	Sr3464
IS Ref	(In2306)	(Y_3710)	(In2306)	(Y_3710)	(Y_3710)
Units	ppb	ppb	ppb	ppb	ppb
Avg	.51939	-.30428	1.1390	1693.0	71.158
Stddev	.39883	.90556	.0415	7.5	4.184
%RSD	76.788	297.60	3.6454	.44145	5.8799
Check ?	Chk Pass	Chk Pass	Chk Pass	Chk Pass	Chk Pass
High Limit					
Low Limit					

Int. Std.	In2306	Y_2243	Y_3600	Y_3710
Units	Cts/S	Cts/S	Cts/S	Cts/S
Avg	5736.4	3661.9	50436.	6592.0
Stddev	10.2	6.4	70.	26.1
%RSD	.17729	.17364	.13861	.39638
Check ?	Chk Pass	Chk Pass	Chk Pass	Chk Pass
Value	96.858%	99.372%	97.130%	97.183%
Range				

PDF created with pdfFactory Pro trial version www.pdffactory.com

Sample Name: 240-67647-p-2-b ms Acquired: 8/1/2016 13:37:28 Type: Unk
Method: ICP I9 Method 200.7-6010(v140) Mode: CONC Corr. Factor: 1.000000
User: analyst Custom ID1: Custom ID2: Custom ID3:
Comment:

Elem	Ag3280	Al3082	As1890	B_1826	Ba4554	Be3130	Ca3179
IS Ref	(Y_3600)	(Y_3710)	(Y_2243)	(Y_2243)	(Y_3710)	(Y_3710)	(Y_3710)
Units	ppb	ppb	ppb	ppb	ppb	ppb	ppb
Avg	51.595	2071.8	2103.8	1312.2	2125.4	50.343	181700.
Stddev	.501	13.0	10.0	6.2	2.8	.413	825.
%RSD	.97075	.62794	.47582	.47451	.13056	.82023	.45413
Check ?	Chk Pass	Chk Pass	Chk Pass	Chk Pass	Chk Pass	Chk Pass	Chk Pass
High Limit							
Low Limit							

Elem	Cd2288	Co2286	Cr2677	Cu3273	Fe2599	K_7664	Li6707
IS Ref	(Y_2243)	(In2306)	(Y_3600)	(Y_3600)	(Y_3710)	(Y_3710)	(Y_3710)
Units	ppb	ppb	ppb	ppb	ppb	ppb	ppb
Avg	51.54	498.36	198.07	252.99	1019.2	57062.	1036.6
Stddev	.17	4.11	.33	.72	6.0	196.	.9
%RSD	.3354	.82510	.16431	.28335	.58490	.34423	.08508
Check ?	Chk Pass	Chk Pass	Chk Pass	Chk Pass	Chk Pass	Chk Pass	Chk Pass
High Limit							
Low Limit							

Elem	Mg2790	Mn2576	Mo2020	Na5895	Ni2316	Pb2203	Sb2175
IS Ref	(Y_3710)	(Y_3600)	(Y_2243)	(Y_3710)	(In2306)	(Y_2243)	(Y_2243)
Units	ppb	ppb	ppb	ppb	ppb	ppb	ppb
Avg	63289.	501.38	1009.1	256040.	508.76	477.22	515.5
Stddev	193.	.86	10.2	1858.	3.32	5.35	5.3
%RSD	.30551	.17201	1.0092	.72579	.65335	1.1214	1.032
Check ?	Chk Pass	Chk Pass	Chk Pass	Chk Pass	Chk Pass	Chk Pass	Chk Pass
High Limit							
Low Limit							

PDF created with pdfFactory Pro trial version www.pdffactory.com

Sample Name: 240-67647-p-2-b ms Acquired: 8/1/2016 13:37:28 Type: Unk
Method: ICP I9 Method 200.7-6010(v140) Mode: CONC Corr. Factor: 1.000000
User: analyst Custom ID1: Custom ID2: Custom ID3:
Comment:

Elem	Se1960	Sn1899	Ti3372	Tl1908	V_2908	Zn2062	Si2516
IS Ref	(Y_2243)	(In2306)	(Y_3600)	(In2306)	(Y_3710)	(In2306)	(Y_3710)
Units	ppb	ppb	ppb	ppb	ppb	ppb	ppb
Avg	2111.9	2057.9	1009.5	1927.3	503.66	522.71	9876.9
Stddev	13.9	15.2	1.3	21.4	5.56	3.80	78.1
%RSD	.65940	.73749	.13248	1.1086	1.1036	.72668	.79085
Check ?	Chk Pass	Chk Pass	Chk Pass	Chk Pass	Chk Pass	Chk Pass	Chk Pass
High Limit							
Low Limit							

Elem	Sr3464
IS Ref	(Y_3710)
Units	ppb
Avg	1317.5
Stddev	9.5
%RSD	.71832
Check ?	Chk Pass
High Limit	
Low Limit	

Int. Std.	In2306	Y_2243	Y_3600	Y_3710
Units	Cts/S	Cts/S	Cts/S	Cts/S
Avg	5065.7	3447.4	47141.	6571.8
Stddev	9.5	4.5	27.	39.6
%RSD	.18802	.13114	.05771	.60199
Check ?	Chk Pass	Chk Pass	Chk Pass	Chk Pass
Value	85.533%	93.550%	90.784%	96.886%
Range				

PDF created with pdfFactory Pro trial version www.pdffactory.com

Sample Name: 240-67647-p-2-c msd Acquired: 8/1/2016 13:41:16 Type: Unk
Method: ICP I9 Method 200.7-6010(v140) Mode: CONC Corr. Factor: 1.000000
User: analyst Custom ID1: Custom ID2: Custom ID3:
Comment:

Elem	Ag3280	Al3082	As1890	B_1826	Ba4554	Be3130	Ca3179
IS Ref	(Y_3600)	(Y_3710)	(Y_2243)	(Y_2243)	(Y_3710)	(Y_3710)	(Y_3710)
Units	ppb	ppb	ppb	ppb	ppb	ppb	ppb
Avg	51.313	2026.0	2087.2	1307.3	2106.6	50.174	179750.
Stddev	.530	37.7	15.3	9.0	.6	.208	545.
%RSD	1.0324	1.8585	.73510	.68504	.02636	.41483	.30345
Check ?	Chk Pass	Chk Pass	Chk Pass	Chk Pass	Chk Pass	Chk Pass	Chk Pass
High Limit							
Low Limit							

Elem	Cd2288	Co2286	Cr2677	Cu3273	Fe2599	K_7664	Li6707
IS Ref	(Y_2243)	(In2306)	(Y_3600)	(Y_3600)	(Y_3710)	(Y_3710)	(Y_3710)
Units	ppb	ppb	ppb	ppb	ppb	ppb	ppb
Avg	50.87	492.64	194.98	249.19	1011.7	56498.	1028.6
Stddev	.41	2.94	.25	1.17	1.5	128.	3.3
%RSD	.8078	.59781	.12746	.46830	.15045	.22741	.31657
Check ?	Chk Pass	Chk Pass	Chk Pass	Chk Pass	Chk Pass	Chk Pass	Chk Pass
High Limit							
Low Limit							

Elem	Mg2790	Mn2576	Mo2020	Na5895	Ni2316	Pb2203	Sb2175
IS Ref	(Y_3710)	(Y_3600)	(Y_2243)	(Y_3710)	(In2306)	(Y_2243)	(Y_2243)
Units	ppb	ppb	ppb	ppb	ppb	ppb	ppb
Avg	62613.	495.11	1003.3	251580.	507.38	472.47	515.1
Stddev	198.	.15	9.2	3720.	10.44	1.91	3.0
%RSD	.31641	.03046	.91470	1.4786	2.0581	.40393	.5893
Check ?	Chk Pass	Chk Pass	Chk Pass	Chk Pass	Chk Pass	Chk Pass	Chk Pass
High Limit							
Low Limit							

PDF created with pdfFactory Pro trial version www.pdffactory.com

Sample Name: 240-67647-p-2-c msd Acquired: 8/1/2016 13:41:16 Type: Unk
Method: ICP I9 Method 200.7-6010(v140) Mode: CONC Corr. Factor: 1.000000
User: analyst Custom ID1: Custom ID2: Custom ID3:
Comment:

Elem	Se1960	Sn1899	Ti3372	Tl1908	V_2908	Zn2062	Si2516
IS Ref	(Y_2243)	(In2306)	(Y_3600)	(In2306)	(Y_3710)	(In2306)	(Y_3710)
Units	ppb	ppb	ppb	ppb	ppb	ppb	ppb
Avg	2101.2	2038.3	997.29	1906.7	501.89	523.14	9800.0
Stddev	18.1	16.7	.34	23.9	1.97	13.57	75.3
%RSD	.86078	.81909	.03420	1.2528	.39203	2.5934	.76814
Check ?	Chk Pass	Chk Pass	Chk Pass	Chk Pass	Chk Pass	Chk Pass	Chk Pass
High Limit							
Low Limit							

Elem	Sr3464
IS Ref	(Y_3710)
Units	ppb
Avg	1316.4
Stddev	6.7
%RSD	.50658
Check ?	Chk Pass
High Limit	
Low Limit	

Int. Std.	In2306	Y_2243	Y_3600	Y_3710
Units	Cts/S	Cts/S	Cts/S	Cts/S
Avg	5060.7	3439.9	47312.	6587.4
Stddev	43.5	25.6	37.	11.4
%RSD	.85901	.74503	.07837	.17233
Check ?	Chk Pass	Chk Pass	Chk Pass	Chk Pass
Value	85.450%	93.345%	91.115%	97.116%
Range				

PDF created with pdfFactory Pro trial version www.pdffactory.com

Sample Name: PDS 240-67647-p-2-a Acquired: 8/1/2016 13:45:05 Type: Unk
Method: ICP I9 Method 200.7-6010(v140) Mode: CONC Corr. Factor: 1.000000
User: analyst Custom ID1: Custom ID2: Custom ID3:
Comment:

Elem	Ag3280	Al3082	As1890	B_1826	Ba4554	Be3130	Ca3179
IS Ref	(Y_3600)	(Y_3710)	(Y_2243)	(Y_2243)	(Y_3710)	(Y_3710)	(Y_3710)
Units	ppb	ppb	ppb	ppb	ppb	ppb	ppb
Avg	47.763	2031.9	2061.8	1322.8	2115.6	50.567	178000.
Stddev	.316	3.3	8.7	3.3	4.2	.203	811.
%RSD	.66107	.16405	.42366	.24597	.20024	.40236	.45563
Check ?	Chk Pass	Chk Pass	Chk Pass	Chk Pass	Chk Pass	Chk Pass	Chk Pass
High Limit							
Low Limit							

Elem	Cd2288	Co2286	Cr2677	Cu3273	Fe2599	K_7664	Li6707
IS Ref	(Y_2243)	(In2306)	(Y_3600)	(Y_3600)	(Y_3710)	(Y_3710)	(Y_3710)
Units	ppb	ppb	ppb	ppb	ppb	ppb	ppb
Avg	51.24	499.31	195.75	251.63	1022.4	57188.	1055.2
Stddev	.58	2.91	.89	1.16	3.8	159.	4.5
%RSD	1.127	.58270	.45697	.45983	.36775	.27840	.42734
Check ?	Chk Pass	Chk Pass	Chk Pass	Chk Pass	Chk Pass	Chk Pass	Chk Pass
High Limit							
Low Limit							

Elem	Mg2790	Mn2576	Mo2020	Na5895	Ni2316	Pb2203	Sb2175
IS Ref	(Y_3710)	(Y_3600)	(Y_2243)	(Y_3710)	(In2306)	(Y_2243)	(Y_2243)
Units	ppb	ppb	ppb	ppb	ppb	ppb	ppb
Avg	62703.	493.40	1002.3	245530.	504.62	475.11	501.3
Stddev	213.	1.52	8.6	1243.	2.74	1.44	3.9
%RSD	.33987	.30807	.85795	.50640	.54359	.30273	.7786
Check ?	Chk Pass	Chk Pass	Chk Pass	Chk Pass	Chk Pass	Chk Pass	Chk Pass
High Limit							
Low Limit							

PDF created with pdfFactory Pro trial version www.pdffactory.com

Sample Name: PDS 240-67647-p-2-a Acquired: 8/1/2016 13:45:05 Type: Unk
Method: ICP I9 Method 200.7-6010(v140) Mode: CONC Corr. Factor: 1.000000
User: analyst Custom ID1: Custom ID2: Custom ID3:
Comment:

Elem	Se1960	Sn1899	Ti3372	Tl1908	V_2908	Zn2062	Si2516
IS Ref	(Y_2243)	(In2306)	(Y_3600)	(In2306)	(Y_3710)	(In2306)	(Y_3710)
Units	ppb	ppb	ppb	ppb	ppb	ppb	ppb
Avg	2107.0	2031.7	982.54	1959.6	503.26	519.92	9565.9
Stddev	11.2	15.1	2.80	7.8	1.71	3.32	38.7
%RSD	.53007	.74557	.28537	.39978	.33904	.63874	.40448
Check ?	Chk Pass	Chk Pass	Chk Pass	Chk Pass	Chk Pass	Chk Pass	Chk Pass
High Limit							
Low Limit							

Elem	Sr3464
IS Ref	(Y_3710)
Units	ppb
Avg	1322.9
Stddev	3.2
%RSD	.24463
Check ?	Chk Pass
High Limit	
Low Limit	

Int. Std.	In2306	Y_2243	Y_3600	Y_3710
Units	Cts/S	Cts/S	Cts/S	Cts/S
Avg	5087.5	3463.5	47295.	6564.2
Stddev	13.9	11.2	54.	19.5
%RSD	.27417	.32217	.11360	.29700
Check ?	Chk Pass	Chk Pass	Chk Pass	Chk Pass
Value	85.902%	93.987%	91.082%	96.774%
Range				

PDF created with pdfFactory Pro trial version www.pdffactory.com

Sample Name: 240-67646-a-1-a Acquired: 8/1/2016 13:48:54 Type: Unk
Method: ICP I9 Method 200.7-6010(v140) Mode: CONC Corr. Factor: 1.000000
User: analyst Custom ID1: Custom ID2: Custom ID3:
Comment:

Elem	Ag3280	Al3082	As1890	B_1826	Ba4554	Be3130	Ca3179	Cd2288
IS Ref	(Y_3600)	(Y_3710)	(Y_2243)	(Y_2243)	(Y_3710)	(Y_3710)	(Y_3710)	(Y_2243)
Units	ppb	ppb	ppb	ppb	ppb	ppb	ppb	ppb
Avg	.07796	-10.501	1.4125	7.9568	.33026	.03568	22.866	-.0439
Stddev	.40711	3.190	.9061	.3367	.01845	.04296	2.952	.0424
%RSD	522.18	30.377	64.151	4.2311	5.5880	120.41	12.911	96.61
Check ?	Chk Pass	Chk Pass	Chk Pass	Chk Pass	Chk Pass	Chk Pass	Chk Pass	Chk Pass
High Limit								
Low Limit								

Elem	Co2286	Cr2677	Cu3273	Fe2599	K_7664	Li6707	Mg2790	Mn2576
IS Ref	(In2306)	(Y_3600)	(Y_3600)	(Y_3710)	(Y_3710)	(Y_3710)	(Y_3710)	(Y_3600)
Units	ppb	ppb	ppb	ppb	ppb	ppb	ppb	ppb
Avg	-.18901	-.10430	1.0836	1.9498	100.83	6.5889	-6.5404	.32575
Stddev	.19544	.23228	.4084	3.2231	7.40	.3333	10.841	.03439
%RSD	103.40	222.71	37.688	165.31	7.3422	5.0590	165.75	10.556
Check ?	Chk Pass	Chk Pass	Chk Pass	Chk Pass	Chk Pass	Chk Pass	Chk Pass	Chk Pass
High Limit								
Low Limit								

Elem	Mo2020	Na5895	Ni2316	Pb2203	Sb2175	Se1960	Sn1899	Ti3372
IS Ref	(Y_2243)	(Y_3710)	(In2306)	(Y_2243)	(Y_2243)	(Y_2243)	(In2306)	(Y_3600)
Units	ppb	ppb	ppb	ppb	ppb	ppb	ppb	ppb
Avg	2.8448	246.84	-.70541	-.09235	3.492	3.0659	.27469	.27299
Stddev	.3584	7.98	.53310	1.7357	1.309	2.3309	.70191	.12282
%RSD	12.598	3.2312	75.574	1879.5	37.49	76.024	255.53	44.992
Check ?	Chk Pass	Chk Pass	Chk Pass	Chk Pass	Chk Pass	Chk Pass	Chk Pass	Chk Pass
High Limit								
Low Limit								

PDF created with pdfFactory Pro trial version www.pdffactory.com

Sample Name: 240-67646-a-1-a Acquired: 8/1/2016 13:48:54 Type: Unk
Method: ICP I9 Method 200.7-6010(v140) Mode: CONC Corr. Factor: 1.000000
User: analyst Custom ID1: Custom ID2: Custom ID3:
Comment:

Elem	Tl1908	V_2908	Zn2062	Si2516	Sr3464
IS Ref	(In2306)	(Y_3710)	(In2306)	(Y_3710)	(Y_3710)
Units	ppb	ppb	ppb	ppb	ppb
Avg	.00558	.98476	1.1250	27.717	1.9854
Stddev	.59039	1.8839	.0539	4.853	4.7761
%RSD	10581.	191.31	4.7916	17.509	240.57
Check ?	Chk Pass	Chk Pass	Chk Pass	Chk Pass	Chk Pass
High Limit					
Low Limit					

Int. Std.	In2306	Y_2243	Y_3600	Y_3710
Units	Cts/S	Cts/S	Cts/S	Cts/S
Avg	6029.3	3755.3	52419.	6771.0
Stddev	4.8	3.5	76.	28.9
%RSD	.08002	.09223	.14448	.42710
Check ?	Chk Pass	Chk Pass	Chk Pass	Chk Pass
Value	101.80%	101.91%	100.95%	99.823%
Range				

PDF created with pdfFactory Pro trial version www.pdffactory.com

Sample Name: 240-67590-g-1-h Acquired: 8/1/2016 13:53:02 Type: Unk
Method: ICP I9 Method 200.7-6010(v140) Mode: CONC Corr. Factor: 1.000000
User: analyst Custom ID1: Custom ID2: Custom ID3:
Comment:

Elem	Ag3280	Al3082	As1890	B_1826	Ba4554	Be3130
IS Ref	(Y_3600)	(Y_3710)	(Y_2243)	(Y_2243)	(Y_3710)	(Y_3710)
Units	ppb	ppb	ppb	ppb	ppb	ppb
Avg	-.19864	13.839	8.8503	252.51	524.82	.12644
Stddev	.39172	6.008	1.4258	2.88	2.67	.10007
%RSD	197.20	43.413	16.110	1.1418	.50876	79.149
Check ?	Chk Pass	Chk Pass	Chk Pass	Chk Pass	Chk Pass	Chk Pass
High Limit						
Low Limit						

Elem	Ca3179	Cd2288	Co2286	Cr2677	Cu3273	Fe2599
IS Ref	(Y_3710)	(Y_2243)	(In2306)	(Y_3600)	(Y_3600)	(Y_3710)
Units	ppb	ppb	ppb	ppb	ppb	ppb
Avg	W 720680.	1.748	6.2448	2.3452	3.5714	5.6854
Stddev	6907.	.202	.5311	.2538	.4659	1.0828
%RSD	.95835	11.54	8.5044	10.821	13.045	19.046
Check ?	Chk Warn	Chk Pass	Chk Pass	Chk Pass	Chk Pass	Chk Pass
High Limit	720000.					
Low Limit	-500000.					

Elem	K_7664	Li6707	Mg2790	Mn2576	Mo2020	Na5895
IS Ref	(Y_3710)	(Y_3710)	(Y_3710)	(Y_3600)	(Y_2243)	(Y_3710)
Units	ppb	ppb	ppb	ppb	ppb	ppb
Avg	4579.1	113.79	16935.	2000.4	3.1830	F 1208000.
Stddev	67.9	9.05	123.	3.7	.2439	39874.
%RSD	1.4819	7.9492	.72449	.18723	7.6640	3.3009
Check ?	Chk Pass	Chk Pass	Chk Pass	Chk Pass	Chk Pass	Chk Fail
High Limit						500000.
Low Limit						-500000.

PDF created with pdfFactory Pro trial version www.pdffactory.com

Sample Name: 240-67590-g-1-h Acquired: 8/1/2016 13:53:02 Type: Unk
Method: ICP I9 Method 200.7-6010(v140) Mode: CONC Corr. Factor: 1.000000
User: analyst Custom ID1: Custom ID2: Custom ID3:
Comment:

Elem	Ni2316	Pb2203	Sb2175	Se1960	Sn1899	Ti3372
IS Ref	(In2306)	(Y_2243)	(Y_2243)	(Y_2243)	(In2306)	(Y_3600)
Units	ppb	ppb	ppb	ppb	ppb	ppb
Avg	24.728	5.3268	-4.383	4.3238	3.9682	-.79112
Stddev	.304	1.0304	2.117	3.1032	1.0796	.09716
%RSD	1.2282	19.343	48.31	71.770	27.205	12.282
Check ?	Chk Pass	Chk Pass	Chk Pass	Chk Pass	Chk Pass	Chk Pass
High Limit						
Low Limit						

Elem	Tl1908	V_2908	Zn2062	Si2516	Sr3464
IS Ref	(In2306)	(Y_3710)	(In2306)	(Y_3710)	(Y_3710)
Units	ppb	ppb	ppb	ppb	ppb
Avg	5.6238	-2.9300	11.266	3196.7	996.28
Stddev	.4375	1.1428	.136	41.6	10.69
%RSD	7.7791	39.002	1.2031	1.3021	1.0726
Check ?	Chk Pass	Chk Pass	Chk Pass	Chk Pass	Chk Pass
High Limit					
Low Limit					

Int. Std.	In2306	Y_2243	Y_3600	Y_3710
Units	Cts/S	Cts/S	Cts/S	Cts/S
Avg	4497.5	3193.0	43433.	6480.7
Stddev	5.8	5.7	76.	45.9
%RSD	.12940	.17729	.17390	.70873
Check ?	Chk Pass	Chk Pass	Chk Pass	Chk Pass
Value	75.940%	86.646%	83.644%	95.542%
Range				

PDF created with pdfFactory Pro trial version www.pdffactory.com

Sample Name: 240-67663-a-1-b Acquired: 8/1/2016 13:57:23 Type: Unk
Method: ICP I9 Method 200.7-6010(v140) Mode: CONC Corr. Factor: 1.000000
User: analyst Custom ID1: Custom ID2: Custom ID3:
Comment:

Elem	Ag3280	Al3082	As1890	B_1826	Ba4554	Be3130
IS Ref	(Y_3600)	(Y_3710)	(Y_2243)	(Y_2243)	(Y_3710)	(Y_3710)
Units	ppb	ppb	ppb	ppb	ppb	ppb
Avg	-.51231	399.79	7.4648	163.21	247.19	.18603
Stddev	.56111	21.88	2.7521	1.65	.11	.08099
%RSD	109.53	5.4717	36.868	1.0114	.04389	43.536
Check ?	Chk Pass	Chk Pass	Chk Pass	Chk Pass	Chk Pass	Chk Pass
High Limit						
Low Limit						

Elem	Ca3179	Cd2288	Co2286	Cr2677	Cu3273	Fe2599
IS Ref	(Y_3710)	(Y_2243)	(In2306)	(Y_3600)	(Y_3600)	(Y_3710)
Units	ppb	ppb	ppb	ppb	ppb	ppb
Avg	217730.	6.780	7.6177	5.5402	108.01	138.73
Stddev	2340.	.205	.2264	.0888	.56	2.89
%RSD	1.0747	3.029	2.9719	1.6024	.51771	2.0813
Check ?	Chk Pass	Chk Pass	Chk Pass	Chk Pass	Chk Pass	Chk Pass
High Limit						
Low Limit						

Elem	K_7664	Li6707	Mg2790	Mn2576	Mo2020	Na5895
IS Ref	(Y_3710)	(Y_3710)	(Y_3710)	(Y_3600)	(Y_2243)	(Y_3710)
Units	ppb	ppb	ppb	ppb	ppb	ppb
Avg	4489.5	117.53	35902.	1343.4	6.2429	F 1150600.
Stddev	36.2	3.80	258.	2.5	.0491	17468.
%RSD	.80667	3.2302	.71776	.18541	.78640	1.5182
Check ?	Chk Pass	Chk Pass	Chk Pass	Chk Pass	Chk Pass	Chk Fail
High Limit						500000.
Low Limit						-500000.

PDF created with pdfFactory Pro trial version www.pdffactory.com

Sample Name: 240-67663-a-1-b Acquired: 8/1/2016 13:57:23 Type: Unk
Method: ICP I9 Method 200.7-6010(v140) Mode: CONC Corr. Factor: 1.000000
User: analyst Custom ID1: Custom ID2: Custom ID3:
Comment:

Elem	Ni2316	Pb2203	Sb2175	Se1960	Sn1899	Ti3372
IS Ref	(In2306)	(Y_2243)	(Y_2243)	(Y_2243)	(In2306)	(Y_3600)
Units	ppb	ppb	ppb	ppb	ppb	ppb
Avg	33.960	8.1135	3.625	4.3411	3.7742	1.4191
Stddev	.674	1.5537	1.476	2.6925	.3905	.0267
%RSD	1.9841	19.149	40.70	62.023	10.345	1.8815
Check ?	Chk Pass	Chk Pass	Chk Pass	Chk Pass	Chk Pass	Chk Pass
High Limit						
Low Limit						

Elem	Tl1908	V_2908	Zn2062	Si2516	Sr3464
IS Ref	(In2306)	(Y_3710)	(In2306)	(Y_3710)	(Y_3710)
Units	ppb	ppb	ppb	ppb	ppb
Avg	2.8575	2.5385	3419.0	5369.3	404.32
Stddev	.7010	.6805	59.8	38.3	1.29
%RSD	24.532	26.808	1.7505	.71409	.31956
Check ?	Chk Pass	Chk Pass	Chk Pass	Chk Pass	Chk Pass
High Limit					
Low Limit					

Int. Std.	In2306	Y_2243	Y_3600	Y_3710
Units	Cts/S	Cts/S	Cts/S	Cts/S
Avg	4651.6	3296.1	44594.	6611.7
Stddev	9.8	6.9	163.	31.7
%RSD	.21151	.20940	.36559	.47879
Check ?	Chk Pass	Chk Pass	Chk Pass	Chk Pass
Value	78.542%	89.443%	85.880%	97.474%
Range				

PDF created with pdfFactory Pro trial version www.pdffactory.com

Sample Name: 240-67698-a-1-b@4 Acquired: 8/1/2016 14:01:41 Type: Unk
Method: ICP I9 Method 200.7-6010(v140) Mode: CONC Corr. Factor: 1.000000
User: analyst Custom ID1: Custom ID2: Custom ID3:
Comment:

Elem	Ag3280	Al3082	As1890	B_1826	Ba4554	Be3130	Ca3179
IS Ref	(Y_3600)	(Y_3710)	(Y_2243)	(Y_2243)	(Y_3710)	(Y_3710)	(Y_3710)
Units	ppb	ppb	ppb	ppb	ppb	ppb	ppb
Avg	-.82484	11.197	.32326	44.112	8.7198	.01285	3174.2
Stddev	.32109	10.057	1.4752	.429	.2209	.02953	4.2
%RSD	38.928	89.821	456.35	.97249	2.5331	229.91	.13108
Check ?	Chk Pass	Chk Pass	Chk Pass	Chk Pass	Chk Pass	Chk Pass	Chk Pass
High Limit							
Low Limit							

Elem	Cd2288	Co2286	Cr2677	Cu3273	Fe2599	K_7664	Li6707
IS Ref	(Y_2243)	(In2306)	(Y_3600)	(Y_3600)	(Y_3710)	(Y_3710)	(Y_3710)
Units	ppb	ppb	ppb	ppb	ppb	ppb	ppb
Avg	-.0755	6.6589	13.896	-.47339	218720.	285.90	38.188
Stddev	.1711	.2158	.370	.91097	1159.	38.18	.187
%RSD	226.6	3.2409	2.6630	192.44	.53002	13.354	.48968
Check ?	Chk Pass	Chk Pass	Chk Pass	Chk Pass	Chk Pass	Chk Pass	Chk Pass
High Limit							
Low Limit							

Elem	Mg2790	Mn2576	Mo2020	Na5895	Ni2316	Pb2203	Sb2175
IS Ref	(Y_3710)	(Y_3600)	(Y_2243)	(Y_3710)	(In2306)	(Y_2243)	(Y_2243)
Units	ppb	ppb	ppb	ppb	ppb	ppb	ppb
Avg	685.90	1122.4	.06557	336280.	11.203	-.26925	-1.986
Stddev	18.99	4.2	.29308	2611.	.768	1.2963	2.358
%RSD	2.7690	.37552	447.00	.77629	6.8600	481.47	118.7
Check ?	Chk Pass	Chk Pass	Chk Pass	Chk Pass	Chk Pass	Chk Pass	Chk Pass
High Limit							
Low Limit							

PDF created with pdfFactory Pro trial version www.pdffactory.com

Sample Name: 240-67698-a-1-b@4 Acquired: 8/1/2016 14:01:41 Type: Unk
Method: ICP I9 Method 200.7-6010(v140) Mode: CONC Corr. Factor: 1.000000
User: analyst Custom ID1: Custom ID2: Custom ID3:
Comment:

Elem	Se1960	Sn1899	Ti3372	Tl1908	V_2908	Zn2062	Si2516
IS Ref	(Y_2243)	(In2306)	(Y_3600)	(In2306)	(Y_3710)	(In2306)	(Y_3710)
Units	ppb	ppb	ppb	ppb	ppb	ppb	ppb
Avg	-1.9941	1.6237	.29340	4.3314	-2.7429	6.2345	326.01
Stddev	1.0400	.3928	.14809	.7280	1.0379	.0346	7.79
%RSD	52.156	24.192	50.472	16.808	37.840	.55432	2.3881
Check ?	Chk Pass	Chk Pass	Chk Pass	Chk Pass	Chk Pass	Chk Pass	Chk Pass
High Limit							
Low Limit							

Elem	Sr3464
IS Ref	(Y_3710)
Units	ppb
Avg	23.191
Stddev	2.600
%RSD	11.211
Check ?	Chk Pass
High Limit	
Low Limit	

Int. Std.	In2306	Y_2243	Y_3600	Y_3710
Units	Cts/S	Cts/S	Cts/S	Cts/S
Avg	5296.5	3538.0	47852.	6633.4
Stddev	7.8	3.2	128.	14.2
%RSD	.14646	.09083	.26794	.21371
Check ?	Chk Pass	Chk Pass	Chk Pass	Chk Pass
Value	89.432%	96.008%	92.153%	97.794%
Range				

PDF created with pdfFactory Pro trial version www.pdffactory.com

Sample Name: lb 240-240433/1-b Acquired: 8/1/2016 14:05:57 Type: QC
Method: ICP I9 Method 200.7-6010(v140) Mode: CONC Corr. Factor: 1.000000
User: analyst Custom ID1: Custom ID2: Custom ID3:
Comment:

Elem	Ag3280	Al3082	As1890	B_1826	Ba4554	Be3130	Ca3179
IS Ref	(Y_3600)	(Y_3710)	(Y_2243)	(Y_2243)	(Y_3710)	(Y_3710)	(Y_3710)
Units	ppb	ppb	ppb	ppb	ppb	ppb	ppb
Avg	.25731	19.312	1.4378	54.915	1.8401	.03573	346.27
Stddev	.44285	14.685	.6022	.788	.1908	.05764	2.41
%RSD	172.11	76.043	41.884	1.4353	10.370	161.29	.69741
Check ?	Chk Pass	Chk Pass	Chk Pass	Chk Pass	Chk Pass	Chk Pass	None
High Limit							
Low Limit							

Elem	Cd2288	Co2286	Cr2677	Cu3273	Fe2599	K_7664	Li6707
IS Ref	(Y_2243)	(In2306)	(Y_3600)	(Y_3600)	(Y_3710)	(Y_3710)	(Y_3710)
Units	ppb	ppb	ppb	ppb	ppb	ppb	ppb
Avg	.1985	-.34932	1.0629	F 5.1720	34.076	79.735	9.8942
Stddev	.1055	.27352	.0658	.4212	1.147	5.497	1.2576
%RSD	53.16	78.302	6.1889	8.1447	3.3669	6.8942	12.710
Check ?	Chk Pass	Chk Pass	Chk Pass	Chk Fail	Chk Pass	None	Chk Pass
High Limit				5.0000			
Low Limit				-1000.0			

Elem	Mg2790	Mn2576	Mo2020	Na5895	Ni2316	Pb2203	Sb2175
IS Ref	(Y_3710)	(Y_3600)	(Y_2243)	(Y_3710)	(In2306)	(Y_2243)	(Y_2243)
Units	ppb	ppb	ppb	ppb	ppb	ppb	ppb
Avg	104.88	F 12.165	-1.0708	1600.0	.80606	-.13003	-.3534
Stddev	13.44	.055	.2028	12.0	.24467	.93705	.9288
%RSD	12.813	.45553	18.938	.75052	30.354	720.64	262.8
Check ?	None	Chk Fail	Chk Pass	None	Chk Pass	Chk Pass	Chk Pass
High Limit		10.000					
Low Limit		-1000.0					

PDF created with pdfFactory Pro trial version www.pdffactory.com

Sample Name: lb 240-240433/1-b Acquired: 8/1/2016 14:05:57 Type: QC
Method: ICP I9 Method 200.7-6010(v140) Mode: CONC Corr. Factor: 1.000000
User: analyst Custom ID1: Custom ID2: Custom ID3:
Comment:

Elem	Se1960	Sn1899	Ti3372	Tl1908	V_2908	Zn2062	Si2516
IS Ref	(Y_2243)	(In2306)	(Y_3600)	(In2306)	(Y_3710)	(In2306)	(Y_3710)
Units	ppb	ppb	ppb	ppb	ppb	ppb	ppb
Avg	3.1087	2.3774	-.00931	-4.5653	.89970	F 28.234	50.977
Stddev	.8408	.3696	.10703	.2003	.43474	.347	5.337
%RSD	27.046	15.544	1150.1	4.3864	48.320	1.2274	10.469
Check ?	Chk Pass	Chk Pass	Chk Pass	Chk Pass	Chk Pass	Chk Fail	Chk Pass
High Limit						20.000	
Low Limit						-1000.0	

Elem	Sr3464
IS Ref	(Y_3710)
Units	ppb
Avg	3.4924
Stddev	1.9530
%RSD	55.921
Check ?	Chk Pass
High Limit	
Low Limit	

Int. Std.	In2306	Y_2243	Y_3600	Y_3710
Units	Cts/S	Cts/S	Cts/S	Cts/S
Avg	6153.9	3787.8	53505.	6943.5
Stddev	15.0	13.9	43.	28.8
%RSD	.24403	.36577	.07943	.41480

PDF created with pdfFactory Pro trial version www.pdffactory.com

Sample Name: CCV-2632473 Acquired: 8/1/2016 14:10:03 Type: QC
Method: ICP I9 Method 200.7-6010(v140) Mode: CONC Corr. Factor: 1.000000
User: analyst Custom ID1: Custom ID2: Custom ID3:
Comment:

Elem	Ag3280	Al3082	As1890	B_1826	Ba4554	Be3130	Ca3179	Cd2288
IS Ref	(Y_3600)	(Y_3710)	(Y_2243)	(Y_2243)	(Y_3710)	(Y_3710)	(Y_3710)	(Y_2243)
Units	ppb	ppb	ppb	ppb	ppb	ppb	ppb	ppb
Avg	990.74	25086.	491.20	5033.1	1930.7	1971.4	51047.	493.0
Stddev	3.30	197.	3.19	9.1	8.4	7.2	247.	1.0
%RSD	.33292	.78550	.65011	.18038	.43622	.36424	.48322	.2001
Check ?	Chk Pass	Chk Pass	Chk Pass	Chk Pass	Chk Pass	Chk Pass	Chk Pass	Chk Pass
Value								
Range								

Elem	Co2286	Cr2677	Cu3273	Fe2599	K_7664	Li6707	Mg2790	Mn2576
IS Ref	(In2306)	(Y_3600)	(Y_3600)	(Y_3710)	(Y_3710)	(Y_3710)	(Y_3710)	(Y_3600)
Units	ppb	ppb	ppb	ppb	ppb	ppb	ppb	ppb
Avg	1976.2	1929.2	1925.1	25138.	49417.	4931.0	49900.	1951.9
Stddev	3.7	2.4	2.2	134.	355.	30.0	417.	.7
%RSD	.18655	.12213	.11249	.53327	.71890	.60933	.83513	.03397
Check ?	Chk Pass	Chk Pass	Chk Pass	Chk Pass	Chk Pass	Chk Pass	Chk Pass	Chk Pass
Value								
Range								

Elem	Mo2020	Na5895	Ni2316	Pb2203	Sb2175	Se1960	Sn1899	Ti3372
IS Ref	(Y_2243)	(Y_3710)	(In2306)	(Y_2243)	(Y_2243)	(Y_2243)	(In2306)	(Y_3600)
Units	ppb	ppb	ppb	ppb	ppb	ppb	ppb	ppb
Avg	1990.5	48827.	1985.3	481.42	502.1	500.92	5082.7	4956.5
Stddev	6.5	311.	3.3	.60	2.2	3.37	18.1	5.8
%RSD	.32560	.63770	.16783	.12454	.4454	.67182	.35660	.11679
Check ?	Chk Pass	Chk Pass	Chk Pass	Chk Pass	Chk Pass	Chk Pass	Chk Pass	Chk Pass
Value								
Range								

PDF created with pdfFactory Pro trial version www.pdffactory.com

Sample Name: CCV-2632473 Acquired: 8/1/2016 14:10:03 Type: QC
Method: ICP I9 Method 200.7-6010(v140) Mode: CONC Corr. Factor: 1.000000
User: analyst Custom ID1: Custom ID2: Custom ID3:
Comment:

Elem	Tl1908	V_2908	Zn2062	Si2516	Sr3464
IS Ref	(In2306)	(Y_3710)	(In2306)	(Y_3710)	(Y_3710)
Units	ppb	ppb	ppb	ppb	ppb
Avg	992.95	1975.0	2038.7	5273.3	4920.2
Stddev	3.44	8.5	4.7	9.1	23.7
%RSD	.34666	.43241	.23057	.17245	.48110
Check ?	Chk Pass	Chk Pass	Chk Pass	Chk Pass	Chk Pass
Value					
Range					

Int. Std.	In2306	Y_2243	Y_3600	Y_3710
Units	Cts/S	Cts/S	Cts/S	Cts/S
Avg	5331.5	3584.2	49239.	6416.9
Stddev	1.9	3.5	108.	277.9
%RSD	.03493	.09865	.21837	4.3306

PDF created with pdfFactory Pro trial version www.pdffactory.com

Sample Name: CCB Acquired: 8/1/2016 14:13:46 Type: QC
Method: ICP I9 Method 200.7-6010(v140) Mode: CONC Corr. Factor: 1.000000
User: analyst Custom ID1: Custom ID2: Custom ID3:
Comment:

Elem	Ag3280	Al3082	As1890	B_1826	Ba4554	Be3130	Ca3179	Cd2288
IS Ref	(Y_3600)	(Y_3710)	(Y_2243)	(Y_2243)	(Y_3710)	(Y_3710)	(Y_3710)	(Y_2243)
Units	ppb	ppb	ppb	ppb	ppb	ppb	ppb	ppb
Avg	.46741	7.9303	.98647	5.8334	.32157	.13166	4.0646	.1839
Stddev	.04830	6.8221	1.3488	.5090	.30247	.04102	1.3048	.1369
%RSD	10.334	86.025	136.73	8.7250	94.062	31.153	32.103	74.43
Check ?	Chk Pass	Chk Pass	Chk Pass	Chk Pass	Chk Pass	Chk Pass	Chk Pass	Chk Pass
High Limit								
Low Limit								

Elem	Co2286	Cr2677	Cu3273	Fe2599	K_7664	Li6707	Mg2790	Mn2576
IS Ref	(In2306)	(Y_3600)	(Y_3600)	(Y_3710)	(Y_3710)	(Y_3710)	(Y_3710)	(Y_3600)
Units	ppb	ppb	ppb	ppb	ppb	ppb	ppb	ppb
Avg	-.18304	.24030	.31955	2.8590	76.937	5.9276	4.7099	.15130
Stddev	.22701	.24295	.36258	1.2086	47.025	2.3623	25.465	.01848
%RSD	124.02	101.11	113.47	42.274	61.121	39.852	540.67	12.214
Check ?	Chk Pass	Chk Pass	Chk Pass	Chk Pass	Chk Pass	Chk Pass	Chk Pass	Chk Pass
High Limit								
Low Limit								

Elem	Mo2020	Na5895	Ni2316	Pb2203	Sb2175	Se1960	Sn1899	Ti3372
IS Ref	(Y_2243)	(Y_3710)	(In2306)	(Y_2243)	(Y_2243)	(Y_2243)	(In2306)	(Y_3600)
Units	ppb	ppb	ppb	ppb	ppb	ppb	ppb	ppb
Avg	2.5261	314.29	-.03448	-.56778	.1041	-.44529	.47792	1.4542
Stddev	.1818	9.11	.18984	.98612	.5245	.46426	.75440	.2737
%RSD	7.1955	2.8999	550.64	173.68	503.9	104.26	157.85	18.819
Check ?	Chk Pass	Chk Pass	Chk Pass	Chk Pass	Chk Pass	Chk Pass	Chk Pass	Chk Pass
High Limit								
Low Limit								

PDF created with pdfFactory Pro trial version www.pdffactory.com

Sample Name: CCB Acquired: 8/1/2016 14:13:46 Type: QC
Method: ICP I9 Method 200.7-6010(v140) Mode: CONC Corr. Factor: 1.000000
User: analyst Custom ID1: Custom ID2: Custom ID3:
Comment:

Elem	Tl1908	V_2908	Zn2062	Si2516	Sr3464
IS Ref	(In2306)	(Y_3710)	(In2306)	(Y_3710)	(Y_3710)
Units	ppb	ppb	ppb	ppb	ppb
Avg	.93287	3.1386	-.04872	-42.314	-.08408
Stddev	1.1181	1.9508	.02228	7.113	1.8795
%RSD	119.86	62.156	45.730	16.809	2235.4
Check ?	Chk Pass	Chk Pass	Chk Pass	Chk Pass	Chk Pass
High Limit					
Low Limit					

Int. Std.	In2306	Y_2243	Y_3600	Y_3710
Units	Cts/S	Cts/S	Cts/S	Cts/S
Avg	6017.3	3734.5	51800.	6616.4
Stddev	15.5	6.6	143.	30.1
%RSD	.25755	.17554	.27515	.45439

PDF created with pdfFactory Pro trial version www.pdffactory.com

Sample Name: mb 240-240453/2-a Acquired: 8/1/2016 14:17:54 Type: QC
Method: ICP I9 Method 200.7-6010(v140) Mode: CONC Corr. Factor: 1.000000
User: analyst Custom ID1: Custom ID2: Custom ID3:
Comment:

Elem	Ag3280	Al3082	As1890	B_1826	Ba4554	Be3130	Ca3179	Cd2288
IS Ref	(Y_3600)	(Y_3710)	(Y_2243)	(Y_2243)	(Y_3710)	(Y_3710)	(Y_3710)	(Y_2243)
Units	ppb	ppb	ppb	ppb	ppb	ppb	ppb	ppb
Avg	.22485	1.2825	.61787	7.2687	-.13809	.01853	16.211	.2488
Stddev	.14008	8.5890	.38465	.2185	.14063	.09784	.535	.1130
%RSD	62.297	669.71	62.254	3.0064	101.84	528.08	3.2988	45.43
Check ?	Chk Pass	Chk Pass	Chk Pass	Chk Pass	Chk Pass	Chk Pass	None	Chk Pass
High Limit								
Low Limit								

Elem	Co2286	Cr2677	Cu3273	Fe2599	K_7664	Li6707	Mg2790	Mn2576
IS Ref	(In2306)	(Y_3600)	(Y_3600)	(Y_3710)	(Y_3710)	(Y_3710)	(Y_3710)	(Y_3600)
Units	ppb	ppb	ppb	ppb	ppb	ppb	ppb	ppb
Avg	-.30129	.15048	-.03099	1.4910	1.9038	1.9889	-3.4985	8.3564
Stddev	.03213	.13654	.70338	.4472	11.124	1.0565	4.9310	.0337
%RSD	10.665	90.735	2270.0	29.995	584.30	53.121	140.95	.40324
Check ?	Chk Pass	Chk Pass	Chk Pass	Chk Pass	None	Chk Pass	None	Chk Pass
High Limit								
Low Limit								

Elem	Mo2020	Na5895	Ni2316	Pb2203	Sb2175	Se1960	Sn1899	Ti3372
IS Ref	(Y_2243)	(Y_3710)	(In2306)	(Y_2243)	(Y_2243)	(Y_2243)	(In2306)	(Y_3600)
Units	ppb	ppb	ppb	ppb	ppb	ppb	ppb	ppb
Avg	-.35797	250.63	-.18998	-.12464	-.5109	-.09563	1.2249	.40514
Stddev	.23722	6.40	.06773	.30078	1.954	1.4363	.3501	.21617
%RSD	66.268	2.5548	35.652	241.32	382.5	1501.9	28.584	53.356
Check ?	Chk Pass	None	Chk Pass	Chk Pass	Chk Pass	Chk Pass	Chk Pass	Chk Pass
High Limit								
Low Limit								

PDF created with pdfFactory Pro trial version www.pdffactory.com

Sample Name: mb 240-240453/2-a Acquired: 8/1/2016 14:17:54 Type: QC
Method: ICP I9 Method 200.7-6010(v140) Mode: CONC Corr. Factor: 1.000000
User: analyst Custom ID1: Custom ID2: Custom ID3:
Comment:

Elem	Tl1908	V_2908	Zn2062	Si2516	Sr3464
IS Ref	(In2306)	(Y_3710)	(In2306)	(Y_3710)	(Y_3710)
Units	ppb	ppb	ppb	ppb	ppb
Avg	-.02780	-.23235	1.2493	101.74	-1.5389
Stddev	.81379	4.6929	.0864	7.04	1.6372
%RSD	2927.4	2019.8	6.9186	6.9204	106.39
Check ?	Chk Pass	Chk Pass	Chk Pass	Chk Pass	Chk Pass
High Limit					
Low Limit					

Int. Std.	In2306	Y_2243	Y_3600	Y_3710
Units	Cts/S	Cts/S	Cts/S	Cts/S
Avg	6049.2	3760.6	52787.	6839.1
Stddev	14.2	7.6	101.	36.3
%RSD	.23460	.20205	.19189	.53147

PDF created with pdfFactory Pro trial version www.pdffactory.com

Sample Name: lcs 240-240453/3-a Acquired: 8/1/2016 14:22:01 Type: QC
Method: ICP I9 Method 200.7-6010(v140) Mode: CONC Corr. Factor: 1.000000
User: analyst Custom ID1: Custom ID2: Custom ID3:
Comment:

Elem	Ag3280	Al3082	As1890	B_1826	Ba4554	Be3130	Ca3179	Cd2288
IS Ref	(Y_3600)	(Y_3710)	(Y_2243)	(Y_2243)	(Y_3710)	(Y_3710)	(Y_3710)	(Y_2243)
Units	ppb	ppb	ppb	ppb	ppb	ppb	ppb	ppb
Avg	50.966	2077.7	2087.1	1080.8	1978.6	51.229	51491.	51.20
Stddev	.360	3.1	1.1	1.6	1.5	.085	272.	.08
%RSD	.70630	.14784	.05412	.15138	.07650	.16599	.52832	.1495
Check ?	Chk Pass	Chk Pass	Chk Pass	Chk Pass	Chk Pass	Chk Pass	None	Chk Pass
Value								
Range								

Elem	Co2286	Cr2677	Cu3273	Fe2599	K_7664	Li6707	Mg2790	Mn2576
IS Ref	(In2306)	(Y_3600)	(Y_3600)	(Y_3710)	(Y_3710)	(Y_3710)	(Y_3710)	(Y_3600)
Units	ppb	ppb	ppb	ppb	ppb	ppb	ppb	ppb
Avg	494.48	201.90	259.30	1063.3	50148.	1003.0	50712.	518.10
Stddev	.36	.26	.47	2.1	202.	5.8	185.	.58
%RSD	.07359	.12845	.18075	.19982	.40269	.57530	.36512	.11187
Check ?	Chk Pass	Chk Pass	Chk Pass	Chk Pass	None	Chk Pass	None	Chk Pass
Value								
Range								

Elem	Mo2020	Na5895	Ni2316	Pb2203	Sb2175	Se1960	Sn1899	Ti3372
IS Ref	(Y_2243)	(Y_3710)	(In2306)	(Y_2243)	(Y_2243)	(Y_2243)	(In2306)	(Y_3600)
Units	ppb	ppb	ppb	ppb	ppb	ppb	ppb	ppb
Avg	1028.6	51099.	507.22	492.45	519.3	2145.2	2019.8	1027.2
Stddev	3.1	68.	1.05	2.27	2.0	5.9	7.5	1.6
%RSD	.29855	.13335	.20762	.46067	.3791	.27685	.37185	.15788
Check ?	Chk Pass	None	Chk Pass	Chk Pass	Chk Pass	Chk Pass	Chk Pass	Chk Pass
Value								
Range								

PDF created with pdfFactory Pro trial version www.pdffactory.com

Sample Name: lcs 240-240453/3-a Acquired: 8/1/2016 14:22:01 Type: QC
Method: ICP I9 Method 200.7-6010(v140) Mode: CONC Corr. Factor: 1.000000
User: analyst Custom ID1: Custom ID2: Custom ID3:
Comment:

Elem	Tl1908	V_2908	Zn2062	Si2516	Sr3464
IS Ref	(In2306)	(Y_3710)	(In2306)	(Y_3710)	(Y_3710)
Units	ppb	ppb	ppb	ppb	ppb
Avg	1967.1	514.77	544.22	1177.7	1000.7
Stddev	6.0	2.89	.85	16.9	7.8
%RSD	.30528	.56141	.15555	1.4343	.77997
Check ?	Chk Pass	Chk Pass	Chk Pass	Chk Pass	Chk Pass
Value					
Range					

Int. Std.	In2306	Y_2243	Y_3600	Y_3710
Units	Cts/S	Cts/S	Cts/S	Cts/S
Avg	5470.2	3575.2	50090.	6787.8
Stddev	6.1	5.8	109.	33.5
%RSD	.11141	.16351	.21813	.49327

PDF created with pdfFactory Pro trial version www.pdffactory.com

Sample Name: 240-67589-f-1-f Acquired: 8/1/2016 14:25:41 Type: Unk
Method: ICP I9 Method 200.7-6010(v140) Mode: CONC Corr. Factor: 1.000000
User: analyst Custom ID1: Custom ID2: Custom ID3:
Comment:

Elem	Ag3280	Al3082	As1890	B_1826	Ba4554	Be3130
IS Ref	(Y_3600)	(Y_3710)	(Y_2243)	(Y_2243)	(Y_3710)	(Y_3710)
Units	ppb	ppb	ppb	ppb	ppb	ppb
Avg	1.4242	423.80	11.580	228.17	818.90	1.2647
Stddev	.5260	31.86	.433	2.54	1.21	.0469
%RSD	36.931	7.5172	3.7354	1.1127	.14759	3.7083
Check ?	Chk Pass	Chk Pass	Chk Pass	Chk Pass	Chk Pass	Chk Pass
High Limit						
Low Limit						

Elem	Ca3179	Cd2288	Co2286	Cr2677	Cu3273	Fe2599
IS Ref	(Y_3710)	(Y_2243)	(In2306)	(Y_3600)	(Y_3600)	(Y_3710)
Units	ppb	ppb	ppb	ppb	ppb	ppb
Avg	F 1121100.	9.288	197.90	3.7948	32.066	3579.7
Stddev	11838.	.207	3.57	.4407	.814	11.3
%RSD	1.0559	2.224	1.8017	11.614	2.5394	.31443
Check ?	Chk Fail	Chk Pass	Chk Pass	Chk Pass	Chk Pass	Chk Pass
High Limit	800000.					
Low Limit	-500000.					

Elem	K_7664	Li6707	Mg2790	Mn2576	Mo2020	Na5895
IS Ref	(Y_3710)	(Y_3710)	(Y_3710)	(Y_3600)	(Y_2243)	(Y_3710)
Units	ppb	ppb	ppb	ppb	ppb	ppb
Avg	1094.7	43.059	93064.	W 13841.	1.9065	9198.9
Stddev	6.9	2.239	276.	39.	.2400	21.5
%RSD	.62981	5.1995	.29674	.28456	12.588	.23340
Check ?	Chk Pass	Chk Pass	Chk Pass	Chk Warn	Chk Pass	Chk Pass
High Limit				13500.		
Low Limit				-500000.		

PDF created with pdfFactory Pro trial version www.pdffactory.com

Sample Name: 240-67589-f-1-f Acquired: 8/1/2016 14:25:41 Type: Unk
Method: ICP I9 Method 200.7-6010(v140) Mode: CONC Corr. Factor: 1.000000
User: analyst Custom ID1: Custom ID2: Custom ID3:
Comment:

Elem	Ni2316	Pb2203	Sb2175	Se1960	Sn1899	Ti3372
IS Ref	(In2306)	(Y_2243)	(Y_2243)	(Y_2243)	(In2306)	(Y_3600)
Units	ppb	ppb	ppb	ppb	ppb	ppb
Avg	114.98	21.953	-3.865	5.8484	3.6110	-.68236
Stddev	1.81	.753	.085	3.4063	.1431	.13652
%RSD	1.5729	3.4317	2.187	58.243	3.9619	20.006
Check ?	Chk Pass	Chk Pass	Chk Pass	Chk Pass	Chk Pass	Chk Pass
High Limit						
Low Limit						

Elem	Tl1908	V_2908	Zn2062	Si2516	Sr3464
IS Ref	(In2306)	(Y_3710)	(In2306)	(Y_3710)	(Y_3710)
Units	ppb	ppb	ppb	ppb	ppb
Avg	50.697	-.93168	181.59	3704.8	1556.9
Stddev	.780	2.0326	2.97	44.5	7.2
%RSD	1.5383	218.16	1.6364	1.2015	.45955
Check ?	Chk Pass	Chk Pass	Chk Pass	Chk Pass	Chk Pass
High Limit					
Low Limit					

Int. Std.	In2306	Y_2243	Y_3600	Y_3710
Units	Cts/S	Cts/S	Cts/S	Cts/S
Avg	4837.9	3432.2	47823.	6819.7
Stddev	11.0	4.3	168.	24.7
%RSD	.22639	.12671	.35199	.36196
Check ?	Chk Pass	Chk Pass	Chk Pass	Chk Pass
Value	81.688%	93.138%	92.098%	100.54%
Range				

PDF created with pdfFactory Pro trial version www.pdffactory.com

Sample Name: SD 240-67589-f-1-f@5 Acquired: 8/1/2016 14:29:54 Type: Unk
Method: ICP I9 Method 200.7-6010(v140) Mode: CONC Corr. Factor: 1.000000
User: analyst Custom ID1: Custom ID2: Custom ID3:
Comment:

Elem	Ag3280	Al3082	As1890	B_1826	Ba4554	Be3130	Ca3179
IS Ref	(Y_3600)	(Y_3710)	(Y_2243)	(Y_2243)	(Y_3710)	(Y_3710)	(Y_3710)
Units	ppb	ppb	ppb	ppb	ppb	ppb	ppb
Avg	.22862	100.72	2.9685	48.404	165.78	.20518	243590.
Stddev	.01122	10.47	1.5399	.352	.21	.02385	2727.
%RSD	4.9092	10.397	51.876	.72665	.12544	11.624	1.1195
Check ?	Chk Pass	Chk Pass	Chk Pass	Chk Pass	Chk Pass	Chk Pass	Chk Pass
High Limit							
Low Limit							

Elem	Cd2288	Co2286	Cr2677	Cu3273	Fe2599	K_7664	Li6707
IS Ref	(Y_2243)	(In2306)	(Y_3600)	(Y_3600)	(Y_3710)	(Y_3710)	(Y_3710)
Units	ppb	ppb	ppb	ppb	ppb	ppb	ppb
Avg	1.970	39.274	1.5430	6.4104	752.32	228.92	10.642
Stddev	.070	.209	.1495	.4191	1.50	14.91	2.461
%RSD	3.557	.53158	9.6903	6.5383	.19877	6.5138	23.127
Check ?	Chk Pass	Chk Pass	Chk Pass	Chk Pass	Chk Pass	Chk Pass	Chk Pass
High Limit							
Low Limit							

Elem	Mg2790	Mn2576	Mo2020	Na5895	Ni2316	Pb2203	Sb2175
IS Ref	(Y_3710)	(Y_3600)	(Y_2243)	(Y_3710)	(In2306)	(Y_2243)	(Y_2243)
Units	ppb	ppb	ppb	ppb	ppb	ppb	ppb
Avg	20104.	3050.3	-.58397	2012.5	23.473	4.7609	1.569
Stddev	59.	19.8	.19529	4.9	.645	.9929	.980
%RSD	.29116	.64750	33.442	.24192	2.7481	20.855	62.46
Check ?	Chk Pass	Chk Pass	Chk Pass	Chk Pass	Chk Pass	Chk Pass	Chk Pass
High Limit							
Low Limit							

PDF created with pdfFactory Pro trial version www.pdffactory.com

Sample Name: SD 240-67589-f-1-f@5 Acquired: 8/1/2016 14:29:54 Type: Unk
Method: ICP I9 Method 200.7-6010(v140) Mode: CONC Corr. Factor: 1.000000
User: analyst Custom ID1: Custom ID2: Custom ID3:
Comment:

Elem	Se1960	Sn1899	Ti3372	Tl1908	V_2908	Zn2062	Si2516
IS Ref	(Y_2243)	(In2306)	(Y_3600)	(In2306)	(Y_3710)	(In2306)	(Y_3710)
Units	ppb	ppb	ppb	ppb	ppb	ppb	ppb
Avg	-1.0744	.46503	.07848	11.138	-4.3242	36.571	717.45
Stddev	1.1385	.64277	.18669	1.222	2.5483	.491	4.26
%RSD	105.96	138.22	237.88	10.972	58.931	1.3423	.59349
Check ?	Chk Pass	Chk Pass	Chk Pass	Chk Pass	Chk Pass	Chk Pass	Chk Pass
High Limit							
Low Limit							

Elem	Sr3464
IS Ref	(Y_3710)
Units	ppb
Avg	331.57
Stddev	1.55
%RSD	.46780
Check ?	Chk Pass
High Limit	
Low Limit	

Int. Std.	In2306	Y_2243	Y_3600	Y_3710
Units	Cts/S	Cts/S	Cts/S	Cts/S
Avg	5473.4	3585.7	50014.	6676.6
Stddev	5.6	4.4	137.	4.3
%RSD	.10267	.12385	.27335	.06420
Check ?	Chk Pass	Chk Pass	Chk Pass	Chk Pass
Value	92.418%	97.304%	96.318%	98.430%
Range				

PDF created with pdfFactory Pro trial version www.pdffactory.com

Sample Name: 240-67589-f-1-g ms@5 Acquired: 8/1/2016 14:34:11 Type: Unk
Method: ICP I9 Method 200.7-6010(v140) Mode: CONC Corr. Factor: 1.000000
User: analyst Custom ID1: Custom ID2: Custom ID3:
Comment:

Elem	Ag3280	Al3082	As1890	B_1826	Ba4554	Be3130	Ca3179
IS Ref	(Y_3600)	(Y_3710)	(Y_2243)	(Y_2243)	(Y_3710)	(Y_3710)	(Y_3710)
Units	ppb	ppb	ppb	ppb	ppb	ppb	ppb
Avg	W 196.64	509.80	1007.5	250.03	9756.7	10.068	248870.
Stddev	.48	21.72	6.0	.99	120.5	.020	710.
%RSD	.24186	4.2611	.59755	.39668	1.2346	.20333	.28533
Check ?	Chk Warn	Chk Pass	Chk Pass	Chk Pass	Chk Pass	Chk Pass	Chk Pass
High Limit	100.00						
Low Limit	-500000.						

Elem	Cd2288	Co2286	Cr2677	Cu3273	Fe2599	K_7664	Li6707
IS Ref	(Y_2243)	(In2306)	(Y_3600)	(Y_3600)	(Y_3710)	(Y_3710)	(Y_3710)
Units	ppb	ppb	ppb	ppb	ppb	ppb	ppb
Avg	201.9	136.67	954.09	55.546	949.95	10376.	210.51
Stddev	1.2	.77	1.33	1.277	4.16	34.	1.57
%RSD	.5804	.56112	.13957	2.2998	.43825	.32764	.74776
Check ?	Chk Pass	Chk Pass	Chk Pass	Chk Pass	Chk Pass	Chk Pass	Chk Pass
High Limit							
Low Limit							

Elem	Mg2790	Mn2576	Mo2020	Na5895	Ni2316	Pb2203	Sb2175
IS Ref	(Y_3710)	(Y_3600)	(Y_2243)	(Y_3710)	(In2306)	(Y_2243)	(Y_2243)
Units	ppb	ppb	ppb	ppb	ppb	ppb	ppb
Avg	30011.	3103.8	198.34	12121.	121.46	956.46	98.86
Stddev	143.	14.3	1.51	69.	.35	.49	.99
%RSD	.47495	.46096	.75917	.57303	.28423	.05099	.9977
Check ?	Chk Pass	Chk Pass	Chk Pass	Chk Pass	Chk Pass	Chk Pass	Chk Pass
High Limit							
Low Limit							

PDF created with pdfFactory Pro trial version www.pdffactory.com

Sample Name: 240-67589-f-1-g ms@5 Acquired: 8/1/2016 14:34:11 Type: Unk
Method: ICP I9 Method 200.7-6010(v140) Mode: CONC Corr. Factor: 1.000000
User: analyst Custom ID1: Custom ID2: Custom ID3:
Comment:

Elem	Se1960	Sn1899	Ti3372	Tl1908	V_2908	Zn2062	Si2516
IS Ref	(Y_2243)	(In2306)	(Y_3600)	(In2306)	(Y_3710)	(In2306)	(Y_3710)
Units	ppb	ppb	ppb	ppb	ppb	ppb	ppb
Avg	202.15	404.15	199.84	402.13	100.47	139.19	947.92
Stddev	.74	3.63	.75	2.11	1.01	.69	6.10
%RSD	.36833	.89710	.37659	.52512	1.0026	.49380	.64354
Check ?	Chk Pass	Chk Pass	Chk Pass	Chk Pass	Chk Pass	Chk Pass	Chk Pass
High Limit							
Low Limit							

Elem	Sr3464
IS Ref	(Y_3710)
Units	ppb
Avg	521.44
Stddev	2.74
%RSD	.52490
Check ?	Chk Pass
High Limit	
Low Limit	

Int. Std.	In2306	Y_2243	Y_3600	Y_3710
Units	Cts/S	Cts/S	Cts/S	Cts/S
Avg	5370.5	3565.2	49662.	6673.7
Stddev	9.9	7.8	92.	29.8
%RSD	.18448	.21777	.18428	.44600
Check ?	Chk Pass	Chk Pass	Chk Pass	Chk Pass
Value	90.680%	96.745%	95.640%	98.388%
Range				

PDF created with pdfFactory Pro trial version www.pdffactory.com

Sample Name: 240-67589-f-1-hmsd@5 Acquired: 8/1/2016 14:38:23 Type: Unk
Method: ICP I9 Method 200.7-6010(v140) Mode: CONC Corr. Factor: 1.000000
User: analyst Custom ID1: Custom ID2: Custom ID3:
Comment:

Elem	Ag3280	Al3082	As1890	B_1826	Ba4554	Be3130	Ca3179
IS Ref	(Y_3600)	(Y_3710)	(Y_2243)	(Y_2243)	(Y_3710)	(Y_3710)	(Y_3710)
Units	ppb	ppb	ppb	ppb	ppb	ppb	ppb
Avg	W 198.09	496.06	999.58	244.95	9825.0	9.9909	239510.
Stddev	.15	21.40	6.81	1.39	136.5	.0289	1686.
%RSD	.07574	4.3144	.68166	.56927	1.3895	.28941	.70377
Check ?	Chk Warn	Chk Pass	Chk Pass	Chk Pass	Chk Pass	Chk Pass	Chk Pass
High Limit	100.00						
Low Limit	-500000.						

Elem	Cd2288	Co2286	Cr2677	Cu3273	Fe2599	K_7664	Li6707
IS Ref	(Y_2243)	(In2306)	(Y_3600)	(Y_3600)	(Y_3710)	(Y_3710)	(Y_3710)
Units	ppb	ppb	ppb	ppb	ppb	ppb	ppb
Avg	199.8	133.42	950.14	55.265	922.05	10285.	206.58
Stddev	1.4	1.19	2.86	.459	.38	57.	1.79
%RSD	.7015	.88900	.30140	.83122	.04107	.55159	.86570
Check ?	Chk Pass	Chk Pass	Chk Pass	Chk Pass	Chk Pass	Chk Pass	Chk Pass
High Limit							
Low Limit							

Elem	Mg2790	Mn2576	Mo2020	Na5895	Ni2316	Pb2203	Sb2175
IS Ref	(Y_3710)	(Y_3600)	(Y_2243)	(Y_3710)	(In2306)	(Y_2243)	(Y_2243)
Units	ppb	ppb	ppb	ppb	ppb	ppb	ppb
Avg	29108.	2993.2	196.06	11918.	118.71	953.74	99.78
Stddev	104.	9.4	2.67	37.	1.38	5.14	2.25
%RSD	.35650	.31543	1.3628	.30680	1.1660	.53903	2.256
Check ?	Chk Pass	Chk Pass	Chk Pass	Chk Pass	Chk Pass	Chk Pass	Chk Pass
High Limit							
Low Limit							

PDF created with pdfFactory Pro trial version www.pdffactory.com

Sample Name: 240-67589-f-1-hmsd@5 Acquired: 8/1/2016 14:38:23 Type: Unk
Method: ICP I9 Method 200.7-6010(v140) Mode: CONC Corr. Factor: 1.000000
User: analyst Custom ID1: Custom ID2: Custom ID3:
Comment:

Elem	Se1960	Sn1899	Ti3372	Tl1908	V_2908	Zn2062	Si2516
IS Ref	(Y_2243)	(In2306)	(Y_3600)	(In2306)	(Y_3710)	(In2306)	(Y_3710)
Units	ppb	ppb	ppb	ppb	ppb	ppb	ppb
Avg	200.49	397.34	198.62	395.75	98.284	136.21	913.94
Stddev	2.36	3.60	.68	4.86	2.857	1.13	3.50
%RSD	1.1789	.90664	.34159	1.2291	2.9064	.82913	.38258
Check ?	Chk Pass	Chk Pass	Chk Pass	Chk Pass	Chk Pass	Chk Pass	Chk Pass
High Limit							
Low Limit							

Elem	Sr3464
IS Ref	(Y_3710)
Units	ppb
Avg	509.27
Stddev	2.06
%RSD	.40454
Check ?	Chk Pass
High Limit	
Low Limit	

Int. Std.	In2306	Y_2243	Y_3600	Y_3710
Units	Cts/S	Cts/S	Cts/S	Cts/S
Avg	5395.7	3565.3	49648.	6663.9
Stddev	5.3	3.6	163.	32.0
%RSD	.09859	.10053	.32914	.48076
Check ?	Chk Pass	Chk Pass	Chk Pass	Chk Pass
Value	91.105%	96.750%	95.613%	98.243%
Range				

PDF created with pdfFactory Pro trial version www.pdffactory.com

Sample Name: PDS 240-67589-f-1-f Acquired: 8/1/2016 14:42:34 Type: Unk
Method: ICP I9 Method 200.7-6010(v140) Mode: CONC Corr. Factor: 1.000000
User: analyst Custom ID1: Custom ID2: Custom ID3:
Comment:

Elem	Ag3280	Al3082	As1890	B_1826	Ba4554	Be3130
IS Ref	(Y_3600)	(Y_3710)	(Y_2243)	(Y_2243)	(Y_3710)	(Y_3710)
Units	ppb	ppb	ppb	ppb	ppb	ppb
Avg	47.198	2415.8	2018.6	1221.8	2703.5	47.872
Stddev	.297	18.8	20.3	12.4	4.2	.240
%RSD	.63003	.77945	1.0065	1.0157	.15718	.50192
Check ?	Chk Pass	Chk Pass	Chk Pass	Chk Pass	Chk Pass	Chk Pass
High Limit						
Low Limit						

Elem	Ca3179	Cd2288	Co2286	Cr2677	Cu3273	Fe2599
IS Ref	(Y_3710)	(Y_2243)	(In2306)	(Y_3600)	(Y_3600)	(Y_3710)
Units	ppb	ppb	ppb	ppb	ppb	ppb
Avg	F 1146800.	58.71	684.50	184.91	272.18	4420.4
Stddev	4675.	.54	8.01	.75	.74	5.6
%RSD	.40768	.9187	1.1709	.40786	.27237	.12669
Check ?	Chk Fail	Chk Pass	Chk Pass	Chk Pass	Chk Pass	Chk Pass
High Limit	800000.					
Low Limit	-500000.					

Elem	K_7664	Li6707	Mg2790	Mn2576	Mo2020	Na5895
IS Ref	(Y_3710)	(Y_3710)	(Y_3710)	(Y_3600)	(Y_2243)	(Y_3710)
Units	ppb	ppb	ppb	ppb	ppb	ppb
Avg	51538.	1064.4	138080.	W 13896.	944.89	58633.
Stddev	183.	5.6	419.	43.	10.52	96.
%RSD	.35596	.53063	.30323	.31091	1.1137	.16437
Check ?	Chk Pass	Chk Pass	Chk Pass	Chk Warn	Chk Pass	Chk Pass
High Limit				13500.		
Low Limit				-500000.		

PDF created with pdfFactory Pro trial version www.pdffactory.com

Sample Name: PDS 240-67589-f-1-f Acquired: 8/1/2016 14:42:34 Type: Unk
Method: ICP I9 Method 200.7-6010(v140) Mode: CONC Corr. Factor: 1.000000
User: analyst Custom ID1: Custom ID2: Custom ID3:
Comment:

Elem	Ni2316	Pb2203	Sb2175	Se1960	Sn1899	Ti3372
IS Ref	(In2306)	(Y_2243)	(Y_2243)	(Y_2243)	(In2306)	(Y_3600)
Units	ppb	ppb	ppb	ppb	ppb	ppb
Avg	604.97	453.71	493.5	2121.8	2004.2	950.20
Stddev	7.84	4.85	4.0	17.2	28.1	3.32
%RSD	1.2952	1.0695	.8196	.81007	1.4029	.34971
Check ?	Chk Pass	Chk Pass	Chk Pass	Chk Pass	Chk Pass	Chk Pass
High Limit						
Low Limit						

Elem	Tl1908	V_2908	Zn2062	Si2516	Sr3464
IS Ref	(In2306)	(Y_3710)	(In2306)	(Y_3710)	(Y_3710)
Units	ppb	ppb	ppb	ppb	ppb
Avg	1934.9	475.21	677.30	4716.6	2445.6
Stddev	14.7	1.63	8.09	56.8	9.9
%RSD	.75923	.34223	1.1939	1.2048	.40628
Check ?	Chk Pass	Chk Pass	Chk Pass	Chk Pass	Chk Pass
High Limit					
Low Limit					

Int. Std.	In2306	Y_2243	Y_3600	Y_3710
Units	Cts/S	Cts/S	Cts/S	Cts/S
Avg	4690.5	3381.9	47410.	6731.2
Stddev	7.9	3.0	34.	14.5
%RSD	.16811	.08938	.07073	.21550
Check ?	Chk Pass	Chk Pass	Chk Pass	Chk Pass
Value	79.199%	91.773%	91.302%	99.236%
Range				

PDF created with pdfFactory Pro trial version www.pdffactory.com

Sample Name: lb 240-240108/1-b Acquired: 8/1/2016 14:46:31 Type: QC
Method: ICP I9 Method 200.7-6010(v140) Mode: CONC Corr. Factor: 1.000000
User: analyst Custom ID1: Custom ID2: Custom ID3:
Comment:

Elem	Ag3280	Al3082	As1890	B_1826	Ba4554	Be3130	Ca3179
IS Ref	(Y_3600)	(Y_3710)	(Y_2243)	(Y_2243)	(Y_3710)	(Y_3710)	(Y_3710)
Units	ppb	ppb	ppb	ppb	ppb	ppb	ppb
Avg	.05263	34.666	2.3708	F 233.01	.58237	-.05123	548.70
Stddev	.27953	1.318	.8320	1.44	.10283	.13319	.66
%RSD	531.17	3.8008	35.096	.61947	17.657	259.99	.12045
Check ?	Chk Pass	Chk Pass	Chk Pass	Chk Fail	Chk Pass	Chk Pass	None
High Limit				100.00			
Low Limit				-1000.0			

Elem	Cd2288	Co2286	Cr2677	Cu3273	Fe2599	K_7664	Li6707
IS Ref	(Y_2243)	(In2306)	(Y_3600)	(Y_3600)	(Y_3710)	(Y_3710)	(Y_3710)
Units	ppb	ppb	ppb	ppb	ppb	ppb	ppb
Avg	.1637	-.31508	.98591	.36385	4.4104	131.52	1.6109
Stddev	.0304	.23035	.07059	.56687	.2402	10.72	.7651
%RSD	18.56	73.107	7.1594	155.80	5.4461	8.1479	47.492
Check ?	Chk Pass	Chk Pass	Chk Pass	Chk Pass	Chk Pass	None	Chk Pass
High Limit							
Low Limit							

Elem	Mg2790	Mn2576	Mo2020	Na5895	Ni2316	Pb2203	Sb2175
IS Ref	(Y_3710)	(Y_3600)	(Y_2243)	(Y_3710)	(In2306)	(Y_2243)	(Y_2243)
Units	ppb	ppb	ppb	ppb	ppb	ppb	ppb
Avg	146.90	8.9594	1.2414	10234.	.31523	-.39565	.4189
Stddev	21.31	.0616	.0722	16.	.24539	.18135	.4104
%RSD	14.506	.68721	5.8179	.15404	77.846	45.837	97.97
Check ?	None	Chk Pass	Chk Pass	None	Chk Pass	Chk Pass	Chk Pass
High Limit							
Low Limit							

PDF created with pdfFactory Pro trial version www.pdffactory.com

Sample Name: lb 240-240108/1-b Acquired: 8/1/2016 14:46:31 Type: QC
Method: ICP I9 Method 200.7-6010(v140) Mode: CONC Corr. Factor: 1.000000
User: analyst Custom ID1: Custom ID2: Custom ID3:
Comment:

Elem	Se1960	Sn1899	Ti3372	Tl1908	V_2908	Zn2062	Si2516
IS Ref	(Y_2243)	(In2306)	(Y_3600)	(In2306)	(Y_3710)	(In2306)	(Y_3710)
Units	ppb	ppb	ppb	ppb	ppb	ppb	ppb
Avg	.94853	1.4274	.61031	-.00424	-.13300	2.9364	F 1705.8
Stddev	1.9707	.4783	.05731	.45074	2.1162	.1183	16.1
%RSD	207.76	33.508	9.3901	10641.	1591.1	4.0303	.94099
Check ?	Chk Pass	Chk Pass	Chk Pass	Chk Pass	Chk Pass	Chk Pass	Chk Fail
High Limit							500.00
Low Limit							-1000.0

Elem	Sr3464
IS Ref	(Y_3710)
Units	ppb
Avg	1.9902
Stddev	.6427
%RSD	32.291
Check ?	Chk Pass
High Limit	
Low Limit	

Int. Std.	In2306	Y_2243	Y_3600	Y_3710
Units	Cts/S	Cts/S	Cts/S	Cts/S
Avg	5976.8	3716.5	51927.	6699.9
Stddev	5.1	6.3	53.	14.1
%RSD	.08495	.17043	.10241	.20973

PDF created with pdfFactory Pro trial version www.pdffactory.com

Sample Name: mb 240-240211/2-a Acquired: 8/1/2016 14:50:35 Type: QC
Method: ICP I9 Method 200.7-6010(v140) Mode: CONC Corr. Factor: 1.000000
User: analyst Custom ID1: Custom ID2: Custom ID3:
Comment:

Elem	Ag3280	Al3082	As1890	B_1826	Ba4554	Be3130	Ca3179	Cd2288
IS Ref	(Y_3600)	(Y_3710)	(Y_2243)	(Y_2243)	(Y_3710)	(Y_3710)	(Y_3710)	(Y_2243)
Units	ppb	ppb	ppb	ppb	ppb	ppb	ppb	ppb
Avg	.29863	-5.4529	-.24358	6.1526	1.5804	-.03567	329.44	.2257
Stddev	.23454	6.3914	.97269	.3089	.2435	.10376	3.59	.0476
%RSD	78.540	117.21	399.33	5.0211	15.408	290.89	1.0902	21.11
Check ?	Chk Pass	Chk Pass	Chk Pass	Chk Pass	Chk Pass	Chk Pass	None	Chk Pass
High Limit								
Low Limit								

Elem	Co2286	Cr2677	Cu3273	Fe2599	K_7664	Li6707	Mg2790	Mn2576
IS Ref	(In2306)	(Y_3600)	(Y_3600)	(Y_3710)	(Y_3710)	(Y_3710)	(Y_3710)	(Y_3600)
Units	ppb	ppb	ppb	ppb	ppb	ppb	ppb	ppb
Avg	-.44255	.30598	2.7805	16.418	37.610	-1.6702	99.543	8.7574
Stddev	.15297	.05618	.7032	.997	32.881	1.4272	11.590	.0981
%RSD	34.566	18.359	25.289	6.0695	87.425	85.452	11.644	1.1200
Check ?	Chk Pass	Chk Pass	Chk Pass	Chk Pass	None	Chk Pass	None	Chk Pass
High Limit								
Low Limit								

Elem	Mo2020	Na5895	Ni2316	Pb2203	Sb2175	Se1960	Sn1899	Ti3372
IS Ref	(Y_2243)	(Y_3710)	(In2306)	(Y_2243)	(Y_2243)	(Y_2243)	(In2306)	(Y_3600)
Units	ppb	ppb	ppb	ppb	ppb	ppb	ppb	ppb
Avg	-.39648	239.88	.60244	-.77388	.2977	-1.6606	1.2230	.07800
Stddev	.16808	12.03	.60164	.79382	2.177	1.9019	.2011	.10514
%RSD	42.395	5.0132	99.867	102.58	731.4	114.53	16.445	134.80
Check ?	Chk Pass	None	Chk Pass	Chk Pass	Chk Pass	Chk Pass	Chk Pass	Chk Pass
High Limit								
Low Limit								

PDF created with pdfFactory Pro trial version www.pdffactory.com

Sample Name: mb 240-240211/2-a Acquired: 8/1/2016 14:50:35 Type: QC
Method: ICP I9 Method 200.7-6010(v140) Mode: CONC Corr. Factor: 1.000000
User: analyst Custom ID1: Custom ID2: Custom ID3:
Comment:

Elem	Tl1908	V_2908	Zn2062	Si2516	Sr3464
IS Ref	(In2306)	(Y_3710)	(In2306)	(Y_3710)	(Y_3710)
Units	ppb	ppb	ppb	ppb	ppb
Avg	.34805	.22745	11.761	113.34	-1.5029
Stddev	.60994	2.5409	.042	6.32	.7443
%RSD	175.25	1117.2	.35620	5.5737	49.523
Check ?	Chk Pass	Chk Pass	Chk Pass	Chk Pass	Chk Pass
High Limit					
Low Limit					

Int. Std.	In2306	Y_2243	Y_3600	Y_3710
Units	Cts/S	Cts/S	Cts/S	Cts/S
Avg	5984.4	3724.0	52766.	6740.9
Stddev	9.8	8.5	126.	25.7
%RSD	.16309	.22716	.23951	.38092

PDF created with pdfFactory Pro trial version www.pdffactory.com

Sample Name: lcs 240-240211/3-a Acquired: 8/1/2016 14:54:41 Type: QC
Method: ICP I9 Method 200.7-6010(v140) Mode: CONC Corr. Factor: 1.000000
User: analyst Custom ID1: Custom ID2: Custom ID3:
Comment:

Elem	Ag3280	Al3082	As1890	B_1826	Ba4554	Be3130	Ca3179
IS Ref	(Y_3600)	(Y_3710)	(Y_2243)	(Y_2243)	(Y_3710)	(Y_3710)	(Y_3710)
Units	ppb	ppb	ppb	ppb	ppb	ppb	ppb
Avg	52.844	2201.7	2126.2	F 1292.4	2035.9	53.156	53762.
Stddev	.654	9.2	11.4	3.2	1.0	.044	57.
%RSD	1.2383	.41762	.53484	.24847	.04751	.08278	.10581
Check ?	Chk Pass	Chk Pass	Chk Pass	Chk Fail	Chk Pass	Chk Pass	None
Value				1000.0			
Range				20.500%			

Elem	Cd2288	Co2286	Cr2677	Cu3273	Fe2599	K_7664	Li6707
IS Ref	(Y_2243)	(In2306)	(Y_3600)	(Y_3600)	(Y_3710)	(Y_3710)	(Y_3710)
Units	ppb	ppb	ppb	ppb	ppb	ppb	ppb
Avg	52.90	514.71	208.32	265.28	1091.3	52066.	1031.5
Stddev	.15	2.49	.69	.72	2.9	76.	4.0
%RSD	.2875	.48372	.33221	.27094	.26717	.14675	.38760
Check ?	Chk Pass	Chk Pass	Chk Pass	Chk Pass	Chk Pass	None	Chk Pass
Value							
Range							

Elem	Mg2790	Mn2576	Mo2020	Na5895	Ni2316	Pb2203	Sb2175
IS Ref	(Y_3710)	(Y_3600)	(Y_2243)	(Y_3710)	(In2306)	(Y_2243)	(Y_2243)
Units	ppb	ppb	ppb	ppb	ppb	ppb	ppb
Avg	52758.	527.08	1047.3	62142.	526.98	505.46	528.2
Stddev	66.	1.09	5.7	61.	2.75	1.40	4.4
%RSD	.12508	.20717	.54736	.09856	.52134	.27719	.8294
Check ?	None	Chk Pass	Chk Pass	None	Chk Pass	Chk Pass	Chk Pass
Value							
Range							

PDF created with pdfFactory Pro trial version www.pdffactory.com

Sample Name: lcs 240-240211/3-a Acquired: 8/1/2016 14:54:41 Type: QC
Method: ICP I9 Method 200.7-6010(v140) Mode: CONC Corr. Factor: 1.000000
User: analyst Custom ID1: Custom ID2: Custom ID3:
Comment:

Elem	Se1960	Sn1899	Ti3372	Tl1908	V_2908	Zn2062	Si2516
IS Ref	(Y_2243)	(In2306)	(Y_3600)	(In2306)	(Y_3710)	(In2306)	(Y_3710)
Units	ppb	ppb	ppb	ppb	ppb	ppb	ppb
Avg	2127.8	2077.7	1056.0	2037.1	531.56	544.68	F 3051.3
Stddev	10.1	17.0	1.2	13.1	3.23	2.26	27.6
%RSD	.47315	.81951	.11243	.64070	.60719	.41583	.90313
Check ?	Chk Pass	Chk Pass	Chk Pass	Chk Pass	Chk Pass	Chk Pass	Chk Fail
Value							1000.0
Range							20.500%

Elem	Sr3464
IS Ref	(Y_3710)
Units	ppb
Avg	1039.0
Stddev	4.8
%RSD	.46607
Check ?	Chk Pass
Value	
Range	

Int. Std.	In2306	Y_2243	Y_3600	Y_3710
Units	Cts/S	Cts/S	Cts/S	Cts/S
Avg	5350.0	3531.5	49328.	6606.1
Stddev	7.6	8.0	149.	8.9
%RSD	.14132	.22611	.30255	.13497

PDF created with pdfFactory Pro trial version www.pdffactory.com

Sample Name: CCV-2632473 Acquired: 8/1/2016 14:58:22 Type: QC
Method: ICP I9 Method 200.7-6010(v140) Mode: CONC Corr. Factor: 1.000000
User: analyst Custom ID1: Custom ID2: Custom ID3:
Comment:

Elem	Ag3280	Al3082	As1890	B_1826	Ba4554	Be3130	Ca3179	Cd2288
IS Ref	(Y_3600)	(Y_3710)	(Y_2243)	(Y_2243)	(Y_3710)	(Y_3710)	(Y_3710)	(Y_2243)
Units	ppb	ppb	ppb	ppb	ppb	ppb	ppb	ppb
Avg	995.70	25236.	491.65	5064.0	1949.4	1992.6	51408.	494.7
Stddev	4.38	184.	2.13	15.8	6.6	8.4	311.	2.1
%RSD	.43992	.72851	.43384	.31259	.33655	.42374	.60518	.4344
Check ?	Chk Pass	Chk Pass	Chk Pass	Chk Pass	Chk Pass	Chk Pass	Chk Pass	Chk Pass
Value								
Range								

Elem	Co2286	Cr2677	Cu3273	Fe2599	K_7664	Li6707	Mg2790	Mn2576
IS Ref	(In2306)	(Y_3600)	(Y_3600)	(Y_3710)	(Y_3710)	(Y_3710)	(Y_3710)	(Y_3600)
Units	ppb	ppb	ppb	ppb	ppb	ppb	ppb	ppb
Avg	1972.8	1925.7	1931.6	25273.	49802.	4948.4	50057.	1938.7
Stddev	4.9	10.5	8.1	67.	186.	21.9	143.	6.4
%RSD	.24965	.54410	.42167	.26471	.37382	.44220	.28588	.33100
Check ?	Chk Pass	Chk Pass	Chk Pass	Chk Pass	Chk Pass	Chk Pass	Chk Pass	Chk Pass
Value								
Range								

Elem	Mo2020	Na5895	Ni2316	Pb2203	Sb2175	Se1960	Sn1899	Ti3372
IS Ref	(Y_2243)	(Y_3710)	(In2306)	(Y_2243)	(Y_2243)	(Y_2243)	(In2306)	(Y_3600)
Units	ppb	ppb	ppb	ppb	ppb	ppb	ppb	ppb
Avg	1993.1	49832.	1981.9	480.14	504.9	500.97	5083.2	4954.7
Stddev	7.9	228.	5.3	2.73	2.8	2.38	18.9	18.7
%RSD	.39691	.45768	.26872	.56780	.5635	.47434	.37183	.37717
Check ?	Chk Pass	Chk Pass	Chk Pass	Chk Pass	Chk Pass	Chk Pass	Chk Pass	Chk Pass
Value								
Range								

PDF created with pdfFactory Pro trial version www.pdffactory.com

Sample Name: CCV-2632473 Acquired: 8/1/2016 14:58:22 Type: QC
Method: ICP I9 Method 200.7-6010(v140) Mode: CONC Corr. Factor: 1.000000
User: analyst Custom ID1: Custom ID2: Custom ID3:
Comment:

Elem	Tl1908	V_2908	Zn2062	Si2516	Sr3464
IS Ref	(In2306)	(Y_3710)	(In2306)	(Y_3710)	(Y_3710)
Units	ppb	ppb	ppb	ppb	ppb
Avg	996.92	1986.2	2038.8	5234.9	4954.8
Stddev	4.26	14.6	5.2	41.1	22.3
%RSD	.42767	.73684	.25421	.78567	.44922
Check ?	Chk Pass	Chk Pass	Chk Pass	Chk Pass	Chk Pass
Value					
Range					

Int. Std.	In2306	Y_2243	Y_3600	Y_3710
Units	Cts/S	Cts/S	Cts/S	Cts/S
Avg	5327.1	3575.1	49367.	6532.7
Stddev	3.2	1.5	166.	33.0
%RSD	.06059	.04181	.33649	.50495

PDF created with pdfFactory Pro trial version www.pdffactory.com

Sample Name: CCB Acquired: 8/1/2016 15:02:04 Type: QC
Method: ICP I9 Method 200.7-6010(v140) Mode: CONC Corr. Factor: 1.000000
User: analyst Custom ID1: Custom ID2: Custom ID3:
Comment:

Elem	Ag3280	Al3082	As1890	B_1826	Ba4554	Be3130	Ca3179	Cd2288
IS Ref	(Y_3600)	(Y_3710)	(Y_2243)	(Y_2243)	(Y_3710)	(Y_3710)	(Y_3710)	(Y_2243)
Units	ppb	ppb	ppb	ppb	ppb	ppb	ppb	ppb
Avg	.05988	-1.6121	.27127	7.2331	.38155	.20769	5.3503	.3325
Stddev	.52791	15.298	1.2464	.2537	.31434	.03265	2.3331	.0889
%RSD	881.58	948.93	459.46	3.5069	82.386	15.720	43.606	26.74
Check ?	Chk Pass	Chk Pass	Chk Pass	Chk Pass	Chk Pass	Chk Pass	Chk Pass	Chk Pass
High Limit								
Low Limit								

Elem	Co2286	Cr2677	Cu3273	Fe2599	K_7664	Li6707	Mg2790	Mn2576
IS Ref	(In2306)	(Y_3600)	(Y_3600)	(Y_3710)	(Y_3710)	(Y_3710)	(Y_3710)	(Y_3600)
Units	ppb	ppb	ppb	ppb	ppb	ppb	ppb	ppb
Avg	-.33605	.24417	.76233	2.8573	61.981	.88625	.06281	.17387
Stddev	.21398	.23311	.29211	1.0937	41.832	2.5330	8.1307	.06558
%RSD	63.675	95.469	38.318	38.277	67.491	285.81	12944.	37.716
Check ?	Chk Pass	Chk Pass	Chk Pass	Chk Pass	Chk Pass	Chk Pass	Chk Pass	Chk Pass
High Limit								
Low Limit								

Elem	Mo2020	Na5895	Ni2316	Pb2203	Sb2175	Se1960	Sn1899	Ti3372
IS Ref	(Y_2243)	(Y_3710)	(In2306)	(Y_2243)	(Y_2243)	(Y_2243)	(In2306)	(Y_3600)
Units	ppb	ppb	ppb	ppb	ppb	ppb	ppb	ppb
Avg	2.7359	132.50	-.18929	.21892	.7229	-1.8358	.48470	1.3846
Stddev	.1219	8.58	.17606	.42237	1.425	2.0281	.37599	.1015
%RSD	4.4564	6.4754	93.010	192.93	197.1	110.48	77.572	7.3277
Check ?	Chk Pass	Chk Pass	Chk Pass	Chk Pass	Chk Pass	Chk Pass	Chk Pass	Chk Pass
High Limit								
Low Limit								

PDF created with pdfFactory Pro trial version www.pdffactory.com

Sample Name: CCB Acquired: 8/1/2016 15:02:04 Type: QC
Method: ICP I9 Method 200.7-6010(v140) Mode: CONC Corr. Factor: 1.000000
User: analyst Custom ID1: Custom ID2: Custom ID3:
Comment:

Elem	Tl1908	V_2908	Zn2062	Si2516	Sr3464
IS Ref	(In2306)	(Y_3710)	(In2306)	(Y_3710)	(Y_3710)
Units	ppb	ppb	ppb	ppb	ppb
Avg	.60435	3.3480	-.02355	-42.625	-.93873
Stddev	1.5106	2.9546	.20297	9.005	1.7705
%RSD	249.96	88.251	861.77	21.126	188.61
Check ?	Chk Pass	Chk Pass	Chk Pass	Chk Pass	Chk Pass
High Limit					
Low Limit					

Int. Std.	In2306	Y_2243	Y_3600	Y_3710
Units	Cts/S	Cts/S	Cts/S	Cts/S
Avg	5997.7	3722.3	52396.	6604.7
Stddev	7.1	7.0	147.	15.1
%RSD	.11812	.18897	.28056	.22813

PDF created with pdfFactory Pro trial version www.pdffactory.com

Sample Name: 240-67510-b-1-d Acquired: 8/1/2016 15:06:13 Type: Unk
Method: ICP I9 Method 200.7-6010(v140) Mode: CONC Corr. Factor: 1.000000
User: analyst Custom ID1: Custom ID2: Custom ID3:
Comment:

Elem	Ag3280	Al3082	As1890	B_1826	Ba4554	Be3130	Ca3179	Cd2288
IS Ref	(Y_3600)	(Y_3710)	(Y_2243)	(Y_2243)	(Y_3710)	(Y_3710)	(Y_3710)	(Y_2243)
Units	ppb	ppb	ppb	ppb	ppb	ppb	ppb	ppb
Avg	-.29712	370.73	1.9495	243.26	9.1080	-.00426	9512.6	.1210
Stddev	.65683	18.01	2.6816	.98	.2556	.07500	18.4	.0769
%RSD	221.06	4.8572	137.55	.40469	2.8068	1760.0	.19396	63.54
Check ?	Chk Pass	Chk Pass	Chk Pass	Chk Pass	Chk Pass	Chk Pass	Chk Pass	Chk Pass
High Limit								
Low Limit								

Elem	Co2286	Cr2677	Cu3273	Fe2599	K_7664	Li6707	Mg2790	Mn2576
IS Ref	(In2306)	(Y_3600)	(Y_3600)	(Y_3710)	(Y_3710)	(Y_3710)	(Y_3710)	(Y_3600)
Units	ppb	ppb	ppb	ppb	ppb	ppb	ppb	ppb
Avg	-.49322	3.6568	.77696	75.743	487.20	6.7028	1705.2	63.472
Stddev	.20298	.3126	.70208	1.306	19.52	1.1132	27.2	.197
%RSD	41.153	8.5479	90.362	1.7248	4.0069	16.609	1.5962	.31040
Check ?	Chk Pass	Chk Pass	Chk Pass	Chk Pass	Chk Pass	Chk Pass	Chk Pass	Chk Pass
High Limit								
Low Limit								

Elem	Mo2020	Na5895	Ni2316	Pb2203	Sb2175	Se1960	Sn1899	Ti3372
IS Ref	(Y_2243)	(Y_3710)	(In2306)	(Y_2243)	(Y_2243)	(Y_2243)	(In2306)	(Y_3600)
Units	ppb	ppb	ppb	ppb	ppb	ppb	ppb	ppb
Avg	.42112	35613.	-.07266	.94501	2.428	-1.7248	1.5963	13.782
Stddev	.08528	45.	.29796	1.0973	.561	2.7380	.1933	.033
%RSD	20.250	.12581	410.10	116.12	23.10	158.74	12.111	.23888
Check ?	Chk Pass	Chk Pass	Chk Pass	Chk Pass	Chk Pass	Chk Pass	Chk Pass	Chk Pass
High Limit								
Low Limit								

PDF created with pdfFactory Pro trial version www.pdffactory.com

Sample Name: 240-67510-b-1-d Acquired: 8/1/2016 15:06:13 Type: Unk
Method: ICP I9 Method 200.7-6010(v140) Mode: CONC Corr. Factor: 1.000000
User: analyst Custom ID1: Custom ID2: Custom ID3:
Comment:

Elem	Tl1908	V_2908	Zn2062	Si2516	Sr3464
IS Ref	(In2306)	(Y_3710)	(In2306)	(Y_3710)	(Y_3710)
Units	ppb	ppb	ppb	ppb	ppb
Avg	.24445	60.386	2.4967	6705.9	13.427
Stddev	.26091	1.945	.0894	31.5	3.405
%RSD	106.73	3.2204	3.5820	.46971	25.362
Check ?	Chk Pass	Chk Pass	Chk Pass	Chk Pass	Chk Pass
High Limit					
Low Limit					

Int. Std.	In2306	Y_2243	Y_3600	Y_3710
Units	Cts/S	Cts/S	Cts/S	Cts/S
Avg	5798.3	3664.7	51382.	6696.9
Stddev	7.6	7.8	312.	18.3
%RSD	.13109	.21174	.60759	.27301
Check ?	Chk Pass	Chk Pass	Chk Pass	Chk Pass
Value	97.904%	99.447%	98.953%	98.731%
Range				

PDF created with pdfFactory Pro trial version www.pdffactory.com

Sample Name: 240-67510-b-2-d Acquired: 8/1/2016 15:10:16 Type: Unk
Method: ICP I9 Method 200.7-6010(v140) Mode: CONC Corr. Factor: 1.000000
User: analyst Custom ID1: Custom ID2: Custom ID3:
Comment:

Elem	Ag3280	Al3082	As1890	B_1826	Ba4554	Be3130	Ca3179	Cd2288
IS Ref	(Y_3600)	(Y_3710)	(Y_2243)	(Y_2243)	(Y_3710)	(Y_3710)	(Y_3710)	(Y_2243)
Units	ppb	ppb	ppb	ppb	ppb	ppb	ppb	ppb
Avg	.02043	673.36	.11068	222.94	25.457	-.00381	11675.	.1772
Stddev	.01498	28.34	1.2186	.81	.347	.03732	59.	.1136
%RSD	73.320	4.2094	1101.0	.36347	1.3645	979.87	.50791	64.13
Check ?	Chk Pass	Chk Pass	Chk Pass	Chk Pass	Chk Pass	Chk Pass	Chk Pass	Chk Pass
High Limit								
Low Limit								

Elem	Co2286	Cr2677	Cu3273	Fe2599	K_7664	Li6707	Mg2790	Mn2576
IS Ref	(In2306)	(Y_3600)	(Y_3600)	(Y_3710)	(Y_3710)	(Y_3710)	(Y_3710)	(Y_3600)
Units	ppb	ppb	ppb	ppb	ppb	ppb	ppb	ppb
Avg	-.25144	3.9089	2.3143	181.11	611.53	5.8243	2307.2	170.65
Stddev	.10502	.3379	.3331	.79	21.95	.7303	6.9	.57
%RSD	41.766	8.6432	14.391	.43606	3.5899	12.539	.29965	.33153
Check ?	Chk Pass	Chk Pass	Chk Pass	Chk Pass	Chk Pass	Chk Pass	Chk Pass	Chk Pass
High Limit								
Low Limit								

Elem	Mo2020	Na5895	Ni2316	Pb2203	Sb2175	Se1960	Sn1899	Ti3372
IS Ref	(Y_2243)	(Y_3710)	(In2306)	(Y_2243)	(Y_2243)	(Y_2243)	(In2306)	(Y_3600)
Units	ppb	ppb	ppb	ppb	ppb	ppb	ppb	ppb
Avg	-.29716	33511.	.29938	.68926	5.639	.28705	1.3285	47.321
Stddev	.25276	61.	.05088	.91665	2.129	1.0122	.4137	.221
%RSD	85.061	.18120	16.996	132.99	37.75	352.64	31.140	.46638
Check ?	Chk Pass	Chk Pass	Chk Pass	Chk Pass	Chk Pass	Chk Pass	Chk Pass	Chk Pass
High Limit								
Low Limit								

PDF created with pdfFactory Pro trial version www.pdffactory.com

Sample Name: 240-67510-b-2-d Acquired: 8/1/2016 15:10:16 Type: Unk
Method: ICP I9 Method 200.7-6010(v140) Mode: CONC Corr. Factor: 1.000000
User: analyst Custom ID1: Custom ID2: Custom ID3:
Comment:

Elem	Tl1908	V_2908	Zn2062	Si2516	Sr3464
IS Ref	(In2306)	(Y_3710)	(In2306)	(Y_3710)	(Y_3710)
Units	ppb	ppb	ppb	ppb	ppb
Avg	2.3907	49.268	7.1710	8134.5	25.953
Stddev	.6929	.916	.0677	72.7	4.071
%RSD	28.982	1.8599	.94338	.89425	15.687
Check ?	Chk Pass	Chk Pass	Chk Pass	Chk Pass	Chk Pass
High Limit					
Low Limit					

Int. Std.	In2306	Y_2243	Y_3600	Y_3710
Units	Cts/S	Cts/S	Cts/S	Cts/S
Avg	5824.1	3686.1	51250.	6682.4
Stddev	11.6	5.7	106.	32.9
%RSD	.19887	.15407	.20683	.49276
Check ?	Chk Pass	Chk Pass	Chk Pass	Chk Pass
Value	98.339%	100.03%	98.698%	98.517%
Range				

PDF created with pdfFactory Pro trial version www.pdffactory.com

Sample Name: 240-67510-b-3-d Acquired: 8/1/2016 15:14:20 Type: Unk
Method: ICP I9 Method 200.7-6010(v140) Mode: CONC Corr. Factor: 1.000000
User: analyst Custom ID1: Custom ID2: Custom ID3:
Comment:

Elem	Ag3280	Al3082	As1890	B_1826	Ba4554	Be3130	Ca3179	Cd2288
IS Ref	(Y_3600)	(Y_3710)	(Y_2243)	(Y_2243)	(Y_3710)	(Y_3710)	(Y_3710)	(Y_2243)
Units	ppb	ppb	ppb	ppb	ppb	ppb	ppb	ppb
Avg	-.17330	620.48	.36019	230.32	20.105	.04084	8888.2	.1484
Stddev	.09644	17.73	.87935	.80	.104	.05620	27.3	.1441
%RSD	55.651	2.8579	244.13	.34655	.51568	137.61	.30682	97.14
Check ?	Chk Pass	Chk Pass	Chk Pass	Chk Pass	Chk Pass	Chk Pass	Chk Pass	Chk Pass
High Limit								
Low Limit								

Elem	Co2286	Cr2677	Cu3273	Fe2599	K_7664	Li6707	Mg2790	Mn2576
IS Ref	(In2306)	(Y_3600)	(Y_3600)	(Y_3710)	(Y_3710)	(Y_3710)	(Y_3710)	(Y_3600)
Units	ppb	ppb	ppb	ppb	ppb	ppb	ppb	ppb
Avg	-.37897	1.8220	1.7631	172.92	402.47	3.8134	1797.0	87.470
Stddev	.28292	.2816	.4885	2.55	26.44	1.9789	12.5	.135
%RSD	74.655	15.454	27.705	1.4733	6.5699	51.894	.69636	.15423
Check ?	Chk Pass	Chk Pass	Chk Pass	Chk Pass	Chk Pass	Chk Pass	Chk Pass	Chk Pass
High Limit								
Low Limit								

Elem	Mo2020	Na5895	Ni2316	Pb2203	Sb2175	Se1960	Sn1899	Ti3372
IS Ref	(Y_2243)	(Y_3710)	(In2306)	(Y_2243)	(Y_2243)	(Y_2243)	(In2306)	(Y_3600)
Units	ppb	ppb	ppb	ppb	ppb	ppb	ppb	ppb
Avg	-.43256	25509.	.14417	-.25210	2.290	-.61392	1.1754	19.543
Stddev	.45166	35.	.18076	1.2305	1.483	.48073	.5818	.125
%RSD	104.41	.13540	125.38	488.10	64.76	78.305	49.500	.63755
Check ?	Chk Pass	Chk Pass	Chk Pass	Chk Pass	Chk Pass	Chk Pass	Chk Pass	Chk Pass
High Limit								
Low Limit								

PDF created with pdfFactory Pro trial version www.pdffactory.com

Sample Name: 240-67510-b-3-d Acquired: 8/1/2016 15:14:20 Type: Unk
Method: ICP I9 Method 200.7-6010(v140) Mode: CONC Corr. Factor: 1.000000
User: analyst Custom ID1: Custom ID2: Custom ID3:
Comment:

Elem	Tl1908	V_2908	Zn2062	Si2516	Sr3464
IS Ref	(In2306)	(Y_3710)	(In2306)	(Y_3710)	(Y_3710)
Units	ppb	ppb	ppb	ppb	ppb
Avg	1.1177	15.677	4.1472	7742.2	19.353
Stddev	1.1653	1.672	.1330	25.9	3.983
%RSD	104.26	10.667	3.2062	.33438	20.581
Check ?	Chk Pass	Chk Pass	Chk Pass	Chk Pass	Chk Pass
High Limit					
Low Limit					

Int. Std.	In2306	Y_2243	Y_3600	Y_3710
Units	Cts/S	Cts/S	Cts/S	Cts/S
Avg	5905.9	3713.1	51590.	6732.9
Stddev	8.7	3.3	63.	25.9
%RSD	.14695	.08845	.12292	.38462
Check ?	Chk Pass	Chk Pass	Chk Pass	Chk Pass
Value	99.721%	100.76%	99.352%	99.261%
Range				

PDF created with pdfFactory Pro trial version www.pdffactory.com

Sample Name: 240-67510-b-4-d Acquired: 8/1/2016 15:18:25 Type: Unk
Method: ICP I9 Method 200.7-6010(v140) Mode: CONC Corr. Factor: 1.000000
User: analyst Custom ID1: Custom ID2: Custom ID3:
Comment:

Elem	Ag3280	Al3082	As1890	B_1826	Ba4554	Be3130	Ca3179	Cd2288
IS Ref	(Y_3600)	(Y_3710)	(Y_2243)	(Y_2243)	(Y_3710)	(Y_3710)	(Y_3710)	(Y_2243)
Units	ppb	ppb	ppb	ppb	ppb	ppb	ppb	ppb
Avg	-.25559	201.05	-.26509	193.76	36.444	.01245	15492.	.1549
Stddev	.43002	13.17	.68112	1.59	.270	.03425	36.	.0774
%RSD	168.24	6.5518	256.94	.82007	.74067	275.07	.23375	49.95
Check ?	Chk Pass	Chk Pass	Chk Pass	Chk Pass	Chk Pass	Chk Pass	Chk Pass	Chk Pass
High Limit								
Low Limit								

Elem	Co2286	Cr2677	Cu3273	Fe2599	K_7664	Li6707	Mg2790	Mn2576
IS Ref	(In2306)	(Y_3600)	(Y_3600)	(Y_3710)	(Y_3710)	(Y_3710)	(Y_3710)	(Y_3600)
Units	ppb	ppb	ppb	ppb	ppb	ppb	ppb	ppb
Avg	-.57558	2.5488	.32700	48.935	547.94	4.6629	1820.7	42.708
Stddev	.14242	.3762	.70776	.583	31.77	1.4149	8.7	.188
%RSD	24.744	14.760	216.44	1.1917	5.7974	30.343	.47535	.44029
Check ?	Chk Pass	Chk Pass	Chk Pass	Chk Pass	Chk Pass	Chk Pass	Chk Pass	Chk Pass
High Limit								
Low Limit								

Elem	Mo2020	Na5895	Ni2316	Pb2203	Sb2175	Se1960	Sn1899	Ti3372
IS Ref	(Y_2243)	(Y_3710)	(In2306)	(Y_2243)	(Y_2243)	(Y_2243)	(In2306)	(Y_3600)
Units	ppb	ppb	ppb	ppb	ppb	ppb	ppb	ppb
Avg	-.56030	32814.	-.11063	-.20683	4.808	-2.9076	1.2924	9.4785
Stddev	.10796	100.	.36337	1.4796	.493	.6701	.1436	.0984
%RSD	19.268	.30431	328.44	715.35	10.26	23.048	11.110	1.0381
Check ?	Chk Pass	Chk Pass	Chk Pass	Chk Pass	Chk Pass	Chk Pass	Chk Pass	Chk Pass
High Limit								
Low Limit								

PDF created with pdfFactory Pro trial version www.pdffactory.com

Sample Name: 240-67510-b-4-d Acquired: 8/1/2016 15:18:25 Type: Unk
Method: ICP I9 Method 200.7-6010(v140) Mode: CONC Corr. Factor: 1.000000
User: analyst Custom ID1: Custom ID2: Custom ID3:
Comment:

Elem	Tl1908	V_2908	Zn2062	Si2516	Sr3464
IS Ref	(In2306)	(Y_3710)	(In2306)	(Y_3710)	(Y_3710)
Units	ppb	ppb	ppb	ppb	ppb
Avg	.68520	4.1407	3.2725	9241.6	44.340
Stddev	.94981	.6026	.1834	21.1	6.353
%RSD	138.62	14.553	5.6046	.22856	14.327
Check ?	Chk Pass	Chk Pass	Chk Pass	Chk Pass	Chk Pass
High Limit					
Low Limit					

Int. Std.	In2306	Y_2243	Y_3600	Y_3710
Units	Cts/S	Cts/S	Cts/S	Cts/S
Avg	5852.8	3692.5	51408.	6698.2
Stddev	13.2	9.0	112.	27.9
%RSD	.22470	.24318	.21761	.41660
Check ?	Chk Pass	Chk Pass	Chk Pass	Chk Pass
Value	98.824%	100.20%	99.002%	98.749%
Range				

PDF created with pdfFactory Pro trial version www.pdffactory.com

Sample Name: 240-67510-b-5-d Acquired: 8/1/2016 15:22:29 Type: Unk
Method: ICP I9 Method 200.7-6010(v140) Mode: CONC Corr. Factor: 1.000000
User: analyst Custom ID1: Custom ID2: Custom ID3:
Comment:

Elem	Ag3280	Al3082	As1890	B_1826	Ba4554	Be3130	Ca3179	Cd2288
IS Ref	(Y_3600)	(Y_3710)	(Y_2243)	(Y_2243)	(Y_3710)	(Y_3710)	(Y_3710)	(Y_2243)
Units	ppb	ppb	ppb	ppb	ppb	ppb	ppb	ppb
Avg	.10537	396.32	1.2517	193.19	17.408	.15020	11331.	.1569
Stddev	.33411	10.84	.7212	1.21	.042	.09949	27.	.1063
%RSD	317.08	2.7362	57.616	.62813	.24000	66.236	.23432	67.77
Check ?	Chk Pass	Chk Pass	Chk Pass	Chk Pass	Chk Pass	Chk Pass	Chk Pass	Chk Pass
High Limit								
Low Limit								

Elem	Co2286	Cr2677	Cu3273	Fe2599	K_7664	Li6707	Mg2790	Mn2576
IS Ref	(In2306)	(Y_3600)	(Y_3600)	(Y_3710)	(Y_3710)	(Y_3710)	(Y_3710)	(Y_3600)
Units	ppb	ppb	ppb	ppb	ppb	ppb	ppb	ppb
Avg	-.54597	3.4983	1.4527	178.18	623.61	4.6775	2258.4	162.82
Stddev	.21686	.1057	.8551	.57	15.13	.9817	19.2	.29
%RSD	39.719	3.0208	58.863	.31876	2.4253	20.988	.84898	.17817
Check ?	Chk Pass	Chk Pass	Chk Pass	Chk Pass	Chk Pass	Chk Pass	Chk Pass	Chk Pass
High Limit								
Low Limit								

Elem	Mo2020	Na5895	Ni2316	Pb2203	Sb2175	Se1960	Sn1899	Ti3372
IS Ref	(Y_2243)	(Y_3710)	(In2306)	(Y_2243)	(Y_2243)	(Y_2243)	(In2306)	(Y_3600)
Units	ppb	ppb	ppb	ppb	ppb	ppb	ppb	ppb
Avg	-.66143	32107.	.13086	1.2949	6.148	-1.4547	1.2418	23.970
Stddev	.36066	64.	.30777	1.2844	2.097	.5289	.3883	.164
%RSD	54.526	.20085	235.19	99.188	34.10	36.358	31.268	.68340
Check ?	Chk Pass	Chk Pass	Chk Pass	Chk Pass	Chk Pass	Chk Pass	Chk Pass	Chk Pass
High Limit								
Low Limit								

PDF created with pdfFactory Pro trial version www.pdffactory.com

Sample Name: 240-67510-b-5-d Acquired: 8/1/2016 15:22:29 Type: Unk
Method: ICP I9 Method 200.7-6010(v140) Mode: CONC Corr. Factor: 1.000000
User: analyst Custom ID1: Custom ID2: Custom ID3:
Comment:

Elem	Tl1908	V_2908	Zn2062	Si2516	Sr3464
IS Ref	(In2306)	(Y_3710)	(In2306)	(Y_3710)	(Y_3710)
Units	ppb	ppb	ppb	ppb	ppb
Avg	1.3920	18.236	4.0781	7508.0	22.998
Stddev	.9724	2.058	.0214	25.4	3.037
%RSD	69.858	11.287	.52544	.33821	13.207
Check ?	Chk Pass	Chk Pass	Chk Pass	Chk Pass	Chk Pass
High Limit					
Low Limit					

Int. Std.	In2306	Y_2243	Y_3600	Y_3710
Units	Cts/S	Cts/S	Cts/S	Cts/S
Avg	5830.8	3687.1	51394.	6698.0
Stddev	7.1	7.3	171.	26.8
%RSD	.12190	.19845	.33232	.40060
Check ?	Chk Pass	Chk Pass	Chk Pass	Chk Pass
Value	98.452%	100.05%	98.974%	98.746%
Range				

PDF created with pdfFactory Pro trial version www.pdffactory.com

Sample Name: 240-67510-b-6-d Acquired: 8/1/2016 15:26:34 Type: Unk
Method: ICP I9 Method 200.7-6010(v140) Mode: CONC Corr. Factor: 1.000000
User: analyst Custom ID1: Custom ID2: Custom ID3:
Comment:

Elem	Ag3280	Al3082	As1890	B_1826	Ba4554	Be3130	Ca3179	Cd2288
IS Ref	(Y_3600)	(Y_3710)	(Y_2243)	(Y_2243)	(Y_3710)	(Y_3710)	(Y_3710)	(Y_2243)
Units	ppb	ppb	ppb	ppb	ppb	ppb	ppb	ppb
Avg	.19396	195.38	.04862	224.47	105.90	-.00003	28782.	.2802
Stddev	.27500	12.93	1.9591	1.66	.35	.04634	50.	.0947
%RSD	141.78	6.6168	4029.6	.74057	.33148	148160.	.17229	33.79
Check ?	Chk Pass	Chk Pass	Chk Pass	Chk Pass	Chk Pass	Chk Pass	Chk Pass	Chk Pass
High Limit								
Low Limit								

Elem	Co2286	Cr2677	Cu3273	Fe2599	K_7664	Li6707	Mg2790	Mn2576
IS Ref	(In2306)	(Y_3600)	(Y_3600)	(Y_3710)	(Y_3710)	(Y_3710)	(Y_3710)	(Y_3600)
Units	ppb	ppb	ppb	ppb	ppb	ppb	ppb	ppb
Avg	-.71746	2.3108	.50955	20.093	557.59	6.6285	946.93	24.275
Stddev	.33192	.3058	.56609	.140	34.28	.9230	11.34	.121
%RSD	46.263	13.235	111.10	.69664	6.1485	13.925	1.1971	.49756
Check ?	Chk Pass	Chk Pass	Chk Pass	Chk Pass	Chk Pass	Chk Pass	Chk Pass	Chk Pass
High Limit								
Low Limit								

Elem	Mo2020	Na5895	Ni2316	Pb2203	Sb2175	Se1960	Sn1899	Ti3372
IS Ref	(Y_2243)	(Y_3710)	(In2306)	(Y_2243)	(Y_2243)	(Y_2243)	(In2306)	(Y_3600)
Units	ppb	ppb	ppb	ppb	ppb	ppb	ppb	ppb
Avg	-1.0991	26203.	-.36048	-.10523	4.573	1.0427	1.6481	2.6167
Stddev	.0725	45.	.43551	.89258	3.004	1.0805	.2408	.1778
%RSD	6.5918	.17196	120.81	848.19	65.69	103.63	14.614	6.7935
Check ?	Chk Pass	Chk Pass	Chk Pass	Chk Pass	Chk Pass	Chk Pass	Chk Pass	Chk Pass
High Limit								
Low Limit								

PDF created with pdfFactory Pro trial version www.pdffactory.com

Sample Name: 240-67510-b-6-d Acquired: 8/1/2016 15:26:34 Type: Unk
Method: ICP I9 Method 200.7-6010(v140) Mode: CONC Corr. Factor: 1.000000
User: analyst Custom ID1: Custom ID2: Custom ID3:
Comment:

Elem	Tl1908	V_2908	Zn2062	Si2516	Sr3464
IS Ref	(In2306)	(Y_3710)	(In2306)	(Y_3710)	(Y_3710)
Units	ppb	ppb	ppb	ppb	ppb
Avg	.79955	6.9843	3.7420	14456.	77.614
Stddev	.31302	.6101	.0994	53.	2.152
%RSD	39.149	8.7349	2.6571	.36785	2.7729
Check ?	Chk Pass	Chk Pass	Chk Pass	Chk Pass	Chk Pass
High Limit					
Low Limit					

Int. Std.	In2306	Y_2243	Y_3600	Y_3710
Units	Cts/S	Cts/S	Cts/S	Cts/S
Avg	5859.2	3697.6	51492.	6719.1
Stddev	15.3	11.4	77.	23.5
%RSD	.26079	.30817	.14879	.34941
Check ?	Chk Pass	Chk Pass	Chk Pass	Chk Pass
Value	98.932%	100.34%	99.164%	99.057%
Range				

PDF created with pdfFactory Pro trial version www.pdffactory.com

Sample Name: SD 240-67510-b-6-d@5 Acquired: 8/1/2016 15:30:38 Type: Unk
Method: ICP I9 Method 200.7-6010(v140) Mode: CONC Corr. Factor: 1.000000
User: analyst Custom ID1: Custom ID2: Custom ID3:
Comment:

Elem	Ag3280	Al3082	As1890	B_1826	Ba4554	Be3130	Ca3179	Cd2288
IS Ref	(Y_3600)	(Y_3710)	(Y_2243)	(Y_2243)	(Y_3710)	(Y_3710)	(Y_3710)	(Y_2243)
Units	ppb	ppb	ppb	ppb	ppb	ppb	ppb	ppb
Avg	-.05686	43.277	1.6288	46.356	21.674	-.03366	5794.8	.1322
Stddev	.11855	9.221	2.2051	.125	.318	.08836	17.4	.0822
%RSD	208.52	21.307	135.38	.26949	1.4654	262.51	.30058	62.17
Check ?	Chk Pass	Chk Pass	Chk Pass	Chk Pass	Chk Pass	Chk Pass	Chk Pass	Chk Pass
High Limit								
Low Limit								

Elem	Co2286	Cr2677	Cu3273	Fe2599	K_7664	Li6707	Mg2790	Mn2576
IS Ref	(In2306)	(Y_3600)	(Y_3600)	(Y_3710)	(Y_3710)	(Y_3710)	(Y_3710)	(Y_3600)
Units	ppb	ppb	ppb	ppb	ppb	ppb	ppb	ppb
Avg	-.19533	.50520	.63338	3.8190	98.502	-.09601	203.59	5.4710
Stddev	.11889	.13313	.23355	1.4613	14.627	.56503	14.95	.0384
%RSD	60.868	26.351	36.873	38.265	14.849	588.53	7.3437	.70210
Check ?	Chk Pass	Chk Pass	Chk Pass	Chk Pass	Chk Pass	Chk Pass	Chk Pass	Chk Pass
High Limit								
Low Limit								

Elem	Mo2020	Na5895	Ni2316	Pb2203	Sb2175	Se1960	Sn1899	Ti3372
IS Ref	(Y_2243)	(Y_3710)	(In2306)	(Y_2243)	(Y_2243)	(Y_2243)	(In2306)	(Y_3600)
Units	ppb	ppb	ppb	ppb	ppb	ppb	ppb	ppb
Avg	-1.1637	5331.3	-.26281	-.44759	1.625	-.53557	-.08741	.32913
Stddev	.0612	15.9	.52803	.62041	.202	1.4348	.18458	.08009
%RSD	5.2576	.29851	200.92	138.61	12.46	267.90	211.17	24.334
Check ?	Chk Pass	Chk Pass	Chk Pass	Chk Pass	Chk Pass	Chk Pass	Chk Pass	Chk Pass
High Limit								
Low Limit								

PDF created with pdfFactory Pro trial version www.pdffactory.com

Sample Name: SD 240-67510-b-6-d@5 Acquired: 8/1/2016 15:30:38 Type: Unk
Method: ICP I9 Method 200.7-6010(v140) Mode: CONC Corr. Factor: 1.000000
User: analyst Custom ID1: Custom ID2: Custom ID3:
Comment:

Elem	Tl1908	V_2908	Zn2062	Si2516	Sr3464
IS Ref	(In2306)	(Y_3710)	(In2306)	(Y_3710)	(Y_3710)
Units	ppb	ppb	ppb	ppb	ppb
Avg	.26653	1.1035	1.3247	2955.0	19.732
Stddev	1.1069	2.2411	.0935	11.6	9.243
%RSD	415.31	203.09	7.0550	.39182	46.845
Check ?	Chk Pass	Chk Pass	Chk Pass	Chk Pass	Chk Pass
High Limit					
Low Limit					

Int. Std.	In2306	Y_2243	Y_3600	Y_3710
Units	Cts/S	Cts/S	Cts/S	Cts/S
Avg	6033.0	3735.7	52236.	6697.9
Stddev	7.5	5.1	50.	7.7
%RSD	.12387	.13576	.09585	.11479
Check ?	Chk Pass	Chk Pass	Chk Pass	Chk Pass
Value	101.87%	101.37%	100.60%	98.745%
Range				

PDF created with pdfFactory Pro trial version www.pdffactory.com

Sample Name: mb 240-240434/1-a Acquired: 8/1/2016 15:34:44 Type: QC
Method: ICP I9 Method 200.7-6010(v140) Mode: CONC Corr. Factor: 1.000000
User: analyst Custom ID1: Custom ID2: Custom ID3:
Comment:

Elem	Ag3280	Al3082	As1890	B_1826	Ba4554	Be3130	Ca3179	Cd2288
IS Ref	(Y_3600)	(Y_3710)	(Y_2243)	(Y_2243)	(Y_3710)	(Y_3710)	(Y_3710)	(Y_2243)
Units	ppb	ppb	ppb	ppb	ppb	ppb	ppb	ppb
Avg	-.18028	14.487	.50714	3.0449	1.2324	.02225	221.71	.3260
Stddev	.23113	19.785	3.0238	.1605	.2670	.05149	3.00	.0361
%RSD	128.21	136.56	596.24	5.2699	21.662	231.44	1.3548	11.07
Check ?	Chk Pass	Chk Pass	Chk Pass	Chk Pass	Chk Pass	Chk Pass	Chk Pass	Chk Pass
High Limit								
Low Limit								

Elem	Co2286	Cr2677	Cu3273	Fe2599	K_7664	Li6707	Mg2790	Mn2576
IS Ref	(In2306)	(Y_3600)	(Y_3600)	(Y_3710)	(Y_3710)	(Y_3710)	(Y_3710)	(Y_3600)
Units	ppb	ppb	ppb	ppb	ppb	ppb	ppb	ppb
Avg	-.33062	.42798	2.3105	33.725	44.044	3.7189	73.342	1.0144
Stddev	.04941	.41720	.7638	1.285	34.798	.5073	9.237	.0296
%RSD	14.945	97.481	33.058	3.8095	79.008	13.641	12.594	2.9185
Check ?	Chk Pass	Chk Pass	Chk Pass	Chk Pass	Chk Pass	Chk Pass	Chk Pass	Chk Pass
High Limit								
Low Limit								

Elem	Mo2020	Na5895	Ni2316	Pb2203	Sb2175	Se1960	Sn1899	Ti3372
IS Ref	(Y_2243)	(Y_3710)	(In2306)	(Y_2243)	(Y_2243)	(Y_2243)	(In2306)	(Y_3600)
Units	ppb	ppb	ppb	ppb	ppb	ppb	ppb	ppb
Avg	-1.1038	157.08	.43324	-.97982	-.2986	-2.0632	28.572	.02629
Stddev	.0336	7.95	.12834	.56052	1.693	1.6481	.724	.14684
%RSD	3.0454	5.0611	29.624	57.206	566.8	79.878	2.5351	558.46
Check ?	Chk Pass	Chk Pass	Chk Pass	Chk Pass	Chk Pass	Chk Pass	Chk Pass	Chk Pass
High Limit								
Low Limit								

PDF created with pdfFactory Pro trial version www.pdffactory.com

Sample Name: mb 240-240434/1-a Acquired: 8/1/2016 15:34:44 Type: QC
Method: ICP I9 Method 200.7-6010(v140) Mode: CONC Corr. Factor: 1.000000
User: analyst Custom ID1: Custom ID2: Custom ID3:
Comment:

Elem	Tl1908	V_2908	Zn2062	Si2516	Sr3464
IS Ref	(In2306)	(Y_3710)	(In2306)	(Y_3710)	(Y_3710)
Units	ppb	ppb	ppb	ppb	ppb
Avg	.60988	.65966	3.8908	36.020	6.5625
Stddev	.87560	1.4118	.0065	8.644	5.1041
%RSD	143.57	214.02	.16752	23.996	77.777
Check ?	Chk Pass	Chk Pass	Chk Pass	Chk Pass	Chk Pass
High Limit					
Low Limit					

Int. Std.	In2306	Y_2243	Y_3600	Y_3710
Units	Cts/S	Cts/S	Cts/S	Cts/S
Avg	5892.0	3682.0	51955.	6606.2
Stddev	7.2	4.6	148.	12.1
%RSD	.12195	.12418	.28401	.18334

PDF created with pdfFactory Pro trial version www.pdffactory.com

Sample Name: lcs 240-240434/2-a Acquired: 8/1/2016 15:38:51 Type: QC
Method: ICP I9 Method 200.7-6010(v140) Mode: CONC Corr. Factor: 1.000000
User: analyst Custom ID1: Custom ID2: Custom ID3:
Comment:

Elem	Ag3280	Al3082	As1890	B_1826	Ba4554	Be3130	Ca3179	Cd2288
IS Ref	(Y_3600)	(Y_3710)	(Y_2243)	(Y_2243)	(Y_3710)	(Y_3710)	(Y_3710)	(Y_2243)
Units	ppb	ppb	ppb	ppb	ppb	ppb	ppb	ppb
Avg	48.926	2012.8	1941.4	970.86	1899.5	49.697	50209.	48.39
Stddev	.363	5.2	6.9	3.40	1.9	.226	207.	.18
%RSD	.74202	.25871	.35380	.34978	.10136	.45401	.41145	.3791
Check ?	Chk Pass	Chk Pass	Chk Pass	Chk Pass	Chk Pass	Chk Pass	Chk Pass	Chk Pass
Value								
Range								

Elem	Co2286	Cr2677	Cu3273	Fe2599	K_7664	Li6707	Mg2790	Mn2576
IS Ref	(In2306)	(Y_3600)	(Y_3600)	(Y_3710)	(Y_3710)	(Y_3710)	(Y_3710)	(Y_3600)
Units	ppb	ppb	ppb	ppb	ppb	ppb	ppb	ppb
Avg	471.50	192.72	242.42	1011.8	48766.	972.26	49361.	480.75
Stddev	2.09	.30	2.06	3.6	137.	.40	96.	1.41
%RSD	.44323	.15680	.84850	.35255	.27997	.04152	.19513	.29404
Check ?	Chk Pass	Chk Pass	Chk Pass	Chk Pass	Chk Pass	Chk Pass	Chk Pass	Chk Pass
Value								
Range								

Elem	Mo2020	Na5895	Ni2316	Pb2203	Sb2175	Se1960	Sn1899	Ti3372
IS Ref	(Y_2243)	(Y_3710)	(In2306)	(Y_2243)	(Y_2243)	(Y_2243)	(In2306)	(Y_3600)
Units	ppb	ppb	ppb	ppb	ppb	ppb	ppb	ppb
Avg	963.87	49296.	483.35	465.40	482.9	1935.1	1959.2	979.72
Stddev	5.69	118.	2.55	3.08	.9	12.3	12.6	2.48
%RSD	.59010	.23863	.52800	.66266	.1845	.63801	.64332	.25262
Check ?	Chk Pass	Chk Pass	Chk Pass	Chk Pass	Chk Pass	Chk Pass	Chk Pass	Chk Pass
Value								
Range								

PDF created with pdfFactory Pro trial version www.pdffactory.com

Sample Name: lcs 240-240434/2-a Acquired: 8/1/2016 15:38:51 Type: QC
Method: ICP I9 Method 200.7-6010(v140) Mode: CONC Corr. Factor: 1.000000
User: analyst Custom ID1: Custom ID2: Custom ID3:
Comment:

Elem	Tl1908	V_2908	Zn2062	Si2516	Sr3464
IS Ref	(In2306)	(Y_3710)	(In2306)	(Y_3710)	(Y_3710)
Units	ppb	ppb	ppb	ppb	ppb
Avg	1865.7	490.39	495.08	1086.9	970.44
Stddev	10.8	2.31	1.90	14.5	2.73
%RSD	.57641	.47075	.38342	1.3362	.28110
Check ?	Chk Pass	Chk Pass	Chk Pass	Chk Pass	Chk Pass
Value					
Range					

Int. Std.	In2306	Y_2243	Y_3600	Y_3710
Units	Cts/S	Cts/S	Cts/S	Cts/S
Avg	5375.9	3529.3	48794.	6450.8
Stddev	15.4	7.5	106.	36.5
%RSD	.28583	.21339	.21757	.56527

PDF created with pdfFactory Pro trial version www.pdffactory.com

Sample Name: 240-67689-g-1-d Acquired: 8/1/2016 15:42:32 Type: Unk
Method: ICP I9 Method 200.7-6010(v140) Mode: CONC Corr. Factor: 1.000000
User: analyst Custom ID1: Custom ID2: Custom ID3:
Comment:

Elem	Ag3280	Al3082	As1890	B_1826	Ba4554	Be3130
IS Ref	(Y_3600)	(Y_3710)	(Y_2243)	(Y_2243)	(Y_3710)	(Y_3710)
Units	ppb	ppb	ppb	ppb	ppb	ppb
Avg	4.2911	130590.	51.936	388.72	1741.9	26.750
Stddev	.0208	839.	2.077	1.40	3.4	.157
%RSD	.48441	.64220	3.9996	.35940	.19467	.58517
Check ?	Chk Pass	Chk Pass	Chk Pass	Chk Pass	Chk Pass	Chk Pass
High Limit						
Low Limit						

Elem	Ca3179	Cd2288	Co2286	Cr2677	Cu3273	Fe2599
IS Ref	(Y_3710)	(Y_2243)	(In2306)	(Y_3600)	(Y_3600)	(Y_3710)
Units	ppb	ppb	ppb	ppb	ppb	ppb
Avg	F 904770.	8.293	31.808	1031.4	254.41	260300.
Stddev	14996.	.058	.305	.9	.54	1354.
%RSD	1.6574	.6939	.95974	.09126	.21174	.52010
Check ?	Chk Fail	Chk Pass	Chk Pass	Chk Pass	Chk Pass	Chk Pass
High Limit	800000.					
Low Limit	-500000.					

Elem	K_7664	Li6707	Mg2790	Mn2576	Mo2020	Na5895
IS Ref	(Y_3710)	(Y_3710)	(Y_3710)	(Y_3600)	(Y_2243)	(Y_3710)
Units	ppb	ppb	ppb	ppb	ppb	ppb
Avg	10168.	231.43	226320.	F 24764.	26.004	6839.0
Stddev	68.	1.29	1093.	37.	.521	35.4
%RSD	.66602	.55662	.48290	.15082	2.0022	.51784
Check ?	Chk Pass	Chk Pass	Chk Pass	Chk Fail	Chk Pass	Chk Pass
High Limit				15000.		
Low Limit				-500000.		

PDF created with pdfFactory Pro trial version www.pdffactory.com

Sample Name: 240-67689-g-1-d Acquired: 8/1/2016 15:42:32 Type: Unk
Method: ICP I9 Method 200.7-6010(v140) Mode: CONC Corr. Factor: 1.000000
User: analyst Custom ID1: Custom ID2: Custom ID3:
Comment:

Elem	Ni2316	Pb2203	Sb2175	Se1960	Sn1899	Ti3372
IS Ref	(In2306)	(Y_2243)	(Y_2243)	(Y_2243)	(In2306)	(Y_3600)
Units	ppb	ppb	ppb	ppb	ppb	ppb
Avg	155.63	426.86	1.769	22.074	87.885	4018.9
Stddev	1.84	2.85	2.674	1.377	1.764	7.5
%RSD	1.1794	.66663	151.1	6.2371	2.0068	.18550
Check ?	Chk Pass	Chk Pass	Chk Pass	Chk Pass	Chk Pass	Chk Pass
High Limit						
Low Limit						

Elem	Tl1908	V_2908	Zn2062	Si2516	Sr3464
IS Ref	(In2306)	(Y_3710)	(In2306)	(Y_3710)	(Y_3710)
Units	ppb	ppb	ppb	ppb	ppb
Avg	98.713	265.47	1442.6	2871.9	2410.7
Stddev	2.366	1.67	16.0	24.7	20.8
%RSD	2.3970	.63089	1.1061	.85932	.86370
Check ?	Chk Pass	Chk Pass	Chk Pass	Chk Pass	Chk Pass
High Limit					
Low Limit					

Int. Std.	In2306	Y_2243	Y_3600	Y_3710
Units	Cts/S	Cts/S	Cts/S	Cts/S
Avg	4606.4	3937.5	54207.	7689.4
Stddev	8.8	9.8	104.	43.0
%RSD	.19068	.24934	.19155	.55933
Check ?	Chk Pass	Chk Pass	Chk Pass	Chk Pass
Value	77.779%	106.85%	104.39%	113.36%
Range				

PDF created with pdfFactory Pro trial version www.pdffactory.com

Sample Name: CCV-2632473 Acquired: 8/1/2016 15:46:47 Type: QC
Method: ICP I9 Method 200.7-6010(v140) Mode: CONC Corr. Factor: 1.000000
User: analyst Custom ID1: Custom ID2: Custom ID3:
Comment:

Elem	Ag3280	Al3082	As1890	B_1826	Ba4554	Be3130	Ca3179	Cd2288
IS Ref	(Y_3600)	(Y_3710)	(Y_2243)	(Y_2243)	(Y_3710)	(Y_3710)	(Y_3710)	(Y_2243)
Units	ppb	ppb	ppb	ppb	ppb	ppb	ppb	ppb
Avg	1000.2	25106.	489.87	5074.6	1949.5	2003.7	51644.	496.8
Stddev	4.1	73.	3.98	19.7	2.3	4.5	216.	.5
%RSD	.41472	.29057	.81287	.38846	.11897	.22455	.41763	.0989
Check ?	Chk Pass	Chk Pass	Chk Pass	Chk Pass	Chk Pass	Chk Pass	Chk Pass	Chk Pass
Value								
Range								

Elem	Co2286	Cr2677	Cu3273	Fe2599	K_7664	Li6707	Mg2790	Mn2576
IS Ref	(In2306)	(Y_3600)	(Y_3600)	(Y_3710)	(Y_3710)	(Y_3710)	(Y_3710)	(Y_3600)
Units	ppb	ppb	ppb	ppb	ppb	ppb	ppb	ppb
Avg	1963.0	1918.4	1932.8	25151.	49948.	4930.7	49980.	1924.6
Stddev	2.0	5.8	6.7	48.	129.	6.4	120.	1.8
%RSD	.10056	.30402	.34460	.19196	.25767	.12883	.24035	.09295
Check ?	Chk Pass	Chk Pass	Chk Pass	Chk Pass	Chk Pass	Chk Pass	Chk Pass	Chk Pass
Value								
Range								

Elem	Mo2020	Na5895	Ni2316	Pb2203	Sb2175	Se1960	Sn1899	Ti3372
IS Ref	(Y_2243)	(Y_3710)	(In2306)	(Y_2243)	(Y_2243)	(Y_2243)	(In2306)	(Y_3600)
Units	ppb	ppb	ppb	ppb	ppb	ppb	ppb	ppb
Avg	1977.5	50286.	1978.4	477.56	504.6	498.51	5055.0	4965.3
Stddev	1.1	112.	3.7	4.47	4.8	2.90	9.1	18.2
%RSD	.05764	.22273	.18815	.93594	.9461	.58244	.18003	.36721
Check ?	Chk Pass	Chk Pass	Chk Pass	Chk Pass	Chk Pass	Chk Pass	Chk Pass	Chk Pass
Value								
Range								

PDF created with pdfFactory Pro trial version www.pdffactory.com

Sample Name: CCV-2632473 Acquired: 8/1/2016 15:46:47 Type: QC
Method: ICP I9 Method 200.7-6010(v140) Mode: CONC Corr. Factor: 1.000000
User: analyst Custom ID1: Custom ID2: Custom ID3:
Comment:

Elem	Tl1908	V_2908	Zn2062	Si2516	Sr3464
IS Ref	(In2306)	(Y_3710)	(In2306)	(Y_3710)	(Y_3710)
Units	ppb	ppb	ppb	ppb	ppb
Avg	991.83	1983.4	2028.9	5206.8	4960.8
Stddev	3.20	4.8	4.5	26.6	16.7
%RSD	.32252	.24389	.22399	.51050	.33650
Check ?	Chk Pass	Chk Pass	Chk Pass	Chk Pass	Chk Pass
Value					
Range					

Int. Std.	In2306	Y_2243	Y_3600	Y_3710
Units	Cts/S	Cts/S	Cts/S	Cts/S
Avg	5331.9	3574.2	49523.	6529.4
Stddev	32.6	27.9	82.	24.4
%RSD	.61106	.77957	.16527	.37387

PDF created with pdfFactory Pro trial version www.pdffactory.com

Sample Name: CCB Acquired: 8/1/2016 15:50:32 Type: QC
Method: ICP I9 Method 200.7-6010(v140) Mode: CONC Corr. Factor: 1.000000
User: analyst Custom ID1: Custom ID2: Custom ID3:
Comment:

Elem	Ag3280	Al3082	As1890	B_1826	Ba4554	Be3130	Ca3179	Cd2288
IS Ref	(Y_3600)	(Y_3710)	(Y_2243)	(Y_2243)	(Y_3710)	(Y_3710)	(Y_3710)	(Y_2243)
Units	ppb	ppb	ppb	ppb	ppb	ppb	ppb	ppb
Avg	-.05033	11.097	.94700	7.1283	.23192	.10551	5.3295	.0420
Stddev	.35427	21.274	1.8876	.7948	.15473	.05718	5.4941	.0425
%RSD	703.93	191.71	199.32	11.151	66.716	54.193	103.09	101.0
Check ?	Chk Pass	Chk Pass	Chk Pass	Chk Pass	Chk Pass	Chk Pass	Chk Pass	Chk Pass
High Limit								
Low Limit								

Elem	Co2286	Cr2677	Cu3273	Fe2599	K_7664	Li6707	Mg2790	Mn2576
IS Ref	(In2306)	(Y_3600)	(Y_3600)	(Y_3710)	(Y_3710)	(Y_3710)	(Y_3710)	(Y_3600)
Units	ppb	ppb	ppb	ppb	ppb	ppb	ppb	ppb
Avg	-.04219	-.02027	.79684	5.1313	42.279	1.3414	6.2970	.25994
Stddev	.41940	.12243	.50192	.9799	28.318	1.1049	5.8422	.03152
%RSD	994.05	603.85	62.989	19.098	66.978	82.369	92.777	12.128
Check ?	Chk Pass	Chk Pass	Chk Pass	Chk Pass	Chk Pass	Chk Pass	Chk Pass	Chk Pass
High Limit								
Low Limit								

Elem	Mo2020	Na5895	Ni2316	Pb2203	Sb2175	Se1960	Sn1899	Ti3372
IS Ref	(Y_2243)	(Y_3710)	(In2306)	(Y_2243)	(Y_2243)	(Y_2243)	(In2306)	(Y_3600)
Units	ppb	ppb	ppb	ppb	ppb	ppb	ppb	ppb
Avg	2.8243	75.333	-.04891	-.13205	.1614	.21817	-.19967	1.7054
Stddev	.2553	3.321	.27967	1.9060	.7290	1.5483	.14263	.0985
%RSD	9.0380	4.4083	571.85	1443.3	451.7	709.69	71.434	5.7743
Check ?	Chk Pass	Chk Pass	Chk Pass	Chk Pass	Chk Pass	Chk Pass	Chk Pass	Chk Pass
High Limit								
Low Limit								

PDF created with pdfFactory Pro trial version www.pdffactory.com

Sample Name: CCB Acquired: 8/1/2016 15:50:32 Type: QC
Method: ICP I9 Method 200.7-6010(v140) Mode: CONC Corr. Factor: 1.000000
User: analyst Custom ID1: Custom ID2: Custom ID3:
Comment:

Elem	Tl1908	V_2908	Zn2062	Si2516	Sr3464
IS Ref	(In2306)	(Y_3710)	(In2306)	(Y_3710)	(Y_3710)
Units	ppb	ppb	ppb	ppb	ppb
Avg	-.04198	.45223	-.04787	-41.521	.22898
Stddev	.26635	2.6676	.14399	2.586	3.3304
%RSD	634.49	589.87	300.82	6.2279	1454.4
Check ?	Chk Pass	Chk Pass	Chk Pass	Chk Pass	Chk Pass
High Limit					
Low Limit					

Int. Std.	In2306	Y_2243	Y_3600	Y_3710
Units	Cts/S	Cts/S	Cts/S	Cts/S
Avg	5994.7	3722.1	51987.	6573.5
Stddev	6.4	.9	147.	18.6
%RSD	.10662	.02453	.28182	.28287

PDF created with pdfFactory Pro trial version www.pdffactory.com

Sample Name: SD 240-67689-g-1-d@5 Acquired: 8/1/2016 15:54:41 Type: Unk
Method: ICP I9 Method 200.7-6010(v140) Mode: CONC Corr. Factor: 1.000000
User: analyst Custom ID1: Custom ID2: Custom ID3:
Comment:

Elem	Ag3280	Al3082	As1890	B_1826	Ba4554	Be3130	Ca3179
IS Ref	(Y_3600)	(Y_3710)	(Y_2243)	(Y_2243)	(Y_3710)	(Y_3710)	(Y_3710)
Units	ppb	ppb	ppb	ppb	ppb	ppb	ppb
Avg	.81663	31551.	11.635	96.436	418.61	6.7538	232290.
Stddev	.23260	23.	1.972	1.208	.22	.1637	940.
%RSD	28.483	.07197	16.953	1.2521	.05151	2.4238	.40487
Check ?	Chk Pass	Chk Pass	Chk Pass	Chk Pass	Chk Pass	Chk Pass	Chk Pass
High Limit							
Low Limit							

Elem	Cd2288	Co2286	Cr2677	Cu3273	Fe2599	K_7664	Li6707
IS Ref	(Y_2243)	(In2306)	(Y_3600)	(Y_3600)	(Y_3710)	(Y_3710)	(Y_3710)
Units	ppb	ppb	ppb	ppb	ppb	ppb	ppb
Avg	2.091	6.2453	259.39	61.034	67605.	2374.7	56.016
Stddev	.039	.1810	.87	.796	34.	21.5	.404
%RSD	1.858	2.8975	.33429	1.3037	.05053	.90451	.72040
Check ?	Chk Pass	Chk Pass	Chk Pass	Chk Pass	Chk Pass	Chk Pass	Chk Pass
High Limit							
Low Limit							

Elem	Mg2790	Mn2576	Mo2020	Na5895	Ni2316	Pb2203	Sb2175
IS Ref	(Y_3710)	(Y_3600)	(Y_2243)	(Y_3710)	(In2306)	(Y_2243)	(Y_2243)
Units	ppb	ppb	ppb	ppb	ppb	ppb	ppb
Avg	56689.	6897.3	5.9777	1649.6	31.357	110.83	-.7174
Stddev	52.	76.5	.1418	4.7	.436	1.41	.6080
%RSD	.09112	1.1094	2.3725	.28586	1.3902	1.2732	84.75
Check ?	Chk Pass	Chk Pass	Chk Pass	Chk Pass	Chk Pass	Chk Pass	Chk Pass
High Limit							
Low Limit							

PDF created with pdfFactory Pro trial version www.pdffactory.com

Sample Name: SD 240-67689-g-1-d@5 Acquired: 8/1/2016 15:54:41 Type: Unk
Method: ICP I9 Method 200.7-6010(v140) Mode: CONC Corr. Factor: 1.000000
User: analyst Custom ID1: Custom ID2: Custom ID3:
Comment:

Elem	Se1960	Sn1899	Ti3372	Tl1908	V_2908	Zn2062	Si2516
IS Ref	(Y_2243)	(In2306)	(Y_3600)	(In2306)	(Y_3710)	(In2306)	(Y_3710)
Units	ppb	ppb	ppb	ppb	ppb	ppb	ppb
Avg	3.5927	18.126	974.87	26.980	65.339	307.96	669.44
Stddev	1.9646	.460	2.55	.446	2.436	2.77	1.93
%RSD	54.682	2.5377	.26113	1.6522	3.7280	.89977	.28792
Check ?	Chk Pass	Chk Pass	Chk Pass	Chk Pass	Chk Pass	Chk Pass	Chk Pass
High Limit							
Low Limit							

Elem	Sr3464
IS Ref	(Y_3710)
Units	ppb
Avg	614.94
Stddev	2.09
%RSD	.33927
Check ?	Chk Pass
High Limit	
Low Limit	

Int. Std.	In2306	Y_2243	Y_3600	Y_3710
Units	Cts/S	Cts/S	Cts/S	Cts/S
Avg	5303.5	3686.6	50682.	6756.6
Stddev	7.6	7.2	128.	12.1
%RSD	.14363	.19544	.25311	.17853
Check ?	Chk Pass	Chk Pass	Chk Pass	Chk Pass
Value	89.550%	100.04%	97.605%	99.611%
Range				

PDF created with pdfFactory Pro trial version www.pdffactory.com

Sample Name: 240-67689-g-1-e ms Acquired: 8/1/2016 15:58:56 Type: Unk
Method: ICP I9 Method 200.7-6010(v140) Mode: CONC Corr. Factor: 1.000000
User: analyst Custom ID1: Custom ID2: Custom ID3:
Comment:

Elem	Ag3280	Al3082	As1890	B_1826	Ba4554	Be3130
IS Ref	(Y_3600)	(Y_3710)	(Y_2243)	(Y_2243)	(Y_3710)	(Y_3710)
Units	ppb	ppb	ppb	ppb	ppb	ppb
Avg	41.053	132360.	1352.0	1024.9	2962.2	57.241
Stddev	.237	524.	15.1	8.2	10.3	.319
%RSD	.57827	.39595	1.1136	.79788	.34609	.55768
Check ?	Chk Pass	Chk Pass	Chk Pass	Chk Pass	Chk Pass	Chk Pass
High Limit						
Low Limit						

Elem	Ca3179	Cd2288	Co2286	Cr2677	Cu3273	Fe2599
IS Ref	(Y_3710)	(Y_2243)	(In2306)	(Y_3600)	(Y_3600)	(Y_3710)
Units	ppb	ppb	ppb	ppb	ppb	ppb
Avg	F 852120.	39.93	406.12	1671.5	431.49	311030.
Stddev	20834.	.34	6.36	3.4	1.85	671.
%RSD	2.4450	.8425	1.5650	.20557	.42811	.21586
Check ?	Chk Fail	Chk Pass	Chk Pass	Chk Pass	Chk Pass	Chk Pass
High Limit	800000.					
Low Limit	-500000.					

Elem	K_7664	Li6707	Mg2790	Mn2576	Mo2020	Na5895
IS Ref	(Y_3710)	(Y_3710)	(Y_3710)	(Y_3600)	(Y_2243)	(Y_3710)
Units	ppb	ppb	ppb	ppb	ppb	ppb
Avg	42923.	891.44	226890.	F 35868.	615.54	40227.
Stddev	155.	5.21	1010.	244.	8.46	152.
%RSD	.36045	.58447	.44497	.68155	1.3738	.37803
Check ?	Chk Pass	Chk Pass	Chk Pass	Chk Fail	Chk Pass	Chk Pass
High Limit				15000.		
Low Limit				-500000.		

PDF created with pdfFactory Pro trial version www.pdffactory.com

Sample Name: 240-67689-g-1-e ms Acquired: 8/1/2016 15:58:56 Type: Unk
Method: ICP I9 Method 200.7-6010(v140) Mode: CONC Corr. Factor: 1.000000
User: analyst Custom ID1: Custom ID2: Custom ID3:
Comment:

Elem	Ni2316	Pb2203	Sb2175	Se1960	Sn1899	Ti3372
IS Ref	(In2306)	(Y_2243)	(Y_2243)	(Y_2243)	(In2306)	(Y_3600)
Units	ppb	ppb	ppb	ppb	ppb	ppb
Avg	533.65	647.05	124.5	1268.2	1507.2	4967.0
Stddev	8.67	6.29	3.2	13.5	21.6	14.6
%RSD	1.6251	.97269	2.540	1.0641	1.4359	.29297
Check ?	Chk Pass	Chk Pass	Chk Pass	Chk Pass	Chk Pass	Chk Pass
High Limit						
Low Limit						

Elem	Tl1908	V_2908	Zn2062	Si2516	Sr3464
IS Ref	(In2306)	(Y_3710)	(In2306)	(Y_3710)	(Y_3710)
Units	ppb	ppb	ppb	ppb	ppb
Avg	1559.4	696.53	1887.3	5694.6	2695.8
Stddev	22.1	4.79	26.3	31.2	4.4
%RSD	1.4157	.68796	1.3960	.54769	.16385
Check ?	Chk Pass	Chk Pass	Chk Pass	Chk Pass	Chk Pass
High Limit					
Low Limit					

Int. Std.	In2306	Y_2243	Y_3600	Y_3710
Units	Cts/S	Cts/S	Cts/S	Cts/S
Avg	4559.9	3921.2	54025.	7655.4
Stddev	11.6	3.3	164.	59.2
%RSD	.25476	.08454	.30394	.77275
Check ?	Chk Pass	Chk Pass	Chk Pass	Chk Pass
Value	76.994%	106.41%	104.04%	112.86%
Range				

PDF created with pdfFactory Pro trial version www.pdffactory.com

Sample Name: 240-67689-g-1-f msd Acquired: 8/1/2016 16:03:09 Type: Unk
Method: ICP I9 Method 200.7-6010(v140) Mode: CONC Corr. Factor: 1.000000
User: analyst Custom ID1: Custom ID2: Custom ID3:
Comment:

Elem	Ag3280	Al3082	As1890	B_1826	Ba4554	Be3130
IS Ref	(Y_3600)	(Y_3710)	(Y_2243)	(Y_2243)	(Y_3710)	(Y_3710)
Units	ppb	ppb	ppb	ppb	ppb	ppb
Avg	36.537	113540.	1342.9	968.41	2742.6	53.843
Stddev	.307	227.	2.6	2.48	1.6	.110
%RSD	.84015	.19956	.19356	.25580	.05942	.20346
Check ?	Chk Pass	Chk Pass	Chk Pass	Chk Pass	Chk Pass	Chk Pass
High Limit						
Low Limit						

Elem	Ca3179	Cd2288	Co2286	Cr2677	Cu3273	Fe2599
IS Ref	(Y_3710)	(Y_2243)	(In2306)	(Y_3600)	(Y_3600)	(Y_3710)
Units	ppb	ppb	ppb	ppb	ppb	ppb
Avg	F 853380.	41.26	394.71	1648.1	401.00	241320.
Stddev	3056.	.14	1.75	3.0	1.72	936.
%RSD	.35807	.3413	.44358	.18486	.42996	.38786
Check ?	Chk Fail	Chk Pass	Chk Pass	Chk Pass	Chk Pass	Chk Pass
High Limit	800000.					
Low Limit	-500000.					

Elem	K_7664	Li6707	Mg2790	Mn2576	Mo2020	Na5895
IS Ref	(Y_3710)	(Y_3710)	(Y_3710)	(Y_3600)	(Y_2243)	(Y_3710)
Units	ppb	ppb	ppb	ppb	ppb	ppb
Avg	42293.	868.71	207930.	F 21622.	648.24	39281.
Stddev	34.	.58	242.	490.	4.03	27.
%RSD	.07964	.06717	.11623	2.2679	.62125	.06764
Check ?	Chk Pass	Chk Pass	Chk Pass	Chk Fail	Chk Pass	Chk Pass
High Limit				15000.		
Low Limit				-500000.		

PDF created with pdfFactory Pro trial version www.pdffactory.com

Sample Name: 240-67689-g-1-f msd Acquired: 8/1/2016 16:03:09 Type: Unk
Method: ICP I9 Method 200.7-6010(v140) Mode: CONC Corr. Factor: 1.000000
User: analyst Custom ID1: Custom ID2: Custom ID3:
Comment:

Elem	Ni2316	Pb2203	Sb2175	Se1960	Sn1899	Ti3372
IS Ref	(In2306)	(Y_2243)	(Y_2243)	(Y_2243)	(In2306)	(Y_3600)
Units	ppb	ppb	ppb	ppb	ppb	ppb
Avg	826.67	704.35	126.6	1250.1	1454.2	4029.5
Stddev	3.02	2.13	2.4	6.3	7.7	5.6
%RSD	.36580	.30221	1.890	.50606	.52640	.13791
Check ?	Chk Pass	Chk Pass	Chk Pass	Chk Pass	Chk Pass	Chk Pass
High Limit						
Low Limit						

Elem	Tl1908	V_2908	Zn2062	Si2516	Sr3464
IS Ref	(In2306)	(Y_3710)	(In2306)	(Y_3710)	(Y_3710)
Units	ppb	ppb	ppb	ppb	ppb
Avg	1461.6	493.25	2222.5	6052.6	2699.4
Stddev	7.5	.62	11.0	54.1	5.1
%RSD	.51648	.12599	.49655	.89320	.18772
Check ?	Chk Pass	Chk Pass	Chk Pass	Chk Pass	Chk Pass
High Limit					
Low Limit					

Int. Std.	In2306	Y_2243	Y_3600	Y_3710
Units	Cts/S	Cts/S	Cts/S	Cts/S
Avg	4582.3	3820.5	52053.	7464.4
Stddev	19.7	11.2	1068.	4.6
%RSD	.43053	.29308	2.0526	.06217
Check ?	Chk Pass	Chk Pass	Chk Pass	Chk Pass
Value	77.372%	103.68%	100.24%	110.04%
Range				

PDF created with pdfFactory Pro trial version www.pdffactory.com

Sample Name: PDS 240-67689-g-1-d Acquired: 8/1/2016 16:07:14 Type: Unk
Method: ICP I9 Method 200.7-6010(v140) Mode: CONC Corr. Factor: 1.000000
User: analyst Custom ID1: Custom ID2: Custom ID3:
Comment:

Elem	Ag3280	Al3082	As1890	B_1826	Ba4554	Be3130
IS Ref	(Y_3600)	(Y_3710)	(Y_2243)	(Y_2243)	(Y_3710)	(Y_3710)
Units	ppb	ppb	ppb	ppb	ppb	ppb
Avg	43.379	129590.	1687.6	1224.8	3286.7	65.743
Stddev	.321	213.	16.5	5.7	.4	.039
%RSD	.73884	.16429	.97925	.46423	.01359	.05953
Check ?	Chk Pass	Chk Pass	Chk Pass	Chk Pass	Chk Pass	Chk Pass
High Limit						
Low Limit						

Elem	Ca3179	Cd2288	Co2286	Cr2677	Cu3273	Fe2599
IS Ref	(Y_3710)	(Y_2243)	(In2306)	(Y_3600)	(Y_3600)	(Y_3710)
Units	ppb	ppb	ppb	ppb	ppb	ppb
Avg	F 922330.	49.26	512.65	1147.8	451.36	255170.
Stddev	12741.	.35	5.07	.5	1.38	3602.
%RSD	1.3814	.7083	.98914	.04369	.30543	1.4115
Check ?	Chk Fail	Chk Pass	Chk Pass	Chk Pass	Chk Pass	Chk Pass
High Limit	800000.					
Low Limit	-500000.					

Elem	K_7664	Li6707	Mg2790	Mn2576	Mo2020	Na5895
IS Ref	(Y_3710)	(Y_3710)	(Y_3710)	(Y_3600)	(Y_2243)	(Y_3710)
Units	ppb	ppb	ppb	ppb	ppb	ppb
Avg	52418.	1092.1	259970.	F 24393.	822.07	49122.
Stddev	66.	3.1	176.	55.	6.82	73.
%RSD	.12648	.27968	.06769	.22438	.82962	.14762
Check ?	Chk Pass	Chk Pass	Chk Pass	Chk Fail	Chk Pass	Chk Pass
High Limit				15000.		
Low Limit				-500000.		

PDF created with pdfFactory Pro trial version www.pdffactory.com

Sample Name: PDS 240-67689-g-1-d Acquired: 8/1/2016 16:07:14 Type: Unk
Method: ICP I9 Method 200.7-6010(v140) Mode: CONC Corr. Factor: 1.000000
User: analyst Custom ID1: Custom ID2: Custom ID3:
Comment:

Elem	Ni2316	Pb2203	Sb2175	Se1960	Sn1899	Ti3372
IS Ref	(In2306)	(Y_2243)	(Y_2243)	(Y_2243)	(In2306)	(Y_3600)
Units	ppb	ppb	ppb	ppb	ppb	ppb
Avg	632.94	771.10	425.3	1670.0	2100.8	4704.9
Stddev	7.21	6.80	6.4	7.0	24.8	25.1
%RSD	1.1396	.88166	1.494	.41669	1.1826	.53417
Check ?	Chk Pass	Chk Pass	Chk Pass	Chk Pass	Chk Pass	Chk Pass
High Limit						
Low Limit						

Elem	Tl1908	V_2908	Zn2062	Si2516	Sr3464
IS Ref	(In2306)	(Y_3710)	(In2306)	(Y_3710)	(Y_3710)
Units	ppb	ppb	ppb	ppb	ppb
Avg	1919.8	649.52	1905.4	3650.5	3074.0
Stddev	16.9	2.48	18.7	10.7	.9
%RSD	.88225	.38124	.97945	.29338	.03008
Check ?	Chk Pass	Chk Pass	Chk Pass	Chk Pass	Chk Pass
High Limit					
Low Limit					

Int. Std.	In2306	Y_2243	Y_3600	Y_3710
Units	Cts/S	Cts/S	Cts/S	Cts/S
Avg	4528.2	3907.7	53972.	7657.1
Stddev	7.2	6.1	63.	100.8
%RSD	.15863	.15529	.11635	1.3162
Check ?	Chk Pass	Chk Pass	Chk Pass	Chk Pass
Value	76.458%	106.04%	103.94%	112.89%
Range				

PDF created with pdfFactory Pro trial version www.pdffactory.com

Sample Name: 490-108506-a-1-a Acquired: 8/1/2016 16:11:27 Type: Unk
Method: ICP I9 Method 200.7-6010(v140) Mode: CONC Corr. Factor: 1.000000
User: analyst Custom ID1: Custom ID2: Custom ID3:
Comment:

Elem	Ag3280	Al3082	As1890	B_1826	Ba4554	Be3130	Ca3179
IS Ref	(Y_3600)	(Y_3710)	(Y_2243)	(Y_2243)	(Y_3710)	(Y_3710)	(Y_3710)
Units	ppb	ppb	ppb	ppb	ppb	ppb	ppb
Avg	-.49382	89692.	102.79	35.467	1349.8	4.6351	34051.
Stddev	.18992	500.	1.02	.424	4.5	.0496	156.
%RSD	38.460	.55766	.98837	1.1960	.33633	1.0694	.45881
Check ?	Chk Pass	Chk Pass	Chk Pass	Chk Pass	Chk Pass	Chk Pass	Chk Pass
High Limit							
Low Limit							

Elem	Cd2288	Co2286	Cr2677	Cu3273	Fe2599	K_7664	Li6707
IS Ref	(Y_2243)	(In2306)	(Y_3600)	(Y_3600)	(Y_3710)	(Y_3710)	(Y_3710)
Units	ppb	ppb	ppb	ppb	ppb	ppb	ppb
Avg	2.081	75.793	107.09	200.85	179790.	8087.7	74.198
Stddev	.086	.419	.63	1.66	714.	59.1	2.376
%RSD	4.136	.55259	.58451	.82628	.39731	.73082	3.2016
Check ?	Chk Pass	Chk Pass	Chk Pass	Chk Pass	Chk Pass	Chk Pass	Chk Pass
High Limit							
Low Limit							

Elem	Mg2790	Mn2576	Mo2020	Na5895	Ni2316	Pb2203	Sb2175
IS Ref	(Y_3710)	(Y_3600)	(Y_2243)	(Y_3710)	(In2306)	(Y_2243)	(Y_2243)
Units	ppb	ppb	ppb	ppb	ppb	ppb	ppb
Avg	23116.	5345.4	10.277	1338.7	199.45	525.26	2.797
Stddev	229.	20.0	.260	2.4	1.23	1.57	1.284
%RSD	.98926	.37478	2.5321	.18219	.61523	.29893	45.89
Check ?	Chk Pass	Chk Pass	Chk Pass	Chk Pass	Chk Pass	Chk Pass	Chk Pass
High Limit							
Low Limit							

PDF created with pdfFactory Pro trial version www.pdffactory.com

Sample Name: 490-108506-a-1-a Acquired: 8/1/2016 16:11:27 Type: Unk
Method: ICP I9 Method 200.7-6010(v140) Mode: CONC Corr. Factor: 1.000000
User: analyst Custom ID1: Custom ID2: Custom ID3:
Comment:

Elem	Se1960	Sn1899	Ti3372	Tl1908	V_2908	Zn2062	Si2516
IS Ref	(Y_2243)	(In2306)	(Y_3600)	(In2306)	(Y_3710)	(In2306)	(Y_3710)
Units	ppb	ppb	ppb	ppb	ppb	ppb	ppb
Avg	2.9106	59.586	2162.6	23.455	221.73	896.01	2814.8
Stddev	2.4291	.644	2.1	1.105	1.29	3.66	26.1
%RSD	83.457	1.0812	.09653	4.7112	.58195	.40850	.92826
Check ?	Chk Pass	Chk Pass	Chk Pass	Chk Pass	Chk Pass	Chk Pass	Chk Pass
High Limit							
Low Limit							

Elem	Sr3464
IS Ref	(Y_3710)
Units	ppb
Avg	244.21
Stddev	2.18
%RSD	.89265
Check ?	Chk Pass
High Limit	
Low Limit	

Int. Std.	In2306	Y_2243	Y_3600	Y_3710
Units	Cts/S	Cts/S	Cts/S	Cts/S
Avg	5557.8	4219.6	58359.	7640.0
Stddev	4.8	8.3	191.	46.6
%RSD	.08551	.19725	.32808	.60930
Check ?	Chk Pass	Chk Pass	Chk Pass	Chk Pass
Value	93.842%	114.50%	112.39%	112.63%
Range				

PDF created with pdfFactory Pro trial version www.pdffactory.com

Sample Name: 490-108506-a-5-a Acquired: 8/1/2016 16:15:28 Type: Unk
Method: ICP I9 Method 200.7-6010(v140) Mode: CONC Corr. Factor: 1.000000
User: analyst Custom ID1: Custom ID2: Custom ID3:
Comment:

Elem	Ag3280	Al3082	As1890	B_1826	Ba4554	Be3130	Ca3179
IS Ref	(Y_3600)	(Y_3710)	(Y_2243)	(Y_2243)	(Y_3710)	(Y_3710)	(Y_3710)
Units	ppb	ppb	ppb	ppb	ppb	ppb	ppb
Avg	.10929	75778.	100.39	31.479	1114.2	4.4219	57252.
Stddev	.58137	315.	1.07	.428	1.1	.0433	358.
%RSD	531.94	.41599	1.0705	1.3587	.10188	.98011	.62562
Check ?	Chk Pass	Chk Pass	Chk Pass	Chk Pass	Chk Pass	Chk Pass	Chk Pass
High Limit							
Low Limit							

Elem	Cd2288	Co2286	Cr2677	Cu3273	Fe2599	K_7664	Li6707
IS Ref	(Y_2243)	(In2306)	(Y_3600)	(Y_3600)	(Y_3710)	(Y_3710)	(Y_3710)
Units	ppb	ppb	ppb	ppb	ppb	ppb	ppb
Avg	3.339	92.768	123.26	185.13	190770.	6378.8	89.811
Stddev	.104	1.104	.39	.69	1650.	20.4	.566
%RSD	3.120	1.1903	.31533	.37382	.86495	.31912	.63016
Check ?	Chk Pass	Chk Pass	Chk Pass	Chk Pass	Chk Pass	Chk Pass	Chk Pass
High Limit							
Low Limit							

Elem	Mg2790	Mn2576	Mo2020	Na5895	Ni2316	Pb2203	Sb2175
IS Ref	(Y_3710)	(Y_3600)	(Y_2243)	(Y_3710)	(In2306)	(Y_2243)	(Y_2243)
Units	ppb	ppb	ppb	ppb	ppb	ppb	ppb
Avg	30791.	6475.3	10.020	757.38	247.66	415.16	-.0800
Stddev	165.	48.7	.155	10.89	2.18	5.25	2.053
%RSD	.53586	.75259	1.5423	1.4373	.88183	1.2649	2567.
Check ?	Chk Pass	Chk Pass	Chk Pass	Chk Pass	Chk Pass	Chk Pass	Chk Pass
High Limit							
Low Limit							

PDF created with pdfFactory Pro trial version www.pdffactory.com

Sample Name: 490-108506-a-5-a Acquired: 8/1/2016 16:15:28 Type: Unk
Method: ICP I9 Method 200.7-6010(v140) Mode: CONC Corr. Factor: 1.000000
User: analyst Custom ID1: Custom ID2: Custom ID3:
Comment:

Elem	Se1960	Sn1899	Ti3372	Tl1908	V_2908	Zn2062	Si2516
IS Ref	(Y_2243)	(In2306)	(Y_3600)	(In2306)	(Y_3710)	(In2306)	(Y_3710)
Units	ppb	ppb	ppb	ppb	ppb	ppb	ppb
Avg	.29369	38.799	1764.8	26.347	218.80	820.86	2750.0
Stddev	1.2468	.797	1.5	1.141	2.03	6.26	30.5
%RSD	424.53	2.0532	.08602	4.3313	.92635	.76297	1.1081
Check ?	Chk Pass	Chk Pass	Chk Pass	Chk Pass	Chk Pass	Chk Pass	Chk Pass
High Limit							
Low Limit							

Elem	Sr3464
IS Ref	(Y_3710)
Units	ppb
Avg	276.54
Stddev	2.95
%RSD	1.0656
Check ?	Chk Pass
High Limit	
Low Limit	

Int. Std.	In2306	Y_2243	Y_3600	Y_3710
Units	Cts/S	Cts/S	Cts/S	Cts/S
Avg	5493.6	4207.2	58392.	7764.7
Stddev	7.6	6.1	65.	14.7
%RSD	.13848	.14611	.11217	.18972
Check ?	Chk Pass	Chk Pass	Chk Pass	Chk Pass
Value	92.759%	114.17%	112.45%	114.47%
Range				

PDF created with pdfFactory Pro trial version www.pdffactory.com

Sample Name: 490-108506-a-7-a Acquired: 8/1/2016 16:19:33 Type: Unk
Method: ICP I9 Method 200.7-6010(v140) Mode: CONC Corr. Factor: 1.000000
User: analyst Custom ID1: Custom ID2: Custom ID3:
Comment:

Elem	Ag3280	Al3082	As1890	B_1826	Ba4554	Be3130	Ca3179
IS Ref	(Y_3600)	(Y_3710)	(Y_2243)	(Y_2243)	(Y_3710)	(Y_3710)	(Y_3710)
Units	ppb	ppb	ppb	ppb	ppb	ppb	ppb
Avg	-.72387	113730.	95.818	22.325	902.27	4.0162	20367.
Stddev	.49068	626.	2.417	.252	1.20	.0398	82.
%RSD	67.785	.55054	2.5224	1.1307	.13329	.99181	.40288
Check ?	Chk Pass	Chk Pass	Chk Pass	Chk Pass	Chk Pass	Chk Pass	Chk Pass
High Limit							
Low Limit							

Elem	Cd2288	Co2286	Cr2677	Cu3273	Fe2599	K_7664	Li6707
IS Ref	(Y_2243)	(In2306)	(Y_3600)	(Y_3600)	(Y_3710)	(Y_3710)	(Y_3710)
Units	ppb	ppb	ppb	ppb	ppb	ppb	ppb
Avg	1.194	80.616	119.89	159.79	181670.	7994.9	75.922
Stddev	.138	1.001	.36	.38	329.	17.8	.218
%RSD	11.59	1.2422	.29800	.23990	.18103	.22223	.28747
Check ?	Chk Pass	Chk Pass	Chk Pass	Chk Pass	Chk Pass	Chk Pass	Chk Pass
High Limit							
Low Limit							

Elem	Mg2790	Mn2576	Mo2020	Na5895	Ni2316	Pb2203	Sb2175
IS Ref	(Y_3710)	(Y_3600)	(Y_2243)	(Y_3710)	(In2306)	(Y_2243)	(Y_2243)
Units	ppb	ppb	ppb	ppb	ppb	ppb	ppb
Avg	21447.	5359.6	7.8609	540.52	146.76	329.75	1.003
Stddev	67.	20.4	.1619	5.61	1.75	2.07	.971
%RSD	.31278	.38003	2.0591	1.0380	1.1938	.62725	96.84
Check ?	Chk Pass	Chk Pass	Chk Pass	Chk Pass	Chk Pass	Chk Pass	Chk Pass
High Limit							
Low Limit							

PDF created with pdfFactory Pro trial version www.pdffactory.com

Sample Name: 490-108506-a-7-a Acquired: 8/1/2016 16:19:33 Type: Unk
Method: ICP I9 Method 200.7-6010(v140) Mode: CONC Corr. Factor: 1.000000
User: analyst Custom ID1: Custom ID2: Custom ID3:
Comment:

Elem	Se1960	Sn1899	Ti3372	Tl1908	V_2908	Zn2062	Si2516
IS Ref	(Y_2243)	(In2306)	(Y_3600)	(In2306)	(Y_3710)	(In2306)	(Y_3710)
Units	ppb	ppb	ppb	ppb	ppb	ppb	ppb
Avg	1.1860	40.516	2547.2	22.493	245.82	627.53	3119.2
Stddev	1.0947	.507	2.2	.914	3.12	6.16	23.1
%RSD	92.296	1.2511	.08673	4.0640	1.2679	.98133	.73938
Check ?	Chk Pass	Chk Pass	Chk Pass	Chk Pass	Chk Pass	Chk Pass	Chk Pass
High Limit							
Low Limit							

Elem	Sr3464
IS Ref	(Y_3710)
Units	ppb
Avg	163.18
Stddev	2.05
%RSD	1.2572
Check ?	Chk Pass
High Limit	
Low Limit	

Int. Std.	In2306	Y_2243	Y_3600	Y_3710
Units	Cts/S	Cts/S	Cts/S	Cts/S
Avg	5536.2	3930.4	54549.	7172.5
Stddev	3.3	10.2	24.	16.2
%RSD	.05995	.25945	.04471	.22610
Check ?	Chk Pass	Chk Pass	Chk Pass	Chk Pass
Value	93.479%	106.66%	105.05%	105.74%
Range				

PDF created with pdfFactory Pro trial version www.pdffactory.com

Sample Name: 490-108506-a-8-a Acquired: 8/1/2016 16:23:35 Type: Unk
Method: ICP I9 Method 200.7-6010(v140) Mode: CONC Corr. Factor: 1.000000
User: analyst Custom ID1: Custom ID2: Custom ID3:
Comment:

Elem	Ag3280	Al3082	As1890	B_1826	Ba4554	Be3130	Ca3179
IS Ref	(Y_3600)	(Y_3710)	(Y_2243)	(Y_2243)	(Y_3710)	(Y_3710)	(Y_3710)
Units	ppb	ppb	ppb	ppb	ppb	ppb	ppb
Avg	-1.0052	124010.	100.11	25.925	930.03	4.2426	21396.
Stddev	.0901	601.	2.85	.043	1.14	.0452	57.
%RSD	8.9613	.48455	2.8492	.16527	.12279	1.0663	.26837
Check ?	Chk Pass	Chk Pass	Chk Pass	Chk Pass	Chk Pass	Chk Pass	Chk Pass
High Limit							
Low Limit							

Elem	Cd2288	Co2286	Cr2677	Cu3273	Fe2599	K_7664	Li6707
IS Ref	(Y_2243)	(In2306)	(Y_3600)	(Y_3600)	(Y_3710)	(Y_3710)	(Y_3710)
Units	ppb	ppb	ppb	ppb	ppb	ppb	ppb
Avg	1.186	85.429	130.67	173.86	189630.	9004.1	78.125
Stddev	.107	.832	.32	.59	695.	5.4	.842
%RSD	8.988	.97373	.24503	.33931	.36652	.05977	1.0775
Check ?	Chk Pass	Chk Pass	Chk Pass	Chk Pass	Chk Pass	Chk Pass	Chk Pass
High Limit							
Low Limit							

Elem	Mg2790	Mn2576	Mo2020	Na5895	Ni2316	Pb2203	Sb2175
IS Ref	(Y_3710)	(Y_3600)	(Y_2243)	(Y_3710)	(In2306)	(Y_2243)	(Y_2243)
Units	ppb	ppb	ppb	ppb	ppb	ppb	ppb
Avg	22878.	5562.2	8.5564	547.47	157.09	342.91	-.1508
Stddev	7.	30.3	.2120	8.22	1.04	2.00	.6269
%RSD	.03057	.54420	2.4772	1.5023	.65941	.58251	415.6
Check ?	Chk Pass	Chk Pass	Chk Pass	Chk Pass	Chk Pass	Chk Pass	Chk Pass
High Limit							
Low Limit							

PDF created with pdfFactory Pro trial version www.pdffactory.com

Sample Name: 490-108506-a-8-a Acquired: 8/1/2016 16:23:35 Type: Unk
Method: ICP I9 Method 200.7-6010(v140) Mode: CONC Corr. Factor: 1.000000
User: analyst Custom ID1: Custom ID2: Custom ID3:
Comment:

Elem	Se1960	Sn1899	Ti3372	Tl1908	V_2908	Zn2062	Si2516
IS Ref	(Y_2243)	(In2306)	(Y_3600)	(In2306)	(Y_3710)	(In2306)	(Y_3710)
Units	ppb	ppb	ppb	ppb	ppb	ppb	ppb
Avg	-.37398	40.879	2562.7	23.800	261.24	692.17	2845.4
Stddev	2.6447	.407	3.4	2.108	2.79	6.10	4.5
%RSD	707.17	.99481	.13448	8.8578	1.0674	.88068	.15750
Check ?	Chk Pass	Chk Pass	Chk Pass	Chk Pass	Chk Pass	Chk Pass	Chk Pass
High Limit							
Low Limit							

Elem	Sr3464
IS Ref	(Y_3710)
Units	ppb
Avg	169.62
Stddev	3.64
%RSD	2.1478
Check ?	Chk Pass
High Limit	
Low Limit	

Int. Std.	In2306	Y_2243	Y_3600	Y_3710
Units	Cts/S	Cts/S	Cts/S	Cts/S
Avg	5570.3	3982.9	54910.	7235.1
Stddev	7.9	3.7	84.	5.6
%RSD	.14144	.09175	.15248	.07751
Check ?	Chk Pass	Chk Pass	Chk Pass	Chk Pass
Value	94.054%	108.08%	105.75%	106.66%
Range				

PDF created with pdfFactory Pro trial version www.pdffactory.com

Sample Name: 490-108506-a-10-a Acquired: 8/1/2016 16:27:36 Type: Unk
Method: ICP I9 Method 200.7-6010(v140) Mode: CONC Corr. Factor: 1.000000
User: analyst Custom ID1: Custom ID2: Custom ID3:
Comment:

Elem	Ag3280	Al3082	As1890	B_1826	Ba4554	Be3130	Ca3179
IS Ref	(Y_3600)	(Y_3710)	(Y_2243)	(Y_2243)	(Y_3710)	(Y_3710)	(Y_3710)
Units	ppb	ppb	ppb	ppb	ppb	ppb	ppb
Avg	-1.5386	119750.	109.40	26.891	1091.3	4.2943	7038.1
Stddev	.6325	729.	.34	.159	1.5	.0763	29.4
%RSD	41.107	.60903	.30902	.59120	.14026	1.7771	.41756
Check ?	Chk Pass	Chk Pass	Chk Pass	Chk Pass	Chk Pass	Chk Pass	Chk Pass
High Limit							
Low Limit							

Elem	Cd2288	Co2286	Cr2677	Cu3273	Fe2599	K_7664	Li6707
IS Ref	(Y_2243)	(In2306)	(Y_3600)	(Y_3600)	(Y_3710)	(Y_3710)	(Y_3710)
Units	ppb	ppb	ppb	ppb	ppb	ppb	ppb
Avg	.6220	94.373	122.50	176.34	205030.	7314.5	80.330
Stddev	.2409	1.687	.40	.09	1712.	31.4	1.846
%RSD	38.72	1.7874	.32318	.05129	.83484	.42978	2.2976
Check ?	Chk Pass	Chk Pass	Chk Pass	Chk Pass	Chk Pass	Chk Pass	Chk Pass
High Limit							
Low Limit							

Elem	Mg2790	Mn2576	Mo2020	Na5895	Ni2316	Pb2203	Sb2175
IS Ref	(Y_3710)	(Y_3600)	(Y_2243)	(Y_3710)	(In2306)	(Y_2243)	(Y_2243)
Units	ppb	ppb	ppb	ppb	ppb	ppb	ppb
Avg	24579.	5627.0	10.215	1142.6	164.09	117.80	.4733
Stddev	97.	36.0	.402	2.3	2.37	1.88	2.144
%RSD	.39506	.63961	3.9327	.20431	1.4443	1.5964	453.0
Check ?	Chk Pass	Chk Pass	Chk Pass	Chk Pass	Chk Pass	Chk Pass	Chk Pass
High Limit							
Low Limit							

PDF created with pdfFactory Pro trial version www.pdffactory.com

Sample Name: 490-108506-a-10-a Acquired: 8/1/2016 16:27:36 Type: Unk
Method: ICP I9 Method 200.7-6010(v140) Mode: CONC Corr. Factor: 1.000000
User: analyst Custom ID1: Custom ID2: Custom ID3:
Comment:

Elem	Se1960	Sn1899	Ti3372	Tl1908	V_2908	Zn2062	Si2516
IS Ref	(Y_2243)	(In2306)	(Y_3600)	(In2306)	(Y_3710)	(In2306)	(Y_3710)
Units	ppb	ppb	ppb	ppb	ppb	ppb	ppb
Avg	4.0063	33.755	2718.8	24.143	260.55	599.57	3550.5
Stddev	2.7807	.723	3.3	.183	3.07	8.20	26.5
%RSD	69.408	2.1405	.12117	.75978	1.1788	1.3684	.74735
Check ?	Chk Pass	Chk Pass	Chk Pass	Chk Pass	Chk Pass	Chk Pass	Chk Pass
High Limit							
Low Limit							

Elem	Sr3464
IS Ref	(Y_3710)
Units	ppb
Avg	159.38
Stddev	1.00
%RSD	.63014
Check ?	Chk Pass
High Limit	
Low Limit	

Int. Std.	In2306	Y_2243	Y_3600	Y_3710
Units	Cts/S	Cts/S	Cts/S	Cts/S
Avg	5564.4	4000.5	55448.	7328.4
Stddev	6.0	7.1	30.	37.5
%RSD	.10848	.17865	.05369	.51229
Check ?	Chk Pass	Chk Pass	Chk Pass	Chk Pass
Value	93.954%	108.56%	106.78%	108.04%
Range				

PDF created with pdfFactory Pro trial version www.pdffactory.com

Sample Name: 490-108506-a-11-a Acquired: 8/1/2016 16:31:45 Type: Unk
Method: ICP I9 Method 200.7-6010(v140) Mode: CONC Corr. Factor: 1.000000
User: analyst Custom ID1: Custom ID2: Custom ID3:
Comment:

Elem	Ag3280	Al3082	As1890	B_1826	Ba4554	Be3130	Ca3179
IS Ref	(Y_3600)	(Y_3710)	(Y_2243)	(Y_2243)	(Y_3710)	(Y_3710)	(Y_3710)
Units	ppb	ppb	ppb	ppb	ppb	ppb	ppb
Avg	-.45176	92148.	80.688	25.187	1088.4	3.9161	20691.
Stddev	.83063	1650.	1.374	.382	16.7	.1167	419.
%RSD	183.86	1.7907	1.7024	1.5174	1.5371	2.9811	2.0233
Check ?	Chk Pass	Chk Pass	Chk Pass	Chk Pass	Chk Pass	Chk Pass	Chk Pass
High Limit							
Low Limit							

Elem	Cd2288	Co2286	Cr2677	Cu3273	Fe2599	K_7664	Li6707
IS Ref	(Y_2243)	(In2306)	(Y_3600)	(Y_3600)	(Y_3710)	(Y_3710)	(Y_3710)
Units	ppb	ppb	ppb	ppb	ppb	ppb	ppb
Avg	1.191	66.894	107.77	144.37	145260.	7630.6	62.401
Stddev	.021	.291	.19	.43	2281.	206.7	1.088
%RSD	1.797	.43572	.17184	.29511	1.5705	2.7084	1.7439
Check ?	Chk Pass	Chk Pass	Chk Pass	Chk Pass	Chk Pass	Chk Pass	Chk Pass
High Limit							
Low Limit							

Elem	Mg2790	Mn2576	Mo2020	Na5895	Ni2316	Pb2203	Sb2175
IS Ref	(Y_3710)	(Y_3600)	(Y_2243)	(Y_3710)	(In2306)	(Y_2243)	(Y_2243)
Units	ppb	ppb	ppb	ppb	ppb	ppb	ppb
Avg	16447.	4444.8	5.7158	430.80	127.58	618.39	3.391
Stddev	293.	8.0	.0792	6.67	.90	3.59	1.175
%RSD	1.7785	.17993	1.3850	1.5486	.70426	.58059	34.65
Check ?	Chk Pass	Chk Pass	Chk Pass	Chk Pass	Chk Pass	Chk Pass	Chk Pass
High Limit							
Low Limit							

PDF created with pdfFactory Pro trial version www.pdffactory.com

Sample Name: 490-108506-a-11-a Acquired: 8/1/2016 16:31:45 Type: Unk
Method: ICP I9 Method 200.7-6010(v140) Mode: CONC Corr. Factor: 1.000000
User: analyst Custom ID1: Custom ID2: Custom ID3:
Comment:

Elem	Se1960	Sn1899	Ti3372	Tl1908	V_2908	Zn2062	Si2516
IS Ref	(Y_2243)	(In2306)	(Y_3600)	(In2306)	(Y_3710)	(In2306)	(Y_3710)
Units	ppb	ppb	ppb	ppb	ppb	ppb	ppb
Avg	1.2690	48.146	2174.8	18.679	206.99	765.14	2964.9
Stddev	2.7399	.633	2.4	.460	4.13	6.73	69.8
%RSD	215.90	1.3143	.11185	2.4606	1.9966	.87932	2.3526
Check ?	Chk Pass	Chk Pass	Chk Pass	Chk Pass	Chk Pass	Chk Pass	Chk Pass
High Limit							
Low Limit							

Elem	Sr3464
IS Ref	(Y_3710)
Units	ppb
Avg	144.38
Stddev	3.23
%RSD	2.2393
Check ?	Chk Pass
High Limit	
Low Limit	

Int. Std.	In2306	Y_2243	Y_3600	Y_3710
Units	Cts/S	Cts/S	Cts/S	Cts/S
Avg	5580.2	3978.9	55028.	7269.9
Stddev	9.2	11.2	217.	114.5
%RSD	.16481	.28045	.39399	1.5755
Check ?	Chk Pass	Chk Pass	Chk Pass	Chk Pass
Value	94.221%	107.97%	105.97%	107.18%
Range				

PDF created with pdfFactory Pro trial version www.pdffactory.com

Sample Name: CCV-2632473 Acquired: 8/1/2016 16:35:50 Type: QC
Method: ICP I9 Method 200.7-6010(v140) Mode: CONC Corr. Factor: 1.000000
User: analyst Custom ID1: Custom ID2: Custom ID3:
Comment:

Elem	Ag3280	Al3082	As1890	B_1826	Ba4554	Be3130	Ca3179	Cd2288
IS Ref	(Y_3600)	(Y_3710)	(Y_2243)	(Y_2243)	(Y_3710)	(Y_3710)	(Y_3710)	(Y_2243)
Units	ppb	ppb	ppb	ppb	ppb	ppb	ppb	ppb
Avg	1007.1	24936.	490.36	5091.5	1938.7	2003.4	51635.	497.6
Stddev	3.1	117.	.74	6.3	4.8	4.1	235.	1.3
%RSD	.30889	.46752	.15133	.12447	.24828	.20464	.45574	.2681
Check ?	Chk Pass	Chk Pass	Chk Pass	Chk Pass	Chk Pass	Chk Pass	Chk Pass	Chk Pass
Value								
Range								

Elem	Co2286	Cr2677	Cu3273	Fe2599	K_7664	Li6707	Mg2790	Mn2576
IS Ref	(In2306)	(Y_3600)	(Y_3600)	(Y_3710)	(Y_3710)	(Y_3710)	(Y_3710)	(Y_3600)
Units	ppb	ppb	ppb	ppb	ppb	ppb	ppb	ppb
Avg	1964.7	1920.0	1944.3	24915.	49711.	4875.7	49671.	1910.1
Stddev	4.5	4.6	5.3	41.	141.	11.7	87.	7.2
%RSD	.23008	.23816	.27014	.16518	.28362	.24015	.17494	.37498
Check ?	Chk Pass	Chk Pass	Chk Pass	Chk Pass	Chk Pass	Chk Pass	Chk Pass	Chk Pass
Value								
Range								

Elem	Mo2020	Na5895	Ni2316	Pb2203	Sb2175	Se1960	Sn1899	Ti3372
IS Ref	(Y_2243)	(Y_3710)	(In2306)	(Y_2243)	(Y_2243)	(Y_2243)	(In2306)	(Y_3600)
Units	ppb	ppb	ppb	ppb	ppb	ppb	ppb	ppb
Avg	1976.5	50295.	1981.1	480.22	510.1	503.14	5062.9	4932.4
Stddev	10.0	166.	6.2	1.55	3.3	3.41	14.3	7.5
%RSD	.50414	.33054	.31234	.32244	.6434	.67827	.28296	.15118
Check ?	Chk Pass	Chk Pass	Chk Pass	Chk Pass	Chk Pass	Chk Pass	Chk Pass	Chk Pass
Value								
Range								

PDF created with pdfFactory Pro trial version www.pdffactory.com

Sample Name: CCV-2632473 Acquired: 8/1/2016 16:35:50 Type: QC
Method: ICP I9 Method 200.7-6010(v140) Mode: CONC Corr. Factor: 1.000000
User: analyst Custom ID1: Custom ID2: Custom ID3:
Comment:

Elem	Tl1908	V_2908	Zn2062	Si2516	Sr3464
IS Ref	(In2306)	(Y_3710)	(In2306)	(Y_3710)	(Y_3710)
Units	ppb	ppb	ppb	ppb	ppb
Avg	989.46	1975.3	2032.0	5163.3	4938.7
Stddev	3.75	9.8	5.4	58.8	14.3
%RSD	.37898	.49436	.26711	1.1385	.29054
Check ?	Chk Pass	Chk Pass	Chk Pass	Chk Pass	Chk Pass
Value					
Range					

Int. Std.	In2306	Y_2243	Y_3600	Y_3710
Units	Cts/S	Cts/S	Cts/S	Cts/S
Avg	5367.9	3596.4	49848.	6580.0
Stddev	9.9	1.3	195.	22.3
%RSD	.18397	.03605	.39045	.33915

PDF created with pdfFactory Pro trial version www.pdffactory.com

Sample Name: CCB Acquired: 8/1/2016 16:39:40 Type: QC
Method: ICP I9 Method 200.7-6010(v140) Mode: CONC Corr. Factor: 1.000000
User: analyst Custom ID1: Custom ID2: Custom ID3:
Comment:

Elem	Ag3280	Al3082	As1890	B_1826	Ba4554	Be3130	Ca3179	Cd2288
IS Ref	(Y_3600)	(Y_3710)	(Y_2243)	(Y_2243)	(Y_3710)	(Y_3710)	(Y_3710)	(Y_2243)
Units	ppb	ppb	ppb	ppb	ppb	ppb	ppb	ppb
Avg	.18106	-8.3403	1.0947	7.0608	.32665	.16590	6.2075	.1294
Stddev	.21544	15.980	1.0167	.7587	.16112	.09256	4.9729	.0363
%RSD	118.99	191.60	92.875	10.745	49.326	55.794	80.112	28.07
Check ?	Chk Pass	Chk Pass	Chk Pass	Chk Pass	Chk Pass	Chk Pass	Chk Pass	Chk Pass
High Limit								
Low Limit								

Elem	Co2286	Cr2677	Cu3273	Fe2599	K_7664	Li6707	Mg2790	Mn2576
IS Ref	(In2306)	(Y_3600)	(Y_3600)	(Y_3710)	(Y_3710)	(Y_3710)	(Y_3710)	(Y_3600)
Units	ppb	ppb	ppb	ppb	ppb	ppb	ppb	ppb
Avg	-.07101	.10171	.50957	8.8851	7.9842	6.5150	5.5102	.38757
Stddev	.11464	.12877	.17835	2.0949	16.191	1.0163	12.208	.01814
%RSD	161.46	126.60	35.000	23.578	202.78	15.600	221.55	4.6808
Check ?	Chk Pass	Chk Pass	Chk Pass	Chk Pass	Chk Pass	Chk Pass	Chk Pass	Chk Pass
High Limit								
Low Limit								

Elem	Mo2020	Na5895	Ni2316	Pb2203	Sb2175	Se1960	Sn1899	Ti3372
IS Ref	(Y_2243)	(Y_3710)	(In2306)	(Y_2243)	(Y_2243)	(Y_2243)	(In2306)	(Y_3600)
Units	ppb	ppb	ppb	ppb	ppb	ppb	ppb	ppb
Avg	2.4447	30.374	-.13917	-.91182	1.420	-.56665	.42510	1.7018
Stddev	.2428	4.677	.01913	1.8295	.727	1.1008	.34246	.2980
%RSD	9.9332	15.399	13.745	200.65	51.19	194.27	80.560	17.513
Check ?	Chk Pass	Chk Pass	Chk Pass	Chk Pass	Chk Pass	Chk Pass	Chk Pass	Chk Pass
High Limit								
Low Limit								

PDF created with pdfFactory Pro trial version www.pdffactory.com

Sample Name: CCB Acquired: 8/1/2016 16:39:40 Type: QC
Method: ICP I9 Method 200.7-6010(v140) Mode: CONC Corr. Factor: 1.000000
User: analyst Custom ID1: Custom ID2: Custom ID3:
Comment:

Elem	Tl1908	V_2908	Zn2062	Si2516	Sr3464
IS Ref	(In2306)	(Y_3710)	(In2306)	(Y_3710)	(Y_3710)
Units	ppb	ppb	ppb	ppb	ppb
Avg	.47353	-.92169	-.02965	-41.987	.41241
Stddev	.64689	2.7903	.05878	9.327	3.7907
%RSD	136.61	302.73	198.25	22.214	919.16
Check ?	Chk Pass	Chk Pass	Chk Pass	Chk Pass	Chk Pass
High Limit					
Low Limit					

Int. Std.	In2306	Y_2243	Y_3600	Y_3710
Units	Cts/S	Cts/S	Cts/S	Cts/S
Avg	6054.2	3749.7	52757.	6635.9
Stddev	14.5	4.3	113.	3.8
%RSD	.23876	.11415	.21407	.05659

PDF created with pdfFactory Pro trial version www.pdffactory.com

Sample Name: 490-108506-a-23-a Acquired: 8/1/2016 16:43:49 Type: Unk
Method: ICP I9 Method 200.7-6010(v140) Mode: CONC Corr. Factor: 1.000000
User: analyst Custom ID1: Custom ID2: Custom ID3:
Comment:

Elem	Ag3280	Al3082	As1890	B_1826	Ba4554	Be3130	Ca3179
IS Ref	(Y_3600)	(Y_3710)	(Y_2243)	(Y_2243)	(Y_3710)	(Y_3710)	(Y_3710)
Units	ppb	ppb	ppb	ppb	ppb	ppb	ppb
Avg	-.18412	74060.	97.157	32.191	1421.6	4.4558	38198.
Stddev	.28961	704.	.467	.344	5.7	.0666	175.
%RSD	157.30	.95077	.48026	1.0697	.40033	1.4956	.45833
Check ?	Chk Pass	Chk Pass	Chk Pass	Chk Pass	Chk Pass	Chk Pass	Chk Pass
High Limit							
Low Limit							

Elem	Cd2288	Co2286	Cr2677	Cu3273	Fe2599	K_7664	Li6707
IS Ref	(Y_2243)	(In2306)	(Y_3600)	(Y_3600)	(Y_3710)	(Y_3710)	(Y_3710)
Units	ppb	ppb	ppb	ppb	ppb	ppb	ppb
Avg	3.509	73.783	111.58	236.00	174190.	7353.3	73.590
Stddev	.185	.516	.18	.40	616.	42.7	.392
%RSD	5.283	.69948	.16349	.16942	.35347	.58103	.53204
Check ?	Chk Pass	Chk Pass	Chk Pass	Chk Pass	Chk Pass	Chk Pass	Chk Pass
High Limit							
Low Limit							

Elem	Mg2790	Mn2576	Mo2020	Na5895	Ni2316	Pb2203	Sb2175
IS Ref	(Y_3710)	(Y_3600)	(Y_2243)	(Y_3710)	(In2306)	(Y_2243)	(Y_2243)
Units	ppb	ppb	ppb	ppb	ppb	ppb	ppb
Avg	21054.	5190.2	10.010	530.80	179.19	1257.5	3.405
Stddev	55.	17.5	.165	8.65	.28	2.4	.742
%RSD	.26008	.33733	1.6474	1.6287	.15564	.19232	21.78
Check ?	Chk Pass	Chk Pass	Chk Pass	Chk Pass	Chk Pass	Chk Pass	Chk Pass
High Limit							
Low Limit							

PDF created with pdfFactory Pro trial version www.pdffactory.com

Sample Name: 490-108506-a-23-a Acquired: 8/1/2016 16:43:49 Type: Unk
Method: ICP I9 Method 200.7-6010(v140) Mode: CONC Corr. Factor: 1.000000
User: analyst Custom ID1: Custom ID2: Custom ID3:
Comment:

Elem	Se1960	Sn1899	Ti3372	Tl1908	V_2908	Zn2062	Si2516
IS Ref	(Y_2243)	(In2306)	(Y_3600)	(In2306)	(Y_3710)	(In2306)	(Y_3710)
Units	ppb	ppb	ppb	ppb	ppb	ppb	ppb
Avg	2.0889	475.78	1976.4	21.851	211.22	1207.3	3373.7
Stddev	1.4391	1.13	2.7	.793	1.50	4.5	14.0
%RSD	68.895	.23775	.13541	3.6296	.70793	.37486	.41458
Check ?	Chk Pass	Chk Pass	Chk Pass	Chk Pass	Chk Pass	Chk Pass	Chk Pass
High Limit							
Low Limit							

Elem	Sr3464
IS Ref	(Y_3710)
Units	ppb
Avg	220.51
Stddev	2.01
%RSD	.91345
Check ?	Chk Pass
High Limit	
Low Limit	

Int. Std.	In2306	Y_2243	Y_3600	Y_3710
Units	Cts/S	Cts/S	Cts/S	Cts/S
Avg	5567.4	4101.0	56905.	7479.8
Stddev	5.0	7.7	70.	13.1
%RSD	.09011	.18864	.12340	.17565
Check ?	Chk Pass	Chk Pass	Chk Pass	Chk Pass
Value	94.005%	111.29%	109.59%	110.27%
Range				

PDF created with pdfFactory Pro trial version www.pdffactory.com

Sample Name: 490-108506-a-31-a Acquired: 8/1/2016 16:47:48 Type: Unk
Method: ICP I9 Method 200.7-6010(v140) Mode: CONC Corr. Factor: 1.000000
User: analyst Custom ID1: Custom ID2: Custom ID3:
Comment:

Elem	Ag3280	Al3082	As1890	B_1826	Ba4554	Be3130	Ca3179
IS Ref	(Y_3600)	(Y_3710)	(Y_2243)	(Y_2243)	(Y_3710)	(Y_3710)	(Y_3710)
Units	ppb	ppb	ppb	ppb	ppb	ppb	ppb
Avg	-1.5473	114860.	114.28	22.109	831.36	4.4194	6529.8
Stddev	.2731	609.	1.72	.565	2.45	.0089	26.7
%RSD	17.652	.53019	1.5076	2.5546	.29510	.20112	.40929
Check ?	Chk Pass	Chk Pass	Chk Pass	Chk Pass	Chk Pass	Chk Pass	Chk Pass
High Limit							
Low Limit							

Elem	Cd2288	Co2286	Cr2677	Cu3273	Fe2599	K_7664	Li6707
IS Ref	(Y_2243)	(In2306)	(Y_3600)	(Y_3600)	(Y_3710)	(Y_3710)	(Y_3710)
Units	ppb	ppb	ppb	ppb	ppb	ppb	ppb
Avg	.6504	71.458	119.06	169.84	202170.	7106.2	73.835
Stddev	.2499	.777	.21	.59	893.	65.9	.260
%RSD	38.42	1.0878	.17790	.34882	.44192	.92672	.35211
Check ?	Chk Pass	Chk Pass	Chk Pass	Chk Pass	Chk Pass	Chk Pass	Chk Pass
High Limit							
Low Limit							

Elem	Mg2790	Mn2576	Mo2020	Na5895	Ni2316	Pb2203	Sb2175
IS Ref	(Y_3710)	(Y_3600)	(Y_2243)	(Y_3710)	(In2306)	(Y_2243)	(Y_2243)
Units	ppb	ppb	ppb	ppb	ppb	ppb	ppb
Avg	24977.	3888.8	8.6567	543.02	169.09	108.97	-.1404
Stddev	172.	26.3	.5077	3.20	1.54	1.69	2.019
%RSD	.69053	.67565	5.8644	.58881	.90846	1.5497	1439.
Check ?	Chk Pass	Chk Pass	Chk Pass	Chk Pass	Chk Pass	Chk Pass	Chk Pass
High Limit							
Low Limit							

PDF created with pdfFactory Pro trial version www.pdffactory.com

Sample Name: 490-108506-a-31-a Acquired: 8/1/2016 16:47:48 Type: Unk
Method: ICP I9 Method 200.7-6010(v140) Mode: CONC Corr. Factor: 1.000000
User: analyst Custom ID1: Custom ID2: Custom ID3:
Comment:

Elem	Se1960	Sn1899	Ti3372	Tl1908	V_2908	Zn2062	Si2516
IS Ref	(Y_2243)	(In2306)	(Y_3600)	(In2306)	(Y_3710)	(In2306)	(Y_3710)
Units	ppb	ppb	ppb	ppb	ppb	ppb	ppb
Avg	.74535	33.339	2616.5	16.836	251.35	609.84	2711.1
Stddev	1.1062	.601	1.0	.433	2.63	5.94	15.9
%RSD	148.42	1.8024	.03985	2.5713	1.0451	.97403	.58634
Check ?	Chk Pass	Chk Pass	Chk Pass	Chk Pass	Chk Pass	Chk Pass	Chk Pass
High Limit							
Low Limit							

Elem	Sr3464
IS Ref	(Y_3710)
Units	ppb
Avg	119.37
Stddev	2.62
%RSD	2.1916
Check ?	Chk Pass
High Limit	
Low Limit	

Int. Std.	In2306	Y_2243	Y_3600	Y_3710
Units	Cts/S	Cts/S	Cts/S	Cts/S
Avg	5572.2	4032.5	56061.	7358.9
Stddev	4.6	6.0	39.	23.3
%RSD	.08207	.14765	.07017	.31641
Check ?	Chk Pass	Chk Pass	Chk Pass	Chk Pass
Value	94.086%	109.43%	107.96%	108.49%
Range				

PDF created with pdfFactory Pro trial version www.pdffactory.com

Sample Name: 490-108506-a-41-a Acquired: 8/1/2016 16:51:58 Type: Unk
Method: ICP I9 Method 200.7-6010(v140) Mode: CONC Corr. Factor: 1.000000
User: analyst Custom ID1: Custom ID2: Custom ID3:
Comment:

Elem	Ag3280	Al3082	As1890	B_1826	Ba4554	Be3130	Ca3179
IS Ref	(Y_3600)	(Y_3710)	(Y_2243)	(Y_2243)	(Y_3710)	(Y_3710)	(Y_3710)
Units	ppb	ppb	ppb	ppb	ppb	ppb	ppb
Avg	-.77915	66022.	79.181	35.376	892.52	3.7176	34142.
Stddev	.38986	167.	1.794	.602	1.19	.0354	134.
%RSD	50.037	.25300	2.2656	1.7030	.13357	.95189	.39283
Check ?	Chk Pass	Chk Pass	Chk Pass	Chk Pass	Chk Pass	Chk Pass	Chk Pass
High Limit							
Low Limit							

Elem	Cd2288	Co2286	Cr2677	Cu3273	Fe2599	K_7664	Li6707
IS Ref	(Y_2243)	(In2306)	(Y_3600)	(Y_3600)	(Y_3710)	(Y_3710)	(Y_3710)
Units	ppb	ppb	ppb	ppb	ppb	ppb	ppb
Avg	2.225	71.241	104.83	177.62	163460.	6219.4	70.262
Stddev	.101	.812	.14	.94	234.	3.0	.594
%RSD	4.552	1.1401	.13039	.52687	.14315	.04879	.84561
Check ?	Chk Pass	Chk Pass	Chk Pass	Chk Pass	Chk Pass	Chk Pass	Chk Pass
High Limit							
Low Limit							

Elem	Mg2790	Mn2576	Mo2020	Na5895	Ni2316	Pb2203	Sb2175
IS Ref	(Y_3710)	(Y_3600)	(Y_2243)	(Y_3710)	(In2306)	(Y_2243)	(Y_2243)
Units	ppb	ppb	ppb	ppb	ppb	ppb	ppb
Avg	25527.	4389.3	6.1074	2184.4	188.21	160.81	-1.050
Stddev	93.	12.6	.0786	7.4	1.76	3.17	2.889
%RSD	.36591	.28799	1.2873	.33934	.93425	1.9708	275.1
Check ?	Chk Pass	Chk Pass	Chk Pass	Chk Pass	Chk Pass	Chk Pass	Chk Pass
High Limit							
Low Limit							

PDF created with pdfFactory Pro trial version www.pdffactory.com

Sample Name: 490-108506-a-41-a Acquired: 8/1/2016 16:51:58 Type: Unk
Method: ICP I9 Method 200.7-6010(v140) Mode: CONC Corr. Factor: 1.000000
User: analyst Custom ID1: Custom ID2: Custom ID3:
Comment:

Elem	Se1960	Sn1899	Ti3372	Tl1908	V_2908	Zn2062	Si2516
IS Ref	(Y_2243)	(In2306)	(Y_3600)	(In2306)	(Y_3710)	(In2306)	(Y_3710)
Units	ppb	ppb	ppb	ppb	ppb	ppb	ppb
Avg	1.3120	34.685	1737.7	19.381	194.43	613.93	2700.7
Stddev	1.6977	.373	1.6	.615	3.61	3.48	2.9
%RSD	129.39	1.0752	.09470	3.1730	1.8592	.56756	.10782
Check ?	Chk Pass	Chk Pass	Chk Pass	Chk Pass	Chk Pass	Chk Pass	Chk Pass
High Limit							
Low Limit							

Elem	Sr3464
IS Ref	(Y_3710)
Units	ppb
Avg	262.00
Stddev	1.98
%RSD	.75694
Check ?	Chk Pass
High Limit	
Low Limit	

Int. Std.	In2306	Y_2243	Y_3600	Y_3710
Units	Cts/S	Cts/S	Cts/S	Cts/S
Avg	5561.2	4162.2	58156.	7592.8
Stddev	18.3	14.7	55.	34.5
%RSD	.32945	.35283	.09478	.45432
Check ?	Chk Pass	Chk Pass	Chk Pass	Chk Pass
Value	93.901%	112.95%	112.00%	111.94%
Range				

PDF created with pdfFactory Pro trial version www.pdffactory.com

Sample Name: CCV-2632473 Acquired: 8/1/2016 16:56:00 Type: QC
Method: ICP I9 Method 200.7-6010(v140) Mode: CONC Corr. Factor: 1.000000
User: analyst Custom ID1: Custom ID2: Custom ID3:
Comment:

Elem	Ag3280	Al3082	As1890	B_1826	Ba4554	Be3130	Ca3179	Cd2288
IS Ref	(Y_3600)	(Y_3710)	(Y_2243)	(Y_2243)	(Y_3710)	(Y_3710)	(Y_3710)	(Y_2243)
Units	ppb	ppb	ppb	ppb	ppb	ppb	ppb	ppb
Avg	1008.7	25077.	492.46	5100.2	1955.6	2013.1	51989.	498.2
Stddev	3.5	161.	5.56	16.1	4.7	6.4	252.	1.4
%RSD	.35063	.64229	1.1299	.31617	.24155	.31731	.48471	.2833
Check ?	Chk Pass	Chk Pass	Chk Pass	Chk Pass	Chk Pass	Chk Pass	Chk Pass	Chk Pass
Value								
Range								

Elem	Co2286	Cr2677	Cu3273	Fe2599	K_7664	Li6707	Mg2790	Mn2576
IS Ref	(In2306)	(Y_3600)	(Y_3600)	(Y_3710)	(Y_3710)	(Y_3710)	(Y_3710)	(Y_3600)
Units	ppb	ppb	ppb	ppb	ppb	ppb	ppb	ppb
Avg	1973.5	1926.3	1947.0	25084.	49983.	4887.8	49943.	1908.0
Stddev	4.6	6.5	5.9	76.	236.	23.7	228.	6.6
%RSD	.23405	.33501	.30053	.30298	.47294	.48508	.45651	.34614
Check ?	Chk Pass	Chk Pass	Chk Pass	Chk Pass	Chk Pass	Chk Pass	Chk Pass	Chk Pass
Value								
Range								

Elem	Mo2020	Na5895	Ni2316	Pb2203	Sb2175	Se1960	Sn1899	Ti3372
IS Ref	(Y_2243)	(Y_3710)	(In2306)	(Y_2243)	(Y_2243)	(Y_2243)	(In2306)	(Y_3600)
Units	ppb	ppb	ppb	ppb	ppb	ppb	ppb	ppb
Avg	1977.5	50569.	1991.7	477.68	508.4	503.53	5114.1	4949.6
Stddev	9.9	200.	6.4	1.10	.7	1.55	15.1	24.3
%RSD	.49971	.39456	.32286	.22938	.1314	.30813	.29536	.49180
Check ?	Chk Pass	Chk Pass	Chk Pass	Chk Pass	Chk Pass	Chk Pass	Chk Pass	Chk Pass
Value								
Range								

PDF created with pdfFactory Pro trial version www.pdffactory.com

Sample Name: CCV-2632473 Acquired: 8/1/2016 16:56:00 Type: QC
Method: ICP I9 Method 200.7-6010(v140) Mode: CONC Corr. Factor: 1.000000
User: analyst Custom ID1: Custom ID2: Custom ID3:
Comment:

Elem	Tl1908	V_2908	Zn2062	Si2516	Sr3464
IS Ref	(In2306)	(Y_3710)	(In2306)	(Y_3710)	(Y_3710)
Units	ppb	ppb	ppb	ppb	ppb
Avg	989.29	1988.7	2052.6	5175.8	4983.7
Stddev	10.49	8.1	4.8	8.9	25.4
%RSD	1.0603	.40574	.23300	.17154	.50930
Check ?	Chk Pass	Chk Pass	Chk Pass	Chk Pass	Chk Pass
Value					
Range					

Int. Std.	In2306	Y_2243	Y_3600	Y_3710
Units	Cts/S	Cts/S	Cts/S	Cts/S
Avg	5369.3	3610.3	50102.	6595.0
Stddev	10.7	1.0	231.	19.5
%RSD	.19837	.02678	.46150	.29615

PDF created with pdfFactory Pro trial version www.pdffactory.com

Sample Name: CCB Acquired: 8/1/2016 16:59:47 Type: QC
Method: ICP I9 Method 200.7-6010(v140) Mode: CONC Corr. Factor: 1.000000
User: analyst Custom ID1: Custom ID2: Custom ID3:
Comment:

Elem	Ag3280	Al3082	As1890	B_1826	Ba4554	Be3130	Ca3179	Cd2288
IS Ref	(Y_3600)	(Y_3710)	(Y_2243)	(Y_2243)	(Y_3710)	(Y_3710)	(Y_3710)	(Y_2243)
Units	ppb	ppb	ppb	ppb	ppb	ppb	ppb	ppb
Avg	.09419	13.327	.77228	7.7522	.25193	.13795	6.1878	.1883
Stddev	.12447	27.667	.37150	.2204	.21235	.05080	3.0448	.1086
%RSD	132.16	207.59	48.105	2.8429	84.290	36.823	49.207	57.65
Check ?	Chk Pass	Chk Pass	Chk Pass	Chk Pass	Chk Pass	Chk Pass	Chk Pass	Chk Pass
High Limit								
Low Limit								

Elem	Co2286	Cr2677	Cu3273	Fe2599	K_7664	Li6707	Mg2790	Mn2576
IS Ref	(In2306)	(Y_3600)	(Y_3600)	(Y_3710)	(Y_3710)	(Y_3710)	(Y_3710)	(Y_3600)
Units	ppb	ppb	ppb	ppb	ppb	ppb	ppb	ppb
Avg	-.35916	.32530	.67653	5.1843	16.039	5.3547	-6.6088	.28718
Stddev	.04403	.15662	.52475	1.8275	8.837	1.8429	11.204	.04504
%RSD	12.258	48.147	77.565	35.251	55.095	34.416	169.53	15.682
Check ?	Chk Pass	Chk Pass	Chk Pass	Chk Pass	Chk Pass	Chk Pass	Chk Pass	Chk Pass
High Limit								
Low Limit								

Elem	Mo2020	Na5895	Ni2316	Pb2203	Sb2175	Se1960	Sn1899	Ti3372
IS Ref	(Y_2243)	(Y_3710)	(In2306)	(Y_2243)	(Y_2243)	(Y_2243)	(In2306)	(Y_3600)
Units	ppb	ppb	ppb	ppb	ppb	ppb	ppb	ppb
Avg	2.5020	23.528	.12760	.60409	1.134	-.57503	.35925	1.7146
Stddev	.2651	4.492	.43682	1.0114	.834	.75576	.24504	.0594
%RSD	10.596	19.090	342.32	167.42	73.49	131.43	68.209	3.4638
Check ?	Chk Pass	Chk Pass	Chk Pass	Chk Pass	Chk Pass	Chk Pass	Chk Pass	Chk Pass
High Limit								
Low Limit								

PDF created with pdfFactory Pro trial version www.pdffactory.com

Sample Name: CCB Acquired: 8/1/2016 16:59:47 Type: QC
Method: ICP I9 Method 200.7-6010(v140) Mode: CONC Corr. Factor: 1.000000
User: analyst Custom ID1: Custom ID2: Custom ID3:
Comment:

Elem	Tl1908	V_2908	Zn2062	Si2516	Sr3464
IS Ref	(In2306)	(Y_3710)	(In2306)	(Y_3710)	(Y_3710)
Units	ppb	ppb	ppb	ppb	ppb
Avg	.97460	-.36222	.02423	-42.710	-1.0528
Stddev	.73066	2.5995	.10951	2.557	.0821
%RSD	74.970	717.65	451.99	5.9863	7.7951
Check ?	Chk Pass	Chk Pass	Chk Pass	Chk Pass	Chk Pass
High Limit					
Low Limit					

Int. Std.	In2306	Y_2243	Y_3600	Y_3710
Units	Cts/S	Cts/S	Cts/S	Cts/S
Avg	6024.7	3748.6	52652.	6678.9
Stddev	18.0	7.6	94.	23.9
%RSD	.29852	.20208	.17810	.35830

PDF created with pdfFactory Pro trial version www.pdffactory.com

Sample Name: CRI-2633779 Acquired: 8/1/2016 17:03:54 Type: QC
Method: ICP I9 Method 200.7-6010(v140) Mode: CONC Corr. Factor: 1.000000
User: analyst Custom ID1: Custom ID2: Custom ID3:
Comment:

Elem	Ag3280	Al3082	As1890	B_1826	Ba4554	Be3130	Ca3179	Cd2288
IS Ref	(Y_3600)	(Y_3710)	(Y_2243)	(Y_2243)	(Y_3710)	(Y_3710)	(Y_3710)	(Y_2243)
Units	ppb	ppb	ppb	ppb	ppb	ppb	ppb	ppb
Avg	10.345	215.74	15.508	207.96	196.87	5.0998	5217.5	5.127
Stddev	.101	5.63	1.691	.80	1.13	.1145	34.8	.056
%RSD	.97333	2.6087	10.907	.38493	.57605	2.2460	.66707	1.089
Check ?	Chk Pass	Chk Pass	Chk Pass	Chk Pass	Chk Pass	Chk Pass	Chk Pass	Chk Pass
Value								
Range								

Elem	Co2286	Cr2677	Cu3273	Fe2599	K_7664	Li6707	Mg2790	Mn2576
IS Ref	(In2306)	(Y_3600)	(Y_3600)	(Y_3710)	(Y_3710)	(Y_3710)	(Y_3710)	(Y_3600)
Units	ppb	ppb	ppb	ppb	ppb	ppb	ppb	ppb
Avg	9.3585	10.405	20.809	210.87	4968.2	53.064	5174.1	15.450
Stddev	.4289	.041	.776	1.70	33.6	.589	44.0	.029
%RSD	4.5831	.39175	3.7281	.80495	.67575	1.1104	.84988	.18617
Check ?	Chk Pass	Chk Pass	Chk Pass	Chk Pass	Chk Pass	Chk Pass	Chk Pass	Chk Pass
Value								
Range								

Elem	Mo2020	Na5895	Ni2316	Pb2203	Sb2175	Se1960	Sn1899	Ti3372
IS Ref	(Y_2243)	(Y_3710)	(In2306)	(Y_2243)	(Y_2243)	(Y_2243)	(In2306)	(Y_3600)
Units	ppb	ppb	ppb	ppb	ppb	ppb	ppb	ppb
Avg	40.067	5082.1	39.410	10.060	21.20	17.247	97.710	51.168
Stddev	.395	25.4	.868	.338	1.30	1.608	.335	.297
%RSD	.98633	.50038	2.2028	3.3646	6.147	9.3235	.34288	.58007
Check ?	Chk Pass	Chk Pass	Chk Pass	Chk Pass	Chk Pass	Chk Pass	Chk Pass	Chk Pass
Value								
Range								

PDF created with pdfFactory Pro trial version www.pdffactory.com

Sample Name: CRI-2633779 Acquired: 8/1/2016 17:03:54 Type: QC
Method: ICP I9 Method 200.7-6010(v140) Mode: CONC Corr. Factor: 1.000000
User: analyst Custom ID1: Custom ID2: Custom ID3:
Comment:

Elem	Tl1908	V_2908	Zn2062	Si2516	Sr3464
IS Ref	(In2306)	(Y_3710)	(In2306)	(Y_3710)	(Y_3710)
Units	ppb	ppb	ppb	ppb	ppb
Avg	19.735	10.640	50.819	469.79	52.146
Stddev	.278	1.774	.332	1.10	2.422
%RSD	1.4063	16.671	.65377	.23425	4.6453
Check ?	Chk Pass	Chk Pass	Chk Pass	Chk Pass	Chk Pass
Value					
Range					

Int. Std.	In2306	Y_2243	Y_3600	Y_3710
Units	Cts/S	Cts/S	Cts/S	Cts/S
Avg	5949.8	3739.3	52110.	6689.4
Stddev	8.3	5.9	122.	28.8
%RSD	.13988	.15860	.23377	.43039

PDF created with pdfFactory Pro trial version www.pdffactory.com

Sample Name: 240-67656-k-3-a Acquired: 8/1/2016 17:07:56 Type: Unk
Method: ICP I9 Method 200.7-6010(v140) Mode: CONC Corr. Factor: 1.000000
User: analyst Custom ID1: Custom ID2: Custom ID3:
Comment:

Elem	Ag3280	Al3082	As1890	B_1826	Ba4554	Be3130	Ca3179
IS Ref	(Y_3600)	(Y_3710)	(Y_2243)	(Y_2243)	(Y_3710)	(Y_3710)	(Y_3710)
Units	ppb	ppb	ppb	ppb	ppb	ppb	ppb
Avg	.01723	155.61	3.1249	157.82	155.05	-.02375	130910.
Stddev	.60070	11.66	1.0151	1.81	.55	.01749	436.
%RSD	3487.1	7.4941	32.486	1.1495	.35689	73.643	.33325
Check ?	Chk Pass	Chk Pass	Chk Pass	Chk Pass	Chk Pass	Chk Pass	Chk Pass
High Limit							
Low Limit							

Elem	Cd2288	Co2286	Cr2677	Cu3273	Fe2599	K_7664	Li6707
IS Ref	(Y_2243)	(In2306)	(Y_3600)	(Y_3600)	(Y_3710)	(Y_3710)	(Y_3710)
Units	ppb	ppb	ppb	ppb	ppb	ppb	ppb
Avg	.1701	.72043	2.8510	53.608	618.06	2857.1	14.237
Stddev	.1025	.20453	.0888	1.188	3.70	12.3	1.983
%RSD	60.29	28.390	3.1144	2.2154	.59832	.43035	13.929
Check ?	Chk Pass	Chk Pass	Chk Pass	Chk Pass	Chk Pass	Chk Pass	Chk Pass
High Limit							
Low Limit							

Elem	Mg2790	Mn2576	Mo2020	Na5895	Ni2316	Pb2203	Sb2175
IS Ref	(Y_3710)	(Y_3600)	(Y_2243)	(Y_3710)	(In2306)	(Y_2243)	(Y_2243)
Units	ppb	ppb	ppb	ppb	ppb	ppb	ppb
Avg	30744.	1217.7	1.5941	39214.	4.5072	-.06737	-.2871
Stddev	145.	2.5	.1410	103.	.5654	.32802	1.729
%RSD	.47263	.20146	8.8465	.26175	12.543	486.86	602.1
Check ?	Chk Pass	Chk Pass	Chk Pass	Chk Pass	Chk Pass	Chk Pass	Chk Pass
High Limit							
Low Limit							

PDF created with pdfFactory Pro trial version www.pdffactory.com

Sample Name: 240-67656-k-3-a Acquired: 8/1/2016 17:07:56 Type: Unk
Method: ICP I9 Method 200.7-6010(v140) Mode: CONC Corr. Factor: 1.000000
User: analyst Custom ID1: Custom ID2: Custom ID3:
Comment:

Elem	Se1960	Sn1899	Ti3372	Tl1908	V_2908	Zn2062	Si2516
IS Ref	(Y_2243)	(In2306)	(Y_3600)	(In2306)	(Y_3710)	(In2306)	(Y_3710)
Units	ppb	ppb	ppb	ppb	ppb	ppb	ppb
Avg	-2.7945	-.25397	3.2821	6.3070	2.1458	4.9156	7943.7
Stddev	2.0849	.24409	.1734	.9571	.3133	.0803	32.5
%RSD	74.606	96.109	5.2826	15.176	14.602	1.6327	.40971
Check ?	Chk Pass	Chk Pass	Chk Pass	Chk Pass	Chk Pass	Chk Pass	Chk Pass
High Limit							
Low Limit							

Elem	Sr3464
IS Ref	(Y_3710)
Units	ppb
Avg	192.97
Stddev	4.89
%RSD	2.5317
Check ?	Chk Pass
High Limit	
Low Limit	

Int. Std.	In2306	Y_2243	Y_3600	Y_3710
Units	Cts/S	Cts/S	Cts/S	Cts/S
Avg	5524.3	3618.7	50217.	6678.0
Stddev	7.5	5.1	75.	12.5
%RSD	.13656	.14085	.15015	.18698
Check ?	Chk Pass	Chk Pass	Chk Pass	Chk Pass
Value	93.278%	98.198%	96.708%	98.451%
Range				

PDF created with pdfFactory Pro trial version www.pdffactory.com

Sample Name: 240-67656-k-3-b ms Acquired: 8/1/2016 17:12:00 Type: Unk
Method: ICP I9 Method 200.7-6010(v140) Mode: CONC Corr. Factor: 1.000000
User: analyst Custom ID1: Custom ID2: Custom ID3:
Comment:

Elem	Ag3280	Al3082	As1890	B_1826	Ba4554	Be3130	Ca3179
IS Ref	(Y_3600)	(Y_3710)	(Y_2243)	(Y_2243)	(Y_3710)	(Y_3710)	(Y_3710)
Units	ppb	ppb	ppb	ppb	ppb	ppb	ppb
Avg	50.955	2183.1	2051.4	1194.1	2058.6	49.559	174570.
Stddev	.293	14.9	5.2	1.9	3.5	.152	297.
%RSD	.57482	.68153	.25360	.15604	.16917	.30586	.17026
Check ?	Chk Pass	Chk Pass	Chk Pass	Chk Pass	Chk Pass	Chk Pass	Chk Pass
High Limit							
Low Limit							

Elem	Cd2288	Co2286	Cr2677	Cu3273	Fe2599	K_7664	Li6707
IS Ref	(Y_2243)	(In2306)	(Y_3600)	(Y_3600)	(Y_3710)	(Y_3710)	(Y_3710)
Units	ppb	ppb	ppb	ppb	ppb	ppb	ppb
Avg	50.09	485.30	192.34	296.37	1599.4	51748.	974.35
Stddev	.22	1.69	.33	1.42	1.6	115.	.83
%RSD	.4467	.34740	.17359	.47912	.10092	.22295	.08534
Check ?	Chk Pass	Chk Pass	Chk Pass	Chk Pass	Chk Pass	Chk Pass	Chk Pass
High Limit							
Low Limit							

Elem	Mg2790	Mn2576	Mo2020	Na5895	Ni2316	Pb2203	Sb2175
IS Ref	(Y_3710)	(Y_3600)	(Y_2243)	(Y_3710)	(In2306)	(Y_2243)	(Y_2243)
Units	ppb	ppb	ppb	ppb	ppb	ppb	ppb
Avg	77545.	1665.8	965.00	87012.	498.47	469.23	510.3
Stddev	119.	7.3	5.36	241.	.97	1.70	1.7
%RSD	.15375	.43866	.55520	.27666	.19509	.36145	.3271
Check ?	Chk Pass	Chk Pass	Chk Pass	Chk Pass	Chk Pass	Chk Pass	Chk Pass
High Limit							
Low Limit							

PDF created with pdfFactory Pro trial version www.pdffactory.com

Sample Name: 240-67656-k-3-b ms Acquired: 8/1/2016 17:12:00 Type: Unk
Method: ICP I9 Method 200.7-6010(v140) Mode: CONC Corr. Factor: 1.000000
User: analyst Custom ID1: Custom ID2: Custom ID3:
Comment:

Elem	Se1960	Sn1899	Ti3372	Tl1908	V_2908	Zn2062	Si2516
IS Ref	(Y_2243)	(In2306)	(Y_3600)	(In2306)	(Y_3710)	(In2306)	(Y_3710)
Units	ppb	ppb	ppb	ppb	ppb	ppb	ppb
Avg	2071.9	2015.2	987.26	1928.1	487.76	512.89	8833.1
Stddev	6.6	5.7	1.59	9.4	3.68	.93	31.0
%RSD	.32071	.28319	.16153	.48900	.75510	.18134	.35056
Check ?	Chk Pass	Chk Pass	Chk Pass	Chk Pass	Chk Pass	Chk Pass	Chk Pass
High Limit							
Low Limit							

Elem	Sr3464
IS Ref	(Y_3710)
Units	ppb
Avg	1140.6
Stddev	1.0
%RSD	.08943
Check ?	Chk Pass
High Limit	
Low Limit	

Int. Std.	In2306	Y_2243	Y_3600	Y_3710
Units	Cts/S	Cts/S	Cts/S	Cts/S
Avg	5240.9	3537.5	49096.	6673.3
Stddev	7.9	4.1	87.	9.6
%RSD	.15106	.11548	.17675	.14428
Check ?	Chk Pass	Chk Pass	Chk Pass	Chk Pass
Value	88.492%	95.994%	94.550%	98.382%
Range				

PDF created with pdfFactory Pro trial version www.pdffactory.com

Sample Name: 240-67656-k-3-c msd Acquired: 8/1/2016 17:15:41 Type: Unk
Method: ICP I9 Method 200.7-6010(v140) Mode: CONC Corr. Factor: 1.000000
User: analyst Custom ID1: Custom ID2: Custom ID3:
Comment:

Elem	Ag3280	Al3082	As1890	B_1826	Ba4554	Be3130	Ca3179
IS Ref	(Y_3600)	(Y_3710)	(Y_2243)	(Y_2243)	(Y_3710)	(Y_3710)	(Y_3710)
Units	ppb	ppb	ppb	ppb	ppb	ppb	ppb
Avg	49.995	2152.2	2029.6	1179.6	2049.7	49.336	173640.
Stddev	.386	18.2	5.8	2.5	7.0	.450	280.
%RSD	.77130	.84550	.28520	.20956	.34293	.91310	.16139
Check ?	Chk Pass	Chk Pass	Chk Pass	Chk Pass	Chk Pass	Chk Pass	Chk Pass
High Limit							
Low Limit							

Elem	Cd2288	Co2286	Cr2677	Cu3273	Fe2599	K_7664	Li6707
IS Ref	(Y_2243)	(In2306)	(Y_3600)	(Y_3600)	(Y_3710)	(Y_3710)	(Y_3710)
Units	ppb	ppb	ppb	ppb	ppb	ppb	ppb
Avg	49.69	479.57	190.51	292.52	1589.4	51453.	973.02
Stddev	.29	1.48	.18	1.25	10.7	22.	.36
%RSD	.5835	.30778	.09234	.42796	.67551	.04273	.03687
Check ?	Chk Pass	Chk Pass	Chk Pass	Chk Pass	Chk Pass	Chk Pass	Chk Pass
High Limit							
Low Limit							

Elem	Mg2790	Mn2576	Mo2020	Na5895	Ni2316	Pb2203	Sb2175
IS Ref	(Y_3710)	(Y_3600)	(Y_2243)	(Y_3710)	(In2306)	(Y_2243)	(Y_2243)
Units	ppb	ppb	ppb	ppb	ppb	ppb	ppb
Avg	76979.	1645.3	959.14	86335.	493.85	466.74	502.9
Stddev	45.	1.4	6.12	115.	1.17	2.95	3.2
%RSD	.05871	.08336	.63834	.13309	.23745	.63128	.6316
Check ?	Chk Pass	Chk Pass	Chk Pass	Chk Pass	Chk Pass	Chk Pass	Chk Pass
High Limit							
Low Limit							

PDF created with pdfFactory Pro trial version www.pdffactory.com

Sample Name: 240-67656-k-3-c msd Acquired: 8/1/2016 17:15:41 Type: Unk
Method: ICP I9 Method 200.7-6010(v140) Mode: CONC Corr. Factor: 1.000000
User: analyst Custom ID1: Custom ID2: Custom ID3:
Comment:

Elem	Se1960	Sn1899	Ti3372	Tl1908	V_2908	Zn2062	Si2516
IS Ref	(Y_2243)	(In2306)	(Y_3600)	(In2306)	(Y_3710)	(In2306)	(Y_3710)
Units	ppb	ppb	ppb	ppb	ppb	ppb	ppb
Avg	2050.1	1993.1	976.24	1904.8	487.90	506.90	8750.8
Stddev	7.7	9.3	.90	12.2	3.26	1.26	16.8
%RSD	.37507	.46607	.09237	.64219	.66732	.24840	.19148
Check ?	Chk Pass	Chk Pass	Chk Pass	Chk Pass	Chk Pass	Chk Pass	Chk Pass
High Limit							
Low Limit							

Elem	Sr3464
IS Ref	(Y_3710)
Units	ppb
Avg	1129.7
Stddev	11.6
%RSD	1.0291
Check ?	Chk Pass
High Limit	
Low Limit	

Int. Std.	In2306	Y_2243	Y_3600	Y_3710
Units	Cts/S	Cts/S	Cts/S	Cts/S
Avg	5253.5	3544.8	49092.	6627.6
Stddev	9.3	4.3	19.	16.1
%RSD	.17731	.12141	.03836	.24227
Check ?	Chk Pass	Chk Pass	Chk Pass	Chk Pass
Value	88.706%	96.193%	94.541%	97.709%
Range				

PDF created with pdfFactory Pro trial version www.pdffactory.com

Sample Name: PDS 240-67656-k-3-a Acquired: 8/1/2016 17:19:21 Type: Unk
Method: ICP I9 Method 200.7-6010(v140) Mode: CONC Corr. Factor: 1.000000
User: analyst Custom ID1: Custom ID2: Custom ID3:
Comment:

Elem	Ag3280	Al3082	As1890	B_1826	Ba4554	Be3130	Ca3179
IS Ref	(Y_3600)	(Y_3710)	(Y_2243)	(Y_2243)	(Y_3710)	(Y_3710)	(Y_3710)
Units	ppb	ppb	ppb	ppb	ppb	ppb	ppb
Avg	46.937	2193.9	2068.0	1243.8	2124.4	51.150	183380.
Stddev	.189	4.4	15.2	8.9	4.3	.078	625.
%RSD	.40302	.20148	.73420	.71674	.20405	.15279	.34084
Check ?	Chk Pass	Chk Pass	Chk Pass	Chk Pass	Chk Pass	Chk Pass	Chk Pass
High Limit							
Low Limit							

Elem	Cd2288	Co2286	Cr2677	Cu3273	Fe2599	K_7664	Li6707
IS Ref	(Y_2243)	(In2306)	(Y_3600)	(Y_3600)	(Y_3710)	(Y_3710)	(Y_3710)
Units	ppb	ppb	ppb	ppb	ppb	ppb	ppb
Avg	51.16	499.62	197.80	305.89	1642.4	53777.	1032.3
Stddev	.39	2.70	.31	1.30	2.4	150.	6.3
%RSD	.7569	.53957	.15719	.42433	.14490	.27980	.61398
Check ?	Chk Pass	Chk Pass	Chk Pass	Chk Pass	Chk Pass	Chk Pass	Chk Pass
High Limit							
Low Limit							

Elem	Mg2790	Mn2576	Mo2020	Na5895	Ni2316	Pb2203	Sb2175
IS Ref	(Y_3710)	(Y_3600)	(Y_2243)	(Y_3710)	(In2306)	(Y_2243)	(Y_2243)
Units	ppb	ppb	ppb	ppb	ppb	ppb	ppb
Avg	80252.	1719.0	1005.1	90569.	509.21	481.18	517.7
Stddev	284.	2.0	9.5	241.	3.79	3.55	4.6
%RSD	.35411	.11762	.94998	.26619	.74433	.73864	.8898
Check ?	Chk Pass	Chk Pass	Chk Pass	Chk Pass	Chk Pass	Chk Pass	Chk Pass
High Limit							
Low Limit							

PDF created with pdfFactory Pro trial version www.pdffactory.com

Sample Name: PDS 240-67656-k-3-a Acquired: 8/1/2016 17:19:21 Type: Unk
Method: ICP I9 Method 200.7-6010(v140) Mode: CONC Corr. Factor: 1.000000
User: analyst Custom ID1: Custom ID2: Custom ID3:
Comment:

Elem	Se1960	Sn1899	Ti3372	Tl1908	V_2908	Zn2062	Si2516
IS Ref	(Y_2243)	(In2306)	(Y_3600)	(In2306)	(Y_3710)	(In2306)	(Y_3710)
Units	ppb	ppb	ppb	ppb	ppb	ppb	ppb
Avg	2116.1	2078.2	1009.0	2000.8	504.88	522.57	9199.1
Stddev	15.4	11.8	.5	10.0	4.29	3.40	55.8
%RSD	.72539	.56978	.04518	.50189	.84920	.65089	.60687
Check ?	Chk Pass	Chk Pass	Chk Pass	Chk Pass	Chk Pass	Chk Pass	Chk Pass
High Limit							
Low Limit							

Elem	Sr3464
IS Ref	(Y_3710)
Units	ppb
Avg	1191.0
Stddev	3.8
%RSD	.32125
Check ?	Chk Pass
High Limit	
Low Limit	

Int. Std.	In2306	Y_2243	Y_3600	Y_3710
Units	Cts/S	Cts/S	Cts/S	Cts/S
Avg	5204.4	3524.1	48552.	6619.6
Stddev	13.1	11.3	4.	19.8
%RSD	.25104	.32051	.00737	.29844
Check ?	Chk Pass	Chk Pass	Chk Pass	Chk Pass
Value	87.875%	95.630%	93.503%	97.590%
Range				

PDF created with pdfFactory Pro trial version www.pdffactory.com

Sample Name: CCV-2632473 Acquired: 8/1/2016 17:23:01 Type: QC
Method: ICP I9 Method 200.7-6010(v140) Mode: CONC Corr. Factor: 1.000000
User: analyst Custom ID1: Custom ID2: Custom ID3:
Comment:

Elem	Ag3280	Al3082	As1890	B_1826	Ba4554	Be3130	Ca3179	Cd2288
IS Ref	(Y_3600)	(Y_3710)	(Y_2243)	(Y_2243)	(Y_3710)	(Y_3710)	(Y_3710)	(Y_2243)
Units	ppb	ppb	ppb	ppb	ppb	ppb	ppb	ppb
Avg	1002.6	24733.	493.40	5107.9	1932.7	1980.3	50911.	497.1
Stddev	.3	46.	5.00	7.6	2.9	2.4	48.	.9
%RSD	.02699	.18491	1.0125	.14967	.14887	.12088	.09509	.1741
Check ?	Chk Pass	Chk Pass	Chk Pass	Chk Pass	Chk Pass	Chk Pass	Chk Pass	Chk Pass
Value								
Range								

Elem	Co2286	Cr2677	Cu3273	Fe2599	K_7664	Li6707	Mg2790	Mn2576
IS Ref	(In2306)	(Y_3600)	(Y_3600)	(Y_3710)	(Y_3710)	(Y_3710)	(Y_3710)	(Y_3600)
Units	ppb	ppb	ppb	ppb	ppb	ppb	ppb	ppb
Avg	1969.3	1921.6	1939.0	24898.	49150.	4844.1	49256.	1924.1
Stddev	8.6	1.0	2.5	29.	26.	3.2	61.	.9
%RSD	.43736	.05124	.12665	.11815	.05204	.06645	.12396	.04426
Check ?	Chk Pass	Chk Pass	Chk Pass	Chk Pass	Chk Pass	Chk Pass	Chk Pass	Chk Pass
Value								
Range								

Elem	Mo2020	Na5895	Ni2316	Pb2203	Sb2175	Se1960	Sn1899	Ti3372
IS Ref	(Y_2243)	(Y_3710)	(In2306)	(Y_2243)	(Y_2243)	(Y_2243)	(In2306)	(Y_3600)
Units	ppb	ppb	ppb	ppb	ppb	ppb	ppb	ppb
Avg	1984.5	49583.	1981.8	478.77	508.5	505.02	5080.5	4969.4
Stddev	10.3	56.	8.1	3.34	7.8	5.35	20.2	5.0
%RSD	.51707	.11369	.40662	.69737	1.530	1.0601	.39661	.10128
Check ?	Chk Pass	Chk Pass	Chk Pass	Chk Pass	Chk Pass	Chk Pass	Chk Pass	Chk Pass
Value								
Range								

PDF created with pdfFactory Pro trial version www.pdffactory.com

Sample Name: CCV-2632473 Acquired: 8/1/2016 17:23:01 Type: QC
Method: ICP I9 Method 200.7-6010(v140) Mode: CONC Corr. Factor: 1.000000
User: analyst Custom ID1: Custom ID2: Custom ID3:
Comment:

Elem	Tl1908	V_2908	Zn2062	Si2516	Sr3464
IS Ref	(In2306)	(Y_3710)	(In2306)	(Y_3710)	(Y_3710)
Units	ppb	ppb	ppb	ppb	ppb
Avg	993.95	1955.8	2037.5	5135.4	4911.2
Stddev	5.59	5.9	7.2	23.5	11.0
%RSD	.56206	.30365	.35170	.45856	.22427
Check ?	Chk Pass	Chk Pass	Chk Pass	Chk Pass	Chk Pass
Value					
Range					

Int. Std.	In2306	Y_2243	Y_3600	Y_3710
Units	Cts/S	Cts/S	Cts/S	Cts/S
Avg	5353.2	3592.4	49573.	6650.9
Stddev	11.7	6.6	96.	19.8
%RSD	.21807	.18237	.19274	.29738

PDF created with pdfFactory Pro trial version www.pdffactory.com

Sample Name: CCB Acquired: 8/1/2016 17:26:44 Type: QC
Method: ICP I9 Method 200.7-6010(v140) Mode: CONC Corr. Factor: 1.000000
User: analyst Custom ID1: Custom ID2: Custom ID3:
Comment:

Elem	Ag3280	Al3082	As1890	B_1826	Ba4554	Be3130	Ca3179	Cd2288
IS Ref	(Y_3600)	(Y_3710)	(Y_2243)	(Y_2243)	(Y_3710)	(Y_3710)	(Y_3710)	(Y_2243)
Units	ppb	ppb	ppb	ppb	ppb	ppb	ppb	ppb
Avg	.04040	8.5052	2.2525	9.5508	.18224	.17253	5.9798	.1494
Stddev	.34289	10.729	.5607	.6801	.09231	.06032	3.2081	.0595
%RSD	848.68	126.15	24.891	7.1210	50.653	34.964	53.649	39.86
Check ?	Chk Pass	Chk Pass	Chk Pass	Chk Pass	Chk Pass	Chk Pass	Chk Pass	Chk Pass
High Limit								
Low Limit								

Elem	Co2286	Cr2677	Cu3273	Fe2599	K_7664	Li6707	Mg2790	Mn2576
IS Ref	(In2306)	(Y_3600)	(Y_3600)	(Y_3710)	(Y_3710)	(Y_3710)	(Y_3710)	(Y_3600)
Units	ppb	ppb	ppb	ppb	ppb	ppb	ppb	ppb
Avg	-.13898	.15695	.48507	3.7612	57.461	7.5713	13.738	.24485
Stddev	.23418	.18896	.97300	1.7819	4.098	.5654	23.393	.03620
%RSD	168.50	120.40	200.59	47.376	7.1321	7.4672	170.28	14.784
Check ?	Chk Pass	Chk Pass	Chk Pass	Chk Pass	Chk Pass	Chk Pass	Chk Pass	Chk Pass
High Limit								
Low Limit								

Elem	Mo2020	Na5895	Ni2316	Pb2203	Sb2175	Se1960	Sn1899	Ti3372
IS Ref	(Y_2243)	(Y_3710)	(In2306)	(Y_2243)	(Y_2243)	(Y_2243)	(In2306)	(Y_3600)
Units	ppb	ppb	ppb	ppb	ppb	ppb	ppb	ppb
Avg	3.5738	50.253	-.24175	-.24261	-.3700	-1.4102	.87432	1.6747
Stddev	.1968	1.382	.45654	1.1812	1.082	.8001	.54167	.0703
%RSD	5.5059	2.7501	188.85	486.88	292.4	56.735	61.954	4.1955
Check ?	Chk Pass	Chk Pass	Chk Pass	Chk Pass	Chk Pass	Chk Pass	Chk Pass	Chk Pass
High Limit								
Low Limit								

PDF created with pdfFactory Pro trial version www.pdffactory.com

Sample Name: CCB Acquired: 8/1/2016 17:26:44 Type: QC
Method: ICP I9 Method 200.7-6010(v140) Mode: CONC Corr. Factor: 1.000000
User: analyst Custom ID1: Custom ID2: Custom ID3:
Comment:

Elem	Tl1908	V_2908	Zn2062	Si2516	Sr3464
IS Ref	(In2306)	(Y_3710)	(In2306)	(Y_3710)	(Y_3710)
Units	ppb	ppb	ppb	ppb	ppb
Avg	.28747	-1.0929	.01223	-38.753	1.4669
Stddev	.31909	3.3125	.10262	6.747	3.9482
%RSD	111.00	303.10	838.80	17.409	269.16
Check ?	Chk Pass	Chk Pass	Chk Pass	Chk Pass	Chk Pass
High Limit					
Low Limit					

Int. Std.	In2306	Y_2243	Y_3600	Y_3710
Units	Cts/S	Cts/S	Cts/S	Cts/S
Avg	6027.3	3742.4	52261.	6672.2
Stddev	4.0	3.5	113.	17.5
%RSD	.06595	.09241	.21706	.26227

PDF created with pdfFactory Pro trial version www.pdffactory.com

Sample Name: 190-11241-d-1-a Acquired: 8/1/2016 17:30:53 Type: Unk
Method: ICP I9 Method 200.7-6010(v140) Mode: CONC Corr. Factor: 1.000000
User: analyst Custom ID1: Custom ID2: Custom ID3:
Comment:

Elem	Ag3280	Al3082	As1890	B_1826	Ba4554	Be3130	Ca3179
IS Ref	(Y_3600)	(Y_3710)	(Y_2243)	(Y_2243)	(Y_3710)	(Y_3710)	(Y_3710)
Units	ppb	ppb	ppb	ppb	ppb	ppb	ppb
Avg	.10073	267.57	4.4271	30.446	23.314	.05147	17794.
Stddev	.63959	19.93	.9346	.321	.274	.04282	77.
%RSD	634.97	7.4478	21.111	1.0537	1.1741	83.189	.43255
Check ?	Chk Pass	Chk Pass	Chk Pass	Chk Pass	Chk Pass	Chk Pass	Chk Pass
High Limit							
Low Limit							

Elem	Cd2288	Co2286	Cr2677	Cu3273	Fe2599	K_7664	Li6707
IS Ref	(Y_2243)	(In2306)	(Y_3600)	(Y_3600)	(Y_3710)	(Y_3710)	(Y_3710)
Units	ppb	ppb	ppb	ppb	ppb	ppb	ppb
Avg	.5452	.43093	30.771	39.357	5492.9	1552.7	17.842
Stddev	.0209	.30190	.161	.316	21.7	4.6	.610
%RSD	3.841	70.057	.52430	.80231	.39476	.29613	3.4177
Check ?	Chk Pass	Chk Pass	Chk Pass	Chk Pass	Chk Pass	Chk Pass	Chk Pass
High Limit							
Low Limit							

Elem	Mg2790	Mn2576	Mo2020	Na5895	Ni2316	Pb2203	Sb2175
IS Ref	(Y_3710)	(Y_3600)	(Y_2243)	(Y_3710)	(In2306)	(Y_2243)	(Y_2243)
Units	ppb	ppb	ppb	ppb	ppb	ppb	ppb
Avg	4852.8	48.211	.65244	148130.	204.24	4.7206	1.803
Stddev	13.2	.135	.21946	396.	1.85	1.2400	1.751
%RSD	.27225	.27975	33.637	.26767	.90438	26.268	97.13
Check ?	Chk Pass	Chk Pass	Chk Pass	Chk Pass	Chk Pass	Chk Pass	Chk Pass
High Limit							
Low Limit							

PDF created with pdfFactory Pro trial version www.pdffactory.com

Sample Name: 190-11241-d-1-a Acquired: 8/1/2016 17:30:53 Type: Unk
Method: ICP I9 Method 200.7-6010(v140) Mode: CONC Corr. Factor: 1.000000
User: analyst Custom ID1: Custom ID2: Custom ID3:
Comment:

Elem	Se1960	Sn1899	Ti3372	Tl1908	V_2908	Zn2062	Si2516
IS Ref	(Y_2243)	(In2306)	(Y_3600)	(In2306)	(Y_3710)	(In2306)	(Y_3710)
Units	ppb	ppb	ppb	ppb	ppb	ppb	ppb
Avg	-1.7636	2.8490	5.6369	2.0380	1.4672	1511.7	29784.
Stddev	1.4174	.2405	.0903	.7571	3.3898	14.6	224.
%RSD	80.366	8.4404	1.6018	37.147	231.04	.96441	.75308
Check ?	Chk Pass	Chk Pass	Chk Pass	Chk Pass	Chk Pass	Chk Pass	Chk Pass
High Limit							
Low Limit							

Elem	Sr3464
IS Ref	(Y_3710)
Units	ppb
Avg	120.47
Stddev	1.79
%RSD	1.4830
Check ?	Chk Pass
High Limit	
Low Limit	

Int. Std.	In2306	Y_2243	Y_3600	Y_3710
Units	Cts/S	Cts/S	Cts/S	Cts/S
Avg	5589.6	3671.3	50232.	6798.9
Stddev	12.7	9.4	107.	29.9
%RSD	.22794	.25519	.21327	.44024
Check ?	Chk Pass	Chk Pass	Chk Pass	Chk Pass
Value	94.380%	99.626%	96.737%	100.23%
Range				

PDF created with pdfFactory Pro trial version www.pdffactory.com

Sample Name: 190-11250-d-2-a Acquired: 8/1/2016 17:34:53 Type: Unk
Method: ICP I9 Method 200.7-6010(v140) Mode: CONC Corr. Factor: 1.000000
User: analyst Custom ID1: Custom ID2: Custom ID3:
Comment:

Elem	Ag3280	Al3082	As1890	B_1826	Ba4554	Be3130	Ca3179	Cd2288
IS Ref	(Y_3600)	(Y_3710)	(Y_2243)	(Y_2243)	(Y_3710)	(Y_3710)	(Y_3710)	(Y_2243)
Units	ppb	ppb	ppb	ppb	ppb	ppb	ppb	ppb
Avg	-.10211	82853.	3.6557	68.798	12.996	.86014	30198.	.2210
Stddev	.21727	74.	2.4222	.584	.258	.08097	76.	.0062
%RSD	212.79	.08935	66.260	.84943	1.9840	9.4141	.25104	2.823
Check ?	Chk Pass	Chk Pass	Chk Pass	Chk Pass	Chk Pass	Chk Pass	Chk Pass	Chk Pass
High Limit								
Low Limit								

Elem	Co2286	Cr2677	Cu3273	Fe2599	K_7664	Li6707	Mg2790	Mn2576
IS Ref	(In2306)	(Y_3600)	(Y_3600)	(Y_3710)	(Y_3710)	(Y_3710)	(Y_3710)	(Y_3600)
Units	ppb	ppb	ppb	ppb	ppb	ppb	ppb	ppb
Avg	-.43424	3.0513	23.921	426.95	1069.4	15.887	7982.0	51.844
Stddev	.16453	.1625	.246	2.10	23.2	.532	15.2	.089
%RSD	37.890	5.3256	1.0301	.49103	2.1708	3.3480	.18995	.17133
Check ?	Chk Pass	Chk Pass	Chk Pass	Chk Pass	Chk Pass	Chk Pass	Chk Pass	Chk Pass
High Limit								
Low Limit								

Elem	Mo2020	Na5895	Ni2316	Pb2203	Sb2175	Se1960	Sn1899	Ti3372
IS Ref	(Y_2243)	(Y_3710)	(In2306)	(Y_2243)	(Y_2243)	(Y_2243)	(In2306)	(Y_3600)
Units	ppb	ppb	ppb	ppb	ppb	ppb	ppb	ppb
Avg	.01771	12213.	5.8467	.66923	1.659	2.9006	1.3087	.34899
Stddev	.18527	33.	.4784	1.4107	1.748	2.5685	.6056	.11368
%RSD	1046.2	.27085	8.1820	210.79	105.4	88.552	46.274	32.574
Check ?	Chk Pass	Chk Pass	Chk Pass	Chk Pass	Chk Pass	Chk Pass	Chk Pass	Chk Pass
High Limit								
Low Limit								

PDF created with pdfFactory Pro trial version www.pdffactory.com

Sample Name: 190-11250-d-2-a Acquired: 8/1/2016 17:34:53 Type: Unk
Method: ICP I9 Method 200.7-6010(v140) Mode: CONC Corr. Factor: 1.000000
User: analyst Custom ID1: Custom ID2: Custom ID3:
Comment:

Elem	Tl1908	V_2908	Zn2062	Si2516	Sr3464
IS Ref	(In2306)	(Y_3710)	(In2306)	(Y_3710)	(Y_3710)
Units	ppb	ppb	ppb	ppb	ppb
Avg	-3.8213	1.6429	592.15	793.72	91.864
Stddev	.4236	1.9589	4.05	6.51	2.899
%RSD	11.085	119.23	.68393	.81999	3.1555
Check ?	Chk Pass	Chk Pass	Chk Pass	Chk Pass	Chk Pass
High Limit					
Low Limit					

Int. Std.	In2306	Y_2243	Y_3600	Y_3710
Units	Cts/S	Cts/S	Cts/S	Cts/S
Avg	5764.0	3684.0	51211.	6665.3
Stddev	15.4	6.2	126.	20.9
%RSD	.26760	.16906	.24596	.31419
Check ?	Chk Pass	Chk Pass	Chk Pass	Chk Pass
Value	97.324%	99.969%	98.623%	98.265%
Range				

PDF created with pdfFactory Pro trial version www.pdffactory.com

Sample Name: 190-11252-c-1-a Acquired: 8/1/2016 17:38:55 Type: Unk
Method: ICP I9 Method 200.7-6010(v140) Mode: CONC Corr. Factor: 1.000000
User: analyst Custom ID1: Custom ID2: Custom ID3:
Comment:

Elem	Ag3280	Al3082	As1890	B_1826	Ba4554	Be3130	Ca3179
IS Ref	(Y_3600)	(Y_3710)	(Y_2243)	(Y_2243)	(Y_3710)	(Y_3710)	(Y_3710)
Units	ppb	ppb	ppb	ppb	ppb	ppb	ppb
Avg	.24170	688.38	5.4196	42.784	34.884	.08508	52087.
Stddev	.10851	26.09	1.7240	.535	.299	.14572	320.
%RSD	44.895	3.7898	31.810	1.2515	.85592	171.26	.61380
Check ?	Chk Pass	Chk Pass	Chk Pass	Chk Pass	Chk Pass	Chk Pass	Chk Pass
High Limit							
Low Limit							

Elem	Cd2288	Co2286	Cr2677	Cu3273	Fe2599	K_7664	Li6707
IS Ref	(Y_2243)	(In2306)	(Y_3600)	(Y_3600)	(Y_3710)	(Y_3710)	(Y_3710)
Units	ppb	ppb	ppb	ppb	ppb	ppb	ppb
Avg	.3838	1.9721	12.938	66.514	18626.	32553.	30.796
Stddev	.0787	.2802	.069	.356	82.	120.	2.979
%RSD	20.50	14.208	.53590	.53465	.44278	.36807	9.6729
Check ?	Chk Pass	Chk Pass	Chk Pass	Chk Pass	Chk Pass	Chk Pass	Chk Pass
High Limit							
Low Limit							

Elem	Mg2790	Mn2576	Mo2020	Na5895	Ni2316	Pb2203	Sb2175
IS Ref	(Y_3710)	(Y_3600)	(Y_2243)	(Y_3710)	(In2306)	(Y_2243)	(Y_2243)
Units	ppb	ppb	ppb	ppb	ppb	ppb	ppb
Avg	11384.	218.82	2.1984	278510.	24.299	3.7531	-.3903
Stddev	59.	.74	.1244	1126.	.181	.3648	2.004
%RSD	.51673	.33773	5.6575	.40431	.74461	9.7186	513.3
Check ?	Chk Pass	Chk Pass	Chk Pass	Chk Pass	Chk Pass	Chk Pass	Chk Pass
High Limit							
Low Limit							

PDF created with pdfFactory Pro trial version www.pdffactory.com

Sample Name: 190-11252-c-1-a Acquired: 8/1/2016 17:38:55 Type: Unk
Method: ICP I9 Method 200.7-6010(v140) Mode: CONC Corr. Factor: 1.000000
User: analyst Custom ID1: Custom ID2: Custom ID3:
Comment:

Elem	Se1960	Sn1899	Ti3372	Tl1908	V_2908	Zn2062	Si2516
IS Ref	(Y_2243)	(In2306)	(Y_3600)	(In2306)	(Y_3710)	(In2306)	(Y_3710)
Units	ppb	ppb	ppb	ppb	ppb	ppb	ppb
Avg	2.1840	4.4309	13.470	-1.8263	1.2513	246.19	5261.9
Stddev	1.9175	.0400	.205	.1962	1.3603	3.97	24.5
%RSD	87.799	.90355	1.5219	10.745	108.71	1.6136	.46621
Check ?	Chk Pass	Chk Pass	Chk Pass	Chk Pass	Chk Pass	Chk Pass	Chk Pass
High Limit							
Low Limit							

Elem	Sr3464
IS Ref	(Y_3710)
Units	ppb
Avg	208.80
Stddev	2.04
%RSD	.97517
Check ?	Chk Pass
High Limit	
Low Limit	

Int. Std.	In2306	Y_2243	Y_3600	Y_3710
Units	Cts/S	Cts/S	Cts/S	Cts/S
Avg	5369.9	3586.4	48791.	6768.2
Stddev	14.5	1.4	107.	15.2
%RSD	.27074	.03799	.22027	.22525
Check ?	Chk Pass	Chk Pass	Chk Pass	Chk Pass
Value	90.670%	97.323%	93.963%	99.781%
Range				

PDF created with pdfFactory Pro trial version www.pdffactory.com

Sample Name: 190-11253-c-1-a Acquired: 8/1/2016 17:43:06 Type: Unk
Method: ICP I9 Method 200.7-6010(v140) Mode: CONC Corr. Factor: 1.000000
User: analyst Custom ID1: Custom ID2: Custom ID3:
Comment:

Elem	Ag3280	Al3082	As1890	B_1826	Ba4554	Be3130	Ca3179
IS Ref	(Y_3600)	(Y_3710)	(Y_2243)	(Y_2243)	(Y_3710)	(Y_3710)	(Y_3710)
Units	ppb	ppb	ppb	ppb	ppb	ppb	ppb
Avg	-.35626	349.26	4.6829	33.589	22.528	.03005	28264.
Stddev	.47148	12.61	1.2856	1.014	.169	.07564	72.
%RSD	132.34	3.6091	27.453	3.0193	.75065	251.71	.25432
Check ?	Chk Pass	Chk Pass	Chk Pass	Chk Pass	Chk Pass	Chk Pass	Chk Pass
High Limit							
Low Limit							

Elem	Cd2288	Co2286	Cr2677	Cu3273	Fe2599	K_7664	Li6707
IS Ref	(Y_2243)	(In2306)	(Y_3600)	(Y_3600)	(Y_3710)	(Y_3710)	(Y_3710)
Units	ppb	ppb	ppb	ppb	ppb	ppb	ppb
Avg	.2393	1.0246	7.7071	29.993	5532.9	44437.	38.674
Stddev	.0428	.1461	.3489	.178	19.0	63.	1.854
%RSD	17.89	14.260	4.5271	.59267	.34405	.14247	4.7929
Check ?	Chk Pass	Chk Pass	Chk Pass	Chk Pass	Chk Pass	Chk Pass	Chk Pass
High Limit							
Low Limit							

Elem	Mg2790	Mn2576	Mo2020	Na5895	Ni2316	Pb2203	Sb2175
IS Ref	(Y_3710)	(Y_3600)	(Y_2243)	(Y_3710)	(In2306)	(Y_2243)	(Y_2243)
Units	ppb	ppb	ppb	ppb	ppb	ppb	ppb
Avg	9018.1	94.526	4.4295	342480.	10.583	2.0952	.3610
Stddev	31.4	.548	.0779	3797.	.538	1.3312	1.822
%RSD	.34769	.57970	1.7575	1.1088	5.0848	63.537	504.6
Check ?	Chk Pass	Chk Pass	Chk Pass	Chk Pass	Chk Pass	Chk Pass	Chk Pass
High Limit							
Low Limit							

PDF created with pdfFactory Pro trial version www.pdffactory.com

Sample Name: 190-11253-c-1-a Acquired: 8/1/2016 17:43:06 Type: Unk
Method: ICP I9 Method 200.7-6010(v140) Mode: CONC Corr. Factor: 1.000000
User: analyst Custom ID1: Custom ID2: Custom ID3:
Comment:

Elem	Se1960	Sn1899	Ti3372	Tl1908	V_2908	Zn2062	Si2516
IS Ref	(Y_2243)	(In2306)	(Y_3600)	(In2306)	(Y_3710)	(In2306)	(Y_3710)
Units	ppb	ppb	ppb	ppb	ppb	ppb	ppb
Avg	1.8640	2.6651	8.4676	.11060	1.9519	130.24	3071.7
Stddev	1.7507	.5430	.1224	.44755	2.3147	1.51	8.8
%RSD	93.917	20.373	1.4458	404.65	118.59	1.1620	.28511
Check ?	Chk Pass	Chk Pass	Chk Pass	Chk Pass	Chk Pass	Chk Pass	Chk Pass
High Limit							
Low Limit							

Elem	Sr3464
IS Ref	(Y_3710)
Units	ppb
Avg	106.02
Stddev	1.04
%RSD	.98150
Check ?	Chk Pass
High Limit	
Low Limit	

Int. Std.	In2306	Y_2243	Y_3600	Y_3710
Units	Cts/S	Cts/S	Cts/S	Cts/S
Avg	5280.2	3552.9	48166.	6669.3
Stddev	3.9	3.1	234.	10.9
%RSD	.07401	.08640	.48670	.16282
Check ?	Chk Pass	Chk Pass	Chk Pass	Chk Pass
Value	89.156%	96.414%	92.759%	98.323%
Range				

PDF created with pdfFactory Pro trial version www.pdffactory.com

Sample Name: 240-67637-f-4-a Acquired: 8/1/2016 17:47:17 Type: Unk
Method: ICP I9 Method 200.7-6010(v140) Mode: CONC Corr. Factor: 1.000000
User: analyst Custom ID1: Custom ID2: Custom ID3:
Comment:

Elem	Ag3280	Al3082	As1890	B_1826	Ba4554	Be3130	Ca3179
IS Ref	(Y_3600)	(Y_3710)	(Y_2243)	(Y_2243)	(Y_3710)	(Y_3710)	(Y_3710)
Units	ppb	ppb	ppb	ppb	ppb	ppb	ppb
Avg	-.09224	8.0661	4.5874	65.517	170.86	.03463	111680.
Stddev	.04669	2.7739	1.5999	.452	.48	.08034	289.
%RSD	50.623	34.390	34.876	.69001	.28086	231.98	.25836
Check ?	Chk Pass	Chk Pass	Chk Pass	Chk Pass	Chk Pass	Chk Pass	Chk Pass
High Limit							
Low Limit							

Elem	Cd2288	Co2286	Cr2677	Cu3273	Fe2599	K_7664	Li6707
IS Ref	(Y_2243)	(In2306)	(Y_3600)	(Y_3600)	(Y_3710)	(Y_3710)	(Y_3710)
Units	ppb	ppb	ppb	ppb	ppb	ppb	ppb
Avg	.0918	.16707	.78691	3.8648	702.13	2042.8	29.290
Stddev	.0554	.06303	.05242	.7652	4.78	19.9	2.167
%RSD	60.41	37.725	6.6612	19.799	.68121	.97576	7.3986
Check ?	Chk Pass	Chk Pass	Chk Pass	Chk Pass	Chk Pass	Chk Pass	Chk Pass
High Limit							
Low Limit							

Elem	Mg2790	Mn2576	Mo2020	Na5895	Ni2316	Pb2203	Sb2175
IS Ref	(Y_3710)	(Y_3600)	(Y_2243)	(Y_3710)	(In2306)	(Y_2243)	(Y_2243)
Units	ppb	ppb	ppb	ppb	ppb	ppb	ppb
Avg	27282.	282.44	-.24345	36748.	1.7560	1.6675	-1.574
Stddev	87.	.55	.31823	62.	.3092	.5783	1.487
%RSD	.31938	.19505	130.72	.16816	17.608	34.683	94.47
Check ?	Chk Pass	Chk Pass	Chk Pass	Chk Pass	Chk Pass	Chk Pass	Chk Pass
High Limit							
Low Limit							

PDF created with pdfFactory Pro trial version www.pdffactory.com

Sample Name: 240-67637-f-4-a Acquired: 8/1/2016 17:47:17 Type: Unk
Method: ICP I9 Method 200.7-6010(v140) Mode: CONC Corr. Factor: 1.000000
User: analyst Custom ID1: Custom ID2: Custom ID3:
Comment:

Elem	Se1960	Sn1899	Ti3372	Tl1908	V_2908	Zn2062	Si2516
IS Ref	(Y_2243)	(In2306)	(Y_3600)	(In2306)	(Y_3710)	(In2306)	(Y_3710)
Units	ppb	ppb	ppb	ppb	ppb	ppb	ppb
Avg	-.43398	-.55851	-.15798	2.3982	-.41046	5.0419	5567.5
Stddev	.92443	.41421	.04966	.9061	3.9600	.0505	18.4
%RSD	213.01	74.164	31.434	37.781	964.78	1.0026	.33003
Check ?	Chk Pass	Chk Pass	Chk Pass	Chk Pass	Chk Pass	Chk Pass	Chk Pass
High Limit							
Low Limit							

Elem	Sr3464
IS Ref	(Y_3710)
Units	ppb
Avg	252.74
Stddev	2.80
%RSD	1.1074
Check ?	Chk Pass
High Limit	
Low Limit	

Int. Std.	In2306	Y_2243	Y_3600	Y_3710
Units	Cts/S	Cts/S	Cts/S	Cts/S
Avg	5556.3	3611.1	49980.	6684.7
Stddev	3.9	2.3	85.	16.3
%RSD	.07044	.06278	.17102	.24335
Check ?	Chk Pass	Chk Pass	Chk Pass	Chk Pass
Value	93.818%	97.991%	96.252%	98.550%
Range				

PDF created with pdfFactory Pro trial version www.pdffactory.com

Sample Name: 240-67647-g-3-a Acquired: 8/1/2016 17:51:20 Type: Unk
Method: ICP I9 Method 200.7-6010(v140) Mode: CONC Corr. Factor: 1.000000
User: analyst Custom ID1: Custom ID2: Custom ID3:
Comment:

Elem	Ag3280	Al3082	As1890	B_1826	Ba4554	Be3130
IS Ref	(Y_3600)	(Y_3710)	(Y_2243)	(Y_2243)	(Y_3710)	(Y_3710)
Units	ppb	ppb	ppb	ppb	ppb	ppb
Avg	-.50454	5.1702	4.3959	12.280	230.83	.07748
Stddev	.41078	6.7661	.6265	.392	.83	.05609
%RSD	81.416	130.87	14.251	3.1884	.35918	72.400
Check ?	Chk Pass	Chk Pass	Chk Pass	Chk Pass	Chk Pass	Chk Pass
High Limit						
Low Limit						

Elem	Ca3179	Cd2288	Co2286	Cr2677	Cu3273	Fe2599
IS Ref	(Y_3710)	(Y_2243)	(In2306)	(Y_3600)	(Y_3600)	(Y_3710)
Units	ppb	ppb	ppb	ppb	ppb	ppb
Avg	F 1065500.	.0060	.49188	3.5818	6.1104	3.1892
Stddev	3537.	.0600	.23749	.1170	.5728	1.1576
%RSD	.33198	994.7	48.281	3.2656	9.3738	36.299
Check ?	Chk Fail	Chk Pass	Chk Pass	Chk Pass	Chk Pass	Chk Pass
High Limit	800000.					
Low Limit	-500000.					

Elem	K_7664	Li6707	Mg2790	Mn2576	Mo2020	Na5895
IS Ref	(Y_3710)	(Y_3710)	(Y_3710)	(Y_3600)	(Y_2243)	(Y_3710)
Units	ppb	ppb	ppb	ppb	ppb	ppb
Avg	32905.	194.43	15.423	1.1378	2.8582	48944.
Stddev	65.	2.03	10.271	.0187	.3575	139.
%RSD	.19744	1.0419	66.596	1.6474	12.510	.28463
Check ?	Chk Pass	Chk Pass	Chk Pass	Chk Pass	Chk Pass	Chk Pass
High Limit						
Low Limit						

PDF created with pdfFactory Pro trial version www.pdffactory.com

Sample Name: 240-67647-g-3-a Acquired: 8/1/2016 17:51:20 Type: Unk
Method: ICP I9 Method 200.7-6010(v140) Mode: CONC Corr. Factor: 1.000000
User: analyst Custom ID1: Custom ID2: Custom ID3:
Comment:

Elem	Ni2316	Pb2203	Sb2175	Se1960	Sn1899	Ti3372
IS Ref	(In2306)	(Y_2243)	(Y_2243)	(Y_2243)	(In2306)	(Y_3600)
Units	ppb	ppb	ppb	ppb	ppb	ppb
Avg	6.9810	6.7063	-5.096	-2.8854	.92531	-2.9123
Stddev	.0764	1.3013	2.395	2.9438	.31936	.2173
%RSD	1.0937	19.404	46.99	102.02	34.514	7.4627
Check ?	Chk Pass	Chk Pass	Chk Pass	Chk Pass	Chk Pass	Chk Pass
High Limit						
Low Limit						

Elem	Tl1908	V_2908	Zn2062	Si2516	Sr3464
IS Ref	(In2306)	(Y_3710)	(In2306)	(Y_3710)	(Y_3710)
Units	ppb	ppb	ppb	ppb	ppb
Avg	4.8282	-3.1484	76.053	74.679	13901.
Stddev	.6328	2.9150	1.289	5.782	46.
%RSD	13.106	92.589	1.6952	7.7419	.32741
Check ?	Chk Pass	Chk Pass	Chk Pass	Chk Pass	Chk Pass
High Limit					
Low Limit					

Int. Std.	In2306	Y_2243	Y_3600	Y_3710
Units	Cts/S	Cts/S	Cts/S	Cts/S
Avg	4843.8	3317.2	45834.	6434.1
Stddev	11.5	3.8	109.	14.1
%RSD	.23815	.11501	.23744	.21984
Check ?	Chk Pass	Chk Pass	Chk Pass	Chk Pass
Value	81.787%	90.016%	88.269%	94.856%
Range				

PDF created with pdfFactory Pro trial version www.pdffactory.com

Sample Name: 240-67647-g-4-a Acquired: 8/1/2016 17:55:33 Type: Unk
Method: ICP I9 Method 200.7-6010(v140) Mode: CONC Corr. Factor: 1.000000
User: analyst Custom ID1: Custom ID2: Custom ID3:
Comment:

Elem	Ag3280	Al3082	As1890	B_1826	Ba4554	Be3130
IS Ref	(Y_3600)	(Y_3710)	(Y_2243)	(Y_2243)	(Y_3710)	(Y_3710)
Units	ppb	ppb	ppb	ppb	ppb	ppb
Avg	-.77022	1.3327	4.1499	32.117	81.861	.06946
Stddev	.28145	7.1301	1.9688	.703	.080	.02455
%RSD	36.541	535.00	47.443	2.1896	.09777	35.347
Check ?	Chk Pass	Chk Pass	Chk Pass	Chk Pass	Chk Pass	Chk Pass
High Limit						
Low Limit						

Elem	Ca3179	Cd2288	Co2286	Cr2677	Cu3273	Fe2599
IS Ref	(Y_3710)	(Y_2243)	(In2306)	(Y_3600)	(Y_3600)	(Y_3710)
Units	ppb	ppb	ppb	ppb	ppb	ppb
Avg	F 964390.	.0757	.28450	2.1319	5.9626	6.0162
Stddev	12528.	.2275	.36619	.1455	.5491	1.2318
%RSD	1.2990	300.4	128.71	6.8225	9.2087	20.475
Check ?	Chk Fail	Chk Pass	Chk Pass	Chk Pass	Chk Pass	Chk Pass
High Limit	800000.					
Low Limit	-500000.					

Elem	K_7664	Li6707	Mg2790	Mn2576	Mo2020	Na5895
IS Ref	(Y_3710)	(Y_3710)	(Y_3710)	(Y_3600)	(Y_2243)	(Y_3710)
Units	ppb	ppb	ppb	ppb	ppb	ppb
Avg	14833.	97.923	19.332	.46187	5.8305	44362.
Stddev	104.	1.764	25.053	.02790	.2662	167.
%RSD	.69876	1.8013	129.59	6.0404	4.5658	.37694
Check ?	Chk Pass	Chk Pass	Chk Pass	Chk Pass	Chk Pass	Chk Pass
High Limit						
Low Limit						

PDF created with pdfFactory Pro trial version www.pdffactory.com

Sample Name: 240-67647-g-4-a Acquired: 8/1/2016 17:55:33 Type: Unk
Method: ICP I9 Method 200.7-6010(v140) Mode: CONC Corr. Factor: 1.000000
User: analyst Custom ID1: Custom ID2: Custom ID3:
Comment:

Elem	Ni2316	Pb2203	Sb2175	Se1960	Sn1899	Ti3372
IS Ref	(In2306)	(Y_2243)	(Y_2243)	(Y_2243)	(In2306)	(Y_3600)
Units	ppb	ppb	ppb	ppb	ppb	ppb
Avg	6.3376	4.4361	-3.490	-.92058	-.16615	-2.5079
Stddev	.4407	.7577	1.985	4.1451	.42027	.1526
%RSD	6.9541	17.081	56.89	450.27	252.94	6.0842
Check ?	Chk Pass	Chk Pass	Chk Pass	Chk Pass	Chk Pass	Chk Pass
High Limit						
Low Limit						

Elem	Tl1908	V_2908	Zn2062	Si2516	Sr3464
IS Ref	(In2306)	(Y_3710)	(In2306)	(Y_3710)	(Y_3710)
Units	ppb	ppb	ppb	ppb	ppb
Avg	3.5317	-4.1070	4.8326	116.39	9663.2
Stddev	.7295	2.3075	.1098	6.15	35.7
%RSD	20.656	56.183	2.2716	5.2813	.36975
Check ?	Chk Pass	Chk Pass	Chk Pass	Chk Pass	Chk Pass
High Limit					
Low Limit					

Int. Std.	In2306	Y_2243	Y_3600	Y_3710
Units	Cts/S	Cts/S	Cts/S	Cts/S
Avg	4890.5	3332.5	46163.	6434.2
Stddev	12.9	6.9	97.	53.8
%RSD	.26444	.20563	.20963	.83584
Check ?	Chk Pass	Chk Pass	Chk Pass	Chk Pass
Value	82.575%	90.433%	88.902%	94.857%
Range				

PDF created with pdfFactory Pro trial version www.pdffactory.com

Sample Name: 240-67647-f-5-a Acquired: 8/1/2016 17:59:48 Type: Unk
Method: ICP I9 Method 200.7-6010(v140) Mode: CONC Corr. Factor: 1.000000
User: analyst Custom ID1: Custom ID2: Custom ID3:
Comment:

Elem	Ag3280	Al3082	As1890	B_1826	Ba4554	Be3130	Ca3179
IS Ref	(Y_3600)	(Y_3710)	(Y_2243)	(Y_2243)	(Y_3710)	(Y_3710)	(Y_3710)
Units	ppb	ppb	ppb	ppb	ppb	ppb	ppb
Avg	-.01441	7.9909	3.7037	293.03	160.45	.03644	132450.
Stddev	.26187	11.416	2.1560	3.29	.14	.01947	169.
%RSD	1816.7	142.86	58.213	1.1242	.09015	53.413	.12760
Check ?	Chk Pass	Chk Pass	Chk Pass	Chk Pass	Chk Pass	Chk Pass	Chk Pass
High Limit							
Low Limit							

Elem	Cd2288	Co2286	Cr2677	Cu3273	Fe2599	K_7664	Li6707
IS Ref	(Y_2243)	(In2306)	(Y_3600)	(Y_3600)	(Y_3710)	(Y_3710)	(Y_3710)
Units	ppb	ppb	ppb	ppb	ppb	ppb	ppb
Avg	.1100	-.22160	.99678	1.7234	6.0307	5750.6	31.092
Stddev	.1175	.29312	.39741	.2930	.5132	16.4	.969
%RSD	106.8	132.27	39.869	16.999	8.5091	.28462	3.1159
Check ?	Chk Pass	Chk Pass	Chk Pass	Chk Pass	Chk Pass	Chk Pass	Chk Pass
High Limit							
Low Limit							

Elem	Mg2790	Mn2576	Mo2020	Na5895	Ni2316	Pb2203	Sb2175
IS Ref	(Y_3710)	(Y_3600)	(Y_2243)	(Y_3710)	(In2306)	(Y_2243)	(Y_2243)
Units	ppb	ppb	ppb	ppb	ppb	ppb	ppb
Avg	15818.	5.1581	17.304	225570.	3.3141	.32372	-1.536
Stddev	28.	.0125	.501	1022.	.0988	.39118	1.826
%RSD	.17441	.24191	2.8946	.45307	2.9796	120.84	118.9
Check ?	Chk Pass	Chk Pass	Chk Pass	Chk Pass	Chk Pass	Chk Pass	Chk Pass
High Limit							
Low Limit							

PDF created with pdfFactory Pro trial version www.pdffactory.com

Sample Name: 240-67647-f-5-a Acquired: 8/1/2016 17:59:48 Type: Unk
Method: ICP I9 Method 200.7-6010(v140) Mode: CONC Corr. Factor: 1.000000
User: analyst Custom ID1: Custom ID2: Custom ID3:
Comment:

Elem	Se1960	Sn1899	Ti3372	Tl1908	V_2908	Zn2062	Si2516
IS Ref	(Y_2243)	(In2306)	(Y_3600)	(In2306)	(Y_3710)	(In2306)	(Y_3710)
Units	ppb	ppb	ppb	ppb	ppb	ppb	ppb
Avg	-1.7730	-.30707	-.02518	3.0557	-.22519	3.4841	7525.0
Stddev	2.5149	.51934	.09642	.8380	3.9256	.1089	14.0
%RSD	141.84	169.13	382.98	27.424	1743.2	3.1251	.18654
Check ?	Chk Pass	Chk Pass	Chk Pass	Chk Pass	Chk Pass	Chk Pass	Chk Pass
High Limit							
Low Limit							

Elem	Sr3464
IS Ref	(Y_3710)
Units	ppb
Avg	348.72
Stddev	7.49
%RSD	2.1483
Check ?	Chk Pass
High Limit	
Low Limit	

Int. Std.	In2306	Y_2243	Y_3600	Y_3710
Units	Cts/S	Cts/S	Cts/S	Cts/S
Avg	5275.4	3532.6	48451.	6624.6
Stddev	3.1	3.0	50.	13.8
%RSD	.05861	.08422	.10266	.20834
Check ?	Chk Pass	Chk Pass	Chk Pass	Chk Pass
Value	89.074%	95.863%	93.308%	97.664%
Range				

PDF created with pdfFactory Pro trial version www.pdffactory.com

Sample Name: 240-67656-f-1-a Acquired: 8/1/2016 18:03:58 Type: Unk
Method: ICP I9 Method 200.7-6010(v140) Mode: CONC Corr. Factor: 1.000000
User: analyst Custom ID1: Custom ID2: Custom ID3:
Comment:

Elem	Ag3280	Al3082	As1890	B_1826	Ba4554	Be3130	Ca3179
IS Ref	(Y_3600)	(Y_3710)	(Y_2243)	(Y_2243)	(Y_3710)	(Y_3710)	(Y_3710)
Units	ppb	ppb	ppb	ppb	ppb	ppb	ppb
Avg	-.27804	123.86	3.2155	174.01	54.964	.00791	173080.
Stddev	.28240	5.27	.5587	.85	.360	.07879	312.
%RSD	101.57	4.2536	17.377	.48646	.65435	995.83	.18001
Check ?	Chk Pass	Chk Pass	Chk Pass	Chk Pass	Chk Pass	Chk Pass	Chk Pass
High Limit							
Low Limit							

Elem	Cd2288	Co2286	Cr2677	Cu3273	Fe2599	K_7664	Li6707
IS Ref	(Y_2243)	(In2306)	(Y_3600)	(Y_3600)	(Y_3710)	(Y_3710)	(Y_3710)
Units	ppb	ppb	ppb	ppb	ppb	ppb	ppb
Avg	.0357	1.5317	2.7427	6.8432	602.44	4479.6	26.962
Stddev	.1062	.2576	.3209	.6226	1.31	22.4	1.176
%RSD	297.8	16.815	11.700	9.0974	.21662	.49992	4.3624
Check ?	Chk Pass	Chk Pass	Chk Pass	Chk Pass	Chk Pass	Chk Pass	Chk Pass
High Limit							
Low Limit							

Elem	Mg2790	Mn2576	Mo2020	Na5895	Ni2316	Pb2203	Sb2175
IS Ref	(Y_3710)	(Y_3600)	(Y_2243)	(Y_3710)	(In2306)	(Y_2243)	(Y_2243)
Units	ppb	ppb	ppb	ppb	ppb	ppb	ppb
Avg	39280.	619.93	-.20194	66045.	4.3572	.24210	-1.421
Stddev	103.	1.30	.31477	68.	.4678	.16592	.472
%RSD	.26198	.21035	155.87	.10281	10.737	68.535	33.25
Check ?	Chk Pass	Chk Pass	Chk Pass	Chk Pass	Chk Pass	Chk Pass	Chk Pass
High Limit							
Low Limit							

PDF created with pdfFactory Pro trial version www.pdffactory.com

Sample Name: 240-67656-f-1-a Acquired: 8/1/2016 18:03:58 Type: Unk
Method: ICP I9 Method 200.7-6010(v140) Mode: CONC Corr. Factor: 1.000000
User: analyst Custom ID1: Custom ID2: Custom ID3:
Comment:

Elem	Se1960	Sn1899	Ti3372	Tl1908	V_2908	Zn2062	Si2516
IS Ref	(Y_2243)	(In2306)	(Y_3600)	(In2306)	(Y_3710)	(In2306)	(Y_3710)
Units	ppb	ppb	ppb	ppb	ppb	ppb	ppb
Avg	-4.5823	-.35581	2.8108	3.8752	1.7766	4.1520	6711.4
Stddev	1.3729	.99732	.4445	.7866	2.0807	.0292	30.9
%RSD	29.961	280.29	15.815	20.297	117.12	.70395	.46111
Check ?	Chk Pass	Chk Pass	Chk Pass	Chk Pass	Chk Pass	Chk Pass	Chk Pass
High Limit							
Low Limit							

Elem	Sr3464
IS Ref	(Y_3710)
Units	ppb
Avg	232.34
Stddev	1.07
%RSD	.46190
Check ?	Chk Pass
High Limit	
Low Limit	

Int. Std.	In2306	Y_2243	Y_3600	Y_3710
Units	Cts/S	Cts/S	Cts/S	Cts/S
Avg	5384.1	3552.2	49220.	6633.8
Stddev	6.7	3.6	38.	9.3
%RSD	.12383	.10090	.07686	.13998
Check ?	Chk Pass	Chk Pass	Chk Pass	Chk Pass
Value	90.911%	96.395%	94.789%	97.800%
Range				

PDF created with pdfFactory Pro trial version www.pdffactory.com

Sample Name: 240-67656-f-2-a Acquired: 8/1/2016 18:08:02 Type: Unk
Method: ICP I9 Method 200.7-6010(v140) Mode: CONC Corr. Factor: 1.000000
User: analyst Custom ID1: Custom ID2: Custom ID3:
Comment:

Elem	Ag3280	Al3082	As1890	B_1826	Ba4554	Be3130	Ca3179
IS Ref	(Y_3600)	(Y_3710)	(Y_2243)	(Y_2243)	(Y_3710)	(Y_3710)	(Y_3710)
Units	ppb	ppb	ppb	ppb	ppb	ppb	ppb
Avg	-.14928	507.72	5.5755	334.52	55.215	.07085	157530.
Stddev	.66418	1.54	.6991	.67	.101	.08837	718.
%RSD	444.92	.30252	12.539	.19883	.18236	124.73	.45574
Check ?	Chk Pass	Chk Pass	Chk Pass	Chk Pass	Chk Pass	Chk Pass	Chk Pass
High Limit							
Low Limit							

Elem	Cd2288	Co2286	Cr2677	Cu3273	Fe2599	K_7664	Li6707
IS Ref	(Y_2243)	(In2306)	(Y_3600)	(Y_3600)	(Y_3710)	(Y_3710)	(Y_3710)
Units	ppb	ppb	ppb	ppb	ppb	ppb	ppb
Avg	-.0780	.63379	3.8616	9.8514	1848.6	3296.4	25.074
Stddev	.0345	.10857	.2482	1.2137	3.2	31.2	1.348
%RSD	44.27	17.131	6.4283	12.320	.17179	.94690	5.3762
Check ?	Chk Pass	Chk Pass	Chk Pass	Chk Pass	Chk Pass	Chk Pass	Chk Pass
High Limit							
Low Limit							

Elem	Mg2790	Mn2576	Mo2020	Na5895	Ni2316	Pb2203	Sb2175
IS Ref	(Y_3710)	(Y_3600)	(Y_2243)	(Y_3710)	(In2306)	(Y_2243)	(Y_2243)
Units	ppb	ppb	ppb	ppb	ppb	ppb	ppb
Avg	31268.	134.01	-.81762	86546.	4.2445	2.6199	.3021
Stddev	129.	.17	.03952	314.	.2895	.9387	3.311
%RSD	.41331	.13041	4.8339	.36322	6.8215	35.831	1096.
Check ?	Chk Pass	Chk Pass	Chk Pass	Chk Pass	Chk Pass	Chk Pass	Chk Pass
High Limit							
Low Limit							

PDF created with pdfFactory Pro trial version www.pdffactory.com

Sample Name: 240-67656-f-2-a Acquired: 8/1/2016 18:08:02 Type: Unk
Method: ICP I9 Method 200.7-6010(v140) Mode: CONC Corr. Factor: 1.000000
User: analyst Custom ID1: Custom ID2: Custom ID3:
Comment:

Elem	Se1960	Sn1899	Ti3372	Tl1908	V_2908	Zn2062	Si2516
IS Ref	(Y_2243)	(In2306)	(Y_3600)	(In2306)	(Y_3710)	(In2306)	(Y_3710)
Units	ppb	ppb	ppb	ppb	ppb	ppb	ppb
Avg	-.77620	.26328	12.252	1.0930	3.7485	6.9947	4874.2
Stddev	2.0706	.21717	.620	1.1322	.6447	.0268	143.0
%RSD	266.76	82.486	5.0624	103.58	17.199	.38292	2.9340
Check ?	Chk Pass	Chk Pass	Chk Pass	Chk Pass	Chk Pass	Chk Pass	Chk Pass
High Limit							
Low Limit							

Elem	Sr3464
IS Ref	(Y_3710)
Units	ppb
Avg	315.78
Stddev	2.85
%RSD	.90233
Check ?	Chk Pass
High Limit	
Low Limit	

Int. Std.	In2306	Y_2243	Y_3600	Y_3710
Units	Cts/S	Cts/S	Cts/S	Cts/S
Avg	5400.6	3555.0	49277.	6609.2
Stddev	2.3	3.6	56.	9.0
%RSD	.04223	.10262	.11364	.13609
Check ?	Chk Pass	Chk Pass	Chk Pass	Chk Pass
Value	91.189%	96.469%	94.898%	97.437%
Range				

PDF created with pdfFactory Pro trial version www.pdffactory.com

Sample Name: CCV-2632473 Acquired: 8/1/2016 18:12:04 Type: QC
Method: ICP I9 Method 200.7-6010(v140) Mode: CONC Corr. Factor: 1.000000
User: analyst Custom ID1: Custom ID2: Custom ID3:
Comment:

Elem	Ag3280	Al3082	As1890	B_1826	Ba4554	Be3130	Ca3179	Cd2288
IS Ref	(Y_3600)	(Y_3710)	(Y_2243)	(Y_2243)	(Y_3710)	(Y_3710)	(Y_3710)	(Y_2243)
Units	ppb	ppb	ppb	ppb	ppb	ppb	ppb	ppb
Avg	1010.4	25208.	492.85	5108.9	1948.8	2006.0	51752.	499.1
Stddev	1.5	119.	3.19	14.2	1.6	2.9	147.	1.8
%RSD	.14889	.47050	.64624	.27825	.07990	.14353	.28351	.3623
Check ?	Chk Pass	Chk Pass	Chk Pass	Chk Pass	Chk Pass	Chk Pass	Chk Pass	Chk Pass
Value								
Range								

Elem	Co2286	Cr2677	Cu3273	Fe2599	K_7664	Li6707	Mg2790	Mn2576
IS Ref	(In2306)	(Y_3600)	(Y_3600)	(Y_3710)	(Y_3710)	(Y_3710)	(Y_3710)	(Y_3600)
Units	ppb	ppb	ppb	ppb	ppb	ppb	ppb	ppb
Avg	1982.6	1934.8	1956.2	25210.	49762.	4902.4	50031.	1933.6
Stddev	7.9	3.3	3.0	19.	211.	12.0	199.	4.3
%RSD	.39792	.17102	.15503	.07421	.42418	.24461	.39803	.22007
Check ?	Chk Pass	Chk Pass	Chk Pass	Chk Pass	Chk Pass	Chk Pass	Chk Pass	Chk Pass
Value								
Range								

Elem	Mo2020	Na5895	Ni2316	Pb2203	Sb2175	Se1960	Sn1899	Ti3372
IS Ref	(Y_2243)	(Y_3710)	(In2306)	(Y_2243)	(Y_2243)	(Y_2243)	(In2306)	(Y_3600)
Units	ppb	ppb	ppb	ppb	ppb	ppb	ppb	ppb
Avg	1990.1	49944.	1994.4	481.36	505.4	504.92	5112.3	4983.6
Stddev	10.2	89.	10.5	3.88	5.5	5.23	25.2	29.1
%RSD	.51106	.17850	.52786	.80583	1.091	1.0355	.49206	.58300
Check ?	Chk Pass	Chk Pass	Chk Pass	Chk Pass	Chk Pass	Chk Pass	Chk Pass	Chk Pass
Value								
Range								

PDF created with pdfFactory Pro trial version www.pdffactory.com

Sample Name: CCV-2632473 Acquired: 8/1/2016 18:12:04 Type: QC
Method: ICP I9 Method 200.7-6010(v140) Mode: CONC Corr. Factor: 1.000000
User: analyst Custom ID1: Custom ID2: Custom ID3:
Comment:

Elem	Tl1908	V_2908	Zn2062	Si2516	Sr3464
IS Ref	(In2306)	(Y_3710)	(In2306)	(Y_3710)	(Y_3710)
Units	ppb	ppb	ppb	ppb	ppb
Avg	999.50	1998.7	2049.8	5304.0	4962.2
Stddev	6.35	10.8	8.0	84.2	11.4
%RSD	.63504	.53915	.39223	1.5883	.23034
Check ?	Chk Pass	Chk Pass	Chk Pass	Chk Pass	Chk Pass
Value					
Range					

Int. Std.	In2306	Y_2243	Y_3600	Y_3710
Units	Cts/S	Cts/S	Cts/S	Cts/S
Avg	5325.3	3578.9	49427.	6554.7
Stddev	12.5	7.7	69.	26.0
%RSD	.23399	.21461	.13979	.39716

PDF created with pdfFactory Pro trial version www.pdffactory.com

Sample Name: CCB Acquired: 8/1/2016 18:15:48 Type: QC
Method: ICP I9 Method 200.7-6010(v140) Mode: CONC Corr. Factor: 1.000000
User: analyst Custom ID1: Custom ID2: Custom ID3:
Comment:

Elem	Ag3280	Al3082	As1890	B_1826	Ba4554	Be3130	Ca3179	Cd2288
IS Ref	(Y_3600)	(Y_3710)	(Y_2243)	(Y_2243)	(Y_3710)	(Y_3710)	(Y_3710)	(Y_2243)
Units	ppb	ppb	ppb	ppb	ppb	ppb	ppb	ppb
Avg	.38234	-8.6313	2.1803	7.0706	.26676	.01911	5.4444	.0332
Stddev	.48385	17.755	1.3589	1.0600	.14223	.06135	4.4475	.0351
%RSD	126.55	205.71	62.326	14.992	53.316	320.97	81.689	105.7
Check ?	Chk Pass	Chk Pass	Chk Pass	Chk Pass	Chk Pass	Chk Pass	Chk Pass	Chk Pass
High Limit								
Low Limit								

Elem	Co2286	Cr2677	Cu3273	Fe2599	K_7664	Li6707	Mg2790	Mn2576
IS Ref	(In2306)	(Y_3600)	(Y_3600)	(Y_3710)	(Y_3710)	(Y_3710)	(Y_3710)	(Y_3600)
Units	ppb	ppb	ppb	ppb	ppb	ppb	ppb	ppb
Avg	-.18443	.06651	1.3740	2.4861	27.655	4.6856	-3.4625	.16246
Stddev	.16782	.10455	.4229	2.4287	18.205	1.2377	10.264	.02335
%RSD	90.993	157.19	30.782	97.694	65.828	26.416	296.42	14.375
Check ?	Chk Pass	Chk Pass	Chk Pass	Chk Pass	Chk Pass	Chk Pass	Chk Pass	Chk Pass
High Limit								
Low Limit								

Elem	Mo2020	Na5895	Ni2316	Pb2203	Sb2175	Se1960	Sn1899	Ti3372
IS Ref	(Y_2243)	(Y_3710)	(In2306)	(Y_2243)	(Y_2243)	(Y_2243)	(In2306)	(Y_3600)
Units	ppb	ppb	ppb	ppb	ppb	ppb	ppb	ppb
Avg	2.4846	82.889	-.11117	-1.7270	1.418	-1.4511	.49991	1.2911
Stddev	.2365	12.663	.17164	.7149	.344	.7951	.19148	.1571
%RSD	9.5189	15.277	154.39	41.393	24.29	54.794	38.304	12.169
Check ?	Chk Pass	Chk Pass	Chk Pass	Chk Pass	Chk Pass	Chk Pass	Chk Pass	Chk Pass
High Limit								
Low Limit								

PDF created with pdfFactory Pro trial version www.pdffactory.com

Sample Name: CCB Acquired: 8/1/2016 18:15:48 Type: QC
Method: ICP I9 Method 200.7-6010(v140) Mode: CONC Corr. Factor: 1.000000
User: analyst Custom ID1: Custom ID2: Custom ID3:
Comment:

Elem	Tl1908	V_2908	Zn2062	Si2516	Sr3464
IS Ref	(In2306)	(Y_3710)	(In2306)	(Y_3710)	(Y_3710)
Units	ppb	ppb	ppb	ppb	ppb
Avg	.06275	1.1765	.04324	-37.518	1.7868
Stddev	.25024	.7936	.11762	3.924	7.1028
%RSD	398.78	67.459	271.99	10.458	397.51
Check ?	Chk Pass	Chk Pass	Chk Pass	Chk Pass	Chk Pass
High Limit					
Low Limit					

Int. Std.	In2306	Y_2243	Y_3600	Y_3710
Units	Cts/S	Cts/S	Cts/S	Cts/S
Avg	6006.1	3728.9	52032.	6644.5
Stddev	5.4	8.6	116.	29.8
%RSD	.09038	.23084	.22236	.44840

PDF created with pdfFactory Pro trial version www.pdffactory.com

Sample Name: 240-67656-f-5-a Acquired: 8/1/2016 18:19:57 Type: Unk
Method: ICP I9 Method 200.7-6010(v140) Mode: CONC Corr. Factor: 1.000000
User: analyst Custom ID1: Custom ID2: Custom ID3:
Comment:

Elem	Ag3280	Al3082	As1890	B_1826	Ba4554	Be3130	Ca3179
IS Ref	(Y_3600)	(Y_3710)	(Y_2243)	(Y_2243)	(Y_3710)	(Y_3710)	(Y_3710)
Units	ppb	ppb	ppb	ppb	ppb	ppb	ppb
Avg	-.11909	146.06	2.7150	162.23	145.52	-.10190	128480.
Stddev	.68471	2.71	3.4370	1.48	.33	.01267	394.
%RSD	574.96	1.8543	126.59	.91461	.22909	12.431	.30630
Check ?	Chk Pass	Chk Pass	Chk Pass	Chk Pass	Chk Pass	Chk Pass	Chk Pass
High Limit							
Low Limit							

Elem	Cd2288	Co2286	Cr2677	Cu3273	Fe2599	K_7664	Li6707
IS Ref	(Y_2243)	(In2306)	(Y_3600)	(Y_3600)	(Y_3710)	(Y_3710)	(Y_3710)
Units	ppb	ppb	ppb	ppb	ppb	ppb	ppb
Avg	.0764	.72035	2.3539	31.419	520.36	2861.9	13.608
Stddev	.0248	.15193	.1360	.637	2.63	27.7	1.215
%RSD	32.41	21.092	5.7783	2.0276	.50452	.96771	8.9263
Check ?	Chk Pass	Chk Pass	Chk Pass	Chk Pass	Chk Pass	Chk Pass	Chk Pass
High Limit							
Low Limit							

Elem	Mg2790	Mn2576	Mo2020	Na5895	Ni2316	Pb2203	Sb2175
IS Ref	(Y_3710)	(Y_3600)	(Y_2243)	(Y_3710)	(In2306)	(Y_2243)	(Y_2243)
Units	ppb	ppb	ppb	ppb	ppb	ppb	ppb
Avg	30321.	1081.6	1.6919	38679.	4.0841	1.8403	-1.452
Stddev	146.	1.7	.2328	70.	.1856	.9709	1.626
%RSD	.48061	.15467	13.760	.18214	4.5455	52.759	112.0
Check ?	Chk Pass	Chk Pass	Chk Pass	Chk Pass	Chk Pass	Chk Pass	Chk Pass
High Limit							
Low Limit							

PDF created with pdfFactory Pro trial version www.pdffactory.com

Sample Name: 240-67656-f-5-a Acquired: 8/1/2016 18:19:57 Type: Unk
Method: ICP I9 Method 200.7-6010(v140) Mode: CONC Corr. Factor: 1.000000
User: analyst Custom ID1: Custom ID2: Custom ID3:
Comment:

Elem	Se1960	Sn1899	Ti3372	Tl1908	V_2908	Zn2062	Si2516
IS Ref	(Y_2243)	(In2306)	(Y_3600)	(In2306)	(Y_3710)	(In2306)	(Y_3710)
Units	ppb	ppb	ppb	ppb	ppb	ppb	ppb
Avg	-3.3305	-.13392	3.0734	4.5041	.43331	5.5345	6925.9
Stddev	1.7238	.57367	.3950	.2101	.99739	.0869	65.0
%RSD	51.757	428.38	12.851	4.6640	230.18	1.5700	.93846
Check ?	Chk Pass	Chk Pass	Chk Pass	Chk Pass	Chk Pass	Chk Pass	Chk Pass
High Limit							
Low Limit							

Elem	Sr3464
IS Ref	(Y_3710)
Units	ppb
Avg	188.73
Stddev	4.30
%RSD	2.2765
Check ?	Chk Pass
High Limit	
Low Limit	

Int. Std.	In2306	Y_2243	Y_3600	Y_3710
Units	Cts/S	Cts/S	Cts/S	Cts/S
Avg	5515.9	3603.1	49852.	6690.1
Stddev	9.9	4.4	192.	22.2
%RSD	.17910	.12111	.38546	.33153
Check ?	Chk Pass	Chk Pass	Chk Pass	Chk Pass
Value	93.136%	97.775%	96.006%	98.630%
Range				

PDF created with pdfFactory Pro trial version www.pdffactory.com

Sample Name: 240-67656-f-6-a Acquired: 8/1/2016 18:24:02 Type: Unk
Method: ICP I9 Method 200.7-6010(v140) Mode: CONC Corr. Factor: 1.000000
User: analyst Custom ID1: Custom ID2: Custom ID3:
Comment:

Elem	Ag3280	Al3082	As1890	B_1826	Ba4554	Be3130	Ca3179
IS Ref	(Y_3600)	(Y_3710)	(Y_2243)	(Y_2243)	(Y_3710)	(Y_3710)	(Y_3710)
Units	ppb	ppb	ppb	ppb	ppb	ppb	ppb
Avg	-.33990	366.38	2.1146	111.51	26.467	-.10006	101700.
Stddev	.11960	4.13	.3984	1.30	.179	.07446	72.
%RSD	35.186	1.1280	18.842	1.1697	.67732	74.410	.07058
Check ?	Chk Pass	Chk Pass	Chk Pass	Chk Pass	Chk Pass	Chk Pass	Chk Pass
High Limit							
Low Limit							

Elem	Cd2288	Co2286	Cr2677	Cu3273	Fe2599	K_7664	Li6707
IS Ref	(Y_2243)	(In2306)	(Y_3600)	(Y_3600)	(Y_3710)	(Y_3710)	(Y_3710)
Units	ppb	ppb	ppb	ppb	ppb	ppb	ppb
Avg	.0062	-.06659	1.4206	1.9698	572.66	2012.7	5.6528
Stddev	.2651	.32550	.0990	.3265	1.76	4.4	.6799
%RSD	4306.	488.79	6.9724	16.574	.30740	.21943	12.027
Check ?	Chk Pass	Chk Pass	Chk Pass	Chk Pass	Chk Pass	Chk Pass	Chk Pass
High Limit							
Low Limit							

Elem	Mg2790	Mn2576	Mo2020	Na5895	Ni2316	Pb2203	Sb2175
IS Ref	(Y_3710)	(Y_3600)	(Y_2243)	(Y_3710)	(In2306)	(Y_2243)	(Y_2243)
Units	ppb	ppb	ppb	ppb	ppb	ppb	ppb
Avg	23365.	11.393	-.55187	5848.9	1.3063	-.50029	-.2097
Stddev	27.	.079	.11375	14.9	.4170	.82180	1.268
%RSD	.11370	.69667	20.612	.25470	31.925	164.27	604.5
Check ?	Chk Pass	Chk Pass	Chk Pass	Chk Pass	Chk Pass	Chk Pass	Chk Pass
High Limit							
Low Limit							

PDF created with pdfFactory Pro trial version www.pdffactory.com

Sample Name: 240-67656-f-6-a Acquired: 8/1/2016 18:24:02 Type: Unk
Method: ICP I9 Method 200.7-6010(v140) Mode: CONC Corr. Factor: 1.000000
User: analyst Custom ID1: Custom ID2: Custom ID3:
Comment:

Elem	Se1960	Sn1899	Ti3372	Tl1908	V_2908	Zn2062	Si2516
IS Ref	(Y_2243)	(In2306)	(Y_3600)	(In2306)	(Y_3710)	(In2306)	(Y_3710)
Units	ppb	ppb	ppb	ppb	ppb	ppb	ppb
Avg	1.1925	-.20712	8.9515	1.3239	.73144	4.5035	4898.5
Stddev	1.5668	.21082	.9493	.5267	1.3035	.1040	31.0
%RSD	131.39	101.79	10.604	39.784	178.20	2.3084	.63321
Check ?	Chk Pass	Chk Pass	Chk Pass	Chk Pass	Chk Pass	Chk Pass	Chk Pass
High Limit							
Low Limit							

Elem	Sr3464
IS Ref	(Y_3710)
Units	ppb
Avg	150.25
Stddev	1.29
%RSD	.85987
Check ?	Chk Pass
High Limit	
Low Limit	

Int. Std.	In2306	Y_2243	Y_3600	Y_3710
Units	Cts/S	Cts/S	Cts/S	Cts/S
Avg	5666.0	3643.6	50460.	6747.5
Stddev	4.9	9.2	80.	28.7
%RSD	.08664	.25302	.15866	.42472
Check ?	Chk Pass	Chk Pass	Chk Pass	Chk Pass
Value	95.670%	98.874%	97.176%	99.475%
Range				

PDF created with pdfFactory Pro trial version www.pdffactory.com

Sample Name: 240-67689-g-2-f Acquired: 8/1/2016 18:28:06 Type: Unk
Method: ICP I9 Method 200.7-6010(v140) Mode: CONC Corr. Factor: 1.000000
User: analyst Custom ID1: Custom ID2: Custom ID3:
Comment:

Elem	Ag3280	Al3082	As1890	B_1826	Ba4554	Be3130	Ca3179
IS Ref	(Y_3600)	(Y_3710)	(Y_2243)	(Y_2243)	(Y_3710)	(Y_3710)	(Y_3710)
Units	ppb	ppb	ppb	ppb	ppb	ppb	ppb
Avg	.91884	63419.	44.013	96.882	759.82	8.1878	659210.
Stddev	.34900	300.	1.487	.609	.71	.1046	3289.
%RSD	37.983	.47227	3.3780	.62876	.09362	1.2776	.49894
Check ?	Chk Pass	Chk Pass	Chk Pass	Chk Pass	Chk Pass	Chk Pass	Chk Pass
High Limit							
Low Limit							

Elem	Cd2288	Co2286	Cr2677	Cu3273	Fe2599	K_7664	Li6707
IS Ref	(Y_2243)	(In2306)	(Y_3600)	(Y_3600)	(Y_3710)	(Y_3710)	(Y_3710)
Units	ppb	ppb	ppb	ppb	ppb	ppb	ppb
Avg	3.310	34.305	495.04	155.20	108470.	8110.0	121.25
Stddev	.225	.439	.67	.28	259.	71.2	2.77
%RSD	6.780	1.2796	.13472	.18004	.23895	.87797	2.2833
Check ?	Chk Pass	Chk Pass	Chk Pass	Chk Pass	Chk Pass	Chk Pass	Chk Pass
High Limit							
Low Limit							

Elem	Mg2790	Mn2576	Mo2020	Na5895	Ni2316	Pb2203	Sb2175
IS Ref	(Y_3710)	(Y_3600)	(Y_2243)	(Y_3710)	(In2306)	(Y_2243)	(Y_2243)
Units	ppb	ppb	ppb	ppb	ppb	ppb	ppb
Avg	119440.	10171.	10.173	2197.0	111.95	269.44	-2.067
Stddev	396.	57.	.078	13.4	1.21	4.07	.721
%RSD	.33172	.56468	.77098	.60982	1.0810	1.5120	34.88
Check ?	Chk Pass	Chk Pass	Chk Pass	Chk Pass	Chk Pass	Chk Pass	Chk Pass
High Limit							
Low Limit							

PDF created with pdfFactory Pro trial version www.pdffactory.com

Sample Name: 240-67689-g-2-f Acquired: 8/1/2016 18:28:06 Type: Unk
Method: ICP I9 Method 200.7-6010(v140) Mode: CONC Corr. Factor: 1.000000
User: analyst Custom ID1: Custom ID2: Custom ID3:
Comment:

Elem	Se1960	Sn1899	Ti3372	Tl1908	V_2908	Zn2062	Si2516
IS Ref	(Y_2243)	(In2306)	(Y_3600)	(In2306)	(Y_3710)	(In2306)	(Y_3710)
Units	ppb	ppb	ppb	ppb	ppb	ppb	ppb
Avg	3.5178	54.500	1977.6	40.174	160.44	898.97	13623.
Stddev	4.2761	.757	1.1	1.184	1.90	9.64	116.
%RSD	121.56	1.3895	.05688	2.9463	1.1839	1.0723	.85212
Check ?	Chk Pass	Chk Pass	Chk Pass	Chk Pass	Chk Pass	Chk Pass	Chk Pass
High Limit							
Low Limit							

Elem	Sr3464
IS Ref	(Y_3710)
Units	ppb
Avg	2325.1
Stddev	13.4
%RSD	.57689
Check ?	Chk Pass
High Limit	
Low Limit	

Int. Std.	In2306	Y_2243	Y_3600	Y_3710
Units	Cts/S	Cts/S	Cts/S	Cts/S
Avg	4869.3	3696.1	50730.	7089.7
Stddev	12.5	7.5	61.	52.3
%RSD	.25642	.20184	.11966	.73745
Check ?	Chk Pass	Chk Pass	Chk Pass	Chk Pass
Value	82.218%	100.30%	97.697%	104.52%
Range				

PDF created with pdfFactory Pro trial version www.pdffactory.com

Sample Name: 240-67689-g-3-d Acquired: 8/1/2016 18:32:14 Type: Unk
Method: ICP I9 Method 200.7-6010(v140) Mode: CONC Corr. Factor: 1.000000
User: analyst Custom ID1: Custom ID2: Custom ID3:
Comment:

Elem	Ag3280	Al3082	As1890	B_1826	Ba4554	Be3130
IS Ref	(Y_3600)	(Y_3710)	(Y_2243)	(Y_2243)	(Y_3710)	(Y_3710)
Units	ppb	ppb	ppb	ppb	ppb	ppb
Avg	1.8580	84637.	48.438	128.11	1086.5	11.679
Stddev	.0536	592.	.996	.75	2.5	.024
%RSD	2.8843	.69960	2.0567	.58407	.23309	.20514
Check ?	Chk Pass	Chk Pass	Chk Pass	Chk Pass	Chk Pass	Chk Pass
High Limit						
Low Limit						

Elem	Ca3179	Cd2288	Co2286	Cr2677	Cu3273	Fe2599
IS Ref	(Y_3710)	(Y_2243)	(In2306)	(Y_3600)	(Y_3600)	(Y_3710)
Units	ppb	ppb	ppb	ppb	ppb	ppb
Avg	W 742020.	6.395	40.016	664.34	285.52	178290.
Stddev	9246.	.023	.298	2.54	1.18	498.
%RSD	1.2461	.3643	.74431	.38308	.41235	.27938
Check ?	Chk Warn	Chk Pass	Chk Pass	Chk Pass	Chk Pass	Chk Pass
High Limit	720000.					
Low Limit	-500000.					

Elem	K_7664	Li6707	Mg2790	Mn2576	Mo2020	Na5895
IS Ref	(Y_3710)	(Y_3710)	(Y_3710)	(Y_3600)	(Y_2243)	(Y_3710)
Units	ppb	ppb	ppb	ppb	ppb	ppb
Avg	10758.	142.11	204260.	12924.	17.881	3018.3
Stddev	20.	2.03	618.	114.	.247	17.6
%RSD	.18944	1.4282	.30266	.88298	1.3787	.58284
Check ?	Chk Pass	Chk Pass	Chk Pass	Chk Pass	Chk Pass	Chk Pass
High Limit						
Low Limit						

PDF created with pdfFactory Pro trial version www.pdffactory.com

Sample Name: 240-67689-g-3-d Acquired: 8/1/2016 18:32:14 Type: Unk
Method: ICP I9 Method 200.7-6010(v140) Mode: CONC Corr. Factor: 1.000000
User: analyst Custom ID1: Custom ID2: Custom ID3:
Comment:

Elem	Ni2316	Pb2203	Sb2175	Se1960	Sn1899	Ti3372
IS Ref	(In2306)	(Y_2243)	(Y_2243)	(Y_2243)	(In2306)	(Y_3600)
Units	ppb	ppb	ppb	ppb	ppb	ppb
Avg	181.37	399.16	1.679	4.6464	81.383	2770.8
Stddev	2.98	1.32	2.655	2.6617	.745	10.0
%RSD	1.6431	.33021	158.2	57.286	.91582	.36229
Check ?	Chk Pass	Chk Pass	Chk Pass	Chk Pass	Chk Pass	Chk Pass
High Limit						
Low Limit						

Elem	Tl1908	V_2908	Zn2062	Si2516	Sr3464
IS Ref	(In2306)	(Y_3710)	(In2306)	(Y_3710)	(Y_3710)
Units	ppb	ppb	ppb	ppb	ppb
Avg	53.140	211.35	1928.9	10513.	4879.3
Stddev	1.364	2.17	20.9	78.	11.5
%RSD	2.5667	1.0255	1.0855	.74541	.23629
Check ?	Chk Pass	Chk Pass	Chk Pass	Chk Pass	Chk Pass
High Limit					
Low Limit					

Int. Std.	In2306	Y_2243	Y_3600	Y_3710
Units	Cts/S	Cts/S	Cts/S	Cts/S
Avg	4726.5	3693.5	50944.	7201.7
Stddev	17.1	9.2	323.	21.5
%RSD	.36129	.24840	.63441	.29846
Check ?	Chk Pass	Chk Pass	Chk Pass	Chk Pass
Value	79.806%	100.23%	98.108%	106.17%
Range				

PDF created with pdfFactory Pro trial version www.pdffactory.com

Sample Name: 240-67689-g-4-d Acquired: 8/1/2016 18:36:23 Type: Unk
Method: ICP I9 Method 200.7-6010(v140) Mode: CONC Corr. Factor: 1.000000
User: analyst Custom ID1: Custom ID2: Custom ID3:
Comment:

Elem	Ag3280	Al3082	As1890	B_1826	Ba4554	Be3130
IS Ref	(Y_3600)	(Y_3710)	(Y_2243)	(Y_2243)	(Y_3710)	(Y_3710)
Units	ppb	ppb	ppb	ppb	ppb	ppb
Avg	3.2357	162160.	58.458	292.18	1991.7	35.064
Stddev	.0878	854.	1.250	1.28	3.3	.082
%RSD	2.7134	.52643	2.1392	.43822	.16585	.23269
Check ?	Chk Pass	Chk Pass	Chk Pass	Chk Pass	Chk Pass	Chk Pass
High Limit						
Low Limit						

Elem	Ca3179	Cd2288	Co2286	Cr2677	Cu3273	Fe2599
IS Ref	(Y_3710)	(Y_2243)	(In2306)	(Y_3600)	(Y_3600)	(Y_3710)
Units	ppb	ppb	ppb	ppb	ppb	ppb
Avg	F 934260.	5.329	37.152	562.40	213.13	167120.
Stddev	12626.	.126	.395	1.05	.06	373.
%RSD	1.3515	2.359	1.0618	.18720	.02704	.22339
Check ?	Chk Fail	Chk Pass	Chk Pass	Chk Pass	Chk Pass	Chk Pass
High Limit	800000.					
Low Limit	-500000.					

Elem	K_7664	Li6707	Mg2790	Mn2576	Mo2020	Na5895
IS Ref	(Y_3710)	(Y_3710)	(Y_3710)	(Y_3600)	(Y_2243)	(Y_3710)
Units	ppb	ppb	ppb	ppb	ppb	ppb
Avg	15355.	262.17	225270.	F 21770.	14.033	7561.4
Stddev	47.	.97	898.	62.	.228	14.6
%RSD	.30626	.37071	.39861	.28593	1.6278	.19331
Check ?	Chk Pass	Chk Pass	Chk Pass	Chk Fail	Chk Pass	Chk Pass
High Limit				15000.		
Low Limit				-500000.		

PDF created with pdfFactory Pro trial version www.pdffactory.com

Sample Name: 240-67689-g-4-d Acquired: 8/1/2016 18:36:23 Type: Unk
Method: ICP I9 Method 200.7-6010(v140) Mode: CONC Corr. Factor: 1.000000
User: analyst Custom ID1: Custom ID2: Custom ID3:
Comment:

Elem	Ni2316	Pb2203	Sb2175	Se1960	Sn1899	Ti3372
IS Ref	(In2306)	(Y_2243)	(Y_2243)	(Y_2243)	(In2306)	(Y_3600)
Units	ppb	ppb	ppb	ppb	ppb	ppb
Avg	146.38	299.50	-2.209	12.828	59.656	3987.5
Stddev	1.83	2.08	2.476	2.009	.717	6.9
%RSD	1.2531	.69376	112.1	15.657	1.2018	.17380
Check ?	Chk Pass	Chk Pass	Chk Pass	Chk Pass	Chk Pass	Chk Pass
High Limit						
Low Limit						

Elem	Tl1908	V_2908	Zn2062	Si2516	Sr3464
IS Ref	(In2306)	(Y_3710)	(In2306)	(Y_3710)	(Y_3710)
Units	ppb	ppb	ppb	ppb	ppb
Avg	89.317	223.83	1086.0	6437.0	2996.7
Stddev	2.475	4.11	8.6	45.0	12.4
%RSD	2.7716	1.8356	.79439	.69892	.41333
Check ?	Chk Pass	Chk Pass	Chk Pass	Chk Pass	Chk Pass
High Limit					
Low Limit					

Int. Std.	In2306	Y_2243	Y_3600	Y_3710
Units	Cts/S	Cts/S	Cts/S	Cts/S
Avg	4544.7	4130.7	56560.	8081.5
Stddev	7.3	4.8	243.	35.5
%RSD	.16087	.11636	.42959	.43870
Check ?	Chk Pass	Chk Pass	Chk Pass	Chk Pass
Value	76.737%	112.09%	108.92%	119.14%
Range				

PDF created with pdfFactory Pro trial version www.pdffactory.com

Sample Name: 240-67699-b-1-a Acquired: 8/1/2016 18:40:29 Type: Unk
Method: ICP I9 Method 200.7-6010(v140) Mode: CONC Corr. Factor: 1.000000
User: analyst Custom ID1: Custom ID2: Custom ID3:
Comment:

Elem	Ag3280	Al3082	As1890	B_1826	Ba4554	Be3130
IS Ref	(Y_3600)	(Y_3710)	(Y_2243)	(Y_2243)	(Y_3710)	(Y_3710)
Units	ppb	ppb	ppb	ppb	ppb	ppb
Avg	3.6546	40537.	48.977	399.98	394.55	2.3268
Stddev	.2641	158.	.494	.25	1.50	.0960
%RSD	7.2266	.39022	1.0092	.06140	.38108	4.1272
Check ?	Chk Pass	Chk Pass	Chk Pass	Chk Pass	Chk Pass	Chk Pass
High Limit						
Low Limit						

Elem	Ca3179	Cd2288	Co2286	Cr2677	Cu3273	Fe2599
IS Ref	(Y_3710)	(Y_2243)	(In2306)	(Y_3600)	(Y_3600)	(Y_3710)
Units	ppb	ppb	ppb	ppb	ppb	ppb
Avg	F 905670.	2.136	18.797	94.097	244.81	52407.
Stddev	7721.	.115	.319	.523	.56	185.
%RSD	.85255	5.404	1.6974	.55620	.22681	.35233
Check ?	Chk Fail	Chk Pass	Chk Pass	Chk Pass	Chk Pass	Chk Pass
High Limit	800000.					
Low Limit	-500000.					

Elem	K_7664	Li6707	Mg2790	Mn2576	Mo2020	Na5895
IS Ref	(Y_3710)	(Y_3710)	(Y_3710)	(Y_3600)	(Y_2243)	(Y_3710)
Units	ppb	ppb	ppb	ppb	ppb	ppb
Avg	2886.7	54.120	113440.	1731.1	6.0002	4109.0
Stddev	21.7	.728	494.	3.9	.2570	19.7
%RSD	.75068	1.3450	.43563	.22404	4.2830	.47994
Check ?	Chk Pass	Chk Pass	Chk Pass	Chk Pass	Chk Pass	Chk Pass
High Limit						
Low Limit						

PDF created with pdfFactory Pro trial version www.pdffactory.com

Sample Name: 240-67699-b-1-a Acquired: 8/1/2016 18:40:29 Type: Unk
Method: ICP I9 Method 200.7-6010(v140) Mode: CONC Corr. Factor: 1.000000
User: analyst Custom ID1: Custom ID2: Custom ID3:
Comment:

Elem	Ni2316	Pb2203	Sb2175	Se1960	Sn1899	Ti3372
IS Ref	(In2306)	(Y_2243)	(Y_2243)	(Y_2243)	(In2306)	(Y_3600)
Units	ppb	ppb	ppb	ppb	ppb	ppb
Avg	100.16	1213.1	-2.716	-.05545	43.099	1301.6
Stddev	.42	2.1	1.560	1.6925	.916	2.3
%RSD	.41739	.17093	57.42	3052.5	2.1249	.17600
Check ?	Chk Pass	Chk Pass	Chk Pass	Chk Pass	Chk Pass	Chk Pass
High Limit						
Low Limit						

Elem	Tl1908	V_2908	Zn2062	Si2516	Sr3464
IS Ref	(In2306)	(Y_3710)	(In2306)	(Y_3710)	(Y_3710)
Units	ppb	ppb	ppb	ppb	ppb
Avg	11.317	89.934	472.33	3271.4	1917.4
Stddev	.626	3.258	2.41	16.0	13.2
%RSD	5.5319	3.6230	.51065	.48954	.69088
Check ?	Chk Pass	Chk Pass	Chk Pass	Chk Pass	Chk Pass
High Limit					
Low Limit					

Int. Std.	In2306	Y_2243	Y_3600	Y_3710
Units	Cts/S	Cts/S	Cts/S	Cts/S
Avg	4741.5	3796.1	52360.	7293.8
Stddev	7.0	9.3	69.	61.4
%RSD	.14814	.24449	.13115	.84215
Check ?	Chk Pass	Chk Pass	Chk Pass	Chk Pass
Value	80.059%	103.01%	100.84%	107.53%
Range				

PDF created with pdfFactory Pro trial version www.pdffactory.com

Sample Name: 240-67692-a-1-a Acquired: 8/1/2016 18:44:30 Type: Unk
Method: ICP I9 Method 200.7-6010(v140) Mode: CONC Corr. Factor: 1.000000
User: analyst Custom ID1: Custom ID2: Custom ID3:
Comment:

Elem	Ag3280	Al3082	As1890	B_1826	Ba4554	Be3130
IS Ref	(Y_3600)	(Y_3710)	(Y_2243)	(Y_2243)	(Y_3710)	(Y_3710)
Units	ppb	ppb	ppb	ppb	ppb	ppb
Avg	-1.4644	85.271	10.228	13.216	2.2254	.04836
Stddev	.4105	3.348	.719	.810	.1316	.11786
%RSD	28.029	3.9264	7.0339	6.1313	5.9155	243.72
Check ?	Chk Pass	Chk Pass	Chk Pass	Chk Pass	Chk Pass	Chk Pass
High Limit						
Low Limit						

Elem	Ca3179	Cd2288	Co2286	Cr2677	Cu3273	Fe2599
IS Ref	(Y_3710)	(Y_2243)	(In2306)	(Y_3600)	(Y_3600)	(Y_3710)
Units	ppb	ppb	ppb	ppb	ppb	ppb
Avg	20981.	-.2711	.81190	7.7523	5.9726	73.054
Stddev	72.	.1861	.56235	.1577	.6028	1.670
%RSD	.34153	68.67	69.263	2.0342	10.092	2.2858
Check ?	Chk Pass	Chk Pass	Chk Pass	Chk Pass	Chk Pass	Chk Pass
High Limit						
Low Limit						

Elem	K_7664	Li6707	Mg2790	Mn2576	Mo2020	Na5895
IS Ref	(Y_3710)	(Y_3710)	(Y_3710)	(Y_3600)	(Y_2243)	(Y_3710)
Units	ppb	ppb	ppb	ppb	ppb	ppb
Avg	5823.5	F 240530.	187.86	4.9748	.08749	11329.
Stddev	1025.8	11560.	12.10	.0787	.68834	1543.
%RSD	17.615	4.8061	6.4379	1.5826	786.74	13.616
Check ?	Chk Pass	Chk Fail	Chk Pass	Chk Pass	Chk Pass	Chk Pass
High Limit		50000.				
Low Limit		-500000.				

PDF created with pdfFactory Pro trial version www.pdffactory.com

Sample Name: 240-67692-a-1-a Acquired: 8/1/2016 18:44:30 Type: Unk
Method: ICP I9 Method 200.7-6010(v140) Mode: CONC Corr. Factor: 1.000000
User: analyst Custom ID1: Custom ID2: Custom ID3:
Comment:

Elem	Ni2316	Pb2203	Sb2175	Se1960	Sn1899	Ti3372
IS Ref	(In2306)	(Y_2243)	(Y_2243)	(Y_2243)	(In2306)	(Y_3600)
Units	ppb	ppb	ppb	ppb	ppb	ppb
Avg	6.9581	-.29390	.1494	-4.5100	32.317	6.0092
Stddev	.1710	1.8208	1.304	.7190	.765	.0723
%RSD	2.4582	619.50	872.8	15.942	2.3659	1.2037
Check ?	Chk Pass	Chk Pass	Chk Pass	Chk Pass	Chk Pass	Chk Pass
High Limit						
Low Limit						

Elem	Tl1908	V_2908	Zn2062	Si2516	Sr3464
IS Ref	(In2306)	(Y_3710)	(In2306)	(Y_3710)	(Y_3710)
Units	ppb	ppb	ppb	ppb	ppb
Avg	5.9527	9.1811	17.890	755.33	10.740
Stddev	1.8635	2.8226	.177	7.20	2.004
%RSD	31.305	30.744	.98728	.95277	18.662
Check ?	Chk Pass	Chk Pass	Chk Pass	Chk Pass	Chk Pass
High Limit					
Low Limit					

Int. Std.	In2306	Y_2243	Y_3600	Y_3710
Units	Cts/S	Cts/S	Cts/S	Cts/S
Avg	3886.9	2894.1	36964.	6023.2
Stddev	3.0	4.2	39.	21.0
%RSD	.07639	.14555	.10452	.34784
Check ?	Chk Pass	Chk Pass	Chk Pass	Chk Pass
Value	65.630%	78.535%	71.186%	88.798%
Range				

PDF created with pdfFactory Pro trial version www.pdffactory.com

Sample Name: mb 240-239853/1-a Acquired: 8/1/2016 18:48:45 Type: QC
Method: ICP I9 Method 200.7-6010(v140) Mode: CONC Corr. Factor: 1.000000
User: analyst Custom ID1: Custom ID2: Custom ID3:
Comment:

Elem	Ag3280	Al3082	As1890	B_1826	Ba4554	Be3130	Ca3179
IS Ref	(Y_3600)	(Y_3710)	(Y_2243)	(Y_2243)	(Y_3710)	(Y_3710)	(Y_3710)
Units	ppb	ppb	ppb	ppb	ppb	ppb	ppb
Avg	-.20379	23.586	.50364	2.6169	1.2938	-.03266	291.47
Stddev	.33819	13.483	2.0792	.1579	.2150	.11495	1.92
%RSD	165.95	57.165	412.83	6.0328	16.619	351.98	.65973
Check ?	Chk Pass	Chk Pass	Chk Pass	Chk Pass	Chk Pass	Chk Pass	Chk Pass
High Limit							
Low Limit							

Elem	Cd2288	Co2286	Cr2677	Cu3273	Fe2599	K_7664	Li6707
IS Ref	(Y_2243)	(In2306)	(Y_3600)	(Y_3600)	(Y_3710)	(Y_3710)	(Y_3710)
Units	ppb	ppb	ppb	ppb	ppb	ppb	ppb
Avg	.1368	-.41629	.67977	3.6182	27.370	891.46	F 2014.1
Stddev	.1680	.13127	.26037	.6794	2.679	87.57	104.2
%RSD	122.8	31.534	38.302	18.778	9.7886	9.8230	5.1713
Check ?	Chk Pass	Chk Pass	Chk Pass	Chk Pass	Chk Pass	Chk Pass	Chk Fail
High Limit							50.000
Low Limit							-1000.0

Elem	Mg2790	Mn2576	Mo2020	Na5895	Ni2316	Pb2203	Sb2175
IS Ref	(Y_3710)	(Y_3600)	(Y_2243)	(Y_3710)	(In2306)	(Y_2243)	(Y_2243)
Units	ppb	ppb	ppb	ppb	ppb	ppb	ppb
Avg	72.547	F 10.659	-1.2659	F 1149.9	.38936	.53222	-1.433
Stddev	11.288	.037	.2920	62.9	.15608	.89798	2.026
%RSD	15.559	.35034	23.067	5.4739	40.087	168.72	141.4
Check ?	Chk Pass	Chk Fail	Chk Pass	Chk Fail	Chk Pass	Chk Pass	Chk Pass
High Limit		10.000		1000.0			
Low Limit		-1000.0		-1000.0			

PDF created with pdfFactory Pro trial version www.pdffactory.com

Sample Name: mb 240-239853/1-a Acquired: 8/1/2016 18:48:45 Type: QC
Method: ICP I9 Method 200.7-6010(v140) Mode: CONC Corr. Factor: 1.000000
User: analyst Custom ID1: Custom ID2: Custom ID3:
Comment:

Elem	Se1960	Sn1899	Ti3372	Tl1908	V_2908	Zn2062	Si2516
IS Ref	(Y_2243)	(In2306)	(Y_3600)	(In2306)	(Y_3710)	(In2306)	(Y_3710)
Units	ppb	ppb	ppb	ppb	ppb	ppb	ppb
Avg	-2.1107	28.932	.28159	-.04417	.51969	6.1289	28.932
Stddev	1.9931	.851	.14167	.86330	1.6321	.1241	11.825
%RSD	94.429	2.9429	50.311	1954.3	314.05	2.0253	40.873
Check ?	Chk Pass	Chk Pass	Chk Pass	Chk Pass	Chk Pass	Chk Pass	Chk Pass
High Limit							
Low Limit							

Elem	Sr3464
IS Ref	(Y_3710)
Units	ppb
Avg	-.79175
Stddev	1.3990
%RSD	176.70
Check ?	Chk Pass
High Limit	
Low Limit	

Int. Std.	In2306	Y_2243	Y_3600	Y_3710
Units	Cts/S	Cts/S	Cts/S	Cts/S
Avg	5972.7	3733.2	52267.	6658.6
Stddev	.3	3.1	205.	39.2
%RSD	.00477	.08206	.39194	.58934

PDF created with pdfFactory Pro trial version www.pdffactory.com

Sample Name: lcs 240-239853/2-a Acquired: 8/1/2016 18:52:51 Type: QC
Method: ICP I9 Method 200.7-6010(v140) Mode: CONC Corr. Factor: 1.000000
User: analyst Custom ID1: Custom ID2: Custom ID3:
Comment:

Elem	Ag3280	Al3082	As1890	B_1826	Ba4554	Be3130	Ca3179
IS Ref	(Y_3600)	(Y_3710)	(Y_2243)	(Y_2243)	(Y_3710)	(Y_3710)	(Y_3710)
Units	ppb	ppb	ppb	ppb	ppb	ppb	ppb
Avg	47.313	1936.4	1904.8	959.44	1852.7	48.513	48318.
Stddev	.245	21.8	3.6	2.57	2.3	.146	81.
%RSD	.51764	1.1237	.19127	.26808	.12509	.30112	.16743
Check ?	Chk Pass	Chk Pass	Chk Pass	Chk Pass	Chk Pass	Chk Pass	Chk Pass
Value							
Range							

Elem	Cd2288	Co2286	Cr2677	Cu3273	Fe2599	K_7664	Li6707
IS Ref	(Y_2243)	(In2306)	(Y_3600)	(Y_3600)	(Y_3710)	(Y_3710)	(Y_3710)
Units	ppb	ppb	ppb	ppb	ppb	ppb	ppb
Avg	47.20	461.53	188.26	239.79	990.88	46790.	F 2220.3
Stddev	.11	2.66	.13	.81	.72	119.	21.8
%RSD	.2280	.57737	.06770	.33799	.07306	.25339	.98393
Check ?	Chk Pass	Chk Pass	Chk Pass	Chk Pass	Chk Pass	Chk Pass	Chk Fail
Value							1000.0
Range							20.500%

Elem	Mg2790	Mn2576	Mo2020	Na5895	Ni2316	Pb2203	Sb2175
IS Ref	(Y_3710)	(Y_3600)	(Y_2243)	(Y_3710)	(In2306)	(Y_2243)	(Y_2243)
Units	ppb	ppb	ppb	ppb	ppb	ppb	ppb
Avg	47581.	469.15	946.12	47029.	474.65	455.36	479.1
Stddev	97.	.86	3.62	100.	2.10	2.98	1.8
%RSD	.20451	.18355	.38246	.21181	.44272	.65366	.3686
Check ?	Chk Pass	Chk Pass	Chk Pass	Chk Pass	Chk Pass	Chk Pass	Chk Pass
Value							
Range							

PDF created with pdfFactory Pro trial version www.pdffactory.com

Sample Name: lcs 240-239853/2-a Acquired: 8/1/2016 18:52:51 Type: QC
Method: ICP I9 Method 200.7-6010(v140) Mode: CONC Corr. Factor: 1.000000
User: analyst Custom ID1: Custom ID2: Custom ID3:
Comment:

Elem	Se1960	Sn1899	Ti3372	Tl1908	V_2908	Zn2062	Si2516
IS Ref	(Y_2243)	(In2306)	(Y_3600)	(In2306)	(Y_3710)	(In2306)	(Y_3710)
Units	ppb	ppb	ppb	ppb	ppb	ppb	ppb
Avg	1897.7	1922.4	963.72	1823.7	480.37	488.01	1048.3
Stddev	13.6	8.3	1.23	8.1	1.08	2.28	7.5
%RSD	.71572	.42920	.12716	.44563	.22495	.46690	.71107
Check ?	Chk Pass	Chk Pass	Chk Pass	Chk Pass	Chk Pass	Chk Pass	Chk Pass
Value							
Range							

Elem	Sr3464
IS Ref	(Y_3710)
Units	ppb
Avg	946.67
Stddev	3.93
%RSD	.41498
Check ?	Chk Pass
Value	
Range	

Int. Std.	In2306	Y_2243	Y_3600	Y_3710
Units	Cts/S	Cts/S	Cts/S	Cts/S
Avg	5403.4	3545.3	49210.	6523.9
Stddev	15.0	9.8	11.	15.2
%RSD	.27765	.27537	.02194	.23243

PDF created with pdfFactory Pro trial version www.pdffactory.com

Sample Name: 240-67494-c-1-a Acquired: 8/1/2016 18:56:31 Type: Unk
Method: ICP I9 Method 200.7-6010(v140) Mode: CONC Corr. Factor: 1.000000
User: analyst Custom ID1: Custom ID2: Custom ID3:
Comment:

Elem	Ag3280	Al3082	As1890	B_1826	Ba4554	Be3130	Ca3179
IS Ref	(Y_3600)	(Y_3710)	(Y_2243)	(Y_2243)	(Y_3710)	(Y_3710)	(Y_3710)
Units	ppb	ppb	ppb	ppb	ppb	ppb	ppb
Avg	.68680	80565.	50.985	50.673	717.26	4.0850	436510.
Stddev	.27793	163.	.460	.764	.25	.0775	2106.
%RSD	40.468	.20291	.90177	1.5075	.03474	1.8961	.48242
Check ?	Chk Pass	Chk Pass	Chk Pass	Chk Pass	Chk Pass	Chk Pass	Chk Pass
High Limit							
Low Limit							

Elem	Cd2288	Co2286	Cr2677	Cu3273	Fe2599	K_7664	Li6707
IS Ref	(Y_2243)	(In2306)	(Y_3600)	(Y_3600)	(Y_3710)	(Y_3710)	(Y_3710)
Units	ppb	ppb	ppb	ppb	ppb	ppb	ppb
Avg	3.356	54.662	198.64	750.60	141490.	11811.	850.81
Stddev	.111	.052	1.18	2.42	223.	4.	13.53
%RSD	3.292	.09463	.59295	.32228	.15775	.03517	1.5904
Check ?	Chk Pass	Chk Pass	Chk Pass	Chk Pass	Chk Pass	Chk Pass	Chk Pass
High Limit							
Low Limit							

Elem	Mg2790	Mn2576	Mo2020	Na5895	Ni2316	Pb2203	Sb2175
IS Ref	(Y_3710)	(Y_3600)	(Y_2243)	(Y_3710)	(In2306)	(Y_2243)	(Y_2243)
Units	ppb	ppb	ppb	ppb	ppb	ppb	ppb
Avg	60898.	3563.6	16.398	2003.8	204.55	332.69	-.3299
Stddev	151.	15.7	.190	2.2	2.12	1.42	2.717
%RSD	.24736	.44139	1.1564	.10927	1.0379	.42676	823.7
Check ?	Chk Pass	Chk Pass	Chk Pass	Chk Pass	Chk Pass	Chk Pass	Chk Pass
High Limit							
Low Limit							

PDF created with pdfFactory Pro trial version www.pdffactory.com

Sample Name: 240-67494-c-1-a Acquired: 8/1/2016 18:56:31 Type: Unk
Method: ICP I9 Method 200.7-6010(v140) Mode: CONC Corr. Factor: 1.000000
User: analyst Custom ID1: Custom ID2: Custom ID3:
Comment:

Elem	Se1960	Sn1899	Ti3372	Tl1908	V_2908	Zn2062	Si2516
IS Ref	(Y_2243)	(In2306)	(Y_3600)	(In2306)	(Y_3710)	(In2306)	(Y_3710)
Units	ppb	ppb	ppb	ppb	ppb	ppb	ppb
Avg	7.5756	63.308	820.85	15.854	153.73	1053.0	4396.0
Stddev	.8961	.672	.56	1.469	1.59	9.0	13.5
%RSD	11.829	1.0616	.06766	9.2679	1.0361	.85642	.30758
Check ?	Chk Pass	Chk Pass	Chk Pass	Chk Pass	Chk Pass	Chk Pass	Chk Pass
High Limit							
Low Limit							

Elem	Sr3464
IS Ref	(Y_3710)
Units	ppb
Avg	2368.0
Stddev	10.2
%RSD	.43211
Check ?	Chk Pass
High Limit	
Low Limit	

Int. Std.	In2306	Y_2243	Y_3600	Y_3710
Units	Cts/S	Cts/S	Cts/S	Cts/S
Avg	5104.7	3735.2	51306.	7056.5
Stddev	8.0	4.0	94.	3.5
%RSD	.15625	.10811	.18295	.04966
Check ?	Chk Pass	Chk Pass	Chk Pass	Chk Pass
Value	86.192%	101.36%	98.806%	104.03%
Range				

PDF created with pdfFactory Pro trial version www.pdffactory.com

Sample Name: CCV-2632473 Acquired: 8/1/2016 19:00:42 Type: QC
Method: ICP I9 Method 200.7-6010(v140) Mode: CONC Corr. Factor: 1.000000
User: analyst Custom ID1: Custom ID2: Custom ID3:
Comment:

Elem	Ag3280	Al3082	As1890	B_1826	Ba4554	Be3130	Ca3179	Cd2288
IS Ref	(Y_3600)	(Y_3710)	(Y_2243)	(Y_2243)	(Y_3710)	(Y_3710)	(Y_3710)	(Y_2243)
Units	ppb	ppb	ppb	ppb	ppb	ppb	ppb	ppb
Avg	1010.4	24954.	493.50	5107.6	1942.1	2003.2	51586.	499.1
Stddev	2.4	114.	1.54	17.1	4.5	3.6	198.	2.1
%RSD	.23968	.45716	.31296	.33482	.22944	.18012	.38350	.4202
Check ?	Chk Pass	Chk Pass	Chk Pass	Chk Pass	Chk Pass	Chk Pass	Chk Pass	Chk Pass
Value								
Range								

Elem	Co2286	Cr2677	Cu3273	Fe2599	K_7664	Li6707	Mg2790	Mn2576
IS Ref	(In2306)	(Y_3600)	(Y_3600)	(Y_3710)	(Y_3710)	(Y_3710)	(Y_3710)	(Y_3600)
Units	ppb	ppb	ppb	ppb	ppb	ppb	ppb	ppb
Avg	1970.8	1931.0	1954.3	25050.	49670.	5053.0	49758.	1920.1
Stddev	6.5	1.9	3.4	14.	121.	15.3	184.	7.1
%RSD	.32951	.09774	.17529	.05627	.24368	.30275	.37046	.36975
Check ?	Chk Pass	Chk Pass	Chk Pass	Chk Pass	Chk Pass	Chk Pass	Chk Pass	Chk Pass
Value								
Range								

Elem	Mo2020	Na5895	Ni2316	Pb2203	Sb2175	Se1960	Sn1899	Ti3372
IS Ref	(Y_2243)	(Y_3710)	(In2306)	(Y_2243)	(Y_2243)	(Y_2243)	(In2306)	(Y_3600)
Units	ppb	ppb	ppb	ppb	ppb	ppb	ppb	ppb
Avg	1979.9	49884.	1985.2	480.37	509.7	501.30	5086.6	4934.2
Stddev	11.5	131.	8.1	1.29	.4	4.63	22.6	21.3
%RSD	.58304	.26161	.40555	.26904	.0716	.92295	.44416	.43150
Check ?	Chk Pass	Chk Pass	Chk Pass	Chk Pass	Chk Pass	Chk Pass	Chk Pass	Chk Pass
Value								
Range								

PDF created with pdfFactory Pro trial version www.pdffactory.com

Sample Name: CCV-2632473 Acquired: 8/1/2016 19:00:42 Type: QC
Method: ICP I9 Method 200.7-6010(v140) Mode: CONC Corr. Factor: 1.000000
User: analyst Custom ID1: Custom ID2: Custom ID3:
Comment:

Elem	Tl1908	V_2908	Zn2062	Si2516	Sr3464
IS Ref	(In2306)	(Y_3710)	(In2306)	(Y_3710)	(Y_3710)
Units	ppb	ppb	ppb	ppb	ppb
Avg	990.81	1974.0	2042.4	5194.1	4945.7
Stddev	3.51	13.3	6.2	27.4	11.2
%RSD	.35382	.67360	.30181	.52823	.22627
Check ?	Chk Pass	Chk Pass	Chk Pass	Chk Pass	Chk Pass
Value					
Range					

Int. Std.	In2306	Y_2243	Y_3600	Y_3710
Units	Cts/S	Cts/S	Cts/S	Cts/S
Avg	5365.1	3599.8	49672.	6573.8
Stddev	3.4	5.0	121.	18.7
%RSD	.06405	.13793	.24266	.28424

PDF created with pdfFactory Pro trial version www.pdffactory.com

Sample Name: CCB Acquired: 8/1/2016 19:04:33 Type: QC
Method: ICP I9 Method 200.7-6010(v140) Mode: CONC Corr. Factor: 1.000000
User: analyst Custom ID1: Custom ID2: Custom ID3:
Comment:

Elem	Ag3280	Al3082	As1890	B_1826	Ba4554	Be3130	Ca3179
IS Ref	(Y_3600)	(Y_3710)	(Y_2243)	(Y_2243)	(Y_3710)	(Y_3710)	(Y_3710)
Units	ppb	ppb	ppb	ppb	ppb	ppb	ppb
Avg	-.16350	1.2188	1.9914	6.8988	.27229	.03549	8.1264
Stddev	.29547	15.161	2.2797	.4590	.17028	.10598	1.9598
%RSD	180.72	1243.9	114.48	6.6539	62.538	298.62	24.116
Check ?	Chk Pass	Chk Pass	Chk Pass	Chk Pass	Chk Pass	Chk Pass	Chk Pass
High Limit							
Low Limit							

Elem	Cd2288	Co2286	Cr2677	Cu3273	Fe2599	K_7664	Li6707
IS Ref	(Y_2243)	(In2306)	(Y_3600)	(Y_3600)	(Y_3710)	(Y_3710)	(Y_3710)
Units	ppb	ppb	ppb	ppb	ppb	ppb	ppb
Avg	.0463	-.28025	.32031	.45342	4.1043	231.30	F 310.66
Stddev	.0277	.32342	.29879	.41336	1.7575	18.66	4.28
%RSD	59.83	115.40	93.282	91.166	42.821	8.0687	1.3763
Check ?	Chk Pass	Chk Pass	Chk Pass	Chk Pass	Chk Pass	Chk Pass	Chk Fail
High Limit							50.000
Low Limit							-50.000

Elem	Mg2790	Mn2576	Mo2020	Na5895	Ni2316	Pb2203	Sb2175
IS Ref	(Y_3710)	(Y_3600)	(Y_2243)	(Y_3710)	(In2306)	(Y_2243)	(Y_2243)
Units	ppb	ppb	ppb	ppb	ppb	ppb	ppb
Avg	6.5563	.19986	2.3140	280.39	-.14078	.90766	-1.599
Stddev	25.587	.04869	.2154	4.45	.41389	.82656	1.426
%RSD	390.26	24.361	9.3105	1.5873	294.00	91.064	89.14
Check ?	Chk Pass	Chk Pass	Chk Pass	Chk Pass	Chk Pass	Chk Pass	Chk Pass
High Limit							
Low Limit							

PDF created with pdfFactory Pro trial version www.pdffactory.com

Sample Name: CCB Acquired: 8/1/2016 19:04:33 Type: QC
Method: ICP I9 Method 200.7-6010(v140) Mode: CONC Corr. Factor: 1.000000
User: analyst Custom ID1: Custom ID2: Custom ID3:
Comment:

Elem	Se1960	Sn1899	Ti3372	Tl1908	V_2908	Zn2062	Si2516
IS Ref	(Y_2243)	(In2306)	(Y_3600)	(In2306)	(Y_3710)	(In2306)	(Y_3710)
Units	ppb	ppb	ppb	ppb	ppb	ppb	ppb
Avg	-.81897	.65061	1.3264	.09075	-1.4802	.02741	-37.211
Stddev	2.5838	.33023	.1469	.83304	1.6594	.07230	8.979
%RSD	315.50	50.757	11.071	917.95	112.11	263.76	24.130
Check ?	Chk Pass	Chk Pass	Chk Pass	Chk Pass	Chk Pass	Chk Pass	Chk Pass
High Limit							
Low Limit							

Elem	Sr3464
IS Ref	(Y_3710)
Units	ppb
Avg	2.0005
Stddev	.2279
%RSD	11.391
Check ?	Chk Pass
High Limit	
Low Limit	

Int. Std.	In2306	Y_2243	Y_3600	Y_3710
Units	Cts/S	Cts/S	Cts/S	Cts/S
Avg	6043.9	3751.3	52478.	6665.2
Stddev	4.1	1.1	116.	27.2
%RSD	.06826	.02925	.22153	.40780

PDF created with pdfFactory Pro trial version www.pdffactory.com

Sample Name: SD 240-67494-c-1-a@5 Acquired: 8/1/2016 19:08:42 Type: Unk
Method: ICP I9 Method 200.7-6010(v140) Mode: CONC Corr. Factor: 1.000000
User: analyst Custom ID1: Custom ID2: Custom ID3:
Comment:

Elem	Ag3280	Al3082	As1890	B_1826	Ba4554	Be3130	Ca3179	Cd2288
IS Ref	(Y_3600)	(Y_3710)	(Y_2243)	(Y_2243)	(Y_3710)	(Y_3710)	(Y_3710)	(Y_2243)
Units	ppb	ppb	ppb	ppb	ppb	ppb	ppb	ppb
Avg	-.04340	16981.	11.114	14.392	152.57	.87164	95217.	.7477
Stddev	.35909	106.	2.010	.358	.35	.00898	549.	.2035
%RSD	827.40	.62659	18.085	2.4899	.23248	1.0304	.57649	27.21
Check ?	Chk Pass	Chk Pass	Chk Pass	Chk Pass	Chk Pass	Chk Pass	Chk Pass	Chk Pass
High Limit								
Low Limit								

Elem	Co2286	Cr2677	Cu3273	Fe2599	K_7664	Li6707	Mg2790	Mn2576
IS Ref	(In2306)	(Y_3600)	(Y_3600)	(Y_3710)	(Y_3710)	(Y_3710)	(Y_3710)	(Y_3600)
Units	ppb	ppb	ppb	ppb	ppb	ppb	ppb	ppb
Avg	10.698	43.433	159.05	30984.	2523.2	303.35	13541.	785.25
Stddev	.287	.179	.78	104.	30.9	1.60	86.	1.06
%RSD	2.6858	.41259	.49086	.33693	1.2227	.52598	.63806	.13451
Check ?	Chk Pass	Chk Pass	Chk Pass	Chk Pass	Chk Pass	Chk Pass	Chk Pass	Chk Pass
High Limit								
Low Limit								

Elem	Mo2020	Na5895	Ni2316	Pb2203	Sb2175	Se1960	Sn1899	Ti3372
IS Ref	(Y_2243)	(Y_3710)	(In2306)	(Y_2243)	(Y_2243)	(Y_2243)	(In2306)	(Y_3600)
Units	ppb	ppb	ppb	ppb	ppb	ppb	ppb	ppb
Avg	3.7697	568.65	40.591	74.382	-.3811	.31570	12.621	174.50
Stddev	.0317	5.11	.757	1.062	.7124	1.9276	.565	.53
%RSD	.84161	.89903	1.8640	1.4281	186.9	610.58	4.4760	.30616
Check ?	Chk Pass	Chk Pass	Chk Pass	Chk Pass	Chk Pass	Chk Pass	Chk Pass	Chk Pass
High Limit								
Low Limit								

PDF created with pdfFactory Pro trial version www.pdffactory.com

Sample Name: SD 240-67494-c-1-a@5 Acquired: 8/1/2016 19:08:42 Type: Unk
Method: ICP I9 Method 200.7-6010(v140) Mode: CONC Corr. Factor: 1.000000
User: analyst Custom ID1: Custom ID2: Custom ID3:
Comment:

Elem	Tl1908	V_2908	Zn2062	Si2516	Sr3464
IS Ref	(In2306)	(Y_3710)	(In2306)	(Y_3710)	(Y_3710)
Units	ppb	ppb	ppb	ppb	ppb
Avg	4.1876	33.835	213.29	895.18	516.77
Stddev	.8019	1.381	.99	5.94	5.07
%RSD	19.149	4.0813	.46336	.66378	.98093
Check ?	Chk Pass	Chk Pass	Chk Pass	Chk Pass	Chk Pass
High Limit					
Low Limit					

Int. Std.	In2306	Y_2243	Y_3600	Y_3710
Units	Cts/S	Cts/S	Cts/S	Cts/S
Avg	5682.6	3732.4	51583.	6791.5
Stddev	5.8	.7	86.	33.5
%RSD	.10141	.01929	.16725	.49382
Check ?	Chk Pass	Chk Pass	Chk Pass	Chk Pass
Value	95.950%	101.28%	99.339%	100.12%
Range				

PDF created with pdfFactory Pro trial version www.pdffactory.com

Sample Name: 240-67494-c-1-b ms Acquired: 8/1/2016 19:12:41 Type: Unk
Method: ICP I9 Method 200.7-6010(v140) Mode: CONC Corr. Factor: 1.000000
User: analyst Custom ID1: Custom ID2: Custom ID3:
Comment:

Elem	Ag3280	Al3082	As1890	B_1826	Ba4554	Be3130	Ca3179
IS Ref	(Y_3600)	(Y_3710)	(Y_2243)	(Y_2243)	(Y_3710)	(Y_3710)	(Y_3710)
Units	ppb	ppb	ppb	ppb	ppb	ppb	ppb
Avg	46.364	101970.	1857.8	933.47	2532.1	49.383	494750.
Stddev	.380	93.	12.1	4.75	4.9	.202	4787.
%RSD	.81953	.09138	.65313	.50833	.19321	.40850	.96762
Check ?	Chk Pass	Chk Pass	Chk Pass	Chk Pass	Chk Pass	Chk Pass	Chk Pass
High Limit							
Low Limit							

Elem	Cd2288	Co2286	Cr2677	Cu3273	Fe2599	K_7664	Li6707
IS Ref	(Y_2243)	(In2306)	(Y_3600)	(Y_3600)	(Y_3710)	(Y_3710)	(Y_3710)
Units	ppb	ppb	ppb	ppb	ppb	ppb	ppb
Avg	47.69	530.35	382.04	1067.5	153590.	58965.	1430.4
Stddev	.32	4.51	1.12	1.9	217.	95.	6.9
%RSD	.6634	.84985	.29373	.17525	.14106	.16166	.48468
Check ?	Chk Pass	Chk Pass	Chk Pass	Chk Pass	Chk Pass	Chk Pass	Chk Pass
High Limit							
Low Limit							

Elem	Mg2790	Mn2576	Mo2020	Na5895	Ni2316	Pb2203	Sb2175
IS Ref	(Y_3710)	(Y_3600)	(Y_2243)	(Y_3710)	(In2306)	(Y_2243)	(Y_2243)
Units	ppb	ppb	ppb	ppb	ppb	ppb	ppb
Avg	117300.	4146.5	855.32	47152.	697.37	778.07	186.5
Stddev	131.	8.0	7.55	39.	5.45	5.22	1.6
%RSD	.11201	.19178	.88325	.08213	.78110	.67125	.8486
Check ?	Chk Pass	Chk Pass	Chk Pass	Chk Pass	Chk Pass	Chk Pass	Chk Pass
High Limit							
Low Limit							

PDF created with pdfFactory Pro trial version www.pdffactory.com

Sample Name: 240-67494-c-1-b ms Acquired: 8/1/2016 19:12:41 Type: Unk
Method: ICP I9 Method 200.7-6010(v140) Mode: CONC Corr. Factor: 1.000000
User: analyst Custom ID1: Custom ID2: Custom ID3:
Comment:

Elem	Se1960	Sn1899	Ti3372	Tl1908	V_2908	Zn2062	Si2516
IS Ref	(Y_2243)	(In2306)	(Y_3600)	(In2306)	(Y_3710)	(In2306)	(Y_3710)
Units	ppb	ppb	ppb	ppb	ppb	ppb	ppb
Avg	1769.7	1881.0	1822.5	1811.5	621.13	1683.3	9688.7
Stddev	8.5	13.3	3.3	10.0	2.18	11.2	75.7
%RSD	.48092	.70590	.18259	.55170	.35113	.66777	.78142
Check ?	Chk Pass	Chk Pass	Chk Pass	Chk Pass	Chk Pass	Chk Pass	Chk Pass
High Limit							
Low Limit							

Elem	Sr3464
IS Ref	(Y_3710)
Units	ppb
Avg	3277.5
Stddev	6.4
%RSD	.19635
Check ?	Chk Pass
High Limit	
Low Limit	

Int. Std.	In2306	Y_2243	Y_3600	Y_3710
Units	Cts/S	Cts/S	Cts/S	Cts/S
Avg	4859.5	3665.9	50503.	6992.8
Stddev	8.7	2.9	68.	9.2
%RSD	.17828	.07862	.13473	.13203
Check ?	Chk Pass	Chk Pass	Chk Pass	Chk Pass
Value	82.052%	99.480%	97.259%	103.09%
Range				

PDF created with pdfFactory Pro trial version www.pdffactory.com

Sample Name: 240-67494-c-1-c msd Acquired: 8/1/2016 19:16:37 Type: Unk
Method: ICP I9 Method 200.7-6010(v140) Mode: CONC Corr. Factor: 1.000000
User: analyst Custom ID1: Custom ID2: Custom ID3:
Comment:

Elem	Ag3280	Al3082	As1890	B_1826	Ba4554	Be3130	Ca3179
IS Ref	(Y_3600)	(Y_3710)	(Y_2243)	(Y_2243)	(Y_3710)	(Y_3710)	(Y_3710)
Units	ppb	ppb	ppb	ppb	ppb	ppb	ppb
Avg	44.544	100300.	1781.1	891.93	2448.1	47.431	461900.
Stddev	.180	280.	18.1	6.19	2.6	.165	4554.
%RSD	.40406	.27957	1.0161	.69423	.10429	.34754	.98584
Check ?	Chk Pass	Chk Pass	Chk Pass	Chk Pass	Chk Pass	Chk Pass	Chk Pass
High Limit							
Low Limit							

Elem	Cd2288	Co2286	Cr2677	Cu3273	Fe2599	K_7664	Li6707
IS Ref	(Y_2243)	(In2306)	(Y_3600)	(Y_3600)	(Y_3710)	(Y_3710)	(Y_3710)
Units	ppb	ppb	ppb	ppb	ppb	ppb	ppb
Avg	45.96	510.46	384.36	1011.0	148930.	56873.	1328.2
Stddev	.19	4.32	1.06	3.9	77.	142.	5.0
%RSD	.4200	.84640	.27544	.38430	.05162	.24979	.37658
Check ?	Chk Pass	Chk Pass	Chk Pass	Chk Pass	Chk Pass	Chk Pass	Chk Pass
High Limit							
Low Limit							

Elem	Mg2790	Mn2576	Mo2020	Na5895	Ni2316	Pb2203	Sb2175
IS Ref	(Y_3710)	(Y_3600)	(Y_2243)	(Y_3710)	(In2306)	(Y_2243)	(Y_2243)
Units	ppb	ppb	ppb	ppb	ppb	ppb	ppb
Avg	116690.	3889.6	818.28	45161.	675.59	738.90	180.1
Stddev	323.	24.9	9.49	83.	8.32	.96	2.6
%RSD	.27644	.63902	1.1594	.18334	1.2311	.12946	1.467
Check ?	Chk Pass	Chk Pass	Chk Pass	Chk Pass	Chk Pass	Chk Pass	Chk Pass
High Limit							
Low Limit							

PDF created with pdfFactory Pro trial version www.pdffactory.com

Sample Name: 240-67494-c-1-c msd Acquired: 8/1/2016 19:16:37 Type: Unk
Method: ICP I9 Method 200.7-6010(v140) Mode: CONC Corr. Factor: 1.000000
User: analyst Custom ID1: Custom ID2: Custom ID3:
Comment:

Elem	Se1960	Sn1899	Ti3372	Tl1908	V_2908	Zn2062	Si2516
IS Ref	(Y_2243)	(In2306)	(Y_3600)	(In2306)	(Y_3710)	(In2306)	(Y_3710)
Units	ppb	ppb	ppb	ppb	ppb	ppb	ppb
Avg	1687.2	1800.0	1754.2	1733.0	601.80	1573.7	8968.7
Stddev	11.4	18.0	3.3	12.5	3.16	13.6	50.0
%RSD	.67828	1.0002	.18624	.72094	.52561	.86187	.55772
Check ?	Chk Pass	Chk Pass	Chk Pass	Chk Pass	Chk Pass	Chk Pass	Chk Pass
High Limit							
Low Limit							

Elem	Sr3464
IS Ref	(Y_3710)
Units	ppb
Avg	3609.6
Stddev	12.7
%RSD	.35154
Check ?	Chk Pass
High Limit	
Low Limit	

Int. Std.	In2306	Y_2243	Y_3600	Y_3710
Units	Cts/S	Cts/S	Cts/S	Cts/S
Avg	4886.8	3672.6	50696.	7058.6
Stddev	10.9	4.3	100.	27.4
%RSD	.22230	.11833	.19730	.38784
Check ?	Chk Pass	Chk Pass	Chk Pass	Chk Pass
Value	82.512%	99.660%	97.630%	104.06%
Range				

PDF created with pdfFactory Pro trial version www.pdffactory.com

Sample Name: PDS 240-67494-c-1-a Acquired: 8/1/2016 19:20:34 Type: Unk
Method: ICP I9 Method 200.7-6010(v140) Mode: CONC Corr. Factor: 1.000000
User: analyst Custom ID1: Custom ID2: Custom ID3:
Comment:

Elem	Ag3280	Al3082	As1890	B_1826	Ba4554	Be3130	Ca3179
IS Ref	(Y_3600)	(Y_3710)	(Y_2243)	(Y_2243)	(Y_3710)	(Y_3710)	(Y_3710)
Units	ppb	ppb	ppb	ppb	ppb	ppb	ppb
Avg	43.687	80279.	1836.9	980.03	2451.0	48.654	469730.
Stddev	.166	657.	13.5	3.12	3.2	.358	7284.
%RSD	.38097	.81831	.73245	.31837	.13193	.73617	1.5506
Check ?	Chk Pass	Chk Pass	Chk Pass	Chk Pass	Chk Pass	Chk Pass	Chk Pass
High Limit							
Low Limit							

Elem	Cd2288	Co2286	Cr2677	Cu3273	Fe2599	K_7664	Li6707
IS Ref	(Y_2243)	(In2306)	(Y_3600)	(Y_3600)	(Y_3710)	(Y_3710)	(Y_3710)
Units	ppb	ppb	ppb	ppb	ppb	ppb	ppb
Avg	47.55	528.47	362.51	953.43	138940.	56724.	1274.3
Stddev	.33	4.86	1.26	2.44	406.	258.	5.5
%RSD	.6872	.91910	.34690	.25588	.29217	.45426	.42814
Check ?	Chk Pass	Chk Pass	Chk Pass	Chk Pass	Chk Pass	Chk Pass	Chk Pass
High Limit							
Low Limit							

Elem	Mg2790	Mn2576	Mo2020	Na5895	Ni2316	Pb2203	Sb2175
IS Ref	(Y_3710)	(Y_3600)	(Y_2243)	(Y_3710)	(In2306)	(Y_2243)	(Y_2243)
Units	ppb	ppb	ppb	ppb	ppb	ppb	ppb
Avg	102890.	3876.8	908.54	47341.	678.24	726.67	461.8
Stddev	490.	18.1	9.46	170.	6.16	3.54	2.4
%RSD	.47614	.46663	1.0412	.35941	.90792	.48741	.5139
Check ?	Chk Pass	Chk Pass	Chk Pass	Chk Pass	Chk Pass	Chk Pass	Chk Pass
High Limit							
Low Limit							

PDF created with pdfFactory Pro trial version www.pdffactory.com

Sample Name: PDS 240-67494-c-1-a Acquired: 8/1/2016 19:20:34 Type: Unk
Method: ICP I9 Method 200.7-6010(v140) Mode: CONC Corr. Factor: 1.000000
User: analyst Custom ID1: Custom ID2: Custom ID3:
Comment:

Elem	Se1960	Sn1899	Ti3372	Tl1908	V_2908	Zn2062	Si2516
IS Ref	(Y_2243)	(In2306)	(Y_3600)	(In2306)	(Y_3710)	(In2306)	(Y_3710)
Units	ppb	ppb	ppb	ppb	ppb	ppb	ppb
Avg	1811.4	2053.8	1723.6	1842.8	581.04	1528.5	5226.3
Stddev	12.4	19.3	1.2	12.8	2.91	11.7	74.6
%RSD	.68658	.94076	.06752	.69222	.50109	.76433	1.4282
Check ?	Chk Pass	Chk Pass	Chk Pass	Chk Pass	Chk Pass	Chk Pass	Chk Pass
High Limit							
Low Limit							

Elem	Sr3464
IS Ref	(Y_3710)
Units	ppb
Avg	3131.5
Stddev	9.7
%RSD	.30837
Check ?	Chk Pass
High Limit	
Low Limit	

Int. Std.	In2306	Y_2243	Y_3600	Y_3710
Units	Cts/S	Cts/S	Cts/S	Cts/S
Avg	4927.9	3677.9	50557.	7006.1
Stddev	2.0	2.7	87.	22.6
%RSD	.04039	.07291	.17207	.32272
Check ?	Chk Pass	Chk Pass	Chk Pass	Chk Pass
Value	83.207%	99.806%	97.364%	103.29%
Range				

PDF created with pdfFactory Pro trial version www.pdffactory.com

Sample Name: 240-67494-e-2-a Acquired: 8/1/2016 19:24:30 Type: Unk
Method: ICP I9 Method 200.7-6010(v140) Mode: CONC Corr. Factor: 1.000000
User: analyst Custom ID1: Custom ID2: Custom ID3:
Comment:

Elem	Ag3280	Al3082	As1890	B_1826	Ba4554	Be3130	Ca3179
IS Ref	(Y_3600)	(Y_3710)	(Y_2243)	(Y_2243)	(Y_3710)	(Y_3710)	(Y_3710)
Units	ppb	ppb	ppb	ppb	ppb	ppb	ppb
Avg	1.5844	98906.	56.568	59.011	659.86	4.7277	468680.
Stddev	.0963	543.	.994	.815	.74	.1254	6219.
%RSD	6.0777	.54933	1.7577	1.3815	.11282	2.6532	1.3270
Check ?	Chk Pass	Chk Pass	Chk Pass	Chk Pass	Chk Pass	Chk Pass	Chk Pass
High Limit							
Low Limit							

Elem	Cd2288	Co2286	Cr2677	Cu3273	Fe2599	K_7664	Li6707
IS Ref	(Y_2243)	(In2306)	(Y_3600)	(Y_3600)	(Y_3710)	(Y_3710)	(Y_3710)
Units	ppb	ppb	ppb	ppb	ppb	ppb	ppb
Avg	8.084	57.610	542.34	798.10	152570.	12177.	378.53
Stddev	.153	.481	.70	.54	359.	41.	1.30
%RSD	1.886	.83421	.12987	.06809	.23505	.33714	.34387
Check ?	Chk Pass	Chk Pass	Chk Pass	Chk Pass	Chk Pass	Chk Pass	Chk Pass
High Limit							
Low Limit							

Elem	Mg2790	Mn2576	Mo2020	Na5895	Ni2316	Pb2203	Sb2175
IS Ref	(Y_3710)	(Y_3600)	(Y_2243)	(Y_3710)	(In2306)	(Y_2243)	(Y_2243)
Units	ppb	ppb	ppb	ppb	ppb	ppb	ppb
Avg	60773.	2887.4	18.565	1565.9	289.91	225.02	-1.541
Stddev	103.	2.8	.273	10.0	.81	.86	1.435
%RSD	.16933	.09547	1.4714	.63827	.27808	.38231	93.10
Check ?	Chk Pass	Chk Pass	Chk Pass	Chk Pass	Chk Pass	Chk Pass	Chk Pass
High Limit							
Low Limit							

PDF created with pdfFactory Pro trial version www.pdffactory.com

Sample Name: 240-67494-e-2-a Acquired: 8/1/2016 19:24:30 Type: Unk
Method: ICP I9 Method 200.7-6010(v140) Mode: CONC Corr. Factor: 1.000000
User: analyst Custom ID1: Custom ID2: Custom ID3:
Comment:

Elem	Se1960	Sn1899	Ti3372	Tl1908	V_2908	Zn2062	Si2516
IS Ref	(Y_2243)	(In2306)	(Y_3600)	(In2306)	(Y_3710)	(In2306)	(Y_3710)
Units	ppb	ppb	ppb	ppb	ppb	ppb	ppb
Avg	8.6408	66.606	843.95	14.286	171.05	1513.3	4756.3
Stddev	1.5448	.287	1.57	1.579	2.61	5.3	4.2
%RSD	17.878	.43067	.18633	11.054	1.5280	.35340	.08904
Check ?	Chk Pass	Chk Pass	Chk Pass	Chk Pass	Chk Pass	Chk Pass	Chk Pass
High Limit							
Low Limit							

Elem	Sr3464
IS Ref	(Y_3710)
Units	ppb
Avg	1566.7
Stddev	7.5
%RSD	.47559
Check ?	Chk Pass
High Limit	
Low Limit	

Int. Std.	In2306	Y_2243	Y_3600	Y_3710
Units	Cts/S	Cts/S	Cts/S	Cts/S
Avg	5074.7	3711.0	51076.	7009.8
Stddev	20.0	20.5	140.	37.2
%RSD	.39459	.55140	.27401	.53096
Check ?	Chk Pass	Chk Pass	Chk Pass	Chk Pass
Value	85.687%	100.70%	98.364%	103.34%
Range				

PDF created with pdfFactory Pro trial version www.pdffactory.com

Sample Name: CRI-2454432 Acquired: 8/1/2016 19:28:39 Type: QC
Method: ICP I9 Method 200.7-6010(v140) Mode: CONC Corr. Factor: 1.000000
User: analyst Custom ID1: Custom ID2: Custom ID3:
Comment:

Elem	Ag3280	Al3082	As1890	B_1826	Ba4554	Be3130	Ca3179
IS Ref	(Y_3600)	(Y_3710)	(Y_2243)	(Y_2243)	(Y_3710)	(Y_3710)	(Y_3710)
Units	ppb	ppb	ppb	ppb	ppb	ppb	ppb
Avg	5.4011	218.92	16.228	211.82	10.473	5.2652	5353.0
Stddev	.2153	20.52	1.065	1.36	.174	.0484	18.5
%RSD	3.9868	9.3716	6.5650	.64368	1.6592	.91916	.34613
Check ?	Chk Pass	Chk Pass	Chk Pass	Chk Pass	Chk Pass	Chk Pass	Chk Pass
Value							
Range							

Elem	Cd2288	Co2286	Cr2677	Cu3273	Fe2599	K_7664	Li6707
IS Ref	(Y_2243)	(In2306)	(Y_3600)	(Y_3600)	(Y_3710)	(Y_3710)	(Y_3710)
Units	ppb	ppb	ppb	ppb	ppb	ppb	ppb
Avg	5.244	4.8200	5.0524	16.775	333.30	5162.0	F 193.93
Stddev	.129	.3099	.2017	.198	3.51	19.4	1.90
%RSD	2.461	6.4285	3.9929	1.1788	1.0531	.37525	.97796
Check ?	Chk Pass	Chk Pass	Chk Pass	Chk Pass	Chk Pass	Chk Pass	Chk Fail
Value							50.000
Range							30.500%

Elem	Mg2790	Mn2576	Mo2020	Na5895	Ni2316	Pb2203	Sb2175
IS Ref	(Y_3710)	(Y_3600)	(Y_2243)	(Y_3710)	(In2306)	(Y_2243)	(Y_2243)
Units	ppb	ppb	ppb	ppb	ppb	ppb	ppb
Avg	5307.9	15.866	9.5919	5307.7	24.842	10.196	9.914
Stddev	7.6	.130	.3183	6.9	.334	.911	2.449
%RSD	.14263	.82028	3.3181	.13017	1.3433	8.9332	24.70
Check ?	Chk Pass	Chk Pass	Chk Pass	Chk Pass	Chk Pass	Chk Pass	Chk Pass
Value							
Range							

PDF created with pdfFactory Pro trial version www.pdffactory.com

Sample Name: CRI-2454432 Acquired: 8/1/2016 19:28:39 Type: QC
Method: ICP I9 Method 200.7-6010(v140) Mode: CONC Corr. Factor: 1.000000
User: analyst Custom ID1: Custom ID2: Custom ID3:
Comment:

Elem	Se1960	Sn1899	Ti3372	Tl1908	V_2908	Zn2062	Si2516
IS Ref	(Y_2243)	(In2306)	(Y_3600)	(In2306)	(Y_3710)	(In2306)	(Y_3710)
Units	ppb	ppb	ppb	ppb	ppb	ppb	ppb
Avg	19.385	100.70	52.113	15.774	6.9188	42.342	483.49
Stddev	1.907	1.01	.195	.566	1.3436	.455	4.74
%RSD	9.8372	1.0023	.37494	3.5879	19.420	1.0757	.98101
Check ?	Chk Pass	Chk Pass	Chk Pass	Chk Pass	Chk Pass	Chk Pass	Chk Pass
Value							
Range							

Elem	Sr3464
IS Ref	(Y_3710)
Units	ppb
Avg	51.710
Stddev	2.434
%RSD	4.7059
Check ?	Chk Pass
Value	
Range	

Int. Std.	In2306	Y_2243	Y_3600	Y_3710
Units	Cts/S	Cts/S	Cts/S	Cts/S
Avg	5974.7	3751.2	52271.	6698.0
Stddev	5.0	8.3	118.	25.0
%RSD	.08363	.22154	.22532	.37362

PDF created with pdfFactory Pro trial version www.pdffactory.com

Sample Name: ICSA-2622662 Acquired: 8/1/2016 19:32:43 Type: QC
Method: ICP I9 Method 200.7-6010(v140) Mode: CONC Corr. Factor: 1.000000
User: analyst Custom ID1: Custom ID2: Custom ID3:
Comment:

Elem	Ag3280	Al3082	As1890	B_1826	Ba4554	Be3130	Ca3179
IS Ref	(Y_3600)	(Y_3710)	(Y_2243)	(Y_2243)	(Y_3710)	(Y_3710)	(Y_3710)
Units	ppb	ppb	ppb	ppb	ppb	ppb	ppb
Avg	-1.2009	496770.	-.54385	-2.3237	.20761	.00999	481500.
Stddev	.2772	1616.	2.8260	.8752	.24277	.09173	3685.
%RSD	23.083	.32529	519.62	37.667	116.94	918.36	.76521
Check ?	Chk Pass	Chk Pass	Chk Pass	Chk Pass	Chk Pass	Chk Pass	Chk Pass
High Limit							
Low Limit							

Elem	Cd2288	Co2286	Cr2677	Cu3273	Fe2599	K_7664	Li6707
IS Ref	(Y_2243)	(In2306)	(Y_3600)	(Y_3600)	(Y_3710)	(Y_3710)	(Y_3710)
Units	ppb	ppb	ppb	ppb	ppb	ppb	ppb
Avg	.5034	-.87284	2.6809	2.4396	186070.	224.87	F 254.61
Stddev	.2248	.03979	.4947	.2185	280.	11.02	4.83
%RSD	44.67	4.5591	18.452	8.9552	.15061	4.9004	1.8955
Check ?	Chk Pass	Chk Pass	Chk Pass	Chk Pass	Chk Pass	Chk Pass	Chk Fail
High Limit							50.000
Low Limit							-50.000

Elem	Mg2790	Mn2576	Mo2020	Na5895	Ni2316	Pb2203	Sb2175
IS Ref	(Y_3710)	(Y_3600)	(Y_2243)	(Y_3710)	(In2306)	(Y_2243)	(Y_2243)
Units	ppb	ppb	ppb	ppb	ppb	ppb	ppb
Avg	487610.	2.0760	-.80616	266.47	7.5048	2.0996	-3.205
Stddev	898.	.0665	.56796	3.41	.4098	.8328	3.089
%RSD	.18424	3.2014	70.452	1.2793	5.4612	39.664	96.40
Check ?	Chk Pass	Chk Pass	Chk Pass	Chk Pass	Chk Pass	Chk Pass	Chk Pass
High Limit							
Low Limit							

PDF created with pdfFactory Pro trial version www.pdffactory.com

Sample Name: ICSA-2622662 Acquired: 8/1/2016 19:32:43 Type: QC
Method: ICP I9 Method 200.7-6010(v140) Mode: CONC Corr. Factor: 1.000000
User: analyst Custom ID1: Custom ID2: Custom ID3:
Comment:

Elem	Se1960	Sn1899	Ti3372	Tl1908	V_2908	Zn2062	Si2516
IS Ref	(Y_2243)	(In2306)	(Y_3600)	(In2306)	(Y_3710)	(In2306)	(Y_3710)
Units	ppb	ppb	ppb	ppb	ppb	ppb	ppb
Avg	-3.8087	3.1160	-.31400	3.2770	-3.0524	6.2589	-40.031
Stddev	2.6132	1.3289	.11049	.3550	4.0217	.2108	1.294
%RSD	68.611	42.646	35.188	10.834	131.76	3.3674	3.2324
Check ?	Chk Pass	Chk Pass	Chk Pass	Chk Pass	Chk Pass	Chk Pass	Chk Pass
High Limit							
Low Limit							

Elem	Sr3464
IS Ref	(Y_3710)
Units	ppb
Avg	9.9809
Stddev	3.4057
%RSD	34.122
Check ?	Chk Pass
High Limit	
Low Limit	

Int. Std.	In2306	Y_2243	Y_3600	Y_3710
Units	Cts/S	Cts/S	Cts/S	Cts/S
Avg	4762.5	3331.0	45203.	6414.6
Stddev	5.4	5.3	99.	15.6
%RSD	.11339	.15990	.21950	.24338

PDF created with pdfFactory Pro trial version www.pdffactory.com

Sample Name: ICSAB-2562121 Acquired: 8/1/2016 19:36:45 Type: QC
Method: ICP I9 Method 200.7-6010(v140) Mode: CONC Corr. Factor: 1.000000
User: analyst Custom ID1: Custom ID2: Custom ID3:
Comment:

Elem	Ag3280	Al3082	As1890	B_1826	Ba4554	Be3130	Ca3179
IS Ref	(Y_3600)	(Y_3710)	(Y_2243)	(Y_2243)	(Y_3710)	(Y_3710)	(Y_3710)
Units	ppb	ppb	ppb	ppb	ppb	ppb	ppb
Avg	1086.0	497530.	1001.1	500.29	482.81	484.13	489420.
Stddev	.9	144.	6.2	2.95	.41	1.04	2449.
%RSD	.08167	.02903	.62300	.58935	.08430	.21529	.50035
Check ?	Chk Pass	Chk Pass	Chk Pass	Chk Pass	Chk Pass	Chk Pass	Chk Pass
Value							
Range							

Elem	Cd2288	Co2286	Cr2677	Cu3273	Fe2599	K_7664	Li6707
IS Ref	(Y_2243)	(In2306)	(Y_3600)	(Y_3600)	(Y_3710)	(Y_3710)	(Y_3710)
Units	ppb	ppb	ppb	ppb	ppb	ppb	ppb
Avg	1023.	484.45	470.49	514.02	188380.	10559.	F 742.12
Stddev	6.	3.53	1.42	1.34	188.	18.	1.91
%RSD	.5662	.72842	.30080	.26102	.09988	.17244	.25750
Check ?	Chk Pass	Chk Pass	Chk Pass	Chk Pass	Chk Pass	Chk Pass	Chk Fail
Value							500.00
Range							20.500%

Elem	Mg2790	Mn2576	Mo2020	Na5895	Ni2316	Pb2203	Sb2175
IS Ref	(Y_3710)	(Y_3600)	(Y_2243)	(Y_3710)	(In2306)	(Y_2243)	(Y_2243)
Units	ppb	ppb	ppb	ppb	ppb	ppb	ppb
Avg	490270.	473.67	959.97	10587.	934.33	888.04	1003.
Stddev	243.	1.90	8.04	7.	6.60	3.33	6.
%RSD	.04951	.40114	.83743	.06641	.70620	.37501	.6313
Check ?	Chk Pass	Chk Pass	Chk Pass	Chk Pass	Chk Pass	Chk Pass	Chk Pass
Value							
Range							

PDF created with pdfFactory Pro trial version www.pdffactory.com

Sample Name: ICSAB-2562121 Acquired: 8/1/2016 19:36:45 Type: QC
Method: ICP I9 Method 200.7-6010(v140) Mode: CONC Corr. Factor: 1.000000
User: analyst Custom ID1: Custom ID2: Custom ID3:
Comment:

Elem	Se1960	Sn1899	Ti3372	Tl1908	V_2908	Zn2062	Si2516
IS Ref	(Y_2243)	(In2306)	(Y_3600)	(In2306)	(Y_3710)	(In2306)	(Y_3710)
Units	ppb	ppb	ppb	ppb	ppb	ppb	ppb
Avg	993.05	505.18	496.52	935.52	469.96	1004.8	9872.6
Stddev	7.89	4.10	1.80	3.89	2.99	6.1	18.3
%RSD	.79502	.81110	.36234	.41552	.63672	.60217	.18552
Check ?	Chk Pass	Chk Pass	Chk Pass	Chk Pass	Chk Pass	Chk Pass	Chk Pass
Value							
Range							

Elem	Sr3464
IS Ref	(Y_3710)
Units	ppb
Avg	1437.1
Stddev	1.6
%RSD	.11001
Check ?	Chk Pass
Value	
Range	

Int. Std.	In2306	Y_2243	Y_3600	Y_3710
Units	Cts/S	Cts/S	Cts/S	Cts/S
Avg	4707.7	3318.2	45159.	6456.4
Stddev	7.1	5.1	183.	15.5
%RSD	.15057	.15298	.40632	.24051

PDF created with pdfFactory Pro trial version www.pdffactory.com

Sample Name: 240-67619-i-3-b@2 Acquired: 8/1/2016 19:40:33 Type: Unk
Method: ICP I9 Method 200.7-6010(v140) Mode: CONC Corr. Factor: 1.000000
User: analyst Custom ID1: Custom ID2: Custom ID3:
Comment:

Elem	Ag3280	Al3082	As1890	B_1826	Ba4554	Be3130
IS Ref	(Y_3600)	(Y_3710)	(Y_2243)	(Y_2243)	(Y_3710)	(Y_3710)
Units	ppb	ppb	ppb	ppb	ppb	ppb
Avg	W 138.54	483.41	255.73	F 44396.	241.50	.01385
Stddev	.45	20.12	3.36	651.	.14	.04795
%RSD	.32268	4.1629	1.3154	1.4658	.05851	346.10
Check ?	Chk Warn	Chk Pass	Chk Pass	Chk Fail	Chk Pass	Chk Pass
High Limit	100.00			20000.		
Low Limit	-500000.			-500000.		

Elem	Ca3179	Cd2288	Co2286	Cr2677	Cu3273	Fe2599
IS Ref	(Y_3710)	(Y_2243)	(In2306)	(Y_3600)	(Y_3600)	(Y_3710)
Units	ppb	ppb	ppb	ppb	ppb	ppb
Avg	285140.	F 7119.	7.9238	13.876	1086.4	70.476
Stddev	1687.	136.	.3035	.492	5.1	1.126
%RSD	.59147	1.913	3.8299	3.5439	.47226	1.5976
Check ?	Chk Pass	Chk Fail	Chk Pass	Chk Pass	Chk Pass	Chk Pass
High Limit		2000.				
Low Limit		-500000.				

Elem	K_7664	Li6707	Mg2790	Mn2576	Mo2020	Na5895
IS Ref	(Y_3710)	(Y_3710)	(Y_3710)	(Y_3600)	(Y_2243)	(Y_3710)
Units	ppb	ppb	ppb	ppb	ppb	ppb
Avg	F 3170200.	38317.	45545.	609.81	927.92	F 1802300.
Stddev	154210.	149.	566.	1.90	19.42	138060.
%RSD	4.8643	.38828	1.2429	.31132	2.0931	7.6603
Check ?	Chk Fail	Chk Pass	Chk Pass	Chk Pass	Chk Pass	Chk Fail
High Limit	500000.					500000.
Low Limit	-500000.					-500000.

PDF created with pdfFactory Pro trial version www.pdffactory.com

Sample Name: 240-67619-i-3-b@2 Acquired: 8/1/2016 19:40:33 Type: Unk
Method: ICP I9 Method 200.7-6010(v140) Mode: CONC Corr. Factor: 1.000000
User: analyst Custom ID1: Custom ID2: Custom ID3:
Comment:

Elem	Ni2316	Pb2203	Sb2175	Se1960	Sn1899	Ti3372
IS Ref	(In2306)	(Y_2243)	(Y_2243)	(Y_2243)	(In2306)	(Y_3600)
Units	ppb	ppb	ppb	ppb	ppb	ppb
Avg	47.575	568.05	2848.	286.44	4.6846	17.429
Stddev	.671	8.41	62.	7.58	.1636	.131
%RSD	1.4102	1.4797	2.179	2.6479	3.4917	.75416
Check ?	Chk Pass	Chk Pass	Chk Pass	Chk Pass	Chk Pass	Chk Pass
High Limit						
Low Limit						

Elem	Tl1908	V_2908	Zn2062	Si2516	Sr3464
IS Ref	(In2306)	(Y_3710)	(In2306)	(Y_3710)	(Y_3710)
Units	ppb	ppb	ppb	ppb	ppb
Avg	261.83	27.024	2870.8	2630.5	1389.5
Stddev	4.32	.988	53.7	9.5	9.2
%RSD	1.6486	3.6549	1.8695	.36218	.66012
Check ?	Chk Pass	Chk Pass	Chk Pass	Chk Pass	Chk Pass
High Limit					
Low Limit					

Int. Std.	In2306	Y_2243	Y_3600	Y_3710
Units	Cts/S	Cts/S	Cts/S	Cts/S
Avg	W 2869.4	2262.5	29640.	5498.2
Stddev	9.4	3.8	10.	34.4
%RSD	.32603	.16819	.03339	.62477
Check ?	Chk Warn	Chk Pass	Chk Pass	Chk Pass
Value	48.450%	61.396%	57.081%	81.058%
Range	-50.500%			

PDF created with pdfFactory Pro trial version www.pdffactory.com

Sample Name: 240-67619-i-3-b@20 Acquired: 8/1/2016 19:44:54 Type: Unk
Method: ICP I9 Method 200.7-6010(v140) Mode: CONC Corr. Factor: 1.000000
User: analyst Custom ID1: Custom ID2: Custom ID3:
Comment:

Elem	Ag3280	Al3082	As1890	B_1826	Ba4554	Be3130
IS Ref	(Y_3600)	(Y_3710)	(Y_2243)	(Y_2243)	(Y_3710)	(Y_3710)
Units	ppb	ppb	ppb	ppb	ppb	ppb
Avg	10.147	44.803	23.600	4388.7	24.153	-.02866
Stddev	.128	27.970	.480	34.0	.273	.10442
%RSD	1.2661	62.430	2.0339	.77529	1.1294	364.40
Check ?	Chk Pass	Chk Pass	Chk Pass	Chk Pass	Chk Pass	Chk Pass
High Limit						
Low Limit						

Elem	Ca3179	Cd2288	Co2286	Cr2677	Cu3273	Fe2599
IS Ref	(Y_3710)	(Y_2243)	(In2306)	(Y_3600)	(Y_3600)	(Y_3710)
Units	ppb	ppb	ppb	ppb	ppb	ppb
Avg	31119.	586.2	.83015	1.8961	94.464	8.1183
Stddev	81.	5.3	.26071	.5064	.401	1.0577
%RSD	.26156	.9109	31.405	26.709	.42408	13.029
Check ?	Chk Pass	Chk Pass	Chk Pass	Chk Pass	Chk Pass	Chk Pass
High Limit						
Low Limit						

Elem	K_7664	Li6707	Mg2790	Mn2576	Mo2020	Na5895
IS Ref	(Y_3710)	(Y_3710)	(Y_3710)	(Y_3600)	(Y_2243)	(Y_3710)
Units	ppb	ppb	ppb	ppb	ppb	ppb
Avg	401900.	2810.6	5104.1	65.906	101.08	F 1240800.
Stddev	2181.	8.0	17.7	.187	1.15	11365.
%RSD	.54272	.28411	.34630	.28411	1.1380	.91596
Check ?	Chk Pass	Chk Pass	Chk Pass	Chk Pass	Chk Pass	Chk Fail
High Limit						500000.
Low Limit						-500000.

PDF created with pdfFactory Pro trial version www.pdffactory.com

Sample Name: 240-67619-i-3-b@20 Acquired: 8/1/2016 19:44:54 Type: Unk
Method: ICP I9 Method 200.7-6010(v140) Mode: CONC Corr. Factor: 1.000000
User: analyst Custom ID1: Custom ID2: Custom ID3:
Comment:

Elem	Ni2316	Pb2203	Sb2175	Se1960	Sn1899	Ti3372
IS Ref	(In2306)	(Y_2243)	(Y_2243)	(Y_2243)	(In2306)	(Y_3600)
Units	ppb	ppb	ppb	ppb	ppb	ppb
Avg	5.4154	65.033	242.9	19.815	.17875	1.9882
Stddev	.2099	.801	2.3	2.155	.42866	.4987
%RSD	3.8754	1.2320	.9624	10.877	239.81	25.084
Check ?	Chk Pass	Chk Pass	Chk Pass	Chk Pass	Chk Pass	Chk Pass
High Limit						
Low Limit						

Elem	Tl1908	V_2908	Zn2062	Si2516	Sr3464
IS Ref	(In2306)	(Y_3710)	(In2306)	(Y_3710)	(Y_3710)
Units	ppb	ppb	ppb	ppb	ppb
Avg	28.931	4.2843	292.95	213.49	149.64
Stddev	1.148	2.5405	3.55	11.02	4.41
%RSD	3.9691	59.298	1.2133	5.1617	2.9465
Check ?	Chk Pass	Chk Pass	Chk Pass	Chk Pass	Chk Pass
High Limit					
Low Limit					

Int. Std.	In2306	Y_2243	Y_3600	Y_3710
Units	Cts/S	Cts/S	Cts/S	Cts/S
Avg	4474.1	3208.9	41695.	6306.7
Stddev	1.2	6.9	37.	3.6
%RSD	.02619	.21424	.08977	.05664
Check ?	Chk Pass	Chk Pass	Chk Pass	Chk Pass
Value	75.544%	87.078%	80.298%	92.978%
Range				

PDF created with pdfFactory Pro trial version www.pdffactory.com

Sample Name: CCV-2632473 Acquired: 8/1/2016 19:49:02 Type: QC
Method: ICP I9 Method 200.7-6010(v140) Mode: CONC Corr. Factor: 1.000000
User: analyst Custom ID1: Custom ID2: Custom ID3:
Comment:

Elem	Ag3280	Al3082	As1890	B_1826	Ba4554	Be3130	Ca3179	Cd2288
IS Ref	(Y_3600)	(Y_3710)	(Y_2243)	(Y_2243)	(Y_3710)	(Y_3710)	(Y_3710)	(Y_2243)
Units	ppb	ppb	ppb	ppb	ppb	ppb	ppb	ppb
Avg	1023.2	25075.	496.20	5187.8	1965.4	2030.4	52008.	504.7
Stddev	1.2	124.	1.27	5.7	3.5	10.3	318.	1.4
%RSD	.11253	.49442	.25557	.11052	.17612	.50843	.61136	.2773
Check ?	Chk Pass	Chk Pass	Chk Pass	Chk Pass	Chk Pass	Chk Pass	Chk Pass	Chk Pass
Value								
Range								

Elem	Co2286	Cr2677	Cu3273	Fe2599	K_7664	Li6707	Mg2790	Mn2576
IS Ref	(In2306)	(Y_3600)	(Y_3600)	(Y_3710)	(Y_3710)	(Y_3710)	(Y_3710)	(Y_3600)
Units	ppb	ppb	ppb	ppb	ppb	ppb	ppb	ppb
Avg	1983.3	1938.5	1971.2	25244.	51653.	5000.0	50122.	1925.9
Stddev	5.1	4.3	4.4	69.	108.	8.5	175.	2.8
%RSD	.25893	.22430	.22117	.27320	.20836	.16993	.34942	.14740
Check ?	Chk Pass	Chk Pass	Chk Pass	Chk Pass	Chk Pass	Chk Pass	Chk Pass	Chk Pass
Value								
Range								

Elem	Mo2020	Na5895	Ni2316	Pb2203	Sb2175	Se1960	Sn1899	Ti3372
IS Ref	(Y_2243)	(Y_3710)	(In2306)	(Y_2243)	(Y_2243)	(Y_2243)	(In2306)	(Y_3600)
Units	ppb	ppb	ppb	ppb	ppb	ppb	ppb	ppb
Avg	1996.7	46482.	1998.8	480.56	517.2	507.83	5108.1	4998.4
Stddev	9.0	142.	5.5	.75	2.5	2.92	16.2	47.7
%RSD	.45072	.30489	.27385	.15652	.4858	.57571	.31678	.95484
Check ?	Chk Pass	Chk Pass	Chk Pass	Chk Pass	Chk Pass	Chk Pass	Chk Pass	Chk Pass
Value								
Range								

PDF created with pdfFactory Pro trial version www.pdffactory.com

Sample Name: CCV-2632473 Acquired: 8/1/2016 19:49:02 Type: QC
Method: ICP I9 Method 200.7-6010(v140) Mode: CONC Corr. Factor: 1.000000
User: analyst Custom ID1: Custom ID2: Custom ID3:
Comment:

Elem	Tl1908	V_2908	Zn2062	Si2516	Sr3464
IS Ref	(In2306)	(Y_3710)	(In2306)	(Y_3710)	(Y_3710)
Units	ppb	ppb	ppb	ppb	ppb
Avg	998.58	1990.0	2050.6	5191.6	4986.9
Stddev	4.33	12.7	4.9	52.1	18.2
%RSD	.43360	.64055	.23946	1.0027	.36570
Check ?	Chk Pass	Chk Pass	Chk Pass	Chk Pass	Chk Pass
Value					
Range					

Int. Std.	In2306	Y_2243	Y_3600	Y_3710
Units	Cts/S	Cts/S	Cts/S	Cts/S
Avg	5349.7	3585.1	49582.	6582.3
Stddev	7.4	3.7	50.	27.8
%RSD	.13901	.10207	.10035	.42194

PDF created with pdfFactory Pro trial version www.pdffactory.com

Sample Name: CCB Acquired: 8/1/2016 19:52:53 Type: QC
Method: ICP I9 Method 200.7-6010(v140) Mode: CONC Corr. Factor: 1.000000
User: analyst Custom ID1: Custom ID2: Custom ID3:
Comment:

Elem	Ag3280	Al3082	As1890	B_1826	Ba4554	Be3130	Ca3179
IS Ref	(Y_3600)	(Y_3710)	(Y_2243)	(Y_2243)	(Y_3710)	(Y_3710)	(Y_3710)
Units	ppb	ppb	ppb	ppb	ppb	ppb	ppb
Avg	.29434	-10.159	.82941	25.743	.27201	.07744	-.42674
Stddev	.22375	5.170	.85606	1.076	.21829	.05232	5.5990
%RSD	76.018	50.896	103.21	4.1786	80.248	67.564	1312.0
Check ?	Chk Pass	Chk Pass	Chk Pass	Chk Pass	Chk Pass	Chk Pass	Chk Pass
High Limit							
Low Limit							

Elem	Cd2288	Co2286	Cr2677	Cu3273	Fe2599	K_7664	Li6707
IS Ref	(Y_2243)	(In2306)	(Y_3600)	(Y_3600)	(Y_3710)	(Y_3710)	(Y_3710)
Units	ppb	ppb	ppb	ppb	ppb	ppb	ppb
Avg	.1535	-.07662	.17941	1.2519	2.6402	F 2790.4	F 132.47
Stddev	.0761	.14512	.09451	.1623	2.4544	53.0	4.36
%RSD	49.55	189.41	52.678	12.961	92.965	1.9000	3.2893
Check ?	Chk Pass	Chk Pass	Chk Pass	Chk Pass	Chk Pass	Chk Fail	Chk Fail
High Limit						1000.0	50.000
Low Limit						-1000.0	-50.000

Elem	Mg2790	Mn2576	Mo2020	Na5895	Ni2316	Pb2203	Sb2175
IS Ref	(Y_3710)	(Y_3600)	(Y_2243)	(Y_3710)	(In2306)	(Y_2243)	(Y_2243)
Units	ppb	ppb	ppb	ppb	ppb	ppb	ppb
Avg	-14.741	.03580	2.4168	F 2667.2	-.37138	-.71142	-.2335
Stddev	4.936	.02068	.2057	45.9	.38260	.55715	1.380
%RSD	33.483	57.777	8.5115	1.7216	103.02	78.316	591.0
Check ?	Chk Pass	Chk Pass	Chk Pass	Chk Fail	Chk Pass	Chk Pass	Chk Pass
High Limit				1000.0			
Low Limit				-1000.0			

PDF created with pdfFactory Pro trial version www.pdffactory.com

Sample Name: CCB Acquired: 8/1/2016 19:52:53 Type: QC
Method: ICP I9 Method 200.7-6010(v140) Mode: CONC Corr. Factor: 1.000000
User: analyst Custom ID1: Custom ID2: Custom ID3:
Comment:

Elem	Se1960	Sn1899	Ti3372	Tl1908	V_2908	Zn2062	Si2516
IS Ref	(Y_2243)	(In2306)	(Y_3600)	(In2306)	(Y_3710)	(In2306)	(Y_3710)
Units	ppb	ppb	ppb	ppb	ppb	ppb	ppb
Avg	-.41907	.28202	1.2692	.66478	3.8134	-.15426	-44.598
Stddev	1.8977	.20048	.1064	.51105	2.0556	.05760	4.709
%RSD	452.83	71.088	8.3866	76.874	53.905	37.338	10.559
Check ?	Chk Pass	Chk Pass	Chk Pass	Chk Pass	Chk Pass	Chk Pass	Chk Pass
High Limit							
Low Limit							

Elem	Sr3464
IS Ref	(Y_3710)
Units	ppb
Avg	-1.9885
Stddev	5.0082
%RSD	251.86
Check ?	Chk Pass
High Limit	
Low Limit	

Int. Std.	In2306	Y_2243	Y_3600	Y_3710
Units	Cts/S	Cts/S	Cts/S	Cts/S
Avg	6017.3	3735.1	52339.	6557.3
Stddev	11.9	5.7	82.	70.8
%RSD	.19729	.15334	.15741	1.0801

PDF created with pdfFactory Pro trial version www.pdffactory.com

Sample Name: 190-11225-a-1-a@20 Acquired: 8/1/2016 19:57:01 Type: Unk
Method: ICP I9 Method 200.7-6010(v140) Mode: CONC Corr. Factor: 1.000000
User: analyst Custom ID1: Custom ID2: Custom ID3:
Comment:

Elem	Ag3280	Al3082	As1890	B_1826	Ba4554	Be3130	Ca3179	Cd2288
IS Ref	(Y_3600)	(Y_3710)	(Y_2243)	(Y_2243)	(Y_3710)	(Y_3710)	(Y_3710)	(Y_2243)
Units	ppb	ppb	ppb	ppb	ppb	ppb	ppb	ppb
Avg	1.3208	386.39	.96997	23.724	57.382	-.00988	9497.4	.2323
Stddev	.1234	17.65	.98403	.682	.168	.06057	62.7	.0048
%RSD	9.3444	4.5678	101.45	2.8747	.29347	612.98	.66030	2.046
Check ?	Chk Pass	Chk Pass	Chk Pass	Chk Pass	Chk Pass	Chk Pass	Chk Pass	Chk Pass
High Limit								
Low Limit								

Elem	Co2286	Cr2677	Cu3273	Fe2599	K_7664	Li6707	Mg2790	Mn2576
IS Ref	(In2306)	(Y_3600)	(Y_3600)	(Y_3710)	(Y_3710)	(Y_3710)	(Y_3710)	(Y_3600)
Units	ppb	ppb	ppb	ppb	ppb	ppb	ppb	ppb
Avg	3.1797	136.04	8.3425	1395.6	2024.4	104.42	1518.3	2140.9
Stddev	.0846	.39	.3901	3.0	18.0	.75	32.2	3.0
%RSD	2.6618	.28708	4.6757	.21738	.89001	.71938	2.1217	.13940
Check ?	Chk Pass	Chk Pass	Chk Pass	Chk Pass	Chk Pass	Chk Pass	Chk Pass	Chk Pass
High Limit								
Low Limit								

Elem	Mo2020	Na5895	Ni2316	Pb2203	Sb2175	Se1960	Sn1899	Ti3372
IS Ref	(Y_2243)	(Y_3710)	(In2306)	(Y_2243)	(Y_2243)	(Y_2243)	(In2306)	(Y_3600)
Units	ppb	ppb	ppb	ppb	ppb	ppb	ppb	ppb
Avg	8.6819	5313.7	696.70	1.0444	-.5994	-1.4925	125.94	6.6868
Stddev	.2023	29.3	8.23	.6807	.6746	1.4508	1.59	.1107
%RSD	2.3303	.55087	1.1817	65.172	112.5	97.207	1.2608	1.6556
Check ?	Chk Pass	Chk Pass	Chk Pass	Chk Pass	Chk Pass	Chk Pass	Chk Pass	Chk Pass
High Limit								
Low Limit								

PDF created with pdfFactory Pro trial version www.pdffactory.com

Sample Name: 190-11225-a-1-a@20 Acquired: 8/1/2016 19:57:01 Type: Unk
Method: ICP I9 Method 200.7-6010(v140) Mode: CONC Corr. Factor: 1.000000
User: analyst Custom ID1: Custom ID2: Custom ID3:
Comment:

Elem	Tl1908	V_2908	Zn2062	Si2516	Sr3464
IS Ref	(In2306)	(Y_3710)	(In2306)	(Y_3710)	(Y_3710)
Units	ppb	ppb	ppb	ppb	ppb
Avg	7.8758	.20122	4763.0	141.90	43.126
Stddev	1.0110	.93079	43.4	3.15	1.089
%RSD	12.837	462.58	.91043	2.2210	2.5239
Check ?	Chk Pass	Chk Pass	Chk Pass	Chk Pass	Chk Pass
High Limit					
Low Limit					

Int. Std.	In2306	Y_2243	Y_3600	Y_3710
Units	Cts/S	Cts/S	Cts/S	Cts/S
Avg	6028.7	4012.0	56025.	7184.4
Stddev	7.2	4.6	152.	37.9
%RSD	.11913	.11515	.27172	.52741
Check ?	Chk Pass	Chk Pass	Chk Pass	Chk Pass
Value	101.79%	108.87%	107.89%	105.92%
Range				

PDF created with pdfFactory Pro trial version www.pdffactory.com

Sample Name: 190-11225-a-2-a Acquired: 8/1/2016 20:01:01 Type: Unk
Method: ICP I9 Method 200.7-6010(v140) Mode: CONC Corr. Factor: 1.000000
User: analyst Custom ID1: Custom ID2: Custom ID3:
Comment:

Elem	Ag3280	Al3082	As1890	B_1826	Ba4554	Be3130	Ca3179	Cd2288
IS Ref	(Y_3600)	(Y_3710)	(Y_2243)	(Y_2243)	(Y_3710)	(Y_3710)	(Y_3710)	(Y_2243)
Units	ppb	ppb	ppb	ppb	ppb	ppb	ppb	ppb
Avg	.23100	83.318	2.3440	119.12	9.4952	.00624	15014.	-.0407
Stddev	.01703	4.623	2.0398	1.48	.1155	.08093	45.	.0917
%RSD	7.3704	5.5484	87.025	1.2429	1.2168	1296.3	.30253	225.4
Check ?	Chk Pass	Chk Pass	Chk Pass	Chk Pass	Chk Pass	Chk Pass	Chk Pass	Chk Pass
High Limit								
Low Limit								

Elem	Co2286	Cr2677	Cu3273	Fe2599	K_7664	Li6707	Mg2790	Mn2576
IS Ref	(In2306)	(Y_3600)	(Y_3600)	(Y_3710)	(Y_3710)	(Y_3710)	(Y_3710)	(Y_3600)
Units	ppb	ppb	ppb	ppb	ppb	ppb	ppb	ppb
Avg	.81854	14.062	2.5362	97.438	5662.0	108.96	8339.1	489.03
Stddev	.10047	.348	.4883	.296	17.7	.71	62.3	1.02
%RSD	12.274	2.4748	19.252	.30337	.31215	.64850	.74715	.20961
Check ?	Chk Pass	Chk Pass	Chk Pass	Chk Pass	Chk Pass	Chk Pass	Chk Pass	Chk Pass
High Limit								
Low Limit								

Elem	Mo2020	Na5895	Ni2316	Pb2203	Sb2175	Se1960	Sn1899	Ti3372
IS Ref	(Y_2243)	(Y_3710)	(In2306)	(Y_2243)	(Y_2243)	(Y_2243)	(In2306)	(Y_3600)
Units	ppb	ppb	ppb	ppb	ppb	ppb	ppb	ppb
Avg	8.1476	87831.	535.73	.50491	.8987	-.36297	32.245	1.0655
Stddev	.1289	267.	4.70	.92340	.9734	1.7397	.561	.1196
%RSD	1.5816	.30433	.87804	182.88	108.3	479.30	1.7399	11.220
Check ?	Chk Pass	Chk Pass	Chk Pass	Chk Pass	Chk Pass	Chk Pass	Chk Pass	Chk Pass
High Limit								
Low Limit								

PDF created with pdfFactory Pro trial version www.pdffactory.com

Sample Name: 190-11225-a-2-a Acquired: 8/1/2016 20:01:01 Type: Unk
Method: ICP I9 Method 200.7-6010(v140) Mode: CONC Corr. Factor: 1.000000
User: analyst Custom ID1: Custom ID2: Custom ID3:
Comment:

Elem	Tl1908	V_2908	Zn2062	Si2516	Sr3464
IS Ref	(In2306)	(Y_3710)	(In2306)	(Y_3710)	(Y_3710)
Units	ppb	ppb	ppb	ppb	ppb
Avg	2.5257	1.4685	583.86	2454.1	52.291
Stddev	1.1382	2.5934	3.79	29.5	3.474
%RSD	45.064	176.60	.64948	1.2012	6.6436
Check ?	Chk Pass	Chk Pass	Chk Pass	Chk Pass	Chk Pass
High Limit					
Low Limit					

Int. Std.	In2306	Y_2243	Y_3600	Y_3710
Units	Cts/S	Cts/S	Cts/S	Cts/S
Avg	5716.7	3719.5	51911.	6881.3
Stddev	9.7	2.2	100.	17.6
%RSD	.16963	.05992	.19171	.25538
Check ?	Chk Pass	Chk Pass	Chk Pass	Chk Pass
Value	96.526%	100.93%	99.972%	101.45%
Range				

PDF created with pdfFactory Pro trial version www.pdffactory.com

Sample Name: mb 240-240192/1-a Acquired: 8/1/2016 20:05:02 Type: QC
Method: ICP I9 Method 200.7-6010(v140) Mode: CONC Corr. Factor: 1.000000
User: analyst Custom ID1: Custom ID2: Custom ID3:
Comment:

Elem	Ag3280	Al3082	As1890	B_1826	Ba4554	Be3130	Ca3179
IS Ref	(Y_3600)	(Y_3710)	(Y_2243)	(Y_2243)	(Y_3710)	(Y_3710)	(Y_3710)
Units	ppb	ppb	ppb	ppb	ppb	ppb	ppb
Avg	-.03491	10.939	1.2643	18.904	1.2026	.00782	261.47
Stddev	.23201	30.308	.9147	.260	.1779	.01476	2.98
%RSD	664.63	277.07	72.350	1.3773	14.795	188.78	1.1405
Check ?	Chk Pass	Chk Pass	Chk Pass	Chk Pass	Chk Pass	Chk Pass	Chk Pass
High Limit							
Low Limit							

Elem	Cd2288	Co2286	Cr2677	Cu3273	Fe2599	K_7664	Li6707
IS Ref	(Y_2243)	(In2306)	(Y_3600)	(Y_3600)	(Y_3710)	(Y_3710)	(Y_3710)
Units	ppb	ppb	ppb	ppb	ppb	ppb	ppb
Avg	.0218	-.06070	-.13341	F 5.2683	9.4640	F 1071.0	F 71.981
Stddev	.0443	.20862	.16708	1.0179	.7257	4.9	1.186
%RSD	203.0	343.69	125.24	19.322	7.6685	.45750	1.6472
Check ?	Chk Pass	Chk Pass	Chk Pass	Chk Fail	Chk Pass	Chk Fail	Chk Fail
High Limit				5.0000		1000.0	50.000
Low Limit				-1000.0		-1000.0	-1000.0

Elem	Mg2790	Mn2576	Mo2020	Na5895	Ni2316	Pb2203	Sb2175
IS Ref	(Y_3710)	(Y_3600)	(Y_2243)	(Y_3710)	(In2306)	(Y_2243)	(Y_2243)
Units	ppb	ppb	ppb	ppb	ppb	ppb	ppb
Avg	63.693	1.1689	-.87210	F 1166.1	.00967	-.04906	-.8906
Stddev	12.446	.0582	.08952	24.5	.52240	1.2706	2.217
%RSD	19.540	4.9807	10.265	2.1037	5404.4	2589.6	248.9
Check ?	Chk Pass	Chk Pass	Chk Pass	Chk Fail	Chk Pass	Chk Pass	Chk Pass
High Limit				1000.0			
Low Limit				-1000.0			

PDF created with pdfFactory Pro trial version www.pdffactory.com

Sample Name: mb 240-240192/1-a Acquired: 8/1/2016 20:05:02 Type: QC
Method: ICP I9 Method 200.7-6010(v140) Mode: CONC Corr. Factor: 1.000000
User: analyst Custom ID1: Custom ID2: Custom ID3:
Comment:

Elem	Se1960	Sn1899	Ti3372	Tl1908	V_2908	Zn2062	Si2516
IS Ref	(Y_2243)	(In2306)	(Y_3600)	(In2306)	(Y_3710)	(In2306)	(Y_3710)
Units	ppb	ppb	ppb	ppb	ppb	ppb	ppb
Avg	-.53604	-.15549	-.26239	.23619	.53758	9.9540	96.000
Stddev	1.5736	.51721	.24688	.69666	1.2896	.1247	9.001
%RSD	293.56	332.64	94.088	294.95	239.88	1.2528	9.3764
Check ?	Chk Pass	Chk Pass	Chk Pass	Chk Pass	Chk Pass	Chk Pass	Chk Pass
High Limit							
Low Limit							

Elem	Sr3464
IS Ref	(Y_3710)
Units	ppb
Avg	.41183
Stddev	1.9085
%RSD	463.43
Check ?	Chk Pass
High Limit	
Low Limit	

Int. Std.	In2306	Y_2243	Y_3600	Y_3710
Units	Cts/S	Cts/S	Cts/S	Cts/S
Avg	6116.8	3798.9	52741.	6801.5
Stddev	11.6	8.4	1024.	34.9
%RSD	.18927	.22029	1.9416	.51335

PDF created with pdfFactory Pro trial version www.pdffactory.com

Sample Name: lcs 240-240192/2-a Acquired: 8/1/2016 20:09:08 Type: QC
Method: ICP I9 Method 200.7-6010(v140) Mode: CONC Corr. Factor: 1.000000
User: analyst Custom ID1: Custom ID2: Custom ID3:
Comment:

Elem	Ag3280	Al3082	As1890	B_1826	Ba4554	Be3130	Ca3179
IS Ref	(Y_3600)	(Y_3710)	(Y_2243)	(Y_2243)	(Y_3710)	(Y_3710)	(Y_3710)
Units	ppb	ppb	ppb	ppb	ppb	ppb	ppb
Avg	52.682	2055.0	2088.1	1088.4	1977.5	52.298	51871.
Stddev	.364	7.6	4.6	1.8	3.6	.129	127.
%RSD	.69020	.37038	.21801	.16846	.17986	.24624	.24557
Check ?	Chk Pass	Chk Pass	Chk Pass	Chk Pass	Chk Pass	Chk Pass	Chk Pass
Value							
Range							

Elem	Cd2288	Co2286	Cr2677	Cu3273	Fe2599	K_7664	Li6707
IS Ref	(Y_2243)	(In2306)	(Y_3600)	(Y_3600)	(Y_3710)	(Y_3710)	(Y_3710)
Units	ppb	ppb	ppb	ppb	ppb	ppb	ppb
Avg	51.49	499.05	199.35	259.46	1040.0	50291.	1062.2
Stddev	.24	2.16	.67	1.54	4.0	155.	2.2
%RSD	.4604	.43328	.33368	.59185	.38644	.30790	.21172
Check ?	Chk Pass	Chk Pass	Chk Pass	Chk Pass	Chk Pass	Chk Pass	Chk Pass
Value							
Range							

Elem	Mg2790	Mn2576	Mo2020	Na5895	Ni2316	Pb2203	Sb2175
IS Ref	(Y_3710)	(Y_3600)	(Y_2243)	(Y_3710)	(In2306)	(Y_2243)	(Y_2243)
Units	ppb	ppb	ppb	ppb	ppb	ppb	ppb
Avg	51051.	496.75	995.59	49462.	511.32	493.25	524.4
Stddev	164.	.09	5.16	135.	2.68	2.00	3.2
%RSD	.32097	.01873	.51828	.27255	.52334	.40631	.6167
Check ?	Chk Pass	Chk Pass	Chk Pass	Chk Pass	Chk Pass	Chk Pass	Chk Pass
Value							
Range							

PDF created with pdfFactory Pro trial version www.pdffactory.com

Sample Name: lcs 240-240192/2-a Acquired: 8/1/2016 20:09:08 Type: QC
Method: ICP I9 Method 200.7-6010(v140) Mode: CONC Corr. Factor: 1.000000
User: analyst Custom ID1: Custom ID2: Custom ID3:
Comment:

Elem	Se1960	Sn1899	Ti3372	Tl1908	V_2908	Zn2062	Si2516
IS Ref	(Y_2243)	(In2306)	(Y_3600)	(In2306)	(Y_3710)	(In2306)	(Y_3710)
Units	ppb	ppb	ppb	ppb	ppb	ppb	ppb
Avg	2136.9	2035.3	1021.0	1989.7	507.67	543.57	F 1189.6
Stddev	11.3	10.4	.7	11.9	5.70	2.48	5.3
%RSD	.53011	.51150	.06679	.59871	1.1229	.45659	.44515
Check ?	Chk Pass	Chk Pass	Chk Pass	Chk Pass	Chk Pass	Chk Pass	Chk Fail
Value							1000.0
Range							15.500%

Elem	Sr3464
IS Ref	(Y_3710)
Units	ppb
Avg	1010.4
Stddev	4.0
%RSD	.39627
Check ?	Chk Pass
Value	
Range	

Int. Std.	In2306	Y_2243	Y_3600	Y_3710
Units	Cts/S	Cts/S	Cts/S	Cts/S
Avg	5495.8	3623.9	50306.	6716.2
Stddev	4.7	1.7	21.	34.7
%RSD	.08488	.04673	.04107	.51649

PDF created with pdfFactory Pro trial version www.pdffactory.com

Sample Name: 240-67632-m-6-a Acquired: 8/1/2016 20:12:49 Type: Unk
Method: ICP I9 Method 200.7-6010(v140) Mode: CONC Corr. Factor: 1.000000
User: analyst Custom ID1: Custom ID2: Custom ID3:
Comment:

Elem	Ag3280	Al3082	As1890	B_1826	Ba4554	Be3130	Ca3179
IS Ref	(Y_3600)	(Y_3710)	(Y_2243)	(Y_2243)	(Y_3710)	(Y_3710)	(Y_3710)
Units	ppb	ppb	ppb	ppb	ppb	ppb	ppb
Avg	-.06919	5.5159	27.400	1296.4	19.077	-.07870	196090.
Stddev	.25399	5.4681	.965	9.9	.025	.08928	2003.
%RSD	367.09	99.134	3.5235	.76591	.13273	113.44	1.0217
Check ?	Chk Pass	Chk Pass	Chk Pass	Chk Pass	Chk Pass	Chk Pass	Chk Pass
High Limit							
Low Limit							

Elem	Cd2288	Co2286	Cr2677	Cu3273	Fe2599	K_7664	Li6707
IS Ref	(Y_2243)	(In2306)	(Y_3600)	(Y_3600)	(Y_3710)	(Y_3710)	(Y_3710)
Units	ppb	ppb	ppb	ppb	ppb	ppb	ppb
Avg	-.0713	7.9183	24.406	3.2547	811.70	22525.	144.62
Stddev	.0694	.1265	.257	.6386	4.57	90.	.91
%RSD	97.37	1.5972	1.0547	19.622	.56273	.40122	.62813
Check ?	Chk Pass	Chk Pass	Chk Pass	Chk Pass	Chk Pass	Chk Pass	Chk Pass
High Limit							
Low Limit							

Elem	Mg2790	Mn2576	Mo2020	Na5895	Ni2316	Pb2203	Sb2175
IS Ref	(Y_3710)	(Y_3600)	(Y_2243)	(Y_3710)	(In2306)	(Y_2243)	(Y_2243)
Units	ppb	ppb	ppb	ppb	ppb	ppb	ppb
Avg	70982.	250.87	4.1913	174190.	249.88	1.8625	.7373
Stddev	214.	.21	.0975	397.	2.44	1.3575	2.051
%RSD	.30112	.08345	2.3271	.22809	.97667	72.885	278.2
Check ?	Chk Pass	Chk Pass	Chk Pass	Chk Pass	Chk Pass	Chk Pass	Chk Pass
High Limit							
Low Limit							

PDF created with pdfFactory Pro trial version www.pdffactory.com

Sample Name: 240-67632-m-6-a Acquired: 8/1/2016 20:12:49 Type: Unk
Method: ICP I9 Method 200.7-6010(v140) Mode: CONC Corr. Factor: 1.000000
User: analyst Custom ID1: Custom ID2: Custom ID3:
Comment:

Elem	Se1960	Sn1899	Ti3372	Tl1908	V_2908	Zn2062	Si2516
IS Ref	(Y_2243)	(In2306)	(Y_3600)	(In2306)	(Y_3710)	(In2306)	(Y_3710)
Units	ppb	ppb	ppb	ppb	ppb	ppb	ppb
Avg	.65935	.44247	.24906	3.0000	2.2703	27.235	5401.1
Stddev	2.8411	.65320	.19802	.5696	1.9909	.098	23.5
%RSD	430.90	147.62	79.507	18.987	87.692	.35943	.43435
Check ?	Chk Pass	Chk Pass	Chk Pass	Chk Pass	Chk Pass	Chk Pass	Chk Pass
High Limit							
Low Limit							

Elem	Sr3464
IS Ref	(Y_3710)
Units	ppb
Avg	305.95
Stddev	.38
%RSD	.12319
Check ?	Chk Pass
High Limit	
Low Limit	

Int. Std.	In2306	Y_2243	Y_3600	Y_3710
Units	Cts/S	Cts/S	Cts/S	Cts/S
Avg	5250.5	3503.6	48323.	6628.3
Stddev	2.8	2.7	51.	28.0
%RSD	.05296	.07655	.10463	.42230
Check ?	Chk Pass	Chk Pass	Chk Pass	Chk Pass
Value	88.655%	95.075%	93.060%	97.719%
Range				

PDF created with pdfFactory Pro trial version www.pdffactory.com

Sample Name: SD 240-67632-m-6-a@5 Acquired: 8/1/2016 20:16:57 Type: Unk
Method: ICP I9 Method 200.7-6010(v140) Mode: CONC Corr. Factor: 1.000000
User: analyst Custom ID1: Custom ID2: Custom ID3:
Comment:

Elem	Ag3280	Al3082	As1890	B_1826	Ba4554	Be3130	Ca3179	Cd2288
IS Ref	(Y_3600)	(Y_3710)	(Y_2243)	(Y_2243)	(Y_3710)	(Y_3710)	(Y_3710)	(Y_2243)
Units	ppb	ppb	ppb	ppb	ppb	ppb	ppb	ppb
Avg	.56683	7.8248	5.4697	264.43	3.9934	.04044	40889.	.1650
Stddev	.43310	8.0327	1.5410	1.94	.0896	.09685	160.	.1105
%RSD	76.407	102.66	28.174	.73545	2.2429	239.50	.39052	66.96
Check ?	Chk Pass	Chk Pass	Chk Pass	Chk Pass	Chk Pass	Chk Pass	Chk Pass	Chk Pass
High Limit								
Low Limit								

Elem	Co2286	Cr2677	Cu3273	Fe2599	K_7664	Li6707	Mg2790	Mn2576
IS Ref	(In2306)	(Y_3600)	(Y_3600)	(Y_3710)	(Y_3710)	(Y_3710)	(Y_3710)	(Y_3600)
Units	ppb	ppb	ppb	ppb	ppb	ppb	ppb	ppb
Avg	1.3986	5.2122	1.4835	164.79	4949.3	91.784	14759.	51.637
Stddev	.0718	.0849	.8222	1.59	54.9	1.789	56.	.323
%RSD	5.1346	1.6284	55.422	.96653	1.1083	1.9494	.37661	.62639
Check ?	Chk Pass	Chk Pass	Chk Pass	Chk Pass	Chk Pass	Chk Pass	Chk Pass	Chk Pass
High Limit								
Low Limit								

Elem	Mo2020	Na5895	Ni2316	Pb2203	Sb2175	Se1960	Sn1899	Ti3372
IS Ref	(Y_2243)	(Y_3710)	(In2306)	(Y_2243)	(Y_2243)	(Y_2243)	(In2306)	(Y_3600)
Units	ppb	ppb	ppb	ppb	ppb	ppb	ppb	ppb
Avg	-.05092	36542.	49.577	.35815	-.3810	-1.4452	-.59213	-.05260
Stddev	.20608	71.	.926	1.5185	1.650	3.1929	.52644	.11275
%RSD	404.71	.19463	1.8676	423.98	433.1	220.94	88.906	214.35
Check ?	Chk Pass	Chk Pass	Chk Pass	Chk Pass	Chk Pass	Chk Pass	Chk Pass	Chk Pass
High Limit								
Low Limit								

PDF created with pdfFactory Pro trial version www.pdffactory.com

Sample Name: SD 240-67632-m-6-a@5 Acquired: 8/1/2016 20:16:57 Type: Unk
Method: ICP I9 Method 200.7-6010(v140) Mode: CONC Corr. Factor: 1.000000
User: analyst Custom ID1: Custom ID2: Custom ID3:
Comment:

Elem	Tl1908	V_2908	Zn2062	Si2516	Sr3464
IS Ref	(In2306)	(Y_3710)	(In2306)	(Y_3710)	(Y_3710)
Units	ppb	ppb	ppb	ppb	ppb
Avg	1.2042	.11766	6.0694	1049.1	60.215
Stddev	.3316	2.5979	.1860	4.0	3.867
%RSD	27.541	2207.9	3.0655	.38217	6.4213
Check ?	Chk Pass	Chk Pass	Chk Pass	Chk Pass	Chk Pass
High Limit					
Low Limit					

Int. Std.	In2306	Y_2243	Y_3600	Y_3710
Units	Cts/S	Cts/S	Cts/S	Cts/S
Avg	5744.9	3666.2	50814.	6629.4
Stddev	3.4	1.2	138.	48.1
%RSD	.05924	.03372	.27227	.72573
Check ?	Chk Pass	Chk Pass	Chk Pass	Chk Pass
Value	97.003%	99.488%	97.859%	97.735%
Range				

PDF created with pdfFactory Pro trial version www.pdffactory.com

Sample Name: 240-67632-m-6-b ms Acquired: 8/1/2016 20:21:00 Type: Unk
Method: ICP I9 Method 200.7-6010(v140) Mode: CONC Corr. Factor: 1.000000
User: analyst Custom ID1: Custom ID2: Custom ID3:
Comment:

Elem	Ag3280	Al3082	As1890	B_1826	Ba4554	Be3130	Ca3179
IS Ref	(Y_3600)	(Y_3710)	(Y_2243)	(Y_2243)	(Y_3710)	(Y_3710)	(Y_3710)
Units	ppb	ppb	ppb	ppb	ppb	ppb	ppb
Avg	54.553	2087.3	2195.7	2396.0	2025.7	52.056	254450.
Stddev	.140	16.0	18.9	14.6	.8	.089	1284.
%RSD	.25717	.76801	.86198	.60923	.03974	.17016	.50445
Check ?	Chk Pass	Chk Pass	Chk Pass	Chk Pass	Chk Pass	Chk Pass	Chk Pass
High Limit							
Low Limit							

Elem	Cd2288	Co2286	Cr2677	Cu3273	Fe2599	K_7664	Li6707
IS Ref	(Y_2243)	(In2306)	(Y_3600)	(Y_3600)	(Y_3710)	(Y_3710)	(Y_3710)
Units	ppb	ppb	ppb	ppb	ppb	ppb	ppb
Avg	52.27	513.65	224.20	261.03	1841.9	74515.	1159.0
Stddev	.62	2.42	.17	.68	3.2	248.	3.7
%RSD	1.189	.47155	.07437	.25872	.17381	.33258	.31538
Check ?	Chk Pass	Chk Pass	Chk Pass	Chk Pass	Chk Pass	Chk Pass	Chk Pass
High Limit							
Low Limit							

Elem	Mg2790	Mn2576	Mo2020	Na5895	Ni2316	Pb2203	Sb2175
IS Ref	(Y_3710)	(Y_3600)	(Y_2243)	(Y_3710)	(In2306)	(Y_2243)	(Y_2243)
Units	ppb	ppb	ppb	ppb	ppb	ppb	ppb
Avg	123220.	746.67	997.79	226360.	771.34	477.44	538.4
Stddev	443.	2.01	7.74	957.	6.17	1.65	4.0
%RSD	.35966	.26945	.77529	.42294	.79926	.34477	.7449
Check ?	Chk Pass	Chk Pass	Chk Pass	Chk Pass	Chk Pass	Chk Pass	Chk Pass
High Limit							
Low Limit							

PDF created with pdfFactory Pro trial version www.pdffactory.com

Sample Name: 240-67632-m-6-b ms Acquired: 8/1/2016 20:21:00 Type: Unk
Method: ICP I9 Method 200.7-6010(v140) Mode: CONC Corr. Factor: 1.000000
User: analyst Custom ID1: Custom ID2: Custom ID3:
Comment:

Elem	Se1960	Sn1899	Ti3372	Tl1908	V_2908	Zn2062	Si2516
IS Ref	(Y_2243)	(In2306)	(Y_3600)	(In2306)	(Y_3710)	(In2306)	(Y_3710)
Units	ppb	ppb	ppb	ppb	ppb	ppb	ppb
Avg	2188.3	2088.0	1025.9	1939.2	515.84	557.07	6668.0
Stddev	9.0	16.5	1.8	18.7	3.96	3.08	76.4
%RSD	.40985	.79217	.18028	.96377	.76813	.55237	1.1456
Check ?	Chk Pass	Chk Pass	Chk Pass	Chk Pass	Chk Pass	Chk Pass	Chk Pass
High Limit							
Low Limit							

Elem	Sr3464
IS Ref	(Y_3710)
Units	ppb
Avg	1323.6
Stddev	8.4
%RSD	.63344
Check ?	Chk Pass
High Limit	
Low Limit	

Int. Std.	In2306	Y_2243	Y_3600	Y_3710
Units	Cts/S	Cts/S	Cts/S	Cts/S
Avg	5047.4	3440.5	47503.	6559.7
Stddev	5.5	4.5	64.	25.8
%RSD	.10839	.13033	.13431	.39292
Check ?	Chk Pass	Chk Pass	Chk Pass	Chk Pass
Value	85.225%	93.362%	91.483%	96.707%
Range				

PDF created with pdfFactory Pro trial version www.pdffactory.com

Sample Name: 240-67632-m-6-c msd Acquired: 8/1/2016 20:24:57 Type: Unk
Method: ICP I9 Method 200.7-6010(v140) Mode: CONC Corr. Factor: 1.000000
User: analyst Custom ID1: Custom ID2: Custom ID3:
Comment:

Elem	Ag3280	Al3082	As1890	B_1826	Ba4554	Be3130	Ca3179
IS Ref	(Y_3600)	(Y_3710)	(Y_2243)	(Y_2243)	(Y_3710)	(Y_3710)	(Y_3710)
Units	ppb	ppb	ppb	ppb	ppb	ppb	ppb
Avg	54.002	2034.0	2154.3	2360.0	1985.0	51.084	252610.
Stddev	.731	34.2	13.1	14.3	4.1	.359	2407.
%RSD	1.3544	1.6819	.60690	.60585	.20805	.70210	.95294
Check ?	Chk Pass	Chk Pass	Chk Pass	Chk Pass	Chk Pass	Chk Pass	Chk Pass
High Limit							
Low Limit							

Elem	Cd2288	Co2286	Cr2677	Cu3273	Fe2599	K_7664	Li6707
IS Ref	(Y_2243)	(In2306)	(Y_3600)	(Y_3600)	(Y_3710)	(Y_3710)	(Y_3710)
Units	ppb	ppb	ppb	ppb	ppb	ppb	ppb
Avg	51.07	502.25	217.79	255.97	1820.0	73478.	1121.3
Stddev	.37	5.25	.58	1.29	3.3	210.	5.9
%RSD	.7230	1.0453	.26522	.50290	.18278	.28618	.52523
Check ?	Chk Pass	Chk Pass	Chk Pass	Chk Pass	Chk Pass	Chk Pass	Chk Pass
High Limit							
Low Limit							

Elem	Mg2790	Mn2576	Mo2020	Na5895	Ni2316	Pb2203	Sb2175
IS Ref	(Y_3710)	(Y_3600)	(Y_2243)	(Y_3710)	(In2306)	(Y_2243)	(Y_2243)
Units	ppb	ppb	ppb	ppb	ppb	ppb	ppb
Avg	121600.	734.39	980.71	226910.	759.46	473.63	529.5
Stddev	468.	.16	8.89	706.	8.19	3.22	3.0
%RSD	.38489	.02186	.90630	.31115	1.0779	.67946	.5610
Check ?	Chk Pass	Chk Pass	Chk Pass	Chk Pass	Chk Pass	Chk Pass	Chk Pass
High Limit							
Low Limit							

PDF created with pdfFactory Pro trial version www.pdffactory.com

Sample Name: 240-67632-m-6-c msd Acquired: 8/1/2016 20:24:57 Type: Unk
Method: ICP I9 Method 200.7-6010(v140) Mode: CONC Corr. Factor: 1.000000
User: analyst Custom ID1: Custom ID2: Custom ID3:
Comment:

Elem	Se1960	Sn1899	Ti3372	Tl1908	V_2908	Zn2062	Si2516
IS Ref	(Y_2243)	(In2306)	(Y_3600)	(In2306)	(Y_3710)	(In2306)	(Y_3710)
Units	ppb	ppb	ppb	ppb	ppb	ppb	ppb
Avg	2145.9	2043.7	1006.4	1905.1	502.81	545.17	6592.6
Stddev	14.6	20.4	.9	24.7	3.07	4.75	48.3
%RSD	.67818	.99719	.08736	1.2957	.61139	.87172	.73262
Check ?	Chk Pass	Chk Pass	Chk Pass	Chk Pass	Chk Pass	Chk Pass	Chk Pass
High Limit							
Low Limit							

Elem	Sr3464
IS Ref	(Y_3710)
Units	ppb
Avg	1294.8
Stddev	2.3
%RSD	.17996
Check ?	Chk Pass
High Limit	
Low Limit	

Int. Std.	In2306	Y_2243	Y_3600	Y_3710
Units	Cts/S	Cts/S	Cts/S	Cts/S
Avg	5059.5	3446.2	47691.	6559.0
Stddev	6.8	3.6	105.	21.4
%RSD	.13430	.10440	.22016	.32650
Check ?	Chk Pass	Chk Pass	Chk Pass	Chk Pass
Value	85.430%	93.518%	91.845%	96.697%
Range				

PDF created with pdfFactory Pro trial version www.pdffactory.com

Sample Name: PDS 240-67632-m-6-a Acquired: 8/1/2016 20:28:53 Type: Unk
Method: ICP I9 Method 200.7-6010(v140) Mode: CONC Corr. Factor: 1.000000
User: analyst Custom ID1: Custom ID2: Custom ID3:
Comment:

Elem	Ag3280	Al3082	As1890	B_1826	Ba4554	Be3130	Ca3179
IS Ref	(Y_3600)	(Y_3710)	(Y_2243)	(Y_2243)	(Y_3710)	(Y_3710)	(Y_3710)
Units	ppb	ppb	ppb	ppb	ppb	ppb	ppb
Avg	52.699	1969.4	2079.7	2367.1	1945.7	49.839	249590.
Stddev	.533	16.2	6.4	4.4	2.3	.140	2865.
%RSD	1.0113	.82171	.30759	.18537	.12019	.28133	1.1477
Check ?	Chk Pass	Chk Pass	Chk Pass	Chk Pass	Chk Pass	Chk Pass	Chk Pass
High Limit							
Low Limit							

Elem	Cd2288	Co2286	Cr2677	Cu3273	Fe2599	K_7664	Li6707
IS Ref	(Y_2243)	(In2306)	(Y_3600)	(Y_3600)	(Y_3710)	(Y_3710)	(Y_3710)
Units	ppb	ppb	ppb	ppb	ppb	ppb	ppb
Avg	50.20	497.99	213.52	250.54	1796.3	72195.	1113.6
Stddev	.24	1.19	.93	3.45	3.8	292.	3.7
%RSD	.4782	.23909	.43783	1.3777	.21415	.40472	.33007
Check ?	Chk Pass	Chk Pass	Chk Pass	Chk Pass	Chk Pass	Chk Pass	Chk Pass
High Limit							
Low Limit							

Elem	Mg2790	Mn2576	Mo2020	Na5895	Ni2316	Pb2203	Sb2175
IS Ref	(Y_3710)	(Y_3600)	(Y_2243)	(Y_3710)	(In2306)	(Y_2243)	(Y_2243)
Units	ppb	ppb	ppb	ppb	ppb	ppb	ppb
Avg	119860.	726.55	996.55	223810.	746.70	459.52	519.8
Stddev	488.	1.25	5.81	1484.	.96	1.62	6.4
%RSD	.40689	.17270	.58273	.66318	.12891	.35288	1.230
Check ?	Chk Pass	Chk Pass	Chk Pass	Chk Pass	Chk Pass	Chk Pass	Chk Pass
High Limit							
Low Limit							

PDF created with pdfFactory Pro trial version www.pdffactory.com

Sample Name: PDS 240-67632-m-6-a Acquired: 8/1/2016 20:28:53 Type: Unk
Method: ICP I9 Method 200.7-6010(v140) Mode: CONC Corr. Factor: 1.000000
User: analyst Custom ID1: Custom ID2: Custom ID3:
Comment:

Elem	Se1960	Sn1899	Ti3372	Tl1908	V_2908	Zn2062	Si2516
IS Ref	(Y_2243)	(In2306)	(Y_3600)	(In2306)	(Y_3710)	(In2306)	(Y_3710)
Units	ppb	ppb	ppb	ppb	ppb	ppb	ppb
Avg	2091.1	2067.8	1004.4	1897.6	490.48	534.62	6531.9
Stddev	12.8	8.2	1.7	2.1	1.66	.52	40.0
%RSD	.61166	.39639	.16570	.11159	.33831	.09674	.61180
Check ?	Chk Pass	Chk Pass	Chk Pass	Chk Pass	Chk Pass	Chk Pass	Chk Pass
High Limit							
Low Limit							

Elem	Sr3464
IS Ref	(Y_3710)
Units	ppb
Avg	1285.5
Stddev	2.4
%RSD	.19053
Check ?	Chk Pass
High Limit	
Low Limit	

Int. Std.	In2306	Y_2243	Y_3600	Y_3710
Units	Cts/S	Cts/S	Cts/S	Cts/S
Avg	5024.6	3416.9	46508.	6579.9
Stddev	10.4	7.4	1562.	51.1
%RSD	.20694	.21538	3.3580	.77718
Check ?	Chk Pass	Chk Pass	Chk Pass	Chk Pass
Value	84.840%	92.723%	89.565%	97.005%
Range				

PDF created with pdfFactory Pro trial version www.pdffactory.com

Sample Name: 190-11231-j-1-a Acquired: 8/1/2016 20:32:50 Type: Unk
Method: ICP I9 Method 200.7-6010(v140) Mode: CONC Corr. Factor: 1.000000
User: analyst Custom ID1: Custom ID2: Custom ID3:
Comment:

Elem	Ag3280	Al3082	As1890	B_1826	Ba4554	Be3130	Ca3179	Cd2288
IS Ref	(Y_3600)	(Y_3710)	(Y_2243)	(Y_2243)	(Y_3710)	(Y_3710)	(Y_3710)	(Y_2243)
Units	ppb	ppb	ppb	ppb	ppb	ppb	ppb	ppb
Avg	.41515	4048.0	7.0032	31.950	350.01	.14023	28528.	2.507
Stddev	.02353	24.1	1.2279	.541	2.01	.16269	80.	.036
%RSD	5.6688	.59512	17.533	1.6920	.57304	116.01	.27884	1.453
Check ?	Chk Pass	Chk Pass	Chk Pass	Chk Pass	Chk Pass	Chk Pass	Chk Pass	Chk Pass
High Limit								
Low Limit								

Elem	Co2286	Cr2677	Cu3273	Fe2599	K_7664	Li6707	Mg2790	Mn2576
IS Ref	(In2306)	(Y_3600)	(Y_3600)	(Y_3710)	(Y_3710)	(Y_3710)	(Y_3710)	(Y_3600)
Units	ppb	ppb	ppb	ppb	ppb	ppb	ppb	ppb
Avg	1.1947	10.599	784.88	28191.	3314.2	74.353	5037.2	92.675
Stddev	.0610	.414	1.68	99.	5.1	1.426	16.9	.168
%RSD	5.1066	3.9106	.21355	.35013	.15333	1.9175	.33456	.18162
Check ?	Chk Pass	Chk Pass	Chk Pass	Chk Pass	Chk Pass	Chk Pass	Chk Pass	Chk Pass
High Limit								
Low Limit								

Elem	Mo2020	Na5895	Ni2316	Pb2203	Sb2175	Se1960	Sn1899	Ti3372
IS Ref	(Y_2243)	(Y_3710)	(In2306)	(Y_2243)	(Y_2243)	(Y_2243)	(In2306)	(Y_3600)
Units	ppb	ppb	ppb	ppb	ppb	ppb	ppb	ppb
Avg	28.258	84187.	19.214	48.332	5.152	3.6680	28.257	32.465
Stddev	.194	250.	.219	.607	1.011	2.5076	.311	.125
%RSD	.68784	.29723	1.1378	1.2555	19.62	68.366	1.1019	.38634
Check ?	Chk Pass	Chk Pass	Chk Pass	Chk Pass	Chk Pass	Chk Pass	Chk Pass	Chk Pass
High Limit								
Low Limit								

PDF created with pdfFactory Pro trial version www.pdffactory.com

Sample Name: 190-11231-j-1-a Acquired: 8/1/2016 20:32:50 Type: Unk
Method: ICP I9 Method 200.7-6010(v140) Mode: CONC Corr. Factor: 1.000000
User: analyst Custom ID1: Custom ID2: Custom ID3:
Comment:

Elem	Tl1908	V_2908	Zn2062	Si2516	Sr3464
IS Ref	(In2306)	(Y_3710)	(In2306)	(Y_3710)	(Y_3710)
Units	ppb	ppb	ppb	ppb	ppb
Avg	2.1053	3.4204	1703.6	3589.7	62.667
Stddev	.5337	1.6807	11.6	7.5	2.643
%RSD	25.351	49.136	.68030	.20813	4.2179
Check ?	Chk Pass	Chk Pass	Chk Pass	Chk Pass	Chk Pass
High Limit					
Low Limit					

Int. Std.	In2306	Y_2243	Y_3600	Y_3710
Units	Cts/S	Cts/S	Cts/S	Cts/S
Avg	5671.6	3696.9	51384.	6894.8
Stddev	9.1	1.6	46.	31.2
%RSD	.16029	.04266	.08964	.45281
Check ?	Chk Pass	Chk Pass	Chk Pass	Chk Pass
Value	95.765%	100.32%	98.955%	101.65%
Range				

PDF created with pdfFactory Pro trial version www.pdffactory.com

Sample Name: CCV-2632473 Acquired: 8/1/2016 20:36:52 Type: QC
Method: ICP I9 Method 200.7-6010(v140) Mode: CONC Corr. Factor: 1.000000
User: analyst Custom ID1: Custom ID2: Custom ID3:
Comment:

Elem	Ag3280	Al3082	As1890	B_1826	Ba4554	Be3130	Ca3179	Cd2288
IS Ref	(Y_3600)	(Y_3710)	(Y_2243)	(Y_2243)	(Y_3710)	(Y_3710)	(Y_3710)	(Y_2243)
Units	ppb	ppb	ppb	ppb	ppb	ppb	ppb	ppb
Avg	1023.0	24940.	494.98	5155.0	1964.5	2030.1	51950.	503.1
Stddev	1.4	195.	.96	10.3	1.3	5.9	270.	1.8
%RSD	.13396	.78336	.19440	.19883	.06541	.29077	.52014	.3639
Check ?	Chk Pass	Chk Pass	Chk Pass	Chk Pass	Chk Pass	Chk Pass	Chk Pass	Chk Pass
Value								
Range								

Elem	Co2286	Cr2677	Cu3273	Fe2599	K_7664	Li6707	Mg2790	Mn2576
IS Ref	(In2306)	(Y_3600)	(Y_3600)	(Y_3710)	(Y_3710)	(Y_3710)	(Y_3710)	(Y_3600)
Units	ppb	ppb	ppb	ppb	ppb	ppb	ppb	ppb
Avg	1978.8	1926.3	1964.6	25192.	49767.	4874.0	50033.	1922.3
Stddev	10.3	3.4	2.4	60.	228.	11.1	231.	3.1
%RSD	.51913	.17885	.11994	.23890	.45798	.22862	.46122	.16169
Check ?	Chk Pass	Chk Pass	Chk Pass	Chk Pass	Chk Pass	Chk Pass	Chk Pass	Chk Pass
Value								
Range								

Elem	Mo2020	Na5895	Ni2316	Pb2203	Sb2175	Se1960	Sn1899	Ti3372
IS Ref	(Y_2243)	(Y_3710)	(In2306)	(Y_2243)	(Y_2243)	(Y_2243)	(In2306)	(Y_3600)
Units	ppb	ppb	ppb	ppb	ppb	ppb	ppb	ppb
Avg	1986.9	49505.	1992.4	478.56	511.0	505.71	5085.7	4980.1
Stddev	11.2	121.	10.5	2.42	4.4	2.10	27.7	29.7
%RSD	.56323	.24431	.52942	.50559	.8641	.41474	.54456	.59696
Check ?	Chk Pass	Chk Pass	Chk Pass	Chk Pass	Chk Pass	Chk Pass	Chk Pass	Chk Pass
Value								
Range								

PDF created with pdfFactory Pro trial version www.pdffactory.com

Sample Name: CCV-2632473 Acquired: 8/1/2016 20:36:52 Type: QC
Method: ICP I9 Method 200.7-6010(v140) Mode: CONC Corr. Factor: 1.000000
User: analyst Custom ID1: Custom ID2: Custom ID3:
Comment:

Elem	Tl1908	V_2908	Zn2062	Si2516	Sr3464
IS Ref	(In2306)	(Y_3710)	(In2306)	(Y_3710)	(Y_3710)
Units	ppb	ppb	ppb	ppb	ppb
Avg	990.39	1983.4	2045.6	5197.8	4991.4
Stddev	4.22	9.6	9.4	25.8	13.3
%RSD	.42611	.48487	.45761	.49630	.26650
Check ?	Chk Pass	Chk Pass	Chk Pass	Chk Pass	Chk Pass
Value					
Range					

Int. Std.	In2306	Y_2243	Y_3600	Y_3710
Units	Cts/S	Cts/S	Cts/S	Cts/S
Avg	5362.9	3595.7	49468.	6587.1
Stddev	8.0	2.1	149.	24.9
%RSD	.15009	.05707	.30089	.37851

PDF created with pdfFactory Pro trial version www.pdffactory.com

Sample Name: CCB Acquired: 8/1/2016 20:40:43 Type: QC
Method: ICP I9 Method 200.7-6010(v140) Mode: CONC Corr. Factor: 1.000000
User: analyst Custom ID1: Custom ID2: Custom ID3:
Comment:

Elem	Ag3280	Al3082	As1890	B_1826	Ba4554	Be3130	Ca3179
IS Ref	(Y_3600)	(Y_3710)	(Y_2243)	(Y_2243)	(Y_3710)	(Y_3710)	(Y_3710)
Units	ppb	ppb	ppb	ppb	ppb	ppb	ppb
Avg	.03824	8.0212	1.4062	15.915	.24588	-.03787	2.3015
Stddev	.32098	19.116	1.7611	.358	.04199	.04636	1.5295
%RSD	839.42	238.32	125.24	2.2502	17.077	122.40	66.459
Check ?	Chk Pass	Chk Pass	Chk Pass	Chk Pass	Chk Pass	Chk Pass	Chk Pass
High Limit							
Low Limit							

Elem	Cd2288	Co2286	Cr2677	Cu3273	Fe2599	K_7664	Li6707
IS Ref	(Y_2243)	(In2306)	(Y_3600)	(Y_3600)	(Y_3710)	(Y_3710)	(Y_3710)
Units	ppb	ppb	ppb	ppb	ppb	ppb	ppb
Avg	.1326	-.20269	.14630	1.3022	2.5136	359.08	F 61.184
Stddev	.1055	.25229	.02280	.3974	1.1963	8.74	1.477
%RSD	79.53	124.47	15.583	30.519	47.593	2.4336	2.4135
Check ?	Chk Pass	Chk Pass	Chk Pass	Chk Pass	Chk Pass	Chk Pass	Chk Fail
High Limit							50.000
Low Limit							-50.000

Elem	Mg2790	Mn2576	Mo2020	Na5895	Ni2316	Pb2203	Sb2175
IS Ref	(Y_3710)	(Y_3600)	(Y_2243)	(Y_3710)	(In2306)	(Y_2243)	(Y_2243)
Units	ppb	ppb	ppb	ppb	ppb	ppb	ppb
Avg	7.0611	-.00003	2.8552	519.93	-.02099	-.48804	1.661
Stddev	18.730	.04764	.2098	5.77	.23676	.90075	1.111
%RSD	265.26	163070.	7.3483	1.1102	1127.8	184.56	66.92
Check ?	Chk Pass	Chk Pass	Chk Pass	Chk Pass	Chk Pass	Chk Pass	Chk Pass
High Limit							
Low Limit							

PDF created with pdfFactory Pro trial version www.pdffactory.com

Sample Name: CCB Acquired: 8/1/2016 20:40:43 Type: QC
Method: ICP I9 Method 200.7-6010(v140) Mode: CONC Corr. Factor: 1.000000
User: analyst Custom ID1: Custom ID2: Custom ID3:
Comment:

Elem	Se1960	Sn1899	Ti3372	Tl1908	V_2908	Zn2062	Si2516
IS Ref	(Y_2243)	(In2306)	(Y_3600)	(In2306)	(Y_3710)	(In2306)	(Y_3710)
Units	ppb	ppb	ppb	ppb	ppb	ppb	ppb
Avg	-2.2402	.34998	1.3256	1.3505	.21060	-.22775	-39.978
Stddev	1.6823	.18826	.3955	.9317	1.1046	.04685	5.431
%RSD	75.097	53.790	29.834	68.991	524.53	20.571	13.585
Check ?	Chk Pass	Chk Pass	Chk Pass	Chk Pass	Chk Pass	Chk Pass	Chk Pass
High Limit							
Low Limit							

Elem	Sr3464
IS Ref	(Y_3710)
Units	ppb
Avg	2.2788
Stddev	4.4657
%RSD	195.96
Check ?	Chk Pass
High Limit	
Low Limit	

Int. Std.	In2306	Y_2243	Y_3600	Y_3710
Units	Cts/S	Cts/S	Cts/S	Cts/S
Avg	6057.2	3750.2	52611.	6663.1
Stddev	10.4	1.9	140.	21.2
%RSD	.17195	.05199	.26553	.31810

PDF created with pdfFactory Pro trial version www.pdffactory.com

Sample Name: 240-67591-g-2-a Acquired: 8/1/2016 20:44:50 Type: Unk
Method: ICP I9 Method 200.7-6010(v140) Mode: CONC Corr. Factor: 1.000000
User: analyst Custom ID1: Custom ID2: Custom ID3:
Comment:

Elem	Ag3280	Al3082	As1890	B_1826	Ba4554	Be3130
IS Ref	(Y_3600)	(Y_3710)	(Y_2243)	(Y_2243)	(Y_3710)	(Y_3710)
Units	ppb	ppb	ppb	ppb	ppb	ppb
Avg	-.42698	-9.8557	3.6042	26.578	193.22	-.00453
Stddev	.58395	13.631	1.6816	.864	.25	.02969
%RSD	136.76	138.30	46.657	3.2525	.12995	655.25
Check ?	Chk Pass	Chk Pass	Chk Pass	Chk Pass	Chk Pass	Chk Pass
High Limit						
Low Limit						

Elem	Ca3179	Cd2288	Co2286	Cr2677	Cu3273	Fe2599
IS Ref	(Y_3710)	(Y_2243)	(In2306)	(Y_3600)	(Y_3600)	(Y_3710)
Units	ppb	ppb	ppb	ppb	ppb	ppb
Avg	F 994070.	.1398	-.09166	4.2773	7.7751	2.8494
Stddev	6699.	.1136	.18069	.1010	.7080	1.4680
%RSD	.67391	81.26	197.13	2.3612	9.1066	51.519
Check ?	Chk Fail	Chk Pass	Chk Pass	Chk Pass	Chk Pass	Chk Pass
High Limit	800000.					
Low Limit	-500000.					

Elem	K_7664	Li6707	Mg2790	Mn2576	Mo2020	Na5895
IS Ref	(Y_3710)	(Y_3710)	(Y_3710)	(Y_3600)	(Y_2243)	(Y_3710)
Units	ppb	ppb	ppb	ppb	ppb	ppb
Avg	31136.	237.63	11.774	.21266	4.6614	47692.
Stddev	93.	3.59	15.251	.05857	.3126	99.
%RSD	.29742	1.5096	129.53	27.541	6.7054	.20832
Check ?	Chk Pass	Chk Pass	Chk Pass	Chk Pass	Chk Pass	Chk Pass
High Limit						
Low Limit						

PDF created with pdfFactory Pro trial version www.pdffactory.com

Sample Name: 240-67591-g-2-a Acquired: 8/1/2016 20:44:50 Type: Unk
Method: ICP I9 Method 200.7-6010(v140) Mode: CONC Corr. Factor: 1.000000
User: analyst Custom ID1: Custom ID2: Custom ID3:
Comment:

Elem	Ni2316	Pb2203	Sb2175	Se1960	Sn1899	Ti3372
IS Ref	(In2306)	(Y_2243)	(Y_2243)	(Y_2243)	(In2306)	(Y_3600)
Units	ppb	ppb	ppb	ppb	ppb	ppb
Avg	6.5738	5.6611	-3.814	1.8941	.47153	-2.5978
Stddev	.0992	1.0079	2.073	1.1094	.23503	.1150
%RSD	1.5084	17.804	54.34	58.571	49.845	4.4269
Check ?	Chk Pass	Chk Pass	Chk Pass	Chk Pass	Chk Pass	Chk Pass
High Limit						
Low Limit						

Elem	Tl1908	V_2908	Zn2062	Si2516	Sr3464
IS Ref	(In2306)	(Y_3710)	(In2306)	(Y_3710)	(Y_3710)
Units	ppb	ppb	ppb	ppb	ppb
Avg	3.7948	-2.6992	10.833	113.78	13778.
Stddev	1.3740	4.0344	.386	3.29	30.
%RSD	36.208	149.46	3.5668	2.8898	.21798
Check ?	Chk Pass	Chk Pass	Chk Pass	Chk Pass	Chk Pass
High Limit					
Low Limit					

Int. Std.	In2306	Y_2243	Y_3600	Y_3710
Units	Cts/S	Cts/S	Cts/S	Cts/S
Avg	4928.4	3357.4	46483.	6459.7
Stddev	10.1	6.7	63.	26.4
%RSD	.20590	.19821	.13654	.40859
Check ?	Chk Pass	Chk Pass	Chk Pass	Chk Pass
Value	83.216%	91.108%	89.518%	95.232%
Range				

PDF created with pdfFactory Pro trial version www.pdffactory.com

Sample Name: 240-67591-g-3-a Acquired: 8/1/2016 20:49:05 Type: Unk
Method: ICP I9 Method 200.7-6010(v140) Mode: CONC Corr. Factor: 1.000000
User: analyst Custom ID1: Custom ID2: Custom ID3:
Comment:

Elem	Ag3280	Al3082	As1890	B_1826	Ba4554	Be3130
IS Ref	(Y_3600)	(Y_3710)	(Y_2243)	(Y_2243)	(Y_3710)	(Y_3710)
Units	ppb	ppb	ppb	ppb	ppb	ppb
Avg	-.40488	15.792	4.6321	24.708	249.42	.01195
Stddev	.17178	6.548	2.1546	.485	.79	.07420
%RSD	42.427	41.464	46.515	1.9646	.31550	621.09
Check ?	Chk Pass	Chk Pass	Chk Pass	Chk Pass	Chk Pass	Chk Pass
High Limit						
Low Limit						

Elem	Ca3179	Cd2288	Co2286	Cr2677	Cu3273	Fe2599
IS Ref	(Y_3710)	(Y_2243)	(In2306)	(Y_3600)	(Y_3600)	(Y_3710)
Units	ppb	ppb	ppb	ppb	ppb	ppb
Avg	F 1098400.	.1706	.07489	3.1298	10.452	10.434
Stddev	6692.	.0992	.28154	.3945	.513	2.586
%RSD	.60923	58.14	375.95	12.604	4.9070	24.782
Check ?	Chk Fail	Chk Pass	Chk Pass	Chk Pass	Chk Pass	Chk Pass
High Limit	800000.					
Low Limit	-500000.					

Elem	K_7664	Li6707	Mg2790	Mn2576	Mo2020	Na5895
IS Ref	(Y_3710)	(Y_3710)	(Y_3710)	(Y_3600)	(Y_2243)	(Y_3710)
Units	ppb	ppb	ppb	ppb	ppb	ppb
Avg	9690.1	185.80	10.405	.22348	4.6052	54213.
Stddev	41.4	1.44	9.677	.04269	.1950	191.
%RSD	.42748	.77486	92.996	19.101	4.2351	.35250
Check ?	Chk Pass	Chk Pass	Chk Pass	Chk Pass	Chk Pass	Chk Pass
High Limit						
Low Limit						

PDF created with pdfFactory Pro trial version www.pdffactory.com

Sample Name: 240-67591-g-3-a Acquired: 8/1/2016 20:49:05 Type: Unk
Method: ICP I9 Method 200.7-6010(v140) Mode: CONC Corr. Factor: 1.000000
User: analyst Custom ID1: Custom ID2: Custom ID3:
Comment:

Elem	Ni2316	Pb2203	Sb2175	Se1960	Sn1899	Ti3372
IS Ref	(In2306)	(Y_2243)	(Y_2243)	(Y_2243)	(In2306)	(Y_3600)
Units	ppb	ppb	ppb	ppb	ppb	ppb
Avg	6.3610	6.6054	-2.678	-.74685	.75165	-2.5864
Stddev	.1372	.6533	3.617	1.2613	.34071	.1203
%RSD	2.1566	9.8905	135.0	168.88	45.328	4.6492
Check ?	Chk Pass	Chk Pass	Chk Pass	Chk Pass	Chk Pass	Chk Pass
High Limit						
Low Limit						

Elem	Tl1908	V_2908	Zn2062	Si2516	Sr3464
IS Ref	(In2306)	(Y_3710)	(In2306)	(Y_3710)	(Y_3710)
Units	ppb	ppb	ppb	ppb	ppb
Avg	4.0857	-2.5569	42.896	95.906	9692.2
Stddev	1.5208	1.3146	.858	8.690	58.5
%RSD	37.223	51.416	1.9994	9.0606	.60395
Check ?	Chk Pass	Chk Pass	Chk Pass	Chk Pass	Chk Pass
High Limit					
Low Limit					

Int. Std.	In2306	Y_2243	Y_3600	Y_3710
Units	Cts/S	Cts/S	Cts/S	Cts/S
Avg	4877.0	3328.8	46196.	6485.7
Stddev	6.5	3.5	81.	32.0
%RSD	.13245	.10419	.17586	.49331
Check ?	Chk Pass	Chk Pass	Chk Pass	Chk Pass
Value	82.348%	90.332%	88.966%	95.616%
Range				

PDF created with pdfFactory Pro trial version www.pdffactory.com

Sample Name: 240-67591-g-4-a Acquired: 8/1/2016 20:53:18 Type: Unk
Method: ICP I9 Method 200.7-6010(v140) Mode: CONC Corr. Factor: 1.000000
User: analyst Custom ID1: Custom ID2: Custom ID3:
Comment:

Elem	Ag3280	Al3082	As1890	B_1826	Ba4554	Be3130
IS Ref	(Y_3600)	(Y_3710)	(Y_2243)	(Y_2243)	(Y_3710)	(Y_3710)
Units	ppb	ppb	ppb	ppb	ppb	ppb
Avg	-.47479	215.48	3.4165	27.000	218.37	-.04924
Stddev	.03330	25.37	1.0856	.602	.83	.11681
%RSD	7.0129	11.775	31.776	2.2288	.37907	237.22
Check ?	Chk Pass	Chk Pass	Chk Pass	Chk Pass	Chk Pass	Chk Pass
High Limit						
Low Limit						

Elem	Ca3179	Cd2288	Co2286	Cr2677	Cu3273	Fe2599
IS Ref	(Y_3710)	(Y_2243)	(In2306)	(Y_3600)	(Y_3600)	(Y_3710)
Units	ppb	ppb	ppb	ppb	ppb	ppb
Avg	F 857220.	.1134	.17640	4.1895	6.2270	165.87
Stddev	13475.	.0736	.10597	.0953	1.2661	.80
%RSD	1.5719	64.87	60.074	2.2737	20.332	.48236
Check ?	Chk Fail	Chk Pass	Chk Pass	Chk Pass	Chk Pass	Chk Pass
High Limit	800000.					
Low Limit	-500000.					

Elem	K_7664	Li6707	Mg2790	Mn2576	Mo2020	Na5895
IS Ref	(Y_3710)	(Y_3710)	(Y_3710)	(Y_3600)	(Y_2243)	(Y_3710)
Units	ppb	ppb	ppb	ppb	ppb	ppb
Avg	3488.5	120.58	603.90	1.8222	2.3151	25711.
Stddev	70.6	.95	4.17	.0287	.0865	110.
%RSD	2.0226	.79119	.69029	1.5757	3.7378	.42891
Check ?	Chk Pass	Chk Pass	Chk Pass	Chk Pass	Chk Pass	Chk Pass
High Limit						
Low Limit						

PDF created with pdfFactory Pro trial version www.pdffactory.com

Sample Name: 240-67591-g-4-a Acquired: 8/1/2016 20:53:18 Type: Unk
Method: ICP I9 Method 200.7-6010(v140) Mode: CONC Corr. Factor: 1.000000
User: analyst Custom ID1: Custom ID2: Custom ID3:
Comment:

Elem	Ni2316	Pb2203	Sb2175	Se1960	Sn1899	Ti3372
IS Ref	(In2306)	(Y_2243)	(Y_2243)	(Y_2243)	(In2306)	(Y_3600)
Units	ppb	ppb	ppb	ppb	ppb	ppb
Avg	6.9127	5.3020	-2.590	-2.8675	.46871	1.1803
Stddev	.5485	.3007	2.207	2.7234	.50010	.1810
%RSD	7.9349	5.6709	85.21	94.973	106.70	15.335
Check ?	Chk Pass	Chk Pass	Chk Pass	Chk Pass	Chk Pass	Chk Pass
High Limit						
Low Limit						

Elem	Tl1908	V_2908	Zn2062	Si2516	Sr3464
IS Ref	(In2306)	(Y_3710)	(In2306)	(Y_3710)	(Y_3710)
Units	ppb	ppb	ppb	ppb	ppb
Avg	3.7776	-3.6607	10.051	596.55	4635.4
Stddev	.4582	1.7088	.091	5.96	33.1
%RSD	12.130	46.680	.90255	.99882	.71434
Check ?	Chk Pass	Chk Pass	Chk Pass	Chk Pass	Chk Pass
High Limit					
Low Limit					

Int. Std.	In2306	Y_2243	Y_3600	Y_3710
Units	Cts/S	Cts/S	Cts/S	Cts/S
Avg	5024.5	3394.3	47173.	6526.3
Stddev	8.6	4.5	111.	31.1
%RSD	.17139	.13359	.23424	.47699
Check ?	Chk Pass	Chk Pass	Chk Pass	Chk Pass
Value	84.839%	92.109%	90.846%	96.215%
Range				

PDF created with pdfFactory Pro trial version www.pdffactory.com

Sample Name: 240-67591-g-5-a Acquired: 8/1/2016 20:57:33 Type: Unk
Method: ICP I9 Method 200.7-6010(v140) Mode: CONC Corr. Factor: 1.000000
User: analyst Custom ID1: Custom ID2: Custom ID3:
Comment:

Elem	Ag3280	Al3082	As1890	B_1826	Ba4554	Be3130
IS Ref	(Y_3600)	(Y_3710)	(Y_2243)	(Y_2243)	(Y_3710)	(Y_3710)
Units	ppb	ppb	ppb	ppb	ppb	ppb
Avg	-.44961	-1.0787	7.5729	18.281	197.48	.06688
Stddev	.20330	11.430	2.5111	1.289	.88	.09893
%RSD	45.218	1059.6	33.159	7.0534	.44753	147.92
Check ?	Chk Pass	Chk Pass	Chk Pass	Chk Pass	Chk Pass	Chk Pass
High Limit						
Low Limit						

Elem	Ca3179	Cd2288	Co2286	Cr2677	Cu3273	Fe2599
IS Ref	(Y_3710)	(Y_2243)	(In2306)	(Y_3600)	(Y_3600)	(Y_3710)
Units	ppb	ppb	ppb	ppb	ppb	ppb
Avg	F 1141200.	-.0522	1.0502	.67442	9.7963	3.9142
Stddev	9074.	.2548	.4191	.19976	.6730	.6143
%RSD	.79510	488.6	39.904	29.619	6.8701	15.695
Check ?	Chk Fail	Chk Pass	Chk Pass	Chk Pass	Chk Pass	Chk Pass
High Limit	800000.					
Low Limit	-500000.					

Elem	K_7664	Li6707	Mg2790	Mn2576	Mo2020	Na5895
IS Ref	(Y_3710)	(Y_3710)	(Y_3710)	(Y_3600)	(Y_2243)	(Y_3710)
Units	ppb	ppb	ppb	ppb	ppb	ppb
Avg	161530.	496.36	20.062	.45542	12.056	F 692710.
Stddev	617.	14.72	27.519	.05007	.174	3335.
%RSD	.38218	2.9648	137.17	10.994	1.4429	.48144
Check ?	Chk Pass	Chk Pass	Chk Pass	Chk Pass	Chk Pass	Chk Fail
High Limit						500000.
Low Limit						-500000.

PDF created with pdfFactory Pro trial version www.pdffactory.com

Sample Name: 240-67591-g-5-a Acquired: 8/1/2016 20:57:33 Type: Unk
Method: ICP I9 Method 200.7-6010(v140) Mode: CONC Corr. Factor: 1.000000
User: analyst Custom ID1: Custom ID2: Custom ID3:
Comment:

Elem	Ni2316	Pb2203	Sb2175	Se1960	Sn1899	Ti3372
IS Ref	(In2306)	(Y_2243)	(Y_2243)	(Y_2243)	(In2306)	(Y_3600)
Units	ppb	ppb	ppb	ppb	ppb	ppb
Avg	25.091	6.9051	-3.374	1.5938	1.4396	-3.7858
Stddev	3.011	1.5656	3.309	4.2044	.2692	.1126
%RSD	12.002	22.674	98.08	263.80	18.699	2.9737
Check ?	Chk Pass	Chk Pass	Chk Pass	Chk Pass	Chk Pass	Chk Pass
High Limit						
Low Limit						

Elem	Tl1908	V_2908	Zn2062	Si2516	Sr3464
IS Ref	(In2306)	(Y_3710)	(In2306)	(Y_3710)	(Y_3710)
Units	ppb	ppb	ppb	ppb	ppb
Avg	7.3085	-4.2095	13.510	108.65	29722.
Stddev	1.0336	.1998	6.405	.79	105.
%RSD	14.142	4.7467	47.413	.73046	.35420
Check ?	Chk Pass	Chk Pass	Chk Pass	Chk Pass	Chk Pass
High Limit					
Low Limit					

Int. Std.	In2306	Y_2243	Y_3600	Y_3710
Units	Cts/S	Cts/S	Cts/S	Cts/S
Avg	4395.9	3112.4	43624.	6382.0
Stddev	126.6	86.0	100.	31.2
%RSD	2.8794	2.7631	.22841	.48878
Check ?	Chk Pass	Chk Pass	Chk Pass	Chk Pass
Value	74.225%	84.458%	84.011%	94.088%
Range				

PDF created with pdfFactory Pro trial version www.pdffactory.com

Sample Name: 240-67591-g-6-a Acquired: 8/1/2016 21:01:57 Type: Unk
Method: ICP I9 Method 200.7-6010(v140) Mode: CONC Corr. Factor: 1.000000
User: analyst Custom ID1: Custom ID2: Custom ID3:
Comment:

Elem	Ag3280	Al3082	As1890	B_1826	Ba4554	Be3130
IS Ref	(Y_3600)	(Y_3710)	(Y_2243)	(Y_2243)	(Y_3710)	(Y_3710)
Units	ppb	ppb	ppb	ppb	ppb	ppb
Avg	-.82379	5.3553	4.1107	18.696	177.74	-.06195
Stddev	.25876	6.8097	1.3417	.845	.64	.09064
%RSD	31.411	127.16	32.640	4.5189	.35799	146.32
Check ?	Chk Pass	Chk Pass	Chk Pass	Chk Pass	Chk Pass	Chk Pass
High Limit						
Low Limit						

Elem	Ca3179	Cd2288	Co2286	Cr2677	Cu3273	Fe2599
IS Ref	(Y_3710)	(Y_2243)	(In2306)	(Y_3600)	(Y_3600)	(Y_3710)
Units	ppb	ppb	ppb	ppb	ppb	ppb
Avg	F 1108000.	.0933	.60534	6.3826	10.476	3.0164
Stddev	5090.	.0266	.22770	.2541	.425	.3766
%RSD	.45939	28.47	37.615	3.9820	4.0611	12.485
Check ?	Chk Fail	Chk Pass	Chk Pass	Chk Pass	Chk Pass	Chk Pass
High Limit	800000.					
Low Limit	-500000.					

Elem	K_7664	Li6707	Mg2790	Mn2576	Mo2020	Na5895
IS Ref	(Y_3710)	(Y_3710)	(Y_3710)	(Y_3600)	(Y_2243)	(Y_3710)
Units	ppb	ppb	ppb	ppb	ppb	ppb
Avg	45498.	343.65	6.9752	.21831	5.6331	85233.
Stddev	135.	2.53	14.253	.07735	.3998	246.
%RSD	.29764	.73678	204.33	35.431	7.0971	.28884
Check ?	Chk Pass	Chk Pass	Chk Pass	Chk Pass	Chk Pass	Chk Pass
High Limit						
Low Limit						

PDF created with pdfFactory Pro trial version www.pdffactory.com

Sample Name: 240-67591-g-6-a Acquired: 8/1/2016 21:01:57 Type: Unk
Method: ICP I9 Method 200.7-6010(v140) Mode: CONC Corr. Factor: 1.000000
User: analyst Custom ID1: Custom ID2: Custom ID3:
Comment:

Elem	Ni2316	Pb2203	Sb2175	Se1960	Sn1899	Ti3372
IS Ref	(In2306)	(Y_2243)	(Y_2243)	(Y_2243)	(In2306)	(Y_3600)
Units	ppb	ppb	ppb	ppb	ppb	ppb
Avg	8.0011	7.5139	-3.138	-2.1787	1.5296	-2.5878
Stddev	.0731	.9862	3.013	1.1978	.7522	.1444
%RSD	.91345	13.125	96.01	54.976	49.177	5.5800
Check ?	Chk Pass	Chk Pass	Chk Pass	Chk Pass	Chk Pass	Chk Pass
High Limit						
Low Limit						

Elem	Tl1908	V_2908	Zn2062	Si2516	Sr3464
IS Ref	(In2306)	(Y_3710)	(In2306)	(Y_3710)	(Y_3710)
Units	ppb	ppb	ppb	ppb	ppb
Avg	3.3732	-4.0499	125.85	99.439	15840.
Stddev	1.2715	4.2657	1.26	4.722	47.
%RSD	37.695	105.33	.99826	4.7484	.29838
Check ?	Chk Pass	Chk Pass	Chk Pass	Chk Pass	Chk Pass
High Limit					
Low Limit					

Int. Std.	In2306	Y_2243	Y_3600	Y_3710
Units	Cts/S	Cts/S	Cts/S	Cts/S
Avg	4596.3	3164.2	42620.	5724.0
Stddev	4.5	6.0	82.	14.8
%RSD	.09726	.19051	.19146	.25826
Check ?	Chk Pass	Chk Pass	Chk Pass	Chk Pass
Value	77.608%	85.865%	82.078%	84.386%
Range				

PDF created with pdfFactory Pro trial version www.pdffactory.com

Sample Name: 240-67591-g-7-a Acquired: 8/1/2016 21:06:09 Type: Unk
Method: ICP I9 Method 200.7-6010(v140) Mode: CONC Corr. Factor: 1.000000
User: analyst Custom ID1: Custom ID2: Custom ID3:
Comment:

Elem	Ag3280	Al3082	As1890	B_1826	Ba4554	Be3130
IS Ref	(Y_3600)	(Y_3710)	(Y_2243)	(Y_2243)	(Y_3710)	(Y_3710)
Units	ppb	ppb	ppb	ppb	ppb	ppb
Avg	-.87064	17.253	2.0915	13.618	245.58	.09912
Stddev	.33635	2.948	1.9693	.671	.83	.14452
%RSD	38.632	17.088	94.157	4.9251	.33657	145.80
Check ?	Chk Pass	Chk Pass	Chk Pass	Chk Pass	Chk Pass	Chk Pass
High Limit						
Low Limit						

Elem	Ca3179	Cd2288	Co2286	Cr2677	Cu3273	Fe2599
IS Ref	(Y_3710)	(Y_2243)	(In2306)	(Y_3600)	(Y_3600)	(Y_3710)
Units	ppb	ppb	ppb	ppb	ppb	ppb
Avg	F 1060500.	.1179	.48973	4.0037	7.0267	14.380
Stddev	13133.	.1199	.11235	.1623	.8485	1.294
%RSD	1.2384	101.7	22.942	4.0532	12.075	8.9953
Check ?	Chk Fail	Chk Pass	Chk Pass	Chk Pass	Chk Pass	Chk Pass
High Limit	800000.					
Low Limit	-500000.					

Elem	K_7664	Li6707	Mg2790	Mn2576	Mo2020	Na5895
IS Ref	(Y_3710)	(Y_3710)	(Y_3710)	(Y_3600)	(Y_2243)	(Y_3710)
Units	ppb	ppb	ppb	ppb	ppb	ppb
Avg	34170.	265.67	71.855	1.0078	3.0211	49294.
Stddev	97.	2.23	2.934	.0242	.0891	215.
%RSD	.28357	.84125	4.0830	2.3975	2.9510	.43550
Check ?	Chk Pass	Chk Pass	Chk Pass	Chk Pass	Chk Pass	Chk Pass
High Limit						
Low Limit						

PDF created with pdfFactory Pro trial version www.pdffactory.com

Sample Name: 240-67591-g-7-a Acquired: 8/1/2016 21:06:09 Type: Unk
Method: ICP I9 Method 200.7-6010(v140) Mode: CONC Corr. Factor: 1.000000
User: analyst Custom ID1: Custom ID2: Custom ID3:
Comment:

Elem	Ni2316	Pb2203	Sb2175	Se1960	Sn1899	Ti3372
IS Ref	(In2306)	(Y_2243)	(Y_2243)	(Y_2243)	(In2306)	(Y_3600)
Units	ppb	ppb	ppb	ppb	ppb	ppb
Avg	6.6461	5.0959	-3.447	1.3386	.65198	-2.4298
Stddev	.2429	.2439	1.277	3.3501	.25203	.1543
%RSD	3.6552	4.7866	37.04	250.27	38.656	6.3497
Check ?	Chk Pass	Chk Pass	Chk Pass	Chk Pass	Chk Pass	Chk Pass
High Limit						
Low Limit						

Elem	Tl1908	V_2908	Zn2062	Si2516	Sr3464
IS Ref	(In2306)	(Y_3710)	(In2306)	(Y_3710)	(Y_3710)
Units	ppb	ppb	ppb	ppb	ppb
Avg	2.9310	-2.7688	29.219	118.89	13859.
Stddev	.6834	2.5008	.459	6.68	31.
%RSD	23.315	90.320	1.5713	5.6202	.22070
Check ?	Chk Pass	Chk Pass	Chk Pass	Chk Pass	Chk Pass
High Limit					
Low Limit					

Int. Std.	In2306	Y_2243	Y_3600	Y_3710
Units	Cts/S	Cts/S	Cts/S	Cts/S
Avg	4875.6	3344.4	46116.	6501.1
Stddev	6.4	2.9	81.	23.4
%RSD	.13153	.08571	.17658	.36030
Check ?	Chk Pass	Chk Pass	Chk Pass	Chk Pass
Value	82.323%	90.755%	88.811%	95.843%
Range				

PDF created with pdfFactory Pro trial version www.pdffactory.com

Sample Name: 240-67591-g-8-a Acquired: 8/1/2016 21:10:24 Type: Unk
Method: ICP I9 Method 200.7-6010(v140) Mode: CONC Corr. Factor: 1.000000
User: analyst Custom ID1: Custom ID2: Custom ID3:
Comment:

Elem	Ag3280	Al3082	As1890	B_1826	Ba4554	Be3130
IS Ref	(Y_3600)	(Y_3710)	(Y_2243)	(Y_2243)	(Y_3710)	(Y_3710)
Units	ppb	ppb	ppb	ppb	ppb	ppb
Avg	-.50008	22.472	4.6314	15.875	147.34	.06693
Stddev	.81980	8.074	1.8789	.295	.70	.05340
%RSD	163.94	35.930	40.569	1.8577	.47590	79.783
Check ?	Chk Pass	Chk Pass	Chk Pass	Chk Pass	Chk Pass	Chk Pass
High Limit						
Low Limit						

Elem	Ca3179	Cd2288	Co2286	Cr2677	Cu3273	Fe2599
IS Ref	(Y_3710)	(Y_2243)	(In2306)	(Y_3600)	(Y_3600)	(Y_3710)
Units	ppb	ppb	ppb	ppb	ppb	ppb
Avg	F 951810.	.2445	-.27517	5.9399	5.6320	3.2171
Stddev	3087.	.2702	.19100	.1548	.2088	1.6700
%RSD	.32434	110.5	69.412	2.6059	3.7079	51.911
Check ?	Chk Fail	Chk Pass	Chk Pass	Chk Pass	Chk Pass	Chk Pass
High Limit	800000.					
Low Limit	-500000.					

Elem	K_7664	Li6707	Mg2790	Mn2576	Mo2020	Na5895
IS Ref	(Y_3710)	(Y_3710)	(Y_3710)	(Y_3600)	(Y_2243)	(Y_3710)
Units	ppb	ppb	ppb	ppb	ppb	ppb
Avg	46403.	375.24	1.0853	.55386	4.5834	57805.
Stddev	101.	2.17	9.4357	.07253	.3598	67.
%RSD	.21791	.57823	869.43	13.095	7.8490	.11583
Check ?	Chk Pass	Chk Pass	Chk Pass	Chk Pass	Chk Pass	Chk Pass
High Limit						
Low Limit						

PDF created with pdfFactory Pro trial version www.pdffactory.com

Sample Name: 240-67591-g-8-a Acquired: 8/1/2016 21:10:24 Type: Unk
Method: ICP I9 Method 200.7-6010(v140) Mode: CONC Corr. Factor: 1.000000
User: analyst Custom ID1: Custom ID2: Custom ID3:
Comment:

Elem	Ni2316	Pb2203	Sb2175	Se1960	Sn1899	Ti3372
IS Ref	(In2306)	(Y_2243)	(Y_2243)	(Y_2243)	(In2306)	(Y_3600)
Units	ppb	ppb	ppb	ppb	ppb	ppb
Avg	6.0608	5.0817	-3.331	-1.1007	1.0952	-2.9185
Stddev	.5581	1.1899	1.757	2.5031	.6632	.1511
%RSD	9.2082	23.415	52.76	227.40	60.555	5.1786
Check ?	Chk Pass	Chk Pass	Chk Pass	Chk Pass	Chk Pass	Chk Pass
High Limit						
Low Limit						

Elem	Tl1908	V_2908	Zn2062	Si2516	Sr3464
IS Ref	(In2306)	(Y_3710)	(In2306)	(Y_3710)	(Y_3710)
Units	ppb	ppb	ppb	ppb	ppb
Avg	3.9560	-1.1389	4.9664	77.527	16931.
Stddev	.8185	3.2261	.0820	2.029	25.
%RSD	20.690	283.27	1.6510	2.6174	.14985
Check ?	Chk Pass	Chk Pass	Chk Pass	Chk Pass	Chk Pass
High Limit					
Low Limit					

Int. Std.	In2306	Y_2243	Y_3600	Y_3710
Units	Cts/S	Cts/S	Cts/S	Cts/S
Avg	4910.8	3355.3	46297.	6485.5
Stddev	9.3	2.7	23.	10.1
%RSD	.19003	.07999	.04996	.15602
Check ?	Chk Pass	Chk Pass	Chk Pass	Chk Pass
Value	82.918%	91.051%	89.159%	95.613%
Range				

PDF created with pdfFactory Pro trial version www.pdffactory.com

Sample Name: 240-67632-e-1-a Acquired: 8/1/2016 21:14:39 Type: Unk
Method: ICP I9 Method 200.7-6010(v140) Mode: CONC Corr. Factor: 1.000000
User: analyst Custom ID1: Custom ID2: Custom ID3:
Comment:

Elem	Ag3280	Al3082	As1890	B_1826	Ba4554	Be3130	Ca3179
IS Ref	(Y_3600)	(Y_3710)	(Y_2243)	(Y_2243)	(Y_3710)	(Y_3710)	(Y_3710)
Units	ppb	ppb	ppb	ppb	ppb	ppb	ppb
Avg	-.08576	36.329	3.9645	247.75	167.10	-.05967	170250.
Stddev	.70930	22.082	1.2035	1.60	.48	.00619	1236.
%RSD	827.11	60.783	30.356	.64728	.28802	10.380	.72599
Check ?	Chk Pass	Chk Pass	Chk Pass	Chk Pass	Chk Pass	Chk Pass	Chk Pass
High Limit							
Low Limit							

Elem	Cd2288	Co2286	Cr2677	Cu3273	Fe2599	K_7664	Li6707
IS Ref	(Y_2243)	(In2306)	(Y_3600)	(Y_3600)	(Y_3710)	(Y_3710)	(Y_3710)
Units	ppb	ppb	ppb	ppb	ppb	ppb	ppb
Avg	.1219	-.01059	19.409	3.3367	2822.9	6857.7	77.503
Stddev	.0439	.01313	.194	.4575	10.2	55.7	1.141
%RSD	35.98	123.98	1.0000	13.711	.36257	.81229	1.4724
Check ?	Chk Pass	Chk Pass	Chk Pass	Chk Pass	Chk Pass	Chk Pass	Chk Pass
High Limit							
Low Limit							

Elem	Mg2790	Mn2576	Mo2020	Na5895	Ni2316	Pb2203	Sb2175
IS Ref	(Y_3710)	(Y_3600)	(Y_2243)	(Y_3710)	(In2306)	(Y_2243)	(Y_2243)
Units	ppb	ppb	ppb	ppb	ppb	ppb	ppb
Avg	26552.	1543.3	-.97525	160540.	6.9844	8.4617	-1.018
Stddev	119.	1.7	.07314	667.	.2676	.3316	1.159
%RSD	.44898	.10977	7.4995	.41532	3.8318	3.9183	113.8
Check ?	Chk Pass	Chk Pass	Chk Pass	Chk Pass	Chk Pass	Chk Pass	Chk Pass
High Limit							
Low Limit							

PDF created with pdfFactory Pro trial version www.pdffactory.com

Sample Name: 240-67632-e-1-a Acquired: 8/1/2016 21:14:39 Type: Unk
Method: ICP I9 Method 200.7-6010(v140) Mode: CONC Corr. Factor: 1.000000
User: analyst Custom ID1: Custom ID2: Custom ID3:
Comment:

Elem	Se1960	Sn1899	Ti3372	Tl1908	V_2908	Zn2062	Si2516
IS Ref	(Y_2243)	(In2306)	(Y_3600)	(In2306)	(Y_3710)	(In2306)	(Y_3710)
Units	ppb	ppb	ppb	ppb	ppb	ppb	ppb
Avg	-2.3959	-.12928	.40412	7.8235	2.5249	8.4936	5186.5
Stddev	3.4073	.23039	.45590	.9842	2.7623	.1376	50.6
%RSD	142.22	178.21	112.81	12.580	109.40	1.6203	.97573
Check ?	Chk Pass	Chk Pass	Chk Pass	Chk Pass	Chk Pass	Chk Pass	Chk Pass
High Limit							
Low Limit							

Elem	Sr3464
IS Ref	(Y_3710)
Units	ppb
Avg	1214.3
Stddev	4.2
%RSD	.34746
Check ?	Chk Pass
High Limit	
Low Limit	

Int. Std.	In2306	Y_2243	Y_3600	Y_3710
Units	Cts/S	Cts/S	Cts/S	Cts/S
Avg	5350.1	3563.6	49030.	6672.0
Stddev	13.1	7.4	51.	49.8
%RSD	.24458	.20877	.10485	.74578
Check ?	Chk Pass	Chk Pass	Chk Pass	Chk Pass
Value	90.336%	96.702%	94.423%	98.362%
Range				

PDF created with pdfFactory Pro trial version www.pdffactory.com

Sample Name: 240-67632-e-2-a Acquired: 8/1/2016 21:18:41 Type: Unk
Method: ICP I9 Method 200.7-6010(v140) Mode: CONC Corr. Factor: 1.000000
User: analyst Custom ID1: Custom ID2: Custom ID3:
Comment:

Elem	Ag3280	Al3082	As1890	B_1826	Ba4554	Be3130	Ca3179
IS Ref	(Y_3600)	(Y_3710)	(Y_2243)	(Y_2243)	(Y_3710)	(Y_3710)	(Y_3710)
Units	ppb	ppb	ppb	ppb	ppb	ppb	ppb
Avg	-.05433	203.40	3.9357	318.09	274.88	.06520	184380.
Stddev	.11319	27.12	.3274	1.19	.40	.04352	256.
%RSD	208.33	13.334	8.3190	.37296	.14706	66.742	.13901
Check ?	Chk Pass	Chk Pass	Chk Pass	Chk Pass	Chk Pass	Chk Pass	Chk Pass
High Limit							
Low Limit							

Elem	Cd2288	Co2286	Cr2677	Cu3273	Fe2599	K_7664	Li6707
IS Ref	(Y_2243)	(In2306)	(Y_3600)	(Y_3600)	(Y_3710)	(Y_3710)	(Y_3710)
Units	ppb	ppb	ppb	ppb	ppb	ppb	ppb
Avg	.1790	.86135	50.869	7.6318	2028.1	4481.6	109.96
Stddev	.0402	.13550	.441	.4293	4.3	53.4	1.60
%RSD	22.48	15.731	.86665	5.6244	.21005	1.1918	1.4507
Check ?	Chk Pass	Chk Pass	Chk Pass	Chk Pass	Chk Pass	Chk Pass	Chk Pass
High Limit							
Low Limit							

Elem	Mg2790	Mn2576	Mo2020	Na5895	Ni2316	Pb2203	Sb2175
IS Ref	(Y_3710)	(Y_3600)	(Y_2243)	(Y_3710)	(In2306)	(Y_2243)	(Y_2243)
Units	ppb	ppb	ppb	ppb	ppb	ppb	ppb
Avg	63432.	84.351	.41025	261110.	70.164	29.681	-1.094
Stddev	113.	.164	.19905	869.	1.075	.884	1.102
%RSD	.17792	.19495	48.520	.33299	1.5324	2.9792	100.7
Check ?	Chk Pass	Chk Pass	Chk Pass	Chk Pass	Chk Pass	Chk Pass	Chk Pass
High Limit							
Low Limit							

PDF created with pdfFactory Pro trial version www.pdffactory.com

Sample Name: 240-67632-e-2-a Acquired: 8/1/2016 21:18:41 Type: Unk
Method: ICP I9 Method 200.7-6010(v140) Mode: CONC Corr. Factor: 1.000000
User: analyst Custom ID1: Custom ID2: Custom ID3:
Comment:

Elem	Se1960	Sn1899	Ti3372	Tl1908	V_2908	Zn2062	Si2516
IS Ref	(Y_2243)	(In2306)	(Y_3600)	(In2306)	(Y_3710)	(In2306)	(Y_3710)
Units	ppb	ppb	ppb	ppb	ppb	ppb	ppb
Avg	-4.4333	.28967	2.5477	2.0150	-1.1425	7.6910	7770.8
Stddev	1.1052	.35238	.3483	.4115	2.0634	.1295	53.5
%RSD	24.929	121.65	13.671	20.422	180.60	1.6841	.68842
Check ?	Chk Pass	Chk Pass	Chk Pass	Chk Pass	Chk Pass	Chk Pass	Chk Pass
High Limit							
Low Limit							

Elem	Sr3464
IS Ref	(Y_3710)
Units	ppb
Avg	1136.0
Stddev	2.4
%RSD	.20802
Check ?	Chk Pass
High Limit	
Low Limit	

Int. Std.	In2306	Y_2243	Y_3600	Y_3710
Units	Cts/S	Cts/S	Cts/S	Cts/S
Avg	5171.1	3489.0	47703.	6589.0
Stddev	9.2	5.9	84.	20.0
%RSD	.17810	.16925	.17567	.30391
Check ?	Chk Pass	Chk Pass	Chk Pass	Chk Pass
Value	87.314%	94.680%	91.867%	97.139%
Range				

PDF created with pdfFactory Pro trial version www.pdffactory.com

Sample Name: 240-67632-e-3-a Acquired: 8/1/2016 21:22:48 Type: Unk
Method: ICP I9 Method 200.7-6010(v140) Mode: CONC Corr. Factor: 1.000000
User: analyst Custom ID1: Custom ID2: Custom ID3:
Comment:

Elem	Ag3280	Al3082	As1890	B_1826	Ba4554	Be3130	Ca3179
IS Ref	(Y_3600)	(Y_3710)	(Y_2243)	(Y_2243)	(Y_3710)	(Y_3710)	(Y_3710)
Units	ppb	ppb	ppb	ppb	ppb	ppb	ppb
Avg	.10398	8.5804	7.0218	321.47	88.705	-.01232	112770.
Stddev	.20417	13.237	1.0180	3.17	.475	.00705	391.
%RSD	196.35	154.28	14.497	.98642	.53591	57.269	.34675
Check ?	Chk Pass	Chk Pass	Chk Pass	Chk Pass	Chk Pass	Chk Pass	Chk Pass
High Limit							
Low Limit							

Elem	Cd2288	Co2286	Cr2677	Cu3273	Fe2599	K_7664	Li6707
IS Ref	(Y_2243)	(In2306)	(Y_3600)	(Y_3600)	(Y_3710)	(Y_3710)	(Y_3710)
Units	ppb	ppb	ppb	ppb	ppb	ppb	ppb
Avg	.1164	.50497	37.258	4.9685	4658.6	14425.	99.602
Stddev	.1090	.13171	.135	.3772	11.3	48.	.421
%RSD	93.61	26.083	.36145	7.5919	.24205	.33263	.42316
Check ?	Chk Pass	Chk Pass	Chk Pass	Chk Pass	Chk Pass	Chk Pass	Chk Pass
High Limit							
Low Limit							

Elem	Mg2790	Mn2576	Mo2020	Na5895	Ni2316	Pb2203	Sb2175
IS Ref	(Y_3710)	(Y_3600)	(Y_2243)	(Y_3710)	(In2306)	(Y_2243)	(Y_2243)
Units	ppb	ppb	ppb	ppb	ppb	ppb	ppb
Avg	51853.	196.94	.69878	58487.	28.699	7.5701	.9518
Stddev	54.	.22	.22389	146.	.252	.2516	1.389
%RSD	.10451	.11045	32.040	.24942	.87876	3.3234	146.0
Check ?	Chk Pass	Chk Pass	Chk Pass	Chk Pass	Chk Pass	Chk Pass	Chk Pass
High Limit							
Low Limit							

PDF created with pdfFactory Pro trial version www.pdffactory.com

Sample Name: 240-67632-e-3-a Acquired: 8/1/2016 21:22:48 Type: Unk
Method: ICP I9 Method 200.7-6010(v140) Mode: CONC Corr. Factor: 1.000000
User: analyst Custom ID1: Custom ID2: Custom ID3:
Comment:

Elem	Se1960	Sn1899	Ti3372	Tl1908	V_2908	Zn2062	Si2516
IS Ref	(Y_2243)	(In2306)	(Y_3600)	(In2306)	(Y_3710)	(In2306)	(Y_3710)
Units	ppb	ppb	ppb	ppb	ppb	ppb	ppb
Avg	-3.6733	.76338	.35897	2.4836	3.3516	20.007	5693.5
Stddev	.7219	.94734	.15241	.4672	3.0364	.322	42.5
%RSD	19.653	124.10	42.459	18.812	90.597	1.6112	.74586
Check ?	Chk Pass	Chk Pass	Chk Pass	Chk Pass	Chk Pass	Chk Pass	Chk Pass
High Limit							
Low Limit							

Elem	Sr3464
IS Ref	(Y_3710)
Units	ppb
Avg	217.79
Stddev	3.51
%RSD	1.6108
Check ?	Chk Pass
High Limit	
Low Limit	

Int. Std.	In2306	Y_2243	Y_3600	Y_3710
Units	Cts/S	Cts/S	Cts/S	Cts/S
Avg	5466.4	3592.8	49824.	6693.1
Stddev	6.9	7.2	89.	10.2
%RSD	.12594	.20015	.17946	.15303
Check ?	Chk Pass	Chk Pass	Chk Pass	Chk Pass
Value	92.300%	97.496%	95.953%	98.674%
Range				

PDF created with pdfFactory Pro trial version www.pdffactory.com

Sample Name: CCV-2632473 Acquired: 8/1/2016 21:26:50 Type: QC
Method: ICP I9 Method 200.7-6010(v140) Mode: CONC Corr. Factor: 1.000000
User: analyst Custom ID1: Custom ID2: Custom ID3:
Comment:

Elem	Ag3280	Al3082	As1890	B_1826	Ba4554	Be3130	Ca3179	Cd2288
IS Ref	(Y_3600)	(Y_3710)	(Y_2243)	(Y_2243)	(Y_3710)	(Y_3710)	(Y_3710)	(Y_2243)
Units	ppb	ppb	ppb	ppb	ppb	ppb	ppb	ppb
Avg	1010.0	24417.	485.32	5285.1	1990.3	2011.8	51442.	505.5
Stddev	1.1	519.	9.33	159.2	14.9	10.1	520.	1.8
%RSD	.10873	2.1274	1.9215	3.0130	.75052	.50448	1.0101	.3480
Check ?	Chk Pass	Chk Pass	Chk Pass	Chk Pass	Chk Pass	Chk Pass	Chk Pass	Chk Pass
Value								
Range								

Elem	Co2286	Cr2677	Cu3273	Fe2599	K_7664	Li6707	Mg2790	Mn2576
IS Ref	(In2306)	(Y_3600)	(Y_3600)	(Y_3710)	(Y_3710)	(Y_3710)	(Y_3710)	(Y_3600)
Units	ppb	ppb	ppb	ppb	ppb	ppb	ppb	ppb
Avg	1978.0	1939.5	1945.6	25313.	53146.	5082.1	49641.	1963.0
Stddev	2.4	6.4	.6	70.	1579.	71.3	529.	7.8
%RSD	.11882	.33128	.02892	.27700	2.9702	1.4027	1.0652	.39751
Check ?	Chk Pass	Chk Pass	Chk Pass	Chk Pass	Chk Pass	Chk Pass	Chk Pass	Chk Pass
Value								
Range								

Elem	Mo2020	Na5895	Ni2316	Pb2203	Sb2175	Se1960	Sn1899	Ti3372
IS Ref	(Y_2243)	(Y_3710)	(In2306)	(Y_2243)	(Y_2243)	(Y_2243)	(In2306)	(Y_3600)
Units	ppb	ppb	ppb	ppb	ppb	ppb	ppb	ppb
Avg	1998.6	51544.	1994.5	474.48	512.9	500.98	5107.7	5084.8
Stddev	6.6	937.	4.4	7.27	2.2	4.71	5.9	11.7
%RSD	.32792	1.8174	.21975	1.5323	.4271	.94097	.11572	.23022
Check ?	Chk Pass	Chk Pass	Chk Pass	Chk Pass	Chk Pass	Chk Pass	Chk Pass	Chk Pass
Value								
Range								

PDF created with pdfFactory Pro trial version www.pdffactory.com

Sample Name: CCV-2632473 Acquired: 8/1/2016 21:26:50 Type: QC
Method: ICP I9 Method 200.7-6010(v140) Mode: CONC Corr. Factor: 1.000000
User: analyst Custom ID1: Custom ID2: Custom ID3:
Comment:

Elem	Tl1908	V_2908	Zn2062	Si2516	Sr3464
IS Ref	(In2306)	(Y_3710)	(In2306)	(Y_3710)	(Y_3710)
Units	ppb	ppb	ppb	ppb	ppb
Avg	996.23	1954.0	2050.1	5108.4	4934.3
Stddev	11.43	30.9	3.9	53.5	41.8
%RSD	1.1475	1.5816	.18935	1.0474	.84724
Check ?	Chk Pass	Chk Pass	Chk Pass	Chk Pass	Chk Pass
Value					
Range					

Int. Std.	In2306	Y_2243	Y_3600	Y_3710
Units	Cts/S	Cts/S	Cts/S	Cts/S
Avg	5266.5	3523.8	45964.	6406.9
Stddev	134.3	91.4	454.	54.6
%RSD	2.5509	2.5933	.98681	.85254

PDF created with pdfFactory Pro trial version www.pdffactory.com

Sample Name: CCB Acquired: 8/1/2016 21:30:30 Type: QC
Method: ICP I9 Method 200.7-6010(v140) Mode: CONC Corr. Factor: 1.000000
User: analyst Custom ID1: Custom ID2: Custom ID3:
Comment:

Elem	Ag3280	Al3082	As1890	B_1826	Ba4554	Be3130	Ca3179
IS Ref	(Y_3600)	(Y_3710)	(Y_2243)	(Y_2243)	(Y_3710)	(Y_3710)	(Y_3710)
Units	ppb	ppb	ppb	ppb	ppb	ppb	ppb
Avg	-.11680	-9.2566	2.9916	10.975	.38888	.07073	3.7992
Stddev	.16708	9.7699	.8982	.622	.13175	.12253	1.5663
%RSD	143.04	105.55	30.026	5.6642	33.878	173.23	41.228
Check ?	Chk Pass	Chk Pass	Chk Pass	Chk Pass	Chk Pass	Chk Pass	Chk Pass
High Limit							
Low Limit							

Elem	Cd2288	Co2286	Cr2677	Cu3273	Fe2599	K_7664	Li6707
IS Ref	(Y_2243)	(In2306)	(Y_3600)	(Y_3600)	(Y_3710)	(Y_3710)	(Y_3710)
Units	ppb	ppb	ppb	ppb	ppb	ppb	ppb
Avg	.1357	-.25518	.16248	.71561	1.7236	161.74	F 75.530
Stddev	.1965	.06370	.03750	.52399	.5051	6.46	57.153
%RSD	144.9	24.963	23.079	73.223	29.308	3.9938	75.670
Check ?	Chk Pass	Chk Pass	Chk Pass	Chk Pass	Chk Pass	Chk Pass	Chk Fail
High Limit							50.000
Low Limit							-50.000

Elem	Mg2790	Mn2576	Mo2020	Na5895	Ni2316	Pb2203	Sb2175
IS Ref	(Y_3710)	(Y_3600)	(Y_2243)	(Y_3710)	(In2306)	(Y_2243)	(Y_2243)
Units	ppb	ppb	ppb	ppb	ppb	ppb	ppb
Avg	-4.7872	.05004	2.7508	354.83	-.20066	-1.4217	-.4493
Stddev	10.646	.03475	.1682	3.07	.19289	.6181	1.242
%RSD	222.39	69.439	6.1143	.86643	96.129	43.476	276.4
Check ?	Chk Pass	Chk Pass	Chk Pass	Chk Pass	Chk Pass	Chk Pass	Chk Pass
High Limit							
Low Limit							

PDF created with pdfFactory Pro trial version www.pdffactory.com

Sample Name: CCB Acquired: 8/1/2016 21:30:30 Type: QC
Method: ICP I9 Method 200.7-6010(v140) Mode: CONC Corr. Factor: 1.000000
User: analyst Custom ID1: Custom ID2: Custom ID3:
Comment:

Elem	Se1960	Sn1899	Ti3372	Tl1908	V_2908	Zn2062	Si2516
IS Ref	(Y_2243)	(In2306)	(Y_3600)	(In2306)	(Y_3710)	(In2306)	(Y_3710)
Units	ppb	ppb	ppb	ppb	ppb	ppb	ppb
Avg	-.76616	.33694	1.2923	.52655	-.91036	-.19644	-38.555
Stddev	2.8004	.42401	.1121	.88034	1.1487	.01818	5.677
%RSD	365.52	125.84	8.6723	167.19	126.18	9.2553	14.725
Check ?	Chk Pass	Chk Pass	Chk Pass	Chk Pass	Chk Pass	Chk Pass	Chk Pass
High Limit							
Low Limit							

Elem	Sr3464
IS Ref	(Y_3710)
Units	ppb
Avg	.45154
Stddev	5.4900
%RSD	1215.9
Check ?	Chk Pass
High Limit	
Low Limit	

Int. Std.	In2306	Y_2243	Y_3600	Y_3710
Units	Cts/S	Cts/S	Cts/S	Cts/S
Avg	6075.5	3760.1	52690.	6644.0
Stddev	5.5	8.0	56.	21.9
%RSD	.08994	.21192	.10611	.32999

PDF created with pdfFactory Pro trial version www.pdffactory.com

Sample Name: 240-67632-e-4-a Acquired: 8/1/2016 21:34:39 Type: Unk
Method: ICP I9 Method 200.7-6010(v140) Mode: CONC Corr. Factor: 1.000000
User: analyst Custom ID1: Custom ID2: Custom ID3:
Comment:

Elem	Ag3280	Al3082	As1890	B_1826	Ba4554	Be3130	Ca3179
IS Ref	(Y_3600)	(Y_3710)	(Y_2243)	(Y_2243)	(Y_3710)	(Y_3710)	(Y_3710)
Units	ppb	ppb	ppb	ppb	ppb	ppb	ppb
Avg	-.03896	56.659	2.4761	282.82	41.941	.00329	130790.
Stddev	.32104	11.907	.2829	1.03	.266	.06669	366.
%RSD	824.06	21.016	11.424	.36417	.63462	2024.0	.27957
Check ?	Chk Pass	Chk Pass	Chk Pass	Chk Pass	Chk Pass	Chk Pass	Chk Pass
High Limit							
Low Limit							

Elem	Cd2288	Co2286	Cr2677	Cu3273	Fe2599	K_7664	Li6707
IS Ref	(Y_2243)	(In2306)	(Y_3600)	(Y_3600)	(Y_3710)	(Y_3710)	(Y_3710)
Units	ppb	ppb	ppb	ppb	ppb	ppb	ppb
Avg	-.0039	.95556	13.572	2.3544	4968.4	8915.2	73.867
Stddev	.0656	.10295	.150	1.0730	2.9	5.0	.791
%RSD	1681.	10.774	1.1040	45.575	.05935	.05590	1.0711
Check ?	Chk Pass	Chk Pass	Chk Pass	Chk Pass	Chk Pass	Chk Pass	Chk Pass
High Limit							
Low Limit							

Elem	Mg2790	Mn2576	Mo2020	Na5895	Ni2316	Pb2203	Sb2175
IS Ref	(Y_3710)	(Y_3600)	(Y_2243)	(Y_3710)	(In2306)	(Y_2243)	(Y_2243)
Units	ppb	ppb	ppb	ppb	ppb	ppb	ppb
Avg	37352.	441.02	.14760	54442.	15.412	.62619	.0896
Stddev	101.	1.06	.15522	98.	.158	.95968	.6936
%RSD	.26938	.24043	105.16	.17918	1.0274	153.26	774.5
Check ?	Chk Pass	Chk Pass	Chk Pass	Chk Pass	Chk Pass	Chk Pass	Chk Pass
High Limit							
Low Limit							

PDF created with pdfFactory Pro trial version www.pdffactory.com

Sample Name: 240-67632-e-4-a Acquired: 8/1/2016 21:34:39 Type: Unk
Method: ICP I9 Method 200.7-6010(v140) Mode: CONC Corr. Factor: 1.000000
User: analyst Custom ID1: Custom ID2: Custom ID3:
Comment:

Elem	Se1960	Sn1899	Ti3372	Tl1908	V_2908	Zn2062	Si2516
IS Ref	(Y_2243)	(In2306)	(Y_3600)	(In2306)	(Y_3710)	(In2306)	(Y_3710)
Units	ppb	ppb	ppb	ppb	ppb	ppb	ppb
Avg	-2.8084	-.02999	1.3277	2.9491	1.3786	8.8458	6556.7
Stddev	1.6121	.44081	.1579	1.6244	3.3791	.0518	49.5
%RSD	57.403	1469.8	11.890	55.081	245.11	.58547	.75478
Check ?	Chk Pass	Chk Pass	Chk Pass	Chk Pass	Chk Pass	Chk Pass	Chk Pass
High Limit							
Low Limit							

Elem	Sr3464
IS Ref	(Y_3710)
Units	ppb
Avg	243.36
Stddev	4.98
%RSD	2.0452
Check ?	Chk Pass
High Limit	
Low Limit	

Int. Std.	In2306	Y_2243	Y_3600	Y_3710
Units	Cts/S	Cts/S	Cts/S	Cts/S
Avg	5508.5	3606.9	49779.	6704.7
Stddev	7.9	5.7	65.	18.4
%RSD	.14348	.15708	.13075	.27473
Check ?	Chk Pass	Chk Pass	Chk Pass	Chk Pass
Value	93.010%	97.879%	95.864%	98.845%
Range				

PDF created with pdfFactory Pro trial version www.pdffactory.com

Sample Name: 240-67632-e-5-a Acquired: 8/1/2016 21:38:41 Type: Unk
Method: ICP I9 Method 200.7-6010(v140) Mode: CONC Corr. Factor: 1.000000
User: analyst Custom ID1: Custom ID2: Custom ID3:
Comment:

Elem	Ag3280	Al3082	As1890	B_1826	Ba4554	Be3130	Ca3179
IS Ref	(Y_3600)	(Y_3710)	(Y_2243)	(Y_2243)	(Y_3710)	(Y_3710)	(Y_3710)
Units	ppb	ppb	ppb	ppb	ppb	ppb	ppb
Avg	-.31270	44.097	3.1556	285.15	42.257	-.06312	132170.
Stddev	.34891	11.473	1.7372	.22	.224	.09048	392.
%RSD	111.58	26.018	55.051	.07604	.53122	143.35	.29634
Check ?	Chk Pass	Chk Pass	Chk Pass	Chk Pass	Chk Pass	Chk Pass	Chk Pass
High Limit							
Low Limit							

Elem	Cd2288	Co2286	Cr2677	Cu3273	Fe2599	K_7664	Li6707
IS Ref	(Y_2243)	(In2306)	(Y_3600)	(Y_3600)	(Y_3710)	(Y_3710)	(Y_3710)
Units	ppb	ppb	ppb	ppb	ppb	ppb	ppb
Avg	.0400	1.1209	13.158	1.9237	4921.4	9017.8	74.996
Stddev	.1113	.2301	.059	.6914	9.9	28.4	2.085
%RSD	278.3	20.532	.44974	35.941	.20109	.31530	2.7799
Check ?	Chk Pass	Chk Pass	Chk Pass	Chk Pass	Chk Pass	Chk Pass	Chk Pass
High Limit							
Low Limit							

Elem	Mg2790	Mn2576	Mo2020	Na5895	Ni2316	Pb2203	Sb2175
IS Ref	(Y_3710)	(Y_3600)	(Y_2243)	(Y_3710)	(In2306)	(Y_2243)	(Y_2243)
Units	ppb	ppb	ppb	ppb	ppb	ppb	ppb
Avg	38059.	442.47	-.10229	55047.	15.492	1.9738	.4052
Stddev	178.	1.28	.26733	119.	.156	1.9856	1.766
%RSD	.46842	.28825	261.34	.21535	1.0066	100.60	435.8
Check ?	Chk Pass	Chk Pass	Chk Pass	Chk Pass	Chk Pass	Chk Pass	Chk Pass
High Limit							
Low Limit							

PDF created with pdfFactory Pro trial version www.pdffactory.com

Sample Name: 240-67632-e-5-a Acquired: 8/1/2016 21:38:41 Type: Unk
Method: ICP I9 Method 200.7-6010(v140) Mode: CONC Corr. Factor: 1.000000
User: analyst Custom ID1: Custom ID2: Custom ID3:
Comment:

Elem	Se1960	Sn1899	Ti3372	Tl1908	V_2908	Zn2062	Si2516
IS Ref	(Y_2243)	(In2306)	(Y_3600)	(In2306)	(Y_3710)	(In2306)	(Y_3710)
Units	ppb	ppb	ppb	ppb	ppb	ppb	ppb
Avg	-1.0258	-.37479	1.2253	3.8369	1.8107	8.7622	6611.2
Stddev	3.1353	.31377	.1119	.7176	1.8642	.1799	24.2
%RSD	305.63	83.718	9.1331	18.704	102.96	2.0533	.36679
Check ?	Chk Pass	Chk Pass	Chk Pass	Chk Pass	Chk Pass	Chk Pass	Chk Pass
High Limit							
Low Limit							

Elem	Sr3464
IS Ref	(Y_3710)
Units	ppb
Avg	246.68
Stddev	2.50
%RSD	1.0144
Check ?	Chk Pass
High Limit	
Low Limit	

Int. Std.	In2306	Y_2243	Y_3600	Y_3710
Units	Cts/S	Cts/S	Cts/S	Cts/S
Avg	5499.0	3604.7	49944.	6673.1
Stddev	4.6	7.1	154.	11.5
%RSD	.08446	.19747	.30920	.17195
Check ?	Chk Pass	Chk Pass	Chk Pass	Chk Pass
Value	92.851%	97.820%	96.184%	98.379%
Range				

PDF created with pdfFactory Pro trial version www.pdffactory.com

Sample Name: 240-67632-e-7-a Acquired: 8/1/2016 21:42:43 Type: Unk
Method: ICP I9 Method 200.7-6010(v140) Mode: CONC Corr. Factor: 1.000000
User: analyst Custom ID1: Custom ID2: Custom ID3:
Comment:

Elem	Ag3280	Al3082	As1890	B_1826	Ba4554	Be3130	Ca3179
IS Ref	(Y_3600)	(Y_3710)	(Y_2243)	(Y_2243)	(Y_3710)	(Y_3710)	(Y_3710)
Units	ppb	ppb	ppb	ppb	ppb	ppb	ppb
Avg	.43710	69.582	44.517	1929.2	26.298	.19477	227090.
Stddev	.36927	.634	2.022	15.2	.291	.03518	1947.
%RSD	84.482	.91170	4.5415	.78596	1.1080	18.065	.85754
Check ?	Chk Pass	Chk Pass	Chk Pass	Chk Pass	Chk Pass	Chk Pass	Chk Pass
High Limit							
Low Limit							

Elem	Cd2288	Co2286	Cr2677	Cu3273	Fe2599	K_7664	Li6707
IS Ref	(Y_2243)	(In2306)	(Y_3600)	(Y_3600)	(Y_3710)	(Y_3710)	(Y_3710)
Units	ppb	ppb	ppb	ppb	ppb	ppb	ppb
Avg	1.705	82.491	18.570	16.209	128.89	32979.	123.11
Stddev	.085	.409	.052	.248	1.99	96.	3.22
%RSD	5.003	.49615	.27897	1.5286	1.5460	.29035	2.6139
Check ?	Chk Pass	Chk Pass	Chk Pass	Chk Pass	Chk Pass	Chk Pass	Chk Pass
High Limit							
Low Limit							

Elem	Mg2790	Mn2576	Mo2020	Na5895	Ni2316	Pb2203	Sb2175
IS Ref	(Y_3710)	(Y_3600)	(Y_2243)	(Y_3710)	(In2306)	(Y_2243)	(Y_2243)
Units	ppb	ppb	ppb	ppb	ppb	ppb	ppb
Avg	74542.	1566.4	42.682	205010.	5987.6	1.3575	-.6013
Stddev	220.	.2	.345	1881.	43.2	.4830	1.771
%RSD	.29564	.01011	.80860	.91749	.72213	35.582	294.6
Check ?	Chk Pass	Chk Pass	Chk Pass	Chk Pass	Chk Pass	Chk Pass	Chk Pass
High Limit							
Low Limit							

PDF created with pdfFactory Pro trial version www.pdffactory.com

Sample Name: 240-67632-e-7-a Acquired: 8/1/2016 21:42:43 Type: Unk
Method: ICP I9 Method 200.7-6010(v140) Mode: CONC Corr. Factor: 1.000000
User: analyst Custom ID1: Custom ID2: Custom ID3:
Comment:

Elem	Se1960	Sn1899	Ti3372	Tl1908	V_2908	Zn2062	Si2516
IS Ref	(Y_2243)	(In2306)	(Y_3600)	(In2306)	(Y_3710)	(In2306)	(Y_3710)
Units	ppb	ppb	ppb	ppb	ppb	ppb	ppb
Avg	-3.4418	.19990	.18611	7.6426	.73266	623.22	5902.1
Stddev	.4883	.63449	.22706	.7803	3.3079	3.94	47.8
%RSD	14.188	317.40	122.00	10.210	451.50	.63262	.81022
Check ?	Chk Pass	Chk Pass	Chk Pass	Chk Pass	Chk Pass	Chk Pass	Chk Pass
High Limit							
Low Limit							

Elem	Sr3464
IS Ref	(Y_3710)
Units	ppb
Avg	444.79
Stddev	3.78
%RSD	.84942
Check ?	Chk Pass
High Limit	
Low Limit	

Int. Std.	In2306	Y_2243	Y_3600	Y_3710
Units	Cts/S	Cts/S	Cts/S	Cts/S
Avg	5219.5	3494.2	48301.	6627.7
Stddev	18.8	7.2	88.	23.0
%RSD	.35924	.20548	.18147	.34648
Check ?	Chk Pass	Chk Pass	Chk Pass	Chk Pass
Value	88.130%	94.819%	93.020%	97.710%
Range				

PDF created with pdfFactory Pro trial version www.pdffactory.com

Sample Name: 240-67632-e-8-a Acquired: 8/1/2016 21:46:55 Type: Unk
Method: ICP I9 Method 200.7-6010(v140) Mode: CONC Corr. Factor: 1.000000
User: analyst Custom ID1: Custom ID2: Custom ID3:
Comment:

Elem	Ag3280	Al3082	As1890	B_1826	Ba4554	Be3130	Ca3179	Cd2288
IS Ref	(Y_3600)	(Y_3710)	(Y_2243)	(Y_2243)	(Y_3710)	(Y_3710)	(Y_3710)	(Y_2243)
Units	ppb	ppb	ppb	ppb	ppb	ppb	ppb	ppb
Avg	.26592	-3.0044	-.36941	8.9335	.22889	-.04184	89.475	-.0116
Stddev	.20240	11.592	2.2198	.4491	.26537	.16024	.492	.0581
%RSD	76.111	385.84	600.89	5.0272	115.94	382.97	.54994	500.8
Check ?	Chk Pass	Chk Pass	Chk Pass	Chk Pass	Chk Pass	Chk Pass	Chk Pass	Chk Pass
High Limit								
Low Limit								

Elem	Co2286	Cr2677	Cu3273	Fe2599	K_7664	Li6707	Mg2790	Mn2576
IS Ref	(In2306)	(Y_3600)	(Y_3600)	(Y_3710)	(Y_3710)	(Y_3710)	(Y_3710)	(Y_3600)
Units	ppb	ppb	ppb	ppb	ppb	ppb	ppb	ppb
Avg	-.03739	.65261	1.0167	3.3572	157.91	30.607	12.486	.27385
Stddev	.28478	.12531	.6315	.6846	25.94	.367	17.389	.00578
%RSD	761.66	19.201	62.109	20.392	16.429	1.2000	139.26	2.1102
Check ?	Chk Pass	Chk Pass	Chk Pass	Chk Pass	Chk Pass	Chk Pass	Chk Pass	Chk Pass
High Limit								
Low Limit								

Elem	Mo2020	Na5895	Ni2316	Pb2203	Sb2175	Se1960	Sn1899	Ti3372
IS Ref	(Y_2243)	(Y_3710)	(In2306)	(Y_2243)	(Y_2243)	(Y_2243)	(In2306)	(Y_3600)
Units	ppb	ppb	ppb	ppb	ppb	ppb	ppb	ppb
Avg	-.17993	493.75	1.3978	-.68976	.8471	-3.2181	-.46082	-.04361
Stddev	.24244	8.46	.2625	.68716	.9955	1.1825	.33834	.23925
%RSD	134.74	1.7130	18.777	99.623	117.5	36.746	73.421	548.57
Check ?	Chk Pass	Chk Pass	Chk Pass	Chk Pass	Chk Pass	Chk Pass	Chk Pass	Chk Pass
High Limit								
Low Limit								

PDF created with pdfFactory Pro trial version www.pdffactory.com

Sample Name: 240-67632-e-8-a Acquired: 8/1/2016 21:46:55 Type: Unk
Method: ICP I9 Method 200.7-6010(v140) Mode: CONC Corr. Factor: 1.000000
User: analyst Custom ID1: Custom ID2: Custom ID3:
Comment:

Elem	Tl1908	V_2908	Zn2062	Si2516	Sr3464
IS Ref	(In2306)	(Y_3710)	(In2306)	(Y_3710)	(Y_3710)
Units	ppb	ppb	ppb	ppb	ppb
Avg	.35408	.05571	.83211	30.412	-.28253
Stddev	.36612	1.5051	.08979	7.959	1.7098
%RSD	103.40	2701.4	10.791	26.170	605.19
Check ?	Chk Pass	Chk Pass	Chk Pass	Chk Pass	Chk Pass
High Limit					
Low Limit					

Int. Std.	In2306	Y_2243	Y_3600	Y_3710
Units	Cts/S	Cts/S	Cts/S	Cts/S
Avg	6094.0	3780.1	52942.	6734.3
Stddev	15.5	3.9	169.	21.5
%RSD	.25465	.10298	.31827	.31993
Check ?	Chk Pass	Chk Pass	Chk Pass	Chk Pass
Value	102.90%	102.58%	101.96%	99.281%
Range				

PDF created with pdfFactory Pro trial version www.pdffactory.com

Sample Name: 240-67632-e-9-a Acquired: 8/1/2016 21:51:03 Type: Unk
Method: ICP I9 Method 200.7-6010(v140) Mode: CONC Corr. Factor: 1.000000
User: analyst Custom ID1: Custom ID2: Custom ID3:
Comment:

Elem	Ag3280	Al3082	As1890	B_1826	Ba4554	Be3130	Ca3179
IS Ref	(Y_3600)	(Y_3710)	(Y_2243)	(Y_2243)	(Y_3710)	(Y_3710)	(Y_3710)
Units	ppb	ppb	ppb	ppb	ppb	ppb	ppb
Avg	.00118	25.152	19.079	459.38	76.761	.05667	174340.
Stddev	.40604	5.240	1.325	3.80	.144	.08352	387.
%RSD	34496.	20.835	6.9478	.82767	.18818	147.37	.22196
Check ?	Chk Pass	Chk Pass	Chk Pass	Chk Pass	Chk Pass	Chk Pass	Chk Pass
High Limit							
Low Limit							

Elem	Cd2288	Co2286	Cr2677	Cu3273	Fe2599	K_7664	Li6707
IS Ref	(Y_2243)	(In2306)	(Y_3600)	(Y_3600)	(Y_3710)	(Y_3710)	(Y_3710)
Units	ppb	ppb	ppb	ppb	ppb	ppb	ppb
Avg	.1683	3.3322	3.7885	1.4346	18199.	20290.	73.077
Stddev	.1974	.2042	.3533	.3046	53.	16.	1.347
%RSD	117.2	6.1288	9.3254	21.236	.29108	.08053	1.8428
Check ?	Chk Pass	Chk Pass	Chk Pass	Chk Pass	Chk Pass	Chk Pass	Chk Pass
High Limit							
Low Limit							

Elem	Mg2790	Mn2576	Mo2020	Na5895	Ni2316	Pb2203	Sb2175
IS Ref	(Y_3710)	(Y_3600)	(Y_2243)	(Y_3710)	(In2306)	(Y_2243)	(Y_2243)
Units	ppb	ppb	ppb	ppb	ppb	ppb	ppb
Avg	39054.	1137.7	1.5093	119740.	287.86	.95520	-.1179
Stddev	154.	.6	.1601	188.	2.78	.31071	.4996
%RSD	.39449	.05000	10.610	.15734	.96420	32.528	423.8
Check ?	Chk Pass	Chk Pass	Chk Pass	Chk Pass	Chk Pass	Chk Pass	Chk Pass
High Limit							
Low Limit							

PDF created with pdfFactory Pro trial version www.pdffactory.com

Sample Name: 240-67632-e-9-a Acquired: 8/1/2016 21:51:03 Type: Unk
Method: ICP I9 Method 200.7-6010(v140) Mode: CONC Corr. Factor: 1.000000
User: analyst Custom ID1: Custom ID2: Custom ID3:
Comment:

Elem	Se1960	Sn1899	Ti3372	Tl1908	V_2908	Zn2062	Si2516
IS Ref	(Y_2243)	(In2306)	(Y_3600)	(In2306)	(Y_3710)	(In2306)	(Y_3710)
Units	ppb	ppb	ppb	ppb	ppb	ppb	ppb
Avg	-1.7844	.03827	.08756	6.6076	.81208	5.7659	10922.
Stddev	.9441	.44646	.36382	.8497	1.8517	.0611	75.
%RSD	52.908	1166.6	415.52	12.860	228.02	1.0591	.69029
Check ?	Chk Pass	Chk Pass	Chk Pass	Chk Pass	Chk Pass	Chk Pass	Chk Pass
High Limit							
Low Limit							

Elem	Sr3464
IS Ref	(Y_3710)
Units	ppb
Avg	329.42
Stddev	4.44
%RSD	1.3465
Check ?	Chk Pass
High Limit	
Low Limit	

Int. Std.	In2306	Y_2243	Y_3600	Y_3710
Units	Cts/S	Cts/S	Cts/S	Cts/S
Avg	5362.0	3555.0	48577.	6534.0
Stddev	1.9	2.1	30.	20.7
%RSD	.03487	.05976	.06142	.31665
Check ?	Chk Pass	Chk Pass	Chk Pass	Chk Pass
Value	90.537%	96.471%	93.550%	96.329%
Range				

PDF created with pdfFactory Pro trial version www.pdffactory.com

Sample Name: 240-67632-e-10-a Acquired: 8/1/2016 21:55:03 Type: Unk
Method: ICP I9 Method 200.7-6010(v140) Mode: CONC Corr. Factor: 1.000000
User: analyst Custom ID1: Custom ID2: Custom ID3:
Comment:

Elem	Ag3280	Al3082	As1890	B_1826	Ba4554	Be3130
IS Ref	(Y_3600)	(Y_3710)	(Y_2243)	(Y_2243)	(Y_3710)	(Y_3710)
Units	ppb	ppb	ppb	ppb	ppb	ppb
Avg	-.04564	23.751	137.32	4319.1	25.635	.34881
Stddev	.26577	12.920	1.33	50.1	.099	.02207
%RSD	582.37	54.397	.96775	1.1593	.38709	6.3277
Check ?	Chk Pass	Chk Pass	Chk Pass	Chk Pass	Chk Pass	Chk Pass
High Limit						
Low Limit						

Elem	Ca3179	Cd2288	Co2286	Cr2677	Cu3273	Fe2599
IS Ref	(Y_3710)	(Y_2243)	(In2306)	(Y_3600)	(Y_3600)	(Y_3710)
Units	ppb	ppb	ppb	ppb	ppb	ppb
Avg	391940.	.0611	27.853	241.73	6.1188	5742.7
Stddev	2725.	.1411	.463	.23	.4530	12.6
%RSD	.69536	231.1	1.6639	.09656	7.4031	.21863
Check ?	Chk Pass	Chk Pass	Chk Pass	Chk Pass	Chk Pass	Chk Pass
High Limit						
Low Limit						

Elem	K_7664	Li6707	Mg2790	Mn2576	Mo2020	Na5895
IS Ref	(Y_3710)	(Y_3710)	(Y_3710)	(Y_3600)	(Y_2243)	(Y_3710)
Units	ppb	ppb	ppb	ppb	ppb	ppb
Avg	105590.	261.13	131790.	1426.0	3.4934	F 622020.
Stddev	121.	4.29	285.	5.2	.0617	1493.
%RSD	.11444	1.6420	.21649	.36446	1.7655	.24005
Check ?	Chk Pass	Chk Pass	Chk Pass	Chk Pass	Chk Pass	Chk Fail
High Limit						500000.
Low Limit						-500000.

PDF created with pdfFactory Pro trial version www.pdffactory.com

Sample Name: 240-67632-e-10-a Acquired: 8/1/2016 21:55:03 Type: Unk
Method: ICP I9 Method 200.7-6010(v140) Mode: CONC Corr. Factor: 1.000000
User: analyst Custom ID1: Custom ID2: Custom ID3:
Comment:

Elem	Ni2316	Pb2203	Sb2175	Se1960	Sn1899	Ti3372
IS Ref	(In2306)	(Y_2243)	(Y_2243)	(Y_2243)	(In2306)	(Y_3600)
Units	ppb	ppb	ppb	ppb	ppb	ppb
Avg	1026.8	2.1316	-.1330	.61605	-.00807	-.60526
Stddev	11.6	1.7868	1.384	.63996	.87315	.17768
%RSD	1.1289	83.824	1041.	103.88	10819.	29.356
Check ?	Chk Pass	Chk Pass	Chk Pass	Chk Pass	Chk Pass	Chk Pass
High Limit						
Low Limit						

Elem	Tl1908	V_2908	Zn2062	Si2516	Sr3464
IS Ref	(In2306)	(Y_3710)	(In2306)	(Y_3710)	(Y_3710)
Units	ppb	ppb	ppb	ppb	ppb
Avg	8.8307	-1.1204	7.8273	8498.7	525.58
Stddev	.9098	2.4414	.1046	34.0	4.77
%RSD	10.302	217.90	1.3362	.40036	.90746
Check ?	Chk Pass	Chk Pass	Chk Pass	Chk Pass	Chk Pass
High Limit					
Low Limit					

Int. Std.	In2306	Y_2243	Y_3600	Y_3710
Units	Cts/S	Cts/S	Cts/S	Cts/S
Avg	4841.3	3355.1	45707.	6511.7
Stddev	6.8	2.4	145.	30.7
%RSD	.13966	.07152	.31672	.47102
Check ?	Chk Pass	Chk Pass	Chk Pass	Chk Pass
Value	81.745%	91.046%	88.023%	95.999%
Range				

PDF created with pdfFactory Pro trial version www.pdffactory.com

Sample Name: 240-67632-e-11-a Acquired: 8/1/2016 21:59:18 Type: Unk
Method: ICP I9 Method 200.7-6010(v140) Mode: CONC Corr. Factor: 1.000000
User: analyst Custom ID1: Custom ID2: Custom ID3:
Comment:

Elem	Ag3280	Al3082	As1890	B_1826	Ba4554	Be3130	Ca3179
IS Ref	(Y_3600)	(Y_3710)	(Y_2243)	(Y_2243)	(Y_3710)	(Y_3710)	(Y_3710)
Units	ppb	ppb	ppb	ppb	ppb	ppb	ppb
Avg	-.14865	236.31	8.6105	777.30	47.776	-.00988	210120.
Stddev	.19135	6.87	.3715	3.55	.209	.04750	595.
%RSD	128.72	2.9056	4.3140	.45613	.43839	480.96	.28320
Check ?	Chk Pass	Chk Pass	Chk Pass	Chk Pass	Chk Pass	Chk Pass	Chk Pass
High Limit							
Low Limit							

Elem	Cd2288	Co2286	Cr2677	Cu3273	Fe2599	K_7664	Li6707
IS Ref	(Y_2243)	(In2306)	(Y_3600)	(Y_3600)	(Y_3710)	(Y_3710)	(Y_3710)
Units	ppb	ppb	ppb	ppb	ppb	ppb	ppb
Avg	.0553	.74085	3.0683	2.7655	31509.	17011.	109.91
Stddev	.1398	.26690	.0373	.4966	47.	6.	1.11
%RSD	253.0	36.027	1.2148	17.958	.14851	.03786	1.0091
Check ?	Chk Pass	Chk Pass	Chk Pass	Chk Pass	Chk Pass	Chk Pass	Chk Pass
High Limit							
Low Limit							

Elem	Mg2790	Mn2576	Mo2020	Na5895	Ni2316	Pb2203	Sb2175
IS Ref	(Y_3710)	(Y_3600)	(Y_2243)	(Y_3710)	(In2306)	(Y_2243)	(Y_2243)
Units	ppb	ppb	ppb	ppb	ppb	ppb	ppb
Avg	46443.	1872.6	-.76662	89845.	7.9719	.96054	-1.135
Stddev	148.	3.3	.14232	224.	.3922	.38994	.562
%RSD	.31822	.17706	18.565	.24882	4.9194	40.596	49.49
Check ?	Chk Pass	Chk Pass	Chk Pass	Chk Pass	Chk Pass	Chk Pass	Chk Pass
High Limit							
Low Limit							

PDF created with pdfFactory Pro trial version www.pdffactory.com

Sample Name: 240-67632-e-11-a Acquired: 8/1/2016 21:59:18 Type: Unk
Method: ICP I9 Method 200.7-6010(v140) Mode: CONC Corr. Factor: 1.000000
User: analyst Custom ID1: Custom ID2: Custom ID3:
Comment:

Elem	Se1960	Sn1899	Ti3372	Tl1908	V_2908	Zn2062	Si2516
IS Ref	(Y_2243)	(In2306)	(Y_3600)	(In2306)	(Y_3710)	(In2306)	(Y_3710)
Units	ppb	ppb	ppb	ppb	ppb	ppb	ppb
Avg	-2.5707	-.06214	5.1042	7.3850	1.3992	4.2406	12553.
Stddev	1.4991	.71637	.0122	1.3310	4.4315	.1314	67.
%RSD	58.313	1152.9	.23870	18.023	316.72	3.0986	.53118
Check ?	Chk Pass	Chk Pass	Chk Pass	Chk Pass	Chk Pass	Chk Pass	Chk Pass
High Limit							
Low Limit							

Elem	Sr3464
IS Ref	(Y_3710)
Units	ppb
Avg	519.56
Stddev	3.59
%RSD	.69075
Check ?	Chk Pass
High Limit	
Low Limit	

Int. Std.	In2306	Y_2243	Y_3600	Y_3710
Units	Cts/S	Cts/S	Cts/S	Cts/S
Avg	5362.6	3558.6	49114.	6679.0
Stddev	13.8	.7	55.	6.6
%RSD	.25728	.01982	.11221	.09887
Check ?	Chk Pass	Chk Pass	Chk Pass	Chk Pass
Value	90.547%	96.568%	94.584%	98.466%
Range				

PDF created with pdfFactory Pro trial version www.pdffactory.com

Sample Name: 240-67632-e-12-a Acquired: 8/1/2016 22:03:28 Type: Unk
Method: ICP I9 Method 200.7-6010(v140) Mode: CONC Corr. Factor: 1.000000
User: analyst Custom ID1: Custom ID2: Custom ID3:
Comment:

Elem	Ag3280	Al3082	As1890	B_1826	Ba4554	Be3130
IS Ref	(Y_3600)	(Y_3710)	(Y_2243)	(Y_2243)	(Y_3710)	(Y_3710)
Units	ppb	ppb	ppb	ppb	ppb	ppb
Avg	.22582	90.711	129.54	4403.8	18.915	.84369
Stddev	.32162	8.769	1.33	47.7	.190	.04499
%RSD	142.42	9.6674	1.0264	1.0830	1.0030	5.3320
Check ?	Chk Pass	Chk Pass	Chk Pass	Chk Pass	Chk Pass	Chk Pass
High Limit						
Low Limit						

Elem	Ca3179	Cd2288	Co2286	Cr2677	Cu3273	Fe2599
IS Ref	(Y_3710)	(Y_2243)	(In2306)	(Y_3600)	(Y_3600)	(Y_3710)
Units	ppb	ppb	ppb	ppb	ppb	ppb
Avg	340160.	.2166	64.221	93.816	3.7942	492.81
Stddev	1493.	.0431	1.082	.689	.2155	1.56
%RSD	.43901	19.89	1.6847	.73493	5.6811	.31642
Check ?	Chk Pass	Chk Pass	Chk Pass	Chk Pass	Chk Pass	Chk Pass
High Limit						
Low Limit						

Elem	K_7664	Li6707	Mg2790	Mn2576	Mo2020	Na5895
IS Ref	(Y_3710)	(Y_3710)	(Y_3710)	(Y_3600)	(Y_2243)	(Y_3710)
Units	ppb	ppb	ppb	ppb	ppb	ppb
Avg	97636.	271.68	125020.	2225.8	2.0349	F 743790.
Stddev	272.	7.78	309.	1.0	.1157	14456.
%RSD	.27822	2.8632	.24745	.04300	5.6836	1.9436
Check ?	Chk Pass	Chk Pass	Chk Pass	Chk Pass	Chk Pass	Chk Fail
High Limit						500000.
Low Limit						-500000.

PDF created with pdfFactory Pro trial version www.pdffactory.com

Sample Name: 240-67632-e-12-a Acquired: 8/1/2016 22:03:28 Type: Unk
Method: ICP I9 Method 200.7-6010(v140) Mode: CONC Corr. Factor: 1.000000
User: analyst Custom ID1: Custom ID2: Custom ID3:
Comment:

Elem	Ni2316	Pb2203	Sb2175	Se1960	Sn1899	Ti3372
IS Ref	(In2306)	(Y_2243)	(Y_2243)	(Y_2243)	(In2306)	(Y_3600)
Units	ppb	ppb	ppb	ppb	ppb	ppb
Avg	2080.1	2.3576	-1.377	-2.1022	.57419	-.42719
Stddev	23.3	.7780	1.577	2.2280	.49020	.04475
%RSD	1.1186	32.999	114.5	105.98	85.372	10.475
Check ?	Chk Pass	Chk Pass	Chk Pass	Chk Pass	Chk Pass	Chk Pass
High Limit						
Low Limit						

Elem	Tl1908	V_2908	Zn2062	Si2516	Sr3464
IS Ref	(In2306)	(Y_3710)	(In2306)	(Y_3710)	(Y_3710)
Units	ppb	ppb	ppb	ppb	ppb
Avg	11.191	.74202	11.409	6904.6	527.06
Stddev	.416	.82566	.198	84.0	1.11
%RSD	3.7167	111.27	1.7368	1.2165	.20969
Check ?	Chk Pass	Chk Pass	Chk Pass	Chk Pass	Chk Pass
High Limit					
Low Limit					

Int. Std.	In2306	Y_2243	Y_3600	Y_3710
Units	Cts/S	Cts/S	Cts/S	Cts/S
Avg	4785.2	3335.5	45363.	6465.9
Stddev	1.1	1.9	35.	16.4
%RSD	.02377	.05563	.07622	.25438
Check ?	Chk Pass	Chk Pass	Chk Pass	Chk Pass
Value	80.798%	90.514%	87.362%	95.324%
Range				

PDF created with pdfFactory Pro trial version www.pdffactory.com

Sample Name: mb 240-240404/1-a Acquired: 8/1/2016 22:07:42 Type: QC
Method: ICP I9 Method 200.7-6010(v140) Mode: CONC Corr. Factor: 1.000000
User: analyst Custom ID1: Custom ID2: Custom ID3:
Comment:

Elem	Ag3280	Al3082	As1890	B_1826	Ba4554	Be3130	Ca3179	Cd2288
IS Ref	(Y_3600)	(Y_3710)	(Y_2243)	(Y_2243)	(Y_3710)	(Y_3710)	(Y_3710)	(Y_2243)
Units	ppb	ppb	ppb	ppb	ppb	ppb	ppb	ppb
Avg	.44907	11.803	1.5915	12.061	1.1640	.01184	283.00	.0012
Stddev	.23090	11.799	.4992	.669	.1895	.02477	7.52	.1959
%RSD	51.418	99.969	31.368	5.5458	16.279	209.30	2.6572	16590.
Check ?	Chk Pass	Chk Pass	Chk Pass	Chk Pass	Chk Pass	Chk Pass	Chk Pass	Chk Pass
High Limit								
Low Limit								

Elem	Co2286	Cr2677	Cu3273	Fe2599	K_7664	Li6707	Mg2790	Mn2576
IS Ref	(In2306)	(Y_3600)	(Y_3600)	(Y_3710)	(Y_3710)	(Y_3710)	(Y_3710)	(Y_3600)
Units	ppb	ppb	ppb	ppb	ppb	ppb	ppb	ppb
Avg	.03391	-.03725	3.5547	12.352	264.91	38.120	74.451	.56528
Stddev	.04648	.02917	.4669	1.269	4.73	.983	18.483	.06395
%RSD	137.09	78.321	13.136	10.276	1.7851	2.5792	24.826	11.313
Check ?	Chk Pass	Chk Pass	Chk Pass	Chk Pass	Chk Pass	Chk Pass	Chk Pass	Chk Pass
High Limit								
Low Limit								

Elem	Mo2020	Na5895	Ni2316	Pb2203	Sb2175	Se1960	Sn1899	Ti3372
IS Ref	(Y_2243)	(Y_3710)	(In2306)	(Y_2243)	(Y_2243)	(Y_2243)	(In2306)	(Y_3600)
Units	ppb	ppb	ppb	ppb	ppb	ppb	ppb	ppb
Avg	-1.0913	610.75	.65262	.67426	1.144	-1.9625	-.21957	-.28763
Stddev	.0733	32.85	.13979	.37688	1.077	2.6395	.49494	.01665
%RSD	6.7182	5.3791	21.419	55.895	94.18	134.50	225.41	5.7874
Check ?	Chk Pass	Chk Pass	Chk Pass	Chk Pass	Chk Pass	Chk Pass	Chk Pass	Chk Pass
High Limit								
Low Limit								

PDF created with pdfFactory Pro trial version www.pdffactory.com

Sample Name: mb 240-240404/1-a Acquired: 8/1/2016 22:07:42 Type: QC
Method: ICP I9 Method 200.7-6010(v140) Mode: CONC Corr. Factor: 1.000000
User: analyst Custom ID1: Custom ID2: Custom ID3:
Comment:

Elem	Tl1908	V_2908	Zn2062	Si2516	Sr3464
IS Ref	(In2306)	(Y_3710)	(In2306)	(Y_3710)	(Y_3710)
Units	ppb	ppb	ppb	ppb	ppb
Avg	.22124	1.5009	6.1215	84.651	-.45194
Stddev	.32737	3.2863	.0738	7.660	4.0333
%RSD	147.97	218.96	1.2062	9.0495	892.44
Check ?	Chk Pass	Chk Pass	Chk Pass	Chk Pass	Chk Pass
High Limit					
Low Limit					

Int. Std.	In2306	Y_2243	Y_3600	Y_3710
Units	Cts/S	Cts/S	Cts/S	Cts/S
Avg	6118.9	3799.5	53232.	6788.2
Stddev	13.5	8.0	75.	15.6
%RSD	.22030	.20956	.14117	.22934

PDF created with pdfFactory Pro trial version www.pdffactory.com

Sample Name: lcs 240-240404/2-a Acquired: 8/1/2016 22:11:49 Type: QC
Method: ICP I9 Method 200.7-6010(v140) Mode: CONC Corr. Factor: 1.000000
User: analyst Custom ID1: Custom ID2: Custom ID3:
Comment:

Elem	Ag3280	Al3082	As1890	B_1826	Ba4554	Be3130	Ca3179
IS Ref	(Y_3600)	(Y_3710)	(Y_2243)	(Y_2243)	(Y_3710)	(Y_3710)	(Y_3710)
Units	ppb	ppb	ppb	ppb	ppb	ppb	ppb
Avg	52.304	2054.3	2096.7	1079.0	1983.3	52.176	51729.
Stddev	.392	33.8	11.9	3.2	1.9	.296	170.
%RSD	.74915	1.6477	.56761	.29252	.09435	.56795	.32792
Check ?	Chk Pass	Chk Pass	Chk Pass	Chk Pass	Chk Pass	Chk Pass	Chk Pass
Value							
Range							

Elem	Cd2288	Co2286	Cr2677	Cu3273	Fe2599	K_7664	Li6707
IS Ref	(Y_2243)	(In2306)	(Y_3600)	(Y_3600)	(Y_3710)	(Y_3710)	(Y_3710)
Units	ppb	ppb	ppb	ppb	ppb	ppb	ppb
Avg	51.59	500.03	200.04	258.38	1053.8	50087.	1002.6
Stddev	.39	1.49	.33	.39	6.4	107.	1.1
%RSD	.7570	.29868	.16304	.15091	.60606	.21354	.10751
Check ?	Chk Pass	Chk Pass	Chk Pass	Chk Pass	Chk Pass	Chk Pass	Chk Pass
Value							
Range							

Elem	Mg2790	Mn2576	Mo2020	Na5895	Ni2316	Pb2203	Sb2175
IS Ref	(Y_3710)	(Y_3600)	(Y_2243)	(Y_3710)	(In2306)	(Y_2243)	(Y_2243)
Units	ppb	ppb	ppb	ppb	ppb	ppb	ppb
Avg	51180.	502.32	999.36	50053.	514.62	493.94	523.7
Stddev	78.	.71	3.21	85.	1.62	2.63	1.1
%RSD	.15154	.14139	.32162	.17048	.31538	.53315	.2011
Check ?	Chk Pass	Chk Pass	Chk Pass	Chk Pass	Chk Pass	Chk Pass	Chk Pass
Value							
Range							

PDF created with pdfFactory Pro trial version www.pdffactory.com

Sample Name: lcs 240-240404/2-a Acquired: 8/1/2016 22:11:49 Type: QC
Method: ICP I9 Method 200.7-6010(v140) Mode: CONC Corr. Factor: 1.000000
User: analyst Custom ID1: Custom ID2: Custom ID3:
Comment:

Elem	Se1960	Sn1899	Ti3372	Tl1908	V_2908	Zn2062	Si2516
IS Ref	(Y_2243)	(In2306)	(Y_3600)	(In2306)	(Y_3710)	(In2306)	(Y_3710)
Units	ppb	ppb	ppb	ppb	ppb	ppb	ppb
Avg	2147.1	2047.8	1027.3	2001.8	508.11	532.60	F 1189.5
Stddev	7.6	4.7	1.8	5.6	4.80	1.97	6.0
%RSD	.35291	.22853	.17224	.27960	.94497	.36968	.50800
Check ?	Chk Pass	Chk Pass	Chk Pass	Chk Pass	Chk Pass	Chk Pass	Chk Fail
Value							1000.0
Range							15.500%

Elem	Sr3464
IS Ref	(Y_3710)
Units	ppb
Avg	1010.3
Stddev	9.0
%RSD	.89395
Check ?	Chk Pass
Value	
Range	

Int. Std.	In2306	Y_2243	Y_3600	Y_3710
Units	Cts/S	Cts/S	Cts/S	Cts/S
Avg	5512.0	3633.8	50056.	6708.9
Stddev	3.0	5.6	73.	17.8
%RSD	.05494	.15366	.14598	.26510

PDF created with pdfFactory Pro trial version www.pdffactory.com

Sample Name: CCV-2632473 Acquired: 8/1/2016 22:15:29 Type: QC
Method: ICP I9 Method 200.7-6010(v140) Mode: CONC Corr. Factor: 1.000000
User: analyst Custom ID1: Custom ID2: Custom ID3:
Comment:

Elem	Ag3280	Al3082	As1890	B_1826	Ba4554	Be3130	Ca3179	Cd2288
IS Ref	(Y_3600)	(Y_3710)	(Y_2243)	(Y_2243)	(Y_3710)	(Y_3710)	(Y_3710)	(Y_2243)
Units	ppb	ppb	ppb	ppb	ppb	ppb	ppb	ppb
Avg	1023.3	25223.	499.18	5161.1	1963.4	2033.8	52323.	504.3
Stddev	1.3	52.	2.06	8.9	2.3	6.5	234.	1.7
%RSD	.13050	.20462	.41260	.17330	.11908	.32017	.44639	.3444
Check ?	Chk Pass	Chk Pass	Chk Pass	Chk Pass	Chk Pass	Chk Pass	Chk Pass	Chk Pass
Value								
Range								

Elem	Co2286	Cr2677	Cu3273	Fe2599	K_7664	Li6707	Mg2790	Mn2576
IS Ref	(In2306)	(Y_3600)	(Y_3600)	(Y_3710)	(Y_3710)	(Y_3710)	(Y_3710)	(Y_3600)
Units	ppb	ppb	ppb	ppb	ppb	ppb	ppb	ppb
Avg	1988.1	1945.6	1973.0	25408.	49965.	4879.8	50528.	1940.4
Stddev	9.2	3.1	3.4	36.	131.	12.3	102.	1.7
%RSD	.46345	.15983	.17144	.14135	.26177	.25304	.20124	.08923
Check ?	Chk Pass	Chk Pass	Chk Pass	Chk Pass	Chk Pass	Chk Pass	Chk Pass	Chk Pass
Value								
Range								

Elem	Mo2020	Na5895	Ni2316	Pb2203	Sb2175	Se1960	Sn1899	Ti3372
IS Ref	(Y_2243)	(Y_3710)	(In2306)	(Y_2243)	(Y_2243)	(Y_2243)	(In2306)	(Y_3600)
Units	ppb	ppb	ppb	ppb	ppb	ppb	ppb	ppb
Avg	2010.5	49764.	2008.3	483.09	514.5	514.56	5137.7	5021.5
Stddev	9.2	197.	10.0	1.88	1.0	1.28	22.8	44.3
%RSD	.45933	.39562	.49808	.38926	.1950	.24963	.44405	.88252
Check ?	Chk Pass	Chk Pass	Chk Pass	Chk Pass	Chk Pass	Chk Pass	Chk Pass	Chk Pass
Value								
Range								

PDF created with pdfFactory Pro trial version www.pdffactory.com

Sample Name: CCV-2632473 Acquired: 8/1/2016 22:15:29 Type: QC
Method: ICP I9 Method 200.7-6010(v140) Mode: CONC Corr. Factor: 1.000000
User: analyst Custom ID1: Custom ID2: Custom ID3:
Comment:

Elem	Tl1908	V_2908	Zn2062	Si2516	Sr3464
IS Ref	(In2306)	(Y_3710)	(In2306)	(Y_3710)	(Y_3710)
Units	ppb	ppb	ppb	ppb	ppb
Avg	1004.3	2002.2	2060.5	5232.7	5003.1
Stddev	6.7	13.0	6.1	43.8	16.0
%RSD	.66361	.64726	.29381	.83671	.31938
Check ?	Chk Pass	Chk Pass	Chk Pass	Chk Pass	Chk Pass
Value					
Range					

Int. Std.	In2306	Y_2243	Y_3600	Y_3710
Units	Cts/S	Cts/S	Cts/S	Cts/S
Avg	5371.4	3602.8	49672.	6575.7
Stddev	2.6	3.4	248.	23.3
%RSD	.04773	.09347	.49924	.35398

PDF created with pdfFactory Pro trial version www.pdffactory.com

Sample Name: CCB Acquired: 8/1/2016 22:19:19 Type: QC
Method: ICP I9 Method 200.7-6010(v140) Mode: CONC Corr. Factor: 1.000000
User: analyst Custom ID1: Custom ID2: Custom ID3:
Comment:

Elem	Ag3280	Al3082	As1890	B_1826	Ba4554	Be3130	Ca3179	Cd2288
IS Ref	(Y_3600)	(Y_3710)	(Y_2243)	(Y_2243)	(Y_3710)	(Y_3710)	(Y_3710)	(Y_2243)
Units	ppb	ppb	ppb	ppb	ppb	ppb	ppb	ppb
Avg	.27119	-5.0079	1.2042	12.099	.16948	.04993	-1.7679	.0867
Stddev	.25475	18.175	.7586	.781	.14979	.03577	2.2804	.0430
%RSD	93.939	362.92	62.995	6.4530	88.380	71.641	128.99	49.54
Check ?	Chk Pass	Chk Pass	Chk Pass	Chk Pass	Chk Pass	Chk Pass	Chk Pass	Chk Pass
High Limit								
Low Limit								

Elem	Co2286	Cr2677	Cu3273	Fe2599	K_7664	Li6707	Mg2790	Mn2576
IS Ref	(In2306)	(Y_3600)	(Y_3600)	(Y_3710)	(Y_3710)	(Y_3710)	(Y_3710)	(Y_3600)
Units	ppb	ppb	ppb	ppb	ppb	ppb	ppb	ppb
Avg	-.35553	.03525	1.2767	2.1502	149.28	31.772	-12.500	.07690
Stddev	.15105	.38022	.5978	.4513	24.81	1.614	18.646	.04386
%RSD	42.487	1078.7	46.828	20.988	16.617	5.0803	149.16	57.027
Check ?	Chk Pass	Chk Pass	Chk Pass	Chk Pass	Chk Pass	Chk Pass	Chk Pass	Chk Pass
High Limit								
Low Limit								

Elem	Mo2020	Na5895	Ni2316	Pb2203	Sb2175	Se1960	Sn1899	Ti3372
IS Ref	(Y_2243)	(Y_3710)	(In2306)	(Y_2243)	(Y_2243)	(Y_2243)	(In2306)	(Y_3600)
Units	ppb	ppb	ppb	ppb	ppb	ppb	ppb	ppb
Avg	2.9597	289.23	-.20221	-.55958	1.394	.07782	.02807	1.3472
Stddev	.0951	9.08	.40601	.67036	.988	2.8401	.19906	.2069
%RSD	3.2124	3.1408	200.79	119.80	70.86	3649.5	709.21	15.358
Check ?	Chk Pass	Chk Pass	Chk Pass	Chk Pass	Chk Pass	Chk Pass	Chk Pass	Chk Pass
High Limit								
Low Limit								

PDF created with pdfFactory Pro trial version www.pdffactory.com

Sample Name: CCB Acquired: 8/1/2016 22:19:19 Type: QC
Method: ICP I9 Method 200.7-6010(v140) Mode: CONC Corr. Factor: 1.000000
User: analyst Custom ID1: Custom ID2: Custom ID3:
Comment:

Elem	Tl1908	V_2908	Zn2062	Si2516	Sr3464
IS Ref	(In2306)	(Y_3710)	(In2306)	(Y_3710)	(Y_3710)
Units	ppb	ppb	ppb	ppb	ppb
Avg	.30594	-1.9124	-.29129	-48.736	1.1636
Stddev	1.0170	.7324	.03837	2.565	3.0290
%RSD	332.42	38.299	13.172	5.2623	260.32
Check ?	Chk Pass	Chk Pass	Chk Pass	Chk Pass	Chk Pass
High Limit					
Low Limit					

Int. Std.	In2306	Y_2243	Y_3600	Y_3710
Units	Cts/S	Cts/S	Cts/S	Cts/S
Avg	6054.0	3751.3	52541.	6618.2
Stddev	7.4	4.3	72.	7.4
%RSD	.12217	.11455	.13713	.11220

PDF created with pdfFactory Pro trial version www.pdffactory.com

Sample Name: 190-11256-b-1-a Acquired: 8/1/2016 22:23:29 Type: Unk
Method: ICP I9 Method 200.7-6010(v140) Mode: CONC Corr. Factor: 1.000000
User: analyst Custom ID1: Custom ID2: Custom ID3:
Comment:

Elem	Ag3280	Al3082	As1890	B_1826	Ba4554	Be3130	Ca3179
IS Ref	(Y_3600)	(Y_3710)	(Y_2243)	(Y_2243)	(Y_3710)	(Y_3710)	(Y_3710)
Units	ppb	ppb	ppb	ppb	ppb	ppb	ppb
Avg	-.17179	1119.2	32.007	215.40	3.0525	.03611	56664.
Stddev	.37317	20.6	.551	4.09	.0453	.05675	428.
%RSD	217.22	1.8429	1.7216	1.8984	1.4826	157.17	.75486
Check ?	Chk Pass	Chk Pass	Chk Pass	Chk Pass	Chk Pass	Chk Pass	Chk Pass
High Limit							
Low Limit							

Elem	Cd2288	Co2286	Cr2677	Cu3273	Fe2599	K_7664	Li6707
IS Ref	(Y_2243)	(In2306)	(Y_3600)	(Y_3600)	(Y_3710)	(Y_3710)	(Y_3710)
Units	ppb	ppb	ppb	ppb	ppb	ppb	ppb
Avg	-.0169	-.12292	.45668	16.096	50.973	6823.2	136.16
Stddev	.1387	.20337	.29801	.780	1.956	24.6	1.21
%RSD	822.8	165.45	65.255	4.8489	3.8382	.36059	.88704
Check ?	Chk Pass	Chk Pass	Chk Pass	Chk Pass	Chk Pass	Chk Pass	Chk Pass
High Limit							
Low Limit							

Elem	Mg2790	Mn2576	Mo2020	Na5895	Ni2316	Pb2203	Sb2175
IS Ref	(Y_3710)	(Y_3600)	(Y_2243)	(Y_3710)	(In2306)	(Y_2243)	(Y_2243)
Units	ppb	ppb	ppb	ppb	ppb	ppb	ppb
Avg	22971.	44.150	8.6311	286400.	2.1895	-.18857	.7465
Stddev	159.	.144	.0984	2222.	.6933	1.1755	1.505
%RSD	.69117	.32518	1.1399	.77571	31.667	623.37	201.7
Check ?	Chk Pass	Chk Pass	Chk Pass	Chk Pass	Chk Pass	Chk Pass	Chk Pass
High Limit							
Low Limit							

PDF created with pdfFactory Pro trial version www.pdffactory.com

Sample Name: 190-11256-b-1-a Acquired: 8/1/2016 22:23:29 Type: Unk
Method: ICP I9 Method 200.7-6010(v140) Mode: CONC Corr. Factor: 1.000000
User: analyst Custom ID1: Custom ID2: Custom ID3:
Comment:

Elem	Se1960	Sn1899	Ti3372	Tl1908	V_2908	Zn2062	Si2516
IS Ref	(Y_2243)	(In2306)	(Y_3600)	(In2306)	(Y_3710)	(In2306)	(Y_3710)
Units	ppb	ppb	ppb	ppb	ppb	ppb	ppb
Avg	-2.7779	.53952	.31038	.99540	1.2899	83.052	12415.
Stddev	2.1322	.45170	.06916	.92306	1.6224	1.442	169.
%RSD	76.757	83.722	22.282	92.732	125.78	1.7356	1.3619
Check ?	Chk Pass	Chk Pass	Chk Pass	Chk Pass	Chk Pass	Chk Pass	Chk Pass
High Limit							
Low Limit							

Elem	Sr3464
IS Ref	(Y_3710)
Units	ppb
Avg	776.06
Stddev	9.60
%RSD	1.2366
Check ?	Chk Pass
High Limit	
Low Limit	

Int. Std.	In2306	Y_2243	Y_3600	Y_3710
Units	Cts/S	Cts/S	Cts/S	Cts/S
Avg	5375.7	3613.3	49200.	6664.2
Stddev	10.1	8.0	81.	11.7
%RSD	.18786	.22153	.16511	.17592
Check ?	Chk Pass	Chk Pass	Chk Pass	Chk Pass
Value	90.768%	98.053%	94.750%	98.248%
Range				

PDF created with pdfFactory Pro trial version www.pdffactory.com

Sample Name: SD 190-11256-b-1-a@5 Acquired: 8/1/2016 22:27:39 Type: Unk
Method: ICP I9 Method 200.7-6010(v140) Mode: CONC Corr. Factor: 1.000000
User: analyst Custom ID1: Custom ID2: Custom ID3:
Comment:

Elem	Ag3280	Al3082	As1890	B_1826	Ba4554	Be3130	Ca3179	Cd2288
IS Ref	(Y_3600)	(Y_3710)	(Y_2243)	(Y_2243)	(Y_3710)	(Y_3710)	(Y_3710)	(Y_2243)
Units	ppb	ppb	ppb	ppb	ppb	ppb	ppb	ppb
Avg	.46949	209.00	6.2601	47.752	.94861	-.07860	11085.	.1145
Stddev	.52893	6.45	1.5812	.337	.19045	.05419	4.	.1090
%RSD	112.66	3.0866	25.259	.70485	20.076	68.945	.03699	95.17
Check ?	Chk Pass	Chk Pass	Chk Pass	Chk Pass	Chk Pass	Chk Pass	Chk Pass	Chk Pass
High Limit								
Low Limit								

Elem	Co2286	Cr2677	Cu3273	Fe2599	K_7664	Li6707	Mg2790	Mn2576
IS Ref	(In2306)	(Y_3600)	(Y_3600)	(Y_3710)	(Y_3710)	(Y_3710)	(Y_3710)	(Y_3600)
Units	ppb	ppb	ppb	ppb	ppb	ppb	ppb	ppb
Avg	-.23220	.44941	3.8306	10.811	1396.9	54.714	4593.3	9.2846
Stddev	.13755	.27668	.7216	.386	39.4	.544	2.1	.1212
%RSD	59.239	61.565	18.837	3.5663	2.8206	.99399	.04475	1.3056
Check ?	Chk Pass	Chk Pass	Chk Pass	Chk Pass	Chk Pass	Chk Pass	Chk Pass	Chk Pass
High Limit								
Low Limit								

Elem	Mo2020	Na5895	Ni2316	Pb2203	Sb2175	Se1960	Sn1899	Ti3372
IS Ref	(Y_2243)	(Y_3710)	(In2306)	(Y_2243)	(Y_2243)	(Y_2243)	(In2306)	(Y_3600)
Units	ppb	ppb	ppb	ppb	ppb	ppb	ppb	ppb
Avg	1.1228	58629.	.24549	.27489	-.3888	-1.6446	.23735	.07975
Stddev	.1513	91.	.13020	.32683	.7367	2.1021	.40658	.31567
%RSD	13.475	.15461	53.036	118.90	189.5	127.82	171.30	395.84
Check ?	Chk Pass	Chk Pass	Chk Pass	Chk Pass	Chk Pass	Chk Pass	Chk Pass	Chk Pass
High Limit								
Low Limit								

PDF created with pdfFactory Pro trial version www.pdffactory.com

Sample Name: SD 190-11256-b-1-a@5 Acquired: 8/1/2016 22:27:39 Type: Unk
Method: ICP I9 Method 200.7-6010(v140) Mode: CONC Corr. Factor: 1.000000
User: analyst Custom ID1: Custom ID2: Custom ID3:
Comment:

Elem	Tl1908	V_2908	Zn2062	Si2516	Sr3464
IS Ref	(In2306)	(Y_3710)	(In2306)	(Y_3710)	(Y_3710)
Units	ppb	ppb	ppb	ppb	ppb
Avg	-.12813	.57763	16.687	2399.8	156.34
Stddev	.87313	2.6584	.080	17.1	.81
%RSD	681.45	460.23	.48153	.71116	.51567
Check ?	Chk Pass	Chk Pass	Chk Pass	Chk Pass	Chk Pass
High Limit					
Low Limit					

Int. Std.	In2306	Y_2243	Y_3600	Y_3710
Units	Cts/S	Cts/S	Cts/S	Cts/S
Avg	5810.0	3712.0	51120.	6680.7
Stddev	6.4	2.4	118.	16.0
%RSD	.10983	.06434	.23161	.23879
Check ?	Chk Pass	Chk Pass	Chk Pass	Chk Pass
Value	98.102%	100.73%	98.447%	98.491%
Range				

PDF created with pdfFactory Pro trial version www.pdffactory.com

Sample Name: 190-11256-b-1-b ms Acquired: 8/1/2016 22:31:44 Type: Unk
Method: ICP I9 Method 200.7-6010(v140) Mode: CONC Corr. Factor: 1.000000
User: analyst Custom ID1: Custom ID2: Custom ID3:
Comment:

Elem	Ag3280	Al3082	As1890	B_1826	Ba4554	Be3130	Ca3179
IS Ref	(Y_3600)	(Y_3710)	(Y_2243)	(Y_2243)	(Y_3710)	(Y_3710)	(Y_3710)
Units	ppb	ppb	ppb	ppb	ppb	ppb	ppb
Avg	51.800	3124.3	2129.7	1272.8	1942.3	50.836	107360.
Stddev	.315	6.3	7.9	1.9	5.6	.375	294.
%RSD	.60783	.20164	.37055	.15129	.29045	.73832	.27393
Check ?	Chk Pass	Chk Pass	Chk Pass	Chk Pass	Chk Pass	Chk Pass	Chk Pass
High Limit							
Low Limit							

Elem	Cd2288	Co2286	Cr2677	Cu3273	Fe2599	K_7664	Li6707
IS Ref	(Y_2243)	(In2306)	(Y_3600)	(Y_3600)	(Y_3710)	(Y_3710)	(Y_3710)
Units	ppb	ppb	ppb	ppb	ppb	ppb	ppb
Avg	50.47	497.59	193.31	268.05	1061.6	56901.	1105.1
Stddev	.16	2.12	.71	.69	5.8	191.	7.1
%RSD	.3203	.42582	.36818	.25818	.54274	.33646	.64227
Check ?	Chk Pass	Chk Pass	Chk Pass	Chk Pass	Chk Pass	Chk Pass	Chk Pass
High Limit							
Low Limit							

Elem	Mg2790	Mn2576	Mo2020	Na5895	Ni2316	Pb2203	Sb2175
IS Ref	(Y_3710)	(Y_3600)	(Y_2243)	(Y_3710)	(In2306)	(Y_2243)	(Y_2243)
Units	ppb	ppb	ppb	ppb	ppb	ppb	ppb
Avg	72664.	529.56	986.59	335750.	511.42	469.73	518.6
Stddev	120.	1.37	6.78	2491.	2.30	3.21	1.2
%RSD	.16492	.25878	.68688	.74184	.44972	.68315	.2300
Check ?	Chk Pass	Chk Pass	Chk Pass	Chk Pass	Chk Pass	Chk Pass	Chk Pass
High Limit							
Low Limit							

PDF created with pdfFactory Pro trial version www.pdffactory.com

Sample Name: 190-11256-b-1-b ms Acquired: 8/1/2016 22:31:44 Type: Unk
Method: ICP I9 Method 200.7-6010(v140) Mode: CONC Corr. Factor: 1.000000
User: analyst Custom ID1: Custom ID2: Custom ID3:
Comment:

Elem	Se1960	Sn1899	Ti3372	Tl1908	V_2908	Zn2062	Si2516
IS Ref	(Y_2243)	(In2306)	(Y_3600)	(In2306)	(Y_3710)	(In2306)	(Y_3710)
Units	ppb	ppb	ppb	ppb	ppb	ppb	ppb
Avg	2129.7	2059.9	999.10	1910.4	500.33	610.46	13625.
Stddev	10.0	14.0	1.44	14.8	.77	2.72	70.
%RSD	.47097	.67906	.14436	.77315	.15391	.44545	.51257
Check ?	Chk Pass	Chk Pass	Chk Pass	Chk Pass	Chk Pass	Chk Pass	Chk Pass
High Limit							
Low Limit							

Elem	Sr3464
IS Ref	(Y_3710)
Units	ppb
Avg	1751.7
Stddev	4.6
%RSD	.26391
Check ?	Chk Pass
High Limit	
Low Limit	

Int. Std.	In2306	Y_2243	Y_3600	Y_3710
Units	Cts/S	Cts/S	Cts/S	Cts/S
Avg	5182.2	3529.0	48307.	6662.3
Stddev	6.4	3.3	90.	10.1
%RSD	.12297	.09224	.18664	.15213
Check ?	Chk Pass	Chk Pass	Chk Pass	Chk Pass
Value	87.500%	95.763%	93.030%	98.219%
Range				

PDF created with pdfFactory Pro trial version www.pdffactory.com

Sample Name: 190-11256-b-1-c msd Acquired: 8/1/2016 22:35:33 Type: Unk
Method: ICP I9 Method 200.7-6010(v140) Mode: CONC Corr. Factor: 1.000000
User: analyst Custom ID1: Custom ID2: Custom ID3:
Comment:

Elem	Ag3280	Al3082	As1890	B_1826	Ba4554	Be3130	Ca3179
IS Ref	(Y_3600)	(Y_3710)	(Y_2243)	(Y_2243)	(Y_3710)	(Y_3710)	(Y_3710)
Units	ppb	ppb	ppb	ppb	ppb	ppb	ppb
Avg	51.761	3111.7	2111.7	1264.2	1928.7	50.400	106130.
Stddev	.374	38.8	8.3	2.6	2.1	.191	65.
%RSD	.72321	1.2457	.39500	.20760	.10748	.37853	.06078
Check ?	Chk Pass	Chk Pass	Chk Pass	Chk Pass	Chk Pass	Chk Pass	Chk Pass
High Limit							
Low Limit							

Elem	Cd2288	Co2286	Cr2677	Cu3273	Fe2599	K_7664	Li6707
IS Ref	(Y_2243)	(In2306)	(Y_3600)	(Y_3600)	(Y_3710)	(Y_3710)	(Y_3710)
Units	ppb	ppb	ppb	ppb	ppb	ppb	ppb
Avg	50.36	493.76	192.29	266.86	1053.0	56501.	1107.8
Stddev	.42	1.46	.07	1.49	9.0	24.	3.8
%RSD	.8330	.29645	.03530	.55964	.85453	.04266	.34570
Check ?	Chk Pass	Chk Pass	Chk Pass	Chk Pass	Chk Pass	Chk Pass	Chk Pass
High Limit							
Low Limit							

Elem	Mg2790	Mn2576	Mo2020	Na5895	Ni2316	Pb2203	Sb2175
IS Ref	(Y_3710)	(Y_3600)	(Y_2243)	(Y_3710)	(In2306)	(Y_2243)	(Y_2243)
Units	ppb	ppb	ppb	ppb	ppb	ppb	ppb
Avg	72156.	524.81	982.63	330840.	506.72	466.65	516.3
Stddev	11.	.30	5.85	2120.	.77	1.22	2.4
%RSD	.01543	.05671	.59484	.64088	.15256	.26068	.4737
Check ?	Chk Pass	Chk Pass	Chk Pass	Chk Pass	Chk Pass	Chk Pass	Chk Pass
High Limit							
Low Limit							

PDF created with pdfFactory Pro trial version www.pdffactory.com

Sample Name: 190-11256-b-1-c msd Acquired: 8/1/2016 22:35:33 Type: Unk
Method: ICP I9 Method 200.7-6010(v140) Mode: CONC Corr. Factor: 1.000000
User: analyst Custom ID1: Custom ID2: Custom ID3:
Comment:

Elem	Se1960	Sn1899	Ti3372	Tl1908	V_2908	Zn2062	Si2516
IS Ref	(Y_2243)	(In2306)	(Y_3600)	(In2306)	(Y_3710)	(In2306)	(Y_3710)
Units	ppb	ppb	ppb	ppb	ppb	ppb	ppb
Avg	2120.0	2039.9	988.43	1891.2	500.21	604.57	13374.
Stddev	11.0	5.3	1.89	12.8	2.72	1.99	38.
%RSD	.52098	.26077	.19138	.67837	.54348	.32913	.28207
Check ?	Chk Pass	Chk Pass	Chk Pass	Chk Pass	Chk Pass	Chk Pass	Chk Pass
High Limit							
Low Limit							

Elem	Sr3464
IS Ref	(Y_3710)
Units	ppb
Avg	1742.9
Stddev	13.1
%RSD	.75363
Check ?	Chk Pass
High Limit	
Low Limit	

Int. Std.	In2306	Y_2243	Y_3600	Y_3710
Units	Cts/S	Cts/S	Cts/S	Cts/S
Avg	5186.8	3534.2	48230.	6614.4
Stddev	9.5	4.2	33.	15.6
%RSD	.18388	.11814	.06837	.23644
Check ?	Chk Pass	Chk Pass	Chk Pass	Chk Pass
Value	87.579%	95.906%	92.882%	97.514%
Range				

PDF created with pdfFactory Pro trial version www.pdffactory.com

Sample Name: PDS 190-11256-b-1-a Acquired: 8/1/2016 22:39:20 Type: Unk
Method: ICP I9 Method 200.7-6010(v140) Mode: CONC Corr. Factor: 1.000000
User: analyst Custom ID1: Custom ID2: Custom ID3:
Comment:

Elem	Ag3280	Al3082	As1890	B_1826	Ba4554	Be3130	Ca3179
IS Ref	(Y_3600)	(Y_3710)	(Y_2243)	(Y_2243)	(Y_3710)	(Y_3710)	(Y_3710)
Units	ppb	ppb	ppb	ppb	ppb	ppb	ppb
Avg	55.612	3154.0	2169.8	1321.6	2002.8	52.105	108230.
Stddev	.682	30.7	13.5	6.8	1.2	.306	308.
%RSD	1.2265	.97242	.61993	.51421	.05865	.58682	.28446
Check ?	Chk Pass	Chk Pass	Chk Pass	Chk Pass	Chk Pass	Chk Pass	Chk Pass
High Limit							
Low Limit							

Elem	Cd2288	Co2286	Cr2677	Cu3273	Fe2599	K_7664	Li6707
IS Ref	(Y_2243)	(In2306)	(Y_3600)	(Y_3600)	(Y_3710)	(Y_3710)	(Y_3710)
Units	ppb	ppb	ppb	ppb	ppb	ppb	ppb
Avg	51.90	517.31	199.22	273.23	1093.2	58784.	1155.1
Stddev	.45	1.66	1.06	1.39	6.7	105.	1.5
%RSD	.8614	.32095	.53354	.50843	.60941	.17884	.13281
Check ?	Chk Pass	Chk Pass	Chk Pass	Chk Pass	Chk Pass	Chk Pass	Chk Pass
High Limit							
Low Limit							

Elem	Mg2790	Mn2576	Mo2020	Na5895	Ni2316	Pb2203	Sb2175
IS Ref	(Y_3710)	(Y_3600)	(Y_2243)	(Y_3710)	(In2306)	(Y_2243)	(Y_2243)
Units	ppb	ppb	ppb	ppb	ppb	ppb	ppb
Avg	73607.	538.13	1035.5	323810.	525.49	483.25	531.2
Stddev	277.	2.00	7.8	1362.	2.00	3.12	3.7
%RSD	.37612	.37110	.75758	.42075	.38020	.64462	.6949
Check ?	Chk Pass	Chk Pass	Chk Pass	Chk Pass	Chk Pass	Chk Pass	Chk Pass
High Limit							
Low Limit							

PDF created with pdfFactory Pro trial version www.pdffactory.com

Sample Name: PDS 190-11256-b-1-a Acquired: 8/1/2016 22:39:20 Type: Unk
Method: ICP I9 Method 200.7-6010(v140) Mode: CONC Corr. Factor: 1.000000
User: analyst Custom ID1: Custom ID2: Custom ID3:
Comment:

Elem	Se1960	Sn1899	Ti3372	Tl1908	V_2908	Zn2062	Si2516
IS Ref	(Y_2243)	(In2306)	(Y_3600)	(In2306)	(Y_3710)	(In2306)	(Y_3710)
Units	ppb	ppb	ppb	ppb	ppb	ppb	ppb
Avg	2195.3	2153.9	1027.3	1999.8	515.42	623.11	13226.
Stddev	15.3	14.4	1.4	7.2	1.22	2.72	38.
%RSD	.69719	.66974	.13515	.36048	.23702	.43629	.28547
Check ?	Chk Pass	Chk Pass	Chk Pass	Chk Pass	Chk Pass	Chk Pass	Chk Pass
High Limit							
Low Limit							

Elem	Sr3464
IS Ref	(Y_3710)
Units	ppb
Avg	1767.1
Stddev	11.2
%RSD	.63478
Check ?	Chk Pass
High Limit	
Low Limit	

Int. Std.	In2306	Y_2243	Y_3600	Y_3710
Units	Cts/S	Cts/S	Cts/S	Cts/S
Avg	5171.3	3525.6	48255.	6653.1
Stddev	5.9	9.4	35.	10.2
%RSD	.11391	.26561	.07163	.15362
Check ?	Chk Pass	Chk Pass	Chk Pass	Chk Pass
Value	87.318%	95.671%	92.930%	98.085%
Range				

PDF created with pdfFactory Pro trial version www.pdffactory.com

Sample Name: 190-11243-a-1-a Acquired: 8/1/2016 22:43:09 Type: Unk
Method: ICP I9 Method 200.7-6010(v140) Mode: CONC Corr. Factor: 1.000000
User: analyst Custom ID1: Custom ID2: Custom ID3:
Comment:

Elem	Ag3280	Al3082	As1890	B_1826	Ba4554	Be3130	Ca3179	Cd2288
IS Ref	(Y_3600)	(Y_3710)	(Y_2243)	(Y_2243)	(Y_3710)	(Y_3710)	(Y_3710)	(Y_2243)
Units	ppb	ppb	ppb	ppb	ppb	ppb	ppb	ppb
Avg	-.05830	16.005	6.0817	13.056	4.0853	-.08225	3205.1	-.0106
Stddev	.25783	7.899	.6927	.597	.2003	.06214	36.4	.1415
%RSD	442.25	49.354	11.390	4.5762	4.9030	75.558	1.1356	1333.
Check ?	Chk Pass	Chk Pass	Chk Pass	Chk Pass	Chk Pass	Chk Pass	Chk Pass	Chk Pass
High Limit								
Low Limit								

Elem	Co2286	Cr2677	Cu3273	Fe2599	K_7664	Li6707	Mg2790	Mn2576
IS Ref	(In2306)	(Y_3600)	(Y_3600)	(Y_3710)	(Y_3710)	(Y_3710)	(Y_3710)	(Y_3600)
Units	ppb	ppb	ppb	ppb	ppb	ppb	ppb	ppb
Avg	.80172	7.1445	24.185	19748.	391.90	33.662	818.12	149.82
Stddev	.24144	.2696	.274	18.	26.97	1.608	17.86	.67
%RSD	30.115	3.7731	1.1349	.09264	6.8831	4.7770	2.1827	.44917
Check ?	Chk Pass	Chk Pass	Chk Pass	Chk Pass	Chk Pass	Chk Pass	Chk Pass	Chk Pass
High Limit								
Low Limit								

Elem	Mo2020	Na5895	Ni2316	Pb2203	Sb2175	Se1960	Sn1899	Ti3372
IS Ref	(Y_2243)	(Y_3710)	(In2306)	(Y_2243)	(Y_2243)	(Y_2243)	(In2306)	(Y_3600)
Units	ppb	ppb	ppb	ppb	ppb	ppb	ppb	ppb
Avg	3.9910	47168.	17.747	1.5840	4.252	1.2033	1.1553	1.0417
Stddev	.2619	83.	.275	.1850	.785	1.9702	.6316	.1759
%RSD	6.5610	.17564	1.5510	11.679	18.46	163.72	54.670	16.883
Check ?	Chk Pass	Chk Pass	Chk Pass	Chk Pass	Chk Pass	Chk Pass	Chk Pass	Chk Pass
High Limit								
Low Limit								

PDF created with pdfFactory Pro trial version www.pdffactory.com

Sample Name: 190-11243-a-1-a Acquired: 8/1/2016 22:43:09 Type: Unk
Method: ICP I9 Method 200.7-6010(v140) Mode: CONC Corr. Factor: 1.000000
User: analyst Custom ID1: Custom ID2: Custom ID3:
Comment:

Elem	Tl1908	V_2908	Zn2062	Si2516	Sr3464
IS Ref	(In2306)	(Y_3710)	(In2306)	(Y_3710)	(Y_3710)
Units	ppb	ppb	ppb	ppb	ppb
Avg	.85736	2.7268	42.068	183.24	11.106
Stddev	.31622	.7773	.608	4.65	.706
%RSD	36.883	28.505	1.4441	2.5378	6.3550
Check ?	Chk Pass	Chk Pass	Chk Pass	Chk Pass	Chk Pass
High Limit					
Low Limit					

Int. Std.	In2306	Y_2243	Y_3600	Y_3710
Units	Cts/S	Cts/S	Cts/S	Cts/S
Avg	5878.8	3750.5	52028.	6792.3
Stddev	6.1	3.7	116.	13.1
%RSD	.10442	.09985	.22294	.19347
Check ?	Chk Pass	Chk Pass	Chk Pass	Chk Pass
Value	99.263%	101.77%	100.20%	100.14%
Range				

PDF created with pdfFactory Pro trial version www.pdffactory.com

Sample Name: 190-11243-a-2-a Acquired: 8/1/2016 22:47:12 Type: Unk
Method: ICP I9 Method 200.7-6010(v140) Mode: CONC Corr. Factor: 1.000000
User: analyst Custom ID1: Custom ID2: Custom ID3:
Comment:

Elem	Ag3280	Al3082	As1890	B_1826	Ba4554	Be3130	Ca3179	Cd2288
IS Ref	(Y_3600)	(Y_3710)	(Y_2243)	(Y_2243)	(Y_3710)	(Y_3710)	(Y_3710)	(Y_2243)
Units	ppb	ppb	ppb	ppb	ppb	ppb	ppb	ppb
Avg	-.17545	10.333	2.7150	10.961	3.5698	-.04241	3080.2	.1975
Stddev	.35280	24.295	1.5959	.127	.1565	.06246	19.8	.1292
%RSD	201.09	235.13	58.780	1.1594	4.3847	147.29	.64234	65.44
Check ?	Chk Pass	Chk Pass	Chk Pass	Chk Pass	Chk Pass	Chk Pass	Chk Pass	Chk Pass
High Limit								
Low Limit								

Elem	Co2286	Cr2677	Cu3273	Fe2599	K_7664	Li6707	Mg2790	Mn2576
IS Ref	(In2306)	(Y_3600)	(Y_3600)	(Y_3710)	(Y_3710)	(Y_3710)	(Y_3710)	(Y_3600)
Units	ppb	ppb	ppb	ppb	ppb	ppb	ppb	ppb
Avg	.77757	6.0411	20.143	15779.	265.72	27.637	824.83	117.49
Stddev	.09141	.0931	.947	60.	7.17	2.613	3.06	.09
%RSD	11.756	1.5416	4.7029	.38098	2.6979	9.4530	.37068	.07924
Check ?	Chk Pass	Chk Pass	Chk Pass	Chk Pass	Chk Pass	Chk Pass	Chk Pass	Chk Pass
High Limit								
Low Limit								

Elem	Mo2020	Na5895	Ni2316	Pb2203	Sb2175	Se1960	Sn1899	Ti3372
IS Ref	(Y_2243)	(Y_3710)	(In2306)	(Y_2243)	(Y_2243)	(Y_2243)	(In2306)	(Y_3600)
Units	ppb	ppb	ppb	ppb	ppb	ppb	ppb	ppb
Avg	1.0113	36967.	13.644	1.1154	.8796	-.48367	.63591	.67895
Stddev	.1778	117.	.317	.4038	.9649	2.8633	.69049	.16975
%RSD	17.577	.31742	2.3244	36.207	109.7	591.99	108.58	25.002
Check ?	Chk Pass	Chk Pass	Chk Pass	Chk Pass	Chk Pass	Chk Pass	Chk Pass	Chk Pass
High Limit								
Low Limit								

PDF created with pdfFactory Pro trial version www.pdffactory.com

Sample Name: 190-11243-a-2-a Acquired: 8/1/2016 22:47:12 Type: Unk
Method: ICP I9 Method 200.7-6010(v140) Mode: CONC Corr. Factor: 1.000000
User: analyst Custom ID1: Custom ID2: Custom ID3:
Comment:

Elem	Tl1908	V_2908	Zn2062	Si2516	Sr3464
IS Ref	(In2306)	(Y_3710)	(In2306)	(Y_3710)	(Y_3710)
Units	ppb	ppb	ppb	ppb	ppb
Avg	1.1545	3.1432	66.063	182.27	9.9388
Stddev	.6813	1.9442	.455	11.04	.6927
%RSD	59.015	61.853	.68878	6.0564	6.9697
Check ?	Chk Pass	Chk Pass	Chk Pass	Chk Pass	Chk Pass
High Limit					
Low Limit					

Int. Std.	In2306	Y_2243	Y_3600	Y_3710
Units	Cts/S	Cts/S	Cts/S	Cts/S
Avg	5911.7	3749.8	52044.	6767.3
Stddev	2.8	6.2	113.	55.7
%RSD	.04735	.16523	.21720	.82364
Check ?	Chk Pass	Chk Pass	Chk Pass	Chk Pass
Value	99.818%	101.76%	100.23%	99.768%
Range				

PDF created with pdfFactory Pro trial version www.pdffactory.com

Sample Name: 190-11244-a-1-a Acquired: 8/1/2016 22:51:17 Type: Unk
Method: ICP I9 Method 200.7-6010(v140) Mode: CONC Corr. Factor: 1.000000
User: analyst Custom ID1: Custom ID2: Custom ID3:
Comment:

Elem	Ag3280	Al3082	As1890	B_1826	Ba4554	Be3130	Ca3179	Cd2288
IS Ref	(Y_3600)	(Y_3710)	(Y_2243)	(Y_2243)	(Y_3710)	(Y_3710)	(Y_3710)	(Y_2243)
Units	ppb	ppb	ppb	ppb	ppb	ppb	ppb	ppb
Avg	-.08455	63.849	2.3368	23.661	13.935	.01668	27209.	.1752
Stddev	.64103	7.036	1.4411	.373	.159	.04035	54.	.0512
%RSD	758.16	11.019	61.671	1.5754	1.1390	241.92	.19990	29.21
Check ?	Chk Pass	Chk Pass	Chk Pass	Chk Pass	Chk Pass	Chk Pass	Chk Pass	Chk Pass
High Limit								
Low Limit								

Elem	Co2286	Cr2677	Cu3273	Fe2599	K_7664	Li6707	Mg2790	Mn2576
IS Ref	(In2306)	(Y_3600)	(Y_3600)	(Y_3710)	(Y_3710)	(Y_3710)	(Y_3710)	(Y_3600)
Units	ppb	ppb	ppb	ppb	ppb	ppb	ppb	ppb
Avg	.32929	3.4608	157.09	35.605	1212.5	24.403	7714.2	1.4957
Stddev	.02327	.2321	.62	2.224	34.7	.251	43.7	.0369
%RSD	7.0654	6.7066	.39497	6.2475	2.8623	1.0272	.56621	2.4686
Check ?	Chk Pass	Chk Pass	Chk Pass	Chk Pass	Chk Pass	Chk Pass	Chk Pass	Chk Pass
High Limit								
Low Limit								

Elem	Mo2020	Na5895	Ni2316	Pb2203	Sb2175	Se1960	Sn1899	Ti3372
IS Ref	(Y_2243)	(Y_3710)	(In2306)	(Y_2243)	(Y_2243)	(Y_2243)	(In2306)	(Y_3600)
Units	ppb	ppb	ppb	ppb	ppb	ppb	ppb	ppb
Avg	1.2683	9252.4	1.1979	-.39165	2.399	-.00833	-.35543	.13952
Stddev	.0819	24.2	.7594	.49357	.195	1.7425	.25164	.10502
%RSD	6.4566	.26106	63.396	126.02	8.141	20929.	70.800	75.270
Check ?	Chk Pass	Chk Pass	Chk Pass	Chk Pass	Chk Pass	Chk Pass	Chk Pass	Chk Pass
High Limit								
Low Limit								

PDF created with pdfFactory Pro trial version www.pdffactory.com

Sample Name: 190-11244-a-1-a Acquired: 8/1/2016 22:51:17 Type: Unk
Method: ICP I9 Method 200.7-6010(v140) Mode: CONC Corr. Factor: 1.000000
User: analyst Custom ID1: Custom ID2: Custom ID3:
Comment:

Elem	Tl1908	V_2908	Zn2062	Si2516	Sr3464
IS Ref	(In2306)	(Y_3710)	(In2306)	(Y_3710)	(Y_3710)
Units	ppb	ppb	ppb	ppb	ppb
Avg	.12138	.42734	61.758	981.28	95.597
Stddev	1.0503	1.2331	.337	11.98	3.464
%RSD	865.30	288.57	.54542	1.2209	3.6239
Check ?	Chk Pass	Chk Pass	Chk Pass	Chk Pass	Chk Pass
High Limit					
Low Limit					

Int. Std.	In2306	Y_2243	Y_3600	Y_3710
Units	Cts/S	Cts/S	Cts/S	Cts/S
Avg	5977.8	3757.7	52408.	6798.8
Stddev	6.8	4.8	106.	20.7
%RSD	.11423	.12779	.20256	.30382
Check ?	Chk Pass	Chk Pass	Chk Pass	Chk Pass
Value	100.93%	101.97%	100.93%	100.23%
Range				

PDF created with pdfFactory Pro trial version www.pdffactory.com

Sample Name: 190-11254-c-1-b Acquired: 8/1/2016 22:55:21 Type: Unk
Method: ICP I9 Method 200.7-6010(v140) Mode: CONC Corr. Factor: 1.000000
User: analyst Custom ID1: Custom ID2: Custom ID3:
Comment:

Elem	Ag3280	Al3082	As1890	B_1826	Ba4554	Be3130	Ca3179
IS Ref	(Y_3600)	(Y_3710)	(Y_2243)	(Y_2243)	(Y_3710)	(Y_3710)	(Y_3710)
Units	ppb	ppb	ppb	ppb	ppb	ppb	ppb
Avg	.10964	153.53	5.2385	2455.4	73.447	-.04440	164070.
Stddev	.34463	9.89	1.0660	10.5	.157	.03178	298.
%RSD	314.32	6.4390	20.349	.42594	.21420	71.569	.18170
Check ?	Chk Pass	Chk Pass	Chk Pass	Chk Pass	Chk Pass	Chk Pass	Chk Pass
High Limit							
Low Limit							

Elem	Cd2288	Co2286	Cr2677	Cu3273	Fe2599	K_7664	Li6707
IS Ref	(Y_2243)	(In2306)	(Y_3600)	(Y_3600)	(Y_3710)	(Y_3710)	(Y_3710)
Units	ppb	ppb	ppb	ppb	ppb	ppb	ppb
Avg	.2561	5.6030	5.7733	107.74	7230.9	47722.	53.714
Stddev	.1432	.2532	.3553	.20	12.2	103.	3.646
%RSD	55.92	4.5186	6.1540	.18798	.16850	.21676	6.7878
Check ?	Chk Pass	Chk Pass	Chk Pass	Chk Pass	Chk Pass	Chk Pass	Chk Pass
High Limit							
Low Limit							

Elem	Mg2790	Mn2576	Mo2020	Na5895	Ni2316	Pb2203	Sb2175
IS Ref	(Y_3710)	(Y_3600)	(Y_2243)	(Y_3710)	(In2306)	(Y_2243)	(Y_2243)
Units	ppb	ppb	ppb	ppb	ppb	ppb	ppb
Avg	50735.	2102.3	56.265	145340.	28.048	2.3731	.5186
Stddev	142.	1.0	.481	404.	.465	.8904	.4490
%RSD	.27998	.04596	.85424	.27804	1.6588	37.518	86.57
Check ?	Chk Pass	Chk Pass	Chk Pass	Chk Pass	Chk Pass	Chk Pass	Chk Pass
High Limit							
Low Limit							

PDF created with pdfFactory Pro trial version www.pdffactory.com

Sample Name: 190-11254-c-1-b Acquired: 8/1/2016 22:55:21 Type: Unk
Method: ICP I9 Method 200.7-6010(v140) Mode: CONC Corr. Factor: 1.000000
User: analyst Custom ID1: Custom ID2: Custom ID3:
Comment:

Elem	Se1960	Sn1899	Ti3372	Tl1908	V_2908	Zn2062	Si2516
IS Ref	(Y_2243)	(In2306)	(Y_3600)	(In2306)	(Y_3710)	(In2306)	(Y_3710)
Units	ppb	ppb	ppb	ppb	ppb	ppb	ppb
Avg	.91341	1.2987	1.5945	9.0702	.73872	263.00	18931.
Stddev	1.7367	.1833	.0720	.7734	2.1180	1.47	55.
%RSD	190.13	14.111	4.5146	8.5269	286.71	.55839	.29040
Check ?	Chk Pass	Chk Pass	Chk Pass	Chk Pass	Chk Pass	Chk Pass	Chk Pass
High Limit							
Low Limit							

Elem	Sr3464
IS Ref	(Y_3710)
Units	ppb
Avg	202.35
Stddev	4.79
%RSD	2.3659
Check ?	Chk Pass
High Limit	
Low Limit	

Int. Std.	In2306	Y_2243	Y_3600	Y_3710
Units	Cts/S	Cts/S	Cts/S	Cts/S
Avg	5317.1	3560.7	49248.	6725.8
Stddev	1.3	4.7	82.	38.5
%RSD	.02529	.13137	.16597	.57202
Check ?	Chk Pass	Chk Pass	Chk Pass	Chk Pass
Value	89.778%	96.625%	94.843%	99.157%
Range				

PDF created with pdfFactory Pro trial version www.pdffactory.com

Sample Name: 190-11255-c-1-b Acquired: 8/1/2016 22:59:20 Type: Unk
Method: ICP I9 Method 200.7-6010(v140) Mode: CONC Corr. Factor: 1.000000
User: analyst Custom ID1: Custom ID2: Custom ID3:
Comment:

Elem	Ag3280	Al3082	As1890	B_1826	Ba4554	Be3130	Ca3179	Cd2288
IS Ref	(Y_3600)	(Y_3710)	(Y_2243)	(Y_2243)	(Y_3710)	(Y_3710)	(Y_3710)	(Y_2243)
Units	ppb	ppb	ppb	ppb	ppb	ppb	ppb	ppb
Avg	.09382	171.89	2.0750	149.96	51.270	.02553	67495.	.1747
Stddev	.19608	21.71	3.2261	1.34	.391	.09038	263.	.1667
%RSD	208.99	12.628	155.48	.89133	.76213	353.96	.39006	95.40
Check ?	Chk Pass	Chk Pass	Chk Pass	Chk Pass	Chk Pass	Chk Pass	Chk Pass	Chk Pass
High Limit								
Low Limit								

Elem	Co2286	Cr2677	Cu3273	Fe2599	K_7664	Li6707	Mg2790	Mn2576
IS Ref	(In2306)	(Y_3600)	(Y_3600)	(Y_3710)	(Y_3710)	(Y_3710)	(Y_3710)	(Y_3600)
Units	ppb	ppb	ppb	ppb	ppb	ppb	ppb	ppb
Avg	-.16801	1.7339	31.008	844.76	17589.	31.748	19479.	56.758
Stddev	.10051	.4329	.698	5.84	70.	.474	161.	.122
%RSD	59.826	24.967	2.2521	.69123	.39962	1.4931	.82837	.21508
Check ?	Chk Pass	Chk Pass	Chk Pass	Chk Pass	Chk Pass	Chk Pass	Chk Pass	Chk Pass
High Limit								
Low Limit								

Elem	Mo2020	Na5895	Ni2316	Pb2203	Sb2175	Se1960	Sn1899	Ti3372
IS Ref	(Y_2243)	(Y_3710)	(In2306)	(Y_2243)	(Y_2243)	(Y_2243)	(In2306)	(Y_3600)
Units	ppb	ppb	ppb	ppb	ppb	ppb	ppb	ppb
Avg	.98001	52376.	4.2103	1.0038	.4819	-.15979	1.9242	1.4424
Stddev	.19115	56.	.0232	1.2460	2.950	1.1665	.1923	.0445
%RSD	19.505	.10661	.55178	124.13	612.2	730.01	9.9914	3.0866
Check ?	Chk Pass	Chk Pass	Chk Pass	Chk Pass	Chk Pass	Chk Pass	Chk Pass	Chk Pass
High Limit								
Low Limit								

PDF created with pdfFactory Pro trial version www.pdffactory.com

Sample Name: 190-11255-c-1-b Acquired: 8/1/2016 22:59:20 Type: Unk
Method: ICP I9 Method 200.7-6010(v140) Mode: CONC Corr. Factor: 1.000000
User: analyst Custom ID1: Custom ID2: Custom ID3:
Comment:

Elem	Tl1908	V_2908	Zn2062	Si2516	Sr3464
IS Ref	(In2306)	(Y_3710)	(In2306)	(Y_3710)	(Y_3710)
Units	ppb	ppb	ppb	ppb	ppb
Avg	1.1865	-1.8332	183.86	4483.7	88.222
Stddev	1.0534	2.1043	1.53	24.3	1.079
%RSD	88.783	114.79	.82987	.54260	1.2231
Check ?	Chk Pass	Chk Pass	Chk Pass	Chk Pass	Chk Pass
High Limit					
Low Limit					

Int. Std.	In2306	Y_2243	Y_3600	Y_3710
Units	Cts/S	Cts/S	Cts/S	Cts/S
Avg	5683.9	3688.4	51357.	6826.4
Stddev	1.4	1.6	155.	25.6
%RSD	.02412	.04327	.30200	.37534
Check ?	Chk Pass	Chk Pass	Chk Pass	Chk Pass
Value	95.971%	100.09%	98.903%	100.64%
Range				

PDF created with pdfFactory Pro trial version www.pdffactory.com

Sample Name: CCV-2632473 Acquired: 8/1/2016 23:03:23 Type: QC
Method: ICP I9 Method 200.7-6010(v140) Mode: CONC Corr. Factor: 1.000000
User: analyst Custom ID1: Custom ID2: Custom ID3:
Comment:

Elem	Ag3280	Al3082	As1890	B_1826	Ba4554	Be3130	Ca3179	Cd2288
IS Ref	(Y_3600)	(Y_3710)	(Y_2243)	(Y_2243)	(Y_3710)	(Y_3710)	(Y_3710)	(Y_2243)
Units	ppb	ppb	ppb	ppb	ppb	ppb	ppb	ppb
Avg	1017.4	25288.	497.25	5138.0	1967.6	2043.6	52592.	502.2
Stddev	3.6	95.	1.98	8.1	2.5	7.9	256.	1.5
%RSD	.35071	.37728	.39860	.15733	.12620	.38899	.48602	.2942
Check ?	Chk Pass	Chk Pass	Chk Pass	Chk Pass	Chk Pass	Chk Pass	Chk Pass	Chk Pass
Value								
Range								

Elem	Co2286	Cr2677	Cu3273	Fe2599	K_7664	Li6707	Mg2790	Mn2576
IS Ref	(In2306)	(Y_3600)	(Y_3600)	(Y_3710)	(Y_3710)	(Y_3710)	(Y_3710)	(Y_3600)
Units	ppb	ppb	ppb	ppb	ppb	ppb	ppb	ppb
Avg	1977.4	1930.5	1961.6	25434.	50200.	4881.6	50605.	1921.1
Stddev	6.9	3.7	5.6	31.	216.	9.6	202.	5.8
%RSD	.34820	.19062	.28715	.12359	.43025	.19747	.39851	.30156
Check ?	Chk Pass	Chk Pass	Chk Pass	Chk Pass	Chk Pass	Chk Pass	Chk Pass	Chk Pass
Value								
Range								

Elem	Mo2020	Na5895	Ni2316	Pb2203	Sb2175	Se1960	Sn1899	Ti3372
IS Ref	(Y_2243)	(Y_3710)	(In2306)	(Y_2243)	(Y_2243)	(Y_2243)	(In2306)	(Y_3600)
Units	ppb	ppb	ppb	ppb	ppb	ppb	ppb	ppb
Avg	1995.2	50236.	1997.8	482.58	512.5	508.37	5113.6	4988.8
Stddev	10.6	159.	5.1	3.58	4.0	4.02	16.6	29.6
%RSD	.52970	.31736	.25652	.74202	.7739	.79056	.32424	.59321
Check ?	Chk Pass	Chk Pass	Chk Pass	Chk Pass	Chk Pass	Chk Pass	Chk Pass	Chk Pass
Value								
Range								

PDF created with pdfFactory Pro trial version www.pdffactory.com

Sample Name: CCV-2632473 Acquired: 8/1/2016 23:03:23 Type: QC
Method: ICP I9 Method 200.7-6010(v140) Mode: CONC Corr. Factor: 1.000000
User: analyst Custom ID1: Custom ID2: Custom ID3:
Comment:

Elem	Tl1908	V_2908	Zn2062	Si2516	Sr3464
IS Ref	(In2306)	(Y_3710)	(In2306)	(Y_3710)	(Y_3710)
Units	ppb	ppb	ppb	ppb	ppb
Avg	998.75	2000.2	2053.6	5268.8	5021.7
Stddev	5.36	5.0	6.1	35.6	23.5
%RSD	.53650	.24812	.29926	.67545	.46764
Check ?	Chk Pass	Chk Pass	Chk Pass	Chk Pass	Chk Pass
Value					
Range					

Int. Std.	In2306	Y_2243	Y_3600	Y_3710
Units	Cts/S	Cts/S	Cts/S	Cts/S
Avg	5386.8	3612.2	49882.	6546.3
Stddev	.7	3.3	91.	32.5
%RSD	.01390	.09177	.18208	.49625

PDF created with pdfFactory Pro trial version www.pdffactory.com

Sample Name: CCB Acquired: 8/1/2016 23:07:12 Type: QC
Method: ICP I9 Method 200.7-6010(v140) Mode: CONC Corr. Factor: 1.000000
User: analyst Custom ID1: Custom ID2: Custom ID3:
Comment:

Elem	Ag3280	Al3082	As1890	B_1826	Ba4554	Be3130	Ca3179	Cd2288
IS Ref	(Y_3600)	(Y_3710)	(Y_2243)	(Y_2243)	(Y_3710)	(Y_3710)	(Y_3710)	(Y_2243)
Units	ppb	ppb	ppb	ppb	ppb	ppb	ppb	ppb
Avg	-.01673	9.9887	-.98155	10.433	.30467	.07800	3.8335	.1297
Stddev	.18943	19.200	.31842	.482	.07387	.11078	2.8818	.1575
%RSD	1132.1	192.21	32.440	4.6225	24.247	142.03	75.174	121.4
Check ?	Chk Pass	Chk Pass	Chk Pass	Chk Pass	Chk Pass	Chk Pass	Chk Pass	Chk Pass
High Limit								
Low Limit								

Elem	Co2286	Cr2677	Cu3273	Fe2599	K_7664	Li6707	Mg2790	Mn2576
IS Ref	(In2306)	(Y_3600)	(Y_3600)	(Y_3710)	(Y_3710)	(Y_3710)	(Y_3710)	(Y_3600)
Units	ppb	ppb	ppb	ppb	ppb	ppb	ppb	ppb
Avg	-.17939	.34466	1.2310	2.6122	123.47	25.631	-.48184	.14474
Stddev	.16773	.13426	.7085	1.7323	32.20	2.544	30.961	.04951
%RSD	93.497	38.955	57.554	66.318	26.081	9.9233	6425.5	34.203
Check ?	Chk Pass	Chk Pass	Chk Pass	Chk Pass	Chk Pass	Chk Pass	Chk Pass	Chk Pass
High Limit								
Low Limit								

Elem	Mo2020	Na5895	Ni2316	Pb2203	Sb2175	Se1960	Sn1899	Ti3372
IS Ref	(Y_2243)	(Y_3710)	(In2306)	(Y_2243)	(Y_2243)	(Y_2243)	(In2306)	(Y_3600)
Units	ppb	ppb	ppb	ppb	ppb	ppb	ppb	ppb
Avg	2.3613	221.40	-.00067	.57739	.4294	-1.8979	.16082	1.1124
Stddev	.1993	9.75	.16545	1.1165	.2052	1.7757	.58975	.1749
%RSD	8.4397	4.4056	24610.	193.38	47.79	93.563	366.71	15.720
Check ?	Chk Pass	Chk Pass	Chk Pass	Chk Pass	Chk Pass	Chk Pass	Chk Pass	Chk Pass
High Limit								
Low Limit								

PDF created with pdfFactory Pro trial version www.pdffactory.com

Sample Name: CCB Acquired: 8/1/2016 23:07:12 Type: QC
Method: ICP I9 Method 200.7-6010(v140) Mode: CONC Corr. Factor: 1.000000
User: analyst Custom ID1: Custom ID2: Custom ID3:
Comment:

Elem	Tl1908	V_2908	Zn2062	Si2516	Sr3464
IS Ref	(In2306)	(Y_3710)	(In2306)	(Y_3710)	(Y_3710)
Units	ppb	ppb	ppb	ppb	ppb
Avg	.25063	1.7112	-.18894	-44.578	-1.6303
Stddev	.43421	2.6098	.04395	3.966	2.8062
%RSD	173.25	152.52	23.259	8.8968	172.13
Check ?	Chk Pass	Chk Pass	Chk Pass	Chk Pass	Chk Pass
High Limit					
Low Limit					

Int. Std.	In2306	Y_2243	Y_3600	Y_3710
Units	Cts/S	Cts/S	Cts/S	Cts/S
Avg	6098.5	3774.0	52991.	6634.1
Stddev	17.1	11.5	103.	26.1
%RSD	.28097	.30566	.19461	.39391

PDF created with pdfFactory Pro trial version www.pdffactory.com

Sample Name: 240-67615-c-1-a Acquired: 8/1/2016 23:11:20 Type: Unk
Method: ICP I9 Method 200.7-6010(v140) Mode: CONC Corr. Factor: 1.000000
User: analyst Custom ID1: Custom ID2: Custom ID3:
Comment:

Elem	Ag3280	Al3082	As1890	B_1826	Ba4554	Be3130
IS Ref	(Y_3600)	(Y_3710)	(Y_2243)	(Y_2243)	(Y_3710)	(Y_3710)
Units	ppb	ppb	ppb	ppb	ppb	ppb
Avg	-.33059	648.39	8.7033	3880.3	237.21	-.00088
Stddev	.12944	29.60	1.5242	33.7	.09	.05674
%RSD	39.155	4.5652	17.513	.86757	.03894	6480.0
Check ?	Chk Pass	Chk Pass	Chk Pass	Chk Pass	Chk Pass	Chk Pass
High Limit						
Low Limit						

Elem	Ca3179	Cd2288	Co2286	Cr2677	Cu3273	Fe2599
IS Ref	(Y_3710)	(Y_2243)	(In2306)	(Y_3600)	(Y_3600)	(Y_3710)
Units	ppb	ppb	ppb	ppb	ppb	ppb
Avg	104180.	.2896	6.4885	9.0582	9.0672	27308.
Stddev	331.	.1567	.2198	.3891	.7490	90.
%RSD	.31775	54.13	3.3883	4.2956	8.2611	.32780
Check ?	Chk Pass	Chk Pass	Chk Pass	Chk Pass	Chk Pass	Chk Pass
High Limit						
Low Limit						

Elem	K_7664	Li6707	Mg2790	Mn2576	Mo2020	Na5895
IS Ref	(Y_3710)	(Y_3710)	(Y_3710)	(Y_3600)	(Y_2243)	(Y_3710)
Units	ppb	ppb	ppb	ppb	ppb	ppb
Avg	158790.	110.77	126520.	132.06	.70127	F 539600.
Stddev	439.	6.24	306.	.31	.36970	7150.
%RSD	.27633	5.6372	.24175	.23306	52.719	1.3251
Check ?	Chk Pass	Chk Pass	Chk Pass	Chk Pass	Chk Pass	Chk Fail
High Limit						500000.
Low Limit						-500000.

PDF created with pdfFactory Pro trial version www.pdffactory.com

Sample Name: 240-67615-c-1-a Acquired: 8/1/2016 23:11:20 Type: Unk
Method: ICP I9 Method 200.7-6010(v140) Mode: CONC Corr. Factor: 1.000000
User: analyst Custom ID1: Custom ID2: Custom ID3:
Comment:

Elem	Ni2316	Pb2203	Sb2175	Se1960	Sn1899	Ti3372
IS Ref	(In2306)	(Y_2243)	(Y_2243)	(Y_2243)	(In2306)	(Y_3600)
Units	ppb	ppb	ppb	ppb	ppb	ppb
Avg	37.805	6.2377	1.687	-1.2130	6.7426	18.757
Stddev	1.211	1.8184	.805	1.3758	.3334	.102
%RSD	3.2019	29.151	47.69	113.42	4.9443	.54519
Check ?	Chk Pass	Chk Pass	Chk Pass	Chk Pass	Chk Pass	Chk Pass
High Limit						
Low Limit						

Elem	Tl1908	V_2908	Zn2062	Si2516	Sr3464
IS Ref	(In2306)	(Y_3710)	(In2306)	(Y_3710)	(Y_3710)
Units	ppb	ppb	ppb	ppb	ppb
Avg	2.5761	3.4196	30.945	8679.1	414.12
Stddev	.5670	1.9653	.310	390.8	8.48
%RSD	22.011	57.472	1.0028	4.5031	2.0485
Check ?	Chk Pass	Chk Pass	Chk Pass	Chk Pass	Chk Pass
High Limit					
Low Limit					

Int. Std.	In2306	Y_2243	Y_3600	Y_3710
Units	Cts/S	Cts/S	Cts/S	Cts/S
Avg	4987.2	3469.1	47112.	6569.1
Stddev	2.5	2.7	95.	12.5
%RSD	.05068	.07692	.20132	.19094
Check ?	Chk Pass	Chk Pass	Chk Pass	Chk Pass
Value	84.209%	94.140%	90.730%	96.846%
Range				

PDF created with pdfFactory Pro trial version www.pdffactory.com

Sample Name: 240-67623-a-3-a Acquired: 8/1/2016 23:15:28 Type: Unk
Method: ICP I9 Method 200.7-6010(v140) Mode: CONC Corr. Factor: 1.000000
User: analyst Custom ID1: Custom ID2: Custom ID3:
Comment:

Elem	Ag3280	Al3082	As1890	B_1826	Ba4554	Be3130
IS Ref	(Y_3600)	(Y_3710)	(Y_2243)	(Y_2243)	(Y_3710)	(Y_3710)
Units	ppb	ppb	ppb	ppb	ppb	ppb
Avg	-.05268	42.838	27.701	1772.0	85.305	-.07508
Stddev	.37285	20.855	.766	16.0	.159	.06710
%RSD	707.73	48.684	2.7653	.90572	.18597	89.367
Check ?	Chk Pass	Chk Pass	Chk Pass	Chk Pass	Chk Pass	Chk Pass
High Limit						
Low Limit						

Elem	Ca3179	Cd2288	Co2286	Cr2677	Cu3273	Fe2599
IS Ref	(Y_3710)	(Y_2243)	(In2306)	(Y_3600)	(Y_3600)	(Y_3710)
Units	ppb	ppb	ppb	ppb	ppb	ppb
Avg	2029.0	-.3241	2.5736	119.75	6.6404	227.24
Stddev	9.5	.0475	.0951	.33	.6088	.97
%RSD	.46656	14.66	3.6952	.27263	9.1680	.42790
Check ?	Chk Pass	Chk Pass	Chk Pass	Chk Pass	Chk Pass	Chk Pass
High Limit						
Low Limit						

Elem	K_7664	Li6707	Mg2790	Mn2576	Mo2020	Na5895
IS Ref	(Y_3710)	(Y_3710)	(Y_3710)	(Y_3600)	(Y_2243)	(Y_3710)
Units	ppb	ppb	ppb	ppb	ppb	ppb
Avg	F 1284300.	404.99	13378.	9.6763	2.7670	F 1654900.
Stddev	37589.	16.30	21.	.0611	.2496	77277.
%RSD	2.9268	4.0238	.15794	.63112	9.0222	4.6695
Check ?	Chk Fail	Chk Pass	Chk Pass	Chk Pass	Chk Pass	Chk Fail
High Limit	500000.					500000.
Low Limit	-500000.					-500000.

PDF created with pdfFactory Pro trial version www.pdffactory.com

Sample Name: 240-67623-a-3-a Acquired: 8/1/2016 23:15:28 Type: Unk
Method: ICP I9 Method 200.7-6010(v140) Mode: CONC Corr. Factor: 1.000000
User: analyst Custom ID1: Custom ID2: Custom ID3:
Comment:

Elem	Ni2316	Pb2203	Sb2175	Se1960	Sn1899	Ti3372
IS Ref	(In2306)	(Y_2243)	(Y_2243)	(Y_2243)	(In2306)	(Y_3600)
Units	ppb	ppb	ppb	ppb	ppb	ppb
Avg	41.997	-.97097	.8174	-.97616	1.4544	13.394
Stddev	.228	.96583	4.191	1.9464	.6930	.123
%RSD	.54380	99.470	512.7	199.39	47.648	.91849
Check ?	Chk Pass	Chk Pass	Chk Pass	Chk Pass	Chk Pass	Chk Pass
High Limit						
Low Limit						

Elem	Tl1908	V_2908	Zn2062	Si2516	Sr3464
IS Ref	(In2306)	(Y_3710)	(In2306)	(Y_3710)	(Y_3710)
Units	ppb	ppb	ppb	ppb	ppb
Avg	.89183	10.219	17.665	3287.8	109.13
Stddev	.58665	1.892	.323	28.5	2.97
%RSD	65.780	18.519	1.8287	.86722	2.7220
Check ?	Chk Pass	Chk Pass	Chk Pass	Chk Pass	Chk Pass
High Limit					
Low Limit					

Int. Std.	In2306	Y_2243	Y_3600	Y_3710
Units	Cts/S	Cts/S	Cts/S	Cts/S
Avg	4401.3	3213.2	41632.	6400.3
Stddev	8.1	6.7	169.	29.4
%RSD	.18439	.20698	.40651	.45994
Check ?	Chk Pass	Chk Pass	Chk Pass	Chk Pass
Value	74.315%	87.195%	80.176%	94.357%
Range				

PDF created with pdfFactory Pro trial version www.pdffactory.com

Sample Name: 240-67645-e-1-a Acquired: 8/1/2016 23:19:48 Type: Unk
Method: ICP I9 Method 200.7-6010(v140) Mode: CONC Corr. Factor: 1.000000
User: analyst Custom ID1: Custom ID2: Custom ID3:
Comment:

Elem	Ag3280	Al3082	As1890	B_1826	Ba4554	Be3130
IS Ref	(Y_3600)	(Y_3710)	(Y_2243)	(Y_2243)	(Y_3710)	(Y_3710)
Units	ppb	ppb	ppb	ppb	ppb	ppb
Avg	-11.560	535.77	120.98	F 21519.	2073.8	2.5414
Stddev	1.293	4.81	20.05	2835.	6.6	.1117
%RSD	11.190	.89868	16.570	13.173	.31704	4.3944
Check ?	Chk Pass	Chk Pass	Chk Pass	Chk Fail	Chk Pass	Chk Pass
High Limit				20000.		
Low Limit				-500000.		

Elem	Ca3179	Cd2288	Co2286	Cr2677	Cu3273	Fe2599
IS Ref	(Y_3710)	(Y_2243)	(In2306)	(Y_3600)	(Y_3600)	(Y_3710)
Units	ppb	ppb	ppb	ppb	ppb	ppb
Avg	^ *****	-1.429	12.428	1.1497	k 582.53	14742.
Stddev	-----	.505	1.755	2.1290	6.07	78.
%RSD	-----	35.33	14.121	185.17	1.0416	.52933
Check ?	Chk Pass	Chk Pass	Chk Pass	Chk Pass	Chk Pass	Chk Pass
High Limit						
Low Limit						

Elem	K_7664	Li6707	Mg2790	Mn2576	Mo2020	Na5895
IS Ref	(Y_3710)	(Y_3710)	(Y_3710)	(Y_3600)	(Y_2243)	(Y_3710)
Units	ppb	ppb	ppb	ppb	ppb	ppb
Avg	F 3113100.	F 89812.	F 4564700.	922.35	3.1784	F 1713600.
Stddev	127900.	7598.	8831.	5.56	.9416	129570.
%RSD	4.1084	8.4599	.19345	.60324	29.624	7.5609
Check ?	Chk Fail	Chk Fail	Chk Fail	Chk Pass	Chk Pass	Chk Fail
High Limit	500000.	50000.	500000.			500000.
Low Limit	-500000.	-500000.	-500000.			-500000.

PDF created with pdfFactory Pro trial version www.pdffactory.com

Sample Name: 240-67645-e-1-a Acquired: 8/1/2016 23:19:48 Type: Unk
Method: ICP I9 Method 200.7-6010(v140) Mode: CONC Corr. Factor: 1.000000
User: analyst Custom ID1: Custom ID2: Custom ID3:
Comment:

Elem	Ni2316	Pb2203	Sb2175	Se1960	Sn1899	Ti3372
IS Ref	(In2306)	(Y_2243)	(Y_2243)	(Y_2243)	(In2306)	(Y_3600)
Units	ppb	ppb	ppb	ppb	ppb	ppb
Avg	83.668	k 55.250	27.69	-17.950	14.828	-46.941
Stddev	10.796	9.889	7.17	4.796	3.678	.566
%RSD	12.903	17.899	25.88	26.717	24.803	1.2060
Check ?	Chk Pass	Chk Pass	Chk Pass	Chk Pass	Chk Pass	Chk Pass
High Limit						
Low Limit						

Elem	Tl1908	V_2908	Zn2062	Si2516	Sr3464
IS Ref	(In2306)	(Y_3710)	(In2306)	(Y_3710)	(Y_3710)
Units	ppb	ppb	ppb	ppb	ppb
Avg	77.113	-5.6925	175.19	2291.1	F 730010.
Stddev	10.941	3.6443	16.56	30.3	5783.
%RSD	14.188	64.019	9.4554	1.3212	.79213
Check ?	Chk Pass	Chk Pass	Chk Pass	Chk Pass	Chk Fail
High Limit					50000.
Low Limit					-500000.

Int. Std.	In2306	Y_2243	Y_3600	Y_3710
Units	Cts/S	Cts/S	Cts/S	Cts/S
Avg	W 1436.9	W 1199.5	W 17685.	3672.1
Stddev	129.0	90.5	70.	16.9
%RSD	8.9796	7.5481	.39374	.46043
Check ?	Chk Warn	Chk Warn	Chk Warn	Chk Pass
Value	24.261%	32.551%	34.058%	54.137%
Range	-50.500%	-50.500%	-50.500%	

PDF created with pdfFactory Pro trial version www.pdffactory.com

Sample Name: 240-67645-e-1-a@10 Acquired: 8/1/2016 23:24:23 Type: Unk
Method: ICP I9 Method 200.7-6010(v140) Mode: CONC Corr. Factor: 1.000000
User: analyst Custom ID1: Custom ID2: Custom ID3:
Comment:

Elem	Ag3280	Al3082	As1890	B_1826	Ba4554	Be3130
IS Ref	(Y_3600)	(Y_3710)	(Y_2243)	(Y_2243)	(Y_3710)	(Y_3710)
Units	ppb	ppb	ppb	ppb	ppb	ppb
Avg	-1.3695	39.805	11.564	2071.5	189.93	.33358
Stddev	.1719	16.929	7.291	21.0	.88	.10566
%RSD	12.549	42.530	63.045	1.0133	.46486	31.675
Check ?	Chk Pass	Chk Pass	Chk Pass	Chk Pass	Chk Pass	Chk Pass
High Limit						
Low Limit						

Elem	Ca3179	Cd2288	Co2286	Cr2677	Cu3273	Fe2599
IS Ref	(Y_3710)	(Y_2243)	(In2306)	(Y_3600)	(Y_3600)	(Y_3710)
Units	ppb	ppb	ppb	ppb	ppb	ppb
Avg	F 3100800.	.2240	1.1856	1.7189	28.875	1840.4
Stddev	2853.	.0930	.2728	.4203	.988	4.4
%RSD	.09201	41.54	23.008	24.450	3.4207	.23718
Check ?	Chk Fail	Chk Pass	Chk Pass	Chk Pass	Chk Pass	Chk Pass
High Limit	800000.					
Low Limit	-500000.					

Elem	K_7664	Li6707	Mg2790	Mn2576	Mo2020	Na5895
IS Ref	(Y_3710)	(Y_3710)	(Y_3710)	(Y_3600)	(Y_2243)	(Y_3710)
Units	ppb	ppb	ppb	ppb	ppb	ppb
Avg	301340.	3625.7	F 599360.	120.69	.30030	F 1651300.
Stddev	767.	10.9	513.	.22	.03290	18126.
%RSD	.25460	.30164	.08566	.18406	10.957	1.0977
Check ?	Chk Pass	Chk Pass	Chk Fail	Chk Pass	Chk Pass	Chk Fail
High Limit			500000.			500000.
Low Limit			-500000.			-500000.

PDF created with pdfFactory Pro trial version www.pdffactory.com

Sample Name: 240-67645-e-1-a@10 Acquired: 8/1/2016 23:24:23 Type: Unk
Method: ICP I9 Method 200.7-6010(v140) Mode: CONC Corr. Factor: 1.000000
User: analyst Custom ID1: Custom ID2: Custom ID3:
Comment:

Elem	Ni2316	Pb2203	Sb2175	Se1960	Sn1899	Ti3372
IS Ref	(In2306)	(Y_2243)	(Y_2243)	(Y_2243)	(In2306)	(Y_3600)
Units	ppb	ppb	ppb	ppb	ppb	ppb
Avg	19.873	11.729	-2.494	-.48235	1.4184	-11.767
Stddev	.300	1.954	3.444	3.3784	.5296	.228
%RSD	1.5103	16.664	138.1	700.40	37.336	1.9387
Check ?	Chk Pass	Chk Pass	Chk Pass	Chk Pass	Chk Pass	Chk Pass
High Limit						
Low Limit						

Elem	Tl1908	V_2908	Zn2062	Si2516	Sr3464
IS Ref	(In2306)	(Y_3710)	(In2306)	(Y_3710)	(Y_3710)
Units	ppb	ppb	ppb	ppb	ppb
Avg	12.991	-6.3644	28.635	164.07	F 96942.
Stddev	1.828	4.1637	.384	.49	111.
%RSD	14.069	65.422	1.3403	.29776	.11456
Check ?	Chk Pass	Chk Pass	Chk Pass	Chk Pass	Chk Fail
High Limit					50000.
Low Limit					-500000.

Int. Std.	In2306	Y_2243	Y_3600	Y_3710
Units	Cts/S	Cts/S	Cts/S	Cts/S
Avg	3479.6	2608.3	36025.	5721.0
Stddev	.6	2.2	44.	7.7
%RSD	.01850	.08369	.12284	.13438
Check ?	Chk Pass	Chk Pass	Chk Pass	Chk Pass
Value	58.753%	70.780%	69.378%	84.343%
Range				

PDF created with pdfFactory Pro trial version www.pdffactory.com

Sample Name: 240-67657-a-1-a Acquired: 8/1/2016 23:28:38 Type: Unk
Method: ICP I9 Method 200.7-6010(v140) Mode: CONC Corr. Factor: 1.000000
User: analyst Custom ID1: Custom ID2: Custom ID3:
Comment:

Elem	Ag3280	Al3082	As1890	B_1826	Ba4554	Be3130	Ca3179	Cd2288
IS Ref	(Y_3600)	(Y_3710)	(Y_2243)	(Y_2243)	(Y_3710)	(Y_3710)	(Y_3710)	(Y_2243)
Units	ppb	ppb	ppb	ppb	ppb	ppb	ppb	ppb
Avg	.00617	192.90	4.9993	96.638	25.180	-.05051	19984.	.1238
Stddev	.37581	10.52	2.6607	1.135	.035	.15862	92.	.1038
%RSD	6093.1	5.4514	53.222	1.1743	.13980	314.04	.46165	83.85
Check ?	Chk Pass	Chk Pass	Chk Pass	Chk Pass	Chk Pass	Chk Pass	Chk Pass	Chk Pass
High Limit								
Low Limit								

Elem	Co2286	Cr2677	Cu3273	Fe2599	K_7664	Li6707	Mg2790	Mn2576
IS Ref	(In2306)	(Y_3600)	(Y_3600)	(Y_3710)	(Y_3710)	(Y_3710)	(Y_3710)	(Y_3600)
Units	ppb	ppb	ppb	ppb	ppb	ppb	ppb	ppb
Avg	.04541	1.6972	11.453	959.83	36536.	43.173	23259.	22.194
Stddev	.49354	.3924	.264	3.90	140.	2.380	49.	.051
%RSD	1086.8	23.123	2.3018	.40630	.38267	5.5127	.21130	.22926
Check ?	Chk Pass	Chk Pass	Chk Pass	Chk Pass	Chk Pass	Chk Pass	Chk Pass	Chk Pass
High Limit								
Low Limit								

Elem	Mo2020	Na5895	Ni2316	Pb2203	Sb2175	Se1960	Sn1899	Ti3372
IS Ref	(Y_2243)	(Y_3710)	(In2306)	(Y_2243)	(Y_2243)	(Y_2243)	(In2306)	(Y_3600)
Units	ppb	ppb	ppb	ppb	ppb	ppb	ppb	ppb
Avg	1089.0	41226.	11.312	-.25119	1.415	-.38626	.07697	.21183
Stddev	9.0	250.	.227	1.1785	.680	.42907	.36678	.05738
%RSD	.82380	.60743	2.0035	469.17	48.09	111.08	476.56	27.089
Check ?	Chk Pass	Chk Pass	Chk Pass	Chk Pass	Chk Pass	Chk Pass	Chk Pass	Chk Pass
High Limit								
Low Limit								

PDF created with pdfFactory Pro trial version www.pdffactory.com

Sample Name: 240-67657-a-1-a Acquired: 8/1/2016 23:28:38 Type: Unk
Method: ICP I9 Method 200.7-6010(v140) Mode: CONC Corr. Factor: 1.000000
User: analyst Custom ID1: Custom ID2: Custom ID3:
Comment:

Elem	Tl1908	V_2908	Zn2062	Si2516	Sr3464
IS Ref	(In2306)	(Y_3710)	(In2306)	(Y_3710)	(Y_3710)
Units	ppb	ppb	ppb	ppb	ppb
Avg	.41259	.27788	31.866	4682.5	175.00
Stddev	.44797	1.2284	.213	8.7	1.24
%RSD	108.57	442.08	.66780	.18529	.70870
Check ?	Chk Pass	Chk Pass	Chk Pass	Chk Pass	Chk Pass
High Limit					
Low Limit					

Int. Std.	In2306	Y_2243	Y_3600	Y_3710
Units	Cts/S	Cts/S	Cts/S	Cts/S
Avg	5790.6	3734.1	51739.	6727.8
Stddev	9.0	1.1	85.	42.5
%RSD	.15611	.02966	.16376	.63198
Check ?	Chk Pass	Chk Pass	Chk Pass	Chk Pass
Value	97.775%	101.33%	99.639%	99.186%
Range				

PDF created with pdfFactory Pro trial version www.pdffactory.com

Sample Name: 240-67658-a-1-a Acquired: 8/1/2016 23:32:39 Type: Unk
Method: ICP I9 Method 200.7-6010(v140) Mode: CONC Corr. Factor: 1.000000
User: analyst Custom ID1: Custom ID2: Custom ID3:
Comment:

Elem	Ag3280	Al3082	As1890	B_1826	Ba4554	Be3130	Ca3179	Cd2288
IS Ref	(Y_3600)	(Y_3710)	(Y_2243)	(Y_2243)	(Y_3710)	(Y_3710)	(Y_3710)	(Y_2243)
Units	ppb	ppb	ppb	ppb	ppb	ppb	ppb	ppb
Avg	.10055	7.7348	.71171	180.91	7.9780	-.09194	52958.	-.0079
Stddev	.11869	1.9495	.38037	.38	.0879	.07505	211.	.1086
%RSD	118.04	25.205	53.445	.21076	1.1016	81.627	.39926	1369.
Check ?	Chk Pass	Chk Pass	Chk Pass	Chk Pass	Chk Pass	Chk Pass	Chk Pass	Chk Pass
High Limit								
Low Limit								

Elem	Co2286	Cr2677	Cu3273	Fe2599	K_7664	Li6707	Mg2790	Mn2576
IS Ref	(In2306)	(Y_3600)	(Y_3600)	(Y_3710)	(Y_3710)	(Y_3710)	(Y_3710)	(Y_3600)
Units	ppb	ppb	ppb	ppb	ppb	ppb	ppb	ppb
Avg	-.14728	.44463	4.6219	19.798	3208.8	29.083	11975.	10.272
Stddev	.24622	.39376	.1348	1.039	39.1	.586	30.	.029
%RSD	167.18	88.558	2.9158	5.2490	1.2174	2.0159	.24854	.28596
Check ?	Chk Pass	Chk Pass	Chk Pass	Chk Pass	Chk Pass	Chk Pass	Chk Pass	Chk Pass
High Limit								
Low Limit								

Elem	Mo2020	Na5895	Ni2316	Pb2203	Sb2175	Se1960	Sn1899	Ti3372
IS Ref	(Y_2243)	(Y_3710)	(In2306)	(Y_2243)	(Y_2243)	(Y_2243)	(In2306)	(Y_3600)
Units	ppb	ppb	ppb	ppb	ppb	ppb	ppb	ppb
Avg	7.3816	22280.	-.05857	.55243	.4563	-1.1935	-.44005	.24244
Stddev	.1905	99.	.21264	1.1144	1.239	.4171	.41928	.23733
%RSD	2.5802	.44482	363.06	201.72	271.5	34.946	95.280	97.892
Check ?	Chk Pass	Chk Pass	Chk Pass	Chk Pass	Chk Pass	Chk Pass	Chk Pass	Chk Pass
High Limit								
Low Limit								

PDF created with pdfFactory Pro trial version www.pdffactory.com

Sample Name: 240-67658-a-1-a Acquired: 8/1/2016 23:32:39 Type: Unk
Method: ICP I9 Method 200.7-6010(v140) Mode: CONC Corr. Factor: 1.000000
User: analyst Custom ID1: Custom ID2: Custom ID3:
Comment:

Elem	Tl1908	V_2908	Zn2062	Si2516	Sr3464
IS Ref	(In2306)	(Y_3710)	(In2306)	(Y_3710)	(Y_3710)
Units	ppb	ppb	ppb	ppb	ppb
Avg	.24843	-.31497	1.1831	3272.1	267.54
Stddev	.76006	1.3472	.0834	10.9	1.51
%RSD	305.94	427.71	7.0525	.33333	.56354
Check ?	Chk Pass	Chk Pass	Chk Pass	Chk Pass	Chk Pass
High Limit					
Low Limit					

Int. Std.	In2306	Y_2243	Y_3600	Y_3710
Units	Cts/S	Cts/S	Cts/S	Cts/S
Avg	5844.2	3718.8	51411.	6638.2
Stddev	4.3	10.1	98.	9.7
%RSD	.07383	.27177	.19103	.14643
Check ?	Chk Pass	Chk Pass	Chk Pass	Chk Pass
Value	98.679%	100.92%	99.008%	97.865%
Range				

PDF created with pdfFactory Pro trial version www.pdffactory.com

Sample Name: mb 240-240359/1-a Acquired: 8/1/2016 23:36:43 Type: QC
Method: ICP I9 Method 200.7-6010(v140) Mode: CONC Corr. Factor: 1.000000
User: analyst Custom ID1: Custom ID2: Custom ID3:
Comment:

Elem	Ag3280	Al3082	As1890	B_1826	Ba4554	Be3130	Ca3179
IS Ref	(Y_3600)	(Y_3710)	(Y_2243)	(Y_2243)	(Y_3710)	(Y_3710)	(Y_3710)
Units	ppb	ppb	ppb	ppb	ppb	ppb	ppb
Avg	.01228	8.0209	-.12532	14.013	1.0855	-.07447	667.36
Stddev	.27184	19.162	.60259	.411	.1195	.06565	165.01
%RSD	2214.3	238.91	480.84	2.9337	11.006	88.147	24.726
Check ?	Chk Pass	Chk Pass	Chk Pass	Chk Pass	Chk Pass	Chk Pass	Chk Pass
High Limit							
Low Limit							

Elem	Cd2288	Co2286	Cr2677	Cu3273	Fe2599	K_7664	Li6707
IS Ref	(Y_2243)	(In2306)	(Y_3600)	(Y_3600)	(Y_3710)	(Y_3710)	(Y_3710)
Units	ppb	ppb	ppb	ppb	ppb	ppb	ppb
Avg	.0414	-.03656	.08537	3.0234	13.186	743.40	18.005
Stddev	.0539	.05249	.09380	.5206	3.941	39.63	1.089
%RSD	130.1	143.56	109.87	17.218	29.886	5.3305	6.0472
Check ?	Chk Pass	Chk Pass	Chk Pass	Chk Pass	Chk Pass	Chk Pass	Chk Pass
High Limit							
Low Limit							

Elem	Mg2790	Mn2576	Mo2020	Na5895	Ni2316	Pb2203	Sb2175
IS Ref	(Y_3710)	(Y_3600)	(Y_2243)	(Y_3710)	(In2306)	(Y_2243)	(Y_2243)
Units	ppb	ppb	ppb	ppb	ppb	ppb	ppb
Avg	150.02	.53196	-.20781	F 2464.2	.12201	-.25554	.5921
Stddev	7.47	.04073	.20547	27.7	.39743	1.0408	2.117
%RSD	4.9780	7.6568	98.875	1.1225	325.73	407.32	357.6
Check ?	Chk Pass	Chk Pass	Chk Pass	Chk Fail	Chk Pass	Chk Pass	Chk Pass
High Limit				1000.0			
Low Limit				-1000.0			

PDF created with pdfFactory Pro trial version www.pdffactory.com

Sample Name: mb 240-240359/1-a Acquired: 8/1/2016 23:36:43 Type: QC
Method: ICP I9 Method 200.7-6010(v140) Mode: CONC Corr. Factor: 1.000000
User: analyst Custom ID1: Custom ID2: Custom ID3:
Comment:

Elem	Se1960	Sn1899	Ti3372	Tl1908	V_2908	Zn2062	Si2516
IS Ref	(Y_2243)	(In2306)	(Y_3600)	(In2306)	(Y_3710)	(In2306)	(Y_3710)
Units	ppb	ppb	ppb	ppb	ppb	ppb	ppb
Avg	-.85853	-.10593	.06893	.44925	-.40141	5.6666	106.94
Stddev	.74021	.50938	.18283	.78906	.83521	.1257	4.88
%RSD	86.219	480.88	265.23	175.64	208.07	2.2178	4.5614
Check ?	Chk Pass	Chk Pass	Chk Pass	Chk Pass	Chk Pass	Chk Pass	Chk Pass
High Limit							
Low Limit							

Elem	Sr3464
IS Ref	(Y_3710)
Units	ppb
Avg	10.736
Stddev	4.302
%RSD	40.072
Check ?	Chk Pass
High Limit	
Low Limit	

Int. Std.	In2306	Y_2243	Y_3600	Y_3710
Units	Cts/S	Cts/S	Cts/S	Cts/S
Avg	6165.3	3813.1	53394.	6820.6
Stddev	7.4	3.9	61.	12.9
%RSD	.11952	.10227	.11344	.18917

PDF created with pdfFactory Pro trial version www.pdffactory.com

Sample Name: lcs 240-240359/2-a Acquired: 8/1/2016 23:40:51 Type: QC
Method: ICP I9 Method 200.7-6010(v140) Mode: CONC Corr. Factor: 1.000000
User: analyst Custom ID1: Custom ID2: Custom ID3:
Comment:

Elem	Ag3280	Al3082	As1890	B_1826	Ba4554	Be3130	Ca3179
IS Ref	(Y_3600)	(Y_3710)	(Y_2243)	(Y_2243)	(Y_3710)	(Y_3710)	(Y_3710)
Units	ppb	ppb	ppb	ppb	ppb	ppb	ppb
Avg	53.004	2094.4	2105.7	1082.3	2000.2	53.091	53060.
Stddev	.559	38.9	6.3	3.1	2.3	.691	296.
%RSD	1.0546	1.8589	.29713	.29008	.11304	1.3024	.55850
Check ?	Chk Pass	Chk Pass	Chk Pass	Chk Pass	Chk Pass	Chk Pass	Chk Pass
Value							
Range							

Elem	Cd2288	Co2286	Cr2677	Cu3273	Fe2599	K_7664	Li6707
IS Ref	(Y_2243)	(In2306)	(Y_3600)	(Y_3600)	(Y_3710)	(Y_3710)	(Y_3710)
Units	ppb	ppb	ppb	ppb	ppb	ppb	ppb
Avg	51.75	500.14	201.38	263.92	1056.7	50816.	1001.6
Stddev	.28	1.65	.58	1.55	6.9	150.	2.6
%RSD	.5329	.33027	.28669	.58802	.65019	.29510	.25604
Check ?	Chk Pass	Chk Pass	Chk Pass	Chk Pass	Chk Pass	Chk Pass	Chk Pass
Value							
Range							

Elem	Mg2790	Mn2576	Mo2020	Na5895	Ni2316	Pb2203	Sb2175
IS Ref	(Y_3710)	(Y_3600)	(Y_2243)	(Y_3710)	(In2306)	(Y_2243)	(Y_2243)
Units	ppb	ppb	ppb	ppb	ppb	ppb	ppb
Avg	51885.	500.63	1005.2	49375.	516.02	494.78	527.0
Stddev	145.	1.17	3.3	165.	1.53	2.43	5.7
%RSD	.28009	.23293	.32366	.33375	.29673	.49104	1.078
Check ?	Chk Pass	Chk Pass	Chk Pass	Chk Pass	Chk Pass	Chk Pass	Chk Pass
Value							
Range							

PDF created with pdfFactory Pro trial version www.pdffactory.com

Sample Name: lcs 240-240359/2-a Acquired: 8/1/2016 23:40:51 Type: QC
Method: ICP I9 Method 200.7-6010(v140) Mode: CONC Corr. Factor: 1.000000
User: analyst Custom ID1: Custom ID2: Custom ID3:
Comment:

Elem	Se1960	Sn1899	Ti3372	Tl1908	V_2908	Zn2062	Si2516
IS Ref	(Y_2243)	(In2306)	(Y_3600)	(In2306)	(Y_3710)	(In2306)	(Y_3710)
Units	ppb	ppb	ppb	ppb	ppb	ppb	ppb
Avg	2157.4	2053.2	1028.9	2005.5	518.70	532.57	F 1217.8
Stddev	2.2	8.5	1.8	15.0	7.68	1.48	9.0
%RSD	.10068	.41588	.17219	.74911	1.4810	.27777	.73940
Check ?	Chk Pass	Chk Pass	Chk Pass	Chk Pass	Chk Pass	Chk Pass	Chk Fail
Value							1000.0
Range							15.500%

Elem	Sr3464
IS Ref	(Y_3710)
Units	ppb
Avg	1034.1
Stddev	.4
%RSD	.03561
Check ?	Chk Pass
Value	
Range	

Int. Std.	In2306	Y_2243	Y_3600	Y_3710
Units	Cts/S	Cts/S	Cts/S	Cts/S
Avg	5505.0	3628.7	50132.	6640.1
Stddev	5.1	4.8	28.	20.4
%RSD	.09207	.13257	.05591	.30691

PDF created with pdfFactory Pro trial version www.pdffactory.com

Sample Name: 240-67696-h-1-a Acquired: 8/1/2016 23:44:31 Type: Unk
Method: ICP I9 Method 200.7-6010(v140) Mode: CONC Corr. Factor: 1.000000
User: analyst Custom ID1: Custom ID2: Custom ID3:
Comment:

Elem	Ag3280	Al3082	As1890	B_1826	Ba4554	Be3130
IS Ref	(Y_3600)	(Y_3710)	(Y_2243)	(Y_2243)	(Y_3710)	(Y_3710)
Units	ppb	ppb	ppb	ppb	ppb	ppb
Avg	-.05861	37.215	7.8360	217.12	9112.6	-.06607
Stddev	.23139	15.058	2.5760	2.78	58.1	.10477
%RSD	394.81	40.461	32.873	1.2810	.63736	158.56
Check ?	Chk Pass	Chk Pass	Chk Pass	Chk Pass	Chk Pass	Chk Pass
High Limit						
Low Limit						

Elem	Ca3179	Cd2288	Co2286	Cr2677	Cu3273	Fe2599
IS Ref	(Y_3710)	(Y_2243)	(In2306)	(Y_3600)	(Y_3600)	(Y_3710)
Units	ppb	ppb	ppb	ppb	ppb	ppb
Avg	157380.	-.2846	1.7885	1.2230	1.1916	591.09
Stddev	563.	.0154	.0927	.0316	1.2839	.47
%RSD	.35753	5.426	5.1840	2.5825	107.75	.07946
Check ?	Chk Pass	Chk Pass	Chk Pass	Chk Pass	Chk Pass	Chk Pass
High Limit						
Low Limit						

Elem	K_7664	Li6707	Mg2790	Mn2576	Mo2020	Na5895
IS Ref	(Y_3710)	(Y_3710)	(Y_3710)	(Y_3600)	(Y_2243)	(Y_3710)
Units	ppb	ppb	ppb	ppb	ppb	ppb
Avg	15264.	152.97	39089.	77.312	3.3567	F 1470400.
Stddev	46.	4.11	99.	.438	.1230	19921.
%RSD	.30265	2.6891	.25347	.56646	3.6644	1.3548
Check ?	Chk Pass	Chk Pass	Chk Pass	Chk Pass	Chk Pass	Chk Fail
High Limit						500000.
Low Limit						-500000.

PDF created with pdfFactory Pro trial version www.pdffactory.com

Sample Name: 240-67696-h-1-a Acquired: 8/1/2016 23:44:31 Type: Unk
Method: ICP I9 Method 200.7-6010(v140) Mode: CONC Corr. Factor: 1.000000
User: analyst Custom ID1: Custom ID2: Custom ID3:
Comment:

Elem	Ni2316	Pb2203	Sb2175	Se1960	Sn1899	Ti3372
IS Ref	(In2306)	(Y_2243)	(Y_2243)	(Y_2243)	(In2306)	(Y_3600)
Units	ppb	ppb	ppb	ppb	ppb	ppb
Avg	2.0790	1.2395	-2.226	.72256	.74816	.31654
Stddev	.8266	.6976	.807	1.8538	.56198	.06358
%RSD	39.758	56.284	36.26	256.56	75.114	20.086
Check ?	Chk Pass	Chk Pass	Chk Pass	Chk Pass	Chk Pass	Chk Pass
High Limit						
Low Limit						

Elem	Tl1908	V_2908	Zn2062	Si2516	Sr3464
IS Ref	(In2306)	(Y_3710)	(In2306)	(Y_3710)	(Y_3710)
Units	ppb	ppb	ppb	ppb	ppb
Avg	4.6462	1.4189	3.3738	4189.0	5258.8
Stddev	2.0882	2.0210	.1770	10.3	26.9
%RSD	44.943	142.43	5.2469	.24649	.51178
Check ?	Chk Pass	Chk Pass	Chk Pass	Chk Pass	Chk Pass
High Limit					
Low Limit					

Int. Std.	In2306	Y_2243	Y_3600	Y_3710
Units	Cts/S	Cts/S	Cts/S	Cts/S
Avg	4477.7	3229.6	42728.	6275.3
Stddev	8.6	3.6	126.	24.7
%RSD	.19247	.11034	.29567	.39302
Check ?	Chk Pass	Chk Pass	Chk Pass	Chk Pass
Value	75.606%	87.639%	82.286%	92.514%
Range				

PDF created with pdfFactory Pro trial version www.pdffactory.com

Sample Name: SD 240-67696-h-1-a@5 Acquired: 8/1/2016 23:48:53 Type: Unk
Method: ICP I9 Method 200.7-6010(v140) Mode: CONC Corr. Factor: 1.000000
User: analyst Custom ID1: Custom ID2: Custom ID3:
Comment:

Elem	Ag3280	Al3082	As1890	B_1826	Ba4554	Be3130	Ca3179
IS Ref	(Y_3600)	(Y_3710)	(Y_2243)	(Y_2243)	(Y_3710)	(Y_3710)	(Y_3710)
Units	ppb	ppb	ppb	ppb	ppb	ppb	ppb
Avg	.10024	12.615	3.1297	48.890	1864.6	-.08452	32426.
Stddev	.22378	13.523	.3945	.138	7.0	.08706	166.
%RSD	223.24	107.19	12.604	.28271	.37368	103.01	.51054
Check ?	Chk Pass	Chk Pass	Chk Pass	Chk Pass	Chk Pass	Chk Pass	Chk Pass
High Limit							
Low Limit							

Elem	Cd2288	Co2286	Cr2677	Cu3273	Fe2599	K_7664	Li6707
IS Ref	(Y_2243)	(In2306)	(Y_3600)	(Y_3600)	(Y_3710)	(Y_3710)	(Y_3710)
Units	ppb	ppb	ppb	ppb	ppb	ppb	ppb
Avg	-.0221	.38788	.65920	.81665	121.77	3298.9	43.899
Stddev	.0294	.28503	.48249	.21666	1.02	48.9	.848
%RSD	133.2	73.484	73.193	26.530	.84133	1.4838	1.9323
Check ?	Chk Pass	Chk Pass	Chk Pass	Chk Pass	Chk Pass	Chk Pass	Chk Pass
High Limit							
Low Limit							

Elem	Mg2790	Mn2576	Mo2020	Na5895	Ni2316	Pb2203	Sb2175
IS Ref	(Y_3710)	(Y_3600)	(Y_2243)	(Y_3710)	(In2306)	(Y_2243)	(Y_2243)
Units	ppb	ppb	ppb	ppb	ppb	ppb	ppb
Avg	8086.8	16.557	-.15964	396150.	.72280	2.0589	.2306
Stddev	69.6	.145	.10451	3771.	.43399	1.1757	.3161
%RSD	.86057	.87506	65.470	.95178	60.042	57.101	137.1
Check ?	Chk Pass	Chk Pass	Chk Pass	Chk Pass	Chk Pass	Chk Pass	Chk Pass
High Limit							
Low Limit							

PDF created with pdfFactory Pro trial version www.pdffactory.com

Sample Name: SD 240-67696-h-1-a@5 Acquired: 8/1/2016 23:48:53 Type: Unk
Method: ICP I9 Method 200.7-6010(v140) Mode: CONC Corr. Factor: 1.000000
User: analyst Custom ID1: Custom ID2: Custom ID3:
Comment:

Elem	Se1960	Sn1899	Ti3372	Tl1908	V_2908	Zn2062	Si2516
IS Ref	(Y_2243)	(In2306)	(Y_3600)	(In2306)	(Y_3710)	(In2306)	(Y_3710)
Units	ppb	ppb	ppb	ppb	ppb	ppb	ppb
Avg	-1.1455	-.06672	.30231	1.5981	2.9493	1.8323	799.79
Stddev	2.6999	.71510	.21333	.9975	.9785	.0639	6.08
%RSD	235.70	1071.8	70.568	62.418	33.177	3.4884	.75997
Check ?	Chk Pass	Chk Pass	Chk Pass	Chk Pass	Chk Pass	Chk Pass	Chk Pass
High Limit							
Low Limit							

Elem	Sr3464
IS Ref	(Y_3710)
Units	ppb
Avg	1107.3
Stddev	8.1
%RSD	.73183
Check ?	Chk Pass
High Limit	
Low Limit	

Int. Std.	In2306	Y_2243	Y_3600	Y_3710
Units	Cts/S	Cts/S	Cts/S	Cts/S
Avg	5177.9	3525.2	47552.	6467.1
Stddev	4.9	4.3	50.	34.7
%RSD	.09481	.12315	.10504	.53623
Check ?	Chk Pass	Chk Pass	Chk Pass	Chk Pass
Value	87.429%	95.661%	91.576%	95.343%
Range				

PDF created with pdfFactory Pro trial version www.pdffactory.com

Sample Name: CCV-2632473 Acquired: 8/1/2016 23:53:08 Type: QC
Method: ICP I9 Method 200.7-6010(v140) Mode: CONC Corr. Factor: 1.000000
User: analyst Custom ID1: Custom ID2: Custom ID3:
Comment:

Elem	Ag3280	Al3082	As1890	B_1826	Ba4554	Be3130	Ca3179	Cd2288
IS Ref	(Y_3600)	(Y_3710)	(Y_2243)	(Y_2243)	(Y_3710)	(Y_3710)	(Y_3710)	(Y_2243)
Units	ppb	ppb	ppb	ppb	ppb	ppb	ppb	ppb
Avg	1017.3	25369.	494.64	5137.1	1963.5	2042.7	52657.	501.3
Stddev	3.1	241.	1.30	9.2	5.4	12.7	570.	.8
%RSD	.30232	.95133	.26342	.17854	.27692	.62306	1.0828	.1506
Check ?	Chk Pass	Chk Pass	Chk Pass	Chk Pass	Chk Pass	Chk Pass	Chk Pass	Chk Pass
Value								
Range								

Elem	Co2286	Cr2677	Cu3273	Fe2599	K_7664	Li6707	Mg2790	Mn2576
IS Ref	(In2306)	(Y_3600)	(Y_3600)	(Y_3710)	(Y_3710)	(Y_3710)	(Y_3710)	(Y_3600)
Units	ppb	ppb	ppb	ppb	ppb	ppb	ppb	ppb
Avg	1973.8	1930.3	1964.0	25467.	49928.	4860.9	50620.	1924.0
Stddev	3.4	10.3	9.4	131.	422.	31.8	482.	1.6
%RSD	.17005	.53264	.47697	.51415	.84609	.65466	.95253	.08570
Check ?	Chk Pass	Chk Pass	Chk Pass	Chk Pass	Chk Pass	Chk Pass	Chk Pass	Chk Pass
Value								
Range								

Elem	Mo2020	Na5895	Ni2316	Pb2203	Sb2175	Se1960	Sn1899	Ti3372
IS Ref	(Y_2243)	(Y_3710)	(In2306)	(Y_2243)	(Y_2243)	(Y_2243)	(In2306)	(Y_3600)
Units	ppb	ppb	ppb	ppb	ppb	ppb	ppb	ppb
Avg	1997.0	48460.	1993.9	481.04	514.2	509.89	5100.9	4974.7
Stddev	4.7	153.	4.4	2.02	2.0	2.02	8.9	33.5
%RSD	.23749	.31619	.22053	.41909	.3869	.39654	.17390	.67302
Check ?	Chk Pass	Chk Pass	Chk Pass	Chk Pass	Chk Pass	Chk Pass	Chk Pass	Chk Pass
Value								
Range								

PDF created with pdfFactory Pro trial version www.pdffactory.com

Sample Name: CCV-2632473 Acquired: 8/1/2016 23:53:08 Type: QC
Method: ICP I9 Method 200.7-6010(v140) Mode: CONC Corr. Factor: 1.000000
User: analyst Custom ID1: Custom ID2: Custom ID3:
Comment:

Elem	Tl1908	V_2908	Zn2062	Si2516	Sr3464
IS Ref	(In2306)	(Y_3710)	(In2306)	(Y_3710)	(Y_3710)
Units	ppb	ppb	ppb	ppb	ppb
Avg	999.16	2008.6	2045.9	5258.0	5020.4
Stddev	4.53	21.2	6.1	55.0	51.0
%RSD	.45322	1.0575	.29810	1.0452	1.0157
Check ?	Chk Pass	Chk Pass	Chk Pass	Chk Pass	Chk Pass
Value					
Range					

Int. Std.	In2306	Y_2243	Y_3600	Y_3710
Units	Cts/S	Cts/S	Cts/S	Cts/S
Avg	5403.3	3620.6	49766.	6549.6
Stddev	1.9	4.0	147.	62.0
%RSD	.03446	.10932	.29518	.94627

PDF created with pdfFactory Pro trial version www.pdffactory.com

Sample Name: CCB Acquired: 8/1/2016 23:56:59 Type: QC
Method: ICP I9 Method 200.7-6010(v140) Mode: CONC Corr. Factor: 1.000000
User: analyst Custom ID1: Custom ID2: Custom ID3:
Comment:

Elem	Ag3280	Al3082	As1890	B_1826	Ba4554	Be3130	Ca3179
IS Ref	(Y_3600)	(Y_3710)	(Y_2243)	(Y_2243)	(Y_3710)	(Y_3710)	(Y_3710)
Units	ppb	ppb	ppb	ppb	ppb	ppb	ppb
Avg	.20222	-6.4452	2.0134	11.576	.41123	.11931	165.72
Stddev	.10626	19.998	.9871	.831	.24480	.05152	2.90
%RSD	52.547	310.27	49.024	7.1770	59.528	43.180	1.7497
Check ?	Chk Pass	Chk Pass	Chk Pass	Chk Pass	Chk Pass	Chk Pass	Chk Pass
High Limit							
Low Limit							

Elem	Cd2288	Co2286	Cr2677	Cu3273	Fe2599	K_7664	Li6707
IS Ref	(Y_2243)	(In2306)	(Y_3600)	(Y_3600)	(Y_3710)	(Y_3710)	(Y_3710)
Units	ppb	ppb	ppb	ppb	ppb	ppb	ppb
Avg	-.0067	-.25002	.47267	.97105	3.3547	395.13	13.583
Stddev	.1082	.09282	.21299	.54848	1.2001	4.24	.271
%RSD	1611.	37.126	45.062	56.483	35.773	1.0736	1.9919
Check ?	Chk Pass	Chk Pass	Chk Pass	Chk Pass	Chk Pass	Chk Pass	Chk Pass
High Limit							
Low Limit							

Elem	Mg2790	Mn2576	Mo2020	Na5895	Ni2316	Pb2203	Sb2175
IS Ref	(Y_3710)	(Y_3600)	(Y_2243)	(Y_3710)	(In2306)	(Y_2243)	(Y_2243)
Units	ppb	ppb	ppb	ppb	ppb	ppb	ppb
Avg	30.680	.04757	2.5249	F 1248.7	.02496	-.02559	.2873
Stddev	25.703	.06205	.2718	9.1	.45690	1.9579	1.209
%RSD	83.776	130.45	10.765	.72873	1830.3	7650.3	420.8
Check ?	Chk Pass	Chk Pass	Chk Pass	Chk Fail	Chk Pass	Chk Pass	Chk Pass
High Limit				1000.0			
Low Limit				-1000.0			

PDF created with pdfFactory Pro trial version www.pdffactory.com

Sample Name: CCB Acquired: 8/1/2016 23:56:59 Type: QC
Method: ICP I9 Method 200.7-6010(v140) Mode: CONC Corr. Factor: 1.000000
User: analyst Custom ID1: Custom ID2: Custom ID3:
Comment:

Elem	Se1960	Sn1899	Ti3372	Tl1908	V_2908	Zn2062	Si2516
IS Ref	(Y_2243)	(In2306)	(Y_3600)	(In2306)	(Y_3710)	(In2306)	(Y_3710)
Units	ppb	ppb	ppb	ppb	ppb	ppb	ppb
Avg	-1.8088	.04147	1.2815	.50016	-.41709	-.13964	-39.551
Stddev	1.0878	.10530	.2144	.84108	2.2658	.12880	4.401
%RSD	60.138	253.89	16.728	168.16	543.25	92.234	11.127
Check ?	Chk Pass	Chk Pass	Chk Pass	Chk Pass	Chk Pass	Chk Pass	Chk Pass
High Limit							
Low Limit							

Elem	Sr3464
IS Ref	(Y_3710)
Units	ppb
Avg	3.1590
Stddev	2.5651
%RSD	81.201
Check ?	Chk Pass
High Limit	
Low Limit	

Int. Std.	In2306	Y_2243	Y_3600	Y_3710
Units	Cts/S	Cts/S	Cts/S	Cts/S
Avg	6083.4	3768.1	52679.	6614.5
Stddev	10.8	9.4	82.	25.9
%RSD	.17700	.24870	.15503	.39216

PDF created with pdfFactory Pro trial version www.pdffactory.com

Sample Name: 240-67696-h-1-b ms Acquired: 8/2/2016 0:01:07 Type: Unk
Method: ICP I9 Method 200.7-6010(v140) Mode: CONC Corr. Factor: 1.000000
User: analyst Custom ID1: Custom ID2: Custom ID3:
Comment:

Elem	Ag3280	Al3082	As1890	B_1826	Ba4554	Be3130
IS Ref	(Y_3600)	(Y_3710)	(Y_2243)	(Y_2243)	(Y_3710)	(Y_3710)
Units	ppb	ppb	ppb	ppb	ppb	ppb
Avg	55.342	2115.5	2194.0	1271.4	10899.	50.677
Stddev	.502	33.4	3.7	4.3	49.	.129
%RSD	.90643	1.5766	.16947	.33714	.44846	.25356
Check ?	Chk Pass	Chk Pass	Chk Pass	Chk Pass	Chk Pass	Chk Pass
High Limit						
Low Limit						

Elem	Ca3179	Cd2288	Co2286	Cr2677	Cu3273	Fe2599
IS Ref	(Y_3710)	(Y_2243)	(In2306)	(Y_3600)	(Y_3600)	(Y_3710)
Units	ppb	ppb	ppb	ppb	ppb	ppb
Avg	200390.	51.96	517.47	196.09	255.62	1578.2
Stddev	2421.	.25	.60	1.32	2.22	1.6
%RSD	1.2080	.4774	.11536	.67537	.87033	.10164
Check ?	Chk Pass	Chk Pass	Chk Pass	Chk Pass	Chk Pass	Chk Pass
High Limit						
Low Limit						

Elem	K_7664	Li6707	Mg2790	Mn2576	Mo2020	Na5895
IS Ref	(Y_3710)	(Y_3710)	(Y_3710)	(Y_3600)	(Y_2243)	(Y_3710)
Units	ppb	ppb	ppb	ppb	ppb	ppb
Avg	67585.	1156.8	86370.	562.37	976.98	F 1486200.
Stddev	169.	5.6	373.	4.73	4.19	31431.
%RSD	.24933	.48260	.43155	.84061	.42867	2.1149
Check ?	Chk Pass	Chk Pass	Chk Pass	Chk Pass	Chk Pass	Chk Fail
High Limit						500000.
Low Limit						-500000.

PDF created with pdfFactory Pro trial version www.pdffactory.com

Sample Name: 240-67696-h-1-b ms Acquired: 8/2/2016 0:01:07 Type: Unk
Method: ICP I9 Method 200.7-6010(v140) Mode: CONC Corr. Factor: 1.000000
User: analyst Custom ID1: Custom ID2: Custom ID3:
Comment:

Elem	Ni2316	Pb2203	Sb2175	Se1960	Sn1899	Ti3372
IS Ref	(In2306)	(Y_2243)	(Y_2243)	(Y_2243)	(In2306)	(Y_3600)
Units	ppb	ppb	ppb	ppb	ppb	ppb
Avg	528.43	461.32	529.5	2185.1	2141.8	1003.4
Stddev	1.60	1.23	2.3	2.1	5.6	6.4
%RSD	.30351	.26598	.4430	.09757	.26318	.64026
Check ?	Chk Pass	Chk Pass	Chk Pass	Chk Pass	Chk Pass	Chk Pass
High Limit						
Low Limit						

Elem	Tl1908	V_2908	Zn2062	Si2516	Sr3464
IS Ref	(In2306)	(Y_3710)	(In2306)	(Y_3710)	(Y_3710)
Units	ppb	ppb	ppb	ppb	ppb
Avg	1901.3	503.20	566.54	5253.7	6042.4
Stddev	9.9	2.64	1.27	6.3	8.1
%RSD	.51993	.52513	.22445	.12026	.13447
Check ?	Chk Pass	Chk Pass	Chk Pass	Chk Pass	Chk Pass
High Limit					
Low Limit					

Int. Std.	In2306	Y_2243	Y_3600	Y_3710
Units	Cts/S	Cts/S	Cts/S	Cts/S
Avg	4397.8	3191.0	42640.	6331.3
Stddev	5.6	3.4	152.	21.8
%RSD	.12672	.10633	.35747	.34368
Check ?	Chk Pass	Chk Pass	Chk Pass	Chk Pass
Value	74.256%	86.592%	82.116%	93.340%
Range				

PDF created with pdfFactory Pro trial version www.pdffactory.com

Sample Name: 240-67696-h-1-c msd Acquired: 8/2/2016 0:05:08 Type: Unk
Method: ICP I9 Method 200.7-6010(v140) Mode: CONC Corr. Factor: 1.000000
User: analyst Custom ID1: Custom ID2: Custom ID3:
Comment:

Elem	Ag3280	Al3082	As1890	B_1826	Ba4554	Be3130
IS Ref	(Y_3600)	(Y_3710)	(Y_2243)	(Y_2243)	(Y_3710)	(Y_3710)
Units	ppb	ppb	ppb	ppb	ppb	ppb
Avg	55.803	2096.4	2165.8	1263.9	10791.	50.541
Stddev	.535	8.5	7.6	4.1	49.	.086
%RSD	.95932	.40635	.35090	.32283	.45275	.16981
Check ?	Chk Pass	Chk Pass	Chk Pass	Chk Pass	Chk Pass	Chk Pass
High Limit						
Low Limit						

Elem	Ca3179	Cd2288	Co2286	Cr2677	Cu3273	Fe2599
IS Ref	(Y_3710)	(Y_2243)	(In2306)	(Y_3600)	(Y_3600)	(Y_3710)
Units	ppb	ppb	ppb	ppb	ppb	ppb
Avg	198840.	51.57	509.77	194.73	255.33	1566.5
Stddev	1468.	.28	2.22	1.24	.45	8.1
%RSD	.73837	.5416	.43602	.63527	.17696	.52006
Check ?	Chk Pass	Chk Pass	Chk Pass	Chk Pass	Chk Pass	Chk Pass
High Limit						
Low Limit						

Elem	K_7664	Li6707	Mg2790	Mn2576	Mo2020	Na5895
IS Ref	(Y_3710)	(Y_3710)	(Y_3710)	(Y_3600)	(Y_2243)	(Y_3710)
Units	ppb	ppb	ppb	ppb	ppb	ppb
Avg	67205.	1165.2	85575.	555.56	970.35	F 1437900.
Stddev	146.	2.8	36.	1.53	6.16	20256.
%RSD	.21789	.24112	.04195	.27488	.63516	1.4087
Check ?	Chk Pass	Chk Pass	Chk Pass	Chk Pass	Chk Pass	Chk Fail
High Limit						500000.
Low Limit						-500000.

PDF created with pdfFactory Pro trial version www.pdffactory.com

Sample Name: 240-67696-h-1-c msd Acquired: 8/2/2016 0:05:08 Type: Unk
Method: ICP I9 Method 200.7-6010(v140) Mode: CONC Corr. Factor: 1.000000
User: analyst Custom ID1: Custom ID2: Custom ID3:
Comment:

Elem	Ni2316	Pb2203	Sb2175	Se1960	Sn1899	Ti3372
IS Ref	(In2306)	(Y_2243)	(Y_2243)	(Y_2243)	(In2306)	(Y_3600)
Units	ppb	ppb	ppb	ppb	ppb	ppb
Avg	522.17	451.66	525.4	2168.4	2117.3	996.15
Stddev	3.07	1.13	2.6	8.2	16.5	2.74
%RSD	.58754	.25107	.4937	.37780	.77905	.27515
Check ?	Chk Pass	Chk Pass	Chk Pass	Chk Pass	Chk Pass	Chk Pass
High Limit						
Low Limit						

Elem	Tl1908	V_2908	Zn2062	Si2516	Sr3464
IS Ref	(In2306)	(Y_3710)	(In2306)	(Y_3710)	(Y_3710)
Units	ppb	ppb	ppb	ppb	ppb
Avg	1876.0	500.45	560.13	5205.6	6009.7
Stddev	11.4	3.21	3.71	17.8	12.8
%RSD	.61024	.64154	.66176	.34250	.21379
Check ?	Chk Pass	Chk Pass	Chk Pass	Chk Pass	Chk Pass
High Limit					
Low Limit					

Int. Std.	In2306	Y_2243	Y_3600	Y_3710
Units	Cts/S	Cts/S	Cts/S	Cts/S
Avg	4410.5	3201.9	42673.	6342.9
Stddev	6.6	3.2	294.	13.7
%RSD	.14928	.10129	.68819	.21589
Check ?	Chk Pass	Chk Pass	Chk Pass	Chk Pass
Value	74.470%	86.888%	82.180%	93.511%
Range				

PDF created with pdfFactory Pro trial version www.pdffactory.com

Sample Name: PDS 240-67696-h-1-a Acquired: 8/2/2016 0:09:08 Type: Unk
Method: ICP I9 Method 200.7-6010(v140) Mode: CONC Corr. Factor: 1.000000
User: analyst Custom ID1: Custom ID2: Custom ID3:
Comment:

Elem	Ag3280	Al3082	As1890	B_1826	Ba4554	Be3130
IS Ref	(Y_3600)	(Y_3710)	(Y_2243)	(Y_2243)	(Y_3710)	(Y_3710)
Units	ppb	ppb	ppb	ppb	ppb	ppb
Avg	56.419	2109.9	2199.3	1319.8	11165.	52.018
Stddev	.129	23.0	10.4	.6	76.	.333
%RSD	.22919	1.0896	.47453	.04895	.68468	.63929
Check ?	Chk Pass	Chk Pass	Chk Pass	Chk Pass	Chk Pass	Chk Pass
High Limit						
Low Limit						

Elem	Ca3179	Cd2288	Co2286	Cr2677	Cu3273	Fe2599
IS Ref	(Y_3710)	(Y_2243)	(In2306)	(Y_3600)	(Y_3600)	(Y_3710)
Units	ppb	ppb	ppb	ppb	ppb	ppb
Avg	207200.	53.03	528.03	199.28	261.26	1615.8
Stddev	2479.	.16	2.62	.56	1.41	4.1
%RSD	1.1962	.3002	.49606	.27912	.54105	.25527
Check ?	Chk Pass	Chk Pass	Chk Pass	Chk Pass	Chk Pass	Chk Pass
High Limit						
Low Limit						

Elem	K_7664	Li6707	Mg2790	Mn2576	Mo2020	Na5895
IS Ref	(Y_3710)	(Y_3710)	(Y_3710)	(Y_3600)	(Y_2243)	(Y_3710)
Units	ppb	ppb	ppb	ppb	ppb	ppb
Avg	70327.	1217.3	88732.	566.48	1008.6	F 1446500.
Stddev	390.	6.8	535.	.64	4.6	31498.
%RSD	.55441	.55870	.60291	.11349	.45803	2.1775
Check ?	Chk Pass	Chk Pass	Chk Pass	Chk Pass	Chk Pass	Chk Fail
High Limit						500000.
Low Limit						-500000.

PDF created with pdfFactory Pro trial version www.pdffactory.com

Sample Name: PDS 240-67696-h-1-a Acquired: 8/2/2016 0:09:08 Type: Unk
Method: ICP I9 Method 200.7-6010(v140) Mode: CONC Corr. Factor: 1.000000
User: analyst Custom ID1: Custom ID2: Custom ID3:
Comment:

Elem	Ni2316	Pb2203	Sb2175	Se1960	Sn1899	Ti3372
IS Ref	(In2306)	(Y_2243)	(Y_2243)	(Y_2243)	(In2306)	(Y_3600)
Units	ppb	ppb	ppb	ppb	ppb	ppb
Avg	534.09	465.91	546.7	2219.8	2196.8	1020.1
Stddev	2.91	1.05	1.4	2.0	10.7	.8
%RSD	.54545	.22457	.2649	.09072	.48734	.08238
Check ?	Chk Pass	Chk Pass	Chk Pass	Chk Pass	Chk Pass	Chk Pass
High Limit						
Low Limit						

Elem	Tl1908	V_2908	Zn2062	Si2516	Sr3464
IS Ref	(In2306)	(Y_3710)	(In2306)	(Y_3710)	(Y_3710)
Units	ppb	ppb	ppb	ppb	ppb
Avg	1939.8	517.57	574.79	5344.3	6226.3
Stddev	12.9	4.53	2.07	57.2	33.3
%RSD	.66506	.87461	.35965	1.0699	.53471
Check ?	Chk Pass	Chk Pass	Chk Pass	Chk Pass	Chk Pass
High Limit					
Low Limit					

Int. Std.	In2306	Y_2243	Y_3600	Y_3710
Units	Cts/S	Cts/S	Cts/S	Cts/S
Avg	4391.1	3191.8	42590.	6300.1
Stddev	2.0	4.2	72.	45.3
%RSD	.04555	.13129	.16941	.71888
Check ?	Chk Pass	Chk Pass	Chk Pass	Chk Pass
Value	74.143%	86.613%	82.021%	92.881%
Range				

PDF created with pdfFactory Pro trial version www.pdffactory.com

Sample Name: 240-67668-f-1-a Acquired: 8/2/2016 0:13:11 Type: Unk
Method: ICP I9 Method 200.7-6010(v140) Mode: CONC Corr. Factor: 1.000000
User: analyst Custom ID1: Custom ID2: Custom ID3:
Comment:

Elem	Ag3280	Al3082	As1890	B_1826	Ba4554	Be3130	Ca3179
IS Ref	(Y_3600)	(Y_3710)	(Y_2243)	(Y_2243)	(Y_3710)	(Y_3710)	(Y_3710)
Units	ppb	ppb	ppb	ppb	ppb	ppb	ppb
Avg	.22789	12.613	4.0651	4617.9	28.459	-.04075	234910.
Stddev	.10760	39.010	.6741	22.4	.135	.08242	1039.
%RSD	47.215	309.28	16.584	.48605	.47607	202.25	.44248
Check ?	Chk Pass	Chk Pass	Chk Pass	Chk Pass	Chk Pass	Chk Pass	Chk Pass
High Limit							
Low Limit							

Elem	Cd2288	Co2286	Cr2677	Cu3273	Fe2599	K_7664	Li6707
IS Ref	(Y_2243)	(In2306)	(Y_3600)	(Y_3600)	(Y_3710)	(Y_3710)	(Y_3710)
Units	ppb	ppb	ppb	ppb	ppb	ppb	ppb
Avg	.5399	15.479	.78713	2.3963	1261.7	9486.7	61.700
Stddev	.1394	.092	.05840	.2314	3.2	48.2	1.527
%RSD	25.82	.59209	7.4193	9.6564	.24978	.50826	2.4753
Check ?	Chk Pass	Chk Pass	Chk Pass	Chk Pass	Chk Pass	Chk Pass	Chk Pass
High Limit							
Low Limit							

Elem	Mg2790	Mn2576	Mo2020	Na5895	Ni2316	Pb2203	Sb2175
IS Ref	(Y_3710)	(Y_3600)	(Y_2243)	(Y_3710)	(In2306)	(Y_2243)	(Y_2243)
Units	ppb	ppb	ppb	ppb	ppb	ppb	ppb
Avg	56164.	3366.5	4.0106	30741.	23.472	1.8145	-.0152
Stddev	335.	2.4	.1316	109.	.326	.5143	1.797
%RSD	.59682	.07074	3.2814	.35425	1.3895	28.343	11850.
Check ?	Chk Pass	Chk Pass	Chk Pass	Chk Pass	Chk Pass	Chk Pass	Chk Pass
High Limit							
Low Limit							

PDF created with pdfFactory Pro trial version www.pdffactory.com

Sample Name: 240-67668-f-1-a Acquired: 8/2/2016 0:13:11 Type: Unk
Method: ICP I9 Method 200.7-6010(v140) Mode: CONC Corr. Factor: 1.000000
User: analyst Custom ID1: Custom ID2: Custom ID3:
Comment:

Elem	Se1960	Sn1899	Ti3372	Tl1908	V_2908	Zn2062	Si2516
IS Ref	(Y_2243)	(In2306)	(Y_3600)	(In2306)	(Y_3710)	(In2306)	(Y_3710)
Units	ppb	ppb	ppb	ppb	ppb	ppb	ppb
Avg	5.7940	.67401	.09701	15.533	-1.1774	11.597	14448.
Stddev	1.6877	.52684	.09445	1.116	1.8960	.070	77.
%RSD	29.128	78.165	97.364	7.1842	161.03	.60787	.53038
Check ?	Chk Pass	Chk Pass	Chk Pass	Chk Pass	Chk Pass	Chk Pass	Chk Pass
High Limit							
Low Limit							

Elem	Sr3464
IS Ref	(Y_3710)
Units	ppb
Avg	948.40
Stddev	5.06
%RSD	.53375
Check ?	Chk Pass
High Limit	
Low Limit	

Int. Std.	In2306	Y_2243	Y_3600	Y_3710
Units	Cts/S	Cts/S	Cts/S	Cts/S
Avg	5469.0	3578.8	49827.	6653.2
Stddev	4.9	3.2	64.	20.8
%RSD	.08965	.08919	.12797	.31323
Check ?	Chk Pass	Chk Pass	Chk Pass	Chk Pass
Value	92.343%	97.116%	95.958%	98.086%
Range				

PDF created with pdfFactory Pro trial version www.pdffactory.com

Sample Name: 240-67669-a-1-a Acquired: 8/2/2016 0:17:28 Type: Unk
Method: ICP I9 Method 200.7-6010(v140) Mode: CONC Corr. Factor: 1.000000
User: analyst Custom ID1: Custom ID2: Custom ID3:
Comment:

Elem	Ag3280	Al3082	As1890	B_1826	Ba4554	Be3130	Ca3179	Cd2288
IS Ref	(Y_3600)	(Y_3710)	(Y_2243)	(Y_2243)	(Y_3710)	(Y_3710)	(Y_3710)	(Y_2243)
Units	ppb	ppb	ppb	ppb	ppb	ppb	ppb	ppb
Avg	-.02533	1150.5	2.8842	687.33	35.393	.31338	70625.	2.300
Stddev	.46235	21.6	2.4220	.15	.184	.07442	469.	.096
%RSD	1825.5	1.8769	83.977	.02227	.52012	23.749	.66383	4.171
Check ?	Chk Pass	Chk Pass	Chk Pass	Chk Pass	Chk Pass	Chk Pass	Chk Pass	Chk Pass
High Limit								
Low Limit								

Elem	Co2286	Cr2677	Cu3273	Fe2599	K_7664	Li6707	Mg2790	Mn2576
IS Ref	(In2306)	(Y_3600)	(Y_3600)	(Y_3710)	(Y_3710)	(Y_3710)	(Y_3710)	(Y_3600)
Units	ppb	ppb	ppb	ppb	ppb	ppb	ppb	ppb
Avg	22.131	1.7198	3.7370	4430.7	2542.4	65.350	12812.	2015.1
Stddev	.311	.3393	.6587	15.7	21.4	.479	84.	1.7
%RSD	1.4067	19.730	17.626	.35512	.84284	.73254	.65889	.08625
Check ?	Chk Pass	Chk Pass	Chk Pass	Chk Pass	Chk Pass	Chk Pass	Chk Pass	Chk Pass
High Limit								
Low Limit								

Elem	Mo2020	Na5895	Ni2316	Pb2203	Sb2175	Se1960	Sn1899	Ti3372
IS Ref	(Y_2243)	(Y_3710)	(In2306)	(Y_2243)	(Y_2243)	(Y_2243)	(In2306)	(Y_3600)
Units	ppb	ppb	ppb	ppb	ppb	ppb	ppb	ppb
Avg	.13399	24452.	96.763	3.2701	.4760	-1.5333	.04820	6.7260
Stddev	.08010	110.	.395	.7153	1.883	1.0441	.41077	.0429
%RSD	59.779	.45141	.40854	21.875	395.5	68.097	852.23	.63811
Check ?	Chk Pass	Chk Pass	Chk Pass	Chk Pass	Chk Pass	Chk Pass	Chk Pass	Chk Pass
High Limit								
Low Limit								

PDF created with pdfFactory Pro trial version www.pdffactory.com

Sample Name: 240-67669-a-1-a Acquired: 8/2/2016 0:17:28 Type: Unk
Method: ICP I9 Method 200.7-6010(v140) Mode: CONC Corr. Factor: 1.000000
User: analyst Custom ID1: Custom ID2: Custom ID3:
Comment:

Elem	Tl1908	V_2908	Zn2062	Si2516	Sr3464
IS Ref	(In2306)	(Y_3710)	(In2306)	(Y_3710)	(Y_3710)
Units	ppb	ppb	ppb	ppb	ppb
Avg	7.9845	2.9403	1239.3	2528.7	272.31
Stddev	.5370	1.4373	3.8	15.9	.71
%RSD	6.7248	48.884	.30259	.62817	.25894
Check ?	Chk Pass	Chk Pass	Chk Pass	Chk Pass	Chk Pass
High Limit					
Low Limit					

Int. Std.	In2306	Y_2243	Y_3600	Y_3710
Units	Cts/S	Cts/S	Cts/S	Cts/S
Avg	5830.9	3724.0	51748.	6756.7
Stddev	8.9	7.1	45.	19.5
%RSD	.15245	.19000	.08723	.28838
Check ?	Chk Pass	Chk Pass	Chk Pass	Chk Pass
Value	98.454%	101.06%	99.657%	99.611%
Range				

PDF created with pdfFactory Pro trial version www.pdffactory.com

Sample Name: mb 240-240418/1-a Acquired: 8/2/2016 0:21:24 Type: QC
Method: ICP I9 Method 200.7-6010(v140) Mode: CONC Corr. Factor: 1.000000
User: analyst Custom ID1: Custom ID2: Custom ID3:
Comment:

Elem	Ag3280	Al3082	As1890	B_1826	Ba4554	Be3130	Ca3179
IS Ref	(Y_3600)	(Y_3710)	(Y_2243)	(Y_2243)	(Y_3710)	(Y_3710)	(Y_3710)
Units	ppb	ppb	ppb	ppb	ppb	ppb	ppb
Avg	.14839	16.677	1.0934	13.214	1.4358	.02914	431.11
Stddev	.31725	9.575	.9252	.194	.2764	.08087	8.78
%RSD	213.80	57.410	84.618	1.4661	19.252	277.55	2.0370
Check ?	Chk Pass	Chk Pass	Chk Pass	Chk Pass	Chk Pass	Chk Pass	Chk Pass
High Limit							
Low Limit							

Elem	Cd2288	Co2286	Cr2677	Cu3273	Fe2599	K_7664	Li6707
IS Ref	(Y_2243)	(In2306)	(Y_3600)	(Y_3600)	(Y_3710)	(Y_3710)	(Y_3710)
Units	ppb	ppb	ppb	ppb	ppb	ppb	ppb
Avg	.0099	-.21295	.04351	F 5.0540	19.892	289.24	5.9675
Stddev	.1135	.09479	.00293	.5573	1.325	7.68	1.5105
%RSD	1151.	44.513	6.7381	11.028	6.6613	2.6537	25.312
Check ?	Chk Pass	Chk Pass	Chk Pass	Chk Fail	Chk Pass	Chk Pass	Chk Pass
High Limit				5.0000			
Low Limit				-1000.0			

Elem	Mg2790	Mn2576	Mo2020	Na5895	Ni2316	Pb2203	Sb2175
IS Ref	(Y_3710)	(Y_3600)	(Y_2243)	(Y_3710)	(In2306)	(Y_2243)	(Y_2243)
Units	ppb	ppb	ppb	ppb	ppb	ppb	ppb
Avg	109.43	.64731	-.57615	F 1144.6	1.1340	.99232	.9514
Stddev	6.06	.00585	.11969	10.0	.3381	1.5012	1.012
%RSD	5.5332	.90353	20.774	.87023	29.812	151.28	106.3
Check ?	Chk Pass	Chk Pass	Chk Pass	Chk Fail	Chk Pass	Chk Pass	Chk Pass
High Limit				1000.0			
Low Limit				-1000.0			

PDF created with pdfFactory Pro trial version www.pdffactory.com

Sample Name: mb 240-240418/1-a Acquired: 8/2/2016 0:21:24 Type: QC
Method: ICP I9 Method 200.7-6010(v140) Mode: CONC Corr. Factor: 1.000000
User: analyst Custom ID1: Custom ID2: Custom ID3:
Comment:

Elem	Se1960	Sn1899	Ti3372	Tl1908	V_2908	Zn2062	Si2516
IS Ref	(Y_2243)	(In2306)	(Y_3600)	(In2306)	(Y_3710)	(In2306)	(Y_3710)
Units	ppb	ppb	ppb	ppb	ppb	ppb	ppb
Avg	-1.3504	.05159	-.15749	-.43841	1.4153	8.3731	101.85
Stddev	1.0352	.04297	.15405	.27831	1.3250	.1771	2.92
%RSD	76.654	83.292	97.814	63.481	93.626	2.1150	2.8701
Check ?	Chk Pass	Chk Pass	Chk Pass	Chk Pass	Chk Pass	Chk Pass	Chk Pass
High Limit							
Low Limit							

Elem	Sr3464
IS Ref	(Y_3710)
Units	ppb
Avg	3.7231
Stddev	3.2881
%RSD	88.315
Check ?	Chk Pass
High Limit	
Low Limit	

Int. Std.	In2306	Y_2243	Y_3600	Y_3710
Units	Cts/S	Cts/S	Cts/S	Cts/S
Avg	6139.6	3804.8	53420.	6768.7
Stddev	14.7	9.0	71.	12.5
%RSD	.23924	.23550	.13287	.18439

PDF created with pdfFactory Pro trial version www.pdffactory.com

Sample Name: lcs 240-240418/2-a Acquired: 8/2/2016 0:25:31 Type: QC
Method: ICP I9 Method 200.7-6010(v140) Mode: CONC Corr. Factor: 1.000000
User: analyst Custom ID1: Custom ID2: Custom ID3:
Comment:

Elem	Ag3280	Al3082	As1890	B_1826	Ba4554	Be3130	Ca3179
IS Ref	(Y_3600)	(Y_3710)	(Y_2243)	(Y_2243)	(Y_3710)	(Y_3710)	(Y_3710)
Units	ppb	ppb	ppb	ppb	ppb	ppb	ppb
Avg	51.877	2102.2	2089.3	1070.8	1978.5	52.466	52344.
Stddev	.386	17.7	12.0	2.0	1.0	.117	99.
%RSD	.74485	.83975	.57450	.18675	.04939	.22240	.18885
Check ?	Chk Pass	Chk Pass	Chk Pass	Chk Pass	Chk Pass	Chk Pass	Chk Pass
Value							
Range							

Elem	Cd2288	Co2286	Cr2677	Cu3273	Fe2599	K_7664	Li6707
IS Ref	(Y_2243)	(In2306)	(Y_3600)	(Y_3600)	(Y_3710)	(Y_3710)	(Y_3710)
Units	ppb	ppb	ppb	ppb	ppb	ppb	ppb
Avg	51.33	496.48	198.98	261.12	1061.2	50232.	979.26
Stddev	.19	1.03	.83	.41	1.0	128.	2.62
%RSD	.3624	.20810	.41677	.15866	.09515	.25430	.26751
Check ?	Chk Pass	Chk Pass	Chk Pass	Chk Pass	Chk Pass	Chk Pass	Chk Pass
Value							
Range							

Elem	Mg2790	Mn2576	Mo2020	Na5895	Ni2316	Pb2203	Sb2175
IS Ref	(Y_3710)	(Y_3600)	(Y_2243)	(Y_3710)	(In2306)	(Y_2243)	(Y_2243)
Units	ppb	ppb	ppb	ppb	ppb	ppb	ppb
Avg	51616.	497.85	997.48	49274.	512.83	491.55	520.6
Stddev	98.	.85	.93	53.	.85	1.55	3.5
%RSD	.18968	.17059	.09278	.10689	.16520	.31618	.6692
Check ?	Chk Pass	Chk Pass	Chk Pass	Chk Pass	Chk Pass	Chk Pass	Chk Pass
Value							
Range							

PDF created with pdfFactory Pro trial version www.pdffactory.com

Sample Name: lcs 240-240418/2-a Acquired: 8/2/2016 0:25:31 Type: QC
Method: ICP I9 Method 200.7-6010(v140) Mode: CONC Corr. Factor: 1.000000
User: analyst Custom ID1: Custom ID2: Custom ID3:
Comment:

Elem	Se1960	Sn1899	Ti3372	Tl1908	V_2908	Zn2062	Si2516
IS Ref	(Y_2243)	(In2306)	(Y_3600)	(In2306)	(Y_3710)	(In2306)	(Y_3710)
Units	ppb	ppb	ppb	ppb	ppb	ppb	ppb
Avg	2140.6	2033.2	1016.7	1991.6	511.28	528.73	F 1217.9
Stddev	8.3	2.6	1.7	3.1	5.56	.53	12.9
%RSD	.38895	.12919	.16920	.15678	1.0870	.10021	1.0586
Check ?	Chk Pass	Chk Pass	Chk Pass	Chk Pass	Chk Pass	Chk Pass	Chk Fail
Value							1000.0
Range							15.500%

Elem	Sr3464
IS Ref	(Y_3710)
Units	ppb
Avg	1015.8
Stddev	3.4
%RSD	.33106
Check ?	Chk Pass
Value	
Range	

Int. Std.	In2306	Y_2243	Y_3600	Y_3710
Units	Cts/S	Cts/S	Cts/S	Cts/S
Avg	5531.5	3642.4	50263.	6651.2
Stddev	9.3	10.7	28.	36.1
%RSD	.16739	.29310	.05556	.54288

PDF created with pdfFactory Pro trial version www.pdffactory.com

Sample Name: 240-67661-b-1-a Acquired: 8/2/2016 0:29:12 Type: Unk
Method: ICP I9 Method 200.7-6010(v140) Mode: CONC Corr. Factor: 1.000000
User: analyst Custom ID1: Custom ID2: Custom ID3:
Comment:

Elem	Ag3280	Al3082	As1890	B_1826	Ba4554	Be3130	Ca3179
IS Ref	(Y_3600)	(Y_3710)	(Y_2243)	(Y_2243)	(Y_3710)	(Y_3710)	(Y_3710)
Units	ppb	ppb	ppb	ppb	ppb	ppb	ppb
Avg	.66363	1613.0	-5.9426	1762.0	3817.2	.16618	62880.
Stddev	.27167	17.2	1.6355	14.3	4.4	.07328	234.
%RSD	40.937	1.0661	27.522	.81364	.11585	44.095	.37248
Check ?	Chk Pass	Chk Pass	Chk Pass	Chk Pass	Chk Pass	Chk Pass	Chk Pass
High Limit							
Low Limit							

Elem	Cd2288	Co2286	Cr2677	Cu3273	Fe2599	K_7664	Li6707
IS Ref	(Y_2243)	(In2306)	(Y_3600)	(Y_3600)	(Y_3710)	(Y_3710)	(Y_3710)
Units	ppb	ppb	ppb	ppb	ppb	ppb	ppb
Avg	1.369	11.168	93.425	334.60	187800.	368210.	17.792
Stddev	.163	.034	.345	1.57	504.	329.	1.724
%RSD	11.91	.30505	.36879	.46849	.26845	.08945	9.6867
Check ?	Chk Pass	Chk Pass	Chk Pass	Chk Pass	Chk Pass	Chk Pass	Chk Pass
High Limit							
Low Limit							

Elem	Mg2790	Mn2576	Mo2020	Na5895	Ni2316	Pb2203	Sb2175
IS Ref	(Y_3710)	(Y_3600)	(Y_2243)	(Y_3710)	(In2306)	(Y_2243)	(Y_2243)
Units	ppb	ppb	ppb	ppb	ppb	ppb	ppb
Avg	7968.9	1625.3	F 27453.	149320.	246.21	-2.2266	13.13
Stddev	20.9	1.0	220.	166.	.93	1.4557	1.19
%RSD	.26167	.06261	.80153	.11087	.37790	65.377	9.032
Check ?	Chk Pass	Chk Pass	Chk Fail	Chk Pass	Chk Pass	Chk Pass	Chk Pass
High Limit			10000.				
Low Limit			-500000.				

PDF created with pdfFactory Pro trial version www.pdffactory.com

Sample Name: 240-67661-b-1-a Acquired: 8/2/2016 0:29:12 Type: Unk
Method: ICP I9 Method 200.7-6010(v140) Mode: CONC Corr. Factor: 1.000000
User: analyst Custom ID1: Custom ID2: Custom ID3:
Comment:

Elem	Se1960	Sn1899	Ti3372	Tl1908	V_2908	Zn2062	Si2516
IS Ref	(Y_2243)	(In2306)	(Y_3600)	(In2306)	(Y_3710)	(In2306)	(Y_3710)
Units	ppb	ppb	ppb	ppb	ppb	ppb	ppb
Avg	7.2837	28.559	20.607	-3.8792	11.594	6106.1	3496.9
Stddev	1.8539	1.032	.317	1.1281	2.163	44.3	14.8
%RSD	25.452	3.6146	1.5365	29.082	18.655	.72518	.42189
Check ?	Chk Pass	Chk Pass	Chk Pass	Chk Pass	Chk Pass	Chk Pass	Chk Pass
High Limit							
Low Limit							

Elem	Sr3464
IS Ref	(Y_3710)
Units	ppb
Avg	577.32
Stddev	2.32
%RSD	.40117
Check ?	Chk Pass
High Limit	
Low Limit	

Int. Std.	In2306	Y_2243	Y_3600	Y_3710
Units	Cts/S	Cts/S	Cts/S	Cts/S
Avg	4770.8	3456.7	48643.	6646.8
Stddev	15.5	5.5	116.	8.9
%RSD	.32531	.16016	.23784	.13398
Check ?	Chk Pass	Chk Pass	Chk Pass	Chk Pass
Value	80.555%	93.801%	93.677%	97.992%
Range				

PDF created with pdfFactory Pro trial version www.pdffactory.com

Sample Name: SD 240-67661-b-1-a@5 Acquired: 8/2/2016 0:33:06 Type: Unk
Method: ICP I9 Method 200.7-6010(v140) Mode: CONC Corr. Factor: 1.000000
User: analyst Custom ID1: Custom ID2: Custom ID3:
Comment:

Elem	Ag3280	Al3082	As1890	B_1826	Ba4554	Be3130	Ca3179	Cd2288
IS Ref	(Y_3600)	(Y_3710)	(Y_2243)	(Y_2243)	(Y_3710)	(Y_3710)	(Y_3710)	(Y_2243)
Units	ppb	ppb	ppb	ppb	ppb	ppb	ppb	ppb
Avg	.20620	318.87	-.34270	350.57	768.45	.00736	12587.	.5319
Stddev	.50977	10.33	.66444	2.34	2.72	.06621	44.	.0683
%RSD	247.22	3.2408	193.88	.66761	.35336	899.43	.34852	12.84
Check ?	Chk Pass	Chk Pass	Chk Pass	Chk Pass	Chk Pass	Chk Pass	Chk Pass	Chk Pass
High Limit								
Low Limit								

Elem	Co2286	Cr2677	Cu3273	Fe2599	K_7664	Li6707	Mg2790	Mn2576
IS Ref	(In2306)	(Y_3600)	(Y_3600)	(Y_3710)	(Y_3710)	(Y_3710)	(Y_3710)	(Y_3600)
Units	ppb	ppb	ppb	ppb	ppb	ppb	ppb	ppb
Avg	1.5899	18.503	68.406	38315.	73837.	16.278	1622.0	327.61
Stddev	.0827	.294	.675	176.	230.	1.327	13.5	.18
%RSD	5.2011	1.5873	.98655	.46009	.31136	8.1519	.83440	.05428
Check ?	Chk Pass	Chk Pass	Chk Pass	Chk Pass	Chk Pass	Chk Pass	Chk Pass	Chk Pass
High Limit								
Low Limit								

Elem	Mo2020	Na5895	Ni2316	Pb2203	Sb2175	Se1960	Sn1899	Ti3372
IS Ref	(Y_2243)	(Y_3710)	(In2306)	(Y_2243)	(Y_2243)	(Y_2243)	(In2306)	(Y_3600)
Units	ppb	ppb	ppb	ppb	ppb	ppb	ppb	ppb
Avg	5536.3	30922.	43.945	-.74905	1.833	-1.7923	4.2029	3.9631
Stddev	57.9	109.	.678	.86398	.786	1.8057	.2707	.0785
%RSD	1.0450	.35267	1.5431	115.34	42.87	100.75	6.4416	1.9811
Check ?	Chk Pass	Chk Pass	Chk Pass	Chk Pass	Chk Pass	Chk Pass	Chk Pass	Chk Pass
High Limit								
Low Limit								

PDF created with pdfFactory Pro trial version www.pdffactory.com

Sample Name: SD 240-67661-b-1-a@5 Acquired: 8/2/2016 0:33:06 Type: Unk
Method: ICP I9 Method 200.7-6010(v140) Mode: CONC Corr. Factor: 1.000000
User: analyst Custom ID1: Custom ID2: Custom ID3:
Comment:

Elem	Tl1908	V_2908	Zn2062	Si2516	Sr3464
IS Ref	(In2306)	(Y_3710)	(In2306)	(Y_3710)	(Y_3710)
Units	ppb	ppb	ppb	ppb	ppb
Avg	-.25937	2.7447	1086.5	651.21	115.71
Stddev	.97616	1.4795	8.4	11.51	4.92
%RSD	376.36	53.904	.77283	1.7680	4.2487
Check ?	Chk Pass	Chk Pass	Chk Pass	Chk Pass	Chk Pass
High Limit					
Low Limit					

Int. Std.	In2306	Y_2243	Y_3600	Y_3710
Units	Cts/S	Cts/S	Cts/S	Cts/S
Avg	5657.8	3695.6	51361.	6824.7
Stddev	11.2	7.2	223.	26.5
%RSD	.19853	.19496	.43419	.38855
Check ?	Chk Pass	Chk Pass	Chk Pass	Chk Pass
Value	95.532%	100.28%	98.912%	100.61%
Range				

PDF created with pdfFactory Pro trial version www.pdffactory.com

Sample Name: 240-67661-b-1-b ms Acquired: 8/2/2016 0:37:04 Type: Unk
Method: ICP I9 Method 200.7-6010(v140) Mode: CONC Corr. Factor: 1.000000
User: analyst Custom ID1: Custom ID2: Custom ID3:
Comment:

Elem	Ag3280	Al3082	As1890	B_1826	Ba4554	Be3130	Ca3179
IS Ref	(Y_3600)	(Y_3710)	(Y_2243)	(Y_2243)	(Y_3710)	(Y_3710)	(Y_3710)
Units	ppb	ppb	ppb	ppb	ppb	ppb	ppb
Avg	55.542	3713.1	2197.9	2844.0	5994.5	52.840	114720.
Stddev	.471	32.0	14.5	11.9	14.6	.180	282.
%RSD	.84728	.86195	.66074	.41984	.24413	.34158	.24602
Check ?	Chk Pass	Chk Pass	Chk Pass	Chk Pass	Chk Pass	Chk Pass	Chk Pass
High Limit							
Low Limit							

Elem	Cd2288	Co2286	Cr2677	Cu3273	Fe2599	K_7664	Li6707
IS Ref	(Y_2243)	(In2306)	(Y_3600)	(Y_3600)	(Y_3710)	(Y_3710)	(Y_3710)
Units	ppb	ppb	ppb	ppb	ppb	ppb	ppb
Avg	55.97	581.96	295.27	605.39	190140.	416190.	1036.0
Stddev	.37	3.10	.78	1.54	210.	1696.	4.3
%RSD	.6636	.53291	.26449	.25441	.11050	.40750	.41029
Check ?	Chk Pass	Chk Pass	Chk Pass	Chk Pass	Chk Pass	Chk Pass	Chk Pass
High Limit							
Low Limit							

Elem	Mg2790	Mn2576	Mo2020	Na5895	Ni2316	Pb2203	Sb2175
IS Ref	(Y_3710)	(Y_3600)	(Y_2243)	(Y_3710)	(In2306)	(Y_2243)	(Y_2243)
Units	ppb	ppb	ppb	ppb	ppb	ppb	ppb
Avg	59332.	2143.1	F 28512.	197980.	830.34	495.68	558.6
Stddev	232.	2.4	247.	2238.	3.05	5.12	1.7
%RSD	.39158	.11127	.86595	1.1302	.36706	1.0326	.3029
Check ?	Chk Pass	Chk Pass	Chk Fail	Chk Pass	Chk Pass	Chk Pass	Chk Pass
High Limit			10000.				
Low Limit			-500000.				

PDF created with pdfFactory Pro trial version www.pdffactory.com

Sample Name: 240-67661-b-1-b ms Acquired: 8/2/2016 0:37:04 Type: Unk
Method: ICP I9 Method 200.7-6010(v140) Mode: CONC Corr. Factor: 1.000000
User: analyst Custom ID1: Custom ID2: Custom ID3:
Comment:

Elem	Se1960	Sn1899	Ti3372	Tl1908	V_2908	Zn2062	Si2516
IS Ref	(Y_2243)	(In2306)	(Y_3600)	(In2306)	(Y_3710)	(In2306)	(Y_3710)
Units	ppb	ppb	ppb	ppb	ppb	ppb	ppb
Avg	2239.1	2357.4	1063.4	1906.6	522.21	6783.4	4564.7
Stddev	17.9	14.6	2.5	22.0	4.58	31.2	17.5
%RSD	.80106	.61749	.23844	1.1514	.87718	.46057	.38238
Check ?	Chk Pass	Chk Pass	Chk Pass	Chk Pass	Chk Pass	Chk Pass	Chk Pass
High Limit							
Low Limit							

Elem	Sr3464
IS Ref	(Y_3710)
Units	ppb
Avg	1575.1
Stddev	3.7
%RSD	.23777
Check ?	Chk Pass
High Limit	
Low Limit	

Int. Std.	In2306	Y_2243	Y_3600	Y_3710
Units	Cts/S	Cts/S	Cts/S	Cts/S
Avg	4603.6	3399.2	47631.	6616.3
Stddev	7.3	2.2	9.	6.4
%RSD	.15917	.06382	.01827	.09689
Check ?	Chk Pass	Chk Pass	Chk Pass	Chk Pass
Value	77.731%	92.243%	91.728%	97.542%
Range				

PDF created with pdfFactory Pro trial version www.pdffactory.com

Sample Name: CCV-2632473 Acquired: 8/2/2016 0:40:58 Type: QC
Method: ICP I9 Method 200.7-6010(v140) Mode: CONC Corr. Factor: 1.000000
User: analyst Custom ID1: Custom ID2: Custom ID3:
Comment:

Elem	Ag3280	Al3082	As1890	B_1826	Ba4554	Be3130	Ca3179	Cd2288
IS Ref	(Y_3600)	(Y_3710)	(Y_2243)	(Y_2243)	(Y_3710)	(Y_3710)	(Y_3710)	(Y_2243)
Units	ppb	ppb	ppb	ppb	ppb	ppb	ppb	ppb
Avg	1020.7	25580.	500.22	5120.6	1968.7	2048.9	52915.	500.9
Stddev	1.1	79.	2.22	15.6	3.0	1.9	31.	1.9
%RSD	.11072	.30857	.44320	.30455	.15431	.09056	.05882	.3869
Check ?	Chk Pass	Chk Pass	Chk Pass	Chk Pass	Chk Pass	Chk Pass	Chk Pass	Chk Pass
Value								
Range								

Elem	Co2286	Cr2677	Cu3273	Fe2599	K_7664	Li6707	Mg2790	Mn2576
IS Ref	(In2306)	(Y_3600)	(Y_3600)	(Y_3710)	(Y_3710)	(Y_3710)	(Y_3710)	(Y_3600)
Units	ppb	ppb	ppb	ppb	ppb	ppb	ppb	ppb
Avg	1970.0	1942.4	1971.8	25607.	50318.	4863.0	50952.	1935.1
Stddev	10.2	3.2	1.9	34.	47.	3.9	113.	.7
%RSD	.51564	.16724	.09616	.13193	.09250	.07988	.22134	.03595
Check ?	Chk Pass	Chk Pass	Chk Pass	Chk Pass	Chk Pass	Chk Pass	Chk Pass	Chk Pass
Value								
Range								

Elem	Mo2020	Na5895	Ni2316	Pb2203	Sb2175	Se1960	Sn1899	Ti3372
IS Ref	(Y_2243)	(Y_3710)	(In2306)	(Y_2243)	(Y_2243)	(Y_2243)	(In2306)	(Y_3600)
Units	ppb	ppb	ppb	ppb	ppb	ppb	ppb	ppb
Avg	2035.7	49141.	1992.8	483.21	513.6	511.02	5094.2	4973.4
Stddev	15.1	59.	12.9	3.66	2.7	5.43	34.8	14.7
%RSD	.74255	.11987	.64640	.75816	.5237	1.0624	.68304	.29642
Check ?	Chk Pass	Chk Pass	Chk Pass	Chk Pass	Chk Pass	Chk Pass	Chk Pass	Chk Pass
Value								
Range								

PDF created with pdfFactory Pro trial version www.pdffactory.com

Sample Name: CCV-2632473 Acquired: 8/2/2016 0:40:58 Type: QC
Method: ICP I9 Method 200.7-6010(v140) Mode: CONC Corr. Factor: 1.000000
User: analyst Custom ID1: Custom ID2: Custom ID3:
Comment:

Elem	Tl1908	V_2908	Zn2062	Si2516	Sr3464
IS Ref	(In2306)	(Y_3710)	(In2306)	(Y_3710)	(Y_3710)
Units	ppb	ppb	ppb	ppb	ppb
Avg	1000.9	2017.8	2047.1	5310.5	5042.8
Stddev	5.9	6.7	11.0	38.2	17.5
%RSD	.58719	.33408	.53674	.71848	.34653
Check ?	Chk Pass	Chk Pass	Chk Pass	Chk Pass	Chk Pass
Value					
Range					

Int. Std.	In2306	Y_2243	Y_3600	Y_3710
Units	Cts/S	Cts/S	Cts/S	Cts/S
Avg	5364.5	3591.1	49455.	6492.2
Stddev	7.2	4.2	29.	23.8
%RSD	.13392	.11642	.05904	.36692

PDF created with pdfFactory Pro trial version www.pdffactory.com

Sample Name: CCB Acquired: 8/2/2016 0:44:48 Type: QC
Method: ICP I9 Method 200.7-6010(v140) Mode: CONC Corr. Factor: 1.000000
User: analyst Custom ID1: Custom ID2: Custom ID3:
Comment:

Elem	Ag3280	Al3082	As1890	B_1826	Ba4554	Be3130	Ca3179
IS Ref	(Y_3600)	(Y_3710)	(Y_2243)	(Y_2243)	(Y_3710)	(Y_3710)	(Y_3710)
Units	ppb	ppb	ppb	ppb	ppb	ppb	ppb
Avg	.29494	2.0037	1.3315	13.244	.49429	.07909	61.291
Stddev	.58535	14.408	1.5411	.534	.08381	.04443	.975
%RSD	198.47	719.06	115.74	4.0343	16.956	56.178	1.5910
Check ?	Chk Pass	Chk Pass	Chk Pass	Chk Pass	Chk Pass	Chk Pass	Chk Pass
High Limit							
Low Limit							

Elem	Cd2288	Co2286	Cr2677	Cu3273	Fe2599	K_7664	Li6707
IS Ref	(Y_2243)	(In2306)	(Y_3600)	(Y_3600)	(Y_3710)	(Y_3710)	(Y_3710)
Units	ppb	ppb	ppb	ppb	ppb	ppb	ppb
Avg	.0564	.02409	.23456	.35361	5.6200	490.13	18.152
Stddev	.1216	.09386	.13654	.57784	.9492	45.19	2.509
%RSD	215.8	389.64	58.212	163.41	16.890	9.2205	13.820
Check ?	Chk Pass	Chk Pass	Chk Pass	Chk Pass	Chk Pass	Chk Pass	Chk Pass
High Limit							
Low Limit							

Elem	Mg2790	Mn2576	Mo2020	Na5895	Ni2316	Pb2203	Sb2175
IS Ref	(Y_3710)	(Y_3600)	(Y_2243)	(Y_3710)	(In2306)	(Y_2243)	(Y_2243)
Units	ppb	ppb	ppb	ppb	ppb	ppb	ppb
Avg	26.591	.09915	F 10.454	723.28	.05308	-.64464	-.9416
Stddev	10.608	.03166	.508	9.24	.29491	.75220	1.486
%RSD	39.894	31.936	4.8624	1.2776	555.55	116.69	157.8
Check ?	Chk Pass	Chk Pass	Chk Fail	Chk Pass	Chk Pass	Chk Pass	Chk Pass
High Limit			10.000				
Low Limit			-10.000				

PDF created with pdfFactory Pro trial version www.pdffactory.com

Sample Name: CCB Acquired: 8/2/2016 0:44:48 Type: QC
Method: ICP I9 Method 200.7-6010(v140) Mode: CONC Corr. Factor: 1.000000
User: analyst Custom ID1: Custom ID2: Custom ID3:
Comment:

Elem	Se1960	Sn1899	Ti3372	Tl1908	V_2908	Zn2062	Si2516
IS Ref	(Y_2243)	(In2306)	(Y_3600)	(In2306)	(Y_3710)	(In2306)	(Y_3710)
Units	ppb	ppb	ppb	ppb	ppb	ppb	ppb
Avg	.43376	.40592	1.1627	1.2091	.82197	-.23842	-42.441
Stddev	1.0506	.46799	.0509	.5411	1.2502	.11531	3.310
%RSD	242.20	115.29	4.3797	44.752	152.09	48.363	7.7991
Check ?	Chk Pass	Chk Pass	Chk Pass	Chk Pass	Chk Pass	Chk Pass	Chk Pass
High Limit							
Low Limit							

Elem	Sr3464
IS Ref	(Y_3710)
Units	ppb
Avg	3.5039
Stddev	1.7623
%RSD	50.294
Check ?	Chk Pass
High Limit	
Low Limit	

Int. Std.	In2306	Y_2243	Y_3600	Y_3710
Units	Cts/S	Cts/S	Cts/S	Cts/S
Avg	6070.6	3761.2	52397.	6502.2
Stddev	13.4	11.7	128.	21.7
%RSD	.22091	.31133	.24477	.33431

PDF created with pdfFactory Pro trial version www.pdffactory.com

Sample Name: 240-67661-b-1-c msd Acquired: 8/2/2016 0:48:56 Type: Unk
Method: ICP I9 Method 200.7-6010(v140) Mode: CONC Corr. Factor: 1.000000
User: analyst Custom ID1: Custom ID2: Custom ID3:
Comment:

Elem	Ag3280	Al3082	As1890	B_1826	Ba4554	Be3130	Ca3179
IS Ref	(Y_3600)	(Y_3710)	(Y_2243)	(Y_2243)	(Y_3710)	(Y_3710)	(Y_3710)
Units	ppb	ppb	ppb	ppb	ppb	ppb	ppb
Avg	54.650	3695.7	2194.9	2868.1	6025.1	52.940	114890.
Stddev	.481	42.0	19.7	27.9	85.2	.312	343.
%RSD	.88088	1.1361	.89844	.97227	1.4142	.59022	.29816
Check ?	Chk Pass	Chk Pass	Chk Pass	Chk Pass	Chk Pass	Chk Pass	Chk Pass
High Limit							
Low Limit							

Elem	Cd2288	Co2286	Cr2677	Cu3273	Fe2599	K_7664	Li6707
IS Ref	(Y_2243)	(In2306)	(Y_3600)	(Y_3600)	(Y_3710)	(Y_3710)	(Y_3710)
Units	ppb	ppb	ppb	ppb	ppb	ppb	ppb
Avg	55.70	581.31	297.54	604.56	191190.	417320.	1049.0
Stddev	.51	7.17	.27	2.34	501.	2816.	3.6
%RSD	.9075	1.2340	.09171	.38789	.26212	.67472	.34161
Check ?	Chk Pass	Chk Pass	Chk Pass	Chk Pass	Chk Pass	Chk Pass	Chk Pass
High Limit							
Low Limit							

Elem	Mg2790	Mn2576	Mo2020	Na5895	Ni2316	Pb2203	Sb2175
IS Ref	(Y_3710)	(Y_3600)	(Y_2243)	(Y_3710)	(In2306)	(Y_2243)	(Y_2243)
Units	ppb	ppb	ppb	ppb	ppb	ppb	ppb
Avg	59380.	2140.9	F 28394.	198740.	829.48	493.37	558.5
Stddev	273.	4.3	365.	3171.	9.94	5.23	5.0
%RSD	.45929	.19917	1.2839	1.5955	1.1979	1.0607	.8977
Check ?	Chk Pass	Chk Pass	Chk Fail	Chk Pass	Chk Pass	Chk Pass	Chk Pass
High Limit			10000.				
Low Limit			-500000.				

PDF created with pdfFactory Pro trial version www.pdffactory.com

Sample Name: 240-67661-b-1-c msd Acquired: 8/2/2016 0:48:56 Type: Unk
Method: ICP I9 Method 200.7-6010(v140) Mode: CONC Corr. Factor: 1.000000
User: analyst Custom ID1: Custom ID2: Custom ID3:
Comment:

Elem	Se1960	Sn1899	Ti3372	Tl1908	V_2908	Zn2062	Si2516
IS Ref	(Y_2243)	(In2306)	(Y_3600)	(In2306)	(Y_3710)	(In2306)	(Y_3710)
Units	ppb	ppb	ppb	ppb	ppb	ppb	ppb
Avg	2235.3	2353.8	1066.6	2069.5	524.59	6770.3	4577.5
Stddev	21.0	31.1	2.3	30.0	9.61	76.8	8.3
%RSD	.93786	1.3224	.21844	1.4500	1.8321	1.1344	.18090
Check ?	Chk Pass	Chk Pass	Chk Pass	Chk Pass	Chk Pass	Chk Pass	Chk Pass
High Limit							
Low Limit							

Elem	Sr3464
IS Ref	(Y_3710)
Units	ppb
Avg	1578.1
Stddev	5.6
%RSD	.35467
Check ?	Chk Pass
High Limit	
Low Limit	

Int. Std.	In2306	Y_2243	Y_3600	Y_3710
Units	Cts/S	Cts/S	Cts/S	Cts/S
Avg	4604.0	3403.8	47548.	6591.7
Stddev	23.5	13.8	56.	8.4
%RSD	.51048	.40652	.11733	.12803
Check ?	Chk Pass	Chk Pass	Chk Pass	Chk Pass
Value	77.738%	92.367%	91.568%	97.179%
Range				

PDF created with pdfFactory Pro trial version www.pdffactory.com

Sample Name: 240-67661-b-2-a Acquired: 8/2/2016 0:52:54 Type: Unk
Method: ICP I9 Method 200.7-6010(v140) Mode: CONC Corr. Factor: 1.000000
User: analyst Custom ID1: Custom ID2: Custom ID3:
Comment:

Elem	Ag3280	Al3082	As1890	B_1826	Ba4554	Be3130
IS Ref	(Y_3600)	(Y_3710)	(Y_2243)	(Y_2243)	(Y_3710)	(Y_3710)
Units	ppb	ppb	ppb	ppb	ppb	ppb
Avg	-4.5404	12040.	20.817	2949.5	F 38480.	.51540
Stddev	.5613	144.	4.785	33.3	534.	.03657
%RSD	12.362	1.1980	22.986	1.1303	1.3866	7.0947
Check ?	Chk Pass	Chk Pass	Chk Pass	Chk Pass	Chk Fail	Chk Pass
High Limit					20000.	
Low Limit					-500000.	

Elem	Ca3179	Cd2288	Co2286	Cr2677	Cu3273	Fe2599
IS Ref	(Y_3710)	(Y_2243)	(In2306)	(Y_3600)	(Y_3600)	(Y_3710)
Units	ppb	ppb	ppb	ppb	ppb	ppb
Avg	437150.	3.869	104.10	731.31	1635.3	F 1318300.
Stddev	1051.	.103	1.40	1.52	1.5	6771.
%RSD	.24039	2.659	1.3438	.20775	.09332	.51363
Check ?	Chk Pass	Chk Pass	Chk Pass	Chk Pass	Chk Pass	Chk Fail
High Limit						500000.
Low Limit						-500000.

Elem	K_7664	Li6707	Mg2790	Mn2576	Mo2020	Na5895
IS Ref	(Y_3710)	(Y_3710)	(Y_3710)	(Y_3600)	(Y_2243)	(Y_3710)
Units	ppb	ppb	ppb	ppb	ppb	ppb
Avg	F 591120.	65.922	24897.	W 14333.	F 47602.	205180.
Stddev	3973.	2.365	110.	24.	835.	2376.
%RSD	.67203	3.5878	.44300	.16650	1.7545	1.1579
Check ?	Chk Fail	Chk Pass	Chk Pass	Chk Warn	Chk Fail	Chk Pass
High Limit	500000.			13500.	10000.	
Low Limit	-500000.			-500000.	-500000.	

PDF created with pdfFactory Pro trial version www.pdffactory.com

Sample Name: 240-67661-b-2-a Acquired: 8/2/2016 0:52:54 Type: Unk
Method: ICP I9 Method 200.7-6010(v140) Mode: CONC Corr. Factor: 1.000000
User: analyst Custom ID1: Custom ID2: Custom ID3:
Comment:

Elem	Ni2316	Pb2203	Sb2175	Se1960	Sn1899	Ti3372
IS Ref	(In2306)	(Y_2243)	(Y_2243)	(Y_2243)	(In2306)	(Y_3600)
Units	ppb	ppb	ppb	ppb	ppb	ppb
Avg	1536.2	52.346	69.81	13.912	217.37	166.86
Stddev	26.9	1.618	2.98	2.207	4.80	1.45
%RSD	1.7492	3.0906	4.268	15.864	2.2068	.86948
Check ?	Chk Pass	Chk Pass	Chk Pass	Chk Pass	Chk Pass	Chk Pass
High Limit						
Low Limit						

Elem	Tl1908	V_2908	Zn2062	Si2516	Sr3464
IS Ref	(In2306)	(Y_3710)	(In2306)	(Y_3710)	(Y_3710)
Units	ppb	ppb	ppb	ppb	ppb
Avg	18.817	118.69	F 38381.	5238.1	3455.0
Stddev	.699	2.19	582.	46.7	23.5
%RSD	3.7161	1.8444	1.5157	.89239	.67954
Check ?	Chk Pass	Chk Pass	Chk Fail	Chk Pass	Chk Pass
High Limit			10000.		
Low Limit			-500000.		

Int. Std.	In2306	Y_2243	Y_3600	Y_3710
Units	Cts/S	Cts/S	Cts/S	Cts/S
Avg	4129.4	3074.4	45095.	6469.8
Stddev	18.8	7.2	62.	28.8
%RSD	.45646	.23369	.13804	.44514
Check ?	Chk Pass	Chk Pass	Chk Pass	Chk Pass
Value	69.725%	83.428%	86.844%	95.383%
Range				

PDF created with pdfFactory Pro trial version www.pdffactory.com

Sample Name: 240-67661-b-3-a Acquired: 8/2/2016 0:57:20 Type: Unk
Method: ICP I9 Method 200.7-6010(v140) Mode: CONC Corr. Factor: 1.000000
User: analyst Custom ID1: Custom ID2: Custom ID3:
Comment:

Elem	Ag3280	Al3082	As1890	B_1826	Ba4554	Be3130
IS Ref	(Y_3600)	(Y_3710)	(Y_2243)	(Y_2243)	(Y_3710)	(Y_3710)
Units	ppb	ppb	ppb	ppb	ppb	ppb
Avg	1.3449	-5.7361	-12.719	4530.4	140.00	.01309
Stddev	.8032	17.851	.943	64.5	.88	.02093
%RSD	59.723	311.20	7.4141	1.4237	.62574	159.86
Check ?	Chk Pass	Chk Pass	Chk Pass	Chk Pass	Chk Pass	Chk Pass
High Limit						
Low Limit						

Elem	Ca3179	Cd2288	Co2286	Cr2677	Cu3273	Fe2599
IS Ref	(Y_3710)	(Y_2243)	(In2306)	(Y_3600)	(Y_3600)	(Y_3710)
Units	ppb	ppb	ppb	ppb	ppb	ppb
Avg	19745.	1.020	2.3819	21.305	48.889	10126.
Stddev	86.	.128	.0226	.303	.210	51.
%RSD	.43390	12.59	.94753	1.4232	.43009	.50657
Check ?	Chk Pass	Chk Pass	Chk Pass	Chk Pass	Chk Pass	Chk Pass
High Limit						
Low Limit						

Elem	K_7664	Li6707	Mg2790	Mn2576	Mo2020	Na5895
IS Ref	(Y_3710)	(Y_3710)	(Y_3710)	(Y_3600)	(Y_2243)	(Y_3710)
Units	ppb	ppb	ppb	ppb	ppb	ppb
Avg	W 473480.	46.751	6535.1	259.74	F 31321.	215050.
Stddev	1252.	1.170	5.9	.93	698.	1037.
%RSD	.26448	2.5019	.09104	.35932	2.2293	.48217
Check ?	Chk Warn	Chk Pass	Chk Pass	Chk Pass	Chk Fail	Chk Pass
High Limit	450000.				10000.	
Low Limit	-500000.				-500000.	

PDF created with pdfFactory Pro trial version www.pdffactory.com

Sample Name: 240-67661-b-3-a Acquired: 8/2/2016 0:57:20 Type: Unk
Method: ICP I9 Method 200.7-6010(v140) Mode: CONC Corr. Factor: 1.000000
User: analyst Custom ID1: Custom ID2: Custom ID3:
Comment:

Elem	Ni2316	Pb2203	Sb2175	Se1960	Sn1899	Ti3372
IS Ref	(In2306)	(Y_2243)	(Y_2243)	(Y_2243)	(In2306)	(Y_3600)
Units	ppb	ppb	ppb	ppb	ppb	ppb
Avg	56.235	-8.8058	2.932	3.1292	3.2857	2.1881
Stddev	1.103	1.0232	.855	1.1017	.3593	.3593
%RSD	1.9623	11.619	29.15	35.208	10.935	16.422
Check ?	Chk Pass	Chk Pass	Chk Pass	Chk Pass	Chk Pass	Chk Pass
High Limit						
Low Limit						

Elem	Tl1908	V_2908	Zn2062	Si2516	Sr3464
IS Ref	(In2306)	(Y_3710)	(In2306)	(Y_3710)	(Y_3710)
Units	ppb	ppb	ppb	ppb	ppb
Avg	-10.098	3.1965	678.65	3605.4	77.261
Stddev	1.662	1.3697	12.77	20.5	.587
%RSD	16.460	42.850	1.8815	.56936	.75993
Check ?	Chk Pass	Chk Pass	Chk Pass	Chk Pass	Chk Pass
High Limit					
Low Limit					

Int. Std.	In2306	Y_2243	Y_3600	Y_3710
Units	Cts/S	Cts/S	Cts/S	Cts/S
Avg	4690.0	3482.7	48483.	6707.3
Stddev	13.0	9.2	242.	19.1
%RSD	.27757	.26280	.49912	.28483
Check ?	Chk Pass	Chk Pass	Chk Pass	Chk Pass
Value	79.190%	94.509%	93.370%	98.883%
Range				

PDF created with pdfFactory Pro trial version www.pdffactory.com

Sample Name: 240-67661-b-4-a Acquired: 8/2/2016 1:01:26 Type: Unk
Method: ICP I9 Method 200.7-6010(v140) Mode: CONC Corr. Factor: 1.000000
User: analyst Custom ID1: Custom ID2: Custom ID3:
Comment:

Elem	Ag3280	Al3082	As1890	B_1826	Ba4554	Be3130
IS Ref	(Y_3600)	(Y_3710)	(Y_2243)	(Y_2243)	(Y_3710)	(Y_3710)
Units	ppb	ppb	ppb	ppb	ppb	ppb
Avg	1.4226	-118.12	-13.545	4839.8	57.964	.00335
Stddev	.3367	18.46	1.602	17.5	.588	.05069
%RSD	23.672	15.625	11.827	.36092	1.0141	1512.7
Check ?	Chk Pass	Chk Pass	Chk Pass	Chk Pass	Chk Pass	Chk Pass
High Limit						
Low Limit						

Elem	Ca3179	Cd2288	Co2286	Cr2677	Cu3273	Fe2599
IS Ref	(Y_3710)	(Y_2243)	(In2306)	(Y_3600)	(Y_3600)	(Y_3710)
Units	ppb	ppb	ppb	ppb	ppb	ppb
Avg	16462.	1.013	2.1077	17.802	36.118	4761.0
Stddev	75.	.027	.2723	.173	.192	19.9
%RSD	.45835	2.669	12.921	.96958	.53241	.41701
Check ?	Chk Pass	Chk Pass	Chk Pass	Chk Pass	Chk Pass	Chk Pass
High Limit						
Low Limit						

Elem	K_7664	Li6707	Mg2790	Mn2576	Mo2020	Na5895
IS Ref	(Y_3710)	(Y_3710)	(Y_3710)	(Y_3600)	(Y_2243)	(Y_3710)
Units	ppb	ppb	ppb	ppb	ppb	ppb
Avg	W 457550.	42.659	6372.1	189.30	F 31245.	214260.
Stddev	1666.	1.285	29.4	.45	226.	2159.
%RSD	.36411	3.0110	.46091	.23748	.72329	1.0075
Check ?	Chk Warn	Chk Pass	Chk Pass	Chk Pass	Chk Fail	Chk Pass
High Limit	450000.				10000.	
Low Limit	-500000.				-500000.	

PDF created with pdfFactory Pro trial version www.pdffactory.com

Sample Name: 240-67661-b-4-a Acquired: 8/2/2016 1:01:26 Type: Unk
Method: ICP I9 Method 200.7-6010(v140) Mode: CONC Corr. Factor: 1.000000
User: analyst Custom ID1: Custom ID2: Custom ID3:
Comment:

Elem	Ni2316	Pb2203	Sb2175	Se1960	Sn1899	Ti3372
IS Ref	(In2306)	(Y_2243)	(Y_2243)	(Y_2243)	(In2306)	(Y_3600)
Units	ppb	ppb	ppb	ppb	ppb	ppb
Avg	49.839	-8.7987	2.810	3.8806	2.1048	.56155
Stddev	.664	.6901	2.445	2.1397	.0788	.10828
%RSD	1.3321	7.8432	87.02	55.138	3.7423	19.282
Check ?	Chk Pass	Chk Pass	Chk Pass	Chk Pass	Chk Pass	Chk Pass
High Limit						
Low Limit						

Elem	Tl1908	V_2908	Zn2062	Si2516	Sr3464
IS Ref	(In2306)	(Y_3710)	(In2306)	(Y_3710)	(Y_3710)
Units	ppb	ppb	ppb	ppb	ppb
Avg	-10.649	2.7940	410.59	3605.8	50.982
Stddev	1.073	1.1980	4.05	30.1	1.973
%RSD	10.073	42.878	.98601	.83472	3.8690
Check ?	Chk Pass	Chk Pass	Chk Pass	Chk Pass	Chk Pass
High Limit					
Low Limit					

Int. Std.	In2306	Y_2243	Y_3600	Y_3710
Units	Cts/S	Cts/S	Cts/S	Cts/S
Avg	4685.8	3468.6	48429.	6695.1
Stddev	13.2	8.0	137.	18.4
%RSD	.28175	.23180	.28190	.27469
Check ?	Chk Pass	Chk Pass	Chk Pass	Chk Pass
Value	79.119%	94.126%	93.265%	98.703%
Range				

PDF created with pdfFactory Pro trial version www.pdffactory.com

Sample Name: 240-67666-a-1-a Acquired: 8/2/2016 1:05:30 Type: Unk
Method: ICP I9 Method 200.7-6010(v140) Mode: CONC Corr. Factor: 1.000000
User: analyst Custom ID1: Custom ID2: Custom ID3:
Comment:

Elem	Ag3280	Al3082	As1890	B_1826	Ba4554	Be3130	Ca3179	Cd2288
IS Ref	(Y_3600)	(Y_3710)	(Y_2243)	(Y_2243)	(Y_3710)	(Y_3710)	(Y_3710)	(Y_2243)
Units	ppb	ppb	ppb	ppb	ppb	ppb	ppb	ppb
Avg	-.26421	4690.4	6.3758	54.868	64.643	.17003	38992.	.1676
Stddev	.35590	41.5	.9671	.588	.358	.08011	183.	.1093
%RSD	134.70	.88449	15.169	1.0710	.55424	47.114	.46827	65.20
Check ?	Chk Pass	Chk Pass	Chk Pass	Chk Pass	Chk Pass	Chk Pass	Chk Pass	Chk Pass
High Limit								
Low Limit								

Elem	Co2286	Cr2677	Cu3273	Fe2599	K_7664	Li6707	Mg2790	Mn2576
IS Ref	(In2306)	(Y_3600)	(Y_3600)	(Y_3710)	(Y_3710)	(Y_3710)	(Y_3710)	(Y_3600)
Units	ppb	ppb	ppb	ppb	ppb	ppb	ppb	ppb
Avg	1.9457	10.400	24.069	6961.5	5151.4	25.116	6633.6	154.93
Stddev	.0943	.148	.610	10.7	80.9	1.705	63.0	.32
%RSD	4.8465	1.4189	2.5359	.15389	1.5714	6.7886	.95011	.20465
Check ?	Chk Pass	Chk Pass	Chk Pass	Chk Pass	Chk Pass	Chk Pass	Chk Pass	Chk Pass
High Limit								
Low Limit								

Elem	Mo2020	Na5895	Ni2316	Pb2203	Sb2175	Se1960	Sn1899	Ti3372
IS Ref	(Y_2243)	(Y_3710)	(In2306)	(Y_2243)	(Y_2243)	(Y_2243)	(In2306)	(Y_3600)
Units	ppb	ppb	ppb	ppb	ppb	ppb	ppb	ppb
Avg	49.902	7749.6	9.4234	11.982	1.714	3.2863	.21970	95.110
Stddev	.657	59.1	.4171	1.046	1.128	1.2243	.37760	.621
%RSD	1.3171	.76231	4.4265	8.7324	65.80	37.253	171.87	.65322
Check ?	Chk Pass	Chk Pass	Chk Pass	Chk Pass	Chk Pass	Chk Pass	Chk Pass	Chk Pass
High Limit								
Low Limit								

PDF created with pdfFactory Pro trial version www.pdffactory.com

Sample Name: 240-67666-a-1-a Acquired: 8/2/2016 1:05:30 Type: Unk
Method: ICP I9 Method 200.7-6010(v140) Mode: CONC Corr. Factor: 1.000000
User: analyst Custom ID1: Custom ID2: Custom ID3:
Comment:

Elem	Tl1908	V_2908	Zn2062	Si2516	Sr3464
IS Ref	(In2306)	(Y_3710)	(In2306)	(Y_3710)	(Y_3710)
Units	ppb	ppb	ppb	ppb	ppb
Avg	2.0647	11.813	104.04	8737.0	179.91
Stddev	.4530	2.426	.37	81.3	2.90
%RSD	21.942	20.539	.35663	.93101	1.6107
Check ?	Chk Pass	Chk Pass	Chk Pass	Chk Pass	Chk Pass
High Limit					
Low Limit					

Int. Std.	In2306	Y_2243	Y_3600	Y_3710
Units	Cts/S	Cts/S	Cts/S	Cts/S
Avg	5947.9	3804.9	52780.	6795.0
Stddev	32.5	17.3	52.	33.9
%RSD	.54636	.45353	.09853	.49934
Check ?	Chk Pass	Chk Pass	Chk Pass	Chk Pass
Value	100.43%	103.25%	101.64%	100.18%
Range				

PDF created with pdfFactory Pro trial version www.pdffactory.com

Sample Name: 240-67666-a-2-a Acquired: 8/2/2016 1:09:31 Type: Unk
Method: ICP I9 Method 200.7-6010(v140) Mode: CONC Corr. Factor: 1.000000
User: analyst Custom ID1: Custom ID2: Custom ID3:
Comment:

Elem	Ag3280	Al3082	As1890	B_1826	Ba4554	Be3130	Ca3179	Cd2288
IS Ref	(Y_3600)	(Y_3710)	(Y_2243)	(Y_2243)	(Y_3710)	(Y_3710)	(Y_3710)	(Y_2243)
Units	ppb	ppb	ppb	ppb	ppb	ppb	ppb	ppb
Avg	.18578	4024.2	6.7859	51.523	50.495	.32554	15954.	.6501
Stddev	.32803	20.4	.8306	.513	.169	.13822	94.	.1061
%RSD	176.57	.50752	12.241	.99527	.33541	42.459	.59151	16.32
Check ?	Chk Pass	Chk Pass	Chk Pass	Chk Pass	Chk Pass	Chk Pass	Chk Pass	Chk Pass
High Limit								
Low Limit								

Elem	Co2286	Cr2677	Cu3273	Fe2599	K_7664	Li6707	Mg2790	Mn2576
IS Ref	(In2306)	(Y_3600)	(Y_3600)	(Y_3710)	(Y_3710)	(Y_3710)	(Y_3710)	(Y_3600)
Units	ppb	ppb	ppb	ppb	ppb	ppb	ppb	ppb
Avg	1.1613	11.618	29.486	5107.9	2289.6	20.430	2665.4	81.259
Stddev	.0260	.189	.211	10.9	8.5	.721	15.8	.291
%RSD	2.2393	1.6266	.71394	.21297	.36985	3.5292	.59273	.35857
Check ?	Chk Pass	Chk Pass	Chk Pass	Chk Pass	Chk Pass	Chk Pass	Chk Pass	Chk Pass
High Limit								
Low Limit								

Elem	Mo2020	Na5895	Ni2316	Pb2203	Sb2175	Se1960	Sn1899	Ti3372
IS Ref	(Y_2243)	(Y_3710)	(In2306)	(Y_2243)	(Y_2243)	(Y_2243)	(In2306)	(Y_3600)
Units	ppb	ppb	ppb	ppb	ppb	ppb	ppb	ppb
Avg	11.704	4882.2	9.3294	25.630	-.9041	1.8247	.83604	131.04
Stddev	1.015	24.9	.3515	.779	1.070	.6722	.20627	.56
%RSD	8.6693	.51079	3.7681	3.0403	118.4	36.840	24.673	.42567
Check ?	Chk Pass	Chk Pass	Chk Pass	Chk Pass	Chk Pass	Chk Pass	Chk Pass	Chk Pass
High Limit								
Low Limit								

PDF created with pdfFactory Pro trial version www.pdffactory.com

Sample Name: 240-67666-a-2-a Acquired: 8/2/2016 1:09:31 Type: Unk
Method: ICP I9 Method 200.7-6010(v140) Mode: CONC Corr. Factor: 1.000000
User: analyst Custom ID1: Custom ID2: Custom ID3:
Comment:

Elem	Tl1908	V_2908	Zn2062	Si2516	Sr3464
IS Ref	(In2306)	(Y_3710)	(In2306)	(Y_3710)	(Y_3710)
Units	ppb	ppb	ppb	ppb	ppb
Avg	2.9459	10.049	100.50	6403.8	136.55
Stddev	.9114	.860	.71	45.9	1.22
%RSD	30.937	8.5608	.70407	.71619	.89423
Check ?	Chk Pass	Chk Pass	Chk Pass	Chk Pass	Chk Pass
High Limit					
Low Limit					

Int. Std.	In2306	Y_2243	Y_3600	Y_3710
Units	Cts/S	Cts/S	Cts/S	Cts/S
Avg	6023.5	3812.1	52983.	6764.9
Stddev	7.4	8.0	70.	45.9
%RSD	.12283	.21104	.13189	.67922
Check ?	Chk Pass	Chk Pass	Chk Pass	Chk Pass
Value	101.71%	103.45%	102.04%	99.732%
Range				

PDF created with pdfFactory Pro trial version www.pdffactory.com

Sample Name: 240-67666-a-3-a Acquired: 8/2/2016 1:13:33 Type: Unk
Method: ICP I9 Method 200.7-6010(v140) Mode: CONC Corr. Factor: 1.000000
User: analyst Custom ID1: Custom ID2: Custom ID3:
Comment:

Elem	Ag3280	Al3082	As1890	B_1826	Ba4554	Be3130	Ca3179	Cd2288
IS Ref	(Y_3600)	(Y_3710)	(Y_2243)	(Y_2243)	(Y_3710)	(Y_3710)	(Y_3710)	(Y_2243)
Units	ppb	ppb	ppb	ppb	ppb	ppb	ppb	ppb
Avg	.05939	141.08	1.5432	203.67	58.474	.00159	75707.	.1612
Stddev	.13162	1.93	.7254	.88	.419	.06816	260.	.1983
%RSD	221.63	1.3649	47.006	.43146	.71717	4277.0	.34310	123.0
Check ?	Chk Pass	Chk Pass	Chk Pass	Chk Pass	Chk Pass	Chk Pass	Chk Pass	Chk Pass
High Limit								
Low Limit								

Elem	Co2286	Cr2677	Cu3273	Fe2599	K_7664	Li6707	Mg2790	Mn2576
IS Ref	(In2306)	(Y_3600)	(Y_3600)	(Y_3710)	(Y_3710)	(Y_3710)	(Y_3710)	(Y_3600)
Units	ppb	ppb	ppb	ppb	ppb	ppb	ppb	ppb
Avg	-.24790	3.9061	2.4946	204.07	5129.5	32.416	15697.	6.1843
Stddev	.37776	.1843	.6377	2.29	15.8	.655	78.	.0326
%RSD	152.38	4.7187	25.562	1.1219	.30890	2.0195	.49700	.52776
Check ?	Chk Pass	Chk Pass	Chk Pass	Chk Pass	Chk Pass	Chk Pass	Chk Pass	Chk Pass
High Limit								
Low Limit								

Elem	Mo2020	Na5895	Ni2316	Pb2203	Sb2175	Se1960	Sn1899	Ti3372
IS Ref	(Y_2243)	(Y_3710)	(In2306)	(Y_2243)	(Y_2243)	(Y_2243)	(In2306)	(Y_3600)
Units	ppb	ppb	ppb	ppb	ppb	ppb	ppb	ppb
Avg	8.0748	43853.	.76147	.21035	1.533	1.1390	-.33341	3.5203
Stddev	.6805	38.	.41744	1.8994	1.692	1.7104	.66310	.1759
%RSD	8.4279	.08722	54.820	903.00	110.3	150.17	198.88	4.9962
Check ?	Chk Pass	Chk Pass	Chk Pass	Chk Pass	Chk Pass	Chk Pass	Chk Pass	Chk Pass
High Limit								
Low Limit								

PDF created with pdfFactory Pro trial version www.pdffactory.com

Sample Name: 240-67666-a-3-a Acquired: 8/2/2016 1:13:33 Type: Unk
Method: ICP I9 Method 200.7-6010(v140) Mode: CONC Corr. Factor: 1.000000
User: analyst Custom ID1: Custom ID2: Custom ID3:
Comment:

Elem	Tl1908	V_2908	Zn2062	Si2516	Sr3464
IS Ref	(In2306)	(Y_3710)	(In2306)	(Y_3710)	(Y_3710)
Units	ppb	ppb	ppb	ppb	ppb
Avg	1.6495	1.5208	6.5578	10325.	517.32
Stddev	.4356	.6364	.0911	125.	5.86
%RSD	26.410	41.845	1.3900	1.2104	1.1328
Check ?	Chk Pass	Chk Pass	Chk Pass	Chk Pass	Chk Pass
High Limit					
Low Limit					

Int. Std.	In2306	Y_2243	Y_3600	Y_3710
Units	Cts/S	Cts/S	Cts/S	Cts/S
Avg	5712.0	3682.3	51023.	6693.4
Stddev	13.3	5.2	39.	24.2
%RSD	.23240	.14156	.07628	.36219
Check ?	Chk Pass	Chk Pass	Chk Pass	Chk Pass
Value	96.447%	99.925%	98.262%	98.679%
Range				

PDF created with pdfFactory Pro trial version www.pdffactory.com

Sample Name: 240-67666-a-4-a Acquired: 8/2/2016 1:17:35 Type: Unk
Method: ICP I9 Method 200.7-6010(v140) Mode: CONC Corr. Factor: 1.000000
User: analyst Custom ID1: Custom ID2: Custom ID3:
Comment:

Elem	Ag3280	Al3082	As1890	B_1826	Ba4554	Be3130	Ca3179	Cd2288
IS Ref	(Y_3600)	(Y_3710)	(Y_2243)	(Y_2243)	(Y_3710)	(Y_3710)	(Y_3710)	(Y_2243)
Units	ppb	ppb	ppb	ppb	ppb	ppb	ppb	ppb
Avg	.23092	16435.	22.919	154.99	191.53	1.4024	49799.	1.821
Stddev	.19516	32.	.513	.79	.06	.0808	79.	.053
%RSD	84.515	.19561	2.2396	.50736	.03200	5.7606	.15883	2.914
Check ?	Chk Pass	Chk Pass	Chk Pass	Chk Pass	Chk Pass	Chk Pass	Chk Pass	Chk Pass
High Limit								
Low Limit								

Elem	Co2286	Cr2677	Cu3273	Fe2599	K_7664	Li6707	Mg2790	Mn2576
IS Ref	(In2306)	(Y_3600)	(Y_3600)	(Y_3710)	(Y_3710)	(Y_3710)	(Y_3710)	(Y_3600)
Units	ppb	ppb	ppb	ppb	ppb	ppb	ppb	ppb
Avg	6.4345	53.093	109.78	23263.	4676.4	35.274	10355.	322.47
Stddev	.2032	.194	.88	16.	28.5	.638	26.	.45
%RSD	3.1575	.36559	.80120	.06964	.60955	1.8074	.25483	.13942
Check ?	Chk Pass	Chk Pass	Chk Pass	Chk Pass	Chk Pass	Chk Pass	Chk Pass	Chk Pass
High Limit								
Low Limit								

Elem	Mo2020	Na5895	Ni2316	Pb2203	Sb2175	Se1960	Sn1899	Ti3372
IS Ref	(Y_2243)	(Y_3710)	(In2306)	(Y_2243)	(Y_2243)	(Y_2243)	(In2306)	(Y_3600)
Units	ppb	ppb	ppb	ppb	ppb	ppb	ppb	ppb
Avg	10.430	21060.	39.536	140.49	4.582	7.9219	4.1878	499.47
Stddev	.287	31.	.269	1.37	3.041	2.0897	.4427	.16
%RSD	2.7557	.14943	.68050	.97789	66.37	26.379	10.571	.03197
Check ?	Chk Pass	Chk Pass	Chk Pass	Chk Pass	Chk Pass	Chk Pass	Chk Pass	Chk Pass
High Limit								
Low Limit								

PDF created with pdfFactory Pro trial version www.pdffactory.com

Sample Name: 240-67666-a-4-a Acquired: 8/2/2016 1:17:35 Type: Unk
Method: ICP I9 Method 200.7-6010(v140) Mode: CONC Corr. Factor: 1.000000
User: analyst Custom ID1: Custom ID2: Custom ID3:
Comment:

Elem	Tl1908	V_2908	Zn2062	Si2516	Sr3464
IS Ref	(In2306)	(Y_3710)	(In2306)	(Y_3710)	(Y_3710)
Units	ppb	ppb	ppb	ppb	ppb
Avg	4.3712	36.933	439.66	26544.	335.62
Stddev	.2633	.894	2.17	55.	2.87
%RSD	6.0246	2.4207	.49296	.20852	.85552
Check ?	Chk Pass	Chk Pass	Chk Pass	Chk Pass	Chk Pass
High Limit					
Low Limit					

Int. Std.	In2306	Y_2243	Y_3600	Y_3710
Units	Cts/S	Cts/S	Cts/S	Cts/S
Avg	5811.2	3800.0	52722.	6897.2
Stddev	10.6	5.8	176.	20.9
%RSD	.18181	.15139	.33429	.30297
Check ?	Chk Pass	Chk Pass	Chk Pass	Chk Pass
Value	98.122%	103.12%	101.53%	101.68%
Range				

PDF created with pdfFactory Pro trial version www.pdffactory.com

Sample Name: 240-67674-a-1-a Acquired: 8/2/2016 1:21:32 Type: Unk
Method: ICP I9 Method 200.7-6010(v140) Mode: CONC Corr. Factor: 1.000000
User: analyst Custom ID1: Custom ID2: Custom ID3:
Comment:

Elem	Ag3280	Al3082	As1890	B_1826	Ba4554	Be3130	Ca3179
IS Ref	(Y_3600)	(Y_3710)	(Y_2243)	(Y_2243)	(Y_3710)	(Y_3710)	(Y_3710)
Units	ppb	ppb	ppb	ppb	ppb	ppb	ppb
Avg	.03751	6.3928	3.0223	341.28	77.896	.01359	137130.
Stddev	.05744	17.825	.4841	3.44	.416	.01473	635.
%RSD	153.12	278.82	16.018	1.0094	.53417	108.40	.46314
Check ?	Chk Pass	Chk Pass	Chk Pass	Chk Pass	Chk Pass	Chk Pass	Chk Pass
High Limit							
Low Limit							

Elem	Cd2288	Co2286	Cr2677	Cu3273	Fe2599	K_7664	Li6707
IS Ref	(Y_2243)	(In2306)	(Y_3600)	(Y_3600)	(Y_3710)	(Y_3710)	(Y_3710)
Units	ppb	ppb	ppb	ppb	ppb	ppb	ppb
Avg	.1069	.27301	.85138	2.0386	27.253	10779.	38.261
Stddev	.0212	.07030	.33281	.2927	.983	26.	2.123
%RSD	19.86	25.750	39.091	14.358	3.6052	.23765	5.5487
Check ?	Chk Pass	Chk Pass	Chk Pass	Chk Pass	Chk Pass	Chk Pass	Chk Pass
High Limit							
Low Limit							

Elem	Mg2790	Mn2576	Mo2020	Na5895	Ni2316	Pb2203	Sb2175
IS Ref	(Y_3710)	(Y_3600)	(Y_2243)	(Y_3710)	(In2306)	(Y_2243)	(Y_2243)
Units	ppb	ppb	ppb	ppb	ppb	ppb	ppb
Avg	43896.	175.67	3.0155	237090.	3.0361	1.3917	-1.868
Stddev	77.	.64	.2623	1932.	.3287	.8018	.552
%RSD	.17475	.36406	8.6977	.81487	10.827	57.609	29.52
Check ?	Chk Pass	Chk Pass	Chk Pass	Chk Pass	Chk Pass	Chk Pass	Chk Pass
High Limit							
Low Limit							

PDF created with pdfFactory Pro trial version www.pdffactory.com

Sample Name: 240-67674-a-1-a Acquired: 8/2/2016 1:21:32 Type: Unk
Method: ICP I9 Method 200.7-6010(v140) Mode: CONC Corr. Factor: 1.000000
User: analyst Custom ID1: Custom ID2: Custom ID3:
Comment:

Elem	Se1960	Sn1899	Ti3372	Tl1908	V_2908	Zn2062	Si2516
IS Ref	(Y_2243)	(In2306)	(Y_3600)	(In2306)	(Y_3710)	(In2306)	(Y_3710)
Units	ppb	ppb	ppb	ppb	ppb	ppb	ppb
Avg	-1.2930	.45853	.05219	3.4727	1.3650	45.823	5655.5
Stddev	1.1697	.84818	.20107	.2495	1.1568	.636	24.9
%RSD	90.461	184.98	385.23	7.1857	84.747	1.3888	.44079
Check ?	Chk Pass	Chk Pass	Chk Pass	Chk Pass	Chk Pass	Chk Pass	Chk Pass
High Limit							
Low Limit							

Elem	Sr3464
IS Ref	(Y_3710)
Units	ppb
Avg	574.91
Stddev	9.57
%RSD	1.6643
Check ?	Chk Pass
High Limit	
Low Limit	

Int. Std.	In2306	Y_2243	Y_3600	Y_3710
Units	Cts/S	Cts/S	Cts/S	Cts/S
Avg	5311.7	3554.8	48658.	6593.3
Stddev	4.5	10.4	170.	14.0
%RSD	.08408	.29270	.34955	.21309
Check ?	Chk Pass	Chk Pass	Chk Pass	Chk Pass
Value	89.687%	96.464%	93.706%	97.203%
Range				

PDF created with pdfFactory Pro trial version www.pdffactory.com

Sample Name: 240-67695-b-2-a Acquired: 8/2/2016 1:25:42 Type: Unk
Method: ICP I9 Method 200.7-6010(v140) Mode: CONC Corr. Factor: 1.000000
User: analyst Custom ID1: Custom ID2: Custom ID3:
Comment:

Elem	Ag3280	Al3082	As1890	B_1826	Ba4554	Be3130	Ca3179
IS Ref	(Y_3600)	(Y_3710)	(Y_2243)	(Y_2243)	(Y_3710)	(Y_3710)	(Y_3710)
Units	ppb	ppb	ppb	ppb	ppb	ppb	ppb
Avg	-.10755	56.902	4.5816	87.442	8.5386	.01186	11214.
Stddev	.07315	6.473	1.1677	.795	.2075	.12548	22.
%RSD	68.019	11.376	25.486	.90912	2.4297	1058.2	.19783
Check ?	Chk Pass	Chk Pass	Chk Pass	Chk Pass	Chk Pass	Chk Pass	Chk Pass
High Limit							
Low Limit							

Elem	Cd2288	Co2286	Cr2677	Cu3273	Fe2599	K_7664	Li6707
IS Ref	(Y_2243)	(In2306)	(Y_3600)	(Y_3600)	(Y_3710)	(Y_3710)	(Y_3710)
Units	ppb	ppb	ppb	ppb	ppb	ppb	ppb
Avg	.0470	-.14021	1.2911	8.7094	65.209	80809.	25.287
Stddev	.0825	.08975	.2520	.3299	2.558	168.	.972
%RSD	175.4	64.007	19.516	3.7880	3.9222	.20778	3.8425
Check ?	Chk Pass	Chk Pass	Chk Pass	Chk Pass	Chk Pass	Chk Pass	Chk Pass
High Limit							
Low Limit							

Elem	Mg2790	Mn2576	Mo2020	Na5895	Ni2316	Pb2203	Sb2175
IS Ref	(Y_3710)	(Y_3600)	(Y_2243)	(Y_3710)	(In2306)	(Y_2243)	(Y_2243)
Units	ppb	ppb	ppb	ppb	ppb	ppb	ppb
Avg	4666.4	128.60	4.9629	150720.	710.00	.03017	2.457
Stddev	7.5	.26	.1876	357.	3.53	1.5357	2.594
%RSD	.16042	.20592	3.7801	.23689	.49751	5090.6	105.6
Check ?	Chk Pass	Chk Pass	Chk Pass	Chk Pass	Chk Pass	Chk Pass	Chk Pass
High Limit							
Low Limit							

PDF created with pdfFactory Pro trial version www.pdffactory.com

Sample Name: 240-67695-b-2-a Acquired: 8/2/2016 1:25:42 Type: Unk
Method: ICP I9 Method 200.7-6010(v140) Mode: CONC Corr. Factor: 1.000000
User: analyst Custom ID1: Custom ID2: Custom ID3:
Comment:

Elem	Se1960	Sn1899	Ti3372	Tl1908	V_2908	Zn2062	Si2516
IS Ref	(Y_2243)	(In2306)	(Y_3600)	(In2306)	(Y_3710)	(In2306)	(Y_3710)
Units	ppb	ppb	ppb	ppb	ppb	ppb	ppb
Avg	.85591	12.889	1.2135	1.3912	-1.3731	198.94	10779.
Stddev	1.5034	.150	.1354	.3046	1.7561	1.74	20.
%RSD	175.65	1.1652	11.155	21.897	127.89	.87277	.18782
Check ?	Chk Pass	Chk Pass	Chk Pass	Chk Pass	Chk Pass	Chk Pass	Chk Pass
High Limit							
Low Limit							

Elem	Sr3464
IS Ref	(Y_3710)
Units	ppb
Avg	28.096
Stddev	4.723
%RSD	16.809
Check ?	Chk Pass
High Limit	
Low Limit	

Int. Std.	In2306	Y_2243	Y_3600	Y_3710
Units	Cts/S	Cts/S	Cts/S	Cts/S
Avg	5595.4	3701.7	50942.	6832.8
Stddev	7.1	6.0	144.	9.2
%RSD	.12741	.16143	.28306	.13477
Check ?	Chk Pass	Chk Pass	Chk Pass	Chk Pass
Value	94.477%	100.45%	98.105%	100.73%
Range				

PDF created with pdfFactory Pro trial version www.pdffactory.com

Sample Name: CCV-2632473 Acquired: 8/2/2016 1:29:44 Type: QC
Method: ICP I9 Method 200.7-6010(v140) Mode: CONC Corr. Factor: 1.000000
User: analyst Custom ID1: Custom ID2: Custom ID3:
Comment:

Elem	Ag3280	Al3082	As1890	B_1826	Ba4554	Be3130	Ca3179
IS Ref	(Y_3600)	(Y_3710)	(Y_2243)	(Y_2243)	(Y_3710)	(Y_3710)	(Y_3710)
Units	ppb	ppb	ppb	ppb	ppb	ppb	ppb
Avg	1070.8	26971.	518.99	5386.9	2086.0	2160.5	F 55649.
Stddev	4.6	25.	3.01	21.3	3.3	1.2	65.
%RSD	.42986	.09403	.58060	.39464	.15927	.05520	.11693
Check ?	Chk Pass	Chk Pass	Chk Pass	Chk Pass	Chk Pass	Chk Pass	Chk Fail
Value							50000.
Range							10.500%

Elem	Cd2288	Co2286	Cr2677	Cu3273	Fe2599	K_7664	Li6707
IS Ref	(Y_2243)	(In2306)	(Y_3600)	(Y_3600)	(Y_3710)	(Y_3710)	(Y_3710)
Units	ppb	ppb	ppb	ppb	ppb	ppb	ppb
Avg	526.8	2080.7	2039.5	2069.6	27118.	52889.	5153.7
Stddev	1.8	8.7	7.0	10.4	71.	97.	13.5
%RSD	.3506	.41778	.34371	.50427	.26088	.18318	.26191
Check ?	Chk Pass	Chk Pass	Chk Pass	Chk Pass	Chk Pass	Chk Pass	Chk Pass
Value							
Range							

Elem	Mg2790	Mn2576	Mo2020	Na5895	Ni2316	Pb2203	Sb2175
IS Ref	(Y_3710)	(Y_3600)	(Y_2243)	(Y_3710)	(In2306)	(Y_2243)	(Y_2243)
Units	ppb	ppb	ppb	ppb	ppb	ppb	ppb
Avg	53845.	2044.4	2103.6	51999.	2097.8	502.62	533.3
Stddev	37.	9.3	12.9	116.	7.7	4.54	4.1
%RSD	.06876	.45265	.61255	.22311	.36880	.90381	.7734
Check ?	Chk Pass	Chk Pass	Chk Pass	Chk Pass	Chk Pass	Chk Pass	Chk Pass
Value							
Range							

PDF created with pdfFactory Pro trial version www.pdffactory.com

Sample Name: CCV-2632473 Acquired: 8/2/2016 1:29:44 Type: QC
Method: ICP I9 Method 200.7-6010(v140) Mode: CONC Corr. Factor: 1.000000
User: analyst Custom ID1: Custom ID2: Custom ID3:
Comment:

Elem	Se1960	Sn1899	Ti3372	Tl1908	V_2908	Zn2062	Si2516
IS Ref	(Y_2243)	(In2306)	(Y_3600)	(In2306)	(Y_3710)	(In2306)	(Y_3710)
Units	ppb	ppb	ppb	ppb	ppb	ppb	ppb
Avg	530.67	5367.8	5276.6	1049.1	2131.9	2153.0	F 5605.9
Stddev	1.02	20.7	4.5	4.9	4.8	7.1	37.2
%RSD	.19260	.38553	.08437	.46766	.22504	.33064	.66426
Check ?	Chk Pass	Chk Pass	Chk Pass	Chk Pass	Chk Pass	Chk Pass	Chk Fail
Value							5000.0
Range							10.500%

Elem	Sr3464
IS Ref	(Y_3710)
Units	ppb
Avg	5322.7
Stddev	15.8
%RSD	.29768
Check ?	Chk Pass
Value	
Range	

Int. Std.	In2306	Y_2243	Y_3600	Y_3710
Units	Cts/S	Cts/S	Cts/S	Cts/S
Avg	5403.5	3627.3	49621.	6487.6
Stddev	4.1	1.2	206.	13.0
%RSD	.07626	.03409	.41571	.19968

PDF created with pdfFactory Pro trial version www.pdffactory.com

Sample Name: CCB Acquired: 8/2/2016 1:33:33 Type: QC
Method: ICP I9 Method 200.7-6010(v140) Mode: CONC Corr. Factor: 1.000000
User: analyst Custom ID1: Custom ID2: Custom ID3:
Comment:

Elem	Ag3280	Al3082	As1890	B_1826	Ba4554	Be3130	Ca3179	Cd2288
IS Ref	(Y_3600)	(Y_3710)	(Y_2243)	(Y_2243)	(Y_3710)	(Y_3710)	(Y_3710)	(Y_2243)
Units	ppb	ppb	ppb	ppb	ppb	ppb	ppb	ppb
Avg	.09779	.85165	1.1827	12.691	.07996	-.02079	13.956	.0796
Stddev	.43233	17.260	1.8908	.548	.11949	.05393	8.762	.0686
%RSD	442.11	2026.6	159.88	4.3181	149.44	259.44	62.786	86.15
Check ?	Chk Pass	Chk Pass	Chk Pass	Chk Pass	Chk Pass	Chk Pass	Chk Pass	Chk Pass
High Limit								
Low Limit								

Elem	Co2286	Cr2677	Cu3273	Fe2599	K_7664	Li6707	Mg2790	Mn2576
IS Ref	(In2306)	(Y_3600)	(Y_3600)	(Y_3710)	(Y_3710)	(Y_3710)	(Y_3710)	(Y_3600)
Units	ppb	ppb	ppb	ppb	ppb	ppb	ppb	ppb
Avg	-.18398	-.05682	.75779	.49178	527.71	15.652	-9.9949	.04626
Stddev	.09586	.46521	.19144	.60604	8.76	1.412	16.285	.06255
%RSD	52.102	818.73	25.264	123.23	1.6592	9.0181	162.94	135.21
Check ?	Chk Pass	Chk Pass	Chk Pass	Chk Pass	Chk Pass	Chk Pass	Chk Pass	Chk Pass
High Limit								
Low Limit								

Elem	Mo2020	Na5895	Ni2316	Pb2203	Sb2175	Se1960	Sn1899	Ti3372
IS Ref	(Y_2243)	(Y_3710)	(In2306)	(Y_2243)	(Y_2243)	(Y_2243)	(In2306)	(Y_3600)
Units	ppb	ppb	ppb	ppb	ppb	ppb	ppb	ppb
Avg	3.7663	495.05	-.41945	.27855	.4062	.57725	.35466	1.3081
Stddev	.1197	8.60	.20798	1.3162	1.147	1.0389	.39597	.2032
%RSD	3.1790	1.7372	49.584	472.51	282.4	179.97	111.65	15.530
Check ?	Chk Pass	Chk Pass	Chk Pass	Chk Pass	Chk Pass	Chk Pass	Chk Pass	Chk Pass
High Limit								
Low Limit								

PDF created with pdfFactory Pro trial version www.pdffactory.com

Sample Name: CCB Acquired: 8/2/2016 1:33:33 Type: QC
Method: ICP I9 Method 200.7-6010(v140) Mode: CONC Corr. Factor: 1.000000
User: analyst Custom ID1: Custom ID2: Custom ID3:
Comment:

Elem	Tl1908	V_2908	Zn2062	Si2516	Sr3464
IS Ref	(In2306)	(Y_3710)	(In2306)	(Y_3710)	(Y_3710)
Units	ppb	ppb	ppb	ppb	ppb
Avg	1.2404	1.5915	-.25736	-46.553	.67195
Stddev	.3909	3.2531	.04071	7.805	3.5338
%RSD	31.512	204.41	15.819	16.765	525.90
Check ?	Chk Pass	Chk Pass	Chk Pass	Chk Pass	Chk Pass
High Limit					
Low Limit					

Int. Std.	In2306	Y_2243	Y_3600	Y_3710
Units	Cts/S	Cts/S	Cts/S	Cts/S
Avg	6093.5	3777.1	52768.	6602.7
Stddev	9.5	5.3	119.	21.8
%RSD	.15560	.14042	.22533	.33039

PDF created with pdfFactory Pro trial version www.pdffactory.com

Sample Name: CCV-2632473 Acquired: 8/2/2016 1:37:42 Type: QC
Method: ICP I9 Method 200.7-6010(v140) Mode: CONC Corr. Factor: 1.000000
User: analyst Custom ID1: Custom ID2: Custom ID3:
Comment:

Elem	Ag3280	Al3082	As1890	B_1826	Ba4554	Be3130	Ca3179	Cd2288
IS Ref	(Y_3600)	(Y_3710)	(Y_2243)	(Y_2243)	(Y_3710)	(Y_3710)	(Y_3710)	(Y_2243)
Units	ppb	ppb	ppb	ppb	ppb	ppb	ppb	ppb
Avg	1074.7	26516.	524.77	5429.5	2056.2	2129.2	54816.	531.5
Stddev	1.8	169.	2.12	6.5	5.8	4.4	203.	2.0
%RSD	.16893	.63790	.40452	.11982	.28323	.20475	.37110	.3794
Check ?	Chk Pass	Chk Pass	Chk Pass	Chk Pass	Chk Pass	Chk Pass	Chk Pass	Chk Pass
Value								
Range								

Elem	Co2286	Cr2677	Cu3273	Fe2599	K_7664	Li6707	Mg2790	Mn2576
IS Ref	(In2306)	(Y_3600)	(Y_3600)	(Y_3710)	(Y_3710)	(Y_3710)	(Y_3710)	(Y_3600)
Units	ppb	ppb	ppb	ppb	ppb	ppb	ppb	ppb
Avg	2093.5	2048.3	2077.9	26755.	52173.	5077.8	53125.	2039.8
Stddev	7.5	3.3	1.9	99.	163.	20.9	222.	2.1
%RSD	.35939	.16185	.08918	.37106	.31266	.41167	.41839	.10374
Check ?	Chk Pass	Chk Pass	Chk Pass	Chk Pass	Chk Pass	Chk Pass	Chk Pass	Chk Pass
Value								
Range								

Elem	Mo2020	Na5895	Ni2316	Pb2203	Sb2175	Se1960	Sn1899	Ti3372
IS Ref	(Y_2243)	(Y_3710)	(In2306)	(Y_2243)	(Y_2243)	(Y_2243)	(In2306)	(Y_3600)
Units	ppb	ppb	ppb	ppb	ppb	ppb	ppb	ppb
Avg	2122.7	51545.	2114.9	511.28	545.2	536.06	5414.6	5241.9
Stddev	7.8	162.	10.7	1.92	5.0	.85	27.7	34.0
%RSD	.36551	.31482	.50713	.37611	.9184	.15809	.51070	.64823
Check ?	Chk Pass	Chk Pass	Chk Pass	Chk Pass	Chk Pass	Chk Pass	Chk Pass	Chk Pass
Value								
Range								

PDF created with pdfFactory Pro trial version www.pdffactory.com

Sample Name: CCV-2632473 Acquired: 8/2/2016 1:37:42 Type: QC
Method: ICP I9 Method 200.7-6010(v140) Mode: CONC Corr. Factor: 1.000000
User: analyst Custom ID1: Custom ID2: Custom ID3:
Comment:

Elem	Tl1908	V_2908	Zn2062	Si2516	Sr3464
IS Ref	(In2306)	(Y_3710)	(In2306)	(Y_3710)	(Y_3710)
Units	ppb	ppb	ppb	ppb	ppb
Avg	1060.0	2100.2	2173.6	5493.6	5257.4
Stddev	1.9	8.5	8.2	59.8	8.7
%RSD	.18298	.40492	.37943	1.0885	.16500
Check ?	Chk Pass	Chk Pass	Chk Pass	Chk Pass	Chk Pass
Value					
Range					

Int. Std.	In2306	Y_2243	Y_3600	Y_3710
Units	Cts/S	Cts/S	Cts/S	Cts/S
Avg	5377.0	3604.9	49716.	6567.7
Stddev	7.4	3.3	79.	20.9
%RSD	.13777	.09124	.15938	.31822

PDF created with pdfFactory Pro trial version www.pdffactory.com

Sample Name: CCB Acquired: 8/2/2016 1:41:32 Type: QC
Method: ICP I9 Method 200.7-6010(v140) Mode: CONC Corr. Factor: 1.000000
User: analyst Custom ID1: Custom ID2: Custom ID3:
Comment:

Elem	Ag3280	Al3082	As1890	B_1826	Ba4554	Be3130	Ca3179	Cd2288
IS Ref	(Y_3600)	(Y_3710)	(Y_2243)	(Y_2243)	(Y_3710)	(Y_3710)	(Y_3710)	(Y_2243)
Units	ppb	ppb	ppb	ppb	ppb	ppb	ppb	ppb
Avg	.45680	2.0009	1.4547	14.148	.18058	.08055	11.953	.1375
Stddev	.56134	5.0368	.8129	.955	.22605	.02688	.853	.0194
%RSD	122.89	251.73	55.884	6.7519	125.18	33.367	7.1352	14.08
Check ?	Chk Pass	Chk Pass	Chk Pass	Chk Pass	Chk Pass	Chk Pass	Chk Pass	Chk Pass
High Limit								
Low Limit								

Elem	Co2286	Cr2677	Cu3273	Fe2599	K_7664	Li6707	Mg2790	Mn2576
IS Ref	(In2306)	(Y_3600)	(Y_3600)	(Y_3710)	(Y_3710)	(Y_3710)	(Y_3710)	(Y_3600)
Units	ppb	ppb	ppb	ppb	ppb	ppb	ppb	ppb
Avg	-.16269	-.08495	.60837	1.1665	475.05	13.705	3.2739	.04439
Stddev	.06827	.14538	.71791	1.8921	21.43	1.801	15.589	.05731
%RSD	41.962	171.14	118.01	162.20	4.5107	13.142	476.15	129.09
Check ?	Chk Pass	Chk Pass	Chk Pass	Chk Pass	Chk Pass	Chk Pass	Chk Pass	Chk Pass
High Limit								
Low Limit								

Elem	Mo2020	Na5895	Ni2316	Pb2203	Sb2175	Se1960	Sn1899	Ti3372
IS Ref	(Y_2243)	(Y_3710)	(In2306)	(Y_2243)	(Y_2243)	(Y_2243)	(In2306)	(Y_3600)
Units	ppb	ppb	ppb	ppb	ppb	ppb	ppb	ppb
Avg	3.4425	443.92	-.14594	-.85410	.9788	-.36309	.43969	1.1980
Stddev	.5186	6.55	.18554	.69929	1.105	.12670	.47709	.2629
%RSD	15.064	1.4745	127.14	81.874	112.8	34.895	108.50	21.942
Check ?	Chk Pass	Chk Pass	Chk Pass	Chk Pass	Chk Pass	Chk Pass	Chk Pass	Chk Pass
High Limit								
Low Limit								

PDF created with pdfFactory Pro trial version www.pdffactory.com

Sample Name: CCB Acquired: 8/2/2016 1:41:32 Type: QC
Method: ICP I9 Method 200.7-6010(v140) Mode: CONC Corr. Factor: 1.000000
User: analyst Custom ID1: Custom ID2: Custom ID3:
Comment:

Elem	Tl1908	V_2908	Zn2062	Si2516	Sr3464
IS Ref	(In2306)	(Y_3710)	(In2306)	(Y_3710)	(Y_3710)
Units	ppb	ppb	ppb	ppb	ppb
Avg	.73664	1.0532	-.13640	-41.720	.75906
Stddev	.70678	1.9721	.03228	1.744	2.3787
%RSD	95.946	187.24	23.667	4.1791	313.38
Check ?	Chk Pass	Chk Pass	Chk Pass	Chk Pass	Chk Pass
High Limit					
Low Limit					

Int. Std.	In2306	Y_2243	Y_3600	Y_3710
Units	Cts/S	Cts/S	Cts/S	Cts/S
Avg	6039.1	3743.4	52467.	6561.1
Stddev	19.4	12.9	123.	.9
%RSD	.32152	.34457	.23461	.01430

PDF created with pdfFactory Pro trial version www.pdffactory.com

MT6500BLKH20 00217

Test America Canton ICP Data Review Checklist

Analysis Date: 8-1-16 Analyst: RICT Instrument: I9

Review Items

A. Calibration/Instrument Run QC
1. Instrument calibrated per method.
2. ICV/CCV analyzed at appropriate frequency and within acceptance criteria. (*ICV (2nd source)*:200.7=95 – 105%, 6010B 90-110%) *(CCV: 90 – 110%)*
3. ICB/CCB analyzed at appropriate frequency and within acceptance criteria.
4. CRI analyzed at SOP or project-specific frequency and within acceptance criteria. (project specific limits may vary)
5. ICSA/ICSAB analyzed at required frequency and within acceptance criteria.
B. Sample Results
1. Samples with concentrations > the linear range for any parameter diluted and reanalyzed.
2. Internal standard(s) within acceptance criteria.
3. Sample analyses done within holding time.
C. Preparation/Matrix QC
1. LCS performed per prep batch and within acceptance criteria.
2. Method blank performed per prep batch and within acceptance criteria.
3. MS performed at required frequency and evaluated.
4. MSD or DU performed at required frequency and evaluated.
5. Serial dilution performed per prep batch.
6. Post digest spike performed at required frequency and evaluated.
D. Other
1. Are all nonconformances documented appropriately in lims system.
2. Calculations checked for error.
3. All client/project specific requirements met.
4. Date/time of analysis verified as correct.

Level I Analyst: Roger K. Toot Date: 8-1-16 Time: 08:39-12:48

Level I Analyst: Karen L Lout Date: 8-2-16 Time: 08:39-01:41

Level I Analyst: _____ Date: _____ Time: _____

Level II Reviewer: Karen L Lout Date: 8-1-16 Time: 08:39-12:48

Level II Reviewer: Roger K. Toot Date: 8-2-16 Time: 08:39→01:41

Level II Reviewer: _____ Date: _____ Time: _____

Comments: _____

Protocol: Hg-7470A

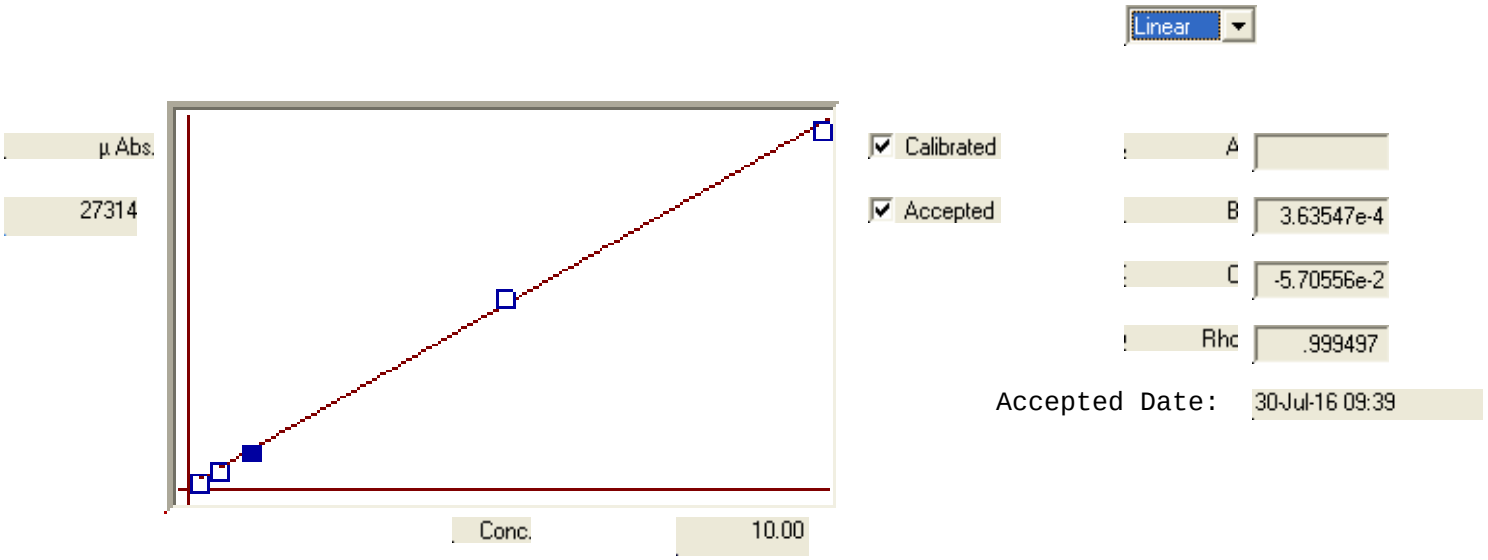

S	Conc.	Calc.	Dev.	Mean	SD or %RSD	Rep 1	Rep 2	Rep 3	Rep 4	Rep 5
01	.00000	-.0578	-.0578	-2	0	-2				
02	.20000	.1574	-.0426	591	0%	590				
03	.50000	.4625	-.0375	1429	0%	1429				
04	1.0000	1.027	.0267	2982	0%	2981				
05	5.0000	5.238	.2384	14567	0%	14566				
06	10.000	9.873	-.1271	27315	0%	27314				
07										
08										
09										
10										

Protocol: Hg-7470A
POST-RUN REPORT

Line	Conc.	Units	SD/RSD	1	2	3	4	5

*** Standard: 1 Rep: 1 Seq: 1 09:29:15 30 Jul 16 HG

Hg .0000 ppb -2

*** Standard: 2 Rep: 1 Seq: 2 09:31:19 30 Jul 16 HG

Hg .2000 ppb 590

*** Standard: 3 Rep: 1 Seq: 3 09:33:34 30 Jul 16 HG

Hg .5000 ppb 1429

*** Standard: 4 Rep: 1 Seq: 4 09:35:42 30 Jul 16 HG

Hg 1.000 ppb 2981

*** Standard: 5 Rep: 1 Seq: 5 09:37:47 30 Jul 16 HG

Hg 5.000 ppb 14566

*** Standard: 6 Rep: 1 Seq: 6 09:39:54 30 Jul 16 HG

Hg 10.00 ppb 27314

*** Check Standard: 2 Ck2ICV Seq: 7 09:43:01 30 Jul 16 HG

Line	Flag	%Rcv.	Found	True	Units	SD/RSD
Hg	H	105.6	5.280	5.000	ppb	.0000

*** Check Standard: 3 Ck3ICB Seq: 8 09:45:05 30 Jul 16 HG

Line	Flag	%Rcv.	Found	True	Units	SD/RSD
Hg		^^^^^^	-.0970	.0000	ppb	.0000

*** Check Standard: 4 Ck4CRA/MRL Seq: 9 09:47:08 30 Jul 16 HG

Line	Flag	%Rcv.	Found	True	Units	SD/RSD
Hg		84.54	.1691	.2000	ppb	.0000

*** Check Standard: 6 Ck6CCV Seq: 10 09:49:29 30 Jul 16 HG

Line	Flag	%Rcv.	Found	True	Units	SD/RSD
Hg		107.3	5.365	5.000	ppb	.0000

*** Check Standard: 1 Ck1CCB Seq: 11 09:51:37 30 Jul 16 HG

Line	Flag	Found	Range(+/-)	Units	SD/RSD
Hg		-.1076	.2000	ppb	.0000

*** Sample ID: Seq: 12 09:53:40 30 Jul 16 HG
mb 240-240454/2-a

Hg	-.0323	ppb	.0000	-.0323

*** Sample ID: Seq: 13 09:56:38 30 Jul 16 HG
lb 240-240433/1-c

Hg	-.0596	ppb	.0000	-.0596

*** Sample ID: Seq: 14 09:58:40 30 Jul 16 HG
lcs 240-240454/3-a

Hg	5.764	ppb	.0000	5.764

*** Sample ID: Seq: 15 10:00:43 30 Jul 16 HG
240-67589-f-1-i

Hg	-.1098	ppb	.0000	-.1098

*** Sample ID: Seq: 16 10:02:57 30 Jul 16 HG
mb 240-240200/1-a

Hg	-.0781	ppb	.0000	-.0781

Protocol: Hg-7470A
POST-RUN REPORT

Line	Conc.	Units	SD/RSD	1	2	3	4	5

*** Sample ID: Seq: 17 10:05:12 30 Jul 16 HG
lcs 240-240200/2-a
Hg 5.749 ppb .0000 5.749

*** Sample ID: Seq: 18 10:07:26 30 Jul 16 HG
240-67632-m-6-d
Hg -.0796 ppb .0000 -.0796

*** Sample ID: Seq: 19 10:09:31 30 Jul 16 HG
240-67632-m-6-e ms
Hg 1.191 ppb .0000 1.191

*** Sample ID: Seq: 20 10:11:35 30 Jul 16 HG
240-67632-m-6-f msd
Hg 1.131 ppb .0000 1.131

*** Sample ID: Seq: 21 10:13:49 30 Jul 16 HG
190-11231-j-1-b
Hg .1876 ppb .0000 .1876

*** Check Standard: 6 Ck6CCV Seq: 22 10:16:33 30 Jul 16 HG

Line	Flag	%Rcv.	Found	True	Units	SD/RSD
Hg		105.8	5.289	5.000	ppb	.0000

*** Check Standard: 1 Ck1CCB Seq: 23 10:18:39 30 Jul 16 HG

Line	Flag	Found	Range(+/-)	Units	SD/RSD
Hg		-.1040	.2000	ppb	.0000

*** Sample ID: Seq: 24 10:22:33 30 Jul 16 HG
240-67591-g-2-b
Hg -.0538 ppb .0000 -.0538

*** Sample ID: Seq: 25 10:24:40 30 Jul 16 HG
240-67591-g-3-b
Hg -.0476 ppb .0000 -.0476

*** Sample ID: Seq: 26 10:26:53 30 Jul 16 HG
240-67591-g-4-b
Hg -.0342 ppb .0000 -.0342

*** Sample ID: Seq: 27 10:29:09 30 Jul 16 HG
240-67591-g-5-b
Hg -.0302 ppb .0000 -.0302

*** Sample ID: Seq: 28 10:31:23 30 Jul 16 HG
240-67591-g-6-b
Hg -.0563 ppb .0000 -.0563

*** Sample ID: Seq: 29 10:33:37 30 Jul 16 HG
240-67591-g-7-b
Hg -.0545 ppb .0000 -.0545

*** Sample ID: Seq: 30 10:35:41 30 Jul 16 HG
240-67591-g-8-b
Hg -.0461 ppb .0000 -.0461

*** Sample ID: Seq: 31 10:37:45 30 Jul 16 HG
240-67632-e-1-b
Hg -.0578 ppb .0000 -.0578

*** Sample ID: Seq: 32 10:39:48 30 Jul 16 HG
240-67632-e-2-b
Hg -.0520 ppb .0000 -.0520

Protocol: Hg-7470A
POST-RUN REPORT

Line	Conc.	Units	SD/RSD	1	2	3	4	5

*** Sample ID: Seq: 33 10:42:03 30 Jul 16 HG
240-67632-e-3-b

Hg	-.0640	ppb	.0000	-.0640

*** Check Standard: 6 Ck6CCV Seq: 34 10:44:07 30 Jul 16 HG

Line	Flag	%Rcv.	Found	True	Units	SD/RSD
Hg		105.8	5.288	5.000	ppb	.0000

*** Check Standard: 1 Ck1CCB Seq: 35 10:46:51 30 Jul 16 HG

Line	Flag	Found	Range(+/-)	Units	SD/RSD
Hg		-.0752	.2000	ppb	.0000

*** Sample ID: Seq: 36 10:49:07 30 Jul 16 HG
240-67632-e-4-b

Hg	-.0523	ppb	.0000	-.0523

*** Sample ID: Seq: 37 10:51:14 30 Jul 16 HG
240-67632-e-5-b

Hg	-.0563	ppb	.0000	-.0563

*** Sample ID: Seq: 38 10:54:09 30 Jul 16 HG
240-67632-e-7-b

Hg	.0702	ppb	.0000	.0702

*** Sample ID: Seq: 39 10:56:35 30 Jul 16 HG
240-67632-e-8-b

Hg	-.0483	ppb	.0000	-.0483

*** Sample ID: Seq: 40 10:58:38 30 Jul 16 HG
240-67632-e-9-b

Hg	.0266	ppb	.0000	.0266

*** Sample ID: Seq: 41 11:01:12 30 Jul 16 HG
240-67632-e-10-b

Hg	-.0607	ppb	.0000	-.0607

*** Sample ID: Seq: 42 11:03:36 30 Jul 16 HG
240-67632-e-11-b

Hg	-.0472	ppb	.0000	-.0472

*** Sample ID: Seq: 43 11:05:40 30 Jul 16 HG
240-67632-e-12-b

Hg	-.0596	ppb	.0000	-.0596

*** Sample ID: Seq: 44 11:07:55 30 Jul 16 HG
240-67589-f-1-j ms

Hg	5.400	ppb	.0000	5.400

*** Sample ID: Seq: 45 11:11:02 30 Jul 16 HG
240-67589-f-1-k msd

Hg	5.601	ppb	.0000	5.601

*** Check Standard: 6 Ck6CCV Seq: 46 11:13:09 30 Jul 16 HG

Line	Flag	%Rcv.	Found	True	Units	SD/RSD
Hg		103.7	5.187	5.000	ppb	.0000

*** Check Standard: 1 Ck1CCB Seq: 47 11:15:25 30 Jul 16 HG

Line	Flag	Found	Range(+/-)	Units	SD/RSD
Hg		-.0781	.2000	ppb	.0000

*** Sample ID: Seq: 48 11:17:28 30 Jul 16 HG
mb 240-240450/2-a

Hg	-.0578	ppb	.0000	-.0578

Protocol: Hg-7470A
POST-RUN REPORT

Line	Conc.	Units	SD/RSD	1	2	3	4	5

*** Sample ID: Seq: 49 11:19:35 30 Jul 16 HG
lb 240-240432/1-c
Hg -.0600 ppb .0000 -.0600

*** Sample ID: Seq: 50 11:21:41 30 Jul 16 HG
lcs 240-240450/3-a
Hg 5.940 ppb .0000 5.940

*** Sample ID: Seq: 51 11:23:56 30 Jul 16 HG
240-67589-f-2-i
Hg -.0767 ppb .0000 -.0767

*** Sample ID: Seq: 52 11:26:20 30 Jul 16 HG
240-67589-f-2-j ms
Hg 5.635 ppb .0000 5.635

*** Sample ID: Seq: 53 11:28:57 30 Jul 16 HG
240-67589-f-2-k msd
Hg 5.540 ppb .0000 5.540

*** Sample ID: Seq: 54 11:31:04 30 Jul 16 HG
460-117549-a-3-c
Hg -.0756 ppb .0000 -.0756

*** Sample ID: Seq: 55 11:33:07 30 Jul 16 HG
240-67570-a-2-f
Hg -.0534 ppb .0000 -.0534

*** Sample ID: Seq: 56 11:35:11 30 Jul 16 HG
240-67584-c-1-d
Hg -.0614 ppb .0000 -.0614

*** Sample ID: Seq: 57 11:37:16 30 Jul 16 HG
240-67590-g-1-i
Hg -.0665 ppb .0000 -.0665

*** Check Standard: 6 Ck6CCV Seq: 58 11:39:31 30 Jul 16 HG

Line	Flag	%Rcv.	Found	True	Units	SD/RSD
Hg		103.2	5.162	5.000	ppb	.0000

*** Check Standard: 1 Ck1CCB Seq: 59 11:41:44 30 Jul 16 HG

Line	Flag	Found	Range(+/-)	Units	SD/RSD
Hg		-.1069	.2000	ppb	.0000

*** Sample ID: Seq: 60 11:44:00 30 Jul 16 HG
240-67663-a-1-c
Hg -.0625 ppb .0000 -.0625

*** Sample ID: Seq: 61 11:46:07 30 Jul 16 HG
mb 240-240396/1-a
Hg -.0698 ppb .0000 -.0698

*** Sample ID: Seq: 62 11:48:14 30 Jul 16 HG
lcs 240-240396/2-a
Hg 5.519 ppb .0000 5.519

*** Sample ID: Seq: 63 11:50:21 30 Jul 16 HG
240-67647-p-2-d
Hg -.0840 ppb .0000 -.0840

*** Sample ID: Seq: 64 11:52:38 30 Jul 16 HG
240-67647-p-2-e ms
Hg 1.154 ppb .0000 1.154

Protocol: Hg-7470A
POST-RUN REPORT

Line	Conc.	Units	SD/RSD	1	2	3	4	5

*** Sample ID: Seq: 65 11:54:47 30 Jul 16 HG
240-67647-p-2-f msd
Hg 1.118 ppb .0000 1.118

*** Sample ID: Seq: 66 11:56:50 30 Jul 16 HG
240-67656-k-3-d
Hg -.0581 ppb .0000 -.0581

*** Sample ID: Seq: 67 11:58:55 30 Jul 16 HG
240-67656-k-3-e ms
Hg 1.069 ppb .0000 1.069

*** Sample ID: Seq: 68 12:00:59 30 Jul 16 HG
240-67656-k-3-f msd
Hg 1.078 ppb .0000 1.078

*** Sample ID: Seq: 69 12:03:26 30 Jul 16 HG
190-11241-d-1-b
Hg -.0578 ppb .0000 -.0578

*** Check Standard: 6 Ck6CCV Seq: 70 12:05:40 30 Jul 16 HG

Line	Flag	%Rcv.	Found	True	Units	SD/RSD
Hg		104.9	5.247	5.000	ppb	.0000

*** Check Standard: 1 Ck1CCB Seq: 71 12:08:06 30 Jul 16 HG

Line	Flag	Found	Range(+/-)	Units	SD/RSD
Hg		-.0723	.2000	ppb	.0000

*** Sample ID: Seq: 72 12:10:10 30 Jul 16 HG
190-11250-d-2-b
Hg 1.074 ppb .0000 1.074

*** Sample ID: Seq: 73 12:12:14 30 Jul 16 HG
190-11252-c-1-b
Hg 1.077 ppb .0000 1.077

*** Sample ID: Seq: 74 12:14:19 30 Jul 16 HG
190-11253-c-1-b
Hg -.0600 ppb .0000 -.0600

*** Sample ID: Seq: 75 12:16:39 30 Jul 16 HG
240-67637-f-4-b
Hg -.0545 ppb .0000 -.0545

*** Sample ID: Seq: 76 12:19:15 30 Jul 16 HG
240-67646-a-1-b
Hg .0178 ppb .0000 .0178

*** Sample ID: Seq: 77 12:22:11 30 Jul 16 HG
240-67647-g-3-b
Hg .1342 ppb .0000 .1342

*** Sample ID: Seq: 78 12:24:18 30 Jul 16 HG
240-67647-g-4-b
Hg .1327 ppb .0000 .1327

*** Sample ID: Seq: 79 12:26:22 30 Jul 16 HG
240-67647-f-5-b
Hg .0876 ppb .0000 .0876

*** Sample ID: Seq: 80 12:28:39 30 Jul 16 HG
240-67656-f-1-b
Hg -.1265 ppb .0000 -.1265

Protocol: Hg-7470A
POST-RUN REPORT

Line	Conc.	Units	SD/RSD	1	2	3	4	5

*** Sample ID: Seq: 81 12:30:44 30 Jul 16 HG
240-67656-f-2-b

Hg	-.2337	ppb	.0000	-.2337

*** Check Standard: 6 Ck6CCV Seq: 82 12:32:54 30 Jul 16 HG

Line	Flag	%Rcv.	Found	True	Units	SD/RSD
Hg		100.9	5.044	5.000	ppb	.0000

*** Check Standard: 1 Ck1CCB Seq: 83 12:35:11 30 Jul 16 HG

Line	Flag	Found	Range(+/-)	Units	SD/RSD
Hg		-.1279	.2000	ppb	.0000

*** Sample ID: Seq: 84 12:37:16 30 Jul 16 HG
240-67656-f-5-b

Hg	-.0676	ppb	.0000	-.0676

*** Sample ID: Seq: 85 12:39:42 30 Jul 16 HG
240-67656-f-6-b

Hg	-.0560	ppb	.0000	-.0560

*** Sample ID: Seq: 86 12:42:19 30 Jul 16 HG
190-11242-a-1-a

Hg	-.0501	ppb	.0000	-.0501

*** Sample ID: Seq: 87 12:44:39 30 Jul 16 HG
190-11242-a-2-a

Hg	-.0698	ppb	.0000	-.0698

*** Sample ID: Seq: 88 12:46:44 30 Jul 16 HG
190-11254-c-1-a

Hg	-.0367	ppb	.0000	-.0367

*** Sample ID: Seq: 89 12:49:12 30 Jul 16 HG
190-11255-c-1-a

Hg	-.0385	ppb	.0000	-.0385

*** Sample ID: Seq: 90 12:51:28 30 Jul 16 HG
mb 240-240346/1-a

Hg	-.0331	ppb	.0000	-.0331

*** Sample ID: Seq: 91 12:53:55 30 Jul 16 HG
lcs 240-240346/2-a

Hg	5.694	ppb	.0000	5.694

*** Sample ID: Seq: 92 12:56:11 30 Jul 16 HG
240-67673-f-18-d

Hg	-.0687	ppb	.0000	-.0687

*** Sample ID: Seq: 93 12:59:06 30 Jul 16 HG
240-67673-f-18-e ms

Hg	1.111	ppb	.0000	1.111

*** Check Standard: 6 Ck6CCV Seq: 94 13:01:10 30 Jul 16 HG

Line	Flag	%Rcv.	Found	True	Units	SD/RSD
Hg		103.5	5.173	5.000	ppb	.0000

*** Check Standard: 1 Ck1CCB Seq: 95 13:03:14 30 Jul 16 HG

Line	Flag	Found	Range(+/-)	Units	SD/RSD
Hg		-.1319	.2000	ppb	.0000

*** Sample ID: Seq: 96 13:05:38 30 Jul 16 HG
240-67673-f-18-f msd

Hg	1.138	ppb	.0000	1.138

Protocol: Hg-7470A
POST-RUN REPORT

Line	Conc.	Units	SD/RSD	1	2	3	4	5

*** Sample ID: Seq: 97 13:07:46 30 Jul 16 HG
240-67673-b-1-b
Hg -.0549 ppb .0000 -.0549

*** Sample ID: Seq: 98 13:09:55 30 Jul 16 HG
240-67673-b-2-b
Hg -.0436 ppb .0000 -.0436

*** Sample ID: Seq: 99 13:12:02 30 Jul 16 HG
240-67673-b-3-b
Hg -.0345 ppb .0000 -.0345

*** Sample ID: Seq: 100 13:14:08 30 Jul 16 HG
240-67673-b-4-b
Hg -.0505 ppb .0000 -.0505

*** Sample ID: Seq: 101 13:16:28 30 Jul 16 HG
240-67673-b-5-b
Hg -.0625 ppb .0000 -.0625

*** Sample ID: Seq: 102 13:18:39 30 Jul 16 HG
240-67673-b-6-b
Hg -.0541 ppb .0000 -.0541

*** Sample ID: Seq: 103 13:21:15 30 Jul 16 HG
240-67673-b-7-b
Hg -.0556 ppb .0000 -.0556

*** Sample ID: Seq: 104 13:23:52 30 Jul 16 HG
240-67673-b-8-b
Hg -.0516 ppb .0000 -.0516

*** Sample ID: Seq: 105 13:25:58 30 Jul 16 HG
240-67673-b-9-b
Hg -.0563 ppb .0000 -.0563

*** Check Standard: 6 Ck6CCV Seq: 106 13:28:14 30 Jul 16 HG

Line	Flag	%Rcv.	Found	True	Units	SD/RSD
Hg		103.6	5.182	5.000	ppb	.0000

*** Check Standard: 1 Ck1CCB Seq: 107 13:30:22 30 Jul 16 HG

Line	Flag	Found	Range(+/-)	Units	SD/RSD
Hg		-.0698	.2000	ppb	.0000

*** Sample ID: Seq: 108 13:32:39 30 Jul 16 HG
240-67673-b-10-b
Hg -.0345 ppb .0000 -.0345

*** Sample ID: Seq: 109 13:35:10 30 Jul 16 HG
240-67673-b-11-b
Hg -.0418 ppb .0000 -.0418

*** Sample ID: Seq: 110 13:37:15 30 Jul 16 HG
240-67673-b-12-b
Hg -.0509 ppb .0000 -.0509

*** Sample ID: Seq: 111 13:39:31 30 Jul 16 HG
240-67673-b-13-b
Hg -.0498 ppb .0000 -.0498

*** Sample ID: Seq: 112 13:41:46 30 Jul 16 HG
240-67673-b-14-b
Hg -.0672 ppb .0000 -.0672

Protocol: Hg-7470A
POST-RUN REPORT

Line	Conc.	Units	SD/RSD	1	2	3	4	5

*** Sample ID: Seq: 113 13:44:04 30 Jul 16 HG
240-67673-b-15-b

Hg	-.0592	ppb	.0000	-.0592				

*** Sample ID: Seq: 114 13:46:10 30 Jul 16 HG
240-67673-b-16-b

Hg	-.0625	ppb	.0000	-.0625				

*** Sample ID: Seq: 115 13:48:40 30 Jul 16 HG
240-67673-b-17-b

Hg	-.0374	ppb	.0000	-.0374				

*** Check Standard: 6 Ck6CCV Seq: 116 13:50:57 30 Jul 16 HG

Line	Flag	%Rcv.	Found	True	Units	SD/RSD
Hg		100.4	5.021	5.000	ppb	.0000

*** Check Standard: 1 Ck1CCB Seq: 117 13:53:00 30 Jul 16 HG

Line	Flag	Found	Range(+/-)	Units	SD/RSD
Hg		-.0956	.2000	ppb	.0000

Test America Canton Hg Data Review Checklist

Curve Prep Batch: 240392

Circle Methods used: (7470A / 245.1) 7471 Analytical Batch: 240483

Analysis Date: 7-29-16 Analyst: WKD Instrument: H1

Review Items
A. Calibration/Instrument Run QC
1. Instrument calibrated per manufacturer's instructions and at SOP specified levels.
2. ICV/CCV analyzed at appropriate frequency and within acceptance criteria.
3. ICV/ICB analyzed at appropriate frequency and within acceptance criteria.
4. CRA analyzed at SOP or project specific frequency and within acceptance criteria. (project specific limits may vary)
B. Sample Results
1. Samples with concentrations > high calibration standard diluted and reanalyzed.
2. Sample analyses done within holding time.
C. Preparation/ Matrix QC
1. LCS performed per prep batch and within acceptance criteria.
2. Method blank performed per prep batch and within acceptance criteria.
3. MS performed at required frequency and evaluated.
4. MSD or DU performed at required frequency and evaluated.
D. Other
1. All nonconformances documented appropriately in lims system.
2. All client/project specific requirements met.
3. Date of analysis verified as correct.

Level I

Analyst: [signature] Date/Time: 7-29-16 Reviewed from 11:56 to 14:04

Analyst: [signature] Date/Time: 8-1-16 Reviewed from 14:06 to 18:10

Comments:

Level II

Reviewer: [signature] Date/Time: 7/29/16 Reviewed from 11:56 to 14:04

Reviewer: [signature] Date/Time: 8/1/16 Reviewed from 14:26 to 15:10

Comments

Curve Date 7-29-16 Curve Time 7:45-9:45 DILUTION H20 0000 8

Revised 01/19/2016

Protocol: Hg-7471A

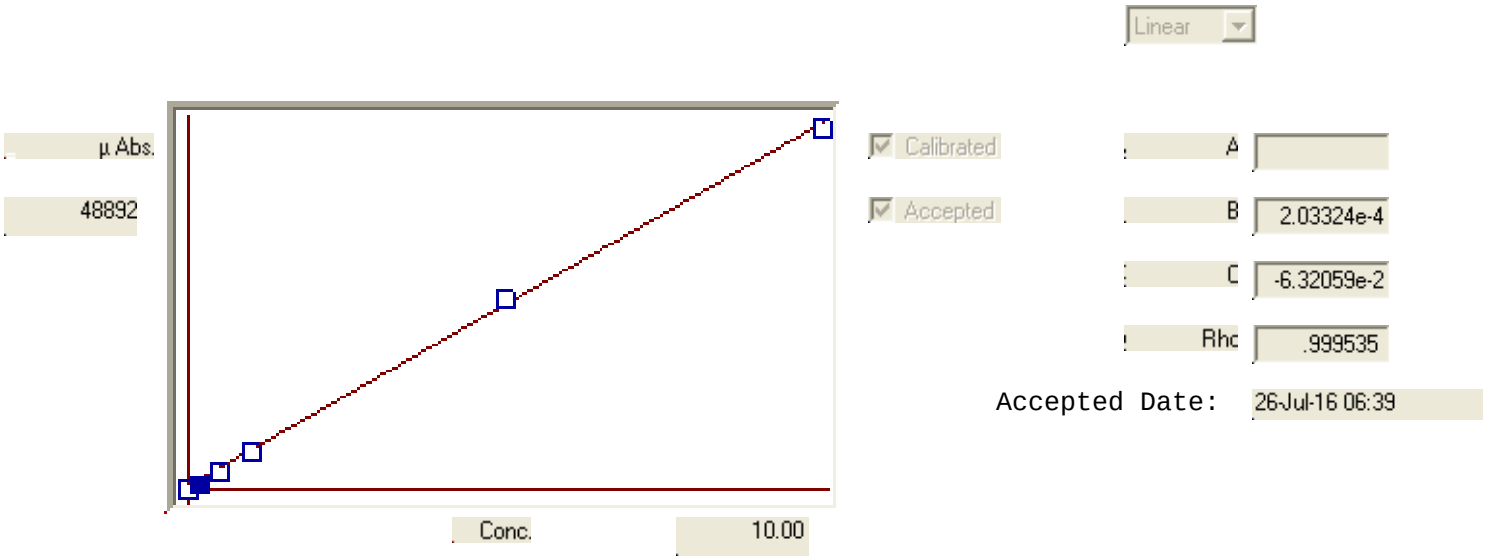

S	Conc.	Calc.	Dev.	Mean	SD or %RSD	Rep 1	Rep 2	Rep 3	Rep 4	Rep 5
01	.00000	-.0587	-.0587	22	0	22				
02	.20000	.1513	-.0487	1055	0%	1055				
03	.50000	.4856	-.0144	2700	0%	2699				
04	1.0000	1.014	.0138	5298	0%	5297				
05	5.0000	5.230	.2303	26035	0%	26035				
06	10.000	9.878	-.1223	48893	0%	48892				
07										
08										
09										
10										

Protocol: Hg-7471A
POST-RUN REPORT

Line	Conc.	Units	SD/RSD	1	2	3	4	5

*** Standard: 1 Rep: 1 Seq: 1 06:24:14 26 Jul 16 HG

Hg .0000 ppb 22

*** Standard: 2 Rep: 1 Seq: 2 06:26:28 26 Jul 16 HG

Hg .2000 ppb 1055

*** Standard: 3 Rep: 1 Seq: 3 06:28:58 26 Jul 16 HG

Hg .5000 ppb 2699

*** Standard: 4 Rep: 1 Seq: 4 06:31:32 26 Jul 16 HG

Hg 1.000 ppb 5297

*** Standard: 5 Rep: 1 Seq: 5 06:34:46 26 Jul 16 HG

Hg 5.000 ppb 26035

*** Standard: 6 Rep: 1 Seq: 6 06:36:54 26 Jul 16 HG

Hg 10.00 ppb 48892

*** Check Standard: 2 Ck2ICV Seq: 7 06:40:49 26 Jul 16 HG

Line	Flag	%Rcv.	Found	True	Units	SD/RSD
Hg		104.4	5.220	5.000	ppb	.0000

*** Check Standard: 3 Ck3ICB Seq: 8 06:42:54 26 Jul 16 HG

Line	Flag	%Rcv.	Found	True	Units	SD/RSD
Hg		^^^^^^	-.1128	.0000	ppb	.0000

*** Check Standard: 4 Ck4CRA/MRL Seq: 9 06:45:30 26 Jul 16 HG

Line	Flag	%Rcv.	Found	True	Units	SD/RSD
Hg		74.43	.1489	.2000	ppb	.0000

*** Check Standard: 6 Ck6CCV Seq: 10 06:52:36 26 Jul 16 HG

Line	Flag	%Rcv.	Found	True	Units	SD/RSD
Hg		106.0	5.299	5.000	ppb	.0000

*** Check Standard: 1 Ck1CCB Seq: 11 06:55:01 26 Jul 16 HG

Line	Flag	Found	Range(+/-)	Units	SD/RSD
Hg		-.0687	.2000	ppb	.0000

*** Sample ID: Seq: 12 06:57:06 26 Jul 16 HG
mb 240-239656/2-a

Hg	-.0565	ppb	.0000	-.0565

*** Sample ID: Seq: 13 06:59:21 26 Jul 16 HG
lb 240-239542/1-c

Hg	-.0620	ppb	.0000	-.0620

*** Sample ID: Seq: 14 07:02:04 26 Jul 16 HG
lcs 240-239656/3-a

Hg	5.357	ppb	.0000	5.357

*** Sample ID: Seq: 15 07:04:07 26 Jul 16 HG
240-67180-a-1-h

Hg	-.0864	ppb	.0000	-.0864

*** Sample ID: Seq: 16 07:06:11 26 Jul 16 HG
240-67180-a-1-i ms

Hg	5.114	ppb	.0000	5.114

Protocol: Hg-7471A
POST-RUN REPORT

Line	Conc.	Units	SD/RSD	1	2	3	4	5

*** Sample ID: Seq: 17 07:08:17 26 Jul 16 HG
240-67180-a-1-j msd
Hg 5.117 ppb .0000 5.117

*** Sample ID: Seq: 18 07:10:34 26 Jul 16 HG
240-67180-a-3-f
Hg -.0878 ppb .0000 -.0878

*** Sample ID: Seq: 19 07:12:38 26 Jul 16 HG
mb 240-239687/1-a
Hg -.0681 ppb .0000 -.0681

*** Sample ID: Seq: 20 07:15:24 26 Jul 16 HG
lcs 240-239687/2-a
Hg 5.232 ppb .0000 5.232

*** Sample ID: Seq: 21 07:17:29 26 Jul 16 HG
240-67505-f-2-h
Hg -.0583 ppb .0000 -.0583

*** Check Standard: 6 Ck6CCV Seq: 22 07:19:56 26 Jul 16 HG

Line	Flag	%Rcv.	Found	True	Units	SD/RSD
Hg		104.3	5.214	5.000	ppb	.0000

*** Check Standard: 1 Ck1CCB Seq: 23 07:22:29 26 Jul 16 HG

Line	Flag	Found	Range(+/-)	Units	SD/RSD
Hg		-.0776	.2000	ppb	.0000

*** Sample ID: Seq: 24 07:24:47 26 Jul 16 HG
240-67505-f-2-i ms
Hg .9697 ppb .0000 .9697

*** Sample ID: Seq: 25 07:26:51 26 Jul 16 HG
240-67505-f-2-j msd
Hg .9939 ppb .0000 .9939

*** Sample ID: Seq: 26 07:29:47 26 Jul 16 HG
240-67505-f-3-d
Hg -.0266 ppb .0000 -.0266

*** Sample ID: Seq: 27 07:33:02 26 Jul 16 HG
240-67505-f-4-d
Hg .0082 ppb .0000 .0082

*** Sample ID: Seq: 28 07:35:06 26 Jul 16 HG
240-67505-f-5-d
Hg .0889 ppb .0000 .0889

*** Sample ID: Seq: 29 07:37:26 26 Jul 16 HG
240-67505-f-6-d
Hg .0063 ppb .0000 .0063

*** Sample ID: Seq: 30 07:39:30 26 Jul 16 HG
240-67505-f-7-d
Hg .0167 ppb .0000 .0167

*** Sample ID: Seq: 31 07:41:37 26 Jul 16 HG
190-11208-a-1-d
Hg .0017 ppb .0000 .0017

*** Sample ID: Seq: 32 07:43:56 26 Jul 16 HG
190-11208-a-2-b
Hg -.0124 ppb .0000 -.0124

Protocol: Hg-7471A
POST-RUN REPORT

Line	Conc.	Units	SD/RSD	1	2	3	4	5

*** Sample ID: Seq: 33 07:46:20 26 Jul 16 HG
190-11208-a-3-b

Hg	-.0026	ppb	.0000	-.0026				

*** Check Standard: 6 Ck6CCV Seq: 34 07:48:23 26 Jul 16 HG

Line	Flag	%Rcv.	Found	True	Units	SD/RSD
Hg		100.8	5.040	5.000	ppb	.0000

*** Check Standard: 1 Ck1CCB Seq: 35 07:50:28 26 Jul 16 HG

Line	Flag	Found	Range(+/-)	Units	SD/RSD
Hg		-.0980	.2000	ppb	.0000

*** Sample ID: Seq: 36 07:52:34 26 Jul 16 HG
190-11208-a-4-b

Hg	-.0246	ppb	.0000	-.0246				

*** Sample ID: Seq: 37 07:54:39 26 Jul 16 HG
240-67510-b-1-b

Hg	-.0561	ppb	.0000	-.0561				

*** Sample ID: Seq: 38 07:57:13 26 Jul 16 HG
240-67510-b-2-b

Hg	-.0203	ppb	.0000	-.0203				

*** Sample ID: Seq: 39 07:59:20 26 Jul 16 HG
240-67510-b-3-b

Hg	-.0305	ppb	.0000	-.0305				

*** Sample ID: Seq: 40 08:01:23 26 Jul 16 HG
240-67510-b-4-b

Hg	-.0364	ppb	.0000	-.0364				

*** Sample ID: Seq: 41 08:03:38 26 Jul 16 HG
240-67510-b-5-b

Hg	-.0313	ppb	.0000	-.0313				

*** Sample ID: Seq: 42 08:05:43 26 Jul 16 HG
240-67510-b-6-b

Hg	-.0754	ppb	.0000	-.0754				

*** Sample ID: Seq: 43 08:07:58 26 Jul 16 HG
240-67538-b-5-c

Hg	-.0356	ppb	.0000	-.0356				

*** Sample ID: Seq: 44 08:10:14 26 Jul 16 HG
240-67538-c-6-b

Hg	-.0561	ppb	.0000	-.0561				

*** Sample ID: Seq: 45 08:12:54 26 Jul 16 HG
240-67538-a-7-b

Hg	-.0661	ppb	.0000	-.0661				

*** Check Standard: 6 Ck6CCV Seq: 46 08:15:18 26 Jul 16 HG

Line	Flag	%Rcv.	Found	True	Units	SD/RSD
Hg		102.0	5.098	5.000	ppb	.0000

*** Check Standard: 1 Ck1CCB Seq: 47 08:17:41 26 Jul 16 HG

Line	Flag	Found	Range(+/-)	Units	SD/RSD
Hg		-.0514	.2000	ppb	.0000

*** Sample ID: Seq: 48 08:20:14 26 Jul 16 HG
240-67538-a-8-b

Hg	-.0614	ppb	.0000	-.0614				

Protocol: Hg-7471A
POST-RUN REPORT

Line	Conc.	Units	SD/RSD	1	2	3	4	5

*** Sample ID: Seq: 49 08:22:19 26 Jul 16 HG
mb 240-239635/1-a

Hg	-.0516	ppb	.0000	-.0516				

*** Sample ID: Seq: 50 08:25:06 26 Jul 16 HG
lcs 240-239635/2-a

Hg	4.840	ppb	.0000	4.840				

*** Sample ID: Seq: 51 08:27:50 26 Jul 16 HG
240-67138-a-2-e

Hg	.0466	ppb	.0000	.0466				

*** Sample ID: Seq: 52 08:29:54 26 Jul 16 HG
240-67138-a-2-f ms

Hg	1.072	ppb	.0000	1.072				

*** Sample ID: Seq: 53 08:32:28 26 Jul 16 HG
240-67138-a-2-g msd

Hg	1.051	ppb	.0000	1.051				

*** Sample ID: Seq: 54 08:34:32 26 Jul 16 HG
240-67138-a-1-c

Hg	.0553	ppb	.0000	.0553				

*** Sample ID: Seq: 55 08:36:36 26 Jul 16 HG
240-67138-a-3-c

Hg	.1348	ppb	.0000	.1348				

*** Sample ID: Seq: 56 08:39:11 26 Jul 16 HG
240-67138-a-4-c

Hg	.2914	ppb	.0000	.2914				

*** Sample ID: Seq: 57 08:41:48 26 Jul 16 HG
240-67138-a-5-c

Hg	.2442	ppb	.0000	.2442				

*** Check Standard: 6 Ck6CCV Seq: 58 08:44:02 26 Jul 16 HG

Line	Flag	%Rcv.	Found	True	Units	SD/RSD
Hg		103.5	5.176	5.000	ppb	.0000

*** Check Standard: 1 Ck1CCB Seq: 59 08:46:06 26 Jul 16 HG

Line	Flag	Found	Range(+/-)	Units	SD/RSD
Hg	L	-.2856	.2000	ppb	.0000

*** Sample ID: Seq: 60 08:48:10 26 Jul 16 HG
240-67138-a-6-c

Hg	-.0549	ppb	.0000	-.0549				

*** Sample ID: Seq: 61 08:50:39 26 Jul 16 HG
240-67138-a-7-c

Hg	.0627	ppb	.0000	.0627				

*** Sample ID: Seq: 62 08:52:49 26 Jul 16 HG
240-67138-a-8-c

Hg	.0305	ppb	.0000	.0305				

*** Sample ID: Seq: 63 08:54:55 26 Jul 16 HG
CRA

Hg	.1293	ppb	.0000	.1293				

*** Check Standard: 6 Ck6CCV Seq: 64 08:59:38 26 Jul 16 HG

Line	Flag	%Rcv.	Found	True	Units	SD/RSD
Hg		101.6	5.082	5.000	ppb	.0000

Protocol: Hg-7471A
POST-RUN REPORT

Line	Conc.	Units	SD/RSD	1	2	3	4	5

*** Check Standard: 1 Ck1CCB Seq: 65 09:01:52 26 Jul 16 HG

Line	Flag	Found	Range(+/-)	Units	SD/RSD
Hg		-.0972	.2000	ppb	.0000

*** Sample ID: Seq: 66 09:04:16 26 Jul 16 HG
240-67538-a-8-b

Hg	-.0740	ppb	.0000	-.0740	

*** Sample ID: Seq: 67 09:07:25 26 Jul 16 HG
mb 240-239635/1-a

Hg	-.0541	ppb	.0000	-.0541	

*** Check Standard: 6 Ck6CCV Seq: 68 09:09:42 26 Jul 16 HG

Line	Flag	%Rcv.	Found	True	Units	SD/RSD
Hg		101.7	5.083	5.000	ppb	.0000

*** Check Standard: 1 Ck1CCB Seq: 69 09:12:06 26 Jul 16 HG

Line	Flag	Found	Range(+/-)	Units	SD/RSD
Hg		-.0669	.2000	ppb	.0000

Test America Canton Hg Data Review Checklist

Curve Prep Batch: 234668

Circle Methods used: 7470A / 245.1 7471 Analytical Batch: 234777

Analysis Date: 7-26-16 Analyst: WKD Instrument: H1

Review Items

A. Calibration/Instrument Run QC
1. Instrument calibrated per manufacturer's instructions and at SOP specified levels.
2. ICV/CCV analyzed at appropriate frequency and within acceptance criteria.
3. ICV/ICB analyzed at appropriate frequency and within acceptance criteria.
4. CRA analyzed at SOP or project specific frequency and within acceptance criteria. (project specific limits may vary)
B. Sample Results
1. Samples with concentrations > high calibration standard diluted and reanalyzed.
2. Sample analyses done within holding time.
C. Preparation/ Matrix QC
1. LCS performed per prep batch and within acceptance criteria.
2. Method blank performed per prep batch and within acceptance criteria.
3. MS performed at required frequency and evaluated.
4. MSD or DU performed at required frequency and evaluated.
D. Other
1. All nonconformances documented appropriately in lims system.
2. All client/project specific requirements met.
3. Date of analysis verified as correct.

Level I

Analyst: [signature] Date/Time: 7-26-16 Reviewed from 6:24 to 9:12

Analyst: _____ Date/Time: _____ Reviewed from _____ to _____

Comments: _____

Level II

Reviewer: Karen L Cout Date/Time: 7-26-16 Reviewed from 6:24 to 9:12

Reviewer: _____ Date/Time: _____ Reviewed from _____ to _____

Comments _____

Curve Date 7-25-16 Curve Time 7:50-8:20 DILUTION H20 0029

Revised 01/19/2016

METALS BATCH WORKSHEET

Lab Name: TestAmerica Canton Job No.: 240-67510-1

SDG No.:

Batch Number: 239664 Batch Start Date: 07/25/16 11:47 Batch Analyst: Elshaw, Dale

Batch Method: 3050B Batch End Date: 07/25/16 18:00

Lab Sample ID	Client Sample ID	Method Chain	Basis	CalcMsg	InitialAmount	FinalAmount	MT1TO1HN03 01292	MTAGSPIKEW 00060	MTH202 00067
MB 240-239664/1		3050B, 6010C		CALC NOT SET TO RUN	1.00 g	100 mL	10 mL		10 mL
LCS 240-239664/2		3050B, 6010C		CALC NOT SET TO RUN	1.00 g	100 mL	10 mL	2 mL	10 mL
240-67505-F-2 MS		3050B, 6010C	T	CALC NOT SET TO RUN	1.20 g	100 mL	10 mL	2 mL	10 mL
240-67505-F-2 MSD		3050B, 6010C	T	CALC NOT SET TO RUN	1.20 g	100 mL	10 mL	2 mL	10 mL
240-67510-B-1	BLG-SLAG1-071416	3050B, 6010C	T	CALC NOT SET TO RUN	1.04 g	100 mL	10 mL		10 mL
240-67510-B-2	BLG-SLAG2-071416	3050B, 6010C	T	CALC NOT SET TO RUN	1.36 g	100 mL	10 mL		10 mL
240-67510-B-3	BLG-SLAG3-071416	3050B, 6010C	T	CALC NOT SET TO RUN	1.38 g	100 mL	10 mL		10 mL
240-67510-B-4	BLD-SLAG1-071416	3050B, 6010C	T	CALC NOT SET TO RUN	1.00 g	100 mL	10 mL		10 mL
240-67510-B-5	BLD-SLAG2-071416	3050B, 6010C	T	CALC NOT SET TO RUN	1.40 g	100 mL	10 mL		10 mL
240-67510-B-6	BLD-SLAG3-071416	3050B, 6010C	T	CALC NOT SET TO RUN	1.18 g	100 mL	10 mL		10 mL

Lab Sample ID	Client Sample ID	Method Chain	Basis	MTICP1 00053	MTICP2A 00061	MTTMHCL 00118	MTTMHNO3 00092		
MB 240-239664/1		3050B, 6010C				10 mL	5 mL		
LCS 240-239664/2		3050B, 6010C		2 mL	2 mL	10 mL	5 mL		
240-67505-F-2 MS		3050B, 6010C	T	2 mL	2 mL	10 mL	5 mL		
240-67505-F-2 MSD		3050B, 6010C	T	2 mL	2 mL	10 mL	5 mL		
240-67510-B-1	BLG-SLAG1-071416	3050B, 6010C	T			10 mL	5 mL		
240-67510-B-2	BLG-SLAG2-071416	3050B, 6010C	T			10 mL	5 mL		
240-67510-B-3	BLG-SLAG3-071416	3050B, 6010C	T			10 mL	5 mL		
240-67510-B-4	BLD-SLAG1-071416	3050B, 6010C	T			10 mL	5 mL		
240-67510-B-5	BLD-SLAG2-071416	3050B, 6010C	T			10 mL	5 mL		
240-67510-B-6	BLD-SLAG3-071416	3050B, 6010C	T			10 mL	5 mL		

The pound sign (#) in the amount added field denotes that the reagent was used undiluted. All calculations are performed using the stated concentration for this reagent.

METALS BATCH WORKSHEET

Lab Name: TestAmerica Canton Job No.: 240-67510-1

SDG No.:

Batch Number: 239664 Batch Start Date: 07/25/16 11:47 Batch Analyst: Elshaw, Dale

Batch Method: 3050B Batch End Date: 07/25/16 18:00

Batch Notes	
Balance ID	b039
Blank Soil Lot Number	s608-6f020
Filter Paper ID	9699375
Hot Block ID	a1 a2
Pipette ID	MP1-MP2-MP5
Digestion Tube/Cup ID	160516

Basis	Basis Description
T	Total/NA

The pound sign (#) in the amount added field denotes that the reagent was used undiluted. All calculations are performed using the stated concentration for this reagent.

METALS BATCH WORKSHEET

Lab Name: TestAmerica Canton Job No.: 240-67510-1

SDG No.:

Batch Number: 240108 Batch Start Date: 07/27/16 18:30 Batch Analyst: Hunter, Sean M

Batch Method: 1312 Batch End Date: 07/28/16 12:30

Lab Sample ID	Client Sample ID	Method Chain	Basis	EXSPLPACID 00008	EXSPLPEFLUID 00156	EXTCLPFILTERS 00030	AnalysisComment		
LB 240-240108/1		1312, 3010A, 6010C		1 mL	1 mL	1			
240-67510-B-1	BLG-SLAG1-071416	1312, 3010A, 6010C	E	1 mL	1 mL	1			
240-67510-B-2	BLG-SLAG2-071416	1312, 3010A, 6010C	E	1 mL	1 mL	1			
240-67510-B-3	BLG-SLAG3-071416	1312, 3010A, 6010C	E	1 mL	1 mL	1			
240-67510-B-4	BLD-SLAG1-071416	1312, 3010A, 6010C	E	1 mL	1 mL	1			
240-67510-B-5	BLD-SLAG2-071416	1312, 3010A, 6010C	E	1 mL	1 mL	1			
240-67510-B-6	BLD-SLAG3-071416	1312, 3010A, 6010C	E	1 mL	1 mL	1	MS/msd Hg		

Batch Notes	
Tumbler Rotations per Minute	A, B, I =31

Basis	Basis Description
E	SPLP East

The pound sign (#) in the amount added field denotes that the reagent was used undiluted. All calculations are performed using the stated concentration for this reagent.

METALS BATCH WORKSHEET

Lab Name: TestAmerica Canton Job No.: 240-67510-1

SDG No.:

Batch Number: 240211 Batch Start Date: 07/28/16 10:38 Batch Analyst: Dillon, William K

Batch Method: 3010A Batch End Date: 07/28/16 18:38

Lab Sample ID	Client Sample ID	Method Chain	Basis	InitialAmount	FinalAmount	MT1to1HCL 00065	MTAGSPIKEW 00060	MTICP1 00053	MTICP2A 00061
LB 240-240108/1-A		3010A, 6010C		50 mL	50 mL	5 mL			
MB 240-240211/2		3010A, 6010C		50 mL	50 mL	5 mL			
LCS 240-240211/3		3010A, 6010C		50 mL	50 mL	5 mL	1 mL	1 mL	1 mL
240-67510-B-1-C	BLG-SLAG1-071416	3010A, 6010C	E	50 mL	50 mL	5 mL			
240-67510-B-2-C	BLG-SLAG2-071416	3010A, 6010C	E	50 mL	50 mL	5 mL			
240-67510-B-3-C	BLG-SLAG3-071416	3010A, 6010C	E	50 mL	50 mL	5 mL			
240-67510-B-4-C	BLD-SLAG1-071416	3010A, 6010C	E	50 mL	50 mL	5 mL			
240-67510-B-5-C	BLD-SLAG2-071416	3010A, 6010C	E	50 mL	50 mL	5 mL			
240-67510-B-6-C	BLD-SLAG3-071416	3010A, 6010C	E	50 mL	50 mL	5 mL			

Lab Sample ID	Client Sample ID	Method Chain	Basis	MTTMHNO3 00092					
LB 240-240108/1-A		3010A, 6010C		3 mL					
MB 240-240211/2		3010A, 6010C		3 mL					
LCS 240-240211/3		3010A, 6010C		3 mL					
240-67510-B-1-C	BLG-SLAG1-071416	3010A, 6010C	E	3 mL					
240-67510-B-2-C	BLG-SLAG2-071416	3010A, 6010C	E	3 mL					
240-67510-B-3-C	BLG-SLAG3-071416	3010A, 6010C	E	3 mL					
240-67510-B-4-C	BLD-SLAG1-071416	3010A, 6010C	E	3 mL					
240-67510-B-5-C	BLD-SLAG2-071416	3010A, 6010C	E	3 mL					
240-67510-B-6-C	BLD-SLAG3-071416	3010A, 6010C	E	3 mL					

Batch Notes	
Hot Block ID	HB0
Pipette ID	MP1-MP3-MP5
Digestion Tube/Cup ID	1509104

The pound sign (#) in the amount added field denotes that the reagent was used undiluted. All calculations are performed using the stated concentration for this reagent.

METALS BATCH WORKSHEET

Lab Name: TestAmerica Canton Job No.: 240-67510-1

SDG No.:

Batch Number: 240211 Batch Start Date: 07/28/16 10:38 Batch Analyst: Dillon, William K

Batch Method: 3010A Batch End Date: 07/28/16 18:38

Basis	Basis Description
E	SPLP East

The pound sign (#) in the amount added field denotes that the reagent was used undiluted. All calculations are performed using the stated concentration for this reagent.

METALS BATCH WORKSHEET

Lab Name: TestAmerica Canton Job No.: 240-67510-1

SDG No.:

Batch Number: 240108 Batch Start Date: 07/27/16 18:30 Batch Analyst: Hunter, Sean M

Batch Method: 1312 Batch End Date: 07/28/16 12:30

Lab Sample ID	Client Sample ID	Method Chain	Basis	EXSPLPACID 00008	EXSPLPEFLUID 00156	EXTCLPFILTERS 00030	AnalysisComment		
LB 240-240108/1		1312, 7470A, 7470A		1 mL	1 mL	1			
240-67510-B-1	BLG-SLAG1-071416	1312, 7470A, 7470A	E	1 mL	1 mL	1			
240-67510-B-2	BLG-SLAG2-071416	1312, 7470A, 7470A	E	1 mL	1 mL	1			
240-67510-B-3	BLG-SLAG3-071416	1312, 7470A, 7470A	E	1 mL	1 mL	1			
240-67510-B-4	BLD-SLAG1-071416	1312, 7470A, 7470A	E	1 mL	1 mL	1			
240-67510-B-5	BLD-SLAG2-071416	1312, 7470A, 7470A	E	1 mL	1 mL	1			
240-67510-B-6	BLD-SLAG3-071416	1312, 7470A, 7470A	E	1 mL	1 mL	1	MS/msd Hg		

Batch Notes	
Tumbler Rotations per Minute	A, B, I =31

Basis	Basis Description
E	SPLP East

The pound sign (#) in the amount added field denotes that the reagent was used undiluted. All calculations are performed using the stated concentration for this reagent.

METALS BATCH WORKSHEET

Lab Name: TestAmerica Canton Job No.: 240-67510-1

SDG No.:

Batch Number: 240212 Batch Start Date: 07/28/16 12:00 Batch Analyst: Dillon, William K

Batch Method: 7470A Batch End Date: 07/28/16 14:00

Lab Sample ID	Client Sample ID	Method Chain	Basis	InitialAmount	FinalAmount	K2S2O8 00047	MTH2S04 00032	MTHGCALW 01273	MTKMN04W 00111
LB 240-240108/1-A		7470A, 7470A		50 mL	50 mL	4 mL	2.5 mL		7.5 mL
MB 240-240212/2		7470A, 7470A		50 mL	50 mL	4 mL	2.5 mL		7.5 mL
LCS 240-240212/3		7470A, 7470A		50 mL	50 mL	4 mL	2.5 mL	2.5 mL	7.5 mL
240-67510-B-6-C	BLD-SLAG3-071416	7470A, 7470A	E	50 mL	50 mL	4 mL	2.5 mL		7.5 mL
240-67510-B-6-C MS	BLD-SLAG3-071416	7470A, 7470A	E	50 mL	50 mL	4 mL	2.5 mL	2.5 mL	7.5 mL
240-67510-B-6-C MSD	BLD-SLAG3-071416	7470A, 7470A	E	50 mL	50 mL	4 mL	2.5 mL	2.5 mL	7.5 mL
240-67510-B-1-C	BLG-SLAG1-071416	7470A, 7470A	E	50 mL	50 mL	4 mL	2.5 mL		7.5 mL
240-67510-B-2-C	BLG-SLAG2-071416	7470A, 7470A	E	50 mL	50 mL	4 mL	2.5 mL		7.5 mL
240-67510-B-3-C	BLG-SLAG3-071416	7470A, 7470A	E	50 mL	50 mL	4 mL	2.5 mL		7.5 mL
240-67510-B-4-C	BLD-SLAG1-071416	7470A, 7470A	E	50 mL	50 mL	4 mL	2.5 mL		7.5 mL
240-67510-B-5-C	BLD-SLAG2-071416	7470A, 7470A	E	50 mL	50 mL	4 mL	2.5 mL		7.5 mL

Lab Sample ID	Client Sample ID	Method Chain	Basis	MTTMHNO3 00092					
LB 240-240108/1-A		7470A, 7470A		1.25 mL					
MB 240-240212/2		7470A, 7470A		1.25 mL					
LCS 240-240212/3		7470A, 7470A		1.25 mL					
240-67510-B-6-C	BLD-SLAG3-071416	7470A, 7470A	E	1.25 mL					
240-67510-B-6-C MS	BLD-SLAG3-071416	7470A, 7470A	E	1.25 mL					
240-67510-B-6-C MSD	BLD-SLAG3-071416	7470A, 7470A	E	1.25 mL					
240-67510-B-1-C	BLG-SLAG1-071416	7470A, 7470A	E	1.25 mL					
240-67510-B-2-C	BLG-SLAG2-071416	7470A, 7470A	E	1.25 mL					
240-67510-B-3-C	BLG-SLAG3-071416	7470A, 7470A	E	1.25 mL					
240-67510-B-4-C	BLD-SLAG1-071416	7470A, 7470A	E	1.25 mL					
240-67510-B-5-C	BLD-SLAG2-071416	7470A, 7470A	E	1.25 mL					

The pound sign (#) in the amount added field denotes that the reagent was used undiluted. All calculations are performed using the stated concentration for this reagent.

METALS BATCH WORKSHEET

Lab Name: TestAmerica Canton Job No.: 240-67510-1

SDG No.:

Batch Number: 240212 Batch Start Date: 07/28/16 12:00 Batch Analyst: Dillon, William K

Batch Method: 7470A Batch End Date: 07/28/16 14:00

Batch Notes	
Batch Comment	Takeout temps within range
Hot Block ID	B1
Pipette ID	MP2
Digestion Tube/Cup ID	1509104

Basis	Basis Description
E	SPLP East

The pound sign (#) in the amount added field denotes that the reagent was used undiluted. All calculations are performed using the stated concentration for this reagent.

METALS BATCH WORKSHEET

Lab Name: TestAmerica Canton Job No.: 240-67510-1

SDG No.:

Batch Number: 240392 Batch Start Date: 07/29/16 07:45 Batch Analyst: Dillon, William K

Batch Method: 7470A Batch End Date: 07/29/16 09:45

Lab Sample ID	Client Sample ID	Method Chain	Basis	InitialAmount	FinalAmount	K2S2O8 00047	MTH2S04 00032	MTHGCALW 01274	MTHgICV_00001 00042
ICV 240-240392/7		7470A, 7470A		50 mL	50 mL	4 mL	2.5 mL		2.5 mL
ICB 240-240392/8		7470A, 7470A		50 mL	50 mL	4 mL	2.5 mL		
CRA 240-240392/9		7470A, 7470A		50 mL	50 mL	4 mL	2.5 mL	0.1 mL	
CCV 240-240392/10		7470A, 7470A		50 mL	50 mL	4 mL	2.5 mL	2.5 mL	
CCB 240-240392/11		7470A, 7470A		50 mL	50 mL	4 mL	2.5 mL		

Lab Sample ID	Client Sample ID	Method Chain	Basis	MTKMN04W 00111	MTTMHNO3 00092				
ICV 240-240392/7		7470A, 7470A		7.5 mL	1.25 mL				
ICB 240-240392/8		7470A, 7470A		7.5 mL	1.25 mL				
CRA 240-240392/9		7470A, 7470A		7.5 mL	1.25 mL				
CCV 240-240392/10		7470A, 7470A		7.5 mL	1.25 mL				
CCB 240-240392/11		7470A, 7470A		7.5 mL	1.25 mL				

Batch Notes	
Batch Comment	take out temp in range
Hot Block ID	C3
Pipette ID	MP1, MP2
Digestion Tube/Cup ID	1509104

Basis	Basis Description

The pound sign (#) in the amount added field denotes that the reagent was used undiluted. All calculations are performed using the stated concentration for this reagent.

METALS BATCH WORKSHEET

Lab Name: TestAmerica Canton Job No.: 240-67510-1

SDG No.:

Batch Number: 239668 Batch Start Date: 07/25/16 07:50 Batch Analyst: Dillon, William K

Batch Method: 7471A Batch End Date: 07/25/16 08:20

Lab Sample ID	Client Sample ID	Method Chain	Basis	InitialAmount	FinalAmount	MTAQUAREGIA 01388	MTHGCALW 01270	MTHgICV_00001 00040	MTKMN04W 00111
ICV 240-239668/7		7471A, 7471A		100 mL	100 mL	5 mL		5 mL	15 mL
ICB 240-239668/8		7471A, 7471A		100 mL	100 mL	5 mL			15 mL
CRA 240-239668/9		7471A, 7471A		100 mL	100 mL	5 mL	0.2 mL		15 mL
CCV 240-239668/10		7471A, 7471A		100 mL	100 mL	5 mL	5 mL		15 mL
CCB 240-239668/11		7471A, 7471A		100 mL	100 mL	5 mL			15 mL

Batch Notes	
Batch Comment	take out temp in range
Hot Block ID	C3
Pipette ID	MP1, MP2
Digestion Tube/Cup ID	1509104

Basis	Basis Description

The pound sign (#) in the amount added field denotes that the reagent was used undiluted. All calculations are performed using the stated concentration for this reagent.

METALS BATCH WORKSHEET

Lab Name: TestAmerica Canton Job No.: 240-67510-1

SDG No.:

Batch Number: 239687 Batch Start Date: 07/25/16 16:00 Batch Analyst: Elshaw, Dale

Batch Method: 7471A Batch End Date: 07/25/16 16:30

Lab Sample ID	Client Sample ID	Method Chain	Basis	InitialAmount	FinalAmount	MTAQUAREGIA 01388	MTHGCALW 01270	MTKMN04W 00111	
MB 240-239687/1		7471A, 7471A		0.60 g	100 mL	5 mL		15 mL	
LCS 240-239687/2		7471A, 7471A		0.60 g	100 mL	5 mL	5 mL	15 mL	
240-67505-F-2 MS		7471A, 7471A	T	0.57 g	100 mL	5 mL	1 mL	15 mL	
240-67505-F-2 MSD		7471A, 7471A	T	0.57 g	100 mL	5 mL	1 mL	15 mL	
240-67510-B-1	BLG-SLAG1-071416	7471A, 7471A	T	0.52 g	100 mL	5 mL		15 mL	
240-67510-B-2	BLG-SLAG2-071416	7471A, 7471A	T	0.57 g	100 mL	5 mL		15 mL	
240-67510-B-3	BLG-SLAG3-071416	7471A, 7471A	T	0.53 g	100 mL	5 mL		15 mL	
240-67510-B-4	BLD-SLAG1-071416	7471A, 7471A	T	0.61 g	100 mL	5 mL		15 mL	
240-67510-B-5	BLD-SLAG2-071416	7471A, 7471A	T	0.52 g	100 mL	5 mL		15 mL	
240-67510-B-6	BLD-SLAG3-071416	7471A, 7471A	T	0.50 g	100 mL	5 mL		15 mL	

Batch Notes	
Balance ID	b039
Batch Comment	Take out temps in range
Blank Soil Lot Number	s608-6f020
Hot Block ID	c2
Pipette ID	MP1-MP2-MP5
Digestion Tube/Cup ID	1512329

Basis	Basis Description
T	Total/NA

The pound sign (#) in the amount added field denotes that the reagent was used undiluted. All calculations are performed using the stated concentration for this reagent.

GENERAL CHEMISTRY

COVER PAGE
GENERAL CHEMISTRY

Lab Name: TestAmerica Canton Job Number: 240-67510-1

SDG No.:

Project: MRC Block G/D Slag Inv.

Client Sample ID	Lab Sample ID
BLG-SLAG1-071416	240-67510-1
BLG-SLAG2-071416	240-67510-2
BLG-SLAG3-071416	240-67510-3
BLD-SLAG1-071416	240-67510-4
BLD-SLAG2-071416	240-67510-5
BLD-SLAG3-071416	240-67510-6

Comments:

9-IN
DETECTION LIMITS
GENERAL CHEMISTRY

Lab Name: TestAmerica Canton Job Number: 240-67510-1

SDG Number:

Matrix: Solid Instrument ID: NOEQUIP

Method: Moisture RL Date: 01/28/2010 09:24

Analyte	Wavelength/ Mass	RL (%)	
Percent Moisture		0.1	
Percent Solids		0.1	

9-IN
CALIBRATION BLANK DETECTION LIMITS
GENERAL CHEMISTRY

Lab Name: TestAmerica Canton Job Number: 240-67510-1

SDG Number:

Matrix: Solid Instrument ID: NOEQUIP

Method: Moisture XRL Date: 01/28/2010 09:24

Analyte	Wavelength/ Mass	XRL (mg/L)	
Percent Moisture		10	
Percent Solids		10	

13-IN
ANALYSIS RUN LOG
GENERAL CHEMISTRY

Lab Name: TestAmerica Canton Job No.: 240-67510-1

SDG No.:

Instrument ID: NOEQUIP Analysis Method: Moisture

Start Date: 07/25/2016 13:55 End Date: 07/25/2016 14:49

Lab Sample Id	D/F	Type	Time	Analytes																									
				% Sol	Moist																								
ZZZZZZ			13:55																										
ZZZZZZ			13:55																										
ZZZZZZ			13:55																										
ZZZZZZ			13:55																										
ZZZZZZ			13:55																										
ZZZZZZ			13:55																										
ZZZZZZ			13:55																										
ZZZZZZ			13:55																										
ZZZZZZ			13:55																										
ZZZZZZ			13:55																										
ZZZZZZ			13:55																										
ZZZZZZ			13:55																										
ZZZZZZ			13:55																										
ZZZZZZ			13:55																										
ZZZZZZ			13:55																										
ZZZZZZ			13:55																										
ZZZZZZ			13:55																										
ZZZZZZ			13:55																										
ZZZZZZ			13:55																										
ZZZZZZ			13:55																										
ZZZZZZ			13:55																										
ZZZZZZ			14:05																										
ZZZZZZ			14:05																										
ZZZZZZ			14:05																										
ZZZZZZ			14:05																										
ZZZZZZ			14:05																										
ZZZZZZ			14:05																										
ZZZZZZ			14:05																										
ZZZZZZ			14:05																										
ZZZZZZ			14:05																										
ZZZZZZ			14:05																										
ZZZZZZ			14:05																										
ZZZZZZ			14:05																										
ZZZZZZ			14:05																										
ZZZZZZ			14:05																										
ZZZZZZ			14:05																										
ZZZZZZ			14:05																										
ZZZZZZ			14:05																										

FORM XIII-IN

13-IN
ANALYSIS RUN LOG
GENERAL CHEMISTRY

Lab Name: TestAmerica Canton Job No.: 240-67510-1

SDG No.:

Instrument ID: NOEQUIP Analysis Method: Moisture

Start Date: 07/25/2016 13:55 End Date: 07/25/2016 14:49

Lab Sample Id	D/F	Type	Time	Analytes																										
				% Sol	Moist																									
ZZZZZZ			14:05																											
ZZZZZZ			14:13																											
ZZZZZZ			14:13																											
ZZZZZZ			14:13																											
ZZZZZZ			14:13																											
ZZZZZZ			14:13																											
ZZZZZZ			14:13																											
ZZZZZZ			14:13																											
ZZZZZZ			14:13																											
240-67510-1	1	T	14:13	X	X																									
240-67510-3	1	T	14:13	X	X																									
240-67510-2	1	T	14:13	X	X																									
240-67510-2 DU	1	T	14:13	X	X																									
240-67510-4	1	T	14:13	X	X																									
240-67510-5	1	T	14:13	X	X																									
240-67510-6	1	T	14:13	X	X																									
ZZZZZZ			14:13																											
ZZZZZZ			14:13																											
ZZZZZZ			14:13																											
ZZZZZZ			14:13																											
ZZZZZZ			14:13																											
ZZZZZZ			14:28																											
ZZZZZZ			14:28																											
ZZZZZZ			14:28																											
ZZZZZZ			14:28																											
ZZZZZZ			14:28																											
ZZZZZZ			14:28																											
ZZZZZZ			14:28																											
ZZZZZZ			14:28																											
ZZZZZZ			14:28																											
ZZZZZZ			14:28																											
ZZZZZZ			14:28																											
ZZZZZZ			14:28																											
ZZZZZZ			14:28																											
ZZZZZZ			14:28																											
ZZZZZZ			14:28																											
ZZZZZZ			14:28																											
ZZZZZZ			14:28																											
ZZZZZZ			14:28																											
ZZZZZZ			14:28																											

FORM XIII-IN

13-IN
ANALYSIS RUN LOG
GENERAL CHEMISTRY

Lab Name: TestAmerica Canton Job No.: 240-67510-1

SDG No.:

Instrument ID: NOEQUIP Analysis Method: Moisture

Start Date: 07/25/2016 13:55 End Date: 07/25/2016 14:49

Lab Sample Id	D/F	Type	Time	Analytes																										
				% Sol	Moist																									
ZZZZZZ			14:28																											
ZZZZZZ			14:28																											
ZZZZZZ			14:41																											
ZZZZZZ			14:41																											
ZZZZZZ			14:41																											
ZZZZZZ			14:41																											
ZZZZZZ			14:41																											
ZZZZZZ			14:41																											
ZZZZZZ			14:41																											
ZZZZZZ			14:41																											
ZZZZZZ			14:41																											
ZZZZZZ			14:41																											
ZZZZZZ			14:41																											
ZZZZZZ			14:41																											
ZZZZZZ			14:41																											
ZZZZZZ			14:41																											
ZZZZZZ			14:41																											
ZZZZZZ			14:41																											
ZZZZZZ			14:41																											
ZZZZZZ			14:41																											
ZZZZZZ			14:41																											
ZZZZZZ			14:41																											
ZZZZZZ			14:41																											
ZZZZZZ			14:41																											
ZZZZZZ			14:41																											
ZZZZZZ			14:41																											
ZZZZZZ			14:41																											
ZZZZZZ			14:41																											
ZZZZZZ			14:49																											
ZZZZZZ			14:49																											
ZZZZZZ			14:49																											
ZZZZZZ			14:49																											
ZZZZZZ			14:49																											
ZZZZZZ			14:49																											
ZZZZZZ			14:49																											
ZZZZZZ			14:49																											
ZZZZZZ			14:49																											
ZZZZZZ			14:49																											
ZZZZZZ			14:49																											
ZZZZZZ			14:49																											
ZZZZZZ			14:49																											
ZZZZZZ			14:49																											
ZZZZZZ			14:49																											
ZZZZZZ			14:49																											
ZZZZZZ			14:49																											
ZZZZZZ			14:49																											
ZZZZZZ			14:49																											
ZZZZZZ			14:49																											

FORM XIII-IN

13-IN
ANALYSIS RUN LOG
GENERAL CHEMISTRY

Lab Name: TestAmerica Canton Job No.: 240-67510-1

SDG No.:

Instrument ID: NOEQUIP Analysis Method: Moisture

Start Date: 07/25/2016 13:55 End Date: 07/25/2016 14:49

Lab Sample Id	D/F	Type	Time	Analytes																									
				% Sol	Moist																								
ZZZZZZ			14:49																										
ZZZZZZ			14:49																										
ZZZZZZ			14:49																										

Prep Types:
T = Total/NA

FORM XIII-IN

GENERAL CHEMISTRY BATCH WORKSHEET

Lab Name: TestAmerica Canton Job No.: 240-67510-1

SDG No.:

Batch Number: 239693 Batch Start Date: 07/25/16 13:55 Batch Analyst: Weimer, Joshua W

Batch Method: Moisture Batch End Date: 07/26/16 09:15

Lab Sample ID	Client Sample ID	Method Chain	Basis	DishWeight	SampleMassWet	SampleMassDry			
240-67510-A-1	BLG-SLAG1-071416	Moisture	T	4.2961 g	11.1778 g	11.0018 g			
240-67510-A-3	BLG-SLAG3-071416	Moisture	T	4.2961 g	8.5559 g	8.3566 g			
240-67510-A-2	BLG-SLAG2-071416	Moisture	T	4.2961 g	7.8908 g	7.7789 g			
240-67510-A-2 DU	BLG-SLAG2-071416	Moisture	T	4.2961 g	9.6511 g	9.5046 g			
240-67510-A-4	BLD-SLAG1-071416	Moisture	T	4.2961 g	9.8238 g	9.6785 g			
240-67510-A-5	BLD-SLAG2-071416	Moisture	T	4.2961 g	11.0470 g	10.7706 g			
240-67510-A-6	BLD-SLAG3-071416	Moisture	T	4.2961 g	10.1264 g	10.0006 g			

Batch Notes	
Balance ID	B047 No Unit
Date and Time Samples in Desiccator	7/26/16; 5:30
Date and Time Samples out of Desiccator	7/26/16; 8:45
Date samples were placed in the oven	7/25/16
Oven Temp In	104.4 Degrees C
Time samples were place in the oven	17:30
Date samples were removed from oven	7/26/16
Oven Temp Out	104.5 Degrees C
Time Samples were removed from oven	5:30
Oven ID	002
Thermometer ID	Tempguard Box-C #6

Basis	Basis Description
T	Total/NA

The pound sign (#) in the amount added field denotes that the reagent was used undiluted. All calculations are performed using the stated concentration for this reagent.

Shipping and Receiving Documents

TestAmerica Baltimore
7526 Connelley Drive
Suite F
Hanover, MD 21076
Phone: 410.766.2516 Fax:

180325

BALTIMORE

Chain of Custody Record

13 | C2.3

000006

TestAmerica
THE LEADER IN ENVIRONMENTAL TESTING
TestAmerica Laboratories, Inc.
TAL-8210 (0713)

Regulatory Program: ☐ DW ☐ NPDES ☐ RCRA ☐ Other:

Client Contact			
Company Name: Tetra Tech INC	Project Manager: APANAVAGE	Site Contact: MULLIS	Date: 7/14/16
Address: 20251 Century Blvd. Ste. 200	Tel/Fax: 301-528-3021	Lab Contact: MCFADDEN	Carrier: Fed Ex
City/State/Zip: Germantown, MD, 20874	Analysis Turnaround Time: ☒ CALENDAR DAYS ☐ WORKING DAYS		
Phone: 301-528-3021	TAT if different from Below ____		
Fax: 301-528-3000	☒ 2 weeks STANDARD		
Project Name: BLOCK G/D SLAG INV.	☐ 1 week 15 DAYS		
Site: MRC BLOCK G/D	☐ 2 days		
PO# 112IC07931	☐ 1 day		

COC No: 1 of 1 COCs
Sampler:
For Lab Use Only:
Walk-in Client:
Lab Sampling:
Job / SDG No.:

Sample Identification	Sample Date	Sample Time	Sample Type (C=Comp, G=Grab)	Matrix	# of Cont.	Filtered Sample (Y/N)	Perform MS / MSD (Y/N)	Total Metals (3050B/6010C)	SPLP Leaching (1312 + 6010C)	Sample Specific Notes:
BLG-SLAG1-071416	7/14/16	1100	G	Rock	1			X	X	
BLG-SLAG2-071416	↓	1030	↓	↓	↓			X	X	
BLG-SLAG3-071416	↓	0930	↓	↓	↓			X	X	
BLD-SLAG1-071416	↓	1230	↓	↓	↓			X	X	
BLD-SLAG2-071416	↓	1300	↓	↓	↓			X	X	
BLD-SLAG3-071416	↓	1330	↓	↓	↓			X	X	
								1	1	

7/14/16

240-67510 Chain of Custody

Preservation Used: 1= Ice, 2= HCl; 3= H2SO4; 4=HNO3; 5=NaOH; 6= Other ____

Possible Hazard Identification:
Are any samples from a listed EPA Hazardous Waste? Please List any EPA Waste Codes for the sample in the Comments Section if the lab is to dispose of the sample.

☒ Non-Hazard ☐ Flammable ☐ Skin Irritant ☐ Poison B ☐ Unknown

Sample Disposal (A fee may be assessed if samples are retained longer than 1 month)
☐ Return to Client ☒ Disposal by Lab ☐ Archive for ____ Months

Special Instructions/QC Requirements & Comments: 112IC07931 * BLOCK G/D SLAG INVESTIGATION - Rock sizes range from 1-2 grams to golfball sized for the two analyses - Total Metals and SPLP Leaching

Custody Seals Intact: ☐ Yes ☐ No | Custody Seal No.: | Cooler Temp. (°C): Obs'd: ____ Corr'd: ____ Therm ID No.: ____

Relinquished by:	Company:	Date/Time:	Received by:	Company:	Date/Time:
[signature]	Tetra Tech	7/14/16 1500	[signature]	TestAmerica	7/14/16 / 1500
[signature]	TestAmerica	7/14/16 / 1600	[signature]	TANC	7/15/16 9:25
			Received in Laboratory by:		

TestAmerica Canton Sample Receipt Form/Narrative **Login # : 67510**
Canton Facility

Client Tetra Tech Site Name _____ Cooler unpacked by:

Cooler Received on 7/15/14 Opened on 7/15/14

FedEx: 1st Grd Exp UPS FAS Stetson Client Drop Off TestAmerica Courier Other _____

Receipt After-hours: Drop-off Date/Time _____ Storage Location _____

TestAmerica Cooler # _____ Foam Box Client Cooler Box Other _____

Packing material used: Bubble Wrap Foam Plastic Bag None Other _____

COOLANT: Wet Ice Blue Ice Dry Ice Water None

1. Cooler temperature upon receipt ☐ See Multiple Cooler Form

IR GUN# IR-8 (CF +1.3 °C) Observed Cooler Temp. _____ °C Corrected Cooler Temp. _____ °C

IR GUN #36 (CF +1.0°C) Observed Cooler Temp. 1.3 °C Corrected Cooler Temp. 2.3 °C

2.	Were custody seals on the outside of the cooler(s)? If Yes Quantity _____	Yes No
	-Were custody seals on the outside of the cooler(s) signed & dated?	Yes No NA
	-Were custody seals on the bottle(s) or bottle kits (LLHg/MeHg)?	Yes No
3.	Shippers' packing slip attached to the cooler(s)?	Yes No
4.	Did custody papers accompany the sample(s)?	Yes No
5.	Were the custody papers relinquished & signed in the appropriate place?	Yes No
6.	Was/were the person(s) who collected the samples clearly identified on the COC?	Yes No
7.	Did all bottles arrive in good condition (Unbroken)?	Yes No
8.	Could all bottle labels be reconciled with the COC?	Yes No
9.	Were correct bottle(s) used for the test(s) indicated?	Yes No
10.	Sufficient quantity received to perform indicated analyses?	Yes No
11.	Are these work share samples?	Yes No
	If yes, Questions 11-15 have been checked at the originating laboratory.	
11.	Were sample(s) at the correct pH upon receipt?	Yes No NA pH Strip Lot# **HC574756**
12.	Were VOAs on the COC?	Yes No
13.	Were air bubbles >6 mm in any VOA vials?	Yes No NA
14.	Was a VOA trip blank present in the cooler(s)? Trip Blank Lot #_____	Yes No
15.	Was a LL Hg or Me Hg trip blank present? _____	Yes No

Contacted PM _____ Date _____ by _____ via Verbal Voice Mail Other

Concerning _____

14. CHAIN OF CUSTODY & SAMPLE DISCREPANCIES

Samples processed by:

15. SAMPLE CONDITION

Sample(s) _____ were received after the recommended holding time had expired.

Sample(s) _____ were received in a broken container.

Sample(s) _____ were received with bubble >6 mm in diameter. (Notify PM)

16. SAMPLE PRESERVATION

Sample(s) _____ were further preserved in the laboratory.

Time preserved: _____ Preservative(s) added/Lot number(s): _____.

TestAmerica
THE LEADER IN ENVIRONMENTAL TESTING

ANALYTICAL REPORT

Job Number: 240-70382-1

Job Description: MRC Slag Resample Block G/D

For:
Tetra Tech, Inc.
20251 Century Blvd
Suite 200
Germantown, MD 20874

Attention: Tony Apanavage



Approved for release.
John McFadden
Project Manager I
11/3/2016 2:59 PM

John McFadden, Project Manager I
4101 Shuffel Street NW, North Canton, OH, 44720
john.mcfadden@testamericainc.com
11/03/2016
Revision: 1

The test results in this report meet all NELAP requirements for parameters for which accreditation is required or available. Any exceptions to the NELAP requirements are noted in this report. Pursuant to NELAP, this report may not be reproduced, except in full, without the written approval of the laboratory. This report is confidential and is intended for the sole use of TestAmerica and its client. All questions regarding this report should be directed to the TestAmerica Project Manager who has signed this report.

Table of Contents

Cover Title Page 1

Data Summaries 4

- Definitions 4
- Case Narrative 5
- Detection Summary 7
- Client Sample Results 18
- Default Detection Limits 32
- QC Sample Results 34
- QC Association 40
- Chronicle 43
- Certification Summary 49
- Method Summary 50
- Sample Summary 51
- Reagent Traceability 52

Inorganic Sample Data 71

- Metals Data 71
  - Met Cover Page 72
  - Met Sample Data 73
  - Met QC Data 86
    - Met ICV/CCV 86
    - Met CRQL 95
    - Met Blanks 103
    - Met ICSA/ICSAB 111
    - Met MS/MSD/PDS 121
    - Met LCS/LCSD 126
    - Met Serial Dilution 128

Table of Contents

Met MDL 130

Met IECF 134

Met Linear Ranges 135

Met Preparation Log 137

Met Analysis Run Log 139

Met ICP/MS Int Stds 170

Met Prep Data 176

General Chemistry Data 180

Gen Chem Cover Page 181

Gen Chem MDL 182

Gen Chem Analysis Run Log 184

Gen Chem Prep Data 186

Shipping and Receiving Documents 188

Client Chain of Custody 189

Qualifiers

Metals

Qualifier	Qualifier Description
F1	MS and/or MSD Recovery is outside acceptance limits.
J	Result is less than the RL but greater than or equal to the MDL and the concentration is an approximate value.
F2	MS/MSD RPD exceeds control limits
B	Compound was found in the blank and sample.
U	Indicates the analyte was analyzed for but not detected.
4	MS, MSD: The analyte present in the original sample is greater than 4 times the matrix spike concentration; therefore, control limits are not applicable.
W	PS: Post-digestion spike was outside control limits
V	Serial Dilution exceeds the control limits

General Chemistry

Qualifier	Qualifier Description
F3	Duplicate RPD exceeds the control limit

Glossary

Abbreviation	These commonly used abbreviations may or may not be present in this report.
¤	Listed under the "D" column to designate that the result is reported on a dry weight basis
%R	Percent Recovery
CFL	Contains Free Liquid
CNF	Contains no Free Liquid
DER	Duplicate error ratio (normalized absolute difference)
Dil Fac	Dilution Factor
DL, RA, RE, IN	Indicates a Dilution, Re-analysis, Re-extraction, or additional Initial metals/anion analysis of the sample
DLC	Decision level concentration
MDA	Minimum detectable activity
EDL	Estimated Detection Limit
MDC	Minimum detectable concentration
MDL	Method Detection Limit
ML	Minimum Level (Dioxin)
NC	Not Calculated
ND	Not detected at the reporting limit (or MDL or EDL if shown)
PQL	Practical Quantitation Limit
QC	Quality Control
RER	Relative error ratio
RL	Reporting Limit or Requested Limit (Radiochemistry)
RPD	Relative Percent Difference, a measure of the relative difference between two points
TEF	Toxicity Equivalent Factor (Dioxin)
TEQ	Toxicity Equivalent Quotient (Dioxin)

CASE NARRATIVE

Client: Tetra Tech, Inc.

Project: MRC Slag Resample Block G/D

Report Number: 240-70382-1
Revision 1

The report was revised on 11/3/16 to correct the Manganese result for sample BLG-SLAG5-100416 (3) (240-70382-6) for the ICPMS (6020A) method.

With the exceptions noted as flags or footnotes, standard analytical protocols were followed in the analysis of the samples and no problems were encountered or anomalies observed. In addition all laboratory quality control samples were within established control limits, with any exceptions noted below. Each sample was analyzed to achieve the lowest possible reporting limit within the constraints of the method. In some cases, due to interference or analytes present at high concentrations, samples were diluted. For diluted samples, the reporting limits are adjusted relative to the dilution required.

TestAmerica Canton attests to the validity of the laboratory data generated by TestAmerica facilities reported herein. All analyses performed by TestAmerica facilities were done using established laboratory SOPs that incorporate QA/QC procedures described in the application methods. TestAmerica's operations groups have reviewed the data for compliance with the laboratory QA/QC plan, and data have been found to be compliant with laboratory protocols unless otherwise noted below.

The test results in this report meet all NELAP requirements for parameters for which accreditation is required or available. Any exceptions to NELAP requirements are noted in this report. Pursuant to NELAP, this report may not be reproduced, except in full, without the written approval of the laboratory.

Calculations are performed before rounding to avoid round-off errors in calculated results.

All holding times were met and proper preservation noted for the methods performed on these samples, unless otherwise detailed in the individual sections below.

All solid sample results are reported on an "as received" basis unless otherwise indicated by the presence of a % solids value in the method header.

This laboratory report is confidential and is intended for the sole use of TestAmerica and its client.

RECEIPT
The samples were received on 10/05/2016 at 9:15 AM; the samples arrived in good condition, properly preserved and on ice. The temperature of the cooler at receipt was 4.2 C.

The samples were analyzed in triplicate. This is the reason the numbers 1, 2 or 3 appear at the end of the sample IDs.

TOTAL METALS (ICP)
Samples BLG-SLAG4-100416 (1) (240-70382-1), BLG-SLAG4-100416 (2) (240-70382-2), BLG-SLAG4-100416 (3) (240-70382-3), BLG-SLAG5-100416 (1) (240-70382-4), BLG-SLAG5-100416 (2) (240-70382-5), BLG-SLAG5-100416 (3) (240-70382-6), BLD-SLAG4-100416 (1) (240-70382-7), BLD-SLAG4-100416 (2) (240-70382-8), BLD-SLAG4-100416 (3) (240-70382-9), BLD-SLAG5-100416 (1) (240-70382-10), BLD-SLAG5-100416 (2) (240-70382-11) and BLD-SLAG5-100416 (3) (240-70382-12) were analyzed for total metals (ICP) in accordance with EPA SW-846 Method 6010C. The samples were prepared on 10/06/2016 and analyzed on 10/07/2016 and 10/10/2016.

Calcium, Chromium, Magnesium and Manganese were detected in method blank MB 240-250171/1-A at levels that were above the method detection limit but below the reporting limit. The values should be considered estimates, and have been flagged. If the associated sample reported a result above the MDL and/or RL, the result has been flagged.

Samples BLG-SLAG4-100416 (1) (240-70382-1)[5X], BLG-SLAG4-100416 (2) (240-70382-2)[5X], BLG-SLAG4-100416 (3) (240-70382-3) [5X], BLG-SLAG5-100416 (1) (240-70382-4)[2X], BLG-SLAG5-100416 (2) (240-70382-5)[2X], BLG-SLAG5-100416 (3) (240-70382-6)[5X], BLD-SLAG4-100416 (1) (240-70382-7)[5X], BLD-SLAG4-100416 (2) (240-70382-8)[5X], BLD-SLAG4-100416 (3) (240-70382-9)[2X], BLD-SLAG5-100416 (1) (240-70382-10)[2X], BLD-SLAG5-100416 (2) (240-70382-11)[2X] and BLD-SLAG5-100416 (3) (240-70382-12) [2X] required dilution prior to analysis due to the nature of the sample matrix. The reporting limits have been adjusted accordingly.

No additional analytical or quality issues were noted, other than those described above or in the Definitions/Glossary page.

METALS (ICPMS)
Samples BLG-SLAG4-100416 (1) (240-70382-1), BLG-SLAG4-100416 (2) (240-70382-2), BLG-SLAG4-100416 (3) (240-70382-3), BLG-SLAG5-100416 (1) (240-70382-4), BLG-SLAG5-100416 (2) (240-70382-5), BLG-SLAG5-100416 (3) (240-70382-6),

BLD-SLAG4-100416 (1) (240-70382-7), BLD-SLAG4-100416 (2) (240-70382-8), BLD-SLAG4-100416 (3) (240-70382-9), BLD-SLAG5-100416 (1) (240-70382-10), BLD-SLAG5-100416 (2) (240-70382-11) and BLD-SLAG5-100416 (3) (240-70382-12) were analyzed for metals (ICPMS) in accordance with EPA SW-846 Methods 6020A. The samples were prepared on 10/06/2016 and analyzed on 10/14/2016, 10/17/2016 and 10/18/2016.

Aluminum, Lead and Manganese were detected in method blank MB 240-250171/1-A at levels exceeding the reporting limit. If the associated sample reported a result above the MDL and/or RL, the result has been flagged. Several analytes were detected in method blank MB 240-250171/1-A at levels that were above the method detection limit but below the reporting limit. The values should be considered estimates, and have been flagged. If the associated sample reported a result above the MDL and/or RL, the result has been flagged.

Samples BLG-SLAG4-100416 (1) (240-70382-1)[10X], BLG-SLAG4-100416 (2) (240-70382-2)[10X], BLG-SLAG4-100416 (3) (240-70382-3)[10X], BLG-SLAG5-100416 (1) (240-70382-4)[10X], BLG-SLAG5-100416 (2) (240-70382-5)[10X], BLG-SLAG5-100416 (3) (240-70382-6)[10X], BLD-SLAG4-100416 (1) (240-70382-7)[10X], BLD-SLAG4-100416 (2) (240-70382-8)[10X], BLD-SLAG4-100416 (3) (240-70382-9)[10X], BLD-SLAG5-100416 (1) (240-70382-10)[10X], BLD-SLAG5-100416 (2) (240-70382-11)[10X] and BLD-SLAG5-100416 (3) (240-70382-12)[10X] required dilution prior to analysis due to the nature of the sample matrix. The reporting limits have been adjusted accordingly.

No additional analytical or quality issues were noted, other than those described above or in the Definitions/Glossary page.

PERCENT SOLIDS

Samples BLG-SLAG4-100416 (1) (240-70382-1), BLG-SLAG4-100416 (2) (240-70382-2), BLG-SLAG4-100416 (3) (240-70382-3), BLG-SLAG5-100416 (1) (240-70382-4), BLG-SLAG5-100416 (2) (240-70382-5), BLG-SLAG5-100416 (3) (240-70382-6), BLD-SLAG4-100416 (1) (240-70382-7), BLD-SLAG4-100416 (2) (240-70382-8), BLD-SLAG4-100416 (3) (240-70382-9), BLD-SLAG5-100416 (1) (240-70382-10), BLD-SLAG5-100416 (2) (240-70382-11) and BLD-SLAG5-100416 (3) (240-70382-12) were analyzed for percent solids in accordance with EPA Method 160.3 MOD. The samples were analyzed on 10/05/2016.

Percent Moisture exceeded the RPD limit for the duplicate of sample BLG-SLAG4-100416 (1)DU (240-70382-1).

No additional analytical or quality issues were noted, other than those described above or in the Definitions/Glossary page.

Detection Summary

Client: Tetra Tech, Inc.
Project/Site: MRC Slag Resample Block G/D

TestAmerica Job ID: 240-70382-1

Client Sample ID: BLG-SLAG4-100416 (1)

Lab Sample ID: 240-70382-1

Analyte	Result	Qualifier	RL	MDL	Unit	Dil Fac	D	Method	Prep Type
Aluminum	11000		16	4.6	mg/Kg	1	☼	6010C	Total/NA
Barium	110	F1 F2	16	0.33	mg/Kg	1	☼	6010C	Total/NA
Beryllium	1.1	F1	0.40	0.021	mg/Kg	1	☼	6010C	Total/NA
Calcium	65000	B	2000	92	mg/Kg	5	☼	6010C	Total/NA
Cadmium	0.096	J F1	0.40	0.017	mg/Kg	1	☼	6010C	Total/NA
Cobalt	0.24	J	0.80	0.038	mg/Kg	1	☼	6010C	Total/NA
Chromium	7.1	B F1 F2	0.80	0.060	mg/Kg	1	☼	6010C	Total/NA
Copper	1.4	J	10	0.92	mg/Kg	5	☼	6010C	Total/NA
Iron	440	F2	16	2.6	mg/Kg	1	☼	6010C	Total/NA
Potassium	990	F1	400	5.0	mg/Kg	1	☼	6010C	Total/NA
Magnesium	18000	B	400	4.2	mg/Kg	1	☼	6010C	Total/NA
Manganese	2200	B	6.0	0.34	mg/Kg	5	☼	6010C	Total/NA
Sodium	1200	F1	400	15	mg/Kg	1	☼	6010C	Total/NA
Nickel	1.1	J	3.2	0.064	mg/Kg	1	☼	6010C	Total/NA
Antimony	0.42	J F1	1.6	0.38	mg/Kg	1	☼	6010C	Total/NA
Vanadium	25	F1 F2	0.80	0.16	mg/Kg	1	☼	6010C	Total/NA
Zinc	12		4.0	0.45	mg/Kg	1	☼	6010C	Total/NA
Lead	4.0	F1	0.80	0.16	mg/Kg	1	☼	6010C	Total/NA
Silver	0.018	J	0.16	0.0011	mg/Kg	2	☼	6020A	Total/NA
Aluminum	12000	B	8.0	0.50	mg/Kg	2	☼	6020A	Total/NA
Arsenic	0.43	J	0.80	0.021	mg/Kg	2	☼	6020A	Total/NA
Barium	140	F2 F1	0.80	0.18	mg/Kg	2	☼	6020A	Total/NA
Beryllium	1.5	F1	0.16	0.0088	mg/Kg	2	☼	6020A	Total/NA
Calcium	65000	F2 B	800	88	mg/Kg	10	☼	6020A	Total/NA
Cadmium	0.088	J B	0.16	0.0030	mg/Kg	2	☼	6020A	Total/NA
Cobalt	0.14	J F1 B	0.16	0.0014	mg/Kg	2	☼	6020A	Total/NA
Chromium	8.0	F1 B	0.32	0.048	mg/Kg	2	☼	6020A	Total/NA
Copper	1.7	F1 B	0.32	0.078	mg/Kg	2	☼	6020A	Total/NA
Iron	500	B	16	2.6	mg/Kg	2	☼	6020A	Total/NA
Potassium	1100	F2 F1 B	160	3.9	mg/Kg	2	☼	6020A	Total/NA
Magnesium	20000	B	160	3.2	mg/Kg	2	☼	6020A	Total/NA
Manganese	2200	B	4.0	0.48	mg/Kg	10	☼	6020A	Total/NA
Sodium	1300	F2 F1 B	160	7.0	mg/Kg	2	☼	6020A	Total/NA
Nickel	0.60	F1 B	0.32	0.031	mg/Kg	2	☼	6020A	Total/NA
Lead	4.4	B	0.16	0.036	mg/Kg	2	☼	6020A	Total/NA
Selenium	1.5	F1 B	0.80	0.032	mg/Kg	2	☼	6020A	Total/NA
Vanadium	29	F2 F1	0.80	0.030	mg/Kg	2	☼	6020A	Total/NA
Zinc	10	F1 B	3.2	0.40	mg/Kg	2	☼	6020A	Total/NA
Antimony	0.72	F1 B	0.32	0.011	mg/Kg	2	☼	6020A	Total/NA
Thallium	0.021	J	0.32	0.015	mg/Kg	2	☼	6020A	Total/NA

Client Sample ID: BLG-SLAG4-100416 (2)

Lab Sample ID: 240-70382-2

Analyte	Result	Qualifier	RL	MDL	Unit	Dil Fac	D	Method	Prep Type
Aluminum	19000		18	5.1	mg/Kg	1	☼	6010C	Total/NA
Barium	250		18	0.36	mg/Kg	1	☼	6010C	Total/NA
Beryllium	1.5		0.44	0.023	mg/Kg	1	☼	6010C	Total/NA
Calcium	120000	B	2200	100	mg/Kg	5	☼	6010C	Total/NA
Cadmium	0.50		0.44	0.019	mg/Kg	1	☼	6010C	Total/NA
Cobalt	0.59	J	0.88	0.042	mg/Kg	1	☼	6010C	Total/NA

This Detection Summary does not include radiochemical test results.

Client Sample ID: BLG-SLAG4-100416 (2) (Continued) — Lab Sample ID: 240-70382-2

Analyte	Result	Qualifier	RL	MDL	Unit	Dil Fac	D	Method	Prep Type
Chromium	9.6	B	0.88	0.066	mg/Kg	1	☼	6010C	Total/NA
Copper	4.1	J	11	1.0	mg/Kg	5	☼	6010C	Total/NA
Iron	1100		18	2.8	mg/Kg	1	☼	6010C	Total/NA
Potassium	1200		440	5.5	mg/Kg	1	☼	6010C	Total/NA
Magnesium	24000	B	440	4.6	mg/Kg	1	☼	6010C	Total/NA
Manganese	3900	B	6.6	0.37	mg/Kg	5	☼	6010C	Total/NA
Sodium	1500		440	17	mg/Kg	1	☼	6010C	Total/NA
Nickel	2.7	J	3.5	0.071	mg/Kg	1	☼	6010C	Total/NA
Vanadium	52		0.88	0.18	mg/Kg	1	☼	6010C	Total/NA
Zinc	25		4.4	0.49	mg/Kg	1	☼	6010C	Total/NA
Lead	5.8		0.88	0.18	mg/Kg	1	☼	6010C	Total/NA
Thallium	0.79	J	8.8	0.57	mg/Kg	5	☼	6010C	Total/NA
Silver	0.038	J	0.18	0.0012	mg/Kg	2	☼	6020A	Total/NA
Aluminum	23000	B	8.8	0.55	mg/Kg	2	☼	6020A	Total/NA
Arsenic	0.84	J	0.88	0.023	mg/Kg	2	☼	6020A	Total/NA
Barium	450		0.88	0.19	mg/Kg	2	☼	6020A	Total/NA
Beryllium	1.8		0.18	0.0097	mg/Kg	2	☼	6020A	Total/NA
Calcium	130000	B	880	97	mg/Kg	10	☼	6020A	Total/NA
Cadmium	0.64	B	0.18	0.0033	mg/Kg	2	☼	6020A	Total/NA
Cobalt	0.37	B	0.18	0.0015	mg/Kg	2	☼	6020A	Total/NA
Chromium	12	B	0.35	0.053	mg/Kg	2	☼	6020A	Total/NA
Copper	3.6	B	0.35	0.086	mg/Kg	2	☼	6020A	Total/NA
Iron	1400	B	18	2.8	mg/Kg	2	☼	6020A	Total/NA
Potassium	1500	B	180	4.3	mg/Kg	2	☼	6020A	Total/NA
Magnesium	30000	B	180	3.5	mg/Kg	2	☼	6020A	Total/NA
Manganese	4300	B	4.4	0.53	mg/Kg	10	☼	6020A	Total/NA
Sodium	1800	B	180	7.7	mg/Kg	2	☼	6020A	Total/NA
Nickel	1.8	B	0.35	0.034	mg/Kg	2	☼	6020A	Total/NA
Lead	8.2	B	0.18	0.040	mg/Kg	2	☼	6020A	Total/NA
Selenium	2.7	B	0.88	0.035	mg/Kg	2	☼	6020A	Total/NA
Vanadium	73		0.88	0.033	mg/Kg	2	☼	6020A	Total/NA
Zinc	24	B	3.5	0.44	mg/Kg	2	☼	6020A	Total/NA
Antimony	0.21	J B	0.35	0.012	mg/Kg	2	☼	6020A	Total/NA
Thallium	0.031	J	0.35	0.017	mg/Kg	2	☼	6020A	Total/NA

Client Sample ID: BLG-SLAG4-100416 (3) — Lab Sample ID: 240-70382-3

Analyte	Result	Qualifier	RL	MDL	Unit	Dil Fac	D	Method	Prep Type
Aluminum	16000		18	5.2	mg/Kg	1	☼	6010C	Total/NA
Barium	260		18	0.37	mg/Kg	1	☼	6010C	Total/NA
Beryllium	1.8		0.45	0.023	mg/Kg	1	☼	6010C	Total/NA
Calcium	97000	B	2200	100	mg/Kg	5	☼	6010C	Total/NA
Cadmium	0.38	J	0.45	0.019	mg/Kg	1	☼	6010C	Total/NA
Cobalt	0.35	J	0.90	0.042	mg/Kg	1	☼	6010C	Total/NA
Chromium	13	B	0.90	0.067	mg/Kg	1	☼	6010C	Total/NA
Copper	3.1	J	11	1.0	mg/Kg	5	☼	6010C	Total/NA
Iron	770		18	2.9	mg/Kg	1	☼	6010C	Total/NA
Potassium	1300		450	5.6	mg/Kg	1	☼	6010C	Total/NA
Magnesium	21000	B	450	4.7	mg/Kg	1	☼	6010C	Total/NA
Manganese	4400	B	6.7	0.38	mg/Kg	5	☼	6010C	Total/NA

This Detection Summary does not include radiochemical test results.

Client Sample ID: BLG-SLAG4-100416 (3) (Continued) — Lab Sample ID: 240-70382-3

Analyte	Result	Qualifier	RL	MDL	Unit	Dil Fac	D	Method	Prep Type
Sodium	1200		450	17	mg/Kg	1	☼	6010C	Total/NA
Nickel	1.6	J	3.6	0.072	mg/Kg	1	☼	6010C	Total/NA
Vanadium	47		0.90	0.18	mg/Kg	1	☼	6010C	Total/NA
Zinc	28		4.5	0.50	mg/Kg	1	☼	6010C	Total/NA
Lead	7.6		0.90	0.18	mg/Kg	1	☼	6010C	Total/NA
Thallium	1.2	J	9.0	0.58	mg/Kg	5	☼	6010C	Total/NA
Silver	0.024	J	0.18	0.0013	mg/Kg	2	☼	6020A	Total/NA
Aluminum	17000	B	9.0	0.56	mg/Kg	2	☼	6020A	Total/NA
Arsenic	0.70	J	0.90	0.023	mg/Kg	2	☼	6020A	Total/NA
Barium	370		0.90	0.20	mg/Kg	2	☼	6020A	Total/NA
Beryllium	2.1		0.18	0.0099	mg/Kg	2	☼	6020A	Total/NA
Calcium	100000	B	900	99	mg/Kg	10	☼	6020A	Total/NA
Cadmium	0.38	B	0.18	0.0033	mg/Kg	2	☼	6020A	Total/NA
Cobalt	0.18	B	0.18	0.0015	mg/Kg	2	☼	6020A	Total/NA
Chromium	14	B	0.36	0.054	mg/Kg	2	☼	6020A	Total/NA
Copper	2.7	B	0.36	0.087	mg/Kg	2	☼	6020A	Total/NA
Iron	900	B	18	2.9	mg/Kg	2	☼	6020A	Total/NA
Potassium	1500	B	180	4.4	mg/Kg	2	☼	6020A	Total/NA
Magnesium	23000	B	180	3.6	mg/Kg	2	☼	6020A	Total/NA
Manganese	4600	B	4.5	0.54	mg/Kg	10	☼	6020A	Total/NA
Sodium	1300	B	180	7.8	mg/Kg	2	☼	6020A	Total/NA
Nickel	0.88	B	0.36	0.035	mg/Kg	2	☼	6020A	Total/NA
Lead	8.7	B	0.18	0.040	mg/Kg	2	☼	6020A	Total/NA
Selenium	1.8	B	0.90	0.036	mg/Kg	2	☼	6020A	Total/NA
Vanadium	55		0.90	0.033	mg/Kg	2	☼	6020A	Total/NA
Zinc	24	B	3.6	0.45	mg/Kg	2	☼	6020A	Total/NA
Antimony	0.13	J B	0.36	0.013	mg/Kg	2	☼	6020A	Total/NA

Client Sample ID: BLG-SLAG5-100416 (1) — Lab Sample ID: 240-70382-4

Analyte	Result	Qualifier	RL	MDL	Unit	Dil Fac	D	Method	Prep Type
Aluminum	8700		18	5.2	mg/Kg	1	☼	6010C	Total/NA
Barium	140		18	0.36	mg/Kg	1	☼	6010C	Total/NA
Beryllium	0.79		0.44	0.023	mg/Kg	1	☼	6010C	Total/NA
Calcium	39000	B	440	20	mg/Kg	1	☼	6010C	Total/NA
Cadmium	0.20	J	0.44	0.019	mg/Kg	1	☼	6010C	Total/NA
Cobalt	0.93		0.89	0.042	mg/Kg	1	☼	6010C	Total/NA
Chromium	9.5	B	0.89	0.067	mg/Kg	1	☼	6010C	Total/NA
Copper	7.4		2.2	0.20	mg/Kg	1	☼	6010C	Total/NA
Iron	3500		18	2.8	mg/Kg	1	☼	6010C	Total/NA
Potassium	820		440	5.5	mg/Kg	1	☼	6010C	Total/NA
Magnesium	14000	B	440	4.6	mg/Kg	1	☼	6010C	Total/NA
Manganese	2200	B	2.7	0.15	mg/Kg	2	☼	6010C	Total/NA
Sodium	1100		440	17	mg/Kg	1	☼	6010C	Total/NA
Nickel	3.0	J	3.6	0.071	mg/Kg	1	☼	6010C	Total/NA
Vanadium	34		0.89	0.18	mg/Kg	1	☼	6010C	Total/NA
Zinc	23		4.4	0.50	mg/Kg	1	☼	6010C	Total/NA
Lead	4.7		0.89	0.18	mg/Kg	1	☼	6010C	Total/NA
Thallium	0.44	J	3.6	0.23	mg/Kg	2	☼	6010C	Total/NA
Silver	0.034	J	0.18	0.0012	mg/Kg	2	☼	6020A	Total/NA

This Detection Summary does not include radiochemical test results.

Client Sample ID: BLG-SLAG5-100416 (1) (Continued)

Lab Sample ID: 240-70382-4

Analyte	Result	Qualifier	RL	MDL	Unit	Dil Fac	D	Method	Prep Type
Aluminum	9100	B	8.9	0.55	mg/Kg	2	☼	6020A	Total/NA
Arsenic	0.64	J	0.89	0.023	mg/Kg	2	☼	6020A	Total/NA
Barium	180		0.89	0.20	mg/Kg	2	☼	6020A	Total/NA
Beryllium	0.85		0.18	0.0098	mg/Kg	2	☼	6020A	Total/NA
Calcium	43000	B	180	20	mg/Kg	2	☼	6020A	Total/NA
Cadmium	0.18	B	0.18	0.0033	mg/Kg	2	☼	6020A	Total/NA
Cobalt	0.83	B	0.18	0.0015	mg/Kg	2	☼	6020A	Total/NA
Chromium	10	B	0.36	0.053	mg/Kg	2	☼	6020A	Total/NA
Copper	7.6	B	0.36	0.086	mg/Kg	2	☼	6020A	Total/NA
Iron	3800	B	18	2.8	mg/Kg	2	☼	6020A	Total/NA
Potassium	860	B	180	4.4	mg/Kg	2	☼	6020A	Total/NA
Magnesium	14000	B	180	3.6	mg/Kg	2	☼	6020A	Total/NA
Manganese	2400	B	4.4	0.53	mg/Kg	10	☼	6020A	Total/NA
Sodium	1100	B	180	7.7	mg/Kg	2	☼	6020A	Total/NA
Nickel	2.6	B	0.36	0.035	mg/Kg	2	☼	6020A	Total/NA
Lead	5.1	B	0.18	0.040	mg/Kg	2	☼	6020A	Total/NA
Selenium	1.4	B	0.89	0.036	mg/Kg	2	☼	6020A	Total/NA
Vanadium	39		0.89	0.033	mg/Kg	2	☼	6020A	Total/NA
Zinc	20	B	3.6	0.44	mg/Kg	2	☼	6020A	Total/NA
Antimony	0.20	J B	0.36	0.012	mg/Kg	2	☼	6020A	Total/NA

Client Sample ID: BLG-SLAG5-100416 (2)

Lab Sample ID: 240-70382-5

Analyte	Result	Qualifier	RL	MDL	Unit	Dil Fac	D	Method	Prep Type
Aluminum	14000		19	5.5	mg/Kg	1	☼	6010C	Total/NA
Barium	170		19	0.39	mg/Kg	1	☼	6010C	Total/NA
Beryllium	2.3		0.47	0.025	mg/Kg	1	☼	6010C	Total/NA
Calcium	75000	B	470	22	mg/Kg	1	☼	6010C	Total/NA
Cadmium	0.21	J	0.47	0.020	mg/Kg	1	☼	6010C	Total/NA
Cobalt	0.29	J	0.94	0.044	mg/Kg	1	☼	6010C	Total/NA
Chromium	5.5	B	0.94	0.071	mg/Kg	1	☼	6010C	Total/NA
Copper	3.3		2.4	0.22	mg/Kg	1	☼	6010C	Total/NA
Iron	2100		19	3.0	mg/Kg	1	☼	6010C	Total/NA
Potassium	690		470	5.9	mg/Kg	1	☼	6010C	Total/NA
Magnesium	22000	B	470	4.9	mg/Kg	1	☼	6010C	Total/NA
Manganese	2300	B	2.8	0.16	mg/Kg	2	☼	6010C	Total/NA
Sodium	600		470	18	mg/Kg	1	☼	6010C	Total/NA
Nickel	1.1	J	3.8	0.076	mg/Kg	1	☼	6010C	Total/NA
Vanadium	9.9		0.94	0.19	mg/Kg	1	☼	6010C	Total/NA
Zinc	16		4.7	0.53	mg/Kg	1	☼	6010C	Total/NA
Arsenic	1.1	J	2.8	0.77	mg/Kg	2	☼	6010C	Total/NA
Lead	3.0		0.94	0.19	mg/Kg	1	☼	6010C	Total/NA
Thallium	0.50	J	3.8	0.25	mg/Kg	2	☼	6010C	Total/NA
Silver	0.022	J	0.19	0.0013	mg/Kg	2	☼	6020A	Total/NA
Aluminum	15000	B	9.4	0.59	mg/Kg	2	☼	6020A	Total/NA
Arsenic	0.73	J	0.94	0.025	mg/Kg	2	☼	6020A	Total/NA
Barium	210		0.94	0.21	mg/Kg	2	☼	6020A	Total/NA
Beryllium	2.6		0.19	0.010	mg/Kg	2	☼	6020A	Total/NA
Calcium	90000	B	190	21	mg/Kg	2	☼	6020A	Total/NA
Cadmium	0.19	B	0.19	0.0035	mg/Kg	2	☼	6020A	Total/NA

This Detection Summary does not include radiochemical test results.

Client Sample ID: BLG-SLAG5-100416 (2) (Continued) — Lab Sample ID: 240-70382-5

Analyte	Result	Qualifier	RL	MDL	Unit	Dil Fac	D	Method	Prep Type
Cobalt	0.24	B	0.19	0.0016	mg/Kg	2	☼	6020A	Total/NA
Chromium	6.1	B	0.38	0.057	mg/Kg	2	☼	6020A	Total/NA
Copper	3.1	B	0.38	0.092	mg/Kg	2	☼	6020A	Total/NA
Iron	2300	B	19	3.0	mg/Kg	2	☼	6020A	Total/NA
Potassium	770	B	190	4.6	mg/Kg	2	☼	6020A	Total/NA
Magnesium	23000	B	190	3.8	mg/Kg	2	☼	6020A	Total/NA
Manganese	2600	B	4.7	0.57	mg/Kg	10	☼	6020A	Total/NA
Sodium	660	B	190	8.2	mg/Kg	2	☼	6020A	Total/NA
Nickel	0.49	B	0.38	0.037	mg/Kg	2	☼	6020A	Total/NA
Lead	2.6	B	0.19	0.043	mg/Kg	2	☼	6020A	Total/NA
Selenium	1.7	B	0.94	0.038	mg/Kg	2	☼	6020A	Total/NA
Vanadium	12		0.94	0.035	mg/Kg	2	☼	6020A	Total/NA
Zinc	15	B	3.8	0.47	mg/Kg	2	☼	6020A	Total/NA
Antimony	0.24	J B	0.38	0.013	mg/Kg	2	☼	6020A	Total/NA

Client Sample ID: BLG-SLAG5-100416 (3) — Lab Sample ID: 240-70382-6

Analyte	Result	Qualifier	RL	MDL	Unit	Dil Fac	D	Method	Prep Type
Aluminum	13000		17	4.8	mg/Kg	1	☼	6010C	Total/NA
Barium	220		17	0.34	mg/Kg	1	☼	6010C	Total/NA
Beryllium	1.6		0.42	0.022	mg/Kg	1	☼	6010C	Total/NA
Calcium	64000	B	420	19	mg/Kg	1	☼	6010C	Total/NA
Cadmium	1.6		0.42	0.017	mg/Kg	1	☼	6010C	Total/NA
Cobalt	2.4		0.83	0.039	mg/Kg	1	☼	6010C	Total/NA
Chromium	23	B	0.83	0.062	mg/Kg	1	☼	6010C	Total/NA
Copper	12		2.1	0.19	mg/Kg	1	☼	6010C	Total/NA
Iron	6200		17	2.7	mg/Kg	1	☼	6010C	Total/NA
Potassium	1500		420	5.2	mg/Kg	1	☼	6010C	Total/NA
Magnesium	20000	B	420	4.3	mg/Kg	1	☼	6010C	Total/NA
Manganese	3300	B	6.2	0.35	mg/Kg	5	☼	6010C	Total/NA
Sodium	880		420	16	mg/Kg	1	☼	6010C	Total/NA
Nickel	4.8		3.3	0.067	mg/Kg	1	☼	6010C	Total/NA
Vanadium	65		0.83	0.17	mg/Kg	1	☼	6010C	Total/NA
Zinc	65		4.2	0.47	mg/Kg	1	☼	6010C	Total/NA
Lead	9.2		0.83	0.17	mg/Kg	1	☼	6010C	Total/NA
Silver	0.072	J	0.17	0.0012	mg/Kg	2	☼	6020A	Total/NA
Aluminum	15000	B	8.3	0.52	mg/Kg	2	☼	6020A	Total/NA
Arsenic	1.3		0.83	0.022	mg/Kg	2	☼	6020A	Total/NA
Barium	330		0.83	0.18	mg/Kg	2	☼	6020A	Total/NA
Beryllium	1.9		0.17	0.0092	mg/Kg	2	☼	6020A	Total/NA
Calcium	79000	B	170	18	mg/Kg	2	☼	6020A	Total/NA
Cadmium	1.8	B	0.17	0.0031	mg/Kg	2	☼	6020A	Total/NA
Cobalt	2.1	B	0.17	0.0014	mg/Kg	2	☼	6020A	Total/NA
Chromium	27	B	0.33	0.050	mg/Kg	2	☼	6020A	Total/NA
Copper	12	B	0.33	0.081	mg/Kg	2	☼	6020A	Total/NA
Iron	7300	B	17	2.7	mg/Kg	2	☼	6020A	Total/NA
Potassium	1700	B	170	4.1	mg/Kg	2	☼	6020A	Total/NA
Magnesium	22000	B	170	3.3	mg/Kg	2	☼	6020A	Total/NA
Manganese	3700	B	4.2	0.50	mg/Kg	10	☼	6020A	Total/NA
Sodium	980	B	170	7.2	mg/Kg	2	☼	6020A	Total/NA

This Detection Summary does not include radiochemical test results.

Client Sample ID: BLG-SLAG5-100416 (3) (Continued)

Lab Sample ID: 240-70382-6

Analyte	Result	Qualifier	RL	MDL	Unit	Dil Fac	D	Method	Prep Type
Nickel	3.5	B	0.33	0.032	mg/Kg	2	☼	6020A	Total/NA
Lead	12	B	0.17	0.037	mg/Kg	2	☼	6020A	Total/NA
Selenium	2.0	B	0.83	0.033	mg/Kg	2	☼	6020A	Total/NA
Vanadium	81		0.83	0.031	mg/Kg	2	☼	6020A	Total/NA
Zinc	57	B	3.3	0.42	mg/Kg	2	☼	6020A	Total/NA
Antimony	0.72	B	0.33	0.012	mg/Kg	2	☼	6020A	Total/NA

Client Sample ID: BLD-SLAG4-100416 (1)

Lab Sample ID: 240-70382-7

Analyte	Result	Qualifier	RL	MDL	Unit	Dil Fac	D	Method	Prep Type
Aluminum	13000		14	4.2	mg/Kg	1	☼	6010C	Total/NA
Barium	210		14	0.29	mg/Kg	1	☼	6010C	Total/NA
Beryllium	2.1		0.36	0.019	mg/Kg	1	☼	6010C	Total/NA
Calcium	88000	B	1800	83	mg/Kg	5	☼	6010C	Total/NA
Cadmium	0.19	J	0.36	0.015	mg/Kg	1	☼	6010C	Total/NA
Cobalt	0.28	J	0.72	0.034	mg/Kg	1	☼	6010C	Total/NA
Chromium	11	B	0.72	0.054	mg/Kg	1	☼	6010C	Total/NA
Copper	2.7	J	9.0	0.83	mg/Kg	5	☼	6010C	Total/NA
Iron	710		14	2.3	mg/Kg	1	☼	6010C	Total/NA
Potassium	1200		360	4.5	mg/Kg	1	☼	6010C	Total/NA
Magnesium	19000	B	360	3.7	mg/Kg	1	☼	6010C	Total/NA
Manganese	3300	B	5.4	0.30	mg/Kg	5	☼	6010C	Total/NA
Sodium	840		360	14	mg/Kg	1	☼	6010C	Total/NA
Nickel	1.7	J	2.9	0.057	mg/Kg	1	☼	6010C	Total/NA
Antimony	0.75	J	1.4	0.34	mg/Kg	1	☼	6010C	Total/NA
Vanadium	14		0.72	0.14	mg/Kg	1	☼	6010C	Total/NA
Zinc	15		3.6	0.40	mg/Kg	1	☼	6010C	Total/NA
Lead	6.3		0.72	0.14	mg/Kg	1	☼	6010C	Total/NA
Thallium	1.1	J	7.2	0.47	mg/Kg	5	☼	6010C	Total/NA
Silver	0.023	J	0.14	0.0010	mg/Kg	2	☼	6020A	Total/NA
Aluminum	15000	B	7.2	0.45	mg/Kg	2	☼	6020A	Total/NA
Arsenic	0.63	J	0.72	0.019	mg/Kg	2	☼	6020A	Total/NA
Barium	320		0.72	0.16	mg/Kg	2	☼	6020A	Total/NA
Beryllium	2.6		0.14	0.0079	mg/Kg	2	☼	6020A	Total/NA
Calcium	95000	B	720	79	mg/Kg	10	☼	6020A	Total/NA
Cadmium	0.21	B	0.14	0.0027	mg/Kg	2	☼	6020A	Total/NA
Cobalt	0.17	B	0.14	0.0012	mg/Kg	2	☼	6020A	Total/NA
Chromium	13	B	0.29	0.043	mg/Kg	2	☼	6020A	Total/NA
Copper	2.5	B	0.29	0.070	mg/Kg	2	☼	6020A	Total/NA
Iron	890	B	14	2.3	mg/Kg	2	☼	6020A	Total/NA
Potassium	1400	B	140	3.5	mg/Kg	2	☼	6020A	Total/NA
Magnesium	23000	B	140	2.9	mg/Kg	2	☼	6020A	Total/NA
Manganese	3500	B	3.6	0.43	mg/Kg	10	☼	6020A	Total/NA
Sodium	980	B	140	6.2	mg/Kg	2	☼	6020A	Total/NA
Nickel	1.0	B	0.29	0.028	mg/Kg	2	☼	6020A	Total/NA
Lead	7.7	B	0.14	0.032	mg/Kg	2	☼	6020A	Total/NA
Selenium	1.8	B	0.72	0.029	mg/Kg	2	☼	6020A	Total/NA
Vanadium	18		0.72	0.027	mg/Kg	2	☼	6020A	Total/NA
Zinc	13	B	2.9	0.36	mg/Kg	2	☼	6020A	Total/NA
Antimony	1.5	B	0.29	0.010	mg/Kg	2	☼	6020A	Total/NA

This Detection Summary does not include radiochemical test results.

Detection Summary

Client: Tetra Tech, Inc.
Project/Site: MRC Slag Resample Block G/D

TestAmerica Job ID: 240-70382-1

Client Sample ID: BLD-SLAG4-100416 (2) — Lab Sample ID: 240-70382-8

Analyte	Result	Qualifier	RL	MDL	Unit	Dil Fac	D	Method	Prep Type
Aluminum	13000		16	4.7	mg/Kg	1	☼	6010C	Total/NA
Barium	160		16	0.33	mg/Kg	1	☼	6010C	Total/NA
Beryllium	1.9		0.41	0.021	mg/Kg	1	☼	6010C	Total/NA
Calcium	90000	B	2000	93	mg/Kg	5	☼	6010C	Total/NA
Cadmium	0.28	J	0.41	0.017	mg/Kg	1	☼	6010C	Total/NA
Cobalt	0.26	J	0.81	0.038	mg/Kg	1	☼	6010C	Total/NA
Chromium	8.6	B	0.81	0.061	mg/Kg	1	☼	6010C	Total/NA
Copper	3.6	J	10	0.93	mg/Kg	5	☼	6010C	Total/NA
Iron	840		16	2.6	mg/Kg	1	☼	6010C	Total/NA
Potassium	1200		410	5.0	mg/Kg	1	☼	6010C	Total/NA
Magnesium	22000	B	410	4.2	mg/Kg	1	☼	6010C	Total/NA
Manganese	3500	B	6.1	0.34	mg/Kg	5	☼	6010C	Total/NA
Sodium	950		410	15	mg/Kg	1	☼	6010C	Total/NA
Nickel	1.7	J	3.3	0.065	mg/Kg	1	☼	6010C	Total/NA
Vanadium	22		0.81	0.16	mg/Kg	1	☼	6010C	Total/NA
Zinc	17		4.1	0.46	mg/Kg	1	☼	6010C	Total/NA
Lead	4.4		0.81	0.16	mg/Kg	1	☼	6010C	Total/NA
Thallium	0.68	J	8.1	0.53	mg/Kg	5	☼	6010C	Total/NA
Silver	0.022	J	0.16	0.0011	mg/Kg	2	☼	6020A	Total/NA
Aluminum	15000	B	8.1	0.50	mg/Kg	2	☼	6020A	Total/NA
Arsenic	0.60	J	0.81	0.021	mg/Kg	2	☼	6020A	Total/NA
Barium	250		0.81	0.18	mg/Kg	2	☼	6020A	Total/NA
Beryllium	2.4		0.16	0.0089	mg/Kg	2	☼	6020A	Total/NA
Calcium	97000	B	810	89	mg/Kg	10	☼	6020A	Total/NA
Cadmium	0.31	B	0.16	0.0030	mg/Kg	2	☼	6020A	Total/NA
Cobalt	0.15	J B	0.16	0.0014	mg/Kg	2	☼	6020A	Total/NA
Chromium	10	B	0.33	0.049	mg/Kg	2	☼	6020A	Total/NA
Copper	3.0	B	0.33	0.079	mg/Kg	2	☼	6020A	Total/NA
Iron	1100	B	16	2.6	mg/Kg	2	☼	6020A	Total/NA
Potassium	1500	B	160	4.0	mg/Kg	2	☼	6020A	Total/NA
Magnesium	26000	B	160	3.3	mg/Kg	2	☼	6020A	Total/NA
Manganese	3800	B	4.1	0.49	mg/Kg	10	☼	6020A	Total/NA
Sodium	1100	B	160	7.1	mg/Kg	2	☼	6020A	Total/NA
Nickel	0.94	B	0.33	0.032	mg/Kg	2	☼	6020A	Total/NA
Lead	4.8	B	0.16	0.037	mg/Kg	2	☼	6020A	Total/NA
Selenium	2.0	B	0.81	0.033	mg/Kg	2	☼	6020A	Total/NA
Vanadium	28		0.81	0.030	mg/Kg	2	☼	6020A	Total/NA
Zinc	15	B	3.3	0.41	mg/Kg	2	☼	6020A	Total/NA
Antimony	0.71	B	0.33	0.011	mg/Kg	2	☼	6020A	Total/NA

Client Sample ID: BLD-SLAG4-100416 (3) — Lab Sample ID: 240-70382-9

Analyte	Result	Qualifier	RL	MDL	Unit	Dil Fac	D	Method	Prep Type
Aluminum	15000		17	4.9	mg/Kg	1	☼	6010C	Total/NA
Barium	200		17	0.34	mg/Kg	1	☼	6010C	Total/NA
Beryllium	2.4		0.42	0.022	mg/Kg	1	☼	6010C	Total/NA
Calcium	95000	B	840	39	mg/Kg	2	☼	6010C	Total/NA
Cadmium	0.12	J	0.42	0.018	mg/Kg	1	☼	6010C	Total/NA
Cobalt	0.30	J	0.84	0.039	mg/Kg	1	☼	6010C	Total/NA
Chromium	3.2	B	0.84	0.063	mg/Kg	1	☼	6010C	Total/NA

This Detection Summary does not include radiochemical test results.

Client Sample ID: BLD-SLAG4-100416 (3) (Continued) — Lab Sample ID: 240-70382-9

Analyte	Result	Qualifier	RL	MDL	Unit	Dil Fac	D	Method	Prep Type
Copper	2.8	J	4.2	0.39	mg/Kg	2	☼	6010C	Total/NA
Iron	850		17	2.7	mg/Kg	1	☼	6010C	Total/NA
Potassium	860		420	5.2	mg/Kg	1	☼	6010C	Total/NA
Magnesium	23000	B	420	4.4	mg/Kg	1	☼	6010C	Total/NA
Manganese	2100	B	2.5	0.14	mg/Kg	2	☼	6010C	Total/NA
Sodium	550		420	16	mg/Kg	1	☼	6010C	Total/NA
Nickel	1.4	J	3.4	0.067	mg/Kg	1	☼	6010C	Total/NA
Antimony	0.44	J	1.7	0.40	mg/Kg	1	☼	6010C	Total/NA
Vanadium	2.0		0.84	0.17	mg/Kg	1	☼	6010C	Total/NA
Zinc	8.1		4.2	0.47	mg/Kg	1	☼	6010C	Total/NA
Arsenic	0.82	J	2.5	0.69	mg/Kg	2	☼	6010C	Total/NA
Lead	3.4		0.84	0.17	mg/Kg	1	☼	6010C	Total/NA
Selenium	0.72	J	3.4	0.57	mg/Kg	2	☼	6010C	Total/NA
Thallium	0.59	J	3.4	0.22	mg/Kg	2	☼	6010C	Total/NA
Silver	0.017	J	0.17	0.0012	mg/Kg	2	☼	6020A	Total/NA
Aluminum	17000	B	8.4	0.52	mg/Kg	2	☼	6020A	Total/NA
Arsenic	0.69	J	0.84	0.022	mg/Kg	2	☼	6020A	Total/NA
Barium	300		0.84	0.18	mg/Kg	2	☼	6020A	Total/NA
Beryllium	3.0		0.17	0.0092	mg/Kg	2	☼	6020A	Total/NA
Calcium	110000	B	840	92	mg/Kg	10	☼	6020A	Total/NA
Cadmium	0.12	J B	0.17	0.0031	mg/Kg	2	☼	6020A	Total/NA
Cobalt	0.16	J B	0.17	0.0014	mg/Kg	2	☼	6020A	Total/NA
Chromium	3.7	B	0.34	0.050	mg/Kg	2	☼	6020A	Total/NA
Copper	2.4	B	0.34	0.081	mg/Kg	2	☼	6020A	Total/NA
Iron	1100	B	17	2.7	mg/Kg	2	☼	6020A	Total/NA
Potassium	1000	B	170	4.1	mg/Kg	2	☼	6020A	Total/NA
Magnesium	27000	B	170	3.4	mg/Kg	2	☼	6020A	Total/NA
Manganese	2400	B	4.2	0.50	mg/Kg	10	☼	6020A	Total/NA
Sodium	640	B	170	7.3	mg/Kg	2	☼	6020A	Total/NA
Nickel	0.62	B	0.34	0.033	mg/Kg	2	☼	6020A	Total/NA
Lead	3.4	B	0.17	0.038	mg/Kg	2	☼	6020A	Total/NA
Selenium	2.0	B	0.84	0.034	mg/Kg	2	☼	6020A	Total/NA
Vanadium	3.3		0.84	0.031	mg/Kg	2	☼	6020A	Total/NA
Zinc	7.2	B	3.4	0.42	mg/Kg	2	☼	6020A	Total/NA
Antimony	1.1	B	0.34	0.012	mg/Kg	2	☼	6020A	Total/NA

Client Sample ID: BLD-SLAG5-100416 (1) — Lab Sample ID: 240-70382-10

Analyte	Result	Qualifier	RL	MDL	Unit	Dil Fac	D	Method	Prep Type
Aluminum	10000		20	5.7	mg/Kg	1	☼	6010C	Total/NA
Barium	100		20	0.41	mg/Kg	1	☼	6010C	Total/NA
Beryllium	1.6		0.49	0.026	mg/Kg	1	☼	6010C	Total/NA
Calcium	57000	B	490	23	mg/Kg	1	☼	6010C	Total/NA
Cadmium	0.068	J	0.49	0.021	mg/Kg	1	☼	6010C	Total/NA
Cobalt	0.089	J	0.99	0.046	mg/Kg	1	☼	6010C	Total/NA
Chromium	5.2	B	0.99	0.074	mg/Kg	1	☼	6010C	Total/NA
Copper	2.1	J	2.5	0.23	mg/Kg	1	☼	6010C	Total/NA
Iron	240		20	3.2	mg/Kg	1	☼	6010C	Total/NA
Potassium	870		490	6.1	mg/Kg	1	☼	6010C	Total/NA
Magnesium	17000	B	490	5.1	mg/Kg	1	☼	6010C	Total/NA

This Detection Summary does not include radiochemical test results.

Client Sample ID: BLD-SLAG5-100416 (1) (Continued) — Lab Sample ID: 240-70382-10

Analyte	Result	Qualifier	RL	MDL	Unit	Dil Fac	D	Method	Prep Type
Manganese	2400	B	3.0	0.17	mg/Kg	2	☼	6010C	Total/NA
Sodium	390	J	490	19	mg/Kg	1	☼	6010C	Total/NA
Nickel	0.72	J	4.0	0.079	mg/Kg	1	☼	6010C	Total/NA
Vanadium	3.1		0.99	0.20	mg/Kg	1	☼	6010C	Total/NA
Zinc	4.6	J	4.9	0.55	mg/Kg	1	☼	6010C	Total/NA
Lead	2.0		0.99	0.20	mg/Kg	1	☼	6010C	Total/NA
Silver	0.0045	J	0.20	0.0014	mg/Kg	2	☼	6020A	Total/NA
Aluminum	11000	B	9.9	0.61	mg/Kg	2	☼	6020A	Total/NA
Arsenic	0.32	J	0.99	0.026	mg/Kg	2	☼	6020A	Total/NA
Barium	130		0.99	0.22	mg/Kg	2	☼	6020A	Total/NA
Beryllium	1.8		0.20	0.011	mg/Kg	2	☼	6020A	Total/NA
Calcium	66000	B	200	22	mg/Kg	2	☼	6020A	Total/NA
Cadmium	0.046	J B	0.20	0.0037	mg/Kg	2	☼	6020A	Total/NA
Cobalt	0.054	J B	0.20	0.0017	mg/Kg	2	☼	6020A	Total/NA
Chromium	5.7	B	0.40	0.059	mg/Kg	2	☼	6020A	Total/NA
Copper	2.1	B	0.40	0.096	mg/Kg	2	☼	6020A	Total/NA
Iron	270	B	20	3.2	mg/Kg	2	☼	6020A	Total/NA
Potassium	970	B	200	4.8	mg/Kg	2	☼	6020A	Total/NA
Magnesium	18000	B	200	4.0	mg/Kg	2	☼	6020A	Total/NA
Manganese	2500	B	4.9	0.59	mg/Kg	10	☼	6020A	Total/NA
Sodium	420	B	200	8.6	mg/Kg	2	☼	6020A	Total/NA
Nickel	0.32	J B	0.40	0.039	mg/Kg	2	☼	6020A	Total/NA
Lead	1.4	B	0.20	0.044	mg/Kg	2	☼	6020A	Total/NA
Selenium	1.1	B	0.99	0.040	mg/Kg	2	☼	6020A	Total/NA
Vanadium	3.7		0.99	0.037	mg/Kg	2	☼	6020A	Total/NA
Zinc	4.2	B	4.0	0.49	mg/Kg	2	☼	6020A	Total/NA
Antimony	0.32	J B	0.40	0.014	mg/Kg	2	☼	6020A	Total/NA

Client Sample ID: BLD-SLAG5-100416 (2) — Lab Sample ID: 240-70382-11

Analyte	Result	Qualifier	RL	MDL	Unit	Dil Fac	D	Method	Prep Type
Aluminum	11000		16	4.7	mg/Kg	1	☼	6010C	Total/NA
Barium	150		16	0.33	mg/Kg	1	☼	6010C	Total/NA
Beryllium	2.2		0.41	0.021	mg/Kg	1	☼	6010C	Total/NA
Calcium	56000	B	410	19	mg/Kg	1	☼	6010C	Total/NA
Cadmium	0.075	J	0.41	0.017	mg/Kg	1	☼	6010C	Total/NA
Cobalt	0.28	J	0.82	0.038	mg/Kg	1	☼	6010C	Total/NA
Chromium	5.5	B	0.82	0.061	mg/Kg	1	☼	6010C	Total/NA
Copper	2.5		2.0	0.19	mg/Kg	1	☼	6010C	Total/NA
Iron	2900		16	2.6	mg/Kg	1	☼	6010C	Total/NA
Potassium	660		410	5.1	mg/Kg	1	☼	6010C	Total/NA
Magnesium	18000	B	410	4.2	mg/Kg	1	☼	6010C	Total/NA
Manganese	1600	B	2.4	0.14	mg/Kg	2	☼	6010C	Total/NA
Sodium	520		410	15	mg/Kg	1	☼	6010C	Total/NA
Nickel	1.6	J	3.3	0.065	mg/Kg	1	☼	6010C	Total/NA
Antimony	0.49	J	1.6	0.39	mg/Kg	1	☼	6010C	Total/NA
Vanadium	2.8		0.82	0.16	mg/Kg	1	☼	6010C	Total/NA
Zinc	4.9		4.1	0.46	mg/Kg	1	☼	6010C	Total/NA
Arsenic	0.72	J	2.4	0.67	mg/Kg	2	☼	6010C	Total/NA
Lead	1.7		0.82	0.16	mg/Kg	1	☼	6010C	Total/NA

This Detection Summary does not include radiochemical test results.

Client Sample ID: BLD-SLAG5-100416 (2) (Continued) — Lab Sample ID: 240-70382-11

Analyte	Result	Qualifier	RL	MDL	Unit	Dil Fac	D	Method	Prep Type
Silver	0.013	J	0.16	0.0011	mg/Kg	2	☼	6020A	Total/NA
Aluminum	13000	B	8.2	0.51	mg/Kg	2	☼	6020A	Total/NA
Arsenic	0.70	J	0.82	0.021	mg/Kg	2	☼	6020A	Total/NA
Barium	220		0.82	0.18	mg/Kg	2	☼	6020A	Total/NA
Beryllium	2.5		0.16	0.0090	mg/Kg	2	☼	6020A	Total/NA
Calcium	72000	B	160	18	mg/Kg	2	☼	6020A	Total/NA
Cadmium	0.066	J B	0.16	0.0030	mg/Kg	2	☼	6020A	Total/NA
Cobalt	0.26	B	0.16	0.0014	mg/Kg	2	☼	6020A	Total/NA
Chromium	6.6	B	0.33	0.049	mg/Kg	2	☼	6020A	Total/NA
Copper	2.7	B	0.33	0.079	mg/Kg	2	☼	6020A	Total/NA
Iron	3500	B	16	2.6	mg/Kg	2	☼	6020A	Total/NA
Potassium	780	B	160	4.0	mg/Kg	2	☼	6020A	Total/NA
Magnesium	20000	B	160	3.3	mg/Kg	2	☼	6020A	Total/NA
Manganese	1800	B	4.1	0.49	mg/Kg	10	☼	6020A	Total/NA
Sodium	850	B	160	7.1	mg/Kg	2	☼	6020A	Total/NA
Nickel	1.2	B	0.33	0.032	mg/Kg	2	☼	6020A	Total/NA
Lead	1.2	B	0.16	0.037	mg/Kg	2	☼	6020A	Total/NA
Selenium	1.5	B	0.82	0.033	mg/Kg	2	☼	6020A	Total/NA
Vanadium	3.8		0.82	0.030	mg/Kg	2	☼	6020A	Total/NA
Zinc	4.7	B	3.3	0.41	mg/Kg	2	☼	6020A	Total/NA
Antimony	0.82	B	0.33	0.011	mg/Kg	2	☼	6020A	Total/NA

Client Sample ID: BLD-SLAG5-100416 (3) — Lab Sample ID: 240-70382-12

Analyte	Result	Qualifier	RL	MDL	Unit	Dil Fac	D	Method	Prep Type
Aluminum	10000		18	5.3	mg/Kg	1	☼	6010C	Total/NA
Barium	190		18	0.37	mg/Kg	1	☼	6010C	Total/NA
Beryllium	1.4		0.45	0.024	mg/Kg	1	☼	6010C	Total/NA
Calcium	44000	B	450	21	mg/Kg	1	☼	6010C	Total/NA
Cadmium	0.24	J	0.45	0.019	mg/Kg	1	☼	6010C	Total/NA
Cobalt	0.28	J	0.91	0.043	mg/Kg	1	☼	6010C	Total/NA
Chromium	6.4	B	0.91	0.068	mg/Kg	1	☼	6010C	Total/NA
Copper	2.8		2.3	0.21	mg/Kg	1	☼	6010C	Total/NA
Iron	740		18	2.9	mg/Kg	1	☼	6010C	Total/NA
Potassium	620		450	5.6	mg/Kg	1	☼	6010C	Total/NA
Magnesium	16000	B	450	4.7	mg/Kg	1	☼	6010C	Total/NA
Manganese	1800	B	2.7	0.15	mg/Kg	2	☼	6010C	Total/NA
Sodium	1100		450	17	mg/Kg	1	☼	6010C	Total/NA
Nickel	2.2	J	3.6	0.073	mg/Kg	1	☼	6010C	Total/NA
Vanadium	20		0.91	0.18	mg/Kg	1	☼	6010C	Total/NA
Zinc	16		4.5	0.51	mg/Kg	1	☼	6010C	Total/NA
Lead	24		0.91	0.18	mg/Kg	1	☼	6010C	Total/NA
Thallium	0.28	J	3.6	0.24	mg/Kg	2	☼	6010C	Total/NA
Silver	0.016	J	0.18	0.0013	mg/Kg	2	☼	6020A	Total/NA
Aluminum	10000	B	9.1	0.56	mg/Kg	2	☼	6020A	Total/NA
Arsenic	0.47	J	0.91	0.024	mg/Kg	2	☼	6020A	Total/NA
Barium	260		0.91	0.20	mg/Kg	2	☼	6020A	Total/NA
Beryllium	1.5		0.18	0.010	mg/Kg	2	☼	6020A	Total/NA
Calcium	50000	B	180	20	mg/Kg	2	☼	6020A	Total/NA
Cadmium	0.22	B	0.18	0.0034	mg/Kg	2	☼	6020A	Total/NA

This Detection Summary does not include radiochemical test results.

Client Sample ID: BLD-SLAG5-100416 (3) (Continued)

Lab Sample ID: 240-70382-12

Analyte	Result	Qualifier	RL	MDL	Unit	Dil Fac	D	Method	Prep Type
Cobalt	0.18	B	0.18	0.0015	mg/Kg	2	☼	6020A	Total/NA
Chromium	6.9	B	0.36	0.055	mg/Kg	2	☼	6020A	Total/NA
Copper	2.9	B	0.36	0.088	mg/Kg	2	☼	6020A	Total/NA
Iron	820	B	18	2.9	mg/Kg	2	☼	6020A	Total/NA
Potassium	680	B	180	4.5	mg/Kg	2	☼	6020A	Total/NA
Magnesium	16000	B	180	3.6	mg/Kg	2	☼	6020A	Total/NA
Manganese	1900	B	4.5	0.55	mg/Kg	10	☼	6020A	Total/NA
Sodium	1100	B	180	7.9	mg/Kg	2	☼	6020A	Total/NA
Nickel	1.8	B	0.36	0.035	mg/Kg	2	☼	6020A	Total/NA
Lead	31	B	0.18	0.041	mg/Kg	2	☼	6020A	Total/NA
Selenium	1.5	B	0.91	0.036	mg/Kg	2	☼	6020A	Total/NA
Vanadium	23		0.91	0.034	mg/Kg	2	☼	6020A	Total/NA
Zinc	14	B	3.6	0.45	mg/Kg	2	☼	6020A	Total/NA
Antimony	0.22	J B	0.36	0.013	mg/Kg	2	☼	6020A	Total/NA

This Detection Summary does not include radiochemical test results.

Client Sample ID: BLG-SLAG4-100416 (1) Lab Sample ID: 240-70382-1

Date Collected: 10/04/16 08:30 **Matrix: Solid**
Date Received: 10/05/16 09:15 **Percent Solids: 97.5**

Method: 6010C - Metals (ICP)

Analyte	Result	Qualifier	RL	MDL	Unit	D	Prepared	Analyzed	Dil Fac
Aluminum	**11000**		16	4.6	mg/Kg	☼	10/06/16 12:18	10/07/16 11:41	1
Silver	0.050	U F1	0.80	0.050	mg/Kg	☼	10/06/16 12:18	10/07/16 11:41	1
Barium	**110**	**F1 F2**	16	0.33	mg/Kg	☼	10/06/16 12:18	10/07/16 11:41	1
Beryllium	**1.1**	**F1**	0.40	0.021	mg/Kg	☼	10/06/16 12:18	10/07/16 11:41	1
Calcium	**65000**	**B**	2000	92	mg/Kg	☼	10/06/16 12:18	10/10/16 18:13	5
Cadmium	**0.096**	**J F1**	0.40	0.017	mg/Kg	☼	10/06/16 12:18	10/07/16 11:41	1
Cobalt	**0.24**	**J**	0.80	0.038	mg/Kg	☼	10/06/16 12:18	10/07/16 11:41	1
Chromium	**7.1**	**B F1 F2**	0.80	0.060	mg/Kg	☼	10/06/16 12:18	10/07/16 11:41	1
Copper	**1.4**	**J**	10	0.92	mg/Kg	☼	10/06/16 12:18	10/10/16 18:13	5
Iron	**440**	**F2**	16	2.6	mg/Kg	☼	10/06/16 12:18	10/07/16 11:41	1
Potassium	**990**	**F1**	400	5.0	mg/Kg	☼	10/06/16 12:18	10/07/16 11:41	1
Magnesium	**18000**	**B**	400	4.2	mg/Kg	☼	10/06/16 12:18	10/07/16 11:41	1
Manganese	**2200**	**B**	6.0	0.34	mg/Kg	☼	10/06/16 12:18	10/10/16 18:13	5
Sodium	**1200**	**F1**	400	15	mg/Kg	☼	10/06/16 12:18	10/07/16 11:41	1
Nickel	**1.1**	**J**	3.2	0.064	mg/Kg	☼	10/06/16 12:18	10/07/16 11:41	1
Antimony	**0.42**	**J F1**	1.6	0.38	mg/Kg	☼	10/06/16 12:18	10/07/16 11:41	1
Vanadium	**25**	**F1 F2**	0.80	0.16	mg/Kg	☼	10/06/16 12:18	10/07/16 11:41	1
Zinc	**12**		4.0	0.45	mg/Kg	☼	10/06/16 12:18	10/07/16 11:41	1
Arsenic	1.6	U	6.0	1.6	mg/Kg	☼	10/06/16 12:18	10/10/16 18:13	5
Lead	**4.0**	**F1**	0.80	0.16	mg/Kg	☼	10/06/16 12:18	10/07/16 11:41	1
Selenium	1.4	U F1	8.0	1.4	mg/Kg	☼	10/06/16 12:18	10/10/16 18:13	5
Thallium	0.52	U F1	8.0	0.52	mg/Kg	☼	10/06/16 12:18	10/10/16 18:13	5

Method: 6020A - Metals (ICP/MS)

Analyte	Result	Qualifier	RL	MDL	Unit	D	Prepared	Analyzed	Dil Fac
Silver	**0.018**	**J**	0.16	0.0011	mg/Kg	☼	10/06/16 12:18	10/14/16 20:50	2
Aluminum	**12000**	**B**	8.0	0.50	mg/Kg	☼	10/06/16 12:18	10/14/16 20:50	2
Arsenic	**0.43**	**J**	0.80	0.021	mg/Kg	☼	10/06/16 12:18	10/14/16 20:50	2
Barium	**140**	**F2 F1**	0.80	0.18	mg/Kg	☼	10/06/16 12:18	10/14/16 20:50	2
Beryllium	**1.5**	**F1**	0.16	0.0088	mg/Kg	☼	10/06/16 12:18	10/14/16 20:50	2
Calcium	**65000**	**F2 B**	800	88	mg/Kg	☼	10/06/16 12:18	10/17/16 23:17	10
Cadmium	**0.088**	**J B**	0.16	0.0030	mg/Kg	☼	10/06/16 12:18	10/14/16 20:50	2
Cobalt	**0.14**	**J F1 B**	0.16	0.0014	mg/Kg	☼	10/06/16 12:18	10/14/16 20:50	2
Chromium	**8.0**	**F1 B**	0.32	0.048	mg/Kg	☼	10/06/16 12:18	10/14/16 20:50	2
Copper	**1.7**	**F1 B**	0.32	0.078	mg/Kg	☼	10/06/16 12:18	10/14/16 20:50	2
Iron	**500**	**B**	16	2.6	mg/Kg	☼	10/06/16 12:18	10/14/16 20:50	2
Potassium	**1100**	**F2 F1 B**	160	3.9	mg/Kg	☼	10/06/16 12:18	10/14/16 20:50	2
Magnesium	**20000**	**B**	160	3.2	mg/Kg	☼	10/06/16 12:18	10/14/16 20:50	2
Manganese	**2200**	**B**	4.0	0.48	mg/Kg	☼	10/06/16 12:18	10/17/16 23:17	10
Sodium	**1300**	**F2 F1 B**	160	7.0	mg/Kg	☼	10/06/16 12:18	10/14/16 20:50	2
Nickel	**0.60**	**F1 B**	0.32	0.031	mg/Kg	☼	10/06/16 12:18	10/14/16 20:50	2
Lead	**4.4**	**B**	0.16	0.036	mg/Kg	☼	10/06/16 12:18	10/14/16 20:50	2
Selenium	**1.5**	**F1 B**	0.80	0.032	mg/Kg	☼	10/06/16 12:18	10/14/16 20:50	2
Vanadium	**29**	**F2 F1**	0.80	0.030	mg/Kg	☼	10/06/16 12:18	10/14/16 20:50	2
Zinc	**10**	**F1 B**	3.2	0.40	mg/Kg	☼	10/06/16 12:18	10/14/16 20:50	2
Antimony	**0.72**	**F1 B**	0.32	0.011	mg/Kg	☼	10/06/16 12:18	10/14/16 20:50	2
Thallium	**0.021**	**J**	0.32	0.015	mg/Kg	☼	10/06/16 12:18	10/14/16 20:50	2

Client Sample ID: BLG-SLAG4-100416 (1) Lab Sample ID: 240-70382-1

Date Collected: 10/04/16 08:30 **Matrix: Solid**
Date Received: 10/05/16 09:15

General Chemistry

Analyte	Result	Qualifier	RL	MDL	Unit	D	Prepared	Analyzed	Dil Fac
Percent Solids	97.5		0.1	0.1	%			10/05/16 15:27	1
Percent Moisture	2.5		0.1	0.1	%			10/05/16 15:27	1

Client Sample ID: BLG-SLAG4-100416 (2) Lab Sample ID: 240-70382-2

Date Collected: 10/04/16 08:30 **Matrix: Solid**
Date Received: 10/05/16 09:15 **Percent Solids: 97.5**

Method: 6010C - Metals (ICP)

Analyte	Result	Qualifier	RL	MDL	Unit	D	Prepared	Analyzed	Dil Fac
Aluminum	19000		18	5.1	mg/Kg	☼	10/06/16 12:18	10/07/16 12:02	1
Silver	0.056	U	0.88	0.056	mg/Kg	☼	10/06/16 12:18	10/07/16 12:02	1
Barium	250		18	0.36	mg/Kg	☼	10/06/16 12:18	10/07/16 12:02	1
Beryllium	1.5		0.44	0.023	mg/Kg	☼	10/06/16 12:18	10/07/16 12:02	1
Calcium	120000	B	2200	100	mg/Kg	☼	10/06/16 12:18	10/10/16 18:43	5
Cadmium	0.50		0.44	0.019	mg/Kg	☼	10/06/16 12:18	10/07/16 12:02	1
Cobalt	0.59	J	0.88	0.042	mg/Kg	☼	10/06/16 12:18	10/07/16 12:02	1
Chromium	9.6	B	0.88	0.066	mg/Kg	☼	10/06/16 12:18	10/07/16 12:02	1
Copper	4.1	J	11	1.0	mg/Kg	☼	10/06/16 12:18	10/10/16 18:43	5
Iron	1100		18	2.8	mg/Kg	☼	10/06/16 12:18	10/07/16 12:02	1
Potassium	1200		440	5.5	mg/Kg	☼	10/06/16 12:18	10/07/16 12:02	1
Magnesium	24000	B	440	4.6	mg/Kg	☼	10/06/16 12:18	10/07/16 12:02	1
Manganese	3900	B	6.6	0.37	mg/Kg	☼	10/06/16 12:18	10/10/16 18:43	5
Sodium	1500		440	17	mg/Kg	☼	10/06/16 12:18	10/07/16 12:02	1
Nickel	2.7	J	3.5	0.071	mg/Kg	☼	10/06/16 12:18	10/07/16 12:02	1
Antimony	0.42	U	1.8	0.42	mg/Kg	☼	10/06/16 12:18	10/07/16 12:02	1
Vanadium	52		0.88	0.18	mg/Kg	☼	10/06/16 12:18	10/07/16 12:02	1
Zinc	25		4.4	0.49	mg/Kg	☼	10/06/16 12:18	10/07/16 12:02	1
Arsenic	1.8	U	6.6	1.8	mg/Kg	☼	10/06/16 12:18	10/10/16 18:43	5
Lead	5.8		0.88	0.18	mg/Kg	☼	10/06/16 12:18	10/07/16 12:02	1
Selenium	1.5	U	8.8	1.5	mg/Kg	☼	10/06/16 12:18	10/10/16 18:43	5
Thallium	0.79	J	8.8	0.57	mg/Kg	☼	10/06/16 12:18	10/10/16 18:43	5

Method: 6020A - Metals (ICP/MS)

Analyte	Result	Qualifier	RL	MDL	Unit	D	Prepared	Analyzed	Dil Fac
Silver	0.038	J	0.18	0.0012	mg/Kg	☼	10/06/16 12:18	10/14/16 21:11	2
Aluminum	23000	B	8.8	0.55	mg/Kg	☼	10/06/16 12:18	10/14/16 21:11	2
Arsenic	0.84	J	0.88	0.023	mg/Kg	☼	10/06/16 12:18	10/14/16 21:11	2
Barium	450		0.88	0.19	mg/Kg	☼	10/06/16 12:18	10/14/16 21:11	2
Beryllium	1.8		0.18	0.0097	mg/Kg	☼	10/06/16 12:18	10/14/16 21:11	2
Calcium	130000	B	880	97	mg/Kg	☼	10/06/16 12:18	10/17/16 23:38	10
Cadmium	0.64	B	0.18	0.0033	mg/Kg	☼	10/06/16 12:18	10/14/16 21:11	2
Cobalt	0.37	B	0.18	0.0015	mg/Kg	☼	10/06/16 12:18	10/14/16 21:11	2
Chromium	12	B	0.35	0.053	mg/Kg	☼	10/06/16 12:18	10/14/16 21:11	2
Copper	3.6	B	0.35	0.086	mg/Kg	☼	10/06/16 12:18	10/14/16 21:11	2
Iron	1400	B	18	2.8	mg/Kg	☼	10/06/16 12:18	10/14/16 21:11	2
Potassium	1500	B	180	4.3	mg/Kg	☼	10/06/16 12:18	10/14/16 21:11	2
Magnesium	30000	B	180	3.5	mg/Kg	☼	10/06/16 12:18	10/14/16 21:11	2
Manganese	4300	B	4.4	0.53	mg/Kg	☼	10/06/16 12:18	10/17/16 23:38	10
Sodium	1800	B	180	7.7	mg/Kg	☼	10/06/16 12:18	10/14/16 21:11	2
Nickel	1.8	B	0.35	0.034	mg/Kg	☼	10/06/16 12:18	10/14/16 21:11	2

Client Sample ID: BLG-SLAG4-100416 (2) Lab Sample ID: 240-70382-2

Date Collected: 10/04/16 08:30 **Matrix: Solid**
Date Received: 10/05/16 09:15 **Percent Solids: 97.5**

Method: 6020A - Metals (ICP/MS) (Continued)

Analyte	Result	Qualifier	RL	MDL	Unit	D	Prepared	Analyzed	Dil Fac
Lead	8.2	B	0.18	0.040	mg/Kg	☼	10/06/16 12:18	10/14/16 21:11	2
Selenium	2.7	B	0.88	0.035	mg/Kg	☼	10/06/16 12:18	10/14/16 21:11	2
Vanadium	73		0.88	0.033	mg/Kg	☼	10/06/16 12:18	10/14/16 21:11	2
Zinc	24	B	3.5	0.44	mg/Kg	☼	10/06/16 12:18	10/14/16 21:11	2
Antimony	0.21	J B	0.35	0.012	mg/Kg	☼	10/06/16 12:18	10/14/16 21:11	2
Thallium	0.031	J	0.35	0.017	mg/Kg	☼	10/06/16 12:18	10/14/16 21:11	2

General Chemistry

Analyte	Result	Qualifier	RL	MDL	Unit	D	Prepared	Analyzed	Dil Fac
Percent Solids	97.5		0.1	0.1	%			10/05/16 15:27	1
Percent Moisture	2.5		0.1	0.1	%			10/05/16 15:27	1

Client Sample ID: BLG-SLAG4-100416 (3) Lab Sample ID: 240-70382-3

Date Collected: 10/04/16 08:30 **Matrix: Solid**
Date Received: 10/05/16 09:15 **Percent Solids: 97.5**

Method: 6010C - Metals (ICP)

Analyte	Result	Qualifier	RL	MDL	Unit	D	Prepared	Analyzed	Dil Fac
Aluminum	16000		18	5.2	mg/Kg	☼	10/06/16 12:18	10/07/16 12:06	1
Silver	0.057	U	0.90	0.057	mg/Kg	☼	10/06/16 12:18	10/07/16 12:06	1
Barium	260		18	0.37	mg/Kg	☼	10/06/16 12:18	10/07/16 12:06	1
Beryllium	1.8		0.45	0.023	mg/Kg	☼	10/06/16 12:18	10/07/16 12:06	1
Calcium	97000	B	2200	100	mg/Kg	☼	10/06/16 12:18	10/10/16 18:47	5
Cadmium	0.38	J	0.45	0.019	mg/Kg	☼	10/06/16 12:18	10/07/16 12:06	1
Cobalt	0.35	J	0.90	0.042	mg/Kg	☼	10/06/16 12:18	10/07/16 12:06	1
Chromium	13	B	0.90	0.067	mg/Kg	☼	10/06/16 12:18	10/07/16 12:06	1
Copper	3.1	J	11	1.0	mg/Kg	☼	10/06/16 12:18	10/10/16 18:47	5
Iron	770		18	2.9	mg/Kg	☼	10/06/16 12:18	10/07/16 12:06	1
Potassium	1300		450	5.6	mg/Kg	☼	10/06/16 12:18	10/07/16 12:06	1
Magnesium	21000	B	450	4.7	mg/Kg	☼	10/06/16 12:18	10/07/16 12:06	1
Manganese	4400	B	6.7	0.38	mg/Kg	☼	10/06/16 12:18	10/10/16 18:47	5
Sodium	1200		450	17	mg/Kg	☼	10/06/16 12:18	10/07/16 12:06	1
Nickel	1.6	J	3.6	0.072	mg/Kg	☼	10/06/16 12:18	10/07/16 12:06	1
Antimony	0.43	U	1.8	0.43	mg/Kg	☼	10/06/16 12:18	10/07/16 12:06	1
Vanadium	47		0.90	0.18	mg/Kg	☼	10/06/16 12:18	10/07/16 12:06	1
Zinc	28		4.5	0.50	mg/Kg	☼	10/06/16 12:18	10/07/16 12:06	1
Arsenic	1.8	U	6.7	1.8	mg/Kg	☼	10/06/16 12:18	10/10/16 18:47	5
Lead	7.6		0.90	0.18	mg/Kg	☼	10/06/16 12:18	10/07/16 12:06	1
Selenium	1.5	U	9.0	1.5	mg/Kg	☼	10/06/16 12:18	10/10/16 18:47	5
Thallium	1.2	J	9.0	0.58	mg/Kg	☼	10/06/16 12:18	10/10/16 18:47	5

Method: 6020A - Metals (ICP/MS)

Analyte	Result	Qualifier	RL	MDL	Unit	D	Prepared	Analyzed	Dil Fac
Silver	0.024	J	0.18	0.0013	mg/Kg	☼	10/06/16 12:18	10/14/16 21:24	2
Aluminum	17000	B	9.0	0.56	mg/Kg	☼	10/06/16 12:18	10/14/16 21:24	2
Arsenic	0.70	J	0.90	0.023	mg/Kg	☼	10/06/16 12:18	10/14/16 21:24	2
Barium	370		0.90	0.20	mg/Kg	☼	10/06/16 12:18	10/14/16 21:24	2
Beryllium	2.1		0.18	0.0099	mg/Kg	☼	10/06/16 12:18	10/14/16 21:24	2
Calcium	100000	B	900	99	mg/Kg	☼	10/06/16 12:18	10/17/16 23:42	10
Cadmium	0.38	B	0.18	0.0033	mg/Kg	☼	10/06/16 12:18	10/14/16 21:24	2

Client Sample ID: BLG-SLAG4-100416 (3) Lab Sample ID: 240-70382-3

Date Collected: 10/04/16 08:30 **Matrix: Solid**
Date Received: 10/05/16 09:15 **Percent Solids: 97.5**

Method: 6020A - Metals (ICP/MS) (Continued)

Analyte	Result	Qualifier	RL	MDL	Unit	D	Prepared	Analyzed	Dil Fac
Cobalt	0.18	B	0.18	0.0015	mg/Kg	☼	10/06/16 12:18	10/14/16 21:24	2
Chromium	14	B	0.36	0.054	mg/Kg	☼	10/06/16 12:18	10/14/16 21:24	2
Copper	2.7	B	0.36	0.087	mg/Kg	☼	10/06/16 12:18	10/14/16 21:24	2
Iron	900	B	18	2.9	mg/Kg	☼	10/06/16 12:18	10/14/16 21:24	2
Potassium	1500	B	180	4.4	mg/Kg	☼	10/06/16 12:18	10/14/16 21:24	2
Magnesium	23000	B	180	3.6	mg/Kg	☼	10/06/16 12:18	10/14/16 21:24	2
Manganese	4600	B	4.5	0.54	mg/Kg	☼	10/06/16 12:18	10/17/16 23:42	10
Sodium	1300	B	180	7.8	mg/Kg	☼	10/06/16 12:18	10/14/16 21:24	2
Nickel	0.88	B	0.36	0.035	mg/Kg	☼	10/06/16 12:18	10/14/16 21:24	2
Lead	8.7	B	0.18	0.040	mg/Kg	☼	10/06/16 12:18	10/14/16 21:24	2
Selenium	1.8	B	0.90	0.036	mg/Kg	☼	10/06/16 12:18	10/14/16 21:24	2
Vanadium	55		0.90	0.033	mg/Kg	☼	10/06/16 12:18	10/14/16 21:24	2
Zinc	24	B	3.6	0.45	mg/Kg	☼	10/06/16 12:18	10/14/16 21:24	2
Antimony	0.13	J B	0.36	0.013	mg/Kg	☼	10/06/16 12:18	10/14/16 21:24	2
Thallium	0.017	U	0.36	0.017	mg/Kg	☼	10/06/16 12:18	10/14/16 21:24	2

General Chemistry

Analyte	Result	Qualifier	RL	MDL	Unit	D	Prepared	Analyzed	Dil Fac
Percent Solids	97.5		0.1	0.1	%			10/05/16 15:27	1
Percent Moisture	2.5		0.1	0.1	%			10/05/16 15:27	1

Client Sample ID: BLG-SLAG5-100416 (1) Lab Sample ID: 240-70382-4

Date Collected: 10/04/16 08:40 **Matrix: Solid**
Date Received: 10/05/16 09:15 **Percent Solids: 94.5**

Method: 6010C - Metals (ICP)

Analyte	Result	Qualifier	RL	MDL	Unit	D	Prepared	Analyzed	Dil Fac
Aluminum	8700		18	5.2	mg/Kg	☼	10/06/16 12:18	10/07/16 12:19	1
Silver	0.056	U	0.89	0.056	mg/Kg	☼	10/06/16 12:18	10/07/16 12:19	1
Barium	140		18	0.36	mg/Kg	☼	10/06/16 12:18	10/07/16 12:19	1
Beryllium	0.79		0.44	0.023	mg/Kg	☼	10/06/16 12:18	10/07/16 12:19	1
Calcium	39000	B	440	20	mg/Kg	☼	10/06/16 12:18	10/07/16 12:19	1
Cadmium	0.20	J	0.44	0.019	mg/Kg	☼	10/06/16 12:18	10/07/16 12:19	1
Cobalt	0.93		0.89	0.042	mg/Kg	☼	10/06/16 12:18	10/07/16 12:19	1
Chromium	9.5	B	0.89	0.067	mg/Kg	☼	10/06/16 12:18	10/07/16 12:19	1
Copper	7.4		2.2	0.20	mg/Kg	☼	10/06/16 12:18	10/07/16 12:19	1
Iron	3500		18	2.8	mg/Kg	☼	10/06/16 12:18	10/07/16 12:19	1
Potassium	820		440	5.5	mg/Kg	☼	10/06/16 12:18	10/07/16 12:19	1
Magnesium	14000	B	440	4.6	mg/Kg	☼	10/06/16 12:18	10/07/16 12:19	1
Manganese	2200	B	2.7	0.15	mg/Kg	☼	10/06/16 12:18	10/10/16 18:52	2
Sodium	1100		440	17	mg/Kg	☼	10/06/16 12:18	10/07/16 12:19	1
Nickel	3.0	J	3.6	0.071	mg/Kg	☼	10/06/16 12:18	10/07/16 12:19	1
Antimony	0.43	U	1.8	0.43	mg/Kg	☼	10/06/16 12:18	10/07/16 12:19	1
Vanadium	34		0.89	0.18	mg/Kg	☼	10/06/16 12:18	10/07/16 12:19	1
Zinc	23		4.4	0.50	mg/Kg	☼	10/06/16 12:18	10/07/16 12:19	1
Arsenic	0.73	U	2.7	0.73	mg/Kg	☼	10/06/16 12:18	10/10/16 18:52	2
Lead	4.7		0.89	0.18	mg/Kg	☼	10/06/16 12:18	10/07/16 12:19	1
Selenium	0.60	U	3.6	0.60	mg/Kg	☼	10/06/16 12:18	10/10/16 18:52	2
Thallium	0.44	J	3.6	0.23	mg/Kg	☼	10/06/16 12:18	10/10/16 18:52	2

Client Sample ID: BLG-SLAG5-100416 (1) Lab Sample ID: 240-70382-4

Date Collected: 10/04/16 08:40 **Matrix: Solid**
Date Received: 10/05/16 09:15 **Percent Solids: 94.5**

Method: 6020A - Metals (ICP/MS)

Analyte	Result	Qualifier	RL	MDL	Unit	D	Prepared	Analyzed	Dil Fac
Silver	0.034	J	0.18	0.0012	mg/Kg	☼	10/06/16 12:18	10/14/16 21:28	2
Aluminum	9100	B	8.9	0.55	mg/Kg	☼	10/06/16 12:18	10/14/16 21:28	2
Arsenic	0.64	J	0.89	0.023	mg/Kg	☼	10/06/16 12:18	10/14/16 21:28	2
Barium	180		0.89	0.20	mg/Kg	☼	10/06/16 12:18	10/14/16 21:28	2
Beryllium	0.85		0.18	0.0098	mg/Kg	☼	10/06/16 12:18	10/14/16 21:28	2
Calcium	43000	B	180	20	mg/Kg	☼	10/06/16 12:18	10/14/16 21:28	2
Cadmium	0.18	B	0.18	0.0033	mg/Kg	☼	10/06/16 12:18	10/14/16 21:28	2
Cobalt	0.83	B	0.18	0.0015	mg/Kg	☼	10/06/16 12:18	10/14/16 21:28	2
Chromium	10	B	0.36	0.053	mg/Kg	☼	10/06/16 12:18	10/14/16 21:28	2
Copper	7.6	B	0.36	0.086	mg/Kg	☼	10/06/16 12:18	10/14/16 21:28	2
Iron	3800	B	18	2.8	mg/Kg	☼	10/06/16 12:18	10/14/16 21:28	2
Potassium	860	B	180	4.4	mg/Kg	☼	10/06/16 12:18	10/14/16 21:28	2
Magnesium	14000	B	180	3.6	mg/Kg	☼	10/06/16 12:18	10/14/16 21:28	2
Manganese	2400	B	4.4	0.53	mg/Kg	☼	10/06/16 12:18	10/17/16 23:55	10
Sodium	1100	B	180	7.7	mg/Kg	☼	10/06/16 12:18	10/14/16 21:28	2
Nickel	2.6	B	0.36	0.035	mg/Kg	☼	10/06/16 12:18	10/14/16 21:28	2
Lead	5.1	B	0.18	0.040	mg/Kg	☼	10/06/16 12:18	10/14/16 21:28	2
Selenium	1.4	B	0.89	0.036	mg/Kg	☼	10/06/16 12:18	10/14/16 21:28	2
Vanadium	39		0.89	0.033	mg/Kg	☼	10/06/16 12:18	10/14/16 21:28	2
Zinc	20	B	3.6	0.44	mg/Kg	☼	10/06/16 12:18	10/14/16 21:28	2
Antimony	0.20	J B	0.36	0.012	mg/Kg	☼	10/06/16 12:18	10/14/16 21:28	2
Thallium	0.017	U	0.36	0.017	mg/Kg	☼	10/06/16 12:18	10/14/16 21:28	2

General Chemistry

Analyte	Result	Qualifier	RL	MDL	Unit	D	Prepared	Analyzed	Dil Fac
Percent Solids	94.5		0.1	0.1	%			10/05/16 15:27	1
Percent Moisture	5.5		0.1	0.1	%			10/05/16 15:27	1

Client Sample ID: BLG-SLAG5-100416 (2) Lab Sample ID: 240-70382-5

Date Collected: 10/04/16 08:40 **Matrix: Solid**
Date Received: 10/05/16 09:15 **Percent Solids: 94.5**

Method: 6010C - Metals (ICP)

Analyte	Result	Qualifier	RL	MDL	Unit	D	Prepared	Analyzed	Dil Fac
Aluminum	14000		19	5.5	mg/Kg	☼	10/06/16 12:18	10/07/16 12:23	1
Silver	0.060	U	0.94	0.060	mg/Kg	☼	10/06/16 12:18	10/07/16 12:23	1
Barium	170		19	0.39	mg/Kg	☼	10/06/16 12:18	10/07/16 12:23	1
Beryllium	2.3		0.47	0.025	mg/Kg	☼	10/06/16 12:18	10/07/16 12:23	1
Calcium	75000	B	470	22	mg/Kg	☼	10/06/16 12:18	10/07/16 12:23	1
Cadmium	0.21	J	0.47	0.020	mg/Kg	☼	10/06/16 12:18	10/07/16 12:23	1
Cobalt	0.29	J	0.94	0.044	mg/Kg	☼	10/06/16 12:18	10/07/16 12:23	1
Chromium	5.5	B	0.94	0.071	mg/Kg	☼	10/06/16 12:18	10/07/16 12:23	1
Copper	3.3		2.4	0.22	mg/Kg	☼	10/06/16 12:18	10/07/16 12:23	1
Iron	2100		19	3.0	mg/Kg	☼	10/06/16 12:18	10/07/16 12:23	1
Potassium	690		470	5.9	mg/Kg	☼	10/06/16 12:18	10/07/16 12:23	1
Magnesium	22000	B	470	4.9	mg/Kg	☼	10/06/16 12:18	10/07/16 12:23	1
Manganese	2300	B	2.8	0.16	mg/Kg	☼	10/06/16 12:18	10/10/16 18:56	2
Sodium	600		470	18	mg/Kg	☼	10/06/16 12:18	10/07/16 12:23	1
Nickel	1.1	J	3.8	0.076	mg/Kg	☼	10/06/16 12:18	10/07/16 12:23	1
Antimony	0.45	U	1.9	0.45	mg/Kg	☼	10/06/16 12:18	10/07/16 12:23	1

Client Sample ID: BLG-SLAG5-100416 (2) Lab Sample ID: 240-70382-5

Date Collected: 10/04/16 08:40 **Matrix: Solid**
Date Received: 10/05/16 09:15 **Percent Solids: 94.5**

Method: 6010C - Metals (ICP) (Continued)

Analyte	Result	Qualifier	RL	MDL	Unit	D	Prepared	Analyzed	Dil Fac
Vanadium	9.9		0.94	0.19	mg/Kg	☼	10/06/16 12:18	10/07/16 12:23	1
Zinc	16		4.7	0.53	mg/Kg	☼	10/06/16 12:18	10/07/16 12:23	1
Arsenic	1.1	J	2.8	0.77	mg/Kg	☼	10/06/16 12:18	10/10/16 18:56	2
Lead	3.0		0.94	0.19	mg/Kg	☼	10/06/16 12:18	10/07/16 12:23	1
Selenium	0.64	U	3.8	0.64	mg/Kg	☼	10/06/16 12:18	10/10/16 18:56	2
Thallium	0.50	J	3.8	0.25	mg/Kg	☼	10/06/16 12:18	10/10/16 18:56	2

Method: 6020A - Metals (ICP/MS)

Analyte	Result	Qualifier	RL	MDL	Unit	D	Prepared	Analyzed	Dil Fac
Silver	0.022	J	0.19	0.0013	mg/Kg	☼	10/06/16 12:18	10/14/16 21:32	2
Aluminum	15000	B	9.4	0.59	mg/Kg	☼	10/06/16 12:18	10/14/16 21:32	2
Arsenic	0.73	J	0.94	0.025	mg/Kg	☼	10/06/16 12:18	10/14/16 21:32	2
Barium	210		0.94	0.21	mg/Kg	☼	10/06/16 12:18	10/14/16 21:32	2
Beryllium	2.6		0.19	0.010	mg/Kg	☼	10/06/16 12:18	10/14/16 21:32	2
Calcium	90000	B	190	21	mg/Kg	☼	10/06/16 12:18	10/14/16 21:32	2
Cadmium	0.19	B	0.19	0.0035	mg/Kg	☼	10/06/16 12:18	10/14/16 21:32	2
Cobalt	0.24	B	0.19	0.0016	mg/Kg	☼	10/06/16 12:18	10/14/16 21:32	2
Chromium	6.1	B	0.38	0.057	mg/Kg	☼	10/06/16 12:18	10/14/16 21:32	2
Copper	3.1	B	0.38	0.092	mg/Kg	☼	10/06/16 12:18	10/14/16 21:32	2
Iron	2300	B	19	3.0	mg/Kg	☼	10/06/16 12:18	10/14/16 21:32	2
Potassium	770	B	190	4.6	mg/Kg	☼	10/06/16 12:18	10/14/16 21:32	2
Magnesium	23000	B	190	3.8	mg/Kg	☼	10/06/16 12:18	10/14/16 21:32	2
Manganese	2600	B	4.7	0.57	mg/Kg	☼	10/06/16 12:18	10/18/16 00:00	10
Sodium	660	B	190	8.2	mg/Kg	☼	10/06/16 12:18	10/14/16 21:32	2
Nickel	0.49	B	0.38	0.037	mg/Kg	☼	10/06/16 12:18	10/14/16 21:32	2
Lead	2.6	B	0.19	0.043	mg/Kg	☼	10/06/16 12:18	10/14/16 21:32	2
Selenium	1.7	B	0.94	0.038	mg/Kg	☼	10/06/16 12:18	10/14/16 21:32	2
Vanadium	12		0.94	0.035	mg/Kg	☼	10/06/16 12:18	10/14/16 21:32	2
Zinc	15	B	3.8	0.47	mg/Kg	☼	10/06/16 12:18	10/14/16 21:32	2
Antimony	0.24	J B	0.38	0.013	mg/Kg	☼	10/06/16 12:18	10/14/16 21:32	2
Thallium	0.018	U	0.38	0.018	mg/Kg	☼	10/06/16 12:18	10/14/16 21:32	2

General Chemistry

Analyte	Result	Qualifier	RL	MDL	Unit	D	Prepared	Analyzed	Dil Fac
Percent Solids	94.5		0.1	0.1	%			10/05/16 15:27	1
Percent Moisture	5.5		0.1	0.1	%			10/05/16 15:27	1

Client Sample ID: BLG-SLAG5-100416 (3) Lab Sample ID: 240-70382-6

Date Collected: 10/04/16 08:40 **Matrix: Solid**
Date Received: 10/05/16 09:15 **Percent Solids: 94.5**

Method: 6010C - Metals (ICP)

Analyte	Result	Qualifier	RL	MDL	Unit	D	Prepared	Analyzed	Dil Fac
Aluminum	13000		17	4.8	mg/Kg	☼	10/06/16 12:18	10/07/16 12:28	1
Silver	0.052	U	0.83	0.052	mg/Kg	☼	10/06/16 12:18	10/07/16 12:28	1
Barium	220		17	0.34	mg/Kg	☼	10/06/16 12:18	10/07/16 12:28	1
Beryllium	1.6		0.42	0.022	mg/Kg	☼	10/06/16 12:18	10/07/16 12:28	1
Calcium	64000	B	420	19	mg/Kg	☼	10/06/16 12:18	10/07/16 12:28	1
Cadmium	1.6		0.42	0.017	mg/Kg	☼	10/06/16 12:18	10/07/16 12:28	1
Cobalt	2.4		0.83	0.039	mg/Kg	☼	10/06/16 12:18	10/07/16 12:28	1

Client Sample ID: BLG-SLAG5-100416 (3) Lab Sample ID: 240-70382-6

Date Collected: 10/04/16 08:40 **Matrix: Solid**
Date Received: 10/05/16 09:15 **Percent Solids: 94.5**

Method: 6010C - Metals (ICP) (Continued)

Analyte	Result	Qualifier	RL	MDL	Unit	D	Prepared	Analyzed	Dil Fac
Chromium	23	B	0.83	0.062	mg/Kg	☼	10/06/16 12:18	10/07/16 12:28	1
Copper	12		2.1	0.19	mg/Kg	☼	10/06/16 12:18	10/07/16 12:28	1
Iron	6200		17	2.7	mg/Kg	☼	10/06/16 12:18	10/07/16 12:28	1
Potassium	1500		420	5.2	mg/Kg	☼	10/06/16 12:18	10/07/16 12:28	1
Magnesium	20000	B	420	4.3	mg/Kg	☼	10/06/16 12:18	10/07/16 12:28	1
Manganese	3300	B	6.2	0.35	mg/Kg	☼	10/06/16 12:18	10/10/16 19:01	5
Sodium	880		420	16	mg/Kg	☼	10/06/16 12:18	10/07/16 12:28	1
Nickel	4.8		3.3	0.067	mg/Kg	☼	10/06/16 12:18	10/07/16 12:28	1
Antimony	0.40	U	1.7	0.40	mg/Kg	☼	10/06/16 12:18	10/07/16 12:28	1
Vanadium	65		0.83	0.17	mg/Kg	☼	10/06/16 12:18	10/07/16 12:28	1
Zinc	65		4.2	0.47	mg/Kg	☼	10/06/16 12:18	10/07/16 12:28	1
Arsenic	1.7	U	6.2	1.7	mg/Kg	☼	10/06/16 12:18	10/10/16 19:01	5
Lead	9.2		0.83	0.17	mg/Kg	☼	10/06/16 12:18	10/07/16 12:28	1
Selenium	1.4	U	8.3	1.4	mg/Kg	☼	10/06/16 12:18	10/10/16 19:01	5
Thallium	0.54	U	8.3	0.54	mg/Kg	☼	10/06/16 12:18	10/10/16 19:01	5

Method: 6020A - Metals (ICP/MS)

Analyte	Result	Qualifier	RL	MDL	Unit	D	Prepared	Analyzed	Dil Fac
Silver	0.072	J	0.17	0.0012	mg/Kg	☼	10/06/16 12:18	10/14/16 21:36	2
Aluminum	15000	B	8.3	0.52	mg/Kg	☼	10/06/16 12:18	10/14/16 21:36	2
Arsenic	1.3		0.83	0.022	mg/Kg	☼	10/06/16 12:18	10/14/16 21:36	2
Barium	330		0.83	0.18	mg/Kg	☼	10/06/16 12:18	10/14/16 21:36	2
Beryllium	1.9		0.17	0.0092	mg/Kg	☼	10/06/16 12:18	10/14/16 21:36	2
Calcium	79000	B	170	18	mg/Kg	☼	10/06/16 12:18	10/14/16 21:36	2
Cadmium	1.8	B	0.17	0.0031	mg/Kg	☼	10/06/16 12:18	10/14/16 21:36	2
Cobalt	2.1	B	0.17	0.0014	mg/Kg	☼	10/06/16 12:18	10/14/16 21:36	2
Chromium	27	B	0.33	0.050	mg/Kg	☼	10/06/16 12:18	10/14/16 21:36	2
Copper	12	B	0.33	0.081	mg/Kg	☼	10/06/16 12:18	10/14/16 21:36	2
Iron	7300	B	17	2.7	mg/Kg	☼	10/06/16 12:18	10/14/16 21:36	2
Potassium	1700	B	170	4.1	mg/Kg	☼	10/06/16 12:18	10/14/16 21:36	2
Magnesium	22000	B	170	3.3	mg/Kg	☼	10/06/16 12:18	10/14/16 21:36	2
Manganese	3700	B	4.2	0.50	mg/Kg	☼	10/06/16 12:18	11/02/16 14:06	10
Sodium	980	B	170	7.2	mg/Kg	☼	10/06/16 12:18	10/14/16 21:36	2
Nickel	3.5	B	0.33	0.032	mg/Kg	☼	10/06/16 12:18	10/14/16 21:36	2
Lead	12	B	0.17	0.037	mg/Kg	☼	10/06/16 12:18	10/14/16 21:36	2
Selenium	2.0	B	0.83	0.033	mg/Kg	☼	10/06/16 12:18	10/14/16 21:36	2
Vanadium	81		0.83	0.031	mg/Kg	☼	10/06/16 12:18	10/14/16 21:36	2
Zinc	57	B	3.3	0.42	mg/Kg	☼	10/06/16 12:18	10/14/16 21:36	2
Antimony	0.72	B	0.33	0.012	mg/Kg	☼	10/06/16 12:18	10/14/16 21:36	2
Thallium	0.016	U	0.33	0.016	mg/Kg	☼	10/06/16 12:18	10/14/16 21:36	2

General Chemistry

Analyte	Result	Qualifier	RL	MDL	Unit	D	Prepared	Analyzed	Dil Fac
Percent Solids	94.5		0.1	0.1	%			10/05/16 15:27	1
Percent Moisture	5.5		0.1	0.1	%			10/05/16 15:27	1

Client Sample ID: BLD-SLAG4-100416 (1)

Date Collected: 10/04/16 08:50
Date Received: 10/05/16 09:15

Lab Sample ID: 240-70382-7

Matrix: Solid
Percent Solids: 95.3

Method: 6010C - Metals (ICP)

Analyte	Result	Qualifier	RL	MDL	Unit	D	Prepared	Analyzed	Dil Fac
Aluminum	**13000**		14	4.2	mg/Kg	☼	10/06/16 12:18	10/07/16 12:32	1
Silver	0.045	U	0.72	0.045	mg/Kg	☼	10/06/16 12:18	10/07/16 12:32	1
Barium	**210**		14	0.29	mg/Kg	☼	10/06/16 12:18	10/07/16 12:32	1
Beryllium	**2.1**		0.36	0.019	mg/Kg	☼	10/06/16 12:18	10/07/16 12:32	1
Calcium	**88000**	**B**	1800	83	mg/Kg	☼	10/06/16 12:18	10/10/16 19:05	5
Cadmium	**0.19**	**J**	0.36	0.015	mg/Kg	☼	10/06/16 12:18	10/07/16 12:32	1
Cobalt	**0.28**	**J**	0.72	0.034	mg/Kg	☼	10/06/16 12:18	10/07/16 12:32	1
Chromium	**11**	**B**	0.72	0.054	mg/Kg	☼	10/06/16 12:18	10/07/16 12:32	1
Copper	**2.7**	**J**	9.0	0.83	mg/Kg	☼	10/06/16 12:18	10/10/16 19:05	5
Iron	**710**		14	2.3	mg/Kg	☼	10/06/16 12:18	10/07/16 12:32	1
Potassium	**1200**		360	4.5	mg/Kg	☼	10/06/16 12:18	10/07/16 12:32	1
Magnesium	**19000**	**B**	360	3.7	mg/Kg	☼	10/06/16 12:18	10/07/16 12:32	1
Manganese	**3300**	**B**	5.4	0.30	mg/Kg	☼	10/06/16 12:18	10/10/16 19:05	5
Sodium	**840**		360	14	mg/Kg	☼	10/06/16 12:18	10/07/16 12:32	1
Nickel	**1.7**	**J**	2.9	0.057	mg/Kg	☼	10/06/16 12:18	10/07/16 12:32	1
Antimony	**0.75**	**J**	1.4	0.34	mg/Kg	☼	10/06/16 12:18	10/07/16 12:32	1
Vanadium	**14**		0.72	0.14	mg/Kg	☼	10/06/16 12:18	10/07/16 12:32	1
Zinc	**15**		3.6	0.40	mg/Kg	☼	10/06/16 12:18	10/07/16 12:32	1
Arsenic	1.5	U	5.4	1.5	mg/Kg	☼	10/06/16 12:18	10/10/16 19:05	5
Lead	**6.3**		0.72	0.14	mg/Kg	☼	10/06/16 12:18	10/07/16 12:32	1
Selenium	1.2	U	7.2	1.2	mg/Kg	☼	10/06/16 12:18	10/10/16 19:05	5
Thallium	**1.1**	**J**	7.2	0.47	mg/Kg	☼	10/06/16 12:18	10/10/16 19:05	5

Method: 6020A - Metals (ICP/MS)

Analyte	Result	Qualifier	RL	MDL	Unit	D	Prepared	Analyzed	Dil Fac
Silver	**0.023**	**J**	0.14	0.0010	mg/Kg	☼	10/06/16 12:18	10/14/16 21:40	2
Aluminum	**15000**	**B**	7.2	0.45	mg/Kg	☼	10/06/16 12:18	10/14/16 21:40	2
Arsenic	**0.63**	**J**	0.72	0.019	mg/Kg	☼	10/06/16 12:18	10/14/16 21:40	2
Barium	**320**		0.72	0.16	mg/Kg	☼	10/06/16 12:18	10/14/16 21:40	2
Beryllium	**2.6**		0.14	0.0079	mg/Kg	☼	10/06/16 12:18	10/14/16 21:40	2
Calcium	**95000**	**B**	720	79	mg/Kg	☼	10/06/16 12:18	10/18/16 00:08	10
Cadmium	**0.21**	**B**	0.14	0.0027	mg/Kg	☼	10/06/16 12:18	10/14/16 21:40	2
Cobalt	**0.17**	**B**	0.14	0.0012	mg/Kg	☼	10/06/16 12:18	10/14/16 21:40	2
Chromium	**13**	**B**	0.29	0.043	mg/Kg	☼	10/06/16 12:18	10/14/16 21:40	2
Copper	**2.5**	**B**	0.29	0.070	mg/Kg	☼	10/06/16 12:18	10/14/16 21:40	2
Iron	**890**	**B**	14	2.3	mg/Kg	☼	10/06/16 12:18	10/14/16 21:40	2
Potassium	**1400**	**B**	140	3.5	mg/Kg	☼	10/06/16 12:18	10/14/16 21:40	2
Magnesium	**23000**	**B**	140	2.9	mg/Kg	☼	10/06/16 12:18	10/14/16 21:40	2
Manganese	**3500**	**B**	3.6	0.43	mg/Kg	☼	10/06/16 12:18	10/18/16 00:08	10
Sodium	**980**	**B**	140	6.2	mg/Kg	☼	10/06/16 12:18	10/14/16 21:40	2
Nickel	**1.0**	**B**	0.29	0.028	mg/Kg	☼	10/06/16 12:18	10/14/16 21:40	2
Lead	**7.7**	**B**	0.14	0.032	mg/Kg	☼	10/06/16 12:18	10/14/16 21:40	2
Selenium	**1.8**	**B**	0.72	0.029	mg/Kg	☼	10/06/16 12:18	10/14/16 21:40	2
Vanadium	**18**		0.72	0.027	mg/Kg	☼	10/06/16 12:18	10/14/16 21:40	2
Zinc	**13**	**B**	2.9	0.36	mg/Kg	☼	10/06/16 12:18	10/14/16 21:40	2
Antimony	**1.5**	**B**	0.29	0.010	mg/Kg	☼	10/06/16 12:18	10/14/16 21:40	2
Thallium	0.014	U	0.29	0.014	mg/Kg	☼	10/06/16 12:18	10/14/16 21:40	2

Client Sample ID: BLD-SLAG4-100416 (1) Lab Sample ID: 240-70382-7

Date Collected: 10/04/16 08:50 **Matrix: Solid**
Date Received: 10/05/16 09:15

General Chemistry

Analyte	Result	Qualifier	RL	MDL	Unit	D	Prepared	Analyzed	Dil Fac
Percent Solids	95.3		0.1	0.1	%			10/05/16 15:27	1
Percent Moisture	4.7		0.1	0.1	%			10/05/16 15:27	1

Client Sample ID: BLD-SLAG4-100416 (2) Lab Sample ID: 240-70382-8

Date Collected: 10/04/16 08:50 **Matrix: Solid**
Date Received: 10/05/16 09:15 **Percent Solids: 95.3**

Method: 6010C - Metals (ICP)

Analyte	Result	Qualifier	RL	MDL	Unit	D	Prepared	Analyzed	Dil Fac
Aluminum	13000		16	4.7	mg/Kg	☼	10/06/16 12:18	10/07/16 12:36	1
Silver	0.051	U	0.81	0.051	mg/Kg	☼	10/06/16 12:18	10/07/16 12:36	1
Barium	160		16	0.33	mg/Kg	☼	10/06/16 12:18	10/07/16 12:36	1
Beryllium	1.9		0.41	0.021	mg/Kg	☼	10/06/16 12:18	10/07/16 12:36	1
Calcium	90000	B	2000	93	mg/Kg	☼	10/06/16 12:18	10/10/16 19:09	5
Cadmium	0.28	J	0.41	0.017	mg/Kg	☼	10/06/16 12:18	10/07/16 12:36	1
Cobalt	0.26	J	0.81	0.038	mg/Kg	☼	10/06/16 12:18	10/07/16 12:36	1
Chromium	8.6	B	0.81	0.061	mg/Kg	☼	10/06/16 12:18	10/07/16 12:36	1
Copper	3.6	J	10	0.93	mg/Kg	☼	10/06/16 12:18	10/10/16 19:09	5
Iron	840		16	2.6	mg/Kg	☼	10/06/16 12:18	10/07/16 12:36	1
Potassium	1200		410	5.0	mg/Kg	☼	10/06/16 12:18	10/07/16 12:36	1
Magnesium	22000	B	410	4.2	mg/Kg	☼	10/06/16 12:18	10/07/16 12:36	1
Manganese	3500	B	6.1	0.34	mg/Kg	☼	10/06/16 12:18	10/10/16 19:09	5
Sodium	950		410	15	mg/Kg	☼	10/06/16 12:18	10/07/16 12:36	1
Nickel	1.7	J	3.3	0.065	mg/Kg	☼	10/06/16 12:18	10/07/16 12:36	1
Antimony	0.39	U	1.6	0.39	mg/Kg	☼	10/06/16 12:18	10/07/16 12:36	1
Vanadium	22		0.81	0.16	mg/Kg	☼	10/06/16 12:18	10/07/16 12:36	1
Zinc	17		4.1	0.46	mg/Kg	☼	10/06/16 12:18	10/07/16 12:36	1
Arsenic	1.7	U	6.1	1.7	mg/Kg	☼	10/06/16 12:18	10/10/16 19:09	5
Lead	4.4		0.81	0.16	mg/Kg	☼	10/06/16 12:18	10/07/16 12:36	1
Selenium	1.4	U	8.1	1.4	mg/Kg	☼	10/06/16 12:18	10/10/16 19:09	5
Thallium	0.68	J	8.1	0.53	mg/Kg	☼	10/06/16 12:18	10/10/16 19:09	5

Method: 6020A - Metals (ICP/MS)

Analyte	Result	Qualifier	RL	MDL	Unit	D	Prepared	Analyzed	Dil Fac
Silver	0.022	J	0.16	0.0011	mg/Kg	☼	10/06/16 12:18	10/14/16 21:45	2
Aluminum	15000	B	8.1	0.50	mg/Kg	☼	10/06/16 12:18	10/14/16 21:45	2
Arsenic	0.60	J	0.81	0.021	mg/Kg	☼	10/06/16 12:18	10/14/16 21:45	2
Barium	250		0.81	0.18	mg/Kg	☼	10/06/16 12:18	10/14/16 21:45	2
Beryllium	2.4		0.16	0.0089	mg/Kg	☼	10/06/16 12:18	10/14/16 21:45	2
Calcium	97000	B	810	89	mg/Kg	☼	10/06/16 12:18	10/18/16 00:13	10
Cadmium	0.31	B	0.16	0.0030	mg/Kg	☼	10/06/16 12:18	10/14/16 21:45	2
Cobalt	0.15	J B	0.16	0.0014	mg/Kg	☼	10/06/16 12:18	10/14/16 21:45	2
Chromium	10	B	0.33	0.049	mg/Kg	☼	10/06/16 12:18	10/14/16 21:45	2
Copper	3.0	B	0.33	0.079	mg/Kg	☼	10/06/16 12:18	10/14/16 21:45	2
Iron	1100	B	16	2.6	mg/Kg	☼	10/06/16 12:18	10/14/16 21:45	2
Potassium	1500	B	160	4.0	mg/Kg	☼	10/06/16 12:18	10/14/16 21:45	2
Magnesium	26000	B	160	3.3	mg/Kg	☼	10/06/16 12:18	10/14/16 21:45	2
Manganese	3800	B	4.1	0.49	mg/Kg	☼	10/06/16 12:18	10/18/16 00:13	10
Sodium	1100	B	160	7.1	mg/Kg	☼	10/06/16 12:18	10/14/16 21:45	2
Nickel	0.94	B	0.33	0.032	mg/Kg	☼	10/06/16 12:18	10/14/16 21:45	2

Client Sample ID: BLD-SLAG4-100416 (2) — Lab Sample ID: 240-70382-8

Date Collected: 10/04/16 08:50 — **Matrix: Solid**
Date Received: 10/05/16 09:15 — **Percent Solids: 95.3**

Method: 6020A - Metals (ICP/MS) (Continued)

Analyte	Result	Qualifier	RL	MDL	Unit	D	Prepared	Analyzed	Dil Fac
Lead	4.8	B	0.16	0.037	mg/Kg	☼	10/06/16 12:18	10/14/16 21:45	2
Selenium	2.0	B	0.81	0.033	mg/Kg	☼	10/06/16 12:18	10/14/16 21:45	2
Vanadium	28		0.81	0.030	mg/Kg	☼	10/06/16 12:18	10/14/16 21:45	2
Zinc	15	B	3.3	0.41	mg/Kg	☼	10/06/16 12:18	10/14/16 21:45	2
Antimony	0.71	B	0.33	0.011	mg/Kg	☼	10/06/16 12:18	10/14/16 21:45	2
Thallium	0.015	U	0.33	0.015	mg/Kg	☼	10/06/16 12:18	10/14/16 21:45	2

General Chemistry

Analyte	Result	Qualifier	RL	MDL	Unit	D	Prepared	Analyzed	Dil Fac
Percent Solids	95.3		0.1	0.1	%			10/05/16 15:27	1
Percent Moisture	4.7		0.1	0.1	%			10/05/16 15:27	1

Client Sample ID: BLD-SLAG4-100416 (3) — Lab Sample ID: 240-70382-9

Date Collected: 10/04/16 08:50 — **Matrix: Solid**
Date Received: 10/05/16 09:15 — **Percent Solids: 95.3**

Method: 6010C - Metals (ICP)

Analyte	Result	Qualifier	RL	MDL	Unit	D	Prepared	Analyzed	Dil Fac
Aluminum	15000		17	4.9	mg/Kg	☼	10/06/16 12:18	10/07/16 12:40	1
Silver	0.053	U	0.84	0.053	mg/Kg	☼	10/06/16 12:18	10/07/16 12:40	1
Barium	200		17	0.34	mg/Kg	☼	10/06/16 12:18	10/07/16 12:40	1
Beryllium	2.4		0.42	0.022	mg/Kg	☼	10/06/16 12:18	10/07/16 12:40	1
Calcium	95000	B	840	39	mg/Kg	☼	10/06/16 12:18	10/10/16 19:14	2
Cadmium	0.12	J	0.42	0.018	mg/Kg	☼	10/06/16 12:18	10/07/16 12:40	1
Cobalt	0.30	J	0.84	0.039	mg/Kg	☼	10/06/16 12:18	10/07/16 12:40	1
Chromium	3.2	B	0.84	0.063	mg/Kg	☼	10/06/16 12:18	10/07/16 12:40	1
Copper	2.8	J	4.2	0.39	mg/Kg	☼	10/06/16 12:18	10/10/16 19:14	2
Iron	850		17	2.7	mg/Kg	☼	10/06/16 12:18	10/07/16 12:40	1
Potassium	860		420	5.2	mg/Kg	☼	10/06/16 12:18	10/07/16 12:40	1
Magnesium	23000	B	420	4.4	mg/Kg	☼	10/06/16 12:18	10/07/16 12:40	1
Manganese	2100	B	2.5	0.14	mg/Kg	☼	10/06/16 12:18	10/10/16 19:14	2
Sodium	550		420	16	mg/Kg	☼	10/06/16 12:18	10/07/16 12:40	1
Nickel	1.4	J	3.4	0.067	mg/Kg	☼	10/06/16 12:18	10/07/16 12:40	1
Antimony	0.44	J	1.7	0.40	mg/Kg	☼	10/06/16 12:18	10/07/16 12:40	1
Vanadium	2.0		0.84	0.17	mg/Kg	☼	10/06/16 12:18	10/07/16 12:40	1
Zinc	8.1		4.2	0.47	mg/Kg	☼	10/06/16 12:18	10/07/16 12:40	1
Arsenic	0.82	J	2.5	0.69	mg/Kg	☼	10/06/16 12:18	10/10/16 19:14	2
Lead	3.4		0.84	0.17	mg/Kg	☼	10/06/16 12:18	10/07/16 12:40	1
Selenium	0.72	J	3.4	0.57	mg/Kg	☼	10/06/16 12:18	10/10/16 19:14	2
Thallium	0.59	J	3.4	0.22	mg/Kg	☼	10/06/16 12:18	10/10/16 19:14	2

Method: 6020A - Metals (ICP/MS)

Analyte	Result	Qualifier	RL	MDL	Unit	D	Prepared	Analyzed	Dil Fac
Silver	0.017	J	0.17	0.0012	mg/Kg	☼	10/06/16 12:18	10/14/16 21:49	2
Aluminum	17000	B	8.4	0.52	mg/Kg	☼	10/06/16 12:18	10/14/16 21:49	2
Arsenic	0.69	J	0.84	0.022	mg/Kg	☼	10/06/16 12:18	10/14/16 21:49	2
Barium	300		0.84	0.18	mg/Kg	☼	10/06/16 12:18	10/14/16 21:49	2
Beryllium	3.0		0.17	0.0092	mg/Kg	☼	10/06/16 12:18	10/14/16 21:49	2
Calcium	110000	B	840	92	mg/Kg	☼	10/06/16 12:18	10/18/16 00:17	10
Cadmium	0.12	J B	0.17	0.0031	mg/Kg	☼	10/06/16 12:18	10/14/16 21:49	2

Client Sample ID: BLD-SLAG4-100416 (3) — Lab Sample ID: 240-70382-9

Date Collected: 10/04/16 08:50 — **Matrix: Solid**
Date Received: 10/05/16 09:15 — **Percent Solids: 95.3**

Method: 6020A - Metals (ICP/MS) (Continued)

Analyte	Result	Qualifier	RL	MDL	Unit	D	Prepared	Analyzed	Dil Fac
Cobalt	0.16	J B	0.17	0.0014	mg/Kg	☼	10/06/16 12:18	10/14/16 21:49	2
Chromium	3.7	B	0.34	0.050	mg/Kg	☼	10/06/16 12:18	10/14/16 21:49	2
Copper	2.4	B	0.34	0.081	mg/Kg	☼	10/06/16 12:18	10/14/16 21:49	2
Iron	1100	B	17	2.7	mg/Kg	☼	10/06/16 12:18	10/14/16 21:49	2
Potassium	1000	B	170	4.1	mg/Kg	☼	10/06/16 12:18	10/14/16 21:49	2
Magnesium	27000	B	170	3.4	mg/Kg	☼	10/06/16 12:18	10/14/16 21:49	2
Manganese	2400	B	4.2	0.50	mg/Kg	☼	10/06/16 12:18	10/18/16 00:17	10
Sodium	640	B	170	7.3	mg/Kg	☼	10/06/16 12:18	10/14/16 21:49	2
Nickel	0.62	B	0.34	0.033	mg/Kg	☼	10/06/16 12:18	10/14/16 21:49	2
Lead	3.4	B	0.17	0.038	mg/Kg	☼	10/06/16 12:18	10/14/16 21:49	2
Selenium	2.0	B	0.84	0.034	mg/Kg	☼	10/06/16 12:18	10/14/16 21:49	2
Vanadium	3.3		0.84	0.031	mg/Kg	☼	10/06/16 12:18	10/14/16 21:49	2
Zinc	7.2	B	3.4	0.42	mg/Kg	☼	10/06/16 12:18	10/14/16 21:49	2
Antimony	1.1	B	0.34	0.012	mg/Kg	☼	10/06/16 12:18	10/14/16 21:49	2
Thallium	0.016	U	0.34	0.016	mg/Kg	☼	10/06/16 12:18	10/14/16 21:49	2

General Chemistry

Analyte	Result	Qualifier	RL	MDL	Unit	D	Prepared	Analyzed	Dil Fac
Percent Solids	95.3		0.1	0.1	%			10/05/16 15:27	1
Percent Moisture	4.7		0.1	0.1	%			10/05/16 15:27	1

Client Sample ID: BLD-SLAG5-100416 (1) — Lab Sample ID: 240-70382-10

Date Collected: 10/04/16 09:00 — **Matrix: Solid**
Date Received: 10/05/16 09:15 — **Percent Solids: 97.3**

Method: 6010C - Metals (ICP)

Analyte	Result	Qualifier	RL	MDL	Unit	D	Prepared	Analyzed	Dil Fac
Aluminum	10000		20	5.7	mg/Kg	☼	10/06/16 12:18	10/07/16 12:45	1
Silver	0.062	U	0.99	0.062	mg/Kg	☼	10/06/16 12:18	10/07/16 12:45	1
Barium	100		20	0.41	mg/Kg	☼	10/06/16 12:18	10/07/16 12:45	1
Beryllium	1.6		0.49	0.026	mg/Kg	☼	10/06/16 12:18	10/07/16 12:45	1
Calcium	57000	B	490	23	mg/Kg	☼	10/06/16 12:18	10/07/16 12:45	1
Cadmium	0.068	J	0.49	0.021	mg/Kg	☼	10/06/16 12:18	10/07/16 12:45	1
Cobalt	0.089	J	0.99	0.046	mg/Kg	☼	10/06/16 12:18	10/07/16 12:45	1
Chromium	5.2	B	0.99	0.074	mg/Kg	☼	10/06/16 12:18	10/07/16 12:45	1
Copper	2.1	J	2.5	0.23	mg/Kg	☼	10/06/16 12:18	10/07/16 12:45	1
Iron	240		20	3.2	mg/Kg	☼	10/06/16 12:18	10/07/16 12:45	1
Potassium	870		490	6.1	mg/Kg	☼	10/06/16 12:18	10/07/16 12:45	1
Magnesium	17000	B	490	5.1	mg/Kg	☼	10/06/16 12:18	10/07/16 12:45	1
Manganese	2400	B	3.0	0.17	mg/Kg	☼	10/06/16 12:18	10/10/16 19:18	2
Sodium	390	J	490	19	mg/Kg	☼	10/06/16 12:18	10/07/16 12:45	1
Nickel	0.72	J	4.0	0.079	mg/Kg	☼	10/06/16 12:18	10/07/16 12:45	1
Antimony	0.47	U	2.0	0.47	mg/Kg	☼	10/06/16 12:18	10/07/16 12:45	1
Vanadium	3.1		0.99	0.20	mg/Kg	☼	10/06/16 12:18	10/07/16 12:45	1
Zinc	4.6	J	4.9	0.55	mg/Kg	☼	10/06/16 12:18	10/07/16 12:45	1
Arsenic	0.81	U	3.0	0.81	mg/Kg	☼	10/06/16 12:18	10/10/16 19:18	2
Lead	2.0		0.99	0.20	mg/Kg	☼	10/06/16 12:18	10/07/16 12:45	1
Selenium	0.67	U	4.0	0.67	mg/Kg	☼	10/06/16 12:18	10/10/16 19:18	2
Thallium	0.26	U	4.0	0.26	mg/Kg	☼	10/06/16 12:18	10/10/16 19:18	2

Client Sample ID: BLD-SLAG5-100416 (1) Lab Sample ID: 240-70382-10

Date Collected: 10/04/16 09:00 **Matrix: Solid**
Date Received: 10/05/16 09:15 **Percent Solids: 97.3**

Method: 6020A - Metals (ICP/MS)

Analyte	Result	Qualifier	RL	MDL	Unit	D	Prepared	Analyzed	Dil Fac
Silver	0.0045	J	0.20	0.0014	mg/Kg	☼	10/06/16 12:18	10/14/16 21:53	2
Aluminum	11000	B	9.9	0.61	mg/Kg	☼	10/06/16 12:18	10/14/16 21:53	2
Arsenic	0.32	J	0.99	0.026	mg/Kg	☼	10/06/16 12:18	10/14/16 21:53	2
Barium	130		0.99	0.22	mg/Kg	☼	10/06/16 12:18	10/14/16 21:53	2
Beryllium	1.8		0.20	0.011	mg/Kg	☼	10/06/16 12:18	10/14/16 21:53	2
Calcium	66000	B	200	22	mg/Kg	☼	10/06/16 12:18	10/14/16 21:53	2
Cadmium	0.046	J B	0.20	0.0037	mg/Kg	☼	10/06/16 12:18	10/14/16 21:53	2
Cobalt	0.054	J B	0.20	0.0017	mg/Kg	☼	10/06/16 12:18	10/14/16 21:53	2
Chromium	5.7	B	0.40	0.059	mg/Kg	☼	10/06/16 12:18	10/14/16 21:53	2
Copper	2.1	B	0.40	0.096	mg/Kg	☼	10/06/16 12:18	10/14/16 21:53	2
Iron	270	B	20	3.2	mg/Kg	☼	10/06/16 12:18	10/14/16 21:53	2
Potassium	970	B	200	4.8	mg/Kg	☼	10/06/16 12:18	10/14/16 21:53	2
Magnesium	18000	B	200	4.0	mg/Kg	☼	10/06/16 12:18	10/14/16 21:53	2
Manganese	2500	B	4.9	0.59	mg/Kg	☼	10/06/16 12:18	10/18/16 00:21	10
Sodium	420	B	200	8.6	mg/Kg	☼	10/06/16 12:18	10/14/16 21:53	2
Nickel	0.32	J B	0.40	0.039	mg/Kg	☼	10/06/16 12:18	10/14/16 21:53	2
Lead	1.4	B	0.20	0.044	mg/Kg	☼	10/06/16 12:18	10/14/16 21:53	2
Selenium	1.1	B	0.99	0.040	mg/Kg	☼	10/06/16 12:18	10/14/16 21:53	2
Vanadium	3.7		0.99	0.037	mg/Kg	☼	10/06/16 12:18	10/14/16 21:53	2
Zinc	4.2	B	4.0	0.49	mg/Kg	☼	10/06/16 12:18	10/14/16 21:53	2
Antimony	0.32	J B	0.40	0.014	mg/Kg	☼	10/06/16 12:18	10/14/16 21:53	2
Thallium	0.019	U	0.40	0.019	mg/Kg	☼	10/06/16 12:18	10/14/16 21:53	2

General Chemistry

Analyte	Result	Qualifier	RL	MDL	Unit	D	Prepared	Analyzed	Dil Fac
Percent Solids	97.3		0.1	0.1	%			10/05/16 15:27	1
Percent Moisture	2.7		0.1	0.1	%			10/05/16 15:27	1

Client Sample ID: BLD-SLAG5-100416 (2) Lab Sample ID: 240-70382-11

Date Collected: 10/04/16 09:00 **Matrix: Solid**
Date Received: 10/05/16 09:15 **Percent Solids: 97.3**

Method: 6010C - Metals (ICP)

Analyte	Result	Qualifier	RL	MDL	Unit	D	Prepared	Analyzed	Dil Fac
Aluminum	11000		16	4.7	mg/Kg	☼	10/06/16 12:18	10/07/16 12:49	1
Silver	0.051	U	0.82	0.051	mg/Kg	☼	10/06/16 12:18	10/07/16 12:49	1
Barium	150		16	0.33	mg/Kg	☼	10/06/16 12:18	10/07/16 12:49	1
Beryllium	2.2		0.41	0.021	mg/Kg	☼	10/06/16 12:18	10/07/16 12:49	1
Calcium	56000	B	410	19	mg/Kg	☼	10/06/16 12:18	10/07/16 12:49	1
Cadmium	0.075	J	0.41	0.017	mg/Kg	☼	10/06/16 12:18	10/07/16 12:49	1
Cobalt	0.28	J	0.82	0.038	mg/Kg	☼	10/06/16 12:18	10/07/16 12:49	1
Chromium	5.5	B	0.82	0.061	mg/Kg	☼	10/06/16 12:18	10/07/16 12:49	1
Copper	2.5		2.0	0.19	mg/Kg	☼	10/06/16 12:18	10/07/16 12:49	1
Iron	2900		16	2.6	mg/Kg	☼	10/06/16 12:18	10/07/16 12:49	1
Potassium	660		410	5.1	mg/Kg	☼	10/06/16 12:18	10/07/16 12:49	1
Magnesium	18000	B	410	4.2	mg/Kg	☼	10/06/16 12:18	10/07/16 12:49	1
Manganese	1600	B	2.4	0.14	mg/Kg	☼	10/06/16 12:18	10/10/16 19:31	2
Sodium	520		410	15	mg/Kg	☼	10/06/16 12:18	10/07/16 12:49	1
Nickel	1.6	J	3.3	0.065	mg/Kg	☼	10/06/16 12:18	10/07/16 12:49	1
Antimony	0.49	J	1.6	0.39	mg/Kg	☼	10/06/16 12:18	10/07/16 12:49	1

Client Sample ID: BLD-SLAG5-100416 (2) Lab Sample ID: 240-70382-11

Date Collected: 10/04/16 09:00 **Matrix: Solid**
Date Received: 10/05/16 09:15 **Percent Solids: 97.3**

Method: 6010C - Metals (ICP) (Continued)

Analyte	Result	Qualifier	RL	MDL	Unit	D	Prepared	Analyzed	Dil Fac
Vanadium	**2.8**		0.82	0.16	mg/Kg	☼	10/06/16 12:18	10/07/16 12:49	1
Zinc	**4.9**		4.1	0.46	mg/Kg	☼	10/06/16 12:18	10/07/16 12:49	1
Arsenic	**0.72**	**J**	2.4	0.67	mg/Kg	☼	10/06/16 12:18	10/10/16 19:31	2
Lead	**1.7**		0.82	0.16	mg/Kg	☼	10/06/16 12:18	10/07/16 12:49	1
Selenium	0.55	U	3.3	0.55	mg/Kg	☼	10/06/16 12:18	10/10/16 19:31	2
Thallium	0.21	U	3.3	0.21	mg/Kg	☼	10/06/16 12:18	10/10/16 19:31	2

Method: 6020A - Metals (ICP/MS)

Analyte	Result	Qualifier	RL	MDL	Unit	D	Prepared	Analyzed	Dil Fac
Silver	**0.013**	**J**	0.16	0.0011	mg/Kg	☼	10/06/16 12:18	10/14/16 21:57	2
Aluminum	**13000**	**B**	8.2	0.51	mg/Kg	☼	10/06/16 12:18	10/14/16 21:57	2
Arsenic	**0.70**	**J**	0.82	0.021	mg/Kg	☼	10/06/16 12:18	10/14/16 21:57	2
Barium	**220**		0.82	0.18	mg/Kg	☼	10/06/16 12:18	10/14/16 21:57	2
Beryllium	**2.5**		0.16	0.0090	mg/Kg	☼	10/06/16 12:18	10/14/16 21:57	2
Calcium	**72000**	**B**	160	18	mg/Kg	☼	10/06/16 12:18	10/14/16 21:57	2
Cadmium	**0.066**	**J B**	0.16	0.0030	mg/Kg	☼	10/06/16 12:18	10/14/16 21:57	2
Cobalt	**0.26**	**B**	0.16	0.0014	mg/Kg	☼	10/06/16 12:18	10/14/16 21:57	2
Chromium	**6.6**	**B**	0.33	0.049	mg/Kg	☼	10/06/16 12:18	10/14/16 21:57	2
Copper	**2.7**	**B**	0.33	0.079	mg/Kg	☼	10/06/16 12:18	10/14/16 21:57	2
Iron	**3500**	**B**	16	2.6	mg/Kg	☼	10/06/16 12:18	10/14/16 21:57	2
Potassium	**780**	**B**	160	4.0	mg/Kg	☼	10/06/16 12:18	10/14/16 21:57	2
Magnesium	**20000**	**B**	160	3.3	mg/Kg	☼	10/06/16 12:18	10/14/16 21:57	2
Manganese	**1800**	**B**	4.1	0.49	mg/Kg	☼	10/06/16 12:18	10/18/16 00:25	10
Sodium	**850**	**B**	160	7.1	mg/Kg	☼	10/06/16 12:18	10/14/16 21:57	2
Nickel	**1.2**	**B**	0.33	0.032	mg/Kg	☼	10/06/16 12:18	10/14/16 21:57	2
Lead	**1.2**	**B**	0.16	0.037	mg/Kg	☼	10/06/16 12:18	10/14/16 21:57	2
Selenium	**1.5**	**B**	0.82	0.033	mg/Kg	☼	10/06/16 12:18	10/14/16 21:57	2
Vanadium	**3.8**		0.82	0.030	mg/Kg	☼	10/06/16 12:18	10/14/16 21:57	2
Zinc	**4.7**	**B**	3.3	0.41	mg/Kg	☼	10/06/16 12:18	10/14/16 21:57	2
Antimony	**0.82**	**B**	0.33	0.011	mg/Kg	☼	10/06/16 12:18	10/14/16 21:57	2
Thallium	0.015	U	0.33	0.015	mg/Kg	☼	10/06/16 12:18	10/14/16 21:57	2

General Chemistry

Analyte	Result	Qualifier	RL	MDL	Unit	D	Prepared	Analyzed	Dil Fac
Percent Solids	**97.3**		0.1	0.1	%			10/05/16 15:27	1
Percent Moisture	**2.7**		0.1	0.1	%			10/05/16 15:27	1

Client Sample ID: BLD-SLAG5-100416 (3) Lab Sample ID: 240-70382-12

Date Collected: 10/04/16 09:00 **Matrix: Solid**
Date Received: 10/05/16 09:15 **Percent Solids: 97.3**

Method: 6010C - Metals (ICP)

Analyte	Result	Qualifier	RL	MDL	Unit	D	Prepared	Analyzed	Dil Fac
Aluminum	**10000**		18	5.3	mg/Kg	☼	10/06/16 12:18	10/07/16 12:53	1
Silver	0.057	U	0.91	0.057	mg/Kg	☼	10/06/16 12:18	10/07/16 12:53	1
Barium	**190**		18	0.37	mg/Kg	☼	10/06/16 12:18	10/07/16 12:53	1
Beryllium	**1.4**		0.45	0.024	mg/Kg	☼	10/06/16 12:18	10/07/16 12:53	1
Calcium	**44000**	**B**	450	21	mg/Kg	☼	10/06/16 12:18	10/07/16 12:53	1
Cadmium	**0.24**	**J**	0.45	0.019	mg/Kg	☼	10/06/16 12:18	10/07/16 12:53	1
Cobalt	**0.28**	**J**	0.91	0.043	mg/Kg	☼	10/06/16 12:18	10/07/16 12:53	1

Client Sample ID: BLD-SLAG5-100416 (3)

Date Collected: 10/04/16 09:00
Date Received: 10/05/16 09:15

Lab Sample ID: 240-70382-12

Matrix: Solid
Percent Solids: 97.3

Method: 6010C - Metals (ICP) (Continued)

Analyte	Result	Qualifier	RL	MDL	Unit	D	Prepared	Analyzed	Dil Fac
Chromium	6.4	B	0.91	0.068	mg/Kg	☼	10/06/16 12:18	10/07/16 12:53	1
Copper	2.8		2.3	0.21	mg/Kg	☼	10/06/16 12:18	10/07/16 12:53	1
Iron	740		18	2.9	mg/Kg	☼	10/06/16 12:18	10/07/16 12:53	1
Potassium	620		450	5.6	mg/Kg	☼	10/06/16 12:18	10/07/16 12:53	1
Magnesium	16000	B	450	4.7	mg/Kg	☼	10/06/16 12:18	10/07/16 12:53	1
Manganese	1800	B	2.7	0.15	mg/Kg	☼	10/06/16 12:18	10/10/16 19:35	2
Sodium	1100		450	17	mg/Kg	☼	10/06/16 12:18	10/07/16 12:53	1
Nickel	2.2	J	3.6	0.073	mg/Kg	☼	10/06/16 12:18	10/07/16 12:53	1
Antimony	0.44	U	1.8	0.44	mg/Kg	☼	10/06/16 12:18	10/07/16 12:53	1
Vanadium	20		0.91	0.18	mg/Kg	☼	10/06/16 12:18	10/07/16 12:53	1
Zinc	16		4.5	0.51	mg/Kg	☼	10/06/16 12:18	10/07/16 12:53	1
Arsenic	0.75	U	2.7	0.75	mg/Kg	☼	10/06/16 12:18	10/10/16 19:35	2
Lead	24		0.91	0.18	mg/Kg	☼	10/06/16 12:18	10/07/16 12:53	1
Selenium	0.62	U	3.6	0.62	mg/Kg	☼	10/06/16 12:18	10/10/16 19:35	2
Thallium	0.28	J	3.6	0.24	mg/Kg	☼	10/06/16 12:18	10/10/16 19:35	2

Method: 6020A - Metals (ICP/MS)

Analyte	Result	Qualifier	RL	MDL	Unit	D	Prepared	Analyzed	Dil Fac
Silver	0.016	J	0.18	0.0013	mg/Kg	☼	10/06/16 12:18	10/14/16 22:02	2
Aluminum	10000	B	9.1	0.56	mg/Kg	☼	10/06/16 12:18	10/14/16 22:02	2
Arsenic	0.47	J	0.91	0.024	mg/Kg	☼	10/06/16 12:18	10/14/16 22:02	2
Barium	260		0.91	0.20	mg/Kg	☼	10/06/16 12:18	10/14/16 22:02	2
Beryllium	1.5		0.18	0.010	mg/Kg	☼	10/06/16 12:18	10/14/16 22:02	2
Calcium	50000	B	180	20	mg/Kg	☼	10/06/16 12:18	10/14/16 22:02	2
Cadmium	0.22	B	0.18	0.0034	mg/Kg	☼	10/06/16 12:18	10/14/16 22:02	2
Cobalt	0.18	B	0.18	0.0015	mg/Kg	☼	10/06/16 12:18	10/14/16 22:02	2
Chromium	6.9	B	0.36	0.055	mg/Kg	☼	10/06/16 12:18	10/14/16 22:02	2
Copper	2.9	B	0.36	0.088	mg/Kg	☼	10/06/16 12:18	10/14/16 22:02	2
Iron	820	B	18	2.9	mg/Kg	☼	10/06/16 12:18	10/14/16 22:02	2
Potassium	680	B	180	4.5	mg/Kg	☼	10/06/16 12:18	10/14/16 22:02	2
Magnesium	16000	B	180	3.6	mg/Kg	☼	10/06/16 12:18	10/14/16 22:02	2
Manganese	1900	B	4.5	0.55	mg/Kg	☼	10/06/16 12:18	10/18/16 00:30	10
Sodium	1100	B	180	7.9	mg/Kg	☼	10/06/16 12:18	10/14/16 22:02	2
Nickel	1.8	B	0.36	0.035	mg/Kg	☼	10/06/16 12:18	10/14/16 22:02	2
Lead	31	B	0.18	0.041	mg/Kg	☼	10/06/16 12:18	10/14/16 22:02	2
Selenium	1.5	B	0.91	0.036	mg/Kg	☼	10/06/16 12:18	10/14/16 22:02	2
Vanadium	23		0.91	0.034	mg/Kg	☼	10/06/16 12:18	10/14/16 22:02	2
Zinc	14	B	3.6	0.45	mg/Kg	☼	10/06/16 12:18	10/14/16 22:02	2
Antimony	0.22	J B	0.36	0.013	mg/Kg	☼	10/06/16 12:18	10/14/16 22:02	2
Thallium	0.017	U	0.36	0.017	mg/Kg	☼	10/06/16 12:18	10/14/16 22:02	2

General Chemistry

Analyte	Result	Qualifier	RL	MDL	Unit	D	Prepared	Analyzed	Dil Fac
Percent Solids	97.3		0.1	0.1	%			10/05/16 15:27	1
Percent Moisture	2.7		0.1	0.1	%			10/05/16 15:27	1

Default Detection Limits

Client: Tetra Tech, Inc.
Project/Site: MRC Slag Resample Block G/D

TestAmerica Job ID: 240-70382-1

Method: 6010C - Metals (ICP)

Prep: 3050B

Analyte	RL	MDL	Units	Method
Aluminum	20	5.8	mg/Kg	6010C
Antimony	2.0	0.48	mg/Kg	6010C
Arsenic	1.5	0.41	mg/Kg	6010C
Barium	20	0.41	mg/Kg	6010C
Beryllium	0.50	0.026	mg/Kg	6010C
Cadmium	0.50	0.021	mg/Kg	6010C
Calcium	500	23	mg/Kg	6010C
Chromium	1.0	0.075	mg/Kg	6010C
Cobalt	1.0	0.047	mg/Kg	6010C
Copper	2.5	0.23	mg/Kg	6010C
Iron	20	3.2	mg/Kg	6010C
Lead	1.0	0.20	mg/Kg	6010C
Magnesium	500	5.2	mg/Kg	6010C
Manganese	1.5	0.084	mg/Kg	6010C
Nickel	4.0	0.080	mg/Kg	6010C
Potassium	500	6.2	mg/Kg	6010C
Selenium	2.0	0.34	mg/Kg	6010C
Silver	1.0	0.063	mg/Kg	6010C
Sodium	500	19	mg/Kg	6010C
Thallium	2.0	0.13	mg/Kg	6010C
Vanadium	1.0	0.20	mg/Kg	6010C
Zinc	5.0	0.56	mg/Kg	6010C

Method: 6020A - Metals (ICP/MS)

Prep: 3050B

Analyte	RL	MDL	Units	Method
Aluminum	10	0.62	mg/Kg	6020A
Antimony	0.40	0.014	mg/Kg	6020A
Arsenic	1.0	0.026	mg/Kg	6020A
Barium	1.0	0.22	mg/Kg	6020A
Beryllium	0.20	0.011	mg/Kg	6020A
Cadmium	0.20	0.0037	mg/Kg	6020A
Calcium	200	22	mg/Kg	6020A
Chromium	0.40	0.060	mg/Kg	6020A
Cobalt	0.20	0.0017	mg/Kg	6020A
Copper	0.40	0.097	mg/Kg	6020A
Iron	20	3.2	mg/Kg	6020A
Lead	0.20	0.045	mg/Kg	6020A
Magnesium	200	4.0	mg/Kg	6020A
Manganese	1.0	0.12	mg/Kg	6020A
Nickel	0.40	0.039	mg/Kg	6020A
Potassium	200	4.9	mg/Kg	6020A
Selenium	1.0	0.040	mg/Kg	6020A
Silver	0.20	0.0014	mg/Kg	6020A
Sodium	200	8.7	mg/Kg	6020A
Thallium	0.40	0.019	mg/Kg	6020A
Vanadium	1.0	0.037	mg/Kg	6020A
Zinc	4.0	0.50	mg/Kg	6020A

General Chemistry

Default Detection Limits

Client: Tetra Tech, Inc.
Project/Site: MRC Slag Resample Block G/D

TestAmerica Job ID: 240-70382-1

General Chemistry

Analyte	RL	MDL	Units	Method
Percent Moisture	0.1	0.1	%	Moisture
Percent Solids	0.1	0.1	%	Moisture

Method: 6010C - Metals (ICP)

Lab Sample ID: MB 240-250171/1-A
Matrix: Solid
Analysis Batch: 250359

Client Sample ID: Method Blank
Prep Type: Total/NA
Prep Batch: 250171

Analyte	MB Result	MB Qualifier	RL	MDL	Unit	D	Prepared	Analyzed	Dil Fac
Aluminum	5.8	U	20	5.8	mg/Kg		10/06/16 12:18	10/07/16 11:33	1
Silver	0.063	U	1.0	0.063	mg/Kg		10/06/16 12:18	10/07/16 11:33	1
Barium	0.41	U	20	0.41	mg/Kg		10/06/16 12:18	10/07/16 11:33	1
Beryllium	0.026	U	0.50	0.026	mg/Kg		10/06/16 12:18	10/07/16 11:33	1
Calcium	32.5	J	500	23	mg/Kg		10/06/16 12:18	10/07/16 11:33	1
Cadmium	0.021	U	0.50	0.021	mg/Kg		10/06/16 12:18	10/07/16 11:33	1
Cobalt	0.047	U	1.0	0.047	mg/Kg		10/06/16 12:18	10/07/16 11:33	1
Chromium	0.0754	J	1.0	0.075	mg/Kg		10/06/16 12:18	10/07/16 11:33	1
Copper	0.23	U	2.5	0.23	mg/Kg		10/06/16 12:18	10/07/16 11:33	1
Iron	3.2	U	20	3.2	mg/Kg		10/06/16 12:18	10/07/16 11:33	1
Potassium	6.2	U	500	6.2	mg/Kg		10/06/16 12:18	10/07/16 11:33	1
Magnesium	11.0	J	500	5.2	mg/Kg		10/06/16 12:18	10/07/16 11:33	1
Manganese	0.131	J	1.5	0.084	mg/Kg		10/06/16 12:18	10/07/16 11:33	1
Sodium	19	U	500	19	mg/Kg		10/06/16 12:18	10/07/16 11:33	1
Nickel	0.080	U	4.0	0.080	mg/Kg		10/06/16 12:18	10/07/16 11:33	1
Antimony	0.48	U	2.0	0.48	mg/Kg		10/06/16 12:18	10/07/16 11:33	1
Vanadium	0.20	U	1.0	0.20	mg/Kg		10/06/16 12:18	10/07/16 11:33	1
Zinc	0.56	U	5.0	0.56	mg/Kg		10/06/16 12:18	10/07/16 11:33	1
Arsenic	0.41	U	1.5	0.41	mg/Kg		10/06/16 12:18	10/07/16 11:33	1
Lead	0.20	U	1.0	0.20	mg/Kg		10/06/16 12:18	10/07/16 11:33	1
Selenium	0.34	U	2.0	0.34	mg/Kg		10/06/16 12:18	10/07/16 11:33	1
Thallium	0.13	U	2.0	0.13	mg/Kg		10/06/16 12:18	10/07/16 11:33	1

Lab Sample ID: LCS 240-250171/2-A
Matrix: Solid
Analysis Batch: 250359

Client Sample ID: Lab Control Sample
Prep Type: Total/NA
Prep Batch: 250171

Analyte	Spike Added	LCS Result	LCS Qualifier	Unit	D	%Rec	%Rec. Limits
Aluminum	200	189		mg/Kg		94	80 - 120
Silver	5.00	4.62		mg/Kg		92	80 - 120
Barium	200	187		mg/Kg		93	80 - 120
Beryllium	5.00	4.82		mg/Kg		96	80 - 120
Calcium	5000	4790		mg/Kg		96	80 - 120
Cadmium	5.00	4.75		mg/Kg		95	80 - 120
Cobalt	50.0	46.2		mg/Kg		92	80 - 120
Chromium	20.0	19.0		mg/Kg		95	80 - 120
Copper	25.0	23.8		mg/Kg		95	80 - 120
Iron	100	98.6		mg/Kg		99	80 - 120
Potassium	5000	4600		mg/Kg		92	80 - 120
Magnesium	5000	4900		mg/Kg		98	80 - 120
Manganese	50.0	48.5		mg/Kg		97	80 - 120
Sodium	5000	4660		mg/Kg		93	80 - 120
Nickel	50.0	47.2		mg/Kg		94	80 - 120
Antimony	50.0	46.9		mg/Kg		94	80 - 120
Vanadium	50.0	46.3		mg/Kg		93	80 - 120
Zinc	50.0	47.6		mg/Kg		95	80 - 120
Arsenic	200	192		mg/Kg		96	80 - 120
Lead	50.0	45.9		mg/Kg		92	80 - 120

Method: 6010C - Metals (ICP) (Continued)

Lab Sample ID: LCS 240-250171/2-A
Matrix: Solid
Analysis Batch: 250359

Client Sample ID: Lab Control Sample
Prep Type: Total/NA
Prep Batch: 250171

Analyte	Spike Added	LCS Result	LCS Qualifier	Unit	D	%Rec	%Rec. Limits
Selenium	200	189		mg/Kg		95	80 - 120
Thallium	200	183		mg/Kg		91	80 - 120

Lab Sample ID: 240-70382-1 MS
Matrix: Solid
Analysis Batch: 250359

Client Sample ID: BLG-SLAG4-100416 (1)
Prep Type: Total/NA
Prep Batch: 250171

Analyte	Sample Result	Sample Qualifier	Spike Added	MS Result	MS Qualifier	Unit	D	%Rec	%Rec. Limits
Aluminum	11000		154	12200	4	mg/Kg	☼	712	75 - 125
Silver	0.050	U F1	3.85	2.57	F1	mg/Kg	☼	67	75 - 125
Barium	110	F1 F2	154	242		mg/Kg	☼	88	75 - 125
Beryllium	1.1	F1	3.85	3.49	F1	mg/Kg	☼	61	75 - 125
Cadmium	0.096	J F1	3.85	2.63	F1	mg/Kg	☼	66	75 - 125
Cobalt	0.24	J	38.5	30.5		mg/Kg	☼	78	75 - 125
Chromium	7.1	B F1 F2	15.4	20.3		mg/Kg	☼	86	75 - 125
Iron	440	F2	77.1	4070	4	mg/Kg	☼	4714	75 - 125
Potassium	990	F1	3850	3640	F1	mg/Kg	☼	69	75 - 125
Magnesium	18000	B	3850	22800	4	mg/Kg	☼	120	75 - 125
Sodium	1200	F1	3850	3560	F1	mg/Kg	☼	61	75 - 125
Nickel	1.1	J	38.5	31.8		mg/Kg	☼	80	75 - 125
Antimony	0.42	J F1	38.5	12.7	F1	mg/Kg	☼	32	75 - 125
Vanadium	25	F1 F2	38.5	80.6	F1	mg/Kg	☼	145	75 - 125
Zinc	12		38.5	43.9		mg/Kg	☼	84	75 - 125
Lead	4.0	F1	38.5	25.3	F1	mg/Kg	☼	55	75 - 125

Lab Sample ID: 240-70382-1 MS
Matrix: Solid
Analysis Batch: 250625

Client Sample ID: BLG-SLAG4-100416 (1)
Prep Type: Total/NA
Prep Batch: 250171

Analyte	Sample Result	Sample Qualifier	Spike Added	MS Result	MS Qualifier	Unit	D	%Rec	%Rec. Limits
Calcium	65000	B	3850	77200	4	mg/Kg	☼	321	75 - 125
Copper	1.4	J	19.3	17.6		mg/Kg	☼	84	75 - 125
Manganese	2200	B	38.5	2960	4	mg/Kg	☼	2059	75 - 125
Arsenic	1.6	U	154	117		mg/Kg	☼	76	75 - 125
Selenium	1.4	U F1	154	112	F1	mg/Kg	☼	72	75 - 125
Thallium	0.52	U F1	154	110	F1	mg/Kg	☼	71	75 - 125

Lab Sample ID: 240-70382-1 MSD
Matrix: Solid
Analysis Batch: 250359

Client Sample ID: BLG-SLAG4-100416 (1)
Prep Type: Total/NA
Prep Batch: 250171

Analyte	Sample Result	Sample Qualifier	Spike Added	MSD Result	MSD Qualifier	Unit	D	%Rec	%Rec. Limits	RPD	RPD Limit
Aluminum	11000		155	13400	4	mg/Kg	☼	1458	75 - 125	9	20
Silver	0.050	U F1	3.88	2.58	F1	mg/Kg	☼	66	75 - 125	0	20
Barium	110	F1 F2	155	347	F1 F2	mg/Kg	☼	155	75 - 125	36	20
Beryllium	1.1	F1	3.88	3.89	F1	mg/Kg	☼	71	75 - 125	11	20
Cadmium	0.096	J F1	3.88	2.72	F1	mg/Kg	☼	68	75 - 125	4	20
Cobalt	0.24	J	38.8	31.0		mg/Kg	☼	79	75 - 125	2	20
Chromium	7.1	B F1 F2	15.5	14.3	F1 F2	mg/Kg	☼	47	75 - 125	34	20

Method: 6010C - Metals (ICP) (Continued)

Lab Sample ID: 240-70382-1 MSD
Matrix: Solid
Analysis Batch: 250359

Client Sample ID: BLG-SLAG4-100416 (1)
Prep Type: Total/NA
Prep Batch: 250171

Analyte	Sample Result	Sample Qualifier	Spike Added	MSD Result	MSD Qualifier	Unit	D	%Rec	%Rec. Limits	RPD	RPD Limit
Iron	440	F2	77.7	1010	4 F2	mg/Kg	☼	739	75 - 125	120	20
Potassium	990	F1	3880	3130	F1	mg/Kg	☼	55	75 - 125	15	20
Magnesium	18000	B	3880	23900	4	mg/Kg	☼	147	75 - 125	5	20
Sodium	1200	F1	3880	3580	F1	mg/Kg	☼	61	75 - 125	0	20
Nickel	1.1	J	38.8	32.3		mg/Kg	☼	80	75 - 125	2	20
Antimony	0.42	J F1	38.8	14.7	F1	mg/Kg	☼	37	75 - 125	15	20
Vanadium	25	F1 F2	38.8	50.2	F1 F2	mg/Kg	☼	66	75 - 125	46	20
Zinc	12		38.8	49.5		mg/Kg	☼	98	75 - 125	12	20
Lead	4.0	F1	38.8	27.5	F1	mg/Kg	☼	61	75 - 125	8	20

Lab Sample ID: 240-70382-1 MSD
Matrix: Solid
Analysis Batch: 250625

Client Sample ID: BLG-SLAG4-100416 (1)
Prep Type: Total/NA
Prep Batch: 250171

Analyte	Sample Result	Sample Qualifier	Spike Added	MSD Result	MSD Qualifier	Unit	D	%Rec	%Rec. Limits	RPD	RPD Limit
Calcium	65000	B	3880	93300	4	mg/Kg	☼	733	75 - 125	19	20
Copper	1.4	J	19.4	17.1		mg/Kg	☼	81	75 - 125	2	20
Manganese	2200	B	38.8	2920	4	mg/Kg	☼	1960	75 - 125	1	20
Arsenic	1.6	U	155	121		mg/Kg	☼	78	75 - 125	3	20
Selenium	1.4	U F1	155	117		mg/Kg	☼	76	75 - 125	5	20
Thallium	0.52	U F1	155	116	F1	mg/Kg	☼	74	75 - 125	5	20

Method: 6020A - Metals (ICP/MS)

Lab Sample ID: MB 240-250171/1-A ^2
Matrix: Solid
Analysis Batch: 251645

Client Sample ID: Method Blank
Prep Type: Total/NA
Prep Batch: 250171

Analyte	MB Result	MB Qualifier	RL	MDL	Unit	D	Prepared	Analyzed	Dil Fac
Silver	0.0014	U	0.20	0.0014	mg/Kg		10/06/16 12:18	10/14/16 20:42	2
Aluminum	4.60	J	10	0.62	mg/Kg		10/06/16 12:18	10/14/16 20:42	2
Arsenic	0.026	U	1.0	0.026	mg/Kg		10/06/16 12:18	10/14/16 20:42	2
Barium	0.22	U	1.0	0.22	mg/Kg		10/06/16 12:18	10/14/16 20:42	2
Beryllium	0.011	U	0.20	0.011	mg/Kg		10/06/16 12:18	10/14/16 20:42	2
Calcium	38.2	J	200	22	mg/Kg		10/06/16 12:18	10/14/16 20:42	2
Cadmium	0.00460	J	0.20	0.0037	mg/Kg		10/06/16 12:18	10/14/16 20:42	2
Cobalt	0.00360	J	0.20	0.0017	mg/Kg		10/06/16 12:18	10/14/16 20:42	2
Chromium	0.119	J	0.40	0.060	mg/Kg		10/06/16 12:18	10/14/16 20:42	2
Copper	0.142	J	0.40	0.097	mg/Kg		10/06/16 12:18	10/14/16 20:42	2
Iron	12.0	J	20	3.2	mg/Kg		10/06/16 12:18	10/14/16 20:42	2
Potassium	5.41	J	200	4.9	mg/Kg		10/06/16 12:18	10/14/16 20:42	2
Magnesium	11.1	J	200	4.0	mg/Kg		10/06/16 12:18	10/14/16 20:42	2
Manganese	1.06		1.0	0.12	mg/Kg		10/06/16 12:18	10/14/16 20:42	2
Sodium	15.0	J	200	8.7	mg/Kg		10/06/16 12:18	10/14/16 20:42	2
Nickel	0.0538	J	0.40	0.039	mg/Kg		10/06/16 12:18	10/14/16 20:42	2
Lead	0.331		0.20	0.045	mg/Kg		10/06/16 12:18	10/14/16 20:42	2
Selenium	0.106	J	1.0	0.040	mg/Kg		10/06/16 12:18	10/14/16 20:42	2
Vanadium	0.037	U	1.0	0.037	mg/Kg		10/06/16 12:18	10/14/16 20:42	2

Method: 6020A - Metals (ICP/MS) (Continued)

Lab Sample ID: MB 240-250171/1-A ^2
Matrix: Solid
Analysis Batch: 251645

Client Sample ID: Method Blank
Prep Type: Total/NA
Prep Batch: 250171

Analyte	MB Result	MB Qualifier	RL	MDL	Unit	D	Prepared	Analyzed	Dil Fac
Zinc	2.11	J	4.0	0.50	mg/Kg		10/06/16 12:18	10/14/16 20:42	2
Antimony	0.0504	J	0.40	0.014	mg/Kg		10/06/16 12:18	10/14/16 20:42	2
Thallium	0.019	U	0.40	0.019	mg/Kg		10/06/16 12:18	10/14/16 20:42	2

Lab Sample ID: LCS 240-250171/3-A ^2
Matrix: Solid
Analysis Batch: 251645

Client Sample ID: Lab Control Sample
Prep Type: Total/NA
Prep Batch: 250171

Analyte	Spike Added	LCS Result	LCS Qualifier	Unit	D	%Rec	%Rec. Limits
Silver	10.0	9.57		mg/Kg		96	80 - 120
Aluminum	1000	929		mg/Kg		93	80 - 120
Arsenic	100	85.1		mg/Kg		85	80 - 120
Barium	100	96.1		mg/Kg		96	80 - 120
Beryllium	100	95.0		mg/Kg		95	80 - 120
Calcium	1000	943		mg/Kg		94	80 - 120
Cadmium	100	96.4		mg/Kg		96	80 - 120
Cobalt	100	104		mg/Kg		104	80 - 120
Chromium	100	99.3		mg/Kg		99	80 - 120
Copper	100	108		mg/Kg		108	80 - 120
Iron	1000	997		mg/Kg		100	80 - 120
Potassium	1000	918		mg/Kg		92	80 - 120
Magnesium	1000	979		mg/Kg		98	80 - 120
Manganese	100	99.1		mg/Kg		99	80 - 120
Sodium	1000	942		mg/Kg		94	80 - 120
Nickel	100	103		mg/Kg		103	80 - 120
Lead	100	105		mg/Kg		105	80 - 120
Selenium	100	81.7		mg/Kg		82	80 - 120
Vanadium	100	95.2		mg/Kg		95	80 - 120
Zinc	100	85.0		mg/Kg		85	80 - 120
Antimony	10.0	9.35		mg/Kg		94	80 - 120
Thallium	25.0	24.6		mg/Kg		98	80 - 120

Lab Sample ID: 240-70382-1 MS
Matrix: Solid
Analysis Batch: 251645

Client Sample ID: BLG-SLAG4-100416 (1)
Prep Type: Total/NA
Prep Batch: 250171

Analyte	Sample Result	Sample Qualifier	Spike Added	MS Result	MS Qualifier	Unit	D	%Rec	%Rec. Limits
Silver	0.018	J	8.20	6.55		mg/Kg	☼	80	75 - 125
Aluminum	12000	B	820	15900	4	mg/Kg	☼	480	75 - 125
Arsenic	0.43	J	82.0	64.1		mg/Kg	☼	78	75 - 125
Barium	140	F2 F1	82.0	314	F1	mg/Kg	☼	211	75 - 125
Beryllium	1.5	F1	82.0	59.3	F1	mg/Kg	☼	70	75 - 125
Cadmium	0.088	J B	82.0	67.6		mg/Kg	☼	82	75 - 125
Cobalt	0.14	J F1 B	82.0	59.3	F1	mg/Kg	☼	72	75 - 125
Chromium	8.0	F1 B	82.0	68.7	F1	mg/Kg	☼	74	75 - 125
Copper	1.7	F1 B	82.0	60.3	F1	mg/Kg	☼	71	75 - 125
Iron	500	B	820	1370		mg/Kg	☼	106	75 - 125
Potassium	1100	F2 F1 B	820	2220	F1	mg/Kg	☼	137	75 - 125
Magnesium	20000	B	820	24400	4	mg/Kg	☼	564	75 - 125

Method: 6020A - Metals (ICP/MS) (Continued)

Lab Sample ID: 240-70382-1 MS
Matrix: Solid
Analysis Batch: 251645

Client Sample ID: BLG-SLAG4-100416 (1)
Prep Type: Total/NA
Prep Batch: 250171

Analyte	Sample Result	Sample Qualifier	Spike Added	MS Result	MS Qualifier	Unit	D	%Rec	%Rec. Limits
Sodium	1300	F2 F1 B	820	2230		mg/Kg	☼	110	75 - 125
Nickel	0.60	F1 B	82.0	57.0	F1	mg/Kg	☼	69	75 - 125
Lead	4.4	B	82.0	79.3		mg/Kg	☼	91	75 - 125
Selenium	1.5	F1 B	82.0	58.9	F1	mg/Kg	☼	70	75 - 125
Vanadium	29	F2 F1	82.0	103		mg/Kg	☼	89	75 - 125
Zinc	10	F1 B	82.0	69.9	F1	mg/Kg	☼	73	75 - 125
Antimony	0.72	F1 B	8.20	3.47	F1	mg/Kg	☼	34	75 - 125
Thallium	0.021	J	20.5	17.5		mg/Kg	☼	85	75 - 125

Lab Sample ID: 240-70382-1 MS
Matrix: Solid
Analysis Batch: 251858

Client Sample ID: BLG-SLAG4-100416 (1)
Prep Type: Total/NA
Prep Batch: 250171

Analyte	Sample Result	Sample Qualifier	Spike Added	MS Result	MS Qualifier	Unit	D	%Rec	%Rec. Limits
Calcium	65000	F2 B	820	82600	4	mg/Kg	☼	2127	75 - 125
Manganese	2200	B	82.0	3310	4	mg/Kg	☼	1304	75 - 125

Lab Sample ID: 240-70382-1 MSD
Matrix: Solid
Analysis Batch: 251645

Client Sample ID: BLG-SLAG4-100416 (1)
Prep Type: Total/NA
Prep Batch: 250171

Analyte	Sample Result	Sample Qualifier	Spike Added	MSD Result	MSD Qualifier	Unit	D	%Rec	%Rec. Limits	RPD	RPD Limit
Silver	0.018	J	8.01	6.31		mg/Kg	☼	79	75 - 125	4	20
Aluminum	12000	B	801	19300	4	mg/Kg	☼	914	75 - 125	19	20
Arsenic	0.43	J	80.1	61.8		mg/Kg	☼	77	75 - 125	4	20
Barium	140	F2 F1	80.1	463	F1 F2	mg/Kg	☼	403	75 - 125	39	20
Beryllium	1.5	F1	80.1	62.2		mg/Kg	☼	76	75 - 125	5	20
Cadmium	0.088	J B	80.1	64.6		mg/Kg	☼	81	75 - 125	5	20
Cobalt	0.14	J F1 B	80.1	60.9		mg/Kg	☼	76	75 - 125	3	20
Chromium	8.0	F1 B	80.1	69.8		mg/Kg	☼	77	75 - 125	2	20
Copper	1.7	F1 B	80.1	63.8		mg/Kg	☼	78	75 - 125	6	20
Iron	500	B	801	1440		mg/Kg	☼	117	75 - 125	5	20
Potassium	1100	F2 F1 B	801	1620	F1 F2	mg/Kg	☼	65	75 - 125	31	20
Magnesium	20000	B	801	28700	4	mg/Kg	☼	1105	75 - 125	16	20
Sodium	1300	F2 F1 B	801	1630	F1 F2	mg/Kg	☼	38	75 - 125	31	20
Nickel	0.60	F1 B	80.1	59.1	F1	mg/Kg	☼	73	75 - 125	4	20
Lead	4.4	B	80.1	85.2		mg/Kg	☼	101	75 - 125	7	20
Selenium	1.5	F1 B	80.1	57.4	F1	mg/Kg	☼	70	75 - 125	3	20
Vanadium	29	F2 F1	80.1	82.2	F1 F2	mg/Kg	☼	66	75 - 125	22	20
Zinc	10	F1 B	80.1	77.2		mg/Kg	☼	84	75 - 125	10	20
Antimony	0.72	F1 B	8.01	3.08	F1	mg/Kg	☼	30	75 - 125	12	20
Thallium	0.021	J	20.0	17.2		mg/Kg	☼	86	75 - 125	2	20

Lab Sample ID: 240-70382-1 MSD
Matrix: Solid
Analysis Batch: 251858

Client Sample ID: BLG-SLAG4-100416 (1)
Prep Type: Total/NA
Prep Batch: 250171

Analyte	Sample Result	Sample Qualifier	Spike Added	MSD Result	MSD Qualifier	Unit	D	%Rec	%Rec. Limits	RPD	RPD Limit
Calcium	65000	F2 B	801	117000	4 F2	mg/Kg	☼	6466	75 - 125	34	20

Method: 6020A - Metals (ICP/MS) (Continued)

Lab Sample ID: 240-70382-1 MSD
Matrix: Solid
Analysis Batch: 251858

Client Sample ID: BLG-SLAG4-100416 (1)
Prep Type: Total/NA
Prep Batch: 250171

Analyte	Sample Result	Sample Qualifier	Spike Added	MSD Result	MSD Qualifier	Unit	D	%Rec	%Rec. Limits	RPD	RPD Limit
Manganese	2200	B	80.1	3230	4	mg/Kg	☼	1229	75 - 125	3	20

Method: Moisture - Percent Moisture

Lab Sample ID: 240-70382-1 DU
Matrix: Solid
Analysis Batch: 250004

Client Sample ID: BLG-SLAG4-100416 (1)
Prep Type: Total/NA

Analyte	Sample Result	Sample Qualifier		DU Result	DU Qualifier	Unit	D			RPD	RPD Limit
Percent Solids	97.5			98.1		%				0.6	20
Percent Moisture	2.5			1.9	F3	%				25	20

Metals

Prep Batch: 250171

Lab Sample ID	Client Sample ID	Prep Type	Matrix	Method	Prep Batch
240-70382-1	BLG-SLAG4-100416 (1)	Total/NA	Solid	3050B	
240-70382-2	BLG-SLAG4-100416 (2)	Total/NA	Solid	3050B	
240-70382-3	BLG-SLAG4-100416 (3)	Total/NA	Solid	3050B	
240-70382-4	BLG-SLAG5-100416 (1)	Total/NA	Solid	3050B	
240-70382-5	BLG-SLAG5-100416 (2)	Total/NA	Solid	3050B	
240-70382-6	BLG-SLAG5-100416 (3)	Total/NA	Solid	3050B	
240-70382-7	BLD-SLAG4-100416 (1)	Total/NA	Solid	3050B	
240-70382-8	BLD-SLAG4-100416 (2)	Total/NA	Solid	3050B	
240-70382-9	BLD-SLAG4-100416 (3)	Total/NA	Solid	3050B	
240-70382-10	BLD-SLAG5-100416 (1)	Total/NA	Solid	3050B	
240-70382-11	BLD-SLAG5-100416 (2)	Total/NA	Solid	3050B	
240-70382-12	BLD-SLAG5-100416 (3)	Total/NA	Solid	3050B	
MB 240-250171/1-A	Method Blank	Total/NA	Solid	3050B	
MB 240-250171/1-A ^2	Method Blank	Total/NA	Solid	3050B	
LCS 240-250171/2-A	Lab Control Sample	Total/NA	Solid	3050B	
LCS 240-250171/3-A ^2	Lab Control Sample	Total/NA	Solid	3050B	
240-70382-1 MS	BLG-SLAG4-100416 (1)	Total/NA	Solid	3050B	
240-70382-1 MS	BLG-SLAG4-100416 (1)	Total/NA	Solid	3050B	
240-70382-1 MSD	BLG-SLAG4-100416 (1)	Total/NA	Solid	3050B	
240-70382-1 MSD	BLG-SLAG4-100416 (1)	Total/NA	Solid	3050B	

Analysis Batch: 250359

Lab Sample ID	Client Sample ID	Prep Type	Matrix	Method	Prep Batch
240-70382-1	BLG-SLAG4-100416 (1)	Total/NA	Solid	6010C	250171
240-70382-2	BLG-SLAG4-100416 (2)	Total/NA	Solid	6010C	250171
240-70382-3	BLG-SLAG4-100416 (3)	Total/NA	Solid	6010C	250171
240-70382-4	BLG-SLAG5-100416 (1)	Total/NA	Solid	6010C	250171
240-70382-5	BLG-SLAG5-100416 (2)	Total/NA	Solid	6010C	250171
240-70382-6	BLG-SLAG5-100416 (3)	Total/NA	Solid	6010C	250171
240-70382-7	BLD-SLAG4-100416 (1)	Total/NA	Solid	6010C	250171
240-70382-8	BLD-SLAG4-100416 (2)	Total/NA	Solid	6010C	250171
240-70382-9	BLD-SLAG4-100416 (3)	Total/NA	Solid	6010C	250171
240-70382-10	BLD-SLAG5-100416 (1)	Total/NA	Solid	6010C	250171
240-70382-11	BLD-SLAG5-100416 (2)	Total/NA	Solid	6010C	250171
240-70382-12	BLD-SLAG5-100416 (3)	Total/NA	Solid	6010C	250171
MB 240-250171/1-A	Method Blank	Total/NA	Solid	6010C	250171
LCS 240-250171/2-A	Lab Control Sample	Total/NA	Solid	6010C	250171
240-70382-1 MS	BLG-SLAG4-100416 (1)	Total/NA	Solid	6010C	250171
240-70382-1 MSD	BLG-SLAG4-100416 (1)	Total/NA	Solid	6010C	250171

Analysis Batch: 250625

Lab Sample ID	Client Sample ID	Prep Type	Matrix	Method	Prep Batch
240-70382-1	BLG-SLAG4-100416 (1)	Total/NA	Solid	6010C	250171
240-70382-2	BLG-SLAG4-100416 (2)	Total/NA	Solid	6010C	250171
240-70382-3	BLG-SLAG4-100416 (3)	Total/NA	Solid	6010C	250171
240-70382-4	BLG-SLAG5-100416 (1)	Total/NA	Solid	6010C	250171
240-70382-5	BLG-SLAG5-100416 (2)	Total/NA	Solid	6010C	250171
240-70382-6	BLG-SLAG5-100416 (3)	Total/NA	Solid	6010C	250171
240-70382-7	BLD-SLAG4-100416 (1)	Total/NA	Solid	6010C	250171
240-70382-8	BLD-SLAG4-100416 (2)	Total/NA	Solid	6010C	250171
240-70382-9	BLD-SLAG4-100416 (3)	Total/NA	Solid	6010C	250171

Metals (Continued)

Analysis Batch: 250625 (Continued)

Lab Sample ID	Client Sample ID	Prep Type	Matrix	Method	Prep Batch
240-70382-10	BLD-SLAG5-100416 (1)	Total/NA	Solid	6010C	250171
240-70382-11	BLD-SLAG5-100416 (2)	Total/NA	Solid	6010C	250171
240-70382-12	BLD-SLAG5-100416 (3)	Total/NA	Solid	6010C	250171
240-70382-1 MS	BLG-SLAG4-100416 (1)	Total/NA	Solid	6010C	250171
240-70382-1 MSD	BLG-SLAG4-100416 (1)	Total/NA	Solid	6010C	250171

Analysis Batch: 251645

Lab Sample ID	Client Sample ID	Prep Type	Matrix	Method	Prep Batch
240-70382-1	BLG-SLAG4-100416 (1)	Total/NA	Solid	6020A	250171
240-70382-2	BLG-SLAG4-100416 (2)	Total/NA	Solid	6020A	250171
240-70382-3	BLG-SLAG4-100416 (3)	Total/NA	Solid	6020A	250171
240-70382-4	BLG-SLAG5-100416 (1)	Total/NA	Solid	6020A	250171
240-70382-5	BLG-SLAG5-100416 (2)	Total/NA	Solid	6020A	250171
240-70382-6	BLG-SLAG5-100416 (3)	Total/NA	Solid	6020A	250171
240-70382-7	BLD-SLAG4-100416 (1)	Total/NA	Solid	6020A	250171
240-70382-8	BLD-SLAG4-100416 (2)	Total/NA	Solid	6020A	250171
240-70382-9	BLD-SLAG4-100416 (3)	Total/NA	Solid	6020A	250171
240-70382-10	BLD-SLAG5-100416 (1)	Total/NA	Solid	6020A	250171
240-70382-11	BLD-SLAG5-100416 (2)	Total/NA	Solid	6020A	250171
240-70382-12	BLD-SLAG5-100416 (3)	Total/NA	Solid	6020A	250171
MB 240-250171/1-A ^2	Method Blank	Total/NA	Solid	6020A	250171
LCS 240-250171/3-A ^2	Lab Control Sample	Total/NA	Solid	6020A	250171
240-70382-1 MS	BLG-SLAG4-100416 (1)	Total/NA	Solid	6020A	250171
240-70382-1 MSD	BLG-SLAG4-100416 (1)	Total/NA	Solid	6020A	250171

Analysis Batch: 251858

Lab Sample ID	Client Sample ID	Prep Type	Matrix	Method	Prep Batch
240-70382-1	BLG-SLAG4-100416 (1)	Total/NA	Solid	6020A	250171
240-70382-2	BLG-SLAG4-100416 (2)	Total/NA	Solid	6020A	250171
240-70382-3	BLG-SLAG4-100416 (3)	Total/NA	Solid	6020A	250171
240-70382-4	BLG-SLAG5-100416 (1)	Total/NA	Solid	6020A	250171
240-70382-5	BLG-SLAG5-100416 (2)	Total/NA	Solid	6020A	250171
240-70382-7	BLD-SLAG4-100416 (1)	Total/NA	Solid	6020A	250171
240-70382-8	BLD-SLAG4-100416 (2)	Total/NA	Solid	6020A	250171
240-70382-9	BLD-SLAG4-100416 (3)	Total/NA	Solid	6020A	250171
240-70382-10	BLD-SLAG5-100416 (1)	Total/NA	Solid	6020A	250171
240-70382-11	BLD-SLAG5-100416 (2)	Total/NA	Solid	6020A	250171
240-70382-12	BLD-SLAG5-100416 (3)	Total/NA	Solid	6020A	250171
240-70382-1 MS	BLG-SLAG4-100416 (1)	Total/NA	Solid	6020A	250171
240-70382-1 MSD	BLG-SLAG4-100416 (1)	Total/NA	Solid	6020A	250171

Analysis Batch: 254132

Lab Sample ID	Client Sample ID	Prep Type	Matrix	Method	Prep Batch
240-70382-6	BLG-SLAG5-100416 (3)	Total/NA	Solid	6020A	250171

General Chemistry

Analysis Batch: 250004

Lab Sample ID	Client Sample ID	Prep Type	Matrix	Method	Prep Batch
240-70382-1	BLG-SLAG4-100416 (1)	Total/NA	Solid	Moisture	

General Chemistry (Continued)

Analysis Batch: 250004 (Continued)

Lab Sample ID	Client Sample ID	Prep Type	Matrix	Method	Prep Batch
240-70382-2	BLG-SLAG4-100416 (2)	Total/NA	Solid	Moisture	
240-70382-3	BLG-SLAG4-100416 (3)	Total/NA	Solid	Moisture	
240-70382-4	BLG-SLAG5-100416 (1)	Total/NA	Solid	Moisture	
240-70382-5	BLG-SLAG5-100416 (2)	Total/NA	Solid	Moisture	
240-70382-6	BLG-SLAG5-100416 (3)	Total/NA	Solid	Moisture	
240-70382-7	BLD-SLAG4-100416 (1)	Total/NA	Solid	Moisture	
240-70382-8	BLD-SLAG4-100416 (2)	Total/NA	Solid	Moisture	
240-70382-9	BLD-SLAG4-100416 (3)	Total/NA	Solid	Moisture	
240-70382-10	BLD-SLAG5-100416 (1)	Total/NA	Solid	Moisture	
240-70382-11	BLD-SLAG5-100416 (2)	Total/NA	Solid	Moisture	
240-70382-12	BLD-SLAG5-100416 (3)	Total/NA	Solid	Moisture	
240-70382-1 DU	BLG-SLAG4-100416 (1)	Total/NA	Solid	Moisture	

Lab Chronicle

Client: Tetra Tech, Inc.
Project/Site: MRC Slag Resample Block G/D

TestAmerica Job ID: 240-70382-1

Client Sample ID: BLG-SLAG4-100416 (1)
Date Collected: 10/04/16 08:30
Date Received: 10/05/16 09:15

Lab Sample ID: 240-70382-1
Matrix: Solid

Prep Type	Batch Type	Batch Method	Run	Dilution Factor	Batch Number	Prepared or Analyzed	Analyst	Lab
Total/NA	Analysis	Moisture		1	250004	10/05/16 15:27	BLW	TAL CAN

Client Sample ID: BLG-SLAG4-100416 (1)
Date Collected: 10/04/16 08:30
Date Received: 10/05/16 09:15

Lab Sample ID: 240-70382-1
Matrix: Solid
Percent Solids: 97.5

Prep Type	Batch Type	Batch Method	Run	Dilution Factor	Batch Number	Prepared or Analyzed	Analyst	Lab
Total/NA	Prep	3050B			250171	10/06/16 12:18	DEE	TAL CAN
Total/NA	Analysis	6010C		1	250359	10/07/16 11:41	KLC	TAL CAN
Total/NA	Prep	3050B			250171	10/06/16 12:18	DEE	TAL CAN
Total/NA	Analysis	6010C		5	250625	10/10/16 18:13	RKT	TAL CAN
Total/NA	Prep	3050B			250171	10/06/16 12:18	DEE	TAL CAN
Total/NA	Analysis	6020A		2	251645	10/14/16 20:50	AS1	TAL CAN
Total/NA	Prep	3050B			250171	10/06/16 12:18	DEE	TAL CAN
Total/NA	Analysis	6020A		10	251858	10/17/16 23:17	DSH	TAL CAN

Client Sample ID: BLG-SLAG4-100416 (2)
Date Collected: 10/04/16 08:30
Date Received: 10/05/16 09:15

Lab Sample ID: 240-70382-2
Matrix: Solid

Prep Type	Batch Type	Batch Method	Run	Dilution Factor	Batch Number	Prepared or Analyzed	Analyst	Lab
Total/NA	Analysis	Moisture		1	250004	10/05/16 15:27	BLW	TAL CAN

Client Sample ID: BLG-SLAG4-100416 (2)
Date Collected: 10/04/16 08:30
Date Received: 10/05/16 09:15

Lab Sample ID: 240-70382-2
Matrix: Solid
Percent Solids: 97.5

Prep Type	Batch Type	Batch Method	Run	Dilution Factor	Batch Number	Prepared or Analyzed	Analyst	Lab
Total/NA	Prep	3050B			250171	10/06/16 12:18	DEE	TAL CAN
Total/NA	Analysis	6010C		1	250359	10/07/16 12:02	KLC	TAL CAN
Total/NA	Prep	3050B			250171	10/06/16 12:18	DEE	TAL CAN
Total/NA	Analysis	6010C		5	250625	10/10/16 18:43	RKT	TAL CAN
Total/NA	Prep	3050B			250171	10/06/16 12:18	DEE	TAL CAN
Total/NA	Analysis	6020A		2	251645	10/14/16 21:11	AS1	TAL CAN
Total/NA	Prep	3050B			250171	10/06/16 12:18	DEE	TAL CAN
Total/NA	Analysis	6020A		10	251858	10/17/16 23:38	DSH	TAL CAN

Client Sample ID: BLG-SLAG4-100416 (3) Lab Sample ID: 240-70382-3

Date Collected: 10/04/16 08:30 **Matrix: Solid**
Date Received: 10/05/16 09:15

Prep Type	Batch Type	Batch Method	Run	Dilution Factor	Batch Number	Prepared or Analyzed	Analyst	Lab
Total/NA	Analysis	Moisture		1	250004	10/05/16 15:27	BLW	TAL CAN

Client Sample ID: BLG-SLAG4-100416 (3) Lab Sample ID: 240-70382-3

Date Collected: 10/04/16 08:30 **Matrix: Solid**
Date Received: 10/05/16 09:15 **Percent Solids: 97.5**

Prep Type	Batch Type	Batch Method	Run	Dilution Factor	Batch Number	Prepared or Analyzed	Analyst	Lab
Total/NA	Prep	3050B			250171	10/06/16 12:18	DEE	TAL CAN
Total/NA	Analysis	6010C		1	250359	10/07/16 12:06	KLC	TAL CAN
Total/NA	Prep	3050B			250171	10/06/16 12:18	DEE	TAL CAN
Total/NA	Analysis	6010C		5	250625	10/10/16 18:47	RKT	TAL CAN
Total/NA	Prep	3050B			250171	10/06/16 12:18	DEE	TAL CAN
Total/NA	Analysis	6020A		2	251645	10/14/16 21:24	AS1	TAL CAN
Total/NA	Prep	3050B			250171	10/06/16 12:18	DEE	TAL CAN
Total/NA	Analysis	6020A		10	251858	10/17/16 23:42	DSH	TAL CAN

Client Sample ID: BLG-SLAG5-100416 (1) Lab Sample ID: 240-70382-4

Date Collected: 10/04/16 08:40 **Matrix: Solid**
Date Received: 10/05/16 09:15

Prep Type	Batch Type	Batch Method	Run	Dilution Factor	Batch Number	Prepared or Analyzed	Analyst	Lab
Total/NA	Analysis	Moisture		1	250004	10/05/16 15:27	BLW	TAL CAN

Client Sample ID: BLG-SLAG5-100416 (1) Lab Sample ID: 240-70382-4

Date Collected: 10/04/16 08:40 **Matrix: Solid**
Date Received: 10/05/16 09:15 **Percent Solids: 94.5**

Prep Type	Batch Type	Batch Method	Run	Dilution Factor	Batch Number	Prepared or Analyzed	Analyst	Lab
Total/NA	Prep	3050B			250171	10/06/16 12:18	DEE	TAL CAN
Total/NA	Analysis	6010C		1	250359	10/07/16 12:19	KLC	TAL CAN
Total/NA	Prep	3050B			250171	10/06/16 12:18	DEE	TAL CAN
Total/NA	Analysis	6010C		2	250625	10/10/16 18:52	RKT	TAL CAN
Total/NA	Prep	3050B			250171	10/06/16 12:18	DEE	TAL CAN
Total/NA	Analysis	6020A		2	251645	10/14/16 21:28	AS1	TAL CAN
Total/NA	Prep	3050B			250171	10/06/16 12:18	DEE	TAL CAN
Total/NA	Analysis	6020A		10	251858	10/17/16 23:55	DSH	TAL CAN

Client Sample ID: BLG-SLAG5-100416 (2) Lab Sample ID: 240-70382-5

Date Collected: 10/04/16 08:40 **Matrix: Solid**
Date Received: 10/05/16 09:15

Prep Type	Batch Type	Batch Method	Run	Dilution Factor	Batch Number	Prepared or Analyzed	Analyst	Lab
Total/NA	Analysis	Moisture		1	250004	10/05/16 15:27	BLW	TAL CAN

Client Sample ID: BLG-SLAG5-100416 (2) Lab Sample ID: 240-70382-5

Date Collected: 10/04/16 08:40 **Matrix: Solid**
Date Received: 10/05/16 09:15 **Percent Solids: 94.5**

Prep Type	Batch Type	Batch Method	Run	Dilution Factor	Batch Number	Prepared or Analyzed	Analyst	Lab
Total/NA	Prep	3050B			250171	10/06/16 12:18	DEE	TAL CAN
Total/NA	Analysis	6010C		1	250359	10/07/16 12:23	KLC	TAL CAN
Total/NA	Prep	3050B			250171	10/06/16 12:18	DEE	TAL CAN
Total/NA	Analysis	6010C		2	250625	10/10/16 18:56	RKT	TAL CAN
Total/NA	Prep	3050B			250171	10/06/16 12:18	DEE	TAL CAN
Total/NA	Analysis	6020A		2	251645	10/14/16 21:32	AS1	TAL CAN
Total/NA	Prep	3050B			250171	10/06/16 12:18	DEE	TAL CAN
Total/NA	Analysis	6020A		10	251858	10/18/16 00:00	DSH	TAL CAN

Client Sample ID: BLG-SLAG5-100416 (3) Lab Sample ID: 240-70382-6

Date Collected: 10/04/16 08:40 **Matrix: Solid**
Date Received: 10/05/16 09:15

Prep Type	Batch Type	Batch Method	Run	Dilution Factor	Batch Number	Prepared or Analyzed	Analyst	Lab
Total/NA	Analysis	Moisture		1	250004	10/05/16 15:27	BLW	TAL CAN

Client Sample ID: BLG-SLAG5-100416 (3) Lab Sample ID: 240-70382-6

Date Collected: 10/04/16 08:40 **Matrix: Solid**
Date Received: 10/05/16 09:15 **Percent Solids: 94.5**

Prep Type	Batch Type	Batch Method	Run	Dilution Factor	Batch Number	Prepared or Analyzed	Analyst	Lab
Total/NA	Prep	3050B			250171	10/06/16 12:18	DEE	TAL CAN
Total/NA	Analysis	6010C		1	250359	10/07/16 12:28	KLC	TAL CAN
Total/NA	Prep	3050B			250171	10/06/16 12:18	DEE	TAL CAN
Total/NA	Analysis	6010C		5	250625	10/10/16 19:01	RKT	TAL CAN
Total/NA	Prep	3050B			250171	10/06/16 12:18	DEE	TAL CAN
Total/NA	Analysis	6020A		2	251645	10/14/16 21:36	AS1	TAL CAN
Total/NA	Prep	3050B			250171	10/06/16 12:18	DEE	TAL CAN
Total/NA	Analysis	6020A		10	254132	11/02/16 14:06	AS1	TAL CAN

Client Sample ID: BLD-SLAG4-100416 (1) Lab Sample ID: 240-70382-7

Date Collected: 10/04/16 08:50 **Matrix: Solid**
Date Received: 10/05/16 09:15

Prep Type	Batch Type	Batch Method	Run	Dilution Factor	Batch Number	Prepared or Analyzed	Analyst	Lab
Total/NA	Analysis	Moisture		1	250004	10/05/16 15:27	BLW	TAL CAN

Client Sample ID: BLD-SLAG4-100416 (1) Lab Sample ID: 240-70382-7

Date Collected: 10/04/16 08:50 **Matrix: Solid**
Date Received: 10/05/16 09:15 **Percent Solids: 95.3**

Prep Type	Batch Type	Batch Method	Run	Dilution Factor	Batch Number	Prepared or Analyzed	Analyst	Lab
Total/NA	Prep	3050B			250171	10/06/16 12:18	DEE	TAL CAN
Total/NA	Analysis	6010C		1	250359	10/07/16 12:32	KLC	TAL CAN
Total/NA	Prep	3050B			250171	10/06/16 12:18	DEE	TAL CAN
Total/NA	Analysis	6010C		5	250625	10/10/16 19:05	RKT	TAL CAN
Total/NA	Prep	3050B			250171	10/06/16 12:18	DEE	TAL CAN
Total/NA	Analysis	6020A		2	251645	10/14/16 21:40	AS1	TAL CAN
Total/NA	Prep	3050B			250171	10/06/16 12:18	DEE	TAL CAN
Total/NA	Analysis	6020A		10	251858	10/18/16 00:08	DSH	TAL CAN

Client Sample ID: BLD-SLAG4-100416 (2) Lab Sample ID: 240-70382-8

Date Collected: 10/04/16 08:50 **Matrix: Solid**
Date Received: 10/05/16 09:15

Prep Type	Batch Type	Batch Method	Run	Dilution Factor	Batch Number	Prepared or Analyzed	Analyst	Lab
Total/NA	Analysis	Moisture		1	250004	10/05/16 15:27	BLW	TAL CAN

Client Sample ID: BLD-SLAG4-100416 (2) Lab Sample ID: 240-70382-8

Date Collected: 10/04/16 08:50 **Matrix: Solid**
Date Received: 10/05/16 09:15 **Percent Solids: 95.3**

Prep Type	Batch Type	Batch Method	Run	Dilution Factor	Batch Number	Prepared or Analyzed	Analyst	Lab
Total/NA	Prep	3050B			250171	10/06/16 12:18	DEE	TAL CAN
Total/NA	Analysis	6010C		1	250359	10/07/16 12:36	KLC	TAL CAN
Total/NA	Prep	3050B			250171	10/06/16 12:18	DEE	TAL CAN
Total/NA	Analysis	6010C		5	250625	10/10/16 19:09	RKT	TAL CAN
Total/NA	Prep	3050B			250171	10/06/16 12:18	DEE	TAL CAN
Total/NA	Analysis	6020A		2	251645	10/14/16 21:45	AS1	TAL CAN
Total/NA	Prep	3050B			250171	10/06/16 12:18	DEE	TAL CAN
Total/NA	Analysis	6020A		10	251858	10/18/16 00:13	DSH	TAL CAN

Client Sample ID: BLD-SLAG4-100416 (3) Lab Sample ID: 240-70382-9

Date Collected: 10/04/16 08:50 **Matrix: Solid**
Date Received: 10/05/16 09:15

Prep Type	Batch Type	Batch Method	Run	Dilution Factor	Batch Number	Prepared or Analyzed	Analyst	Lab
Total/NA	Analysis	Moisture		1	250004	10/05/16 15:27	BLW	TAL CAN

Client Sample ID: BLD-SLAG4-100416 (3) Lab Sample ID: 240-70382-9

Date Collected: 10/04/16 08:50 **Matrix: Solid**
Date Received: 10/05/16 09:15 **Percent Solids: 95.3**

Prep Type	Batch Type	Batch Method	Run	Dilution Factor	Batch Number	Prepared or Analyzed	Analyst	Lab
Total/NA	Prep	3050B			250171	10/06/16 12:18	DEE	TAL CAN

Client Sample ID: BLD-SLAG4-100416 (3) Lab Sample ID: 240-70382-9

Date Collected: 10/04/16 08:50 **Matrix: Solid**
Date Received: 10/05/16 09:15 **Percent Solids: 95.3**

Prep Type	Batch Type	Batch Method	Run	Dilution Factor	Batch Number	Prepared or Analyzed	Analyst	Lab
Total/NA	Analysis	6010C		1	250359	10/07/16 12:40	KLC	TAL CAN
Total/NA	Prep	3050B			250171	10/06/16 12:18	DEE	TAL CAN
Total/NA	Analysis	6010C		2	250625	10/10/16 19:14	RKT	TAL CAN
Total/NA	Prep	3050B			250171	10/06/16 12:18	DEE	TAL CAN
Total/NA	Analysis	6020A		2	251645	10/14/16 21:49	AS1	TAL CAN
Total/NA	Prep	3050B			250171	10/06/16 12:18	DEE	TAL CAN
Total/NA	Analysis	6020A		10	251858	10/18/16 00:17	DSH	TAL CAN

Client Sample ID: BLD-SLAG5-100416 (1) Lab Sample ID: 240-70382-10

Date Collected: 10/04/16 09:00 **Matrix: Solid**
Date Received: 10/05/16 09:15

Prep Type	Batch Type	Batch Method	Run	Dilution Factor	Batch Number	Prepared or Analyzed	Analyst	Lab
Total/NA	Analysis	Moisture		1	250004	10/05/16 15:27	BLW	TAL CAN

Client Sample ID: BLD-SLAG5-100416 (1) Lab Sample ID: 240-70382-10

Date Collected: 10/04/16 09:00 **Matrix: Solid**
Date Received: 10/05/16 09:15 **Percent Solids: 97.3**

Prep Type	Batch Type	Batch Method	Run	Dilution Factor	Batch Number	Prepared or Analyzed	Analyst	Lab
Total/NA	Prep	3050B			250171	10/06/16 12:18	DEE	TAL CAN
Total/NA	Analysis	6010C		1	250359	10/07/16 12:45	KLC	TAL CAN
Total/NA	Prep	3050B			250171	10/06/16 12:18	DEE	TAL CAN
Total/NA	Analysis	6010C		2	250625	10/10/16 19:18	RKT	TAL CAN
Total/NA	Prep	3050B			250171	10/06/16 12:18	DEE	TAL CAN
Total/NA	Analysis	6020A		2	251645	10/14/16 21:53	AS1	TAL CAN
Total/NA	Prep	3050B			250171	10/06/16 12:18	DEE	TAL CAN
Total/NA	Analysis	6020A		10	251858	10/18/16 00:21	DSH	TAL CAN

Client Sample ID: BLD-SLAG5-100416 (2) Lab Sample ID: 240-70382-11

Date Collected: 10/04/16 09:00 **Matrix: Solid**
Date Received: 10/05/16 09:15

Prep Type	Batch Type	Batch Method	Run	Dilution Factor	Batch Number	Prepared or Analyzed	Analyst	Lab
Total/NA	Analysis	Moisture		1	250004	10/05/16 15:27	BLW	TAL CAN

Client Sample ID: BLD-SLAG5-100416 (2) Lab Sample ID: 240-70382-11

Date Collected: 10/04/16 09:00 **Matrix: Solid**
Date Received: 10/05/16 09:15 **Percent Solids: 97.3**

Prep Type	Batch Type	Batch Method	Run	Dilution Factor	Batch Number	Prepared or Analyzed	Analyst	Lab
Total/NA	Prep	3050B			250171	10/06/16 12:18	DEE	TAL CAN
Total/NA	Analysis	6010C		1	250359	10/07/16 12:49	KLC	TAL CAN

Lab Chronicle

Client: Tetra Tech, Inc. TestAmerica Job ID: 240-70382-1
Project/Site: MRC Slag Resample Block G/D

Prep Type	Batch Type	Batch Method	Run	Dilution Factor	Batch Number	Prepared or Analyzed	Analyst	Lab
Total/NA	Prep	3050B			250171	10/06/16 12:18	DEE	TAL CAN
Total/NA	Analysis	6010C		2	250625	10/10/16 19:31	RKT	TAL CAN
Total/NA	Prep	3050B			250171	10/06/16 12:18	DEE	TAL CAN
Total/NA	Analysis	6020A		2	251645	10/14/16 21:57	AS1	TAL CAN
Total/NA	Prep	3050B			250171	10/06/16 12:18	DEE	TAL CAN
Total/NA	Analysis	6020A		10	251858	10/18/16 00:25	DSH	TAL CAN

Client Sample ID: BLD-SLAG5-100416 (3)
Lab Sample ID: 240-70382-12
Date Collected: 10/04/16 09:00
Matrix: Solid
Date Received: 10/05/16 09:15

Prep Type	Batch Type	Batch Method	Run	Dilution Factor	Batch Number	Prepared or Analyzed	Analyst	Lab
Total/NA	Analysis	Moisture		1	250004	10/05/16 15:27	BLW	TAL CAN

Client Sample ID: BLD-SLAG5-100416 (3)
Lab Sample ID: 240-70382-12
Date Collected: 10/04/16 09:00
Matrix: Solid
Date Received: 10/05/16 09:15
Percent Solids: 97.3

Prep Type	Batch Type	Batch Method	Run	Dilution Factor	Batch Number	Prepared or Analyzed	Analyst	Lab
Total/NA	Prep	3050B			250171	10/06/16 12:18	DEE	TAL CAN
Total/NA	Analysis	6010C		1	250359	10/07/16 12:53	KLC	TAL CAN
Total/NA	Prep	3050B			250171	10/06/16 12:18	DEE	TAL CAN
Total/NA	Analysis	6010C		2	250625	10/10/16 19:35	RKT	TAL CAN
Total/NA	Prep	3050B			250171	10/06/16 12:18	DEE	TAL CAN
Total/NA	Analysis	6020A		2	251645	10/14/16 22:02	AS1	TAL CAN
Total/NA	Prep	3050B			250171	10/06/16 12:18	DEE	TAL CAN
Total/NA	Analysis	6020A		10	251858	10/18/16 00:30	DSH	TAL CAN

Laboratory References:

TAL CAN = TestAmerica Canton, 4101 Shuffel Street NW, North Canton, OH 44720, TEL (330)497-9396

Certification Summary

Client: Tetra Tech, Inc. TestAmerica Job ID: 240-70382-1
Project/Site: MRC Slag Resample Block G/D

Laboratory: TestAmerica Canton

All certifications held by this laboratory are listed. Not all certifications are applicable to this report.

Authority	Program	EPA Region	Certification ID	Expiration Date
California	NELAP	9	01144CA	06-30-14 *
California	State Program	9	2927	04-30-17
Connecticut	State Program	1	PH-0590	12-31-17
Florida	NELAP	4	E87225	06-30-17
Illinois	NELAP	5	200004	07-31-17
Kansas	NELAP	7	E-10336	01-31-17
Kentucky (UST)	State Program	4	58	02-23-17
Kentucky (WW)	State Program	4	98016	12-31-16 *
Minnesota	NELAP	5	039-999-348	12-31-16 *
Minnesota (Petrofund)	State Program	1	3506	07-31-17
Nevada	State Program	9	OH-000482008A	07-31-17
New Jersey	NELAP	2	OH001	06-30-17
New York	NELAP	2	10975	03-31-17
Ohio VAP	State Program	5	CL0024	09-14-17
Oregon	NELAP	10	4062	02-23-17
Pennsylvania	NELAP	3	68-00340	08-31-17
Texas	NELAP	6	T104704517-15-5	08-31-17
USDA	Federal		P330-13-00319	11-26-16 *
Virginia	NELAP	3	460175	09-14-17
Washington	State Program	10	C971	01-12-17
West Virginia DEP	State Program	3	210	12-31-16 *
Wisconsin	State Program	5	999518190	08-31-17

* Certification renewal pending - certification considered valid.

Method Summary

Client: Tetra Tech, Inc. TestAmerica Job ID: 240-70382-1
Project/Site: MRC Slag Resample Block G/D

Method	Method Description	Protocol	Laboratory
6010C	Metals (ICP)	SW846	TAL CAN
6020A	Metals (ICP/MS)	SW846	TAL CAN
Moisture	Percent Moisture	EPA	TAL CAN

Protocol References:

EPA = US Environmental Protection Agency

SW846 = "Test Methods For Evaluating Solid Waste, Physical/Chemical Methods", Third Edition, November 1986 And Its Updates.

Laboratory References:

TAL CAN = TestAmerica Canton, 4101 Shuffel Street NW, North Canton, OH 44720, TEL (330)497-9396

Sample Summary

Client: Tetra Tech, Inc.
Project/Site: MRC Slag Resample Block G/D

TestAmerica Job ID: 240-70382-1

Lab Sample ID	Client Sample ID	Matrix	Collected	Received
240-70382-1	BLG-SLAG4-100416 (1)	Solid	10/04/16 08:30	10/05/16 09:15
240-70382-2	BLG-SLAG4-100416 (2)	Solid	10/04/16 08:30	10/05/16 09:15
240-70382-3	BLG-SLAG4-100416 (3)	Solid	10/04/16 08:30	10/05/16 09:15
240-70382-4	BLG-SLAG5-100416 (1)	Solid	10/04/16 08:40	10/05/16 09:15
240-70382-5	BLG-SLAG5-100416 (2)	Solid	10/04/16 08:40	10/05/16 09:15
240-70382-6	BLG-SLAG5-100416 (3)	Solid	10/04/16 08:40	10/05/16 09:15
240-70382-7	BLD-SLAG4-100416 (1)	Solid	10/04/16 08:50	10/05/16 09:15
240-70382-8	BLD-SLAG4-100416 (2)	Solid	10/04/16 08:50	10/05/16 09:15
240-70382-9	BLD-SLAG4-100416 (3)	Solid	10/04/16 08:50	10/05/16 09:15
240-70382-10	BLD-SLAG5-100416 (1)	Solid	10/04/16 09:00	10/05/16 09:15
240-70382-11	BLD-SLAG5-100416 (2)	Solid	10/04/16 09:00	10/05/16 09:15
240-70382-12	BLD-SLAG5-100416 (3)	Solid	10/04/16 09:00	10/05/16 09:15

REAGENT TRACEABILITY SUMMARY

Lab Name: TestAmerica Canton Job No.: 240-70382-1

SDG No.:

Reagent ID	Exp Date	Prep Date	Dilutant Used	Reagent Final Volume	Parent Reagent		Analyte	Concentration
					Reagent ID	Volume Added		
MT1TO1HN03_01348	10/06/16	10/06/16	DIWATER, Lot DI WATER	500 mL	MTTMHNO3_00099	250 mL	Nitric acid	0.5 mL/mL
.MTTMHNO3_00099	09/29/18	Macron/Avantor, Lot 0000138698			(Purchased Reagent)		Nitric acid	100 %
MT6500ICV_00034	01/01/17	10/04/16	DIWATER, Lot DIWATER	1000 mL	MTTRICV1_00007	5 mL	Aluminum	12500 ug/L
							Calcium	25000 ug/L
							Iron	12500 ug/L
							Magnesium	25000 ug/L
							Potassium	25000 ug/L
							Sodium	25000 ug/L
					MTTRICV3_00007	6 mL	Barium	1500 ug/L
							Beryllium	1500 ug/L
							Chromium	1500 ug/L
							Cobalt	1500 ug/L
							Copper	1500 ug/L
							Manganese	1500 ug/L
							Nickel	1500 ug/L
							Vanadium	1500 ug/L
							Zinc	1500 ug/L
					MTTRICV5_00013	1.5 mL	Antimony	375 ug/L
							Arsenic	375 ug/L
							Cadmium	375 ug/L
							Lead	375 ug/L
							Selenium	375 ug/L
							Thallium	750 ug/L
					MTTRICVAG_00007	7.5 mL	Silver	750 ug/L
.MTTRICV1_00007	02/26/18	CPI, Lot 1095565			(Purchased Reagent)		Aluminum	2500 mg/L
							Calcium	5000 mg/L
							Iron	2500 mg/L
							Magnesium	5000 mg/L
							Potassium	5000 mg/L
							Sodium	5000 mg/L
.MTTRICV3_00007	01/01/17	CPI, Lot 1084215			(Purchased Reagent)		Barium	250 mg/L
							Beryllium	250 mg/L
							Chromium	250 mg/L
							Cobalt	250 mg/L
							Copper	250 mg/L
							Manganese	250 mg/L
							Nickel	250 mg/L
							Vanadium	250 mg/L
							Zinc	250 mg/L
.MTTRICV5_00013	01/01/17	CPI, Lot 1084214			(Purchased Reagent)		Antimony	250 ug/mL
							Arsenic	250 ug/mL
							Cadmium	250 ug/mL
							Lead	250 ug/mL
							Selenium	250 ug/mL
							Thallium	500 ug/mL
.MTTRICVAG_00007	02/26/18	CPI, Lot 1095561			(Purchased Reagent)		Silver	100 mg/L
MTAGSPIKEW_00062	06/09/17	09/12/16	DIWATER, Lot DIWATER	1000 mL	MTAG_00006	2.5 mL	Silver	2500 ug/L

REAGENT TRACEABILITY SUMMARY

Lab Name: TestAmerica Canton Job No.: 240-70382-1

SDG No.:

Reagent ID	Exp Date	Prep Date	Dilutant Used	Reagent Final Volume	Parent Reagent		Analyte	Concentration
					Reagent ID	Volume Added		
					MTTMHNO3_00093	50 mL	Nitric acid	50000000 ug/L
.MTAG_00006	06/09/17	HIGH PURITY STANDARDS, Lot 1507504			(Purchased Reagent)		Silver	1000 ug/mL
.MTTMHNO3_00093	07/29/18	Macron/Avantor, Lot 0000138698			(Purchased Reagent)		Nitric acid	100 %
MTH202_00073	04/15/18	Macron, Lot 0000141083			(Purchased Reagent)		Hydrogen Peroxide	30 %
MTICP1_00055	12/09/16	09/12/16	DIWATER, Lot DI WATER	1000 mL	MTICPSPIKE1A_00010	50 mL	Aluminum	100000 ug/L
							Arsenic	100000 ug/L
							B	50000 ug/L
							Barium	100000 ug/L
							Beryllium	2500 ug/L
							Cadmium	2500 ug/L
							Chromium	10000 ug/L
							Cobalt	25000 ug/L
							Copper	12500 ug/L
							Iron	50000 ug/L
							Lead	25000 ug/L
							Manganese	25000 ug/L
							Nickel	25000 ug/L
							Selenium	100000 ug/L
							Thallium	100000 ug/L
							Vanadium	25000 ug/L
							Zinc	25000 ug/L
					MTICPSPIKEB_00009	50 mL	Antimony	25000 ug/L
							Mo	50000 ug/L
							Sn	100000 ug/L
							Ti	50000 ug/L
					MTICPSpikeOdd_00006	50 mL	Li	50000 ug/L
							Si	50000 ug/L
							SiO2	107000 ug/L
							Sr	50000 ug/L
					MTTMHNO3_00086	50 mL	Nitric acid	50000000 ug/L
.MTICPSPIKE1A_00010	12/09/16	High Purity Standards, Lot 1534135			(Purchased Reagent)		Aluminum	2000 ug/mL
							Arsenic	2000 ug/mL
							B	1000 ug/mL
							Barium	2000 ug/mL
							Beryllium	50 ug/mL
							Cadmium	50 ug/mL
							Chromium	200 ug/mL
							Cobalt	500 ug/mL
							Copper	250 ug/mL
							Iron	1000 ug/mL
							Lead	500 ug/mL
							Manganese	500 ug/mL
							Nickel	500 ug/mL
							Selenium	2000 ug/mL
							Thallium	2000 ug/mL
							Vanadium	500 ug/mL
							Zinc	500 ug/mL

REAGENT TRACEABILITY SUMMARY

Lab Name: TestAmerica Canton Job No.: 240-70382-1

SDG No.:

Reagent ID	Exp Date	Prep Date	Dilutant Used	Reagent Final Volume	Parent Reagent		Analyte	Concentration
					Reagent ID	Volume Added		
.MTICPSPIKEB_00009	12/09/16	High Purity Standards, Lot 1534137			(Purchased Reagent)		Antimony	500 ug/mL
							Mo	1000 ug/mL
							Sn	2000 ug/mL
							Ti	1000 ug/mL
.MTICPSpikeOdd_00006	12/09/16	High Purity Standards, Lot 1534138			(Purchased Reagent)		Li	1000 ug/mL
							Si	1000 ug/mL
							SiO2	2140 ug/mL
							Sr	1000 ug/mL
.MTTMHNO3_00086	05/03/18	Macron/Avantor, Lot 0000129810			(Purchased Reagent)		Nitric acid	100 %
MTICP2A_00064	08/26/17	10/05/16	DIWATER, Lot DIWATER	1000 mL	MTTMHNO3_00098	50 mL	Nitric acid	50000 mg/L
					MTTRCAL2_00015	250 mL	Calcium	2500 mg/L
							Magnesium	2500 mg/L
							Potassium	2500 mg/L
							Sodium	2500 mg/L
.MTTMHNO3_00098	09/16/18	Macron/Avantor, Lot 0000148204			(Purchased Reagent)		Nitric acid	100 %
.MTTRCAL2_00015	08/26/17	HIGH PURITY STANDARDS, Lot 1615519			(Purchased Reagent)		Calcium	10000 ug/mL
							Magnesium	10000 ug/mL
							Potassium	10000 ug/mL
							Sodium	10000 ug/mL
MTICPCCV_00079	03/19/17	09/19/16	DIWATER, Lot DIWATER	2000 mL	MTICPCCV1_00014	200 mL	Aluminum	25000 ug/L
							Arsenic	500 ug/L
							Barium	2000 ug/L
							Beryllium	2000 ug/L
							Cadmium	500 ug/L
							Calcium	50000 ug/L
							Chromium	2000 ug/L
							Cobalt	2000 ug/L
							Copper	2000 ug/L
							Iron	25000 ug/L
							Lead	500 ug/L
							Magnesium	50000 ug/L
							Manganese	2000 ug/L
							Nickel	2000 ug/L
							Potassium	50000 ug/L
							Selenium	500 ug/L
							Sodium	50000 ug/L
							Thallium	1000 ug/L
							Vanadium	2000 ug/L
							Zinc	2000 ug/L
					MTICPCCV2_00014	200 mL	Antimony	500 ug/L
							Silver	1000 ug/L
.MTICPCCV1_00014	04/21/19	INORGANIC VENTURES, Lot K2-MEB632080			(Purchased Reagent)		Aluminum	250000 ug/L
							Arsenic	5000 ug/L
							Barium	20000 ug/L
							Beryllium	20000 ug/L
							Cadmium	5000 ug/L
							Calcium	500000 ug/L

REAGENT TRACEABILITY SUMMARY

Lab Name: TestAmerica Canton Job No.: 240-70382-1

SDG No.:

Reagent ID	Exp Date	Prep Date	Dilutant Used	Reagent Final Volume	Parent Reagent		Analyte	Concentration
					Reagent ID	Volume Added		
							Chromium	20000 ug/L
							Cobalt	20000 ug/L
							Copper	20000 ug/L
							Iron	250000 ug/L
							Lead	5000 ug/L
							Magnesium	500000 ug/L
							Manganese	20000 ug/L
							Nickel	20000 ug/L
							Potassium	500000 ug/L
							Selenium	5000 ug/L
							Sodium	500000 ug/L
							Thallium	10000 ug/L
							Vanadium	20000 ug/L
							Zinc	20000 ug/L
.MTICPCCV2_00014	04/21/19	INORGANIC VENTURES, Lot K2-MEB632081			(Purchased Reagent)		Antimony	5000 ug/L
							Silver	10000 ug/L
MTICPICSABW_00011	12/03/16	06/03/16	DIWATER, Lot DIWATER	1000 mL	MTICPICSAB1_00005	100 mL	Aluminum	500000 ug/L
							Arsenic	1000 ug/L
							B	500 ug/L
							Barium	500 ug/L
							Beryllium	500 ug/L
							Cadmium	1000 ug/L
							Calcium	500000 ug/L
							Chromium	500 ug/L
							Cobalt	500 ug/L
							Copper	500 ug/L
							Iron	200000 ug/L
							Lead	1000 ug/L
							Li	500 ug/L
							Magnesium	500000 ug/L
							Manganese	500 ug/L
							Nickel	1000 ug/L
							Potassium	10000 ug/L
							Selenium	1000 ug/L
							Sodium	10000 ug/L
							Sr	1500 ug/L
							Thallium	1000 ug/L
							Vanadium	500 ug/L
							Zinc	1000 ug/L
					MTICPICSAB2_00005	100 mL	Antimony	1000 ug/L
							Mo	1000 ug/L
							Si	10000 ug/L
							Silver	1000 ug/L
							Sn	500 ug/L
							Ti	500 ug/L
.MTICPICSAB1_00005	01/01/17	INORGANIC VENTURES, Lot J2-MEB612071			(Purchased Reagent)		Aluminum	5000000 ug/L
							Arsenic	10000 ug/L

REAGENT TRACEABILITY SUMMARY

Lab Name: TestAmerica Canton Job No.: 240-70382-1

SDG No.:

Reagent ID	Exp Date	Prep Date	Dilutant Used	Reagent Final Volume	Parent Reagent		Analyte	Concentration
					Reagent ID	Volume Added		
							B	5000 ug/L
							Barium	5000 ug/L
							Beryllium	5000 ug/L
							Cadmium	10000 ug/L
							Calcium	5000000 ug/L
							Chromium	5000 ug/L
							Cobalt	5000 ug/L
							Copper	5000 ug/L
							Iron	2000000 ug/L
							Lead	10000 ug/L
							Li	5000 ug/L
							Magnesium	5000000 ug/L
							Manganese	5000 ug/L
							Nickel	10000 ug/L
							Potassium	100000 ug/L
							Selenium	10000 ug/L
							Sodium	100000 ug/L
							Sr	15000 ug/L
							Thallium	10000 ug/L
							Vanadium	5000 ug/L
							Zinc	10000 ug/L
.MTICPICSAB2_00005	01/01/17	INORGANIC VENTURES, Lot J2-MEB612072			(Purchased Reagent)		Antimony	10000 ug/L
							Mo	10000 ug/L
							Si	100000 ug/L
							Silver	10000 ug/L
							Sn	5000 ug/L
							Ti	5000 ug/L
MTICPMS2_00026	08/01/17	Inorganic Ventures, Lot K2-MEB615154			(Purchased Reagent)		Aluminum	1000 ug/mL
							Calcium	1000 ug/mL
							Iron	1000 ug/mL
							Magnesium	1000 ug/mL
							Potassium	1000 ug/mL
							Sodium	1000 ug/mL
MTICPMSA_00028	04/21/19	Inorganic Ventures, Lot K2-MEB632079			(Purchased Reagent)		Arsenic	100 ug/mL
							Barium	100 ug/mL
							Beryllium	100 ug/mL
							Cadmium	100 ug/mL
							Chromium	100 ug/mL
							Cobalt	100 ug/mL
							Copper	100 ug/mL
							Lead	100 ug/mL
							Manganese	100 ug/mL
							Nickel	100 ug/mL
							Selenium	100 ug/mL
							Sr	100 ug/mL
							Thallium	25 ug/mL
							Vanadium	100 ug/mL

REAGENT TRACEABILITY SUMMARY

Lab Name: TestAmerica Canton Job No.: 240-70382-1

SDG No.:

Reagent ID	Exp Date	Prep Date	Dilutant Used	Reagent Final Volume	Parent Reagent		Analyte	Concentration
					Reagent ID	Volume Added		
							Zinc	100 ug/mL
MTICPMSB_00029	08/01/17	Inorganic Ventures, Lot K2-MEB615153			(Purchased Reagent)		Antimony	10 ug/mL
							B	10 ug/mL
							Li	10 ug/mL
							Mo	10 ug/mL
							Silver	10 ug/mL
							Sn	100 ug/mL
							Ti	10 ug/mL
							W	10 ug/mL
MTICPPDSA_00001	11/01/16	Inorganic Ventures, Lot J2-MEB598123			(Purchased Reagent)		Antimony	50 mg/L
MTICPPDSB_00001	11/01/16	Inorganic Ventures, Lot J2-MEB598124			(Purchased Reagent)		Barium	200 mg/L
							Beryllium	5 mg/L
							Cadmium	5 mg/L
							Chromium	20 mg/L
							Lead	50 mg/L
							Potassium	5000 mg/L
							Selenium	200 mg/L
							Silver	5 mg/L
							Sodium	5000 mg/L
							Thallium	200 mg/L
							Vanadium	50 mg/L
MTMSCAL2CCVW_00178	03/29/17	09/29/16	DIWATER, Lot DIWATER	500 mL	MTMSCAL3_00011	5 mL	Aluminum	250 ug/L
							Arsenic	50 ug/L
							Barium	50 ug/L
							Beryllium	50 ug/L
							Cadmium	50 ug/L
							Calcium	25000 ug/L
							Chromium	50 ug/L
							Cobalt	50 ug/L
							Copper	50 ug/L
							Iron	12500 ug/L
							Lead	50 ug/L
							Magnesium	25000 ug/L
							Manganese	250 ug/L
							Nickel	50 ug/L
							Potassium	25000 ug/L
							Selenium	50 ug/L
							Silver	50 ug/L
							Sodium	25000 ug/L
							Thallium	50 ug/L
							Vanadium	50 ug/L
							Zinc	50 ug/L
					MTMSCAL4_00013	5 mL	Antimony	50 ug/L
.MTMSCAL3_00011	06/01/17	INORGANIC VENTURES, Lot J2-MEB575123			(Purchased Reagent)		Aluminum	25 ug/mL
							Arsenic	5 ug/mL
							Barium	5 ug/mL

REAGENT TRACEABILITY SUMMARY

Lab Name: TestAmerica Canton Job No.: 240-70382-1

SDG No.:

Reagent ID	Exp Date	Prep Date	Dilutant Used	Reagent Final Volume	Parent Reagent		Analyte	Concentration
					Reagent ID	Volume Added		
							Beryllium	5 ug/mL
							Cadmium	5 ug/mL
							Calcium	2500 ug/mL
							Chromium	5 ug/mL
							Cobalt	5 ug/mL
							Copper	5 ug/mL
							Iron	1250 ug/mL
							Lead	5 ug/mL
							Magnesium	2500 ug/mL
							Manganese	25 ug/mL
							Nickel	5 ug/mL
							Potassium	2500 ug/mL
							Selenium	5 ug/mL
							Silver	5 ug/mL
							Sodium	2500 ug/mL
							Thallium	5 ug/mL
							Vanadium	5 ug/mL
							Zinc	5 ug/mL
.MTMSCAL4_00013	05/11/19	INORGANIC VENTURES, Lot K2-MEB639013			(Purchased Reagent)		Antimony	5 ug/mL
MTMSCAL2CCVW_00179	04/17/17	10/17/16	DIWATER, Lot DIWATER	500 mL	MTMSCAL3_00011	5 mL	Aluminum	250 ug/L
							Arsenic	50 ug/L
							Barium	50 ug/L
							Beryllium	50 ug/L
							Cadmium	50 ug/L
							Calcium	25000 ug/L
							Chromium	50 ug/L
							Cobalt	50 ug/L
							Copper	50 ug/L
							Iron	12500 ug/L
							Lead	50 ug/L
							Magnesium	25000 ug/L
							Manganese	250 ug/L
							Nickel	50 ug/L
							Potassium	25000 ug/L
							Selenium	50 ug/L
							Silver	50 ug/L
							Sodium	25000 ug/L
							Thallium	50 ug/L
							Vanadium	50 ug/L
							Zinc	50 ug/L
					MTMSCAL4_00013	5 mL	Antimony	50 ug/L
.MTMSCAL3_00011	06/01/17	INORGANIC VENTURES, Lot J2-MEB575123			(Purchased Reagent)		Aluminum	25 ug/mL
							Arsenic	5 ug/mL
							Barium	5 ug/mL
							Beryllium	5 ug/mL
							Cadmium	5 ug/mL
							Calcium	2500 ug/mL

Lab Name: TestAmerica Canton Job No.: 240-70382-1

SDG No.:

Reagent ID	Exp Date	Prep Date	Dilutant Used	Reagent Final Volume	Parent Reagent		Analyte	Concentration
					Reagent ID	Volume Added		
							Chromium	5 ug/mL
							Cobalt	5 ug/mL
							Copper	5 ug/mL
							Iron	1250 ug/mL
							Lead	5 ug/mL
							Magnesium	2500 ug/mL
							Manganese	25 ug/mL
							Nickel	5 ug/mL
							Potassium	2500 ug/mL
							Selenium	5 ug/mL
							Silver	5 ug/mL
							Sodium	2500 ug/mL
							Thallium	5 ug/mL
							Vanadium	5 ug/mL
							Zinc	5 ug/mL
.MTMSCAL4_00013	05/11/19	INORGANIC VENTURES, Lot K2-MEB639013			(Purchased Reagent)		Antimony	5 ug/mL
MTMSCAL2CCVW_00181	04/30/17	10/31/16	DIWATER, Lot DIWATER	500 mL	MTMSCAL3_00011	5 mL	Aluminum	250 ug/L
							Arsenic	50 ug/L
							Barium	50 ug/L
							Beryllium	50 ug/L
							Cadmium	50 ug/L
							Calcium	25000 ug/L
							Chromium	50 ug/L
							Cobalt	50 ug/L
							Copper	50 ug/L
							Iron	12500 ug/L
							Lead	50 ug/L
							Magnesium	25000 ug/L
							Manganese	250 ug/L
							Nickel	50 ug/L
							Potassium	25000 ug/L
							Selenium	50 ug/L
							Silver	50 ug/L
							Sodium	25000 ug/L
							Thallium	50 ug/L
							Vanadium	50 ug/L
							Zinc	50 ug/L
					MTMSCAL4_00013	5 mL	Antimony	50 ug/L
.MTMSCAL3_00011	06/01/17	INORGANIC VENTURES, Lot J2-MEB575123			(Purchased Reagent)		Aluminum	25 ug/mL
							Arsenic	5 ug/mL
							Barium	5 ug/mL
							Beryllium	5 ug/mL
							Cadmium	5 ug/mL
							Calcium	2500 ug/mL
							Chromium	5 ug/mL
							Cobalt	5 ug/mL
							Copper	5 ug/mL

REAGENT TRACEABILITY SUMMARY

Lab Name: TestAmerica Canton Job No.: 240-70382-1

SDG No.:

Reagent ID	Exp Date	Prep Date	Dilutant Used	Reagent Final Volume	Parent Reagent		Analyte	Concentration
					Reagent ID	Volume Added		
							Iron	1250 ug/mL
							Lead	5 ug/mL
							Magnesium	2500 ug/mL
							Manganese	25 ug/mL
							Nickel	5 ug/mL
							Potassium	2500 ug/mL
							Selenium	5 ug/mL
							Silver	5 ug/mL
							Sodium	2500 ug/mL
							Thallium	5 ug/mL
							Vanadium	5 ug/mL
							Zinc	5 ug/mL
.MTMSCAL4_00013	05/11/19	INORGANIC VENTURES, Lot K2-MEB639013			(Purchased Reagent)		Antimony	5 ug/mL
MTMSCAL3W_00064	02/22/17	09/22/16	DIWATER, Lot DIWATER	250 mL	MTMSCAL3_00011	5 mL	Aluminum	500 ug/L
							Arsenic	100 ug/L
							Barium	100 ug/L
							Beryllium	100 ug/L
							Cadmium	100 ug/L
							Calcium	50000 ug/L
							Chromium	100 ug/L
							Cobalt	100 ug/L
							Copper	100 ug/L
							Iron	25000 ug/L
							Lead	100 ug/L
							Magnesium	50000 ug/L
							Manganese	500 ug/L
							Nickel	100 ug/L
							Potassium	50000 ug/L
							Selenium	100 ug/L
							Silver	100 ug/L
							Sodium	50000 ug/L
							Thallium	100 ug/L
							Vanadium	100 ug/L
							Zinc	100 ug/L
.MTMSCAL3_00011	06/01/17	INORGANIC VENTURES, Lot J2-MEB575123			(Purchased Reagent)		Aluminum	25 ug/mL
							Arsenic	5 ug/mL
							Barium	5 ug/mL
							Beryllium	5 ug/mL
							Cadmium	5 ug/mL
							Calcium	2500 ug/mL
							Chromium	5 ug/mL
							Cobalt	5 ug/mL
							Copper	5 ug/mL
							Iron	1250 ug/mL
							Lead	5 ug/mL
							Magnesium	2500 ug/mL
							Manganese	25 ug/mL

Lab Name: TestAmerica Canton Job No.: 240-70382-1

SDG No.:

Reagent ID	Exp Date	Prep Date	Dilutant Used	Reagent Final Volume	Parent Reagent		Analyte	Concentration
					Reagent ID	Volume Added		
							Nickel	5 ug/mL
							Potassium	2500 ug/mL
							Selenium	5 ug/mL
							Silver	5 ug/mL
							Sodium	2500 ug/mL
							Thallium	5 ug/mL
							Vanadium	5 ug/mL
							Zinc	5 ug/mL
MTMSCAL3W_00065	04/24/17	10/24/16	DIWATER, Lot DIWATER	250 mL	MTMSCAL3_00011	5 mL	Aluminum	500 ug/L
							Arsenic	100 ug/L
							Barium	100 ug/L
							Beryllium	100 ug/L
							Cadmium	100 ug/L
							Calcium	50000 ug/L
							Chromium	100 ug/L
							Cobalt	100 ug/L
							Copper	100 ug/L
							Iron	25000 ug/L
							Lead	100 ug/L
							Magnesium	50000 ug/L
							Manganese	500 ug/L
							Nickel	100 ug/L
							Potassium	50000 ug/L
							Selenium	100 ug/L
							Silver	100 ug/L
							Sodium	50000 ug/L
							Thallium	100 ug/L
							Vanadium	100 ug/L
							Zinc	100 ug/L
.MTMSCAL3_00011	06/01/17		INORGANIC VENTURES, Lot J2-MEB575123		(Purchased Reagent)		Aluminum	25 ug/mL
							Arsenic	5 ug/mL
							Barium	5 ug/mL
							Beryllium	5 ug/mL
							Cadmium	5 ug/mL
							Calcium	2500 ug/mL
							Chromium	5 ug/mL
							Cobalt	5 ug/mL
							Copper	5 ug/mL
							Iron	1250 ug/mL
							Lead	5 ug/mL
							Magnesium	2500 ug/mL
							Manganese	25 ug/mL
							Nickel	5 ug/mL
							Potassium	2500 ug/mL
							Selenium	5 ug/mL
							Silver	5 ug/mL
							Sodium	2500 ug/mL

REAGENT TRACEABILITY SUMMARY

Lab Name: TestAmerica Canton Job No.: 240-70382-1

SDG No.:

Reagent ID	Exp Date	Prep Date	Dilutant Used	Reagent Final Volume	Parent Reagent		Analyte	Concentration
					Reagent ID	Volume Added		
							Thallium	5 ug/mL
							Vanadium	5 ug/mL
							Zinc	5 ug/mL
MTMSCAL4W_00058	03/22/17	09/22/16	DIWATER, Lot DIWATER	250 mL	MTMSCAL4_00013	5 mL	Antimony	100 ug/L
.MTMSCAL4_00013	05/11/19	INORGANIC VENTURES, Lot K2-MEB639013			(Purchased Reagent)		Antimony	5 ug/mL
MTMSCAL4W_00060	04/24/17	10/24/16	DIWATER, Lot DIWATER	250 mL	MTMSCAL4_00013	5 mL	Antimony	100 ug/L
.MTMSCAL4_00013	05/11/19	INORGANIC VENTURES, Lot K2-MEB639013			(Purchased Reagent)		Antimony	5 ug/mL
MTMSCRI6020AW_00044	03/08/17	09/08/16	DIWATER, Lot DIWATER	500 mL	MS6020ACRIA_00004	0.5 mL	Aluminum	50 ug/L
							Arsenic	5 ug/L
							Barium	5 ug/L
							Beryllium	1 ug/L
							Cadmium	1 ug/L
							Calcium	1000 ug/L
							Chromium	2 ug/L
							Cobalt	1 ug/L
							Copper	2 ug/L
							Iron	100 ug/L
							Lead	1 ug/L
							Magnesium	1000 ug/L
							Manganese	5 ug/L
							Nickel	2 ug/L
							Potassium	1000 ug/L
							Selenium	5 ug/L
							Sodium	1000 ug/L
							Thallium	1 ug/L
							Vanadium	5 ug/L
							Zinc	20 ug/L
					MS6020ACRIB_00006	0.5 mL	Antimony	2 ug/L
					MTAGSPIKEW_00061	0.2 mL	Silver	1 ug/L
.MS6020ACRIA_00004	07/12/19	Inorganic Ventures, Lot K2-MEB650264			(Purchased Reagent)		Aluminum	50 ug/mL
							Arsenic	5 ug/mL
							Barium	5 ug/mL
							Beryllium	1 ug/mL
							Cadmium	1 ug/mL
							Calcium	1000 ug/mL
							Chromium	2 ug/mL
							Cobalt	1 ug/mL
							Copper	2 ug/mL
							Iron	100 ug/mL
							Lead	1 ug/mL
							Magnesium	1000 ug/mL
							Manganese	5 ug/mL
							Nickel	2 ug/mL
							Potassium	1000 ug/mL
							Selenium	5 ug/mL
							Sodium	1000 ug/mL
							Thallium	1 ug/mL

REAGENT TRACEABILITY SUMMARY

Lab Name: TestAmerica Canton Job No.: 240-70382-1

SDG No.:

Reagent ID	Exp Date	Prep Date	Dilutant Used	Reagent Final Volume	Parent Reagent		Analyte	Concentration
					Reagent ID	Volume Added		
							Vanadium	5 ug/mL
							Zinc	20 ug/mL
.MS6020ACRIB_00006	07/12/19	Inorganic Ventures, Lot K2-MEB650266			(Purchased Reagent)		Antimony	2 ug/mL
.MTAGSPIKEW_00061	06/09/17	08/09/16	DIWATER, Lot DIWATER	1000 mL	MTAG_00006	2.5 mL	Silver	2500 ug/L
..MTAG_00006	06/09/17	HIGH PURITY STANDARDS, Lot 1507504			(Purchased Reagent)		Silver	1000 ug/mL
MTMSCRI6020AW_00046	04/15/17	10/15/16	DIWATER, Lot DIWATER	250 mL	MS6020ACRIA_00004	0.25 mL	Aluminum	50 ug/L
							Arsenic	5 ug/L
							Barium	5 ug/L
							Beryllium	1 ug/L
							Cadmium	1 ug/L
							Calcium	1000 ug/L
							Chromium	2 ug/L
							Cobalt	1 ug/L
							Copper	2 ug/L
							Iron	100 ug/L
							Lead	1 ug/L
							Magnesium	1000 ug/L
							Manganese	5 ug/L
							Nickel	2 ug/L
							Potassium	1000 ug/L
							Selenium	5 ug/L
							Sodium	1000 ug/L
							Thallium	1 ug/L
							Vanadium	5 ug/L
							Zinc	20 ug/L
					MS6020ACRIB_00006	0.25 mL	Antimony	2 ug/L
					MTAGSPIKEW_00062	0.1 mL	Silver	1 ug/L
.MS6020ACRIA_00004	07/12/19	Inorganic Ventures, Lot K2-MEB650264			(Purchased Reagent)		Aluminum	50 ug/mL
							Arsenic	5 ug/mL
							Barium	5 ug/mL
							Beryllium	1 ug/mL
							Cadmium	1 ug/mL
							Calcium	1000 ug/mL
							Chromium	2 ug/mL
							Cobalt	1 ug/mL
							Copper	2 ug/mL
							Iron	100 ug/mL
							Lead	1 ug/mL
							Magnesium	1000 ug/mL
							Manganese	5 ug/mL
							Nickel	2 ug/mL
							Potassium	1000 ug/mL
							Selenium	5 ug/mL
							Sodium	1000 ug/mL
							Thallium	1 ug/mL
							Vanadium	5 ug/mL
							Zinc	20 ug/mL

REAGENT TRACEABILITY SUMMARY

Lab Name: TestAmerica Canton Job No.: 240-70382-1

SDG No.:

Reagent ID	Exp Date	Prep Date	Dilutant Used	Reagent Final Volume	Parent Reagent		Analyte	Concentration
					Reagent ID	Volume Added		
.MS6020ACRIB_00006	07/12/19	Inorganic Ventures, Lot K2-MEB650266			(Purchased Reagent)		Antimony	2 ug/mL
.MTAGSPIKEW_00062	06/09/17	09/12/16	DIWATER, Lot DIWATER	1000 mL	MTAG_00006	2.5 mL	Silver	2500 ug/L
..MTAG_00006	06/09/17	HIGH PURITY STANDARDS, Lot 1507504			(Purchased Reagent)		Silver	1000 ug/mL
MTMSCRI6020AW_00047	04/25/17	10/25/16	DIWATER, Lot DIWATER	500 mL	MS6020ACRIA_00004	0.5 mL	Aluminum	50 ug/L
							Arsenic	5 ug/L
							Barium	5 ug/L
							Beryllium	1 ug/L
							Cadmium	1 ug/L
							Calcium	1000 ug/L
							Chromium	2 ug/L
							Cobalt	1 ug/L
							Copper	2 ug/L
							Iron	100 ug/L
							Lead	1 ug/L
							Magnesium	1000 ug/L
							Manganese	5 ug/L
							Nickel	2 ug/L
							Potassium	1000 ug/L
							Selenium	5 ug/L
							Sodium	1000 ug/L
							Thallium	1 ug/L
							Vanadium	5 ug/L
							Zinc	20 ug/L
					MS6020ACRIB_00006	0.5 mL	Antimony	2 ug/L
					MTAGSPIKEW_00064	0.2 mL	Silver	1 ug/L
.MS6020ACRIA_00004	07/12/19	Inorganic Ventures, Lot K2-MEB650264			(Purchased Reagent)		Aluminum	50 ug/mL
							Arsenic	5 ug/mL
							Barium	5 ug/mL
							Beryllium	1 ug/mL
							Cadmium	1 ug/mL
							Calcium	1000 ug/mL
							Chromium	2 ug/mL
							Cobalt	1 ug/mL
							Copper	2 ug/mL
							Iron	100 ug/mL
							Lead	1 ug/mL
							Magnesium	1000 ug/mL
							Manganese	5 ug/mL
							Nickel	2 ug/mL
							Potassium	1000 ug/mL
							Selenium	5 ug/mL
							Sodium	1000 ug/mL
							Thallium	1 ug/mL
							Vanadium	5 ug/mL
							Zinc	20 ug/mL
.MS6020ACRIB_00006	07/12/19	Inorganic Ventures, Lot K2-MEB650266			(Purchased Reagent)		Antimony	2 ug/mL
.MTAGSPIKEW_00064	06/09/17	10/20/16	DIWATER, Lot DIWATER	1000 mL	MTAG_00006	2.5 mL	Silver	2500 ug/L

REAGENT TRACEABILITY SUMMARY

Lab Name: TestAmerica Canton Job No.: 240-70382-1

SDG No.:

Reagent ID	Exp Date	Prep Date	Dilutant Used	Reagent Final Volume	Parent Reagent		Analyte	Concentration
					Reagent ID	Volume Added		
..MTAG_00006	06/09/17	HIGH PURITY STANDARDS, Lot 1507504			(Purchased Reagent)		Silver	1000 ug/mL
MTMSICSABW_00071	04/10/17	10/10/16	DIWATER, Lot DIWATER	200 mL	MTMSICSA_00011	10 mL	Aluminum	50000 ug/L
							Calcium	50000 ug/L
							Iron	50000 ug/L
							Magnesium	50000 ug/L
							Mo	1100 ug/L
							Potassium	50000 ug/L
							Sodium	50000 ug/L
							Ti	1100 ug/L
					MTMSICSABSOLA_00008	1 mL	Arsenic	100 ug/L
							B	100 ug/L
							Barium	100 ug/L
							Beryllium	100 ug/L
							Cadmium	100 ug/L
							Chromium	100 ug/L
							Cobalt	100 ug/L
							Copper	100 ug/L
							Lead	100 ug/L
							Li	100 ug/L
							Manganese	100 ug/L
							Nickel	100 ug/L
							Selenium	100 ug/L
							Sr	100 ug/L
							Thallium	100 ug/L
							Vanadium	100 ug/L
							Zinc	100 ug/L
					MTMSICSABSOLB_00008	1 mL	Antimony	100 ug/L
							Mo	1100 ug/L
							Silver	100 ug/L
							Sn	100 ug/L
							Ti	1100 ug/L
							W	100 ug/L
.MTMSICSA_00011	01/26/18	INORGANIC VENTURES, Lot J2-MEB533111			(Purchased Reagent)		Aluminum	1000 ug/mL
							Calcium	1000 ug/mL
							Iron	1000 ug/mL
							Magnesium	1000 ug/mL
							Mo	20 ug/mL
							Potassium	1000 ug/mL
							Sodium	1000 ug/mL
							Ti	20 ug/mL
.MTMSICSABSOLA_00008	04/20/17	HIGH PURITY STANDARDS, Lot 1610907			(Purchased Reagent)		Arsenic	20 ug/mL
							B	20 ug/mL
							Barium	20 ug/mL
							Beryllium	20 ug/mL
							Cadmium	20 ug/mL
							Chromium	20 ug/mL
							Cobalt	20 ug/mL

REAGENT TRACEABILITY SUMMARY

Lab Name: TestAmerica Canton Job No.: 240-70382-1

SDG No.:

Reagent ID	Exp Date	Prep Date	Dilutant Used	Reagent Final Volume	Parent Reagent		Analyte	Concentration
					Reagent ID	Volume Added		
							Copper	20 ug/mL
							Lead	20 ug/mL
							Li	20 ug/mL
							Manganese	20 ug/mL
							Nickel	20 ug/mL
							Selenium	20 ug/mL
							Sr	20 ug/mL
							Thallium	20 ug/mL
							Vanadium	20 ug/mL
							Zinc	20 ug/mL
.MTMSICSABSOLB_00008	04/20/17	HIGH PURITY STANDARDS, Lot 1610908			(Purchased Reagent)		Antimony	20 ug/mL
							Mo	20 ug/mL
							Silver	20 ug/mL
							Sn	20 ug/mL
							Ti	20 ug/mL
							W	20 ug/mL
MTMSICSAW_00074	04/07/17	10/07/16	DIWATER, Lot DIWATER	200 mL	MTMSICSA_00011	10 mL	Aluminum	50000 ug/L
							Calcium	50000 ug/L
							Iron	50000 ug/L
							Magnesium	50000 ug/L
							Mo	1000 ug/L
							Potassium	50000 ug/L
							Sodium	50000 ug/L
							Ti	1000 ug/L
.MTMSICSA_00011	01/26/18	INORGANIC VENTURES, Lot J2-MEB533111			(Purchased Reagent)		Aluminum	1000 ug/mL
							Calcium	1000 ug/mL
							Iron	1000 ug/mL
							Magnesium	1000 ug/mL
							Mo	20 ug/mL
							Potassium	1000 ug/mL
							Sodium	1000 ug/mL
							Ti	20 ug/mL
MTMSICVW_00072	03/16/17	09/16/16	DIWATER, Lot DIWATER	500 mL	MTMSICVA_00010	5 mL	Aluminum	200 ug/L
							Antimony	40 ug/L
							Arsenic	40 ug/L
							Barium	40 ug/L
							Beryllium	40 ug/L
							Cadmium	40 ug/L
							Chromium	40 ug/L
							Cobalt	40 ug/L
							Copper	40 ug/L
							Lead	40 ug/L
							Manganese	200 ug/L
							Nickel	40 ug/L
							Selenium	40 ug/L
							Silver	40 ug/L
							Thallium	40 ug/L

REAGENT TRACEABILITY SUMMARY

Lab Name: TestAmerica Canton Job No.: 240-70382-1

SDG No.:

Reagent ID	Exp Date	Prep Date	Dilutant Used	Reagent Final Volume	Parent Reagent		Analyte	Concentration
					Reagent ID	Volume Added		
							Vanadium	40 ug/L
							Zinc	40 ug/L
					MTMSICVB_00009	5 mL	Calcium	20000 ug/L
							Iron	10000 ug/L
							Magnesium	20000 ug/L
							Potassium	20000 ug/L
							Sodium	20000 ug/L
.MTMSICVA_00010	09/01/17		CPI, Lot 1087406		(Purchased Reagent)		Aluminum	20 mg/L
							Antimony	4 mg/L
							Arsenic	4 mg/L
							Barium	4 mg/L
							Beryllium	4 mg/L
							Cadmium	4 mg/L
							Chromium	4 mg/L
							Cobalt	4 mg/L
							Copper	4 mg/L
							Lead	4 mg/L
							Manganese	20 mg/L
							Nickel	4 mg/L
							Selenium	4 mg/L
							Silver	4 mg/L
							Thallium	4 mg/L
							Vanadium	4 mg/L
							Zinc	4 mg/L
.MTMSICVB_00009	09/01/17		CPI, Lot 1087406		(Purchased Reagent)		Calcium	2000 mg/L
							Iron	1000 mg/L
							Magnesium	2000 mg/L
							Potassium	2000 mg/L
							Sodium	2000 mg/L
MTMSSCAL1_00043	02/28/17	08/30/16	DIWATER, Lot DIWATER	250 mL	MTMSCAL3_00011	0.5 mL	Aluminum	50 ug/L
							Arsenic	10 ug/L
							Barium	10 ug/L
							Beryllium	10 ug/L
							Cadmium	10 ug/L
							Calcium	5000 ug/L
							Chromium	10 ug/L
							Cobalt	10 ug/L
							Copper	10 ug/L
							Iron	2500 ug/L
							Lead	10 ug/L
							Magnesium	5000 ug/L
							Manganese	50 ug/L
							Nickel	10 ug/L
							Potassium	5000 ug/L
							Selenium	10 ug/L
							Silver	10 ug/L
							Sodium	5000 ug/L

REAGENT TRACEABILITY SUMMARY

Lab Name: TestAmerica Canton Job No.: 240-70382-1

SDG No.:

Reagent ID	Exp Date	Prep Date	Dilutant Used	Reagent Final Volume	Parent Reagent		Analyte	Concentration
					Reagent ID	Volume Added		
							Thallium	10 ug/L
							Vanadium	10 ug/L
							Zinc	10 ug/L
					MTMSCAL4_00013	0.5 mL	Antimony	10 ug/L
.MTMSCAL3_00011	06/01/17	INORGANIC VENTURES, Lot J2-MEB575123			(Purchased Reagent)		Aluminum	25 ug/mL
							Arsenic	5 ug/mL
							Barium	5 ug/mL
							Beryllium	5 ug/mL
							Cadmium	5 ug/mL
							Calcium	2500 ug/mL
							Chromium	5 ug/mL
							Cobalt	5 ug/mL
							Copper	5 ug/mL
							Iron	1250 ug/mL
							Lead	5 ug/mL
							Magnesium	2500 ug/mL
							Manganese	25 ug/mL
							Nickel	5 ug/mL
							Potassium	2500 ug/mL
							Selenium	5 ug/mL
							Silver	5 ug/mL
							Sodium	2500 ug/mL
							Thallium	5 ug/mL
							Vanadium	5 ug/mL
							Zinc	5 ug/mL
.MTMSCAL4_00013	05/11/19	INORGANIC VENTURES, Lot K2-MEB639013			(Purchased Reagent)		Antimony	5 ug/mL
MTMSSCAL1_00045	04/24/17	10/24/16	DIWATER, Lot DIWATER	250 mL	MTMSCAL3_00011	0.5 mL	Aluminum	50 ug/L
							Arsenic	10 ug/L
							Barium	10 ug/L
							Beryllium	10 ug/L
							Cadmium	10 ug/L
							Calcium	5000 ug/L
							Chromium	10 ug/L
							Cobalt	10 ug/L
							Copper	10 ug/L
							Iron	2500 ug/L
							Lead	10 ug/L
							Magnesium	5000 ug/L
							Manganese	50 ug/L
							Nickel	10 ug/L
							Potassium	5000 ug/L
							Selenium	10 ug/L
							Silver	10 ug/L
							Sodium	5000 ug/L
							Thallium	10 ug/L
							Vanadium	10 ug/L
							Zinc	10 ug/L

REAGENT TRACEABILITY SUMMARY

Lab Name: TestAmerica Canton Job No.: 240-70382-1

SDG No.:

Reagent ID	Exp Date	Prep Date	Dilutant Used	Reagent Final Volume	Parent Reagent		Analyte	Concentration
					Reagent ID	Volume Added		
					MTMSCAL4_00013	0.5 mL	Antimony	10 ug/L
.MTMSCAL3_00011	06/01/17	INORGANIC VENTURES, Lot J2-MEB575123			(Purchased Reagent)		Aluminum	25 ug/mL
							Arsenic	5 ug/mL
							Barium	5 ug/mL
							Beryllium	5 ug/mL
							Cadmium	5 ug/mL
							Calcium	2500 ug/mL
							Chromium	5 ug/mL
							Cobalt	5 ug/mL
							Copper	5 ug/mL
							Iron	1250 ug/mL
							Lead	5 ug/mL
							Magnesium	2500 ug/mL
							Manganese	25 ug/mL
							Nickel	5 ug/mL
							Potassium	2500 ug/mL
							Selenium	5 ug/mL
							Silver	5 ug/mL
							Sodium	2500 ug/mL
							Thallium	5 ug/mL
							Vanadium	5 ug/mL
							Zinc	5 ug/mL
.MTMSCAL4_00013	05/11/19	INORGANIC VENTURES, Lot K2-MEB639013			(Purchased Reagent)		Antimony	5 ug/mL
MTTMHCL_00133	09/29/18	JT Baker/Avantor, Lot 0000132880			(Purchased Reagent)		Hydrogen Chloride	100 %
MTTMHNO3_00099	09/29/18	Macron/Avantor, Lot 0000138698			(Purchased Reagent)		Nitric acid	100 %
MTTRCRIC_00040	03/20/17	09/20/16	DIWATER, Lot DIWATER	500 mL	MTTRCRI6010C_00014	25 mL	Aluminum	200 ug/L
							Antimony	20 ug/L
							Arsenic	15 ug/L
							Barium	200 ug/L
							Beryllium	5 ug/L
							Cadmium	5 ug/L
							Calcium	5000 ug/L
							Chromium	10 ug/L
							Cobalt	10 ug/L
							Copper	20 ug/L
							Iron	200 ug/L
							Lead	10 ug/L
							Magnesium	5000 ug/L
							Manganese	15 ug/L
							Nickel	40 ug/L
							Potassium	5000 ug/L
							Selenium	20 ug/L
							Silver	10 ug/L
							Sodium	5000 ug/L
							Thallium	20 ug/L
							Vanadium	10 ug/L
							Zinc	50 ug/L

REAGENT TRACEABILITY SUMMARY

Lab Name: TestAmerica Canton Job No.: 240-70382-1

SDG No.:

Reagent ID	Exp Date	Prep Date	Dilutant Used	Reagent Final Volume	Parent Reagent		Analyte	Concentration
					Reagent ID	Volume Added		
.MTTRCRI6010C_00014	08/10/19	Inorganic Ventures, Lot K2-MEB651046			(Purchased Reagent)		Aluminum	4000 ug/L
							Antimony	400 ug/L
							Arsenic	300 ug/L
							Barium	4000 ug/L
							Beryllium	100 ug/L
							Cadmium	100 ug/L
							Calcium	100000 ug/L
							Chromium	200 ug/L
							Cobalt	200 ug/L
							Copper	400 ug/L
							Iron	4000 ug/L
							Lead	200 ug/L
							Magnesium	100000 ug/L
							Manganese	300 ug/L
							Nickel	800 ug/L
							Potassium	100000 ug/L
							Selenium	400 ug/L
							Silver	200 ug/L
							Sodium	100000 ug/L
							Thallium	400 ug/L
							Vanadium	200 ug/L
							Zinc	1000 ug/L
MTTRICSAW_00031	01/20/17	07/20/16	DIWATER, Lot DIWATER	1000 mL	MTTRICSA_00014	100 mL	Aluminum	500000 ug/L
							Calcium	500000 ug/L
							Iron	200000 ug/L
							Magnesium	500000 ug/L
.MTTRICSA_00014	04/02/18	INORGANIC VENTURES, Lot J2-MEB572053			(Purchased Reagent)		Aluminum	5000 ug/mL
							Calcium	5000 ug/mL
							Iron	2000 ug/mL
							Magnesium	5000 ug/mL

METALS

COVER PAGE
METALS

Lab Name: TestAmerica Canton Job Number: 240-70382-1

SDG No.:

Project: MRC Slag Resample Block G/D

Client Sample ID	Lab Sample ID
BLG-SLAG4-100416 (1)	240-70382-1
BLG-SLAG4-100416 (2)	240-70382-2
BLG-SLAG4-100416 (3)	240-70382-3
BLG-SLAG5-100416 (1)	240-70382-4
BLG-SLAG5-100416 (2)	240-70382-5
BLG-SLAG5-100416 (3)	240-70382-6
BLD-SLAG4-100416 (1)	240-70382-7
BLD-SLAG4-100416 (2)	240-70382-8
BLD-SLAG4-100416 (3)	240-70382-9
BLD-SLAG5-100416 (1)	240-70382-10
BLD-SLAG5-100416 (2)	240-70382-11
BLD-SLAG5-100416 (3)	240-70382-12

Comments:

1A-IN
INORGANIC ANALYSIS DATA SHEET
METALS

Client Sample ID: BLG-SLAG4-100416 (1) Lab Sample ID: 240-70382-1

Lab Name: TestAmerica Canton Job No.: 240-70382-1

SDG ID.:

Matrix: Solid Date Sampled: 10/04/2016 08:30

Reporting Basis: DRY Date Received: 10/05/2016 09:15

% Solids: 97.5

CAS No.	Analyte	Result	RL	MDL	Units	C	Q	DIL	Method
7429-90-5	Aluminum	11000	16	4.6	mg/Kg			1	6010C
7440-22-4	Silver	0.050	0.80	0.050	mg/Kg	U	F1	1	6010C
7440-39-3	Barium	110	16	0.33	mg/Kg		F1 F2	1	6010C
7440-41-7	Beryllium	1.1	0.40	0.021	mg/Kg		F1	1	6010C
7440-70-2	Calcium	65000	2000	92	mg/Kg		B	5	6010C
7440-43-9	Cadmium	0.096	0.40	0.017	mg/Kg	J	F1	1	6010C
7440-48-4	Cobalt	0.24	0.80	0.038	mg/Kg	J		1	6010C
7440-47-3	Chromium	7.1	0.80	0.060	mg/Kg		B F1 F2	1	6010C
7440-50-8	Copper	1.4	10	0.92	mg/Kg	J		5	6010C
7439-89-6	Iron	440	16	2.6	mg/Kg		F2	1	6010C
7440-09-7	Potassium	990	400	5.0	mg/Kg		F1	1	6010C
7439-95-4	Magnesium	18000	400	4.2	mg/Kg		B	1	6010C
7439-96-5	Manganese	2200	6.0	0.34	mg/Kg		B	5	6010C
7440-23-5	Sodium	1200	400	15	mg/Kg		F1	1	6010C
7440-02-0	Nickel	1.1	3.2	0.064	mg/Kg	J		1	6010C
7440-36-0	Antimony	0.42	1.6	0.38	mg/Kg	J	F1	1	6010C
7440-62-2	Vanadium	25	0.80	0.16	mg/Kg		F1 F2	1	6010C
7440-66-6	Zinc	12	4.0	0.45	mg/Kg			1	6010C
7440-38-2	Arsenic	1.6	6.0	1.6	mg/Kg	U		5	6010C
7439-92-1	Lead	4.0	0.80	0.16	mg/Kg		F1	1	6010C
7782-49-2	Selenium	1.4	8.0	1.4	mg/Kg	U	F1	5	6010C
7440-28-0	Thallium	0.52	8.0	0.52	mg/Kg	U	F1	5	6010C
7440-22-4	Silver	0.018	0.16	0.0011	mg/Kg	J		2	6020A
7429-90-5	Aluminum	12000	8.0	0.50	mg/Kg		B	2	6020A
7440-38-2	Arsenic	0.43	0.80	0.021	mg/Kg	J		2	6020A
7440-39-3	Barium	140	0.80	0.18	mg/Kg		F2 F1	2	6020A
7440-41-7	Beryllium	1.5	0.16	0.0088	mg/Kg		F1	2	6020A
7440-70-2	Calcium	65000	800	88	mg/Kg		F2 B	10	6020A
7440-43-9	Cadmium	0.088	0.16	0.0030	mg/Kg	J	B	2	6020A
7440-48-4	Cobalt	0.14	0.16	0.0014	mg/Kg	J	F1 B	2	6020A
7440-47-3	Chromium	8.0	0.32	0.048	mg/Kg		F1 B	2	6020A
7440-50-8	Copper	1.7	0.32	0.078	mg/Kg		F1 B	2	6020A
7439-89-6	Iron	500	16	2.6	mg/Kg		B	2	6020A
7440-09-7	Potassium	1100	160	3.9	mg/Kg		F2 F1 B	2	6020A
7439-95-4	Magnesium	20000	160	3.2	mg/Kg		B	2	6020A
7439-96-5	Manganese	2200	4.0	0.48	mg/Kg		B	10	6020A
7440-23-5	Sodium	1300	160	7.0	mg/Kg		F2 F1 B	2	6020A
7440-02-0	Nickel	0.60	0.32	0.031	mg/Kg		F1 B	2	6020A
7439-92-1	Lead	4.4	0.16	0.036	mg/Kg		B	2	6020A
7782-49-2	Selenium	1.5	0.80	0.032	mg/Kg		F1 B	2	6020A
7440-62-2	Vanadium	29	0.80	0.030	mg/Kg		F2 F1	2	6020A
7440-66-6	Zinc	10	3.2	0.40	mg/Kg		F1 B	2	6020A
7440-36-0	Antimony	0.72	0.32	0.011	mg/Kg		F1 B	2	6020A

1A-IN
INORGANIC ANALYSIS DATA SHEET
METALS

Client Sample ID: BLG-SLAG4-100416 (1)
Lab Sample ID: 240-70382-1
Lab Name: TestAmerica Canton
Job No.: 240-70382-1
SDG ID.:
Matrix: Solid
Date Sampled: 10/04/2016 08:30
Reporting Basis: DRY
Date Received: 10/05/2016 09:15
% Solids: 97.5

CAS No.	Analyte	Result	RL	MDL	Units	C	Q	DIL	Method
7440-28-0	Thallium	0.021	0.32	0.015	mg/Kg	J		2	6020A

1A-IN
INORGANIC ANALYSIS DATA SHEET
METALS

Client Sample ID: BLG-SLAG4-100416 (2)
Lab Sample ID: 240-70382-2
Lab Name: TestAmerica Canton
Job No.: 240-70382-1
SDG ID.:
Matrix: Solid
Date Sampled: 10/04/2016 08:30
Reporting Basis: DRY
Date Received: 10/05/2016 09:15
% Solids: 97.5

CAS No.	Analyte	Result	RL	MDL	Units	C	Q	DIL	Method
7429-90-5	Aluminum	19000	18	5.1	mg/Kg			1	6010C
7440-22-4	Silver	0.056	0.88	0.056	mg/Kg	U		1	6010C
7440-39-3	Barium	250	18	0.36	mg/Kg			1	6010C
7440-41-7	Beryllium	1.5	0.44	0.023	mg/Kg			1	6010C
7440-70-2	Calcium	120000	2200	100	mg/Kg		B	5	6010C
7440-43-9	Cadmium	0.50	0.44	0.019	mg/Kg			1	6010C
7440-48-4	Cobalt	0.59	0.88	0.042	mg/Kg	J		1	6010C
7440-47-3	Chromium	9.6	0.88	0.066	mg/Kg		B	1	6010C
7440-50-8	Copper	4.1	11	1.0	mg/Kg	J		5	6010C
7439-89-6	Iron	1100	18	2.8	mg/Kg			1	6010C
7440-09-7	Potassium	1200	440	5.5	mg/Kg			1	6010C
7439-95-4	Magnesium	24000	440	4.6	mg/Kg		B	1	6010C
7439-96-5	Manganese	3900	6.6	0.37	mg/Kg		B	5	6010C
7440-23-5	Sodium	1500	440	17	mg/Kg			1	6010C
7440-02-0	Nickel	2.7	3.5	0.071	mg/Kg	J		1	6010C
7440-36-0	Antimony	0.42	1.8	0.42	mg/Kg	U		1	6010C
7440-62-2	Vanadium	52	0.88	0.18	mg/Kg			1	6010C
7440-66-6	Zinc	25	4.4	0.49	mg/Kg			1	6010C
7440-38-2	Arsenic	1.8	6.6	1.8	mg/Kg	U		5	6010C
7439-92-1	Lead	5.8	0.88	0.18	mg/Kg			1	6010C
7782-49-2	Selenium	1.5	8.8	1.5	mg/Kg	U		5	6010C
7440-28-0	Thallium	0.79	8.8	0.57	mg/Kg	J		5	6010C
7440-22-4	Silver	0.038	0.18	0.0012	mg/Kg	J		2	6020A
7429-90-5	Aluminum	23000	8.8	0.55	mg/Kg		B	2	6020A
7440-38-2	Arsenic	0.84	0.88	0.023	mg/Kg	J		2	6020A
7440-39-3	Barium	450	0.88	0.19	mg/Kg			2	6020A
7440-41-7	Beryllium	1.8	0.18	0.0097	mg/Kg			2	6020A
7440-70-2	Calcium	130000	880	97	mg/Kg		B	10	6020A
7440-43-9	Cadmium	0.64	0.18	0.0033	mg/Kg		B	2	6020A
7440-48-4	Cobalt	0.37	0.18	0.0015	mg/Kg		B	2	6020A
7440-47-3	Chromium	12	0.35	0.053	mg/Kg		B	2	6020A
7440-50-8	Copper	3.6	0.35	0.086	mg/Kg		B	2	6020A
7439-89-6	Iron	1400	18	2.8	mg/Kg		B	2	6020A
7440-09-7	Potassium	1500	180	4.3	mg/Kg		B	2	6020A
7439-95-4	Magnesium	30000	180	3.5	mg/Kg		B	2	6020A
7439-96-5	Manganese	4300	4.4	0.53	mg/Kg		B	10	6020A
7440-23-5	Sodium	1800	180	7.7	mg/Kg		B	2	6020A
7440-02-0	Nickel	1.8	0.35	0.034	mg/Kg		B	2	6020A
7439-92-1	Lead	8.2	0.18	0.040	mg/Kg		B	2	6020A
7782-49-2	Selenium	2.7	0.88	0.035	mg/Kg		B	2	6020A
7440-62-2	Vanadium	73	0.88	0.033	mg/Kg			2	6020A
7440-66-6	Zinc	24	3.5	0.44	mg/Kg		B	2	6020A
7440-36-0	Antimony	0.21	0.35	0.012	mg/Kg	J	B	2	6020A
7440-28-0	Thallium	0.031	0.35	0.017	mg/Kg	J		2	6020A

1A-IN
INORGANIC ANALYSIS DATA SHEET
METALS

Client Sample ID: BLG-SLAG4-100416 (3)
Lab Sample ID: 240-70382-3
Lab Name: TestAmerica Canton
Job No.: 240-70382-1
SDG ID.:
Matrix: Solid
Date Sampled: 10/04/2016 08:30
Reporting Basis: DRY
Date Received: 10/05/2016 09:15
% Solids: 97.5

CAS No.	Analyte	Result	RL	MDL	Units	C	Q	DIL	Method
7429-90-5	Aluminum	16000	18	5.2	mg/Kg			1	6010C
7440-22-4	Silver	0.057	0.90	0.057	mg/Kg	U		1	6010C
7440-39-3	Barium	260	18	0.37	mg/Kg			1	6010C
7440-41-7	Beryllium	1.8	0.45	0.023	mg/Kg			1	6010C
7440-70-2	Calcium	97000	2200	100	mg/Kg		B	5	6010C
7440-43-9	Cadmium	0.38	0.45	0.019	mg/Kg	J		1	6010C
7440-48-4	Cobalt	0.35	0.90	0.042	mg/Kg	J		1	6010C
7440-47-3	Chromium	13	0.90	0.067	mg/Kg		B	1	6010C
7440-50-8	Copper	3.1	11	1.0	mg/Kg	J		5	6010C
7439-89-6	Iron	770	18	2.9	mg/Kg			1	6010C
7440-09-7	Potassium	1300	450	5.6	mg/Kg			1	6010C
7439-95-4	Magnesium	21000	450	4.7	mg/Kg		B	1	6010C
7439-96-5	Manganese	4400	6.7	0.38	mg/Kg		B	5	6010C
7440-23-5	Sodium	1200	450	17	mg/Kg			1	6010C
7440-02-0	Nickel	1.6	3.6	0.072	mg/Kg	J		1	6010C
7440-36-0	Antimony	0.43	1.8	0.43	mg/Kg	U		1	6010C
7440-62-2	Vanadium	47	0.90	0.18	mg/Kg			1	6010C
7440-66-6	Zinc	28	4.5	0.50	mg/Kg			1	6010C
7440-38-2	Arsenic	1.8	6.7	1.8	mg/Kg	U		5	6010C
7439-92-1	Lead	7.6	0.90	0.18	mg/Kg			1	6010C
7782-49-2	Selenium	1.5	9.0	1.5	mg/Kg	U		5	6010C
7440-28-0	Thallium	1.2	9.0	0.58	mg/Kg	J		5	6010C
7440-22-4	Silver	0.024	0.18	0.0013	mg/Kg	J		2	6020A
7429-90-5	Aluminum	17000	9.0	0.56	mg/Kg		B	2	6020A
7440-38-2	Arsenic	0.70	0.90	0.023	mg/Kg	J		2	6020A
7440-39-3	Barium	370	0.90	0.20	mg/Kg			2	6020A
7440-41-7	Beryllium	2.1	0.18	0.0099	mg/Kg			2	6020A
7440-70-2	Calcium	100000	900	99	mg/Kg		B	10	6020A
7440-43-9	Cadmium	0.38	0.18	0.0033	mg/Kg		B	2	6020A
7440-48-4	Cobalt	0.18	0.18	0.0015	mg/Kg		B	2	6020A
7440-47-3	Chromium	14	0.36	0.054	mg/Kg		B	2	6020A
7440-50-8	Copper	2.7	0.36	0.087	mg/Kg		B	2	6020A
7439-89-6	Iron	900	18	2.9	mg/Kg		B	2	6020A
7440-09-7	Potassium	1500	180	4.4	mg/Kg		B	2	6020A
7439-95-4	Magnesium	23000	180	3.6	mg/Kg		B	2	6020A
7439-96-5	Manganese	4600	4.5	0.54	mg/Kg		B	10	6020A
7440-23-5	Sodium	1300	180	7.8	mg/Kg		B	2	6020A
7440-02-0	Nickel	0.88	0.36	0.035	mg/Kg		B	2	6020A
7439-92-1	Lead	8.7	0.18	0.040	mg/Kg		B	2	6020A
7782-49-2	Selenium	1.8	0.90	0.036	mg/Kg		B	2	6020A
7440-62-2	Vanadium	55	0.90	0.033	mg/Kg			2	6020A
7440-66-6	Zinc	24	3.6	0.45	mg/Kg		B	2	6020A
7440-36-0	Antimony	0.13	0.36	0.013	mg/Kg	J	B	2	6020A
7440-28-0	Thallium	0.017	0.36	0.017	mg/Kg	U		2	6020A

1A-IN
INORGANIC ANALYSIS DATA SHEET
METALS

Client Sample ID: BLG-SLAG5-100416 (1)
Lab Sample ID: 240-70382-4
Lab Name: TestAmerica Canton
Job No.: 240-70382-1
SDG ID.:
Matrix: Solid
Date Sampled: 10/04/2016 08:40
Reporting Basis: DRY
Date Received: 10/05/2016 09:15
% Solids: 94.5

CAS No.	Analyte	Result	RL	MDL	Units	C	Q	DIL	Method
7429-90-5	Aluminum	8700	18	5.2	mg/Kg			1	6010C
7440-22-4	Silver	0.056	0.89	0.056	mg/Kg	U		1	6010C
7440-39-3	Barium	140	18	0.36	mg/Kg			1	6010C
7440-41-7	Beryllium	0.79	0.44	0.023	mg/Kg			1	6010C
7440-70-2	Calcium	39000	440	20	mg/Kg		B	1	6010C
7440-43-9	Cadmium	0.20	0.44	0.019	mg/Kg	J		1	6010C
7440-48-4	Cobalt	0.93	0.89	0.042	mg/Kg			1	6010C
7440-47-3	Chromium	9.5	0.89	0.067	mg/Kg		B	1	6010C
7440-50-8	Copper	7.4	2.2	0.20	mg/Kg			1	6010C
7439-89-6	Iron	3500	18	2.8	mg/Kg			1	6010C
7440-09-7	Potassium	820	440	5.5	mg/Kg			1	6010C
7439-95-4	Magnesium	14000	440	4.6	mg/Kg		B	1	6010C
7439-96-5	Manganese	2200	2.7	0.15	mg/Kg		B	2	6010C
7440-23-5	Sodium	1100	440	17	mg/Kg			1	6010C
7440-02-0	Nickel	3.0	3.6	0.071	mg/Kg	J		1	6010C
7440-36-0	Antimony	0.43	1.8	0.43	mg/Kg	U		1	6010C
7440-62-2	Vanadium	34	0.89	0.18	mg/Kg			1	6010C
7440-66-6	Zinc	23	4.4	0.50	mg/Kg			1	6010C
7440-38-2	Arsenic	0.73	2.7	0.73	mg/Kg	U		2	6010C
7439-92-1	Lead	4.7	0.89	0.18	mg/Kg			1	6010C
7782-49-2	Selenium	0.60	3.6	0.60	mg/Kg	U		2	6010C
7440-28-0	Thallium	0.44	3.6	0.23	mg/Kg	J		2	6010C
7440-22-4	Silver	0.034	0.18	0.0012	mg/Kg	J		2	6020A
7429-90-5	Aluminum	9100	8.9	0.55	mg/Kg		B	2	6020A
7440-38-2	Arsenic	0.64	0.89	0.023	mg/Kg	J		2	6020A
7440-39-3	Barium	180	0.89	0.20	mg/Kg			2	6020A
7440-41-7	Beryllium	0.85	0.18	0.0098	mg/Kg			2	6020A
7440-70-2	Calcium	43000	180	20	mg/Kg		B	2	6020A
7440-43-9	Cadmium	0.18	0.18	0.0033	mg/Kg		B	2	6020A
7440-48-4	Cobalt	0.83	0.18	0.0015	mg/Kg		B	2	6020A
7440-47-3	Chromium	10	0.36	0.053	mg/Kg		B	2	6020A
7440-50-8	Copper	7.6	0.36	0.086	mg/Kg		B	2	6020A
7439-89-6	Iron	3800	18	2.8	mg/Kg		B	2	6020A
7440-09-7	Potassium	860	180	4.4	mg/Kg		B	2	6020A
7439-95-4	Magnesium	14000	180	3.6	mg/Kg		B	2	6020A
7439-96-5	Manganese	2400	4.4	0.53	mg/Kg		B	10	6020A
7440-23-5	Sodium	1100	180	7.7	mg/Kg		B	2	6020A
7440-02-0	Nickel	2.6	0.36	0.035	mg/Kg		B	2	6020A
7439-92-1	Lead	5.1	0.18	0.040	mg/Kg		B	2	6020A
7782-49-2	Selenium	1.4	0.89	0.036	mg/Kg		B	2	6020A
7440-62-2	Vanadium	39	0.89	0.033	mg/Kg			2	6020A
7440-66-6	Zinc	20	3.6	0.44	mg/Kg		B	2	6020A
7440-36-0	Antimony	0.20	0.36	0.012	mg/Kg	J	B	2	6020A
7440-28-0	Thallium	0.017	0.36	0.017	mg/Kg	U		2	6020A

1A-IN
INORGANIC ANALYSIS DATA SHEET
METALS

Client Sample ID: BLG-SLAG5-100416 (2) Lab Sample ID: 240-70382-5

Lab Name: TestAmerica Canton Job No.: 240-70382-1

SDG ID.:

Matrix: Solid Date Sampled: 10/04/2016 08:40

Reporting Basis: DRY Date Received: 10/05/2016 09:15

% Solids: 94.5

CAS No.	Analyte	Result	RL	MDL	Units	C	Q	DIL	Method
7429-90-5	Aluminum	14000	19	5.5	mg/Kg			1	6010C
7440-22-4	Silver	0.060	0.94	0.060	mg/Kg	U		1	6010C
7440-39-3	Barium	170	19	0.39	mg/Kg			1	6010C
7440-41-7	Beryllium	2.3	0.47	0.025	mg/Kg			1	6010C
7440-70-2	Calcium	75000	470	22	mg/Kg		B	1	6010C
7440-43-9	Cadmium	0.21	0.47	0.020	mg/Kg	J		1	6010C
7440-48-4	Cobalt	0.29	0.94	0.044	mg/Kg	J		1	6010C
7440-47-3	Chromium	5.5	0.94	0.071	mg/Kg		B	1	6010C
7440-50-8	Copper	3.3	2.4	0.22	mg/Kg			1	6010C
7439-89-6	Iron	2100	19	3.0	mg/Kg			1	6010C
7440-09-7	Potassium	690	470	5.9	mg/Kg			1	6010C
7439-95-4	Magnesium	22000	470	4.9	mg/Kg		B	1	6010C
7439-96-5	Manganese	2300	2.8	0.16	mg/Kg		B	2	6010C
7440-23-5	Sodium	600	470	18	mg/Kg			1	6010C
7440-02-0	Nickel	1.1	3.8	0.076	mg/Kg	J		1	6010C
7440-36-0	Antimony	0.45	1.9	0.45	mg/Kg	U		1	6010C
7440-62-2	Vanadium	9.9	0.94	0.19	mg/Kg			1	6010C
7440-66-6	Zinc	16	4.7	0.53	mg/Kg			1	6010C
7440-38-2	Arsenic	1.1	2.8	0.77	mg/Kg	J		2	6010C
7439-92-1	Lead	3.0	0.94	0.19	mg/Kg			1	6010C
7782-49-2	Selenium	0.64	3.8	0.64	mg/Kg	U		2	6010C
7440-28-0	Thallium	0.50	3.8	0.25	mg/Kg	J		2	6010C
7440-22-4	Silver	0.022	0.19	0.0013	mg/Kg	J		2	6020A
7429-90-5	Aluminum	15000	9.4	0.59	mg/Kg		B	2	6020A
7440-38-2	Arsenic	0.73	0.94	0.025	mg/Kg	J		2	6020A
7440-39-3	Barium	210	0.94	0.21	mg/Kg			2	6020A
7440-41-7	Beryllium	2.6	0.19	0.010	mg/Kg			2	6020A
7440-70-2	Calcium	90000	190	21	mg/Kg		B	2	6020A
7440-43-9	Cadmium	0.19	0.19	0.0035	mg/Kg		B	2	6020A
7440-48-4	Cobalt	0.24	0.19	0.0016	mg/Kg		B	2	6020A
7440-47-3	Chromium	6.1	0.38	0.057	mg/Kg		B	2	6020A
7440-50-8	Copper	3.1	0.38	0.092	mg/Kg		B	2	6020A
7439-89-6	Iron	2300	19	3.0	mg/Kg		B	2	6020A
7440-09-7	Potassium	770	190	4.6	mg/Kg		B	2	6020A
7439-95-4	Magnesium	23000	190	3.8	mg/Kg		B	2	6020A
7439-96-5	Manganese	2600	4.7	0.57	mg/Kg		B	10	6020A
7440-23-5	Sodium	660	190	8.2	mg/Kg		B	2	6020A
7440-02-0	Nickel	0.49	0.38	0.037	mg/Kg		B	2	6020A
7439-92-1	Lead	2.6	0.19	0.043	mg/Kg		B	2	6020A
7782-49-2	Selenium	1.7	0.94	0.038	mg/Kg		B	2	6020A
7440-62-2	Vanadium	12	0.94	0.035	mg/Kg			2	6020A
7440-66-6	Zinc	15	3.8	0.47	mg/Kg		B	2	6020A
7440-36-0	Antimony	0.24	0.38	0.013	mg/Kg	J	B	2	6020A
7440-28-0	Thallium	0.018	0.38	0.018	mg/Kg	U		2	6020A

1A-IN
INORGANIC ANALYSIS DATA SHEET
METALS

Client Sample ID: BLG-SLAG5-100416 (3)
Lab Sample ID: 240-70382-6
Lab Name: TestAmerica Canton
Job No.: 240-70382-1
SDG ID.:
Matrix: Solid
Date Sampled: 10/04/2016 08:40
Reporting Basis: DRY
Date Received: 10/05/2016 09:15
% Solids: 94.5

CAS No.	Analyte	Result	RL	MDL	Units	C	Q	DIL	Method
7429-90-5	Aluminum	13000	17	4.8	mg/Kg			1	6010C
7440-22-4	Silver	0.052	0.83	0.052	mg/Kg	U		1	6010C
7440-39-3	Barium	220	17	0.34	mg/Kg			1	6010C
7440-41-7	Beryllium	1.6	0.42	0.022	mg/Kg			1	6010C
7440-70-2	Calcium	64000	420	19	mg/Kg		B	1	6010C
7440-43-9	Cadmium	1.6	0.42	0.017	mg/Kg			1	6010C
7440-48-4	Cobalt	2.4	0.83	0.039	mg/Kg			1	6010C
7440-47-3	Chromium	23	0.83	0.062	mg/Kg		B	1	6010C
7440-50-8	Copper	12	2.1	0.19	mg/Kg			1	6010C
7439-89-6	Iron	6200	17	2.7	mg/Kg			1	6010C
7440-09-7	Potassium	1500	420	5.2	mg/Kg			1	6010C
7439-95-4	Magnesium	20000	420	4.3	mg/Kg		B	1	6010C
7439-96-5	Manganese	3300	6.2	0.35	mg/Kg		B	5	6010C
7440-23-5	Sodium	880	420	16	mg/Kg			1	6010C
7440-02-0	Nickel	4.8	3.3	0.067	mg/Kg			1	6010C
7440-36-0	Antimony	0.40	1.7	0.40	mg/Kg	U		1	6010C
7440-62-2	Vanadium	65	0.83	0.17	mg/Kg			1	6010C
7440-66-6	Zinc	65	4.2	0.47	mg/Kg			1	6010C
7440-38-2	Arsenic	1.7	6.2	1.7	mg/Kg	U		5	6010C
7439-92-1	Lead	9.2	0.83	0.17	mg/Kg			1	6010C
7782-49-2	Selenium	1.4	8.3	1.4	mg/Kg	U		5	6010C
7440-28-0	Thallium	0.54	8.3	0.54	mg/Kg	U		5	6010C
7440-22-4	Silver	0.072	0.17	0.0012	mg/Kg	J		2	6020A
7429-90-5	Aluminum	15000	8.3	0.52	mg/Kg		B	2	6020A
7440-38-2	Arsenic	1.3	0.83	0.022	mg/Kg			2	6020A
7440-39-3	Barium	330	0.83	0.18	mg/Kg			2	6020A
7440-41-7	Beryllium	1.9	0.17	0.0092	mg/Kg			2	6020A
7440-70-2	Calcium	79000	170	18	mg/Kg		B	2	6020A
7440-43-9	Cadmium	1.8	0.17	0.0031	mg/Kg		B	2	6020A
7440-48-4	Cobalt	2.1	0.17	0.0014	mg/Kg		B	2	6020A
7440-47-3	Chromium	27	0.33	0.050	mg/Kg		B	2	6020A
7440-50-8	Copper	12	0.33	0.081	mg/Kg		B	2	6020A
7439-89-6	Iron	7300	17	2.7	mg/Kg		B	2	6020A
7440-09-7	Potassium	1700	170	4.1	mg/Kg		B	2	6020A
7439-95-4	Magnesium	22000	170	3.3	mg/Kg		B	2	6020A
7439-96-5	Manganese	3700	4.2	0.50	mg/Kg		B	10	6020A
7440-23-5	Sodium	980	170	7.2	mg/Kg		B	2	6020A
7440-02-0	Nickel	3.5	0.33	0.032	mg/Kg		B	2	6020A
7439-92-1	Lead	12	0.17	0.037	mg/Kg		B	2	6020A
7782-49-2	Selenium	2.0	0.83	0.033	mg/Kg		B	2	6020A
7440-62-2	Vanadium	81	0.83	0.031	mg/Kg			2	6020A
7440-66-6	Zinc	57	3.3	0.42	mg/Kg		B	2	6020A
7440-36-0	Antimony	0.72	0.33	0.012	mg/Kg		B	2	6020A
7440-28-0	Thallium	0.016	0.33	0.016	mg/Kg	U		2	6020A

1A-IN
INORGANIC ANALYSIS DATA SHEET
METALS

Client Sample ID: BLD-SLAG4-100416 (1)
Lab Sample ID: 240-70382-7
Lab Name: TestAmerica Canton
Job No.: 240-70382-1
SDG ID.:
Matrix: Solid
Date Sampled: 10/04/2016 08:50
Reporting Basis: DRY
Date Received: 10/05/2016 09:15
% Solids: 95.3

CAS No.	Analyte	Result	RL	MDL	Units	C	Q	DIL	Method
7429-90-5	Aluminum	13000	14	4.2	mg/Kg			1	6010C
7440-22-4	Silver	0.045	0.72	0.045	mg/Kg	U		1	6010C
7440-39-3	Barium	210	14	0.29	mg/Kg			1	6010C
7440-41-7	Beryllium	2.1	0.36	0.019	mg/Kg			1	6010C
7440-70-2	Calcium	88000	1800	83	mg/Kg		B	5	6010C
7440-43-9	Cadmium	0.19	0.36	0.015	mg/Kg	J		1	6010C
7440-48-4	Cobalt	0.28	0.72	0.034	mg/Kg	J		1	6010C
7440-47-3	Chromium	11	0.72	0.054	mg/Kg		B	1	6010C
7440-50-8	Copper	2.7	9.0	0.83	mg/Kg	J		5	6010C
7439-89-6	Iron	710	14	2.3	mg/Kg			1	6010C
7440-09-7	Potassium	1200	360	4.5	mg/Kg			1	6010C
7439-95-4	Magnesium	19000	360	3.7	mg/Kg		B	1	6010C
7439-96-5	Manganese	3300	5.4	0.30	mg/Kg		B	5	6010C
7440-23-5	Sodium	840	360	14	mg/Kg			1	6010C
7440-02-0	Nickel	1.7	2.9	0.057	mg/Kg	J		1	6010C
7440-36-0	Antimony	0.75	1.4	0.34	mg/Kg	J		1	6010C
7440-62-2	Vanadium	14	0.72	0.14	mg/Kg			1	6010C
7440-66-6	Zinc	15	3.6	0.40	mg/Kg			1	6010C
7440-38-2	Arsenic	1.5	5.4	1.5	mg/Kg	U		5	6010C
7439-92-1	Lead	6.3	0.72	0.14	mg/Kg			1	6010C
7782-49-2	Selenium	1.2	7.2	1.2	mg/Kg	U		5	6010C
7440-28-0	Thallium	1.1	7.2	0.47	mg/Kg	J		5	6010C
7440-22-4	Silver	0.023	0.14	0.0010	mg/Kg	J		2	6020A
7429-90-5	Aluminum	15000	7.2	0.45	mg/Kg		B	2	6020A
7440-38-2	Arsenic	0.63	0.72	0.019	mg/Kg	J		2	6020A
7440-39-3	Barium	320	0.72	0.16	mg/Kg			2	6020A
7440-41-7	Beryllium	2.6	0.14	0.0079	mg/Kg			2	6020A
7440-70-2	Calcium	95000	720	79	mg/Kg		B	10	6020A
7440-43-9	Cadmium	0.21	0.14	0.0027	mg/Kg		B	2	6020A
7440-48-4	Cobalt	0.17	0.14	0.0012	mg/Kg		B	2	6020A
7440-47-3	Chromium	13	0.29	0.043	mg/Kg		B	2	6020A
7440-50-8	Copper	2.5	0.29	0.070	mg/Kg		B	2	6020A
7439-89-6	Iron	890	14	2.3	mg/Kg		B	2	6020A
7440-09-7	Potassium	1400	140	3.5	mg/Kg		B	2	6020A
7439-95-4	Magnesium	23000	140	2.9	mg/Kg		B	2	6020A
7439-96-5	Manganese	3500	3.6	0.43	mg/Kg		B	10	6020A
7440-23-5	Sodium	980	140	6.2	mg/Kg		B	2	6020A
7440-02-0	Nickel	1.0	0.29	0.028	mg/Kg		B	2	6020A
7439-92-1	Lead	7.7	0.14	0.032	mg/Kg		B	2	6020A
7782-49-2	Selenium	1.8	0.72	0.029	mg/Kg		B	2	6020A
7440-62-2	Vanadium	18	0.72	0.027	mg/Kg			2	6020A
7440-66-6	Zinc	13	2.9	0.36	mg/Kg		B	2	6020A
7440-36-0	Antimony	1.5	0.29	0.010	mg/Kg		B	2	6020A
7440-28-0	Thallium	0.014	0.29	0.014	mg/Kg	U		2	6020A

1A-IN
INORGANIC ANALYSIS DATA SHEET
METALS

Client Sample ID: BLD-SLAG4-100416 (2) Lab Sample ID: 240-70382-8

Lab Name: TestAmerica Canton Job No.: 240-70382-1

SDG ID.:

Matrix: Solid Date Sampled: 10/04/2016 08:50

Reporting Basis: DRY Date Received: 10/05/2016 09:15

% Solids: 95.3

CAS No.	Analyte	Result	RL	MDL	Units	C	Q	DIL	Method
7429-90-5	Aluminum	13000	16	4.7	mg/Kg			1	6010C
7440-22-4	Silver	0.051	0.81	0.051	mg/Kg	U		1	6010C
7440-39-3	Barium	160	16	0.33	mg/Kg			1	6010C
7440-41-7	Beryllium	1.9	0.41	0.021	mg/Kg			1	6010C
7440-70-2	Calcium	90000	2000	93	mg/Kg		B	5	6010C
7440-43-9	Cadmium	0.28	0.41	0.017	mg/Kg	J		1	6010C
7440-48-4	Cobalt	0.26	0.81	0.038	mg/Kg	J		1	6010C
7440-47-3	Chromium	8.6	0.81	0.061	mg/Kg		B	1	6010C
7440-50-8	Copper	3.6	10	0.93	mg/Kg	J		5	6010C
7439-89-6	Iron	840	16	2.6	mg/Kg			1	6010C
7440-09-7	Potassium	1200	410	5.0	mg/Kg			1	6010C
7439-95-4	Magnesium	22000	410	4.2	mg/Kg		B	1	6010C
7439-96-5	Manganese	3500	6.1	0.34	mg/Kg		B	5	6010C
7440-23-5	Sodium	950	410	15	mg/Kg			1	6010C
7440-02-0	Nickel	1.7	3.3	0.065	mg/Kg	J		1	6010C
7440-36-0	Antimony	0.39	1.6	0.39	mg/Kg	U		1	6010C
7440-62-2	Vanadium	22	0.81	0.16	mg/Kg			1	6010C
7440-66-6	Zinc	17	4.1	0.46	mg/Kg			1	6010C
7440-38-2	Arsenic	1.7	6.1	1.7	mg/Kg	U		5	6010C
7439-92-1	Lead	4.4	0.81	0.16	mg/Kg			1	6010C
7782-49-2	Selenium	1.4	8.1	1.4	mg/Kg	U		5	6010C
7440-28-0	Thallium	0.68	8.1	0.53	mg/Kg	J		5	6010C
7440-22-4	Silver	0.022	0.16	0.0011	mg/Kg	J		2	6020A
7429-90-5	Aluminum	15000	8.1	0.50	mg/Kg		B	2	6020A
7440-38-2	Arsenic	0.60	0.81	0.021	mg/Kg	J		2	6020A
7440-39-3	Barium	250	0.81	0.18	mg/Kg			2	6020A
7440-41-7	Beryllium	2.4	0.16	0.0089	mg/Kg			2	6020A
7440-70-2	Calcium	97000	810	89	mg/Kg		B	10	6020A
7440-43-9	Cadmium	0.31	0.16	0.0030	mg/Kg		B	2	6020A
7440-48-4	Cobalt	0.15	0.16	0.0014	mg/Kg	J	B	2	6020A
7440-47-3	Chromium	10	0.33	0.049	mg/Kg		B	2	6020A
7440-50-8	Copper	3.0	0.33	0.079	mg/Kg		B	2	6020A
7439-89-6	Iron	1100	16	2.6	mg/Kg		B	2	6020A
7440-09-7	Potassium	1500	160	4.0	mg/Kg		B	2	6020A
7439-95-4	Magnesium	26000	160	3.3	mg/Kg		B	2	6020A
7439-96-5	Manganese	3800	4.1	0.49	mg/Kg		B	10	6020A
7440-23-5	Sodium	1100	160	7.1	mg/Kg		B	2	6020A
7440-02-0	Nickel	0.94	0.33	0.032	mg/Kg		B	2	6020A
7439-92-1	Lead	4.8	0.16	0.037	mg/Kg		B	2	6020A
7782-49-2	Selenium	2.0	0.81	0.033	mg/Kg		B	2	6020A
7440-62-2	Vanadium	28	0.81	0.030	mg/Kg			2	6020A
7440-66-6	Zinc	15	3.3	0.41	mg/Kg		B	2	6020A
7440-36-0	Antimony	0.71	0.33	0.011	mg/Kg		B	2	6020A
7440-28-0	Thallium	0.015	0.33	0.015	mg/Kg	U		2	6020A

1A-IN
INORGANIC ANALYSIS DATA SHEET
METALS

Client Sample ID: BLD-SLAG4-100416 (3)
Lab Sample ID: 240-70382-9
Lab Name: TestAmerica Canton
Job No.: 240-70382-1
SDG ID.:
Matrix: Solid
Date Sampled: 10/04/2016 08:50
Reporting Basis: DRY
Date Received: 10/05/2016 09:15
% Solids: 95.3

CAS No.	Analyte	Result	RL	MDL	Units	C	Q	DIL	Method
7429-90-5	Aluminum	15000	17	4.9	mg/Kg			1	6010C
7440-22-4	Silver	0.053	0.84	0.053	mg/Kg	U		1	6010C
7440-39-3	Barium	200	17	0.34	mg/Kg			1	6010C
7440-41-7	Beryllium	2.4	0.42	0.022	mg/Kg			1	6010C
7440-70-2	Calcium	95000	840	39	mg/Kg		B	2	6010C
7440-43-9	Cadmium	0.12	0.42	0.018	mg/Kg	J		1	6010C
7440-48-4	Cobalt	0.30	0.84	0.039	mg/Kg	J		1	6010C
7440-47-3	Chromium	3.2	0.84	0.063	mg/Kg		B	1	6010C
7440-50-8	Copper	2.8	4.2	0.39	mg/Kg	J		2	6010C
7439-89-6	Iron	850	17	2.7	mg/Kg			1	6010C
7440-09-7	Potassium	860	420	5.2	mg/Kg			1	6010C
7439-95-4	Magnesium	23000	420	4.4	mg/Kg		B	1	6010C
7439-96-5	Manganese	2100	2.5	0.14	mg/Kg		B	2	6010C
7440-23-5	Sodium	550	420	16	mg/Kg			1	6010C
7440-02-0	Nickel	1.4	3.4	0.067	mg/Kg	J		1	6010C
7440-36-0	Antimony	0.44	1.7	0.40	mg/Kg	J		1	6010C
7440-62-2	Vanadium	2.0	0.84	0.17	mg/Kg			1	6010C
7440-66-6	Zinc	8.1	4.2	0.47	mg/Kg			1	6010C
7440-38-2	Arsenic	0.82	2.5	0.69	mg/Kg	J		2	6010C
7439-92-1	Lead	3.4	0.84	0.17	mg/Kg			1	6010C
7782-49-2	Selenium	0.72	3.4	0.57	mg/Kg	J		2	6010C
7440-28-0	Thallium	0.59	3.4	0.22	mg/Kg	J		2	6010C
7440-22-4	Silver	0.017	0.17	0.0012	mg/Kg	J		2	6020A
7429-90-5	Aluminum	17000	8.4	0.52	mg/Kg		B	2	6020A
7440-38-2	Arsenic	0.69	0.84	0.022	mg/Kg	J		2	6020A
7440-39-3	Barium	300	0.84	0.18	mg/Kg			2	6020A
7440-41-7	Beryllium	3.0	0.17	0.0092	mg/Kg			2	6020A
7440-70-2	Calcium	110000	840	92	mg/Kg		B	10	6020A
7440-43-9	Cadmium	0.12	0.17	0.0031	mg/Kg	J	B	2	6020A
7440-48-4	Cobalt	0.16	0.17	0.0014	mg/Kg	J	B	2	6020A
7440-47-3	Chromium	3.7	0.34	0.050	mg/Kg		B	2	6020A
7440-50-8	Copper	2.4	0.34	0.081	mg/Kg		B	2	6020A
7439-89-6	Iron	1100	17	2.7	mg/Kg		B	2	6020A
7440-09-7	Potassium	1000	170	4.1	mg/Kg		B	2	6020A
7439-95-4	Magnesium	27000	170	3.4	mg/Kg		B	2	6020A
7439-96-5	Manganese	2400	4.2	0.50	mg/Kg		B	10	6020A
7440-23-5	Sodium	640	170	7.3	mg/Kg		B	2	6020A
7440-02-0	Nickel	0.62	0.34	0.033	mg/Kg		B	2	6020A
7439-92-1	Lead	3.4	0.17	0.038	mg/Kg		B	2	6020A
7782-49-2	Selenium	2.0	0.84	0.034	mg/Kg		B	2	6020A
7440-62-2	Vanadium	3.3	0.84	0.031	mg/Kg			2	6020A
7440-66-6	Zinc	7.2	3.4	0.42	mg/Kg		B	2	6020A
7440-36-0	Antimony	1.1	0.34	0.012	mg/Kg		B	2	6020A
7440-28-0	Thallium	0.016	0.34	0.016	mg/Kg	U		2	6020A

1A-IN
INORGANIC ANALYSIS DATA SHEET
METALS

Client Sample ID: BLD-SLAG5-100416 (1)
Lab Sample ID: 240-70382-10
Lab Name: TestAmerica Canton
Job No.: 240-70382-1
SDG ID.:
Matrix: Solid
Date Sampled: 10/04/2016 09:00
Reporting Basis: DRY
Date Received: 10/05/2016 09:15
% Solids: 97.3

CAS No.	Analyte	Result	RL	MDL	Units	C	Q	DIL	Method
7429-90-5	Aluminum	10000	20	5.7	mg/Kg			1	6010C
7440-22-4	Silver	0.062	0.99	0.062	mg/Kg	U		1	6010C
7440-39-3	Barium	100	20	0.41	mg/Kg			1	6010C
7440-41-7	Beryllium	1.6	0.49	0.026	mg/Kg			1	6010C
7440-70-2	Calcium	57000	490	23	mg/Kg		B	1	6010C
7440-43-9	Cadmium	0.068	0.49	0.021	mg/Kg	J		1	6010C
7440-48-4	Cobalt	0.089	0.99	0.046	mg/Kg	J		1	6010C
7440-47-3	Chromium	5.2	0.99	0.074	mg/Kg		B	1	6010C
7440-50-8	Copper	2.1	2.5	0.23	mg/Kg	J		1	6010C
7439-89-6	Iron	240	20	3.2	mg/Kg			1	6010C
7440-09-7	Potassium	870	490	6.1	mg/Kg			1	6010C
7439-95-4	Magnesium	17000	490	5.1	mg/Kg		B	1	6010C
7439-96-5	Manganese	2400	3.0	0.17	mg/Kg		B	2	6010C
7440-23-5	Sodium	390	490	19	mg/Kg	J		1	6010C
7440-02-0	Nickel	0.72	4.0	0.079	mg/Kg	J		1	6010C
7440-36-0	Antimony	0.47	2.0	0.47	mg/Kg	U		1	6010C
7440-62-2	Vanadium	3.1	0.99	0.20	mg/Kg			1	6010C
7440-66-6	Zinc	4.6	4.9	0.55	mg/Kg	J		1	6010C
7440-38-2	Arsenic	0.81	3.0	0.81	mg/Kg	U		2	6010C
7439-92-1	Lead	2.0	0.99	0.20	mg/Kg			1	6010C
7782-49-2	Selenium	0.67	4.0	0.67	mg/Kg	U		2	6010C
7440-28-0	Thallium	0.26	4.0	0.26	mg/Kg	U		2	6010C
7440-22-4	Silver	0.0045	0.20	0.0014	mg/Kg	J		2	6020A
7429-90-5	Aluminum	11000	9.9	0.61	mg/Kg		B	2	6020A
7440-38-2	Arsenic	0.32	0.99	0.026	mg/Kg	J		2	6020A
7440-39-3	Barium	130	0.99	0.22	mg/Kg			2	6020A
7440-41-7	Beryllium	1.8	0.20	0.011	mg/Kg			2	6020A
7440-70-2	Calcium	66000	200	22	mg/Kg		B	2	6020A
7440-43-9	Cadmium	0.046	0.20	0.0037	mg/Kg	J	B	2	6020A
7440-48-4	Cobalt	0.054	0.20	0.0017	mg/Kg	J	B	2	6020A
7440-47-3	Chromium	5.7	0.40	0.059	mg/Kg		B	2	6020A
7440-50-8	Copper	2.1	0.40	0.096	mg/Kg		B	2	6020A
7439-89-6	Iron	270	20	3.2	mg/Kg		B	2	6020A
7440-09-7	Potassium	970	200	4.8	mg/Kg		B	2	6020A
7439-95-4	Magnesium	18000	200	4.0	mg/Kg		B	2	6020A
7439-96-5	Manganese	2500	4.9	0.59	mg/Kg		B	10	6020A
7440-23-5	Sodium	420	200	8.6	mg/Kg		B	2	6020A
7440-02-0	Nickel	0.32	0.40	0.039	mg/Kg	J	B	2	6020A
7439-92-1	Lead	1.4	0.20	0.044	mg/Kg		B	2	6020A
7782-49-2	Selenium	1.1	0.99	0.040	mg/Kg		B	2	6020A
7440-62-2	Vanadium	3.7	0.99	0.037	mg/Kg			2	6020A
7440-66-6	Zinc	4.2	4.0	0.49	mg/Kg		B	2	6020A
7440-36-0	Antimony	0.32	0.40	0.014	mg/Kg	J	B	2	6020A
7440-28-0	Thallium	0.019	0.40	0.019	mg/Kg	U		2	6020A

1A-IN
INORGANIC ANALYSIS DATA SHEET
METALS

Client Sample ID: BLD-SLAG5-100416 (2)
Lab Sample ID: 240-70382-11
Lab Name: TestAmerica Canton
Job No.: 240-70382-1
SDG ID.:
Matrix: Solid
Date Sampled: 10/04/2016 09:00
Reporting Basis: DRY
Date Received: 10/05/2016 09:15
% Solids: 97.3

CAS No.	Analyte	Result	RL	MDL	Units	C	Q	DIL	Method
7429-90-5	Aluminum	11000	16	4.7	mg/Kg			1	6010C
7440-22-4	Silver	0.051	0.82	0.051	mg/Kg	U		1	6010C
7440-39-3	Barium	150	16	0.33	mg/Kg			1	6010C
7440-41-7	Beryllium	2.2	0.41	0.021	mg/Kg			1	6010C
7440-70-2	Calcium	56000	410	19	mg/Kg		B	1	6010C
7440-43-9	Cadmium	0.075	0.41	0.017	mg/Kg	J		1	6010C
7440-48-4	Cobalt	0.28	0.82	0.038	mg/Kg	J		1	6010C
7440-47-3	Chromium	5.5	0.82	0.061	mg/Kg		B	1	6010C
7440-50-8	Copper	2.5	2.0	0.19	mg/Kg			1	6010C
7439-89-6	Iron	2900	16	2.6	mg/Kg			1	6010C
7440-09-7	Potassium	660	410	5.1	mg/Kg			1	6010C
7439-95-4	Magnesium	18000	410	4.2	mg/Kg		B	1	6010C
7439-96-5	Manganese	1600	2.4	0.14	mg/Kg		B	2	6010C
7440-23-5	Sodium	520	410	15	mg/Kg			1	6010C
7440-02-0	Nickel	1.6	3.3	0.065	mg/Kg	J		1	6010C
7440-36-0	Antimony	0.49	1.6	0.39	mg/Kg	J		1	6010C
7440-62-2	Vanadium	2.8	0.82	0.16	mg/Kg			1	6010C
7440-66-6	Zinc	4.9	4.1	0.46	mg/Kg			1	6010C
7440-38-2	Arsenic	0.72	2.4	0.67	mg/Kg	J		2	6010C
7439-92-1	Lead	1.7	0.82	0.16	mg/Kg			1	6010C
7782-49-2	Selenium	0.55	3.3	0.55	mg/Kg	U		2	6010C
7440-28-0	Thallium	0.21	3.3	0.21	mg/Kg	U		2	6010C
7440-22-4	Silver	0.013	0.16	0.0011	mg/Kg	J		2	6020A
7429-90-5	Aluminum	13000	8.2	0.51	mg/Kg		B	2	6020A
7440-38-2	Arsenic	0.70	0.82	0.021	mg/Kg	J		2	6020A
7440-39-3	Barium	220	0.82	0.18	mg/Kg			2	6020A
7440-41-7	Beryllium	2.5	0.16	0.0090	mg/Kg			2	6020A
7440-70-2	Calcium	72000	160	18	mg/Kg		B	2	6020A
7440-43-9	Cadmium	0.066	0.16	0.0030	mg/Kg	J	B	2	6020A
7440-48-4	Cobalt	0.26	0.16	0.0014	mg/Kg		B	2	6020A
7440-47-3	Chromium	6.6	0.33	0.049	mg/Kg		B	2	6020A
7440-50-8	Copper	2.7	0.33	0.079	mg/Kg		B	2	6020A
7439-89-6	Iron	3500	16	2.6	mg/Kg		B	2	6020A
7440-09-7	Potassium	780	160	4.0	mg/Kg		B	2	6020A
7439-95-4	Magnesium	20000	160	3.3	mg/Kg		B	2	6020A
7439-96-5	Manganese	1800	4.1	0.49	mg/Kg		B	10	6020A
7440-23-5	Sodium	850	160	7.1	mg/Kg		B	2	6020A
7440-02-0	Nickel	1.2	0.33	0.032	mg/Kg		B	2	6020A
7439-92-1	Lead	1.2	0.16	0.037	mg/Kg		B	2	6020A
7782-49-2	Selenium	1.5	0.82	0.033	mg/Kg		B	2	6020A
7440-62-2	Vanadium	3.8	0.82	0.030	mg/Kg			2	6020A
7440-66-6	Zinc	4.7	3.3	0.41	mg/Kg		B	2	6020A
7440-36-0	Antimony	0.82	0.33	0.011	mg/Kg		B	2	6020A
7440-28-0	Thallium	0.015	0.33	0.015	mg/Kg	U		2	6020A

1A-IN
INORGANIC ANALYSIS DATA SHEET
METALS

Client Sample ID: BLD-SLAG5-100416 (3)
Lab Sample ID: 240-70382-12
Lab Name: TestAmerica Canton
Job No.: 240-70382-1
SDG ID.:
Matrix: Solid
Date Sampled: 10/04/2016 09:00
Reporting Basis: DRY
Date Received: 10/05/2016 09:15
% Solids: 97.3

CAS No.	Analyte	Result	RL	MDL	Units	C	Q	DIL	Method
7429-90-5	Aluminum	10000	18	5.3	mg/Kg			1	6010C
7440-22-4	Silver	0.057	0.91	0.057	mg/Kg	U		1	6010C
7440-39-3	Barium	190	18	0.37	mg/Kg			1	6010C
7440-41-7	Beryllium	1.4	0.45	0.024	mg/Kg			1	6010C
7440-70-2	Calcium	44000	450	21	mg/Kg		B	1	6010C
7440-43-9	Cadmium	0.24	0.45	0.019	mg/Kg	J		1	6010C
7440-48-4	Cobalt	0.28	0.91	0.043	mg/Kg	J		1	6010C
7440-47-3	Chromium	6.4	0.91	0.068	mg/Kg		B	1	6010C
7440-50-8	Copper	2.8	2.3	0.21	mg/Kg			1	6010C
7439-89-6	Iron	740	18	2.9	mg/Kg			1	6010C
7440-09-7	Potassium	620	450	5.6	mg/Kg			1	6010C
7439-95-4	Magnesium	16000	450	4.7	mg/Kg		B	1	6010C
7439-96-5	Manganese	1800	2.7	0.15	mg/Kg		B	2	6010C
7440-23-5	Sodium	1100	450	17	mg/Kg			1	6010C
7440-02-0	Nickel	2.2	3.6	0.073	mg/Kg	J		1	6010C
7440-36-0	Antimony	0.44	1.8	0.44	mg/Kg	U		1	6010C
7440-62-2	Vanadium	20	0.91	0.18	mg/Kg			1	6010C
7440-66-6	Zinc	16	4.5	0.51	mg/Kg			1	6010C
7440-38-2	Arsenic	0.75	2.7	0.75	mg/Kg	U		2	6010C
7439-92-1	Lead	24	0.91	0.18	mg/Kg			1	6010C
7782-49-2	Selenium	0.62	3.6	0.62	mg/Kg	U		2	6010C
7440-28-0	Thallium	0.28	3.6	0.24	mg/Kg	J		2	6010C
7440-22-4	Silver	0.016	0.18	0.0013	mg/Kg	J		2	6020A
7429-90-5	Aluminum	10000	9.1	0.56	mg/Kg		B	2	6020A
7440-38-2	Arsenic	0.47	0.91	0.024	mg/Kg	J		2	6020A
7440-39-3	Barium	260	0.91	0.20	mg/Kg			2	6020A
7440-41-7	Beryllium	1.5	0.18	0.010	mg/Kg			2	6020A
7440-70-2	Calcium	50000	180	20	mg/Kg		B	2	6020A
7440-43-9	Cadmium	0.22	0.18	0.0034	mg/Kg		B	2	6020A
7440-48-4	Cobalt	0.18	0.18	0.0015	mg/Kg		B	2	6020A
7440-47-3	Chromium	6.9	0.36	0.055	mg/Kg		B	2	6020A
7440-50-8	Copper	2.9	0.36	0.088	mg/Kg		B	2	6020A
7439-89-6	Iron	820	18	2.9	mg/Kg		B	2	6020A
7440-09-7	Potassium	680	180	4.5	mg/Kg		B	2	6020A
7439-95-4	Magnesium	16000	180	3.6	mg/Kg		B	2	6020A
7439-96-5	Manganese	1900	4.5	0.55	mg/Kg		B	10	6020A
7440-23-5	Sodium	1100	180	7.9	mg/Kg		B	2	6020A
7440-02-0	Nickel	1.8	0.36	0.035	mg/Kg		B	2	6020A
7439-92-1	Lead	31	0.18	0.041	mg/Kg		B	2	6020A
7782-49-2	Selenium	1.5	0.91	0.036	mg/Kg		B	2	6020A
7440-62-2	Vanadium	23	0.91	0.034	mg/Kg			2	6020A
7440-66-6	Zinc	14	3.6	0.45	mg/Kg		B	2	6020A
7440-36-0	Antimony	0.22	0.36	0.013	mg/Kg	J	B	2	6020A
7440-28-0	Thallium	0.017	0.36	0.017	mg/Kg	U		2	6020A

2A-IN
CALIBRATION VERIFICATIONS
METALS

Lab Name: TestAmerica Canton Job No.: 240-70382-1

SDG No.:

ICV Source: MT6500ICV_00034 Concentration Units: ug/L

CCV Source: MTICPCCV_00079

Analyte	ICV 240-250359/4 10/07/2016 08:40				CCV 240-250359/42 10/07/2016 11:20				CCV 240-250359/54 10/07/2016 12:11			
	Found	C	True	%R	Found	C	True	%R	Found	C	True	%R
Aluminum	12800		12500	102	25200		25000	101	25300		25000	101
Antimony	384		375	102	526		500	105	526		500	105
Arsenic	390		375	104	517		500	103	513		500	103
Barium	1490		1500	99	2030		2000	101	2040		2000	102
Beryllium	1510		1500	101	2080		2000	104	2090		2000	105
Cadmium	383		375	102	519		500	104	521		500	104
Calcium	24600		25000	99	50600		50000	101	50800		50000	102
Chromium	1500		1500	100	2050		2000	102	2050		2000	102
Cobalt	1480		1500	99	2040		2000	102	2040		2000	102
Copper	1500		1500	100	2080		2000	104	2080		2000	104
Iron	12900		12500	103	26100		25000	104	26200		25000	105
Lead	379		375	101	497		500	99	495		500	99
Magnesium	26000		25000	104	52500		50000	105	52800		50000	106
Manganese	1530		1500	102	2110		2000	106	2110		2000	106
Nickel	1510		1500	101	2040		2000	102	2030		2000	102
Potassium	25100		25000	101	49100		50000	98	49100		50000	98
Selenium	386		375	103	519		500	104	516		500	103
Silver	756		750	101	1030		1000	103	1030		1000	103
Sodium	25400		25000	102	49100		50000	98	49300		50000	99
Thallium	754		750	101	1020		1000	102	1020		1000	102
Vanadium	1540		1500	102	1970		2000	99	1970		2000	99
Zinc	1540		1500	102	2080		2000	104	2070		2000	104

Note! Calculations are performed before rounding to avoid round-off errors in calculated results.
Italicized analytes were not requested for this sequence.

2A-IN
CALIBRATION VERIFICATIONS
METALS

Lab Name: TestAmerica Canton Job No.: 240-70382-1

SDG No.:

ICV Source: MT6500ICV_00034 Concentration Units: ug/L

CCV Source: MTICPCCV_00079

Analyte	CCV 240-250359/66 10/07/2016 13:02											
	Found	C	True	%R	Found	C	True	%R	Found	C	True	%R
Aluminum	25200		25000	101								
Antimony	526		500	105								
Arsenic	516		500	103								
Barium	2020		2000	101								
Beryllium	2080		2000	104								
Cadmium	523		500	105								
Calcium	50500		50000	101								
Chromium	2040		2000	102								
Cobalt	2050		2000	102								
Copper	2070		2000	104								
Iron	26000		25000	104								
Lead	497		500	99								
Magnesium	52500		50000	105								
Manganese	2090		2000	104								
Nickel	2050		2000	102								
Potassium	48800		50000	98								
Selenium	514		500	103								
Silver	1020		1000	102								
Sodium	49000		50000	98								
Thallium	1020		1000	102								
Vanadium	1970		2000	99								
Zinc	2080		2000	104								

Note! Calculations are performed before rounding to avoid round-off errors in calculated results.
Italicized analytes were not requested for this sequence.

Lab Name: TestAmerica Canton Job No.: 240-70382-1

SDG No.:

ICV Source: MT6500ICV_00034 Concentration Units: ug/L

CCV Source: MTICPCCV_00079

Analyte	ICV 240-250625/4 10/10/2016 09:34				CCV 240-250625/64 10/10/2016 17:47				CCV 240-250625/74 10/10/2016 18:30			
	Found	C	True	%R	Found	C	True	%R	Found	C	True	%R
Arsenic	389		375	104	505		500	101	521		500	104
Calcium	24400		25000	98	50300		50000	101	50700		50000	101
Copper	1480		1500	99	1880		2000	94	2010		2000	100
Manganese	1520		1500	101	1860		2000	93	2030		2000	102
Selenium	381		375	102	509		500	102	521		500	104
Thallium	748		750	100	951		1000	95	971		1000	97
Aluminum	12700		12500	101	24700		25000	99	25100		25000	100
Antimony	378		375	101	516		500	103	529		500	106
Barium	1480		1500	99	1990		2000	99	2050		2000	102
Beryllium	1500		1500	100	1910		2000	95	2030		2000	102
Cadmium	379		375	101	531		500	106	543		500	109
Chromium	1480		1500	99	1980		2000	99	2050		2000	103
Cobalt	1480		1500	98	1940		2000	97	1960		2000	98
Iron	12800		12500	102	24000		25000	96	25000		25000	100
Lead	372		375	99	487		500	97	494		500	99
Magnesium	25700		25000	103	48200		50000	96	50500		50000	101
Nickel	1510		1500	101	2070		2000	104	2090		2000	105
Potassium	24600		25000	98	47300		50000	95	46700		50000	93
Silver	750		750	100	957		1000	96	1010		1000	101
Sodium	25000		25000	100	47000		50000	94	50000		50000	100
Vanadium	1550		1500	103	2010		2000	101	2010		2000	101
Zinc	1540		1500	102	2020		2000	101	2040		2000	102

Note! Calculations are performed before rounding to avoid round-off errors in calculated results.
Italicized analytes were not requested for this sequence.

2A-IN
CALIBRATION VERIFICATIONS
METALS

Lab Name: TestAmerica Canton Job No.: 240-70382-1

SDG No.:

ICV Source: MT6500ICV_00034 Concentration Units: ug/L

CCV Source: MTICPCCV_00079

Analyte	CCV 240-250625/86 10/10/2016 19:23				CCV 240-250625/98 10/10/2016 20:15							
	Found	C	True	%R	Found	C	True	%R	Found	C	True	%R
Arsenic	520		500	104	518		500	104				
Calcium	50700		50000	101	50600		50000	101				
Copper	2020		2000	101	2020		2000	101				
Manganese	2080		2000	104	2070		2000	103				
Selenium	521		500	104	519		500	104				
Thallium	971		1000	97	967		1000	97				
Aluminum	25200		25000	101	25100		25000	100				
Antimony	526		500	105	531		500	106				
Barium	2050		2000	102	2040		2000	102				
Beryllium	2050		2000	103	2050		2000	102				
Cadmium	544		500	109	544		500	109				
Chromium	2060		2000	103	2060		2000	103				
Cobalt	1960		2000	98	1960		2000	98				
Iron	25200		25000	101	25100		25000	100				
Lead	495		500	99	494		500	99				
Magnesium	51200		50000	102	51200		50000	102				
Nickel	2080		2000	104	2080		2000	104				
Potassium	46700		50000	93	46500		50000	93				
Silver	1020		1000	102	1010		1000	101				
Sodium	50900		50000	102	50800		50000	102				
Vanadium	2010		2000	100	2000		2000	100				
Zinc	2040		2000	102	2030		2000	101				

Note! Calculations are performed before rounding to avoid round-off errors in calculated results.
Italicized analytes were not requested for this sequence.

2A-IN
CALIBRATION VERIFICATIONS
METALS

Lab Name: TestAmerica Canton Job No.: 240-70382-1

SDG No.:

ICV Source: MTMSICVW_00072 Concentration Units: ug/L

CCV Source: MTMSCAL2CCVW_00178

Analyte	ICV 240-251645/7 10/14/2016 15:07				CCV 240-251645/81 10/14/2016 20:25				CCV 240-251645/93 10/14/2016 21:15			
	Found	C	True	%R	Found	C	True	%R	Found	C	True	%R
Aluminum	201		200	100	251		250	100	269		250	108
Antimony	40.0		40.0	100	51.1		50.0	102	52.4		50.0	105
Arsenic	40.7		40.0	102	46.7		50.0	93	47.5		50.0	95
Barium	40.1		40.0	100	51.3		50.0	103	52.6		50.0	105
Beryllium	37.8		40.0	94	49.6		50.0	99	46.8		50.0	94
Cadmium	40.8		40.0	102	50.2		50.0	100	51.1		50.0	102
Calcium	20100		20000	101	25000		25000	100	25300		25000	101
Chromium	40.3		40.0	101	49.3		50.0	99	50.1		50.0	100
Cobalt	40.2		40.0	101	50.6		50.0	101	51.4		50.0	103
Copper	41.1		40.0	103	50.8		50.0	102	52.1		50.0	104
Iron	9990		10000	100	12600		12500	100	12500		12500	100
Lead	39.1		40.0	98	49.5		50.0	99	50.2		50.0	100
Magnesium	20100		20000	101	24100		25000	96	24200		25000	97
Manganese	201		200	100	253		250	101	257		250	103
Nickel	40.8		40.0	102	50.8		50.0	102	51.2		50.0	102
Potassium	20100		20000	100	24200		25000	97	24300		25000	97
Selenium	41.4		40.0	104	48.2		50.0	96	48.5		50.0	97
Silver	39.4		40.0	99	50.1		50.0	100	49.8		50.0	100
Sodium	20000		20000	100	23500		25000	94	23700		25000	95
Thallium	36.5		40.0	91	46.5		50.0	93	47.1		50.0	94
Vanadium	40.3		40.0	101	48.6		50.0	97	49.7		50.0	99
Zinc	41.3		40.0	103	48.8		50.0	98	47.9		50.0	96

Note! Calculations are performed before rounding to avoid round-off errors in calculated results.
Italicized analytes were not requested for this sequence.

2A-IN
CALIBRATION VERIFICATIONS
METALS

Lab Name: TestAmerica Canton Job No.: 240-70382-1

SDG No.:

ICV Source: MTMSICVW_00072 Concentration Units: ug/L

CCV Source: MTMSCAL2CCVW_00178

Analyte	CCV 240-251645/105 10/14/2016 22:06											
	Found	C	True	%R	Found	C	True	%R	Found	C	True	%R
Aluminum	253		250	101								
Antimony	52.9		50.0	106								
Arsenic	47.9		50.0	96								
Barium	53.8		50.0	108								
Beryllium	47.0		50.0	94								
Cadmium	51.1		50.0	102								
Calcium	25500		25000	102								
Chromium	50.3		50.0	101								
Cobalt	52.0		50.0	104								
Copper	52.2		50.0	104								
Iron	12600		12500	101								
Lead	50.4		50.0	101								
Magnesium	24100		25000	96								
Manganese	260		250	104								
Nickel	52.0		50.0	104								
Potassium	24400		25000	98								
Selenium	48.0		50.0	96								
Silver	50.7		50.0	101								
Sodium	23300		25000	93								
Thallium	46.8		50.0	94								
Vanadium	50.1		50.0	100								
Zinc	48.0		50.0	96								

Note! Calculations are performed before rounding to avoid round-off errors in calculated results.
Italicized analytes were not requested for this sequence.

2A-IN
CALIBRATION VERIFICATIONS
METALS

Lab Name: TestAmerica Canton Job No.: 240-70382-1

SDG No.:

ICV Source: MTMSICVW_00072 Concentration Units: ug/L

CCV Source: MTMSCAL2CCVW_00179

Analyte	ICV 240-251858/7 10/17/2016 14:48				CCV 240-251858/118 10/17/2016 22:56				CCV 240-251858/130 10/17/2016 23:47			
	Found	C	True	%R	Found	C	True	%R	Found	C	True	%R
Calcium	20300		20000	101	24600		25000	98	24800		25000	99
Manganese	202		200	101	248		250	99	251		250	100
Aluminum	204		200	102	251		250	100	257		250	103
Antimony	40.5		40.0	101	52.0		50.0	104	51.7		50.0	103
Arsenic	40.5		40.0	101	48.4		50.0	97	48.8		50.0	98
Barium	39.5		40.0	99	50.4		50.0	101	50.7		50.0	101
Beryllium	39.4		40.0	99	47.3		50.0	95	47.6		50.0	95
Cadmium	40.5		40.0	101	51.0		50.0	102	51.5		50.0	103
Chromium	40.8		40.0	102	50.5		50.0	101	50.2		50.0	100
Cobalt	40.8		40.0	102	50.7		50.0	101	50.4		50.0	101
Copper	41.7		40.0	104	51.6		50.0	103	51.6		50.0	103
Iron	10200		10000	102	12700		12500	101	12600		12500	101
Lead	40.7		40.0	102	50.8		50.0	102	51.0		50.0	102
Magnesium	20600		20000	103	24800		25000	99	24800		25000	99
Nickel	40.3		40.0	101	47.1		50.0	94	47.5		50.0	95
Potassium	20300		20000	101	24600		25000	99	24600		25000	98
Selenium	42.3		40.0	106	50.3		50.0	101	50.7		50.0	101
Silver	40.3		40.0	101	50.1		50.0	100	50.4		50.0	101
Sodium	20200		20000	101	24600		25000	98	24600		25000	98
Thallium	39.9		40.0	100	49.8		50.0	100	50.4		50.0	101
Vanadium	41.3		40.0	103	49.7		50.0	99	50.2		50.0	100
Zinc	41.7		40.0	104	52.4		50.0	105	52.1		50.0	104

Note! Calculations are performed before rounding to avoid round-off errors in calculated results.
Italicized analytes were not requested for this sequence.

2A-IN
CALIBRATION VERIFICATIONS
METALS

Lab Name: TestAmerica Canton Job No.: 240-70382-1

SDG No.:

ICV Source: MTMSICVW_00072 Concentration Units: ug/L

CCV Source: MTMSCAL2CCVW_00179

Analyte	CCV 240-251858/141 10/18/2016 00:34											
	Found	C	True	%R	Found	C	True	%R	Found	C	True	%R
Calcium	24800		25000	99								
Manganese	250		250	100								
Aluminum	253		250	101								
Antimony	51.0		50.0	102								
Arsenic	47.9		50.0	96								
Barium	50.5		50.0	101								
Beryllium	48.8		50.0	98								
Cadmium	50.4		50.0	101								
Chromium	50.2		50.0	100								
Cobalt	50.4		50.0	101								
Copper	51.4		50.0	103								
Iron	12600		12500	101								
Lead	51.2		50.0	102								
Magnesium	24700		25000	99								
Nickel	47.8		50.0	96								
Potassium	24800		25000	99								
Selenium	48.6		50.0	97								
Silver	50.5		50.0	101								
Sodium	24200		25000	97								
Thallium	50.5		50.0	101								
Vanadium	49.5		50.0	99								
Zinc	52.3		50.0	105								

Note! Calculations are performed before rounding to avoid round-off errors in calculated results.
Italicized analytes were not requested for this sequence.

Lab Name: TestAmerica Canton Job No.: 240-70382-1

SDG No.:

ICV Source: MTMSICVW_00072 Concentration Units: ug/L

CCV Source: MTMSCAL2CCVW_00181

Analyte	ICV 240-254132/7 11/02/2016 09:32				CCV 240-254132/69 11/02/2016 13:57				CCV 240-254132/72 11/02/2016 14:10			
	Found	C	True	%R	Found	C	True	%R	Found	C	True	%R
Manganese	211		200	105	262		250	105	257		250	103
Aluminum	207		200	103	249		250	100	246		250	98
Antimony	42.0		40.0	105	53.8		50.0	108	52.6		50.0	105
Arsenic	40.0		40.0	100	48.1		50.0	96	48.5		50.0	97
Barium	39.6		40.0	99	52.1		50.0	104	51.3		50.0	103
Beryllium	39.6		40.0	99	50.1		50.0	100	48.8		50.0	98
Cadmium	41.0		40.0	102	51.5		50.0	103	50.5		50.0	101
Calcium	20900		20000	104	25500		25000	102	25400		25000	102
Chromium	41.9		40.0	105	51.8		50.0	104	50.8		50.0	102
Cobalt	41.9		40.0	105	52.3		50.0	105	51.3		50.0	103
Copper	42.5		40.0	106	52.6		50.0	105	51.4		50.0	103
Iron	10300		10000	103	13000		12500	104	12700		12500	101
Lead	40.4		40.0	101	50.9		50.0	102	50.6		50.0	101
Magnesium	20800		20000	104	25100		25000	100	25100		25000	100
Nickel	42.5		40.0	106	51.9		50.0	104	50.4		50.0	101
Potassium	20900		20000	105	25500		25000	102	25400		25000	102
Selenium	40.3		40.0	101	47.1		50.0	94	48.7		50.0	97
Silver	40.8		40.0	102	51.3		50.0	103	51.1		50.0	102
Sodium	20600		20000	103	24900		25000	100	25100		25000	100
Thallium	38.1		40.0	95	48.5		50.0	97	47.7		50.0	95
Vanadium	42.0		40.0	105	51.4		50.0	103	50.1		50.0	100
Zinc	43.1		40.0	108	53.3		50.0	107	52.5		50.0	105

Note! Calculations are performed before rounding to avoid round-off errors in calculated results.
Italicized analytes were not requested for this sequence.

2B-IN
CRQL CHECK STANDARD
METALS

Lab Name: TestAmerica Canton Job No.: 240-70382-1

SDG No.:

Method: 6010C Instrument ID: I9

Lab Sample ID: CRI 240-250359/6 Concentration Units: ug/L

CRQL Check Standard Source: MTTRCRIC_00040

Analyte	CRQL Check Standard				
	True	Found	Qualifiers	%R(1)	Limits
Aluminum	200	191	J	95	70-130
Silver	10.0	10.0		100	70-130
Barium	200	199	J	100	70-130
Beryllium	5.00	4.99	J	100	70-130
Calcium	5000	5130		103	70-130
Cadmium	5.00	5.06		101	70-130
Cobalt	10.0	9.73	J	97	70-130
Chromium	10.0	10.2		102	70-130
Copper	20.0	19.5	J	97	70-130
Iron	200	211		105	70-130
Potassium	5000	4940	J	99	70-130
Magnesium	5000	5300		106	70-130
Manganese	15.0	15.6		104	70-130
Sodium	5000	5020		100	70-130
Nickel	40.0	38.5	J	96	70-130
Antimony	20.0	19.8	J	99	70-130
Vanadium	10.0	11.5		115	70-130
Zinc	50.0	47.6	J	95	70-130
Arsenic	15.0	15.0		100	70-130
Lead	10.0	11.4		114	70-130
Selenium	20.0	18.0	J	90	70-130
Thallium	20.0	19.3	J	97	70-130

Lab Sample ID: CRI 240-250359/65 Concentration Units: ug/L

CRQL Check Standard Source: MTTRCRIC_00040

Analyte	CRQL Check Standard				
	True	Found	Qualifiers	%R(1)	Limits
Aluminum	200	200		100	70-130
Silver	10.0	9.54	J	95	70-130
Barium	200	197	J	99	70-130
Beryllium	5.00	5.05		101	70-130
Calcium	5000	4980	J	100	70-130
Cadmium	5.00	5.12		102	70-130
Cobalt	10.0	9.45	J	94	70-130
Chromium	10.0	10.2		102	70-130

Note! Calculations are performed before rounding to avoid round-off errors in calculated results.

FORM IIB-IN

2B-IN
CRQL CHECK STANDARD
METALS

Lab Name: TestAmerica Canton Job No.: 240-70382-1

SDG No.:

Method: 6010C Instrument ID: I9

Lab Sample ID: CRI 240-250359/65 Concentration Units: ug/L

CRQL Check Standard Source: MTTRCRIC_00040

Analyte	CRQL Check Standard				
	True	Found	Qualifiers	%R(1)	Limits
Copper	20.0	19.6	J	98	70-130
Iron	200	208		104	70-130
Potassium	5000	4650	J	93	70-130
Magnesium	5000	5320		106	70-130
Manganese	15.0	16.1		107	70-130
Sodium	5000	4700	J	94	70-130
Nickel	40.0	38.8	J	97	70-130
Antimony	20.0	20.2		101	70-130
Vanadium	10.0	10.5		105	70-130
Zinc	50.0	47.2	J	94	70-130
Arsenic	15.0	15.9		106	70-130
Lead	10.0	10.4		104	70-130
Selenium	20.0	17.8	J	89	70-130
Thallium	20.0	19.2	J	96	70-130

Lab Sample ID: CRI 240-250625/6 Concentration Units: ug/L

CRQL Check Standard Source: MTTRCRIC_00040

Analyte	CRQL Check Standard				
	True	Found	Qualifiers	%R(1)	Limits
Aluminum	200	227		113	70-130
Silver	10.0	9.91	J	99	70-130
Barium	200	197	J	98	70-130
Beryllium	5.00	4.93	J	99	70-130
Calcium	5000	5030		101	70-130
Cadmium	5.00	4.96	J	99	70-130
Cobalt	10.0	9.95	J	99	70-130
Chromium	10.0	9.97	J	100	70-130
Copper	20.0	19.7	J	99	70-130
Iron	200	205		102	70-130
Potassium	5000	4780	J	96	70-130
Magnesium	5000	5190		104	70-130
Manganese	15.0	15.3		102	70-130
Sodium	5000	4910	J	98	70-130
Nickel	40.0	39.0	J	97	70-130
Antimony	20.0	20.7		103	70-130

Note! Calculations are performed before rounding to avoid round-off errors in calculated results.

FORM IIB-IN

2B-IN
CRQL CHECK STANDARD
METALS

Lab Name: TestAmerica Canton Job No.: 240-70382-1

SDG No.:

Method: 6010C Instrument ID: I9

Lab Sample ID: CRI 240-250625/6 Concentration Units: ug/L

CRQL Check Standard Source: MTTRCRIC_00040

Analyte	CRQL Check Standard				
	True	Found	Qualifiers	%R(1)	Limits
Vanadium	10.0	11.2		112	70-130
Zinc	50.0	48.2	J	96	70-130
Arsenic	15.0	14.5	J	97	70-130
Lead	10.0	10.0		100	70-130
Selenium	20.0	20.4		102	70-130
Thallium	20.0	20.1		101	70-130

Lab Sample ID: CRI 240-250625/107 Concentration Units: ug/L

CRQL Check Standard Source: MTTRCRIC_00040

Analyte	CRQL Check Standard				
	True	Found	Qualifiers	%R(1)	Limits
Aluminum	200	248		124	70-130
Silver	10.0	9.87	J	99	70-130
Barium	200	196	J	98	70-130
Beryllium	5.00	5.01		100	70-130
Calcium	5000	4970	J	99	70-130
Cadmium	5.00	5.36		107	70-130
Cobalt	10.0	9.17	J	92	70-130
Chromium	10.0	10.1		101	70-130
Copper	20.0	20.3	J	102	70-130
Iron	200	201		100	70-130
Potassium	5000	4320	J	86	70-130
Magnesium	5000	5170		103	70-130
Manganese	15.0	15.6		104	70-130
Sodium	5000	4890	J	98	70-130
Nickel	40.0	38.9	J	97	70-130
Antimony	20.0	20.0		100	70-130
Vanadium	10.0	10.7		107	70-130
Zinc	50.0	46.4	J	93	70-130
Arsenic	15.0	15.4		102	70-130
Lead	10.0	9.84	J	98	70-130
Selenium	20.0	20.0		100	70-130
Thallium	20.0	19.5	J	97	70-130

Note! Calculations are performed before rounding to avoid round-off errors in calculated results.

FORM IIB-IN

2B-IN
CRQL CHECK STANDARD
METALS

Lab Name: TestAmerica Canton Job No.: 240-70382-1

SDG No.:

Method: 6020A Instrument ID: I10

Lab Sample ID: CRI 240-251645/9 Concentration Units: ug/L

CRQL Check Standard Source: MTMSCRI6020AW_00044

Analyte	CRQL Check Standard				
	True	Found	Qualifiers	%R(1)	Limits
Silver	1.00	1.03		103	70-130
Aluminum	50.0	47.5	J	95	70-130
Arsenic	5.00	4.96	J	99	70-130
Barium	5.00	4.92	J	98	70-130
Beryllium	1.00	0.769	J	77	70-130
Calcium	1000	1010		101	70-130
Cadmium	1.00	1.02		102	70-130
Cobalt	1.00	1.07		107	70-130
Chromium	2.00	2.03		102	70-130
Copper	2.00	2.16		108	70-130
Iron	100	116		116	70-130
Potassium	1000	1030		103	70-130
Magnesium	1000	1050		105	70-130
Manganese	5.00	5.04		101	70-130
Sodium	1000	1010		101	70-130
Nickel	2.00	2.07		103	70-130
Lead	1.00	1.01		101	70-130
Selenium	5.00	5.27		105	70-130
Vanadium	5.00	4.94	J	99	70-130
Zinc	20.0	20.0		100	70-130
Antimony	2.00	1.99	J	99	70-130
Thallium	1.00	0.940	J	94	70-130

Lab Sample ID: CRI 240-251645/109 Concentration Units: ug/L

CRQL Check Standard Source: MTMSCRI6020AW_00044

Analyte	CRQL Check Standard				
	True	Found	Qualifiers	%R(1)	Limits
Silver	1.00	1.03		103	70-130
Aluminum	50.0	47.3	J	95	70-130
Arsenic	5.00	4.58	J	92	70-130
Barium	5.00	5.13		103	70-130
Beryllium	1.00	0.761	J	76	70-130
Calcium	1000	1010		101	70-130
Cadmium	1.00	1.01		101	70-130
Cobalt	1.00	1.07		107	70-130

Note! Calculations are performed before rounding to avoid round-off errors in calculated results.

FORM IIB-IN

2B-IN
CRQL CHECK STANDARD
METALS

Lab Name: TestAmerica Canton Job No.: 240-70382-1

SDG No.:

Method: 6020A Instrument ID: I10

Lab Sample ID: CRI 240-251645/109 Concentration Units: ug/L

CRQL Check Standard Source: MTMSCRI6020AW_00044

Analyte	CRQL Check Standard				
	True	Found	Qualifiers	%R(1)	Limits
Chromium	2.00	1.96	J	98	70-130
Copper	2.00	2.18		109	70-130
Iron	100	116		116	70-130
Potassium	1000	1010		101	70-130
Magnesium	1000	1010		101	70-130
Manganese	5.00	5.23		105	70-130
Sodium	1000	969	J	97	70-130
Nickel	2.00	2.05		103	70-130
Lead	1.00	1.05		105	70-130
Selenium	5.00	4.97	J	99	70-130
Vanadium	5.00	4.96	J	99	70-130
Zinc	20.0	19.0	J	95	70-130
Antimony	2.00	2.06		103	70-130
Thallium	1.00	0.970	J	97	70-130

Lab Sample ID: CRI 240-251858/9 Concentration Units: ug/L

CRQL Check Standard Source: MTMSCRI6020AW_00046

Analyte	CRQL Check Standard				
	True	Found	Qualifiers	%R(1)	Limits
Silver	1.00	1.10		110	70-130
Aluminum	50.0	48.5	J	97	70-130
Arsenic	5.00	4.92	J	98	70-130
Barium	5.00	5.08		102	70-130
Beryllium	1.00	0.912	J	91	70-130
Calcium	1000	978	J	98	70-130
Cadmium	1.00	0.997	J	100	70-130
Cobalt	1.00	1.04		104	70-130
Chromium	2.00	1.97	J	99	70-130
Copper	2.00	2.11		105	70-130
Iron	100	114		114	70-130
Potassium	1000	1000		100	70-130
Magnesium	1000	1020		102	70-130
Manganese	5.00	5.16		103	70-130
Sodium	1000	982	J	98	70-130
Nickel	2.00	1.95	J	97	70-130

Note! Calculations are performed before rounding to avoid round-off errors in calculated results.

FORM IIB-IN

2B-IN
CRQL CHECK STANDARD
METALS

Lab Name: TestAmerica Canton Job No.: 240-70382-1

SDG No.:

Method: 6020A Instrument ID: I10

Lab Sample ID: CRI 240-251858/9 Concentration Units: ug/L

CRQL Check Standard Source: MTMSCRI6020AW_00046

Analyte	CRQL Check Standard				
	True	Found	Qualifiers	%R(1)	Limits
Lead	1.00	1.04		104	70-130
Selenium	5.00	5.21		104	70-130
Vanadium	5.00	4.89	J	98	70-130
Zinc	20.0	21.3		107	70-130
Antimony	2.00	1.93	J	97	70-130
Thallium	1.00	1.04	J	104	70-130

Lab Sample ID: CRI 240-251858/143 Concentration Units: ug/L

CRQL Check Standard Source: MTMSCRI6020AW_00046

Analyte	CRQL Check Standard				
	True	Found	Qualifiers	%R(1)	Limits
Silver	1.00	1.05		105	70-130
Aluminum	50.0	49.7	J	99	70-130
Arsenic	5.00	4.72	J	94	70-130
Barium	5.00	4.86	J	97	70-130
Beryllium	1.00	1.01		101	70-130
Calcium	1000	1010		101	70-130
Cadmium	1.00	1.02		102	70-130
Cobalt	1.00	1.05		105	70-130
Chromium	2.00	1.94	J	97	70-130
Copper	2.00	2.13		106	70-130
Iron	100	116		116	70-130
Potassium	1000	1010		101	70-130
Magnesium	1000	1030		103	70-130
Manganese	5.00	5.27		105	70-130
Sodium	1000	994	J	99	70-130
Nickel	2.00	1.80	J	90	70-130
Lead	1.00	1.08		108	70-130
Selenium	5.00	5.25		105	70-130
Vanadium	5.00	4.88	J	98	70-130
Zinc	20.0	22.3		112	70-130
Antimony	2.00	1.96	J	98	70-130
Thallium	1.00	1.06	J	106	70-130

Note! Calculations are performed before rounding to avoid round-off errors in calculated results.

FORM IIB-IN

2B-IN
CRQL CHECK STANDARD
METALS

Lab Name: TestAmerica Canton Job No.: 240-70382-1

SDG No.:

Method: 6020A Instrument ID: I10

Lab Sample ID: CRI 240-254132/9 Concentration Units: ug/L

CRQL Check Standard Source: MTMSCRI6020AW_00047

Analyte	CRQL Check Standard				
	True	Found	Qualifiers	%R(1)	Limits
Silver	1.00	1.01		101	70-130
Aluminum	50.0	50.2		100	70-130
Arsenic	5.00	4.65	J	93	70-130
Barium	5.00	4.89	J	98	70-130
Beryllium	1.00	0.981	J	98	70-130
Calcium	1000	1030		103	70-130
Cadmium	1.00	0.992	J	99	70-130
Cobalt	1.00	1.09		109	70-130
Chromium	2.00	2.06		103	70-130
Copper	2.00	2.14		107	70-130
Iron	100	117		117	70-130
Potassium	1000	1060		106	70-130
Magnesium	1000	1080		108	70-130
Manganese	5.00	5.13		103	70-130
Sodium	1000	1070		107	70-130
Nickel	2.00	2.14		107	70-130
Lead	1.00	1.01		101	70-130
Selenium	5.00	5.41		108	70-130
Vanadium	5.00	5.08		102	70-130
Zinc	20.0	20.8		104	70-130
Antimony	2.00	2.08		104	70-130
Thallium	1.00	0.980	J	98	70-130

Lab Sample ID: CRI 240-254132/74 Concentration Units: ug/L

CRQL Check Standard Source: MTMSCRI6020AW_00047

Analyte	CRQL Check Standard				
	True	Found	Qualifiers	%R(1)	Limits
Silver	1.00	1.01		101	70-130
Aluminum	50.0	50.4		101	70-130
Arsenic	5.00	4.50	J	90	70-130
Barium	5.00	4.93	J	99	70-130
Beryllium	1.00	0.840	J	84	70-130
Calcium	1000	1060		106	70-130
Cadmium	1.00	1.03		103	70-130
Cobalt	1.00	1.04		104	70-130

Note! Calculations are performed before rounding to avoid round-off errors in calculated results.

FORM IIB-IN

2B-IN
CRQL CHECK STANDARD
METALS

Lab Name: TestAmerica Canton Job No.: 240-70382-1

SDG No.:

Method: 6020A Instrument ID: I10

Lab Sample ID: CRI 240-254132/74 Concentration Units: ug/L

CRQL Check Standard Source: MTMSCRI6020AW_00047

Analyte	CRQL Check Standard				
	True	Found	Qualifiers	%R(1)	Limits
Chromium	2.00	2.03		101	70-130
Copper	2.00	2.17		109	70-130
Iron	100	118		118	70-130
Potassium	1000	1060		106	70-130
Magnesium	1000	1090		109	70-130
Manganese	5.00	5.43		109	70-130
Sodium	1000	1060		106	70-130
Nickel	2.00	1.66	J	83	70-130
Lead	1.00	1.04		104	70-130
Selenium	5.00	5.27		105	70-130
Vanadium	5.00	5.04		101	70-130
Zinc	20.0	21.6		108	70-130
Antimony	2.00	2.01		101	70-130
Thallium	1.00	0.984	J	98	70-130

Note! Calculations are performed before rounding to avoid round-off errors in calculated results.

FORM IIB-IN

3-IN
INSTRUMENT BLANKS
METALS

Lab Name: TestAmerica Canton Job No.: 240-70382-1

SDG No.:

Concentration Units: ug/L

Analyte	RL	ICB 240-250359/5 10/07/2016 08:44		CCB 240-250359/43 10/07/2016 11:24		CCB 240-250359/55 10/07/2016 12:15		CCB 240-250359/67 10/07/2016 13:06	
		Found	C	Found	C	Found	C	Found	C
Aluminum	200	40	U	40	U	40	U	40	U
Antimony	20	3.1	U	3.1	U	3.1	U	3.1	U
Arsenic	15	3.3	U	3.3	U	3.3	U	3.3	U
Barium	200	2.4	U	2.4	U	2.4	U	2.4	U
Beryllium	5.0	0.21	U	0.21	U	0.21	U	0.21	U
Cadmium	5.0	0.29	U	0.29	U	0.29	U	0.29	U
Calcium	5000	710	U	710	U	710	U	710	U
Chromium	10	0.55	U	0.55	U	0.55	U	0.55	U
Cobalt	10	0.84	U	0.84	U	0.84	U	0.84	U
Copper	25	3.9	U	3.9	U	3.9	U	3.9	U
Iron	200	25	U	25	U	25	U	25	U
Lead	10	1.9	U	1.9	U	1.9	U	1.9	U
Magnesium	5000	230	U	230	U	230	U	230	U
Manganese	15	5.1	U	5.1	U	5.1	U	5.1	U
Nickel	40	1.6	U	1.6	U	1.6	U	1.6	U
Potassium	5000	70	U	70	U	70	U	70	U
Selenium	20	5.1	U	5.1	U	5.1	U	5.1	U
Silver	10	0.92	U	0.92	U	0.92	U	0.92	U
Sodium	5000	330	U	330	U	330	U	330	U
Thallium	20	2.1	U	2.1	U	2.1	U	2.1	U
Vanadium	10	4.4	U	4.4	U	4.4	U	4.4	U
Zinc	50	16	U	16	U	16	U	16	U

Italicized analytes were not requested for this sequence.

3-IN
INSTRUMENT BLANKS
METALS

Lab Name: TestAmerica Canton Job No.: 240-70382-1

SDG No.:

Concentration Units: ug/L

Analyte	RL	ICB 240-250625/5 10/10/2016 09:38		CCB 240-250625/65 10/10/2016 17:51		CCB 240-250625/75 10/10/2016 18:34		CCB 240-250625/87 10/10/2016 19:27	
		Found	C	Found	C	Found	C	Found	C
Arsenic	15	3.3	U	3.3	U	3.3	U	3.3	U
Calcium	5000	710	U	710	U	710	U	710	U
Copper	25	3.9	U	3.9	U	3.9	U	3.9	U
Manganese	15	5.1	U	5.1	U	5.1	U	5.1	U
Selenium	20	5.1	U	5.1	U	5.1	U	5.1	U
Thallium	20	2.1	U	2.1	U	2.1	U	2.1	U
Aluminum	200	40	U	76.8	J	57.1	J	40	U
Antimony	20	3.1	U	3.1	U	3.1	U	3.1	U
Barium	200	2.4	U	2.4	U	2.4	U	2.4	U
Beryllium	5.0	0.286	J	0.234	J	0.341	J	0.350	J
Cadmium	5.0	0.29	U	0.29	U	0.29	U	0.29	U
Chromium	10	0.55	U	0.55	U	0.55	U	0.55	U
Cobalt	10	0.84	U	0.84	U	0.84	U	0.84	U
Iron	200	25	U	25	U	25	U	25	U
Lead	10	1.9	U	1.9	U	1.9	U	1.9	U
Magnesium	5000	230	U	230	U	230	U	230	U
Nickel	40	1.6	U	1.6	U	1.6	U	1.6	U
Potassium	5000	74.1	J	70	U	70	U	70	U
Silver	10	0.92	U	0.92	U	0.92	U	0.92	U
Sodium	5000	330	U	330	U	330	U	330	U
Vanadium	10	4.4	U	4.4	U	4.4	U	4.4	U
Zinc	50	16	U	16	U	16	U	16	U

Italicized analytes were not requested for this sequence.

3-IN
INSTRUMENT BLANKS
METALS

Lab Name: TestAmerica Canton Job No.: 240-70382-1

SDG No.:

Concentration Units: ug/L

Analyte	RL	CCB 240-250625/99 10/10/2016 20:19							
		Found	C	Found	C	Found	C	Found	C
Arsenic	15	3.3	U						
Calcium	5000	710	U						
Copper	25	3.9	U						
Manganese	15	5.1	U						
Selenium	20	5.1	U						
Thallium	20	2.1	U						
Aluminum	200	53.6	J						
Antimony	20	3.1	U						
Barium	200	2.4	U						
Beryllium	5.0	0.211	J						
Cadmium	5.0	0.29	U						
Chromium	10	0.55	U						
Cobalt	10	0.84	U						
Iron	200	25	U						
Lead	10	1.9	U						
Magnesium	5000	230	U						
Nickel	40	1.6	U						
Potassium	5000	70	U						
Silver	10	0.92	U						
Sodium	5000	330	U						
Vanadium	10	4.4	U						
Zinc	50	16	U						

Italicized analytes were not requested for this sequence.

3-IN
INSTRUMENT BLANKS
METALS

Lab Name: TestAmerica Canton Job No.: 240-70382-1

SDG No.:

Concentration Units: ug/L

Analyte	RL	ICB 240-251645/8 10/14/2016 15:11		CCB 240-251645/82 10/14/2016 20:29		CCB 240-251645/94 10/14/2016 21:19		CCB 240-251645/106 10/14/2016 22:10	
		Found	C	Found	C	Found	C	Found	C
Aluminum	50	9.0	U	9.0	U	9.0	U	9.0	U
Antimony	2.0	0.170	J	0.16	U	0.16	U	0.16	U
Arsenic	5.0	0.18	U	0.18	U	0.18	U	0.18	U
Barium	5.0	1.1	U	1.1	U	1.1	U	1.1	U
Beryllium	1.0	0.053	U	0.0870	J	0.053	U	0.053	U
Cadmium	1.0	0.061	U	0.061	U	0.061	U	0.061	U
Calcium	1000	240	U	240	U	240	U	240	U
Chromium	2.0	0.20	U	0.20	U	0.20	U	0.20	U
Cobalt	1.0	0.021	U	0.021	U	0.021	U	0.021	U
Copper	2.0	0.75	U	0.75	U	0.75	U	0.75	U
Iron	100	16	U	16	U	16	U	16	U
Lead	1.0	0.11	U	0.11	U	0.11	U	0.11	U
Magnesium	1000	48	U	48	U	48	U	48	U
Manganese	5.0	1.1	U	1.1	U	1.1	U	1.1	U
Nickel	2.0	0.23	U	0.23	U	0.23	U	0.23	U
Potassium	1000	30	U	30	U	30	U	30	U
Selenium	5.0	0.25	U	0.25	U	0.25	U	0.25	U
Silver	1.0	0.020	U	0.020	U	0.020	U	0.020	U
Sodium	1000	68	U	68	U	68	U	68	U
Thallium	2.0	0.074	U	0.074	U	0.074	U	0.074	U
Vanadium	5.0	0.23	U	0.23	U	0.23	U	0.23	U
Zinc	20	7.3	U	7.3	U	7.3	U	7.3	U

Italicized analytes were not requested for this sequence.

3-IN
INSTRUMENT BLANKS
METALS

Lab Name: TestAmerica Canton Job No.: 240-70382-1

SDG No.:

Concentration Units: ug/L

Analyte	RL	ICB 240-251858/8 10/17/2016 14:53		CCB 240-251858/119 10/17/2016 23:00		CCB 240-251858/131 10/17/2016 23:51		CCB 240-251858/142 10/18/2016 00:38	
		Found	C	Found	C	Found	C	Found	C
Calcium	1000	240	U	240	U	240	U	240	U
Manganese	5.0	1.1	U	1.1	U	1.1	U	1.1	U
Aluminum	50	9.0	U	9.0	U	9.0	U	9.0	U
Antimony	2.0	0.321	J	0.193	J	0.252	J	0.214	J
Arsenic	5.0	0.18	U	0.18	U	0.18	U	0.18	U
Barium	5.0	1.1	U	1.1	U	1.1	U	1.1	U
Beryllium	1.0	0.053	U	0.0880	J	0.125	J	0.109	J
Cadmium	1.0	0.061	U	0.061	U	0.061	U	0.061	U
Chromium	2.0	0.20	U	0.20	U	0.20	U	0.20	U
Cobalt	1.0	0.021	U	0.0260	J	0.0360	J	0.0280	J
Copper	2.0	0.75	U	0.75	U	0.75	U	0.75	U
Iron	100	16	U	16	U	19.4	J	19.5	J
Lead	1.0	0.11	U	0.11	U	0.11	U	0.11	U
Magnesium	1000	48	U	48	U	48	U	48	U
Nickel	2.0	0.23	U	0.23	U	0.23	U	0.23	U
Potassium	1000	30	U	30	U	30	U	30	U
Selenium	5.0	0.25	U	0.25	U	0.25	U	0.25	U
Silver	1.0	0.020	U	0.020	U	0.020	U	0.020	U
Sodium	1000	68	U	68	U	68	U	68	U
Thallium	2.0	0.074	U	0.074	U	0.074	U	0.074	U
Vanadium	5.0	0.23	U	0.23	U	0.23	U	0.23	U
Zinc	20	7.3	U	7.3	U	7.3	U	7.3	U

Italicized analytes were not requested for this sequence.

3-IN
INSTRUMENT BLANKS
METALS

Lab Name: TestAmerica Canton Job No.: 240-70382-1

SDG No.:

Concentration Units: ug/L

Analyte	RL	ICB 240-254132/8 11/02/2016 09:36		CCB 240-254132/70 11/02/2016 14:01		CCB 240-254132/73 11/02/2016 14:14			
		Found	C	Found	C	Found	C	Found	C
Manganese	5.0	1.1	U	1.1	U	1.1	U		
Aluminum	50	9.0	U	9.0	U	9.0	U		
Antimony	2.0	0.580	J	0.227	J	0.279	J		
Arsenic	5.0	0.18	U	0.18	U	0.18	U		
Barium	5.0	1.1	U	1.1	U	1.1	U		
Beryllium	1.0	0.053	U	0.053	U	0.053	U		
Cadmium	1.0	0.061	U	0.061	U	0.061	U		
Calcium	1000	240	U	240	U	240	U		
Chromium	2.0	0.20	U	0.20	U	0.20	U		
Cobalt	1.0	0.021	U	0.021	U	0.021	U		
Copper	2.0	0.75	U	0.75	U	0.75	U		
Iron	100	16	U	16	U	16	U		
Lead	1.0	0.11	U	0.11	U	0.11	U		
Magnesium	1000	48	U	48	U	48	U		
Nickel	2.0	0.23	U	0.23	U	0.23	U		
Potassium	1000	30	U	30	U	30	U		
Selenium	5.0	0.25	U	0.25	U	0.25	U		
Silver	1.0	0.020	U	0.020	U	0.020	U		
Sodium	1000	68	U	68	U	68	U		
Thallium	2.0	0.074	U	0.074	U	0.074	U		
Vanadium	5.0	0.23	U	0.23	U	0.23	U		
Zinc	20	7.3	U	7.59	J	7.63	J		

Italicized analytes were not requested for this sequence.

3-IN
METHOD BLANK
METALS

Lab Name: TestAmerica Canton Job No.: 240-70382-1

SDG No.:

Concentration Units: mg/Kg Lab Sample ID: MB 240-250171/1-A

Instrument Code: I9 Batch No.: 250359

CAS No.	Analyte	Concentration	C	Q	Method
7429-90-5	Aluminum	5.8	U		6010C
7440-22-4	Silver	0.063	U		6010C
7440-39-3	Barium	0.41	U		6010C
7440-41-7	Beryllium	0.026	U		6010C
7440-70-2	Calcium	32.5	J		6010C
7440-43-9	Cadmium	0.021	U		6010C
7440-48-4	Cobalt	0.047	U		6010C
7440-47-3	Chromium	0.0754	J		6010C
7440-50-8	Copper	0.23	U		6010C
7439-89-6	Iron	3.2	U		6010C
7440-09-7	Potassium	6.2	U		6010C
7439-95-4	Magnesium	11.0	J		6010C
7439-96-5	Manganese	0.131	J		6010C
7440-23-5	Sodium	19	U		6010C
7440-02-0	Nickel	0.080	U		6010C
7440-36-0	Antimony	0.48	U		6010C
7440-62-2	Vanadium	0.20	U		6010C
7440-66-6	Zinc	0.56	U		6010C
7440-38-2	Arsenic	0.41	U		6010C
7439-92-1	Lead	0.20	U		6010C
7782-49-2	Selenium	0.34	U		6010C
7440-28-0	Thallium	0.13	U		6010C

3-IN
METHOD BLANK
METALS

Lab Name: TestAmerica Canton Job No.: 240-70382-1

SDG No.:

Concentration Units: mg/Kg Lab Sample ID: MB 240-250171/1-A ^2

Instrument Code: I10 Batch No.: 251645

CAS No.	Analyte	Concentration	C	Q	Method
7440-22-4	Silver	0.0014	U		6020A
7429-90-5	Aluminum	4.60	J		6020A
7440-38-2	Arsenic	0.026	U		6020A
7440-39-3	Barium	0.22	U		6020A
7440-41-7	Beryllium	0.011	U		6020A
7440-70-2	Calcium	38.2	J		6020A
7440-43-9	Cadmium	0.00460	J		6020A
7440-48-4	Cobalt	0.00360	J		6020A
7440-47-3	Chromium	0.119	J		6020A
7440-50-8	Copper	0.142	J		6020A
7439-89-6	Iron	12.0	J		6020A
7440-09-7	Potassium	5.41	J		6020A
7439-95-4	Magnesium	11.1	J		6020A
7439-96-5	Manganese	1.06			6020A
7440-23-5	Sodium	15.0	J		6020A
7440-02-0	Nickel	0.0538	J		6020A
7439-92-1	Lead	0.331			6020A
7782-49-2	Selenium	0.106	J		6020A
7440-62-2	Vanadium	0.037	U		6020A
7440-66-6	Zinc	2.11	J		6020A
7440-36-0	Antimony	0.0504	J		6020A
7440-28-0	Thallium	0.019	U		6020A

4A-IN
INTERFERENCE CHECK STANDARD
METALS

Lab Name: TestAmerica Canton Job No.: 240-70382-1

SDG No.:

Lab Sample ID: ICSA 240-250359/8 Instrument ID: I9

Lab File ID: I9100716A.asc ICS Source: MTTRICSAW_00031

Concentration Units: ug/L

Analyte	True Solution A	Found Solution A	Percent Recovery
Aluminum	**500000**	**503830**	**101**
Antimony		**-4.27**	
Arsenic		**1.98**	
Barium		**0.0342**	
Beryllium		**-0.0009**	
Cadmium		**0.0128**	
Calcium	**500000**	**473280**	**95**
Chromium		**3.57**	
Cobalt		**-0.384**	
Copper		**-0.883**	
Iron	**200000**	**190240**	**95**
Lead		**4.04**	
Magnesium	**500000**	**500660**	**100**
Manganese		**1.77**	
Nickel		**4.00**	
Potassium		**9.83**	
Selenium		**-3.31**	
Silver		**-0.790**	
Sodium		**147**	
Thallium		**1.94**	
Vanadium		**-3.79**	
Zinc		**6.51**	
Boron		*-3.85*	
Lithium		*8.00*	
Molybdenum		*-0.808*	
Silicon		*3.53*	
Strontium		*12.0*	
Tin		*5.03*	
Titanium		*-0.418*	

Calculations are performed before rounding to avoid round-off errors in calculated results.

FORM IVA-IN

4A-IN
INTERFERENCE CHECK STANDARD
METALS

Lab Name: TestAmerica Canton Job No.: 240-70382-1

SDG No.:

Lab Sample ID: ICSAB 240-250359/9 Instrument ID: I9

Lab File ID: I9100716A.asc ICS Source: MTICPICSABW_00011

Concentration Units: ug/L

Analyte	True Solution AB	Found Solution AB	Percent Recovery
Aluminum	**500000**	**503340**	**101**
Antimony	**1000**	**1005**	**101**
Arsenic	**1000**	**1033**	**103**
Barium	**500**	**491**	**98**
Beryllium	**500**	**483**	**97**
Cadmium	**1000**	**1038**	**104**
Calcium	**500000**	**484580**	**97**
Chromium	**500**	**491**	**98**
Cobalt	**500**	**498**	**100**
Copper	**500**	**532**	**106**
Iron	**200000**	**191840**	**96**
Lead	**1000**	**909**	**91**
Magnesium	**500000**	**501600**	**100**
Manganese	**500**	**505**	**101**
Nickel	**1000**	**953**	**95**
Potassium	**10000**	**10237**	**102**
Selenium	**1000**	**1005**	**101**
Silver	**1000**	**1093**	**109**
Sodium	**10000**	**10356**	**104**
Thallium	**1000**	**960**	**96**
Vanadium	**500**	**474**	**95**
Zinc	**1000**	**1019**	**102**
Boron	*500*	*499*	*100*
Lithium	*500*	*530*	*106*
Molybdenum	*1000*	*947*	*95*
Silicon	*10000*	*9887*	*99*
Strontium	*1500*	*1426*	*95*
Tin	*500*	*517*	*103*
Titanium	*500*	*522*	*104*

Calculations are performed before rounding to avoid round-off errors in calculated results.

FORM IVA-IN

4A-IN
INTERFERENCE CHECK STANDARD
METALS

Lab Name: TestAmerica Canton Job No.: 240-70382-1

SDG No.:

Lab Sample ID: ICSA 240-250625/8 Instrument ID: I9

Lab File ID: I9101016A.asc ICS Source: MTTRICSAW_00031

Concentration Units: ug/L

Analyte	True Solution A	Found Solution A	Percent Recovery
Arsenic		**3.23**	
Calcium	**500000**	**466460**	**93**
Copper		**0.216**	
Manganese		**1.72**	
Selenium		**1.73**	
Thallium		**1.37**	
Aluminum	*500000*	*500740*	*100*
Antimony		*0.329*	
Barium		*0.178*	
Beryllium		*-0.0179*	
Boron		*-7.06*	
Cadmium		*1.39*	
Chromium		*3.58*	
Cobalt		*-0.705*	
Iron	*200000*	*188640*	*94*
Lead		*2.32*	
Lithium		*10.2*	
Magnesium	*500000*	*496520*	*99*
Molybdenum		*-1.38*	
Nickel		*4.99*	
Potassium		*24.8*	
Silicon		*3.10*	
Silver		*-0.290*	
Sodium		*134*	
Strontium		*10.9*	
Tin		*4.72*	
Titanium		*-0.636*	
Vanadium		*-0.182*	
Zinc		*7.71*	

Calculations are performed before rounding to avoid round-off errors in calculated results.

FORM IVA-IN

4A-IN
INTERFERENCE CHECK STANDARD
METALS

Lab Name: TestAmerica Canton Job No.: 240-70382-1

SDG No.:

Lab Sample ID: ICSAB 240-250625/9 Instrument ID: I9

Lab File ID: I9101016A.asc ICS Source: MTICPICSABW_00011

Concentration Units: ug/L

Analyte	True Solution AB	Found Solution AB	Percent Recovery
Arsenic	**1000**	**1037**	**104**
Calcium	**500000**	**477660**	**96**
Copper	**500**	**525**	**105**
Manganese	**500**	**503**	**101**
Selenium	**1000**	**1006**	**101**
Thallium	**1000**	**959**	**96**
Aluminum	*500000*	*504420*	*101*
Antimony	*1000*	*1007*	*101*
Barium	*500*	*497*	*99*
Beryllium	*500*	*488*	*98*
Boron	*500*	*493*	*99*
Cadmium	*1000*	*1036*	*104*
Chromium	*500*	*488*	*98*
Cobalt	*500*	*501*	*100*
Iron	*200000*	*192450*	*96*
Lead	*1000*	*909*	*91*
Lithium	*500*	*559*	*112*
Magnesium	*500000*	*504550*	*101*
Molybdenum	*1000*	*942*	*94*
Nickel	*1000*	*957*	*96*
Potassium	*10000*	*10600*	*106*
Silicon	*10000*	*9877*	*99*
Silver	*1000*	*1087*	*109*
Sodium	*10000*	*10713*	*107*
Strontium	*1500*	*1480*	*99*
Tin	*500*	*515*	*103*
Titanium	*500*	*513*	*103*
Vanadium	*500*	*481*	*96*
Zinc	*1000*	*1032*	*103*

Calculations are performed before rounding to avoid round-off errors in calculated results.

FORM IVA-IN

4A-IN
INTERFERENCE CHECK STANDARD
METALS

Lab Name: TestAmerica Canton Job No.: 240-70382-1

SDG No.:

Lab Sample ID: ICSA 240-251645/10 Instrument ID: I10

Lab File ID: 010ICSA.d ICS Source: MTMSICSAW_00074

Concentration Units: ug/L

Analyte	True Solution A	Found Solution A	Percent Recovery
Aluminum	**50000**	**50072**	**100**
Antimony		**0.0320**	
Arsenic		**0.0350**	
Barium		**0.0470**	
Beryllium		**0.0000**	
Cadmium		**0.0220**	
Calcium	**50000**	**50615**	**101**
Chromium		**0.618**	
Cobalt		**0.0050**	
Copper		**0.275**	
Iron	**50000**	**50487**	**101**
Lead		**0.105**	
Magnesium	**50000**	**50331**	**101**
Manganese		**0.304**	
Nickel		**0.0110**	
Potassium	**50000**	**49923**	**100**
Selenium		**0.0060**	
Silver		**0.0110**	
Sodium	**50000**	**50820**	**102**
Thallium		**0.0040**	
Vanadium		**0.0750**	
Zinc		**0.0200**	
Boron		*-0.0770*	
Lithium		*0.210*	
Molybdenum	*1000*	*1072*	*107*
Strontium		*0.306*	
Tin		*-0.0600*	
Titanium	*1000*	*1005*	*100*
Tungsten		*0.0980*	

Calculations are performed before rounding to avoid round-off errors in calculated results.

FORM IVA-IN

4A-IN
INTERFERENCE CHECK STANDARD
METALS

Lab Name: TestAmerica Canton Job No.: 240-70382-1

SDG No.:

Lab Sample ID: ICSAB 240-251645/11 Instrument ID: I10

Lab File ID: 011ICAB.d ICS Source: MTMSICSABW_00071

Concentration Units: ug/L

Analyte	True Solution AB	Found Solution AB	Found Percent Recovery
Aluminum	**50000**	**50464**	**101**
Antimony	**100**	**102**	**102**
Arsenic	**100**	**101**	**101**
Barium	**100**	**101**	**101**
Beryllium	**100**	**111**	**111**
Cadmium	**100**	**101**	**101**
Calcium	**50000**	**51188**	**102**
Chromium	**100**	**104**	**104**
Cobalt	**100**	**105**	**105**
Copper	**100**	**105**	**105**
Iron	**50000**	**51006**	**102**
Lead	**100**	**106**	**106**
Magnesium	**50000**	**52067**	**104**
Manganese	**100**	**103**	**103**
Nickel	**100**	**105**	**105**
Potassium	**50000**	**50302**	**101**
Selenium	**100**	**99.8**	**100**
Silver	**100**	**100**	**100**
Sodium	**50000**	**51375**	**103**
Thallium	**100**	**103**	**103**
Vanadium	**100**	**103**	**103**
Zinc	**100**	**102**	**102**
Boron	*100*	*116*	*116*
Lithium	*100*	*115*	*115*
Molybdenum	*1100*	*1199*	*109*
Strontium	*100*	*100*	*100*
Tin	*100*	*99.5*	*99*
Titanium	*1100*	*1116*	*101*
Tungsten	*100*	*102*	*102*

Calculations are performed before rounding to avoid round-off errors in calculated results.

FORM IVA-IN

4A-IN
INTERFERENCE CHECK STANDARD
METALS

Lab Name: TestAmerica Canton Job No.: 240-70382-1

SDG No.:

Lab Sample ID: ICSA 240-251858/10 Instrument ID: I10

Lab File ID: 010ICSA.d ICS Source: MTMSICSAW_00074

Concentration Units: ug/L

Analyte	True Solution A	Found Solution A	Percent Recovery
Calcium	**50000**	**50003**	**100**
Manganese		**0.125**	
Aluminum	*50000*	*49406*	*99*
Antimony		*0.131*	
Arsenic		*0.0500*	
Barium		*0.0430*	
Beryllium		*0.0050*	
Boron		*-0.640*	
Cadmium		*0.0270*	
Chromium		*0.599*	
Cobalt		*0.0080*	
Copper		*0.289*	
Iron	*50000*	*49611*	*99*
Lead		*0.115*	
Lithium		*0.0880*	
Magnesium	*50000*	*49389*	*99*
Molybdenum	*1000*	*1065*	*106*
Nickel		*-0.0010*	
Potassium	*50000*	*49860*	*100*
Selenium		*0.136*	
Silver		*0.0160*	
Sodium	*50000*	*49052*	*98*
Strontium		*0.353*	
Thallium		*0.0050*	
Tin		*0.131*	
Titanium	*1000*	*1008*	*101*
Tungsten		*0.220*	
Vanadium		*0.0030*	
Zinc		*0.267*	

Calculations are performed before rounding to avoid round-off errors in calculated results.

FORM IVA-IN

4A-IN
INTERFERENCE CHECK STANDARD
METALS

Lab Name: TestAmerica Canton Job No.: 240-70382-1

SDG No.:

Lab Sample ID: ICSAB 240-251858/11 Instrument ID: I10

Lab File ID: 011ICAB.d ICS Source: MTMSICSABW_00071

Concentration Units: ug/L

Analyte	True Solution AB	Found Solution AB	Found Percent Recovery
Calcium	**50000**	**51781**	**104**
Manganese	**100**	**103**	**103**
Aluminum	*50000*	*51154*	*102*
Antimony	*100*	*105*	*105*
Arsenic	*100*	*102*	*102*
Barium	*100*	*102*	*102*
Beryllium	*100*	*111*	*111*
Boron	*100*	*107*	*107*
Cadmium	*100*	*102*	*102*
Chromium	*100*	*105*	*105*
Cobalt	*100*	*104*	*104*
Copper	*100*	*104*	*104*
Iron	*50000*	*51529*	*103*
Lead	*100*	*106*	*106*
Lithium	*100*	*110*	*110*
Magnesium	*50000*	*51189*	*102*
Molybdenum	*1100*	*1198*	*109*
Nickel	*100*	*104*	*104*
Potassium	*50000*	*51420*	*103*
Selenium	*100*	*102*	*102*
Silver	*100*	*103*	*103*
Sodium	*50000*	*51381*	*103*
Strontium	*100*	*103*	*103*
Thallium	*100*	*105*	*105*
Tin	*100*	*103*	*103*
Titanium	*1100*	*1166*	*106*
Tungsten	*100*	*105*	*105*
Vanadium	*100*	*103*	*103*
Zinc	*100*	*106*	*106*

Calculations are performed before rounding to avoid round-off errors in calculated results.

FORM IVA-IN

4A-IN
INTERFERENCE CHECK STANDARD
METALS

Lab Name: TestAmerica Canton Job No.: 240-70382-1

SDG No.:

Lab Sample ID: ICSA 240-254132/10 Instrument ID: I10

Lab File ID: 010ICSA.d ICS Source: MTMSICSAW_00074

Concentration Units: ug/L

Analyte	True Solution A	Found Solution A	Percent Recovery
Manganese		**0.213**	
Aluminum	*50000*	*50610*	*101*
Antimony		*0.182*	
Arsenic		*0.0360*	
Barium		*0.0650*	
Beryllium		*0.0180*	
Boron		*0.708*	
Cadmium		*0.0590*	
Calcium	*50000*	*52130*	*104*
Chromium		*0.685*	
Cobalt		*0.0070*	
Copper		*0.415*	
Iron	*50000*	*51578*	*103*
Lead		*0.109*	
Lithium		*-0.677*	
Magnesium	*50000*	*52098*	*104*
Molybdenum	*1000*	*1100*	*110*
Nickel		*-0.0690*	
Potassium	*50000*	*52148*	*104*
Selenium		*0.0910*	
Silver		*0.0130*	
Sodium	*50000*	*51637*	*103*
Strontium		*0.345*	
Thallium		*0.0050*	
Tin		*0.544*	
Titanium	*1000*	*1034*	*103*
Tungsten		*0.311*	
Vanadium		*0.131*	
Zinc		*0.236*	

Calculations are performed before rounding to avoid round-off errors in calculated results.

FORM IVA-IN

4A-IN
INTERFERENCE CHECK STANDARD
METALS

Lab Name: TestAmerica Canton Job No.: 240-70382-1

SDG No.:

Lab Sample ID: ICSAB 240-254132/11 Instrument ID: I10

Lab File ID: 011ICAB.d ICS Source: MTMSICSABW_00071

Concentration Units: ug/L

Analyte	True Solution AB	Found Solution AB	Found Percent Recovery
Manganese	**100**	**105**	**105**
Aluminum	*50000*	*50649*	*101*
Antimony	*100*	*106*	*106*
Arsenic	*100*	*103*	*103*
Barium	*100*	*103*	*103*
Beryllium	*100*	*105*	*105*
Boron	*100*	*106*	*106*
Cadmium	*100*	*102*	*102*
Calcium	*50000*	*51614*	*103*
Chromium	*100*	*104*	*104*
Cobalt	*100*	*105*	*105*
Copper	*100*	*105*	*105*
Iron	*50000*	*51264*	*103*
Lead	*100*	*103*	*103*
Lithium	*100*	*105*	*105*
Magnesium	*50000*	*52129*	*104*
Molybdenum	*1100*	*1231*	*112*
Nickel	*100*	*105*	*105*
Potassium	*50000*	*52146*	*104*
Selenium	*100*	*102*	*102*
Silver	*100*	*104*	*104*
Sodium	*50000*	*52128*	*104*
Strontium	*100*	*103*	*103*
Thallium	*100*	*107*	*107*
Tin	*100*	*101*	*101*
Titanium	*1100*	*1128*	*103*
Tungsten	*100*	*103*	*103*
Vanadium	*100*	*103*	*103*
Zinc	*100*	*106*	*106*

Calculations are performed before rounding to avoid round-off errors in calculated results.

FORM IVA-IN

5A-IN
MATRIX SPIKE SAMPLE RECOVERY
METALS

Client ID: BLG-SLAG4-100416 (1) MS
Lab ID: 240-70382-1 MS
Lab Name: TestAmerica Canton
Job No.: 240-70382-1
SDG No.:
Matrix: Solid
Concentration Units: mg/Kg
% Solids: 97.5

Analyte	SSR	C	Sample Result (SR)	C	Spike Added (SA)	%R	Control Limit %R	Q	Method
Aluminum	12200		11000		154	712	75-125	4	6010C
Silver	2.57		0.050	U	3.85	67	75-125	F1	6010C
Barium	242		110		154	88	75-125		6010C
Beryllium	3.49		1.1		3.85	61	75-125	F1	6010C
Calcium	77200		65000		3850	321	75-125	4	6010C
Cadmium	2.63		0.096	J	3.85	66	75-125	F1	6010C
Cobalt	30.5		0.24	J	38.5	78	75-125		6010C
Chromium	20.3		7.1		15.4	86	75-125		6010C
Copper	17.6		1.4	J	19.3	84	75-125		6010C
Iron	4070		440		77.1	4714	75-125	4	6010C
Potassium	3640		990		3850	69	75-125	F1	6010C
Magnesium	22800		18000		3850	120	75-125	4	6010C
Manganese	2960		2200		38.5	2059	75-125	4	6010C
Sodium	3560		1200		3850	61	75-125	F1	6010C
Nickel	31.8		1.1	J	38.5	80	75-125		6010C
Antimony	12.7		0.42	J	38.5	32	75-125	F1	6010C
Vanadium	80.6		25		38.5	145	75-125	F1	6010C
Zinc	43.9		12		38.5	84	75-125		6010C
Arsenic	117		1.6	U	154	76	75-125		6010C
Lead	25.3		4.0		38.5	55	75-125	F1	6010C
Selenium	112		1.4	U	154	72	75-125	F1	6010C
Thallium	110		0.52	U	154	71	75-125	F1	6010C
Silver	6.55		0.018	J	8.20	80	75-125		6020A
Aluminum	15900		12000		820	480	75-125	4	6020A
Arsenic	64.1		0.43	J	82.0	78	75-125		6020A
Barium	314		140		82.0	211	75-125	F1	6020A
Beryllium	59.3		1.5		82.0	70	75-125	F1	6020A
Calcium	82600		65000		820	2127	75-125	4	6020A
Cadmium	67.6		0.088	J	82.0	82	75-125		6020A
Cobalt	59.3		0.14	J	82.0	72	75-125	F1	6020A
Chromium	68.7		8.0		82.0	74	75-125	F1	6020A
Copper	60.3		1.7		82.0	71	75-125	F1	6020A
Iron	1370		500		820	106	75-125		6020A
Potassium	2220		1100		820	137	75-125	F1	6020A
Magnesium	24400		20000		820	564	75-125	4	6020A
Manganese	3310		2200		82.0	1304	75-125	4	6020A
Sodium	2230		1300		820	110	75-125		6020A
Nickel	57.0		0.60		82.0	69	75-125	F1	6020A

Calculations are performed before rounding to avoid round-off errors in calculated results.
Note - Results and Reporting Limits have been adjusted for dry weight.

FORM VA - IN

5A-IN
MATRIX SPIKE SAMPLE RECOVERY
METALS

Client ID: BLG-SLAG4-100416 (1) MS
Lab ID: 240-70382-1 MS
Lab Name: TestAmerica Canton
Job No.: 240-70382-1
SDG No.:
Matrix: Solid
Concentration Units: mg/Kg
% Solids: 97.5

Analyte	SSR	C	Sample Result (SR)	C	Spike Added (SA)	%R	Control Limit %R	Q	Method
Lead	79.3		4.4		82.0	91	75-125		6020A
Selenium	58.9		1.5		82.0	70	75-125	F1	6020A
Vanadium	103		29		82.0	89	75-125		6020A
Zinc	69.9		10		82.0	73	75-125	F1	6020A
Antimony	3.47		0.72		8.20	34	75-125	F1	6020A
Thallium	17.5		0.021	J	20.5	85	75-125		6020A

SSR = Spiked Sample Result

Calculations are performed before rounding to avoid round-off errors in calculated results.
Note - Results and Reporting Limits have been adjusted for dry weight.

FORM VA - IN

5A-IN
MATRIX SPIKE DUPLICATE SAMPLE RECOVERY
METALS

Client ID: BLG-SLAG4-100416 (1) MSD
Lab ID: 240-70382-1 MSD
Lab Name: TestAmerica Canton
Job No.: 240-70382-1
SDG No.:
Matrix: Solid
Concentration Units: mg/Kg
% Solids: 97.5

Analyte	(SDR) C		Spike Added (SA)	%R	Control Limit %R	RPD	RPD Limit	Q	Method
Aluminum	13400		155	1458	75-125	9	20	4	6010C
Silver	2.58		3.88	66	75-125	0	20	F1	6010C
Barium	347		155	155	75-125	36	20	F1 F2	6010C
Beryllium	3.89		3.88	71	75-125	11	20	F1	6010C
Calcium	93300		3880	733	75-125	19	20	4	6010C
Cadmium	2.72		3.88	68	75-125	4	20	F1	6010C
Cobalt	31.0		38.8	79	75-125	2	20		6010C
Chromium	14.3		15.5	47	75-125	34	20	F1 F2	6010C
Copper	17.1		19.4	81	75-125	2	20		6010C
Iron	1010		77.7	739	75-125	120	20	4 F2	6010C
Potassium	3130		3880	55	75-125	15	20	F1	6010C
Magnesium	23900		3880	147	75-125	5	20	4	6010C
Manganese	2920		38.8	1960	75-125	1	20	4	6010C
Sodium	3580		3880	61	75-125	0	20	F1	6010C
Nickel	32.3		38.8	80	75-125	2	20		6010C
Antimony	14.7		38.8	37	75-125	15	20	F1	6010C
Vanadium	50.2		38.8	66	75-125	46	20	F1 F2	6010C
Zinc	49.5		38.8	98	75-125	12	20		6010C
Arsenic	121		155	78	75-125	3	20		6010C
Lead	27.5		38.8	61	75-125	8	20	F1	6010C
Selenium	117		155	76	75-125	5	20		6010C
Thallium	116		155	74	75-125	5	20	F1	6010C
Silver	6.31		8.01	79	75-125	4	20		6020A
Aluminum	19300		801	914	75-125	19	20	4	6020A
Arsenic	61.8		80.1	77	75-125	4	20		6020A
Barium	463		80.1	403	75-125	39	20	F1 F2	6020A
Beryllium	62.2		80.1	76	75-125	5	20		6020A
Calcium	117000		801	6466	75-125	34	20	4 F2	6020A
Cadmium	64.6		80.1	81	75-125	5	20		6020A
Cobalt	60.9		80.1	76	75-125	3	20		6020A
Chromium	69.8		80.1	77	75-125	2	20		6020A
Copper	63.8		80.1	78	75-125	6	20		6020A
Iron	1440		801	117	75-125	5	20		6020A
Potassium	1620		801	65	75-125	31	20	F1 F2	6020A

Calculations are performed before rounding to avoid round-off errors in calculated results.
Note - Results and Reporting Limits have been adjusted for dry weight.

FORM VD - IN

5A-IN
MATRIX SPIKE DUPLICATE SAMPLE RECOVERY
METALS

Client ID: BLG-SLAG4-100416 (1) MSD Lab ID: 240-70382-1 MSD

Lab Name: TestAmerica Canton Job No.: 240-70382-1

SDG No.:

Matrix: Solid Concentration Units: mg/Kg

% Solids: 97.5

Analyte	(SDR)	C	Spike Added (SA)	%R	Control Limit %R	RPD	RPD Limit	Q	Method
Magnesium	28700		801	1105	75-125	16	20	4	6020A
Manganese	3230		80.1	1229	75-125	3	20	4	6020A
Sodium	1630		801	38	75-125	31	20	F1 F2	6020A
Nickel	59.1		80.1	73	75-125	4	20	F1	6020A
Lead	85.2		80.1	101	75-125	7	20		6020A
Selenium	57.4		80.1	70	75-125	3	20	F1	6020A
Vanadium	82.2		80.1	66	75-125	22	20	F1 F2	6020A
Zinc	77.2		80.1	84	75-125	10	20		6020A
Antimony	3.08		8.01	30	75-125	12	20	F1	6020A
Thallium	17.2		20.0	86	75-125	2	20		6020A

SDR = Sample Duplicate Result

Calculations are performed before rounding to avoid round-off errors in calculated results.
Note - Results and Reporting Limits have been adjusted for dry weight.

FORM VD - IN

5B-IN
POST DIGESTION SPIKE SAMPLE RECOVERY
METALS

Client ID: BLG-SLAG4-100416 (1) PDS Lab ID: 240-70382-1 PDS

Lab Name: TestAmerica Canton Job No.: 240-70382-1

SDG No.:

Matrix: Solid Concentration Units: mg/Kg

Analyte	SSR	C	Sample Result (SR)	C	Spike Added (SA)	%R	Control Limit %R	Q	Method
Silver	2.16		0.050	U	4.00	54	80-120	W	6010C
Barium	244		110		160	85	80-120		6010C
Beryllium	4.64		1.1		4.00	87	80-120		6010C
Cadmium	3.68		0.096	J	4.00	90	80-120		6010C
Chromium	20.6		7.1		16.0	85	80-120		6010C
Potassium	4480		990		4000	87	80-120		6010C
Sodium	4660		1200		4000	86	80-120		6010C
Antimony	36.2		0.42	J	40.0	89	80-120		6010C
Vanadium	56.7		25		40.0	80	80-120		6010C
Lead	35.3		4.0		40.0	78	80-120	W	6010C
Selenium	809		1.4	U	801	101	80-120		6010C
Thallium	786		0.52	U	801	98	80-120		6010C
Barium	334		140		160	121	80-120	W	6020A
Beryllium	150		1.5		160	92	80-120		6020A
Cobalt	154		0.14	J	160	96	80-120		6020A
Chromium	158		8.0		160	93	80-120		6020A
Copper	154		1.7		160	95	80-120		6020A
Potassium	2520		1100		1600	89	80-120		6020A
Sodium	2780		1300		1600	91	80-120		6020A
Nickel	154		0.60		160	96	80-120		6020A
Selenium	145		1.5		160	89	80-120		6020A
Zinc	151		10		160	88	80-120		6020A
Antimony	17.5		0.72		16.0	105	80-120		6020A

SSR = Spiked Sample Result

Calculations are performed before rounding to avoid round-off errors in calculated results.
Note - Results and Reporting Limits have been adjusted for dry weight.

FORM VB - IN

7A-IN
LAB CONTROL SAMPLE
METALS

Lab ID: LCS 240-250171/2-A

Lab Name: TestAmerica Canton Job No.: 240-70382-1

Sample Matrix: Solid LCS Source: MTICP1_00055

Analyte	Solid(mg/Kg)							
	True	Found	C	%R	Limits		Q	Method
Aluminum	200	189		94	80	120		6010C
Silver	5.00	4.62		92	80	120		6010C
Barium	200	187		93	80	120		6010C
Beryllium	5.00	4.82		96	80	120		6010C
Calcium	5000	4790		96	80	120		6010C
Cadmium	5.00	4.75		95	80	120		6010C
Cobalt	50.0	46.2		92	80	120		6010C
Chromium	20.0	19.0		95	80	120		6010C
Copper	25.0	23.8		95	80	120		6010C
Iron	100	98.6		99	80	120		6010C
Potassium	5000	4600		92	80	120		6010C
Magnesium	5000	4900		98	80	120		6010C
Manganese	50.0	48.5		97	80	120		6010C
Sodium	5000	4660		93	80	120		6010C
Nickel	50.0	47.2		94	80	120		6010C
Antimony	50.0	46.9		94	80	120		6010C
Vanadium	50.0	46.3		93	80	120		6010C
Zinc	50.0	47.6		95	80	120		6010C
Arsenic	200	192		96	80	120		6010C
Lead	50.0	45.9		92	80	120		6010C
Selenium	200	189		95	80	120		6010C
Thallium	200	183		91	80	120		6010C

Calculations are performed before rounding to avoid round-off errors in calculated results.

FORM VIIA - IN

7A-IN
LAB CONTROL SAMPLE
METALS

Lab ID: LCS 240-250171/3-A ^2

Lab Name: TestAmerica Canton Job No.: 240-70382-1

Sample Matrix: Solid LCS Source: MTICPMSB_00029

Analyte	Solid(mg/Kg)							
	True	Found	C	%R	Limits		Q	Method
Silver	10.0	9.57		96	80	120		6020A
Aluminum	1000	929		93	80	120		6020A
Arsenic	100	85.1		85	80	120		6020A
Barium	100	96.1		96	80	120		6020A
Beryllium	100	95.0		95	80	120		6020A
Calcium	1000	943		94	80	120		6020A
Cadmium	100	96.4		96	80	120		6020A
Cobalt	100	104		104	80	120		6020A
Chromium	100	99.3		99	80	120		6020A
Copper	100	108		108	80	120		6020A
Iron	1000	997		100	80	120		6020A
Potassium	1000	918		92	80	120		6020A
Magnesium	1000	979		98	80	120		6020A
Manganese	100	99.1		99	80	120		6020A
Sodium	1000	942		94	80	120		6020A
Nickel	100	103		103	80	120		6020A
Lead	100	105		105	80	120		6020A
Selenium	100	81.7		82	80	120		6020A
Vanadium	100	95.2		95	80	120		6020A
Zinc	100	85.0		85	80	120		6020A
Antimony	10.0	9.35		94	80	120		6020A
Thallium	25.0	24.6		98	80	120		6020A

Calculations are performed before rounding to avoid round-off errors in calculated results.

FORM VIIA - IN

8-IN
ICP-AES AND ICP-MS SERIAL DILUTIONS
METALS

Lab ID: 240-70382-1

SDG No:

Lab Name: TestAmerica Canton Job No: 240-70382-1

Matrix: Solid Concentration Units: mg/Kg

Analyte	Initial Sample Result (I)	C	Serial Dilution Result (S)	C	% Difference	Q	Method
Aluminum	11000		12800		15	V	6010C
Silver	0.050	U	0.25	U	NC		6010C
Barium	110		123		16	V	6010C
Beryllium	1.1		1.36	J	19	V	6010C
Calcium	65000		66900		3.1		6010C
Cadmium	0.096	J	0.108	J	NC		6010C
Cobalt	0.24	J	0.254	J	NC		6010C
Chromium	7.1		8.56		21	V	6010C
Copper	1.4	J	4.6	U	NC		6010C
Iron	440		530		21	V	6010C
Potassium	990		1070	J	8.2		6010C
Magnesium	18000		21300		17	V	6010C
Manganese	2200		2300		6.5		6010C
Sodium	1200		1360	J	13	V	6010C
Nickel	1.1	J	1.07	J	NC		6010C
Antimony	0.42	J	1.9	U	NC		6010C
Vanadium	25		30.0		21	V	6010C
Zinc	12		10.9	J	NC		6010C
Arsenic	1.6	U	8.2	U	NC		6010C
Lead	4.0		5.25		NC		6010C
Selenium	1.4	U	6.8	U	NC		6010C
Thallium	0.52	U	2.6	U	NC		6010C

Calculations are performed before rounding to avoid round-off errors in calculated results.

FORM VIII-IN

8-IN
ICP-AES AND ICP-MS SERIAL DILUTIONS
METALS

Lab ID: 240-70382-1

SDG No:

Lab Name: TestAmerica Canton Job No: 240-70382-1

Matrix: Solid Concentration Units: mg/Kg

Analyte	Initial Sample Result (I)	C	Serial Dilution Result (S)	C	% Difference	Q	Method
Silver	0.018	J	0.0160	J	NC		6020A
Aluminum	12000		13300		10		6020A
Arsenic	0.43	J	0.384	J	NC		6020A
Barium	140		132		6.1		6020A
Beryllium	1.5		1.51		NC		6020A
Calcium	65000		66300		NC		6020A
Cadmium	0.088	J	0.0761	J	NC		6020A
Cobalt	0.14	J	0.144	J	NC		6020A
Chromium	8.0		8.55		NC		6020A
Copper	1.7		1.89		NC		6020A
Iron	500		540		NC		6020A
Potassium	1100		1180		NC		6020A
Magnesium	20000		21300		7.7		6020A
Manganese	2200		2280		1.5		6020A
Sodium	1300		1400		NC		6020A
Nickel	0.60		0.602	J	NC		6020A
Lead	4.4		4.37		NC		6020A
Selenium	1.5		1.45	J	NC		6020A
Vanadium	29		31.0		NC		6020A
Zinc	10		10.5	J	NC		6020A
Antimony	0.72		0.677	J	NC		6020A
Thallium	0.021	J	0.076	U	NC		6020A

Calculations are performed before rounding to avoid round-off errors in calculated results.

FORM VIII-IN

9-IN
DETECTION LIMITS
METALS

Lab Name: TestAmerica Canton Job Number: 240-70382-1

SDG Number:

Matrix: Solid Instrument ID: I9

Method: 6010C MDL Date: 09/09/2014 14:47

Prep Method: 3050B

Analyte	Wavelength/ Mass	RL (mg/Kg)	MDL (mg/Kg)
Aluminum	308.215	20	5.8
Antimony	206.838	2	0.48
Arsenic	189.042	1.5	0.41
Barium	493.409	20	0.41
Beryllium	313.042	0.5	0.026
Cadmium	226.502	0.5	0.021
Calcium	317.933	500	23
Chromium	267.716	1	0.075
Cobalt	228.616	1	0.047
Copper	324.753	2.5	0.23
Iron	271.441	20	3.2
Lead	220.353	1	0.2
Magnesium	279.078	500	5.2
Manganese	257.610	1.5	0.084
Nickel	231.604	4	0.08
Potassium	766.491	500	6.2
Selenium	196.026	2	0.34
Silver	328.068	1	0.063
Sodium	330.232	500	19
Thallium	190.864	2	0.13
Vanadium	292.402	1	0.2
Zinc	213.856	5	0.56

9-IN
CALIBRATION BLANK DETECTION LIMITS
METALS

Lab Name: TestAmerica Canton Job Number: 240-70382-1

SDG Number:

Matrix: Solid Instrument ID: I9

Method: 6010C XMDL Date: 05/06/2016 13:50

Analyte	Wavelength/ Mass	XRL (ug/L)	XMDL (ug/L)
Aluminum	308.215	200	40
Antimony	206.838	20	3.1
Arsenic	189.042	15	3.3
Barium	493.409	200	2.4
Beryllium	313.042	5	0.21
Cadmium	226.502	5	0.29
Calcium	317.933	5000	710
Chromium	267.716	10	0.55
Cobalt	228.616	10	0.84
Copper	324.753	25	3.9
Iron	271.441	200	25
Lead	220.353	10	1.9
Magnesium	279.078	5000	230
Manganese	257.610	15	5.1
Nickel	231.604	40	1.6
Potassium	766.491	5000	70
Selenium	196.026	20	5.1
Silver	328.068	10	0.92
Sodium	330.232	5000	330
Thallium	190.864	20	2.1
Vanadium	292.402	10	4.4
Zinc	213.856	50	16

9-IN
DETECTION LIMITS
METALS

Lab Name: TestAmerica Canton Job Number: 240-70382-1

SDG Number:

Matrix: Solid Instrument ID: I10

Method: 6020A MDL Date: 09/15/2014 17:16

Prep Method: 3050B

Analyte	Wavelength/ Mass	RL (mg/Kg)	MDL (mg/Kg)
Aluminum	27.00	10	0.62
Antimony	121.00	0.4	0.014
Arsenic	75.00	1	0.026
Barium	137.00	1	0.22
Beryllium	9.00	0.2	0.011
Cadmium	111.00	0.2	0.0037
Calcium	43.00	200	22
Chromium	52.00	0.4	0.06
Cobalt	59.00	0.2	0.0017
Copper	65.00	0.4	0.097
Iron	56.00	20	3.2
Lead	208.00	0.2	0.045
Magnesium	25.00	200	4
Manganese	55.00	1	0.12
Nickel	60.00	0.4	0.039
Potassium	39.00	200	4.9
Selenium	78.00	1	0.04
Silver	107.00	0.2	0.0014
Sodium	23.00	200	8.7
Thallium	205.00	0.4	0.019
Vanadium	51.00	1	0.037
Zinc	66.00	4	0.5

9-IN
CALIBRATION BLANK DETECTION LIMITS
METALS

Lab Name: TestAmerica Canton Job Number: 240-70382-1

SDG Number:

Matrix: Solid Instrument ID: I10

Method: 6020A XMDL Date: 09/15/2014 17:06

Analyte	Wavelength/ Mass	XRL (ug/L)	XMDL (ug/L)
Aluminum	27.00	50	9
Antimony	121.00	2	0.16
Arsenic	75.00	5	0.18
Barium	137.00	5	1.1
Beryllium	9.00	1	0.053
Cadmium	111.00	1	0.061
Calcium	43.00	1000	240
Chromium	52.00	2	0.2
Cobalt	59.00	1	0.021
Copper	65.00	2	0.75
Iron	56.00	100	16
Lead	208.00	1	0.11
Magnesium	25.00	1000	48
Manganese	55.00	5	1.1
Nickel	60.00	2	0.23
Potassium	39.00	1000	30
Selenium	78.00	5	0.25
Silver	107.00	1	0.02
Sodium	23.00	1000	68
Thallium	205.00	2	0.074
Vanadium	51.00	5	0.23
Zinc	66.00	20	7.3

10-IN
ICP-AES INTERELEMENT CORRECTION FACTORS
METALS

Lab Name: TestAmerica Canton Job Number: 240-70382-1

SDG No.:

ICP-AES Instrument ID: I9 Date: 08/17/2016

Analyte	Wave Length	Al	As	Ca	Co	Cr	Cu	Fe	Mn	Mo	Ni	Si	Ti	Tl	V
Aluminum										0.007305					0.060500
Antimony		-0.000085			0.000076			-0.000034							0.002703
Arsenic		0.000042			-0.000108	0.000538			-0.000355	0.001291					
Barium															
Beryllium															0.0000105
Boron															
Cadmium			0.007382					0.000000							
Calcium															
Chromium															
Cobalt													0.001997		
Copper				0.000018	0.000453			-0.000030							
Iron													-0.000463		
Lead		-0.000110					0.000101	0.000045			0.000199	0.000064			
Lithium															
Magnesium															
Manganese															
Molybdenum															
Nickel					0.000799			0.000056							
Potassium															
Selenium		-0.000016							0.000643						
Silver															
Sodium															
Strontium															
Thallium		0.000010			0.003996			0.000007	0.001101						-0.000501
Tin															
Titanium															
Vanadium								0.000045							
Zinc						-0.000286									

11-IN
LINEAR RANGES
METALS

Lab Name: TestAmerica Canton Job No: 240-70382-1

SDG No.:

Instrument ID: I9 Date: 08/22/2016 11:36

Analyte	Integ. Time (Sec.)	Concentration (ug/L)	Method
Aluminum		500000	6010C
Silver		2000	6010C
Barium		20000	6010C
Beryllium		4000	6010C
Calcium		800000	6010C
Cadmium		2000	6010C
Cobalt		10000	6010C
Chromium		20000	6010C
Copper		30000	6010C
Iron		500000	6010C
Potassium		500000	6010C
Magnesium		500000	6010C
Manganese		15000	6010C
Sodium		500000	6010C
Nickel		30000	6010C
Antimony		10000	6010C
Vanadium		5000	6010C
Zinc		10000	6010C
Arsenic		5000	6010C
Lead		15000	6010C
Selenium		10000	6010C
Thallium		10000	6010C

11-IN
LINEAR RANGES
METALS

Lab Name: TestAmerica Canton Job No: 240-70382-1

SDG No.:

Instrument ID: I10 Date: 10/14/2016 11:32

Analyte	Integ. Time (Sec.)	Concentration (ppb)	Method
Silver		300	6020A
Aluminum		200000	6020A
Arsenic		10000	6020A
Barium		10000	6020A
Beryllium		2000	6020A
Calcium		500000	6020A
Cadmium		4000	6020A
Cobalt		5000	6020A
Chromium		10000	6020A
Copper		10000	6020A
Iron		200000	6020A
Potassium		500000	6020A
Magnesium		500000	6020A
Manganese		10000	6020A
Sodium		500000	6020A
Nickel		10000	6020A
Lead		4000	6020A
Selenium		10000	6020A
Vanadium		10000	6020A
Zinc		10000	6020A
Antimony		200	6020A
Thallium		2000	6020A

12-IN
PREPARATION LOG
METALS

Lab Name: TestAmerica Canton Job No.: 240-70382-1

SDG No.:

Prep Method: 3050B

Lab Sample ID	Preparation Date	Prep Batch	Initial Weight (g)	Initial Volume	Final Volume (mL)
MB 240-250171/1-A	10/06/2016 12:18	250171	1.00		100
LCS 240-250171/2-A	10/06/2016 12:18	250171	1.00		100
240-70382-1	10/06/2016 12:18	250171	1.28		100
240-70382-1 MS	10/06/2016 12:18	250171	1.33		100
240-70382-1 MSD	10/06/2016 12:18	250171	1.32		100
240-70382-2	10/06/2016 12:18	250171	1.16		100
240-70382-3	10/06/2016 12:18	250171	1.14		100
240-70382-4	10/06/2016 12:18	250171	1.19		100
240-70382-5	10/06/2016 12:18	250171	1.12		100
240-70382-6	10/06/2016 12:18	250171	1.27		100
240-70382-7	10/06/2016 12:18	250171	1.46		100
240-70382-8	10/06/2016 12:18	250171	1.29		100
240-70382-9	10/06/2016 12:18	250171	1.25		100
240-70382-10	10/06/2016 12:18	250171	1.04		100
240-70382-11	10/06/2016 12:18	250171	1.26		100
240-70382-12	10/06/2016 12:18	250171	1.13		100

12-IN
PREPARATION LOG
METALS

Lab Name: TestAmerica Canton Job No.: 240-70382-1

SDG No.:

Prep Method: 3050B

Lab Sample ID	Preparation Date	Prep Batch	Initial Weight (g)	Initial Volume	Final Volume (mL)
MB 240-250171/1-A ^2	10/06/2016 12:18	250171	1.00		100
LCS 240-250171/3-A ^2	10/06/2016 12:18	250171	1.00		100
240-70382-1	10/06/2016 12:18	250171	1.28		100
240-70382-1 MS	10/06/2016 12:18	250171	1.25		100
240-70382-1 MSD	10/06/2016 12:18	250171	1.28		100
240-70382-2	10/06/2016 12:18	250171	1.16		100
240-70382-3	10/06/2016 12:18	250171	1.14		100
240-70382-4	10/06/2016 12:18	250171	1.19		100
240-70382-5	10/06/2016 12:18	250171	1.12		100
240-70382-6	10/06/2016 12:18	250171	1.27		100
240-70382-7	10/06/2016 12:18	250171	1.46		100
240-70382-8	10/06/2016 12:18	250171	1.29		100
240-70382-9	10/06/2016 12:18	250171	1.25		100
240-70382-10	10/06/2016 12:18	250171	1.04		100
240-70382-11	10/06/2016 12:18	250171	1.26		100
240-70382-12	10/06/2016 12:18	250171	1.13		100

13-IN
ANALYSIS RUN LOG
METALS

Lab Name: TestAmerica Canton Job No.: 240-70382-1

SDG No.:

Instrument ID: I9 Analysis Method: 6010C

Start Date: 10/07/2016 08:27 End Date: 10/08/2016 02:14

Lab Sample Id	D/F	Type	Time	Analytes																											
				Ag	Al	As	Ba	Be	Ca	Cd	Co	Cr	Cu	Fe	K	Mg	Mn	Na	Ni	Pb	Sb	Se	Tl	V	Zn						
ICIS 240-250359/1	1		08:27	X	X	X	X	X	X	X	X	X	X	X	X	X	X	X	X	X	X	X	X	X	X						
CALSTD 240-250359/2 IC			08:31	X	X	X	X	X	X	X	X	X	X	X	X	X	X	X	X	X	X	X	X	X	X						
CALSTD 240-250359/3 IC			08:36	X	X	X	X	X	X	X	X	X	X	X	X	X	X	X	X	X	X	X	X	X	X						
ICV 240-250359/4	1		08:40	X	X	X	X	X	X	X	X	X	X	X	X	X	X	X	X	X	X	X	X	X	X						
ICB 240-250359/5	1		08:44	X	X	X	X	X	X	X	X	X	X	X	X	X	X	X	X	X	X	X	X	X	X						
CRI 240-250359/6	1		08:49	X	X	X	X	X	X	X	X	X	X	X	X	X	X	X	X	X	X	X	X	X	X						
ZZZZZZ			08:53																												
ICSA 240-250359/8	1		08:57	X	X	X	X	X	X	X	X	X	X	X	X	X	X	X	X	X	X	X	X	X	X						
ICSAB 240-250359/9	1		09:01	X	X	X	X	X	X	X	X	X	X	X	X	X	X	X	X	X	X	X	X	X	X						
CCV 240-250359/10			09:05																												
CCB 240-250359/11			09:09																												
ZZZZZZ			09:14																												
ZZZZZZ			09:18																												
ZZZZZZ			09:22																												
ZZZZZZ			09:27																												
ZZZZZZ			09:31																												
ZZZZZZ			09:35																												
CCV 240-250359/18			09:40																												
CCB 240-250359/19			09:44																												
ZZZZZZ			09:48																												
ZZZZZZ			09:53																												
ZZZZZZ			09:56																												
ZZZZZZ			10:01																												
ZZZZZZ			10:05																												
ZZZZZZ			10:09																												
ZZZZZZ			10:13																												
ZZZZZZ			10:17																												
ZZZZZZ			10:21																												
ZZZZZZ			10:25																												
CCV 240-250359/30			10:30																												
CCB 240-250359/31			10:33																												
ZZZZZZ			10:38																												
ZZZZZZ			10:42																												
ZZZZZZ			10:46																												
ZZZZZZ			10:51																												
ZZZZZZ			10:55																												
ZZZZZZ			10:59																												
ZZZZZZ			11:03																												
ZZZZZZ			11:08																												
ZZZZZZ			11:12																												
ZZZZZZ			11:16																												
CCV 240-250359/42	1		11:20	X	X	X	X	X	X	X	X	X	X	X	X	X	X	X	X	X	X	X	X	X	X						

FORM XIII-IN

13-IN
ANALYSIS RUN LOG
METALS

Lab Name: TestAmerica Canton Job No.: 240-70382-1

SDG No.:

Instrument ID: I9 Analysis Method: 6010C

Start Date: 10/07/2016 08:27 End Date: 10/08/2016 02:14

Lab Sample Id	D/F	Type	Time	Analytes																											
				Ag	Al	As	Ba	Be	Ca	Cd	Co	Cr	Cu	Fe	K	Mg	Mn	Na	Ni	Pb	Sb	Se	Tl	V	Zn							
CCB 240-250359/43	1		11:24	X	X	X	X	X	X	X	X	X	X	X	X	X	X	X	X	X	X	X	X	X	X							
ZZZZZZ			11:28																												
MB 240-250171/1-A	1	T	11:33	X	X	X	X	X	X	X	X	X	X	X	X	X	X	X	X	X	X	X	X	X	X							
LCS 240-250171/2-A	1	T	11:37	X	X	X	X	X	X	X	X	X	X	X	X	X	X	X	X	X	X	X	X	X	X							
240-70382-1	1	T	11:41	X	X		X	X		X	X	X		X	X	X		X	X	X	X			X	X							
240-70382-1 SD	5	T	11:45	X	X		X	X		X	X	X		X	X	X		X	X	X	X			X	X							
240-70382-1 PDS	1	T	11:50	X			X	X		X		X			X			X		X	X			X								
240-70382-1 MS	1	T	11:54	X	X		X	X		X	X	X		X	X	X		X	X	X	X			X	X							
240-70382-1 MSD	1	T	11:58	X	X		X	X		X	X	X		X	X	X		X	X	X	X			X	X							
240-70382-2	1	T	12:02	X	X		X	X		X	X	X		X	X	X		X	X	X	X			X	X							
240-70382-3	1	T	12:06	X	X		X	X		X	X	X		X	X	X		X	X	X	X			X	X							
CCV 240-250359/54	1		12:11	X	X	X	X	X	X	X	X	X	X	X	X	X	X	X	X	X	X	X	X	X	X							
CCB 240-250359/55	1		12:15	X	X	X	X	X	X	X	X	X	X	X	X	X	X	X	X	X	X	X	X	X	X							
240-70382-4	1	T	12:19	X	X		X	X	X	X	X	X	X	X	X	X		X	X	X	X			X	X							
240-70382-5	1	T	12:23	X	X		X	X	X	X	X	X	X	X	X	X		X	X	X	X			X	X							
240-70382-6	1	T	12:28	X	X		X	X	X	X	X	X	X	X	X	X		X	X	X	X			X	X							
240-70382-7	1	T	12:32	X	X		X	X		X	X	X		X	X	X		X	X	X	X			X	X							
240-70382-8	1	T	12:36	X	X		X	X		X	X	X		X	X	X		X	X	X	X			X	X							
240-70382-9	1	T	12:40	X	X		X	X		X	X	X		X	X	X		X	X	X	X			X	X							
240-70382-10	1	T	12:45	X	X		X	X	X	X	X	X	X	X	X	X		X	X	X	X			X	X							
240-70382-11	1	T	12:49	X	X		X	X	X	X	X	X	X	X	X	X		X	X	X	X			X	X							
240-70382-12	1	T	12:53	X	X		X	X	X	X	X	X	X	X	X	X		X	X	X	X			X	X							
CRI 240-250359/65	1		12:58	X	X	X	X	X	X	X	X	X	X	X	X	X	X	X	X	X	X	X	X	X	X							
CCV 240-250359/66	1		13:02	X	X	X	X	X	X	X	X	X	X	X	X	X	X	X	X	X	X	X	X	X	X							
CCB 240-250359/67	1		13:06	X	X	X	X	X	X	X	X	X	X	X	X	X	X	X	X	X	X	X	X	X	X							
ZZZZZZ			13:10																												
ZZZZZZ			13:14																												
ZZZZZZ			13:18																												
ZZZZZZ			13:22																												
ZZZZZZ			13:27																												
ZZZZZZ			13:31																												
ZZZZZZ			13:34																												
ZZZZZZ			13:38																												
ZZZZZZ			13:43																												
ZZZZZZ			13:47																												
CCV 240-250359/78			13:51																												
CCB 240-250359/79			13:55																												
ZZZZZZ			13:59																												
ZZZZZZ			14:03																												
ZZZZZZ			14:08																												
ZZZZZZ			14:12																												
ZZZZZZ			14:16																												

FORM XIII-IN

13-IN
ANALYSIS RUN LOG
METALS

Lab Name: TestAmerica Canton Job No.: 240-70382-1

SDG No.:

Instrument ID: I9 Analysis Method: 6010C

Start Date: 10/07/2016 08:27 End Date: 10/08/2016 02:14

Lab Sample Id	D/F	Type	Time	Analytes																											
				Ag	Al	As	Ba	Be	Ca	Cd	Co	Cr	Cu	Fe	K	Mg	Mn	Na	Ni	Pb	Sb	Se	Tl	V	Zn				
ZZZZZZ			14:21																												
ZZZZZZ			14:25																												
ZZZZZZ			14:29																												
ZZZZZZ			14:34																												
ZZZZZZ			14:38																												
CCV 240-250359/90			14:43																												
CCB 240-250359/91			14:47																												
ZZZZZZ			14:51																												
ZZZZZZ			14:55																												
ZZZZZZ			15:00																												
ZZZZZZ			15:04																												
ZZZZZZ			15:08																												
ZZZZZZ			15:12																												
CRI 240-250359/98			15:17																												
ZZZZZZ			15:21																												
ZZZZZZ			15:25																												
ZZZZZZ			15:29																												
CCV 240-250359/102			15:34																												
CCB 240-250359/103			15:37																												
ZZZZZZ			15:42																												
ZZZZZZ			15:46																												
ZZZZZZ			15:50																												
ZZZZZZ			15:55																												
ZZZZZZ			15:59																												
ZZZZZZ			16:03																												
ZZZZZZ			16:07																												
ZZZZZZ			16:12																												
ZZZZZZ			16:16																												
ZZZZZZ			16:20																												
CCV 240-250359/114			16:24																												
CCB 240-250359/115			16:28																												
ZZZZZZ			16:32																												
ZZZZZZ			16:36																												
ZZZZZZ			16:40																												
ZZZZZZ			16:45																												
ZZZZZZ			16:49																												
ZZZZZZ			16:53																												
ZZZZZZ			16:57																												
ZZZZZZ			17:01																												
ZZZZZZ			17:05																												
ZZZZZZ			17:09																												
CCV 240-250359/126			17:14																												

FORM XIII-IN

13-IN
ANALYSIS RUN LOG
METALS

Lab Name: TestAmerica Canton Job No.: 240-70382-1

SDG No.:

Instrument ID: I9 Analysis Method: 6010C

Start Date: 10/07/2016 08:27 End Date: 10/08/2016 02:14

Lab Sample Id	D/F	Type	Time	Analytes																											
				Ag	Al	As	Ba	Be	Ca	Cd	Co	Cr	Cu	Fe	K	Mg	Mn	Na	Ni	Pb	Sb	Se	Tl	V	Zn				
CCB 240-250359/127			17:17																												
ZZZZZZ			17:22																												
ZZZZZZ			17:26																												
ZZZZZZ			17:30																												
ZZZZZZ			17:35																												
ZZZZZZ			17:39																												
ZZZZZZ			17:43																												
ZZZZZZ			17:47																												
ZZZZZZ			17:52																												
ZZZZZZ			17:56																												
ZZZZZZ			18:01																												
CCV 240-250359/138			18:05																												
CCB 240-250359/139			18:09																												
ZZZZZZ			18:13																												
ZZZZZZ			18:17																												
ZZZZZZ			18:22																												
ZZZZZZ			18:26																												
ZZZZZZ			18:30																												
ZZZZZZ			18:35																												
ZZZZZZ			18:39																												
ZZZZZZ			18:43																												
ZZZZZZ			18:47																												
ZZZZZZ			18:51																												
CCV 240-250359/150			18:56																												
CCB 240-250359/151			19:00																												
ZZZZZZ			19:04																												
ZZZZZZ			19:08																												
ZZZZZZ			19:12																												
ZZZZZZ			19:16																												
ZZZZZZ			19:20																												
ZZZZZZ			19:25																												
ZZZZZZ			19:29																												
ZZZZZZ			19:33																												
ZZZZZZ			19:37																												
ZZZZZZ			19:42																												
CCV 240-250359/162			19:46																												
CCB 240-250359/163			19:50																												
ZZZZZZ			19:54																												
ZZZZZZ			19:58																												
ZZZZZZ			20:02																												
ZZZZZZ			20:07																												
ZZZZZZ			20:11																												

FORM XIII-IN

13-IN
ANALYSIS RUN LOG
METALS

Lab Name: TestAmerica Canton Job No.: 240-70382-1

SDG No.:

Instrument ID: I9 Analysis Method: 6010C

Start Date: 10/07/2016 08:27 End Date: 10/08/2016 02:14

Lab Sample Id	D/F	Type	Time	Analytes																											
				Ag	Al	As	Ba	Be	Ca	Cd	Co	Cr	Cu	Fe	K	Mg	Mn	Na	Ni	Pb	Sb	Se	Tl	V	Zn				
ZZZZZZ			20:16																												
ZZZZZZ			20:20																												
ZZZZZZ			20:24																												
ZZZZZZ			20:28																												
ZZZZZZ			20:32																												
CCV 240-250359/174			20:37																												
CCB 240-250359/175			20:40																												
ZZZZZZ			20:45																												
ZZZZZZ			20:49																												
ZZZZZZ			20:53																												
ZZZZZZ			20:57																												
ZZZZZZ			21:01																												
ZZZZZZ			21:05																												
ZZZZZZ			21:10																												
ZZZZZZ			21:14																												
ZZZZZZ			21:19																												
ZZZZZZ			21:23																												
CCV 240-250359/186			21:27																												
CCB 240-250359/187			21:31																												
ZZZZZZ			21:35																												
ZZZZZZ			21:40																												
ZZZZZZ			21:44																												
ZZZZZZ			21:48																												
ZZZZZZ			21:52																												
ZZZZZZ			21:56																												
ZZZZZZ			22:01																												
ZZZZZZ			22:05																												
ZZZZZZ			22:10																												
ZZZZZZ			22:14																												
CCV 240-250359/198			22:19																												
CCB 240-250359/199			22:22																												
ZZZZZZ			22:27																												
ZZZZZZ			22:31																												
ZZZZZZ			22:36																												
ZZZZZZ			22:40																												
ZZZZZZ			22:45																												
ZZZZZZ			22:50																												
ZZZZZZ			22:54																												
ZZZZZZ			22:59																												
ZZZZZZ			23:03																												
ZZZZZZ			23:07																												
CCV 240-250359/210			23:12																												

FORM XIII-IN

13-IN
ANALYSIS RUN LOG
METALS

Lab Name: TestAmerica Canton Job No.: 240-70382-1

SDG No.:

Instrument ID: I9 Analysis Method: 6010C

Start Date: 10/07/2016 08:27 End Date: 10/08/2016 02:14

Lab Sample Id	D/F	Type	Time	Analytes																											
				Ag	Al	As	Ba	Be	Ca	Cd	Co	Cr	Cu	Fe	K	Mg	Mn	Na	Ni	Pb	Sb	Se	Tl	V	Zn				
CCB 240-250359/211			23:15																												
ZZZZZZ			23:20																												
ZZZZZZ			23:24																												
ZZZZZZ			23:28																												
ZZZZZZ			23:33																												
ZZZZZZ			23:37																												
ZZZZZZ			23:41																												
ZZZZZZ			23:46																												
ZZZZZZ			23:50																												
ZZZZZZ			23:55																												
ZZZZZZ			23:59																												
CCV 240-250359/222			00:03																												
CCB 240-250359/223			00:07																												
ZZZZZZ			00:12																												
ZZZZZZ			00:16																												
ZZZZZZ			00:20																												
ZZZZZZ			00:25																												
ZZZZZZ			00:29																												
ZZZZZZ			00:34																												
ZZZZZZ			00:38																												
ZZZZZZ			00:43																												
ZZZZZZ			00:47																												
ZZZZZZ			00:52																												
CCV 240-250359/234			00:55																												
CCB 240-250359/235			00:59																												
ZZZZZZ			01:04																												
ZZZZZZ			01:08																												
ZZZZZZ			01:12																												
ZZZZZZ			01:16																												
ZZZZZZ			01:21																												
ZZZZZZ			01:25																												
ZZZZZZ			01:30																												
ZZZZZZ			01:34																												
ZZZZZZ			01:38																												
ZZZZZZ			01:43																												
CCV 240-250359/246			01:48																												
CCB 240-250359/247			01:52																												
ZZZZZZ			01:56																												
ZZZZZZ			02:01																												
ZZZZZZ			02:05																												
CCV 240-250359/251			02:10																												
CCB 240-250359/252			02:14																												

FORM XIII-IN

13-IN
ANALYSIS RUN LOG
METALS

Lab Name: TestAmerica Canton Job No.: 240-70382-1

SDG No.:

Instrument ID: I9 Analysis Method: 6010C

Start Date: 10/07/2016 08:27 End Date: 10/08/2016 02:14

Lab Sample Id	D/F	Type	Time	Analytes																												
				Ag	Al	As	Ba	Be	Ca	Cd	Co	Cr	Cu	Fe	K	Mg	Mn	Na	Ni	Pb	Sb	Se	Tl	V	Zn				

Prep Types:
T = Total/NA

FORM XIII-IN

13-IN
ANALYSIS RUN LOG
METALS

Lab Name: TestAmerica Canton Job No.: 240-70382-1

SDG No.:

Instrument ID: I9 Analysis Method: 6010C

Start Date: 10/10/2016 09:21 End Date: 10/11/2016 06:38

Lab Sample Id	D/F	Type	Time	Analytes																								
				As	Ca	Cu	Mn	Se	Tl																			
ICIS 240-250625/1	1		09:21	X	X	X	X	X	X																			
CALSTD 240-250625/2 IC			09:26	X	X	X	X	X	X																			
CALSTD 240-250625/3 IC			09:30	X	X	X	X	X	X																			
ICV 240-250625/4	1		09:34	X	X	X	X	X	X																			
ICB 240-250625/5	1		09:38	X	X	X	X	X	X																			
CRI 240-250625/6	1		09:43	X	X	X	X	X	X																			
ZZZZZZ			09:47																									
ICSA 240-250625/8	1		09:51	X	X	X	X	X	X																			
ICSAB 240-250625/9	1		09:55	X	X	X	X	X	X																			
CCV 240-250625/10			09:59																									
CCB 240-250625/11			10:03																									
ZZZZZZ			10:08																									
ZZZZZZ			10:12																									
ZZZZZZ			10:16																									
ZZZZZZ			10:21																									
ZZZZZZ			10:25																									
ZZZZZZ			10:29																									
CCV 240-250625/18			10:33																									
CCB 240-250625/19			10:37																									
ZZZZZZ			10:50																									
ZZZZZZ			10:55																									
ZZZZZZ			10:59																									
ZZZZZZ			11:03																									
ZZZZZZ			11:07																									
ZZZZZZ			11:12																									
ZZZZZZ			11:16																									
CCV 240-250625/27			11:20																									
CCB 240-250625/28			11:24																									
ZZZZZZ			12:15																									
ZZZZZZ			12:19																									
ZZZZZZ			12:23																									
ZZZZZZ			12:27																									
ZZZZZZ			12:31																									
ZZZZZZ			12:35																									
ZZZZZZ			12:39																									
ZZZZZZ			12:43																									
ZZZZZZ			12:48																									
ZZZZZZ			12:52																									
CCV 240-250625/39			12:57																									
CCB 240-250625/40			13:00																									
ZZZZZZ			13:05																									
ZZZZZZ			13:09																									

FORM XIII-IN

13-IN
ANALYSIS RUN LOG
METALS

Lab Name: TestAmerica Canton Job No.: 240-70382-1

SDG No.:

Instrument ID: I9 Analysis Method: 6010C

Start Date: 10/10/2016 09:21 End Date: 10/11/2016 06:38

Lab Sample Id	D/F	Type	Time	Analytes																									
				As	Ca	Cu	Mn	Se	Tl																				
ZZZZZZ			13:14																										
ZZZZZZ			13:18																										
ZZZZZZ			13:22																										
ZZZZZZ			13:27																										
ZZZZZZ			13:31																										
ZZZZZZ			13:35																										
ZZZZZZ			13:40																										
ZZZZZZ			13:44																										
CCV 240-250625/51			13:48																										
CCB 240-250625/52			13:52																										
ZZZZZZ			13:56																										
ZZZZZZ			14:00																										
ZZZZZZ			14:05																										
ZZZZZZ			14:09																										
ZZZZZZ			14:13																										
ZZZZZZ			14:17																										
ZZZZZZ			14:21																										
ZZZZZZ			14:26																										
ZZZZZZ			14:30																										
CCV 240-250625/62			17:36																										
CCB 240-250625/63			17:40																										
CCV 240-250625/64	1		17:47	X	X	X	X	X	X																				
CCB 240-250625/65	1		17:51	X	X	X	X	X	X																				
CRI 240-250625/66			17:55																										
ZZZZZZ			18:00																										
ZZZZZZ			18:04																										
ZZZZZZ			18:09																										
240-70382-1	5	T	18:13	X	X	X	X	X	X																				
240-70382-1 SD	25	T	18:18	X	X	X	X	X	X																				
240-70382-1 MS	5	T	18:22	X	X	X	X	X	X																				
240-70382-1 MSD	5	T	18:26	X	X	X	X	X	X																				
CCV 240-250625/74	1		18:30	X	X	X	X	X	X																				
CCB 240-250625/75	1		18:34	X	X	X	X	X	X																				
240-70382-1 PDS	5	T	18:39					X	X																				
240-70382-2	5	T	18:43	X	X	X	X	X	X																				
240-70382-3	5	T	18:47	X	X	X	X	X	X																				
240-70382-4	2	T	18:52	X			X	X	X																				
240-70382-5	2	T	18:56	X			X	X	X																				
240-70382-6	5	T	19:01	X			X	X	X																				
240-70382-7	5	T	19:05	X	X	X	X	X	X																				
240-70382-8	5	T	19:09	X	X	X	X	X	X																				
240-70382-9	2	T	19:14	X	X	X	X	X	X																				

FORM XIII-IN

13-IN
ANALYSIS RUN LOG
METALS

Lab Name: TestAmerica Canton Job No.: 240-70382-1

SDG No.:

Instrument ID: I9 Analysis Method: 6010C

Start Date: 10/10/2016 09:21 End Date: 10/11/2016 06:38

Lab Sample Id	D/F	Type	Time	Analytes																									
				As	Ca	Cu	Mn	Se	Tl																				
240-70382-10	2	T	19:18	X			X	X	X																				
CCV 240-250625/86	1		19:23	X	X	X	X	X	X																				
CCB 240-250625/87	1		19:27	X	X	X	X	X	X																				
240-70382-11	2	T	19:31	X			X	X	X																				
240-70382-12	2	T	19:35	X			X	X	X																				
ZZZZZZ			19:40																										
ZZZZZZ			19:44																										
ZZZZZZ			19:48																										
ZZZZZZ			19:53																										
ZZZZZZ			19:57																										
ZZZZZZ			20:02																										
ZZZZZZ			20:06																										
ZZZZZZ			20:10																										
CCV 240-250625/98	1		20:15	X	X	X	X	X	X																				
CCB 240-250625/99	1		20:19	X	X	X	X	X	X																				
ZZZZZZ			20:23																										
ZZZZZZ			20:27																										
ZZZZZZ			20:32																										
ZZZZZZ			20:36																										
ZZZZZZ			20:40																										
CCV 240-250625/105			20:45																										
CCB 240-250625/106			20:49																										
CRI 240-250625/107	1		20:53	X	X	X	X	X	X																				
ZZZZZZ			20:57																										
ZZZZZZ			21:01																										
CCV 240-250625/110			21:06																										
CCB 240-250625/111			21:09																										
ZZZZZZ			21:14																										
ZZZZZZ			21:18																										
ZZZZZZ			21:22																										
ZZZZZZ			21:27																										
ZZZZZZ			21:31																										
ZZZZZZ			21:36																										
ZZZZZZ			21:40																										
ZZZZZZ			21:44																										
ZZZZZZ			21:49																										
ZZZZZZ			21:53																										
CCV 240-250625/122			21:57																										
CCB 240-250625/123			22:01																										
ZZZZZZ			22:06																										
ZZZZZZ			22:10																										
ZZZZZZ			22:15																										

FORM XIII-IN

13-IN
ANALYSIS RUN LOG
METALS

Lab Name: TestAmerica Canton Job No.: 240-70382-1

SDG No.:

Instrument ID: I9 Analysis Method: 6010C

Start Date: 10/10/2016 09:21 End Date: 10/11/2016 06:38

Lab Sample Id	D/F	Type	Time	Analytes																									
				As	Ca	Cu	Mn	Se	Tl																				
ZZZZZZ			22:19																										
ZZZZZZ			22:24																										
ZZZZZZ			22:28																										
ZZZZZZ			22:32																										
ZZZZZZ			22:37																										
ZZZZZZ			22:42																										
ZZZZZZ			22:46																										
CCV 240-250625/134			22:51																										
CCB 240-250625/135			22:55																										
ZZZZZZ			22:59																										
ZZZZZZ			23:03																										
ZZZZZZ			23:07																										
ZZZZZZ			23:12																										
ZZZZZZ			23:17																										
ZZZZZZ			23:21																										
ZZZZZZ			23:26																										
ZZZZZZ			23:30																										
ZZZZZZ			23:34																										
ZZZZZZ			23:39																										
CCV 240-250625/146			23:43																										
CCB 240-250625/147			23:47																										
ZZZZZZ			23:51																										
ZZZZZZ			23:56																										
ZZZZZZ			00:00																										
ZZZZZZ			00:04																										
ZZZZZZ			00:08																										
ZZZZZZ			00:12																										
ZZZZZZ			00:16																										
ZZZZZZ			00:21																										
ZZZZZZ			00:25																										
ZZZZZZ			00:29																										
CCV 240-250625/158			00:33																										
CCB 240-250625/159			00:37																										
ZZZZZZ			00:41																										
ZZZZZZ			00:46																										
ZZZZZZ			00:50																										
ZZZZZZ			00:54																										
ZZZZZZ			00:58																										
ZZZZZZ			01:02																										
ZZZZZZ			01:06																										
ZZZZZZ			01:10																										
ZZZZZZ			01:14																										

FORM XIII-IN

13-IN
ANALYSIS RUN LOG
METALS

Lab Name: TestAmerica Canton Job No.: 240-70382-1

SDG No.:

Instrument ID: I9 Analysis Method: 6010C

Start Date: 10/10/2016 09:21 End Date: 10/11/2016 06:38

Lab Sample Id	D/F	Type	Time	Analytes																									
				As	Ca	Cu	Mn	Se	Tl																				
ZZZZZZ			01:18																										
CCV 240-250625/170			01:23																										
CCB 240-250625/171			01:27																										
ZZZZZZ			01:31																										
ZZZZZZ			01:35																										
ZZZZZZ			01:40																										
ZZZZZZ			01:44																										
ZZZZZZ			01:49																										
ZZZZZZ			01:53																										
ZZZZZZ			01:57																										
ZZZZZZ			02:02																										
ZZZZZZ			02:06																										
ZZZZZZ			02:10																										
CCV 240-250625/182			02:14																										
CCB 240-250625/183			02:18																										
ZZZZZZ			02:23																										
ZZZZZZ			02:27																										
ZZZZZZ			02:31																										
ZZZZZZ			02:35																										
ZZZZZZ			02:40																										
ZZZZZZ			02:44																										
ZZZZZZ			02:48																										
ZZZZZZ			02:52																										
ZZZZZZ			02:57																										
ZZZZZZ			03:01																										
CCV 240-250625/194			03:05																										
CCB 240-250625/195			03:09																										
ZZZZZZ			03:13																										
ZZZZZZ			03:17																										
ZZZZZZ			03:21																										
ZZZZZZ			03:25																										
ZZZZZZ			03:30																										
ZZZZZZ			03:34																										
ZZZZZZ			03:38																										
ZZZZZZ			03:42																										
ZZZZZZ			03:46																										
ZZZZZZ			03:51																										
CCV 240-250625/206			03:55																										
CCB 240-250625/207			03:59																										
ZZZZZZ			04:03																										
ZZZZZZ			04:07																										
ZZZZZZ			04:12																										

FORM XIII-IN

13-IN
ANALYSIS RUN LOG
METALS

Lab Name: TestAmerica Canton Job No.: 240-70382-1

SDG No.:

Instrument ID: I9 Analysis Method: 6010C

Start Date: 10/10/2016 09:21 End Date: 10/11/2016 06:38

Lab Sample Id	D/F	Type	Time	Analytes																									
				As	Ca	Cu	Mn	Se	Tl																				
ZZZZZZ			04:16																										
ZZZZZZ			04:20																										
ZZZZZZ			04:25																										
ZZZZZZ			04:29																										
ZZZZZZ			04:33																										
ZZZZZZ			04:37																										
ZZZZZZ			04:41																										
CCV 240-250625/218			04:46																										
CCB 240-250625/219			04:50																										
ZZZZZZ			04:54																										
ZZZZZZ			04:58																										
ZZZZZZ			05:02																										
ZZZZZZ			05:07																										
ZZZZZZ			05:11																										
ZZZZZZ			05:15																										
ZZZZZZ			05:19																										
ZZZZZZ			05:23																										
ZZZZZZ			05:28																										
ZZZZZZ			05:32																										
CCV 240-250625/230			05:36																										
CCB 240-250625/231			05:40																										
ZZZZZZ			05:44																										
ZZZZZZ			05:49																										
ZZZZZZ			05:53																										
ZZZZZZ			05:57																										
ZZZZZZ			06:01																										
ZZZZZZ			06:05																										
ZZZZZZ			06:09																										
ZZZZZZ			06:13																										
ZZZZZZ			06:17																										
ZZZZZZ			06:22																										
CCV 240-250625/242			06:26																										
CCB 240-250625/243			06:30																										
CCV 240-250625/244			06:34																										
CCB 240-250625/245			06:38																										

Prep Types:
T = Total/NA

FORM XIII-IN

13-IN
ANALYSIS RUN LOG
METALS

Lab Name: TestAmerica Canton Job No.: 240-70382-1

SDG No.:

Instrument ID: I10 Analysis Method: 6020A

Start Date: 10/14/2016 14:41 End Date: 10/15/2016 07:04

Lab Sample Id	D/F	Type	Time	Analytes																											
				Ag	Al	As	Ba	Be	Ca	Cd	Co	Cr	Cu	Fe	K	Mg	Mn	Na	Ni	Pb	Sb	Se	Tl	V	Zn						
ZZZZZZ			14:41																												
ICIS 240-251645/2	1		14:45	X	X	X	X	X	X	X	X	X	X	X	X	X	X	X	X	X	X	X	X	X	X						
STD1 240-251645/3 IC	1		14:49	X	X	X	X	X	X	X	X	X	X	X	X	X	X	X	X	X	X	X	X	X	X						
STD2 240-251645/4 IC	1		14:54	X	X	X	X	X	X	X	X	X	X	X	X	X	X	X	X	X	X	X	X	X	X						
STD3 240-251645/5 IC	1		14:58	X	X	X	X	X	X	X	X	X	X	X	X	X	X	X	X	X	X	X	X	X	X						
STD4 240-251645/6 IC	1		15:02	X	X	X	X	X	X	X	X	X	X	X	X	X	X	X	X	X	X	X	X	X	X						
ICV 240-251645/7	1		15:07	X	X	X	X	X	X	X	X	X	X	X	X	X	X	X	X	X	X	X	X	X	X						
ICB 240-251645/8	1		15:11	X	X	X	X	X	X	X	X	X	X	X	X	X	X	X	X	X	X	X	X	X	X						
CRI 240-251645/9	1		15:15	X	X	X	X	X	X	X	X	X	X	X	X	X	X	X	X	X	X	X	X	X	X						
ICSA 240-251645/10	1		15:22	X	X	X	X	X	X	X	X	X	X	X	X	X	X	X	X	X	X	X	X	X	X						
ICSAB 240-251645/11	1		15:26	X	X	X	X	X	X	X	X	X	X	X	X	X	X	X	X	X	X	X	X	X	X						
CCV 240-251645/12			15:30																												
CCB 240-251645/13			15:34																												
ZZZZZZ			15:39																												
ZZZZZZ			15:43																												
ZZZZZZ			15:48																												
ZZZZZZ			15:52																												
ZZZZZZ			15:56																												
ZZZZZZ			16:01																												
CCV 240-251645/20			16:05																												
CCB 240-251645/21			16:09																												
ZZZZZZ			16:14																												
ZZZZZZ			16:18																												
ZZZZZZ			16:22																												
ZZZZZZ			16:26																												
ZZZZZZ			16:31																												
ZZZZZZ			16:35																												
ZZZZZZ			16:39																												
ZZZZZZ			16:43																												
ZZZZZZ			16:47																												
ZZZZZZ			16:51																												
CCV 240-251645/32			16:56																												
CCB 240-251645/33			17:00																												
ZZZZZZ			17:04																												
ZZZZZZ			17:08																												
ZZZZZZ			17:13																												
ZZZZZZ			17:17																												
ZZZZZZ			17:21																												
ZZZZZZ			17:26																												
ZZZZZZ			17:30																												
ZZZZZZ			17:34																												
ZZZZZZ			17:39																												

FORM XIII-IN

13-IN
ANALYSIS RUN LOG
METALS

Lab Name: TestAmerica Canton Job No.: 240-70382-1

SDG No.:

Instrument ID: I10 Analysis Method: 6020A

Start Date: 10/14/2016 14:41 End Date: 10/15/2016 07:04

Lab Sample Id	D/F	Type	Time	Analytes																											
				Ag	Al	As	Ba	Be	Ca	Cd	Co	Cr	Cu	Fe	K	Mg	Mn	Na	Ni	Pb	Sb	Se	Tl	V	Zn				
ZZZZZZ			17:43																												
CCV 240-251645/44			17:47																												
CCB 240-251645/45			17:51																												
ZZZZZZ			17:56																												
ZZZZZZ			18:00																												
ZZZZZZ			18:04																												
ZZZZZZ			18:08																												
ZZZZZZ			18:13																												
ZZZZZZ			18:17																												
ZZZZZZ			18:21																												
ZZZZZZ			18:26																												
ZZZZZZ			18:30																												
CCV 240-251645/55			18:34																												
CCB 240-251645/56			18:39																												
CRI 240-251645/57			18:43																												
ZZZZZZ			18:47																												
ZZZZZZ			18:52																												
ZZZZZZ			18:56																												
ZZZZZZ			19:00																												
ZZZZZZ			19:04																												
ZZZZZZ			19:08																												
ZZZZZZ			19:12																												
ZZZZZZ			19:16																												
ZZZZZZ			19:21																												
CCV 240-251645/67			19:25																												
CCB 240-251645/68			19:29																												
ZZZZZZ			19:33																												
ZZZZZZ			19:38																												
ZZZZZZ			19:42																												
ZZZZZZ			19:46																												
ZZZZZZ			19:50																												
ZZZZZZ			19:55																												
ZZZZZZ			19:59																												
ZZZZZZ			20:03																												
ZZZZZZ			20:07																												
ZZZZZZ			20:12																												
CCV 240-251645/79			20:16																												
CCB 240-251645/80			20:20																												
CCV 240-251645/81	1		20:25	X	X	X	X	X	X	X	X	X	X	X	X	X	X	X	X	X	X	X	X	X	X	X				
CCB 240-251645/82	1		20:29	X	X	X	X	X	X	X	X	X	X	X	X	X	X	X	X	X	X	X	X	X	X	X				
ZZZZZZ			20:33																												
ZZZZZZ			20:38																												

FORM XIII-IN

13-IN
ANALYSIS RUN LOG
METALS

Lab Name: TestAmerica Canton Job No.: 240-70382-1

SDG No.:

Instrument ID: I10 Analysis Method: 6020A

Start Date: 10/14/2016 14:41 End Date: 10/15/2016 07:04

Lab Sample Id	D/F	Type	Time	Analytes																													
				Ag	Al	As	Ba	Be	Ca	Cd	Co	Cr	Cu	Fe	K	Mg	Mn	Na	Ni	Pb	Sb	Se	Tl	V	Zn								
MB 240-250171/1-A ^2	2	T	20:42	X	X	X	X	X	X	X	X	X	X	X	X	X	X	X	X	X	X	X	X	X	X								
LCS 240-250171/3-A ^2	2	T	20:46	X	X	X	X	X	X	X	X	X	X	X	X	X	X	X	X	X	X	X	X	X	X								
240-70382-1	2	T	20:50	X	X	X	X	X		X	X	X	X	X	X	X		X	X	X	X	X	X	X	X								
240-70382-1 SD	10	T	20:54	X	X	X	X	X		X	X	X	X	X	X	X		X	X	X	X	X	X	X	X								
240-70382-1 PDS	2	T	20:59				X	X			X	X	X		X			X	X		X	X			X								
240-70382-1 MS	2	T	21:03	X	X	X	X	X		X	X	X	X	X	X	X		X	X	X	X	X	X	X	X								
240-70382-1 MSD	2	T	21:07	X	X	X	X	X		X	X	X	X	X	X	X		X	X	X	X	X	X	X	X								
240-70382-2	2	T	21:11	X	X	X	X	X		X	X	X	X	X	X	X		X	X	X	X	X	X	X	X								
CCV 240-251645/93	1		21:15	X	X	X	X	X	X	X	X	X	X	X	X	X	X	X	X	X	X	X	X	X	X								
CCB 240-251645/94	1		21:19	X	X	X	X	X	X	X	X	X	X	X	X	X	X	X	X	X	X	X	X	X	X								
240-70382-3	2	T	21:24	X	X	X	X	X		X	X	X	X	X	X	X		X	X	X	X	X	X	X	X								
240-70382-4	2	T	21:28	X	X	X	X	X	X	X	X	X	X	X	X	X		X	X	X	X	X	X	X	X								
240-70382-5	2	T	21:32	X	X	X	X	X	X	X	X	X	X	X	X	X		X	X	X	X	X	X	X	X								
240-70382-6	2	T	21:36	X	X	X	X	X	X	X	X	X	X	X	X	X		X	X	X	X	X	X	X	X								
240-70382-7	2	T	21:40	X	X	X	X	X		X	X	X	X	X	X	X		X	X	X	X	X	X	X	X								
240-70382-8	2	T	21:45	X	X	X	X	X		X	X	X	X	X	X	X		X	X	X	X	X	X	X	X								
240-70382-9	2	T	21:49	X	X	X	X	X		X	X	X	X	X	X	X		X	X	X	X	X	X	X	X								
240-70382-10	2	T	21:53	X	X	X	X	X	X	X	X	X	X	X	X	X		X	X	X	X	X	X	X	X								
240-70382-11	2	T	21:57	X	X	X	X	X	X	X	X	X	X	X	X	X		X	X	X	X	X	X	X	X								
240-70382-12	2	T	22:02	X	X	X	X	X	X	X	X	X	X	X	X	X		X	X	X	X	X	X	X	X								
CCV 240-251645/105	1		22:06	X	X	X	X	X	X	X	X	X	X	X	X	X	X	X	X	X	X	X	X	X	X								
CCB 240-251645/106	1		22:10	X	X	X	X	X	X	X	X	X	X	X	X	X	X	X	X	X	X	X	X	X	X								
CCV 240-251645/107			22:14																														
CCB 240-251645/108			22:19																														
CRI 240-251645/109	1		22:23	X	X	X	X	X	X	X	X	X	X	X	X	X	X	X	X	X	X	X	X	X	X								
ZZZZZZ			22:27																														
ZZZZZZ			22:32																														
ZZZZZZ			22:36																														
ZZZZZZ			22:40																														
ZZZZZZ			22:45																														
ZZZZZZ			22:49																														
ZZZZZZ			22:53																														
ZZZZZZ			22:57																														
ZZZZZZ			23:01																														
CCV 240-251645/119			23:05																														
CCB 240-251645/120			23:10																														
ZZZZZZ			23:14																														
ZZZZZZ			23:18																														
ZZZZZZ			23:22																														
ZZZZZZ			23:27																														
ZZZZZZ			23:31																														
ZZZZZZ			23:35																														

FORM XIII-IN

13-IN
ANALYSIS RUN LOG
METALS

Lab Name: TestAmerica Canton Job No.: 240-70382-1

SDG No.:

Instrument ID: I10 Analysis Method: 6020A

Start Date: 10/14/2016 14:41 End Date: 10/15/2016 07:04

Lab Sample Id	D/F	Type	Time	Analytes																											
				Ag	Al	As	Ba	Be	Ca	Cd	Co	Cr	Cu	Fe	K	Mg	Mn	Na	Ni	Pb	Sb	Se	Tl	V	Zn				
CCV 240-251645/127			23:40																												
CCB 240-251645/128			23:44																												
CRI 240-251645/129			23:48																												
ZZZZZZ			23:53																												
ZZZZZZ			23:57																												
ZZZZZZ			00:01																												
ZZZZZZ			00:05																												
ZZZZZZ			00:10																												
ZZZZZZ			00:14																												
ZZZZZZ			00:18																												
ZZZZZZ			00:22																												
ZZZZZZ			00:26																												
CCV 240-251645/139			00:31																												
CCB 240-251645/140			00:35																												
ZZZZZZ			00:39																												
ZZZZZZ			00:44																												
ZZZZZZ			00:48																												
ZZZZZZ			00:52																												
ZZZZZZ			00:56																												
ZZZZZZ			01:01																												
ZZZZZZ			01:05																												
ZZZZZZ			01:09																												
ZZZZZZ			01:13																												
ZZZZZZ			01:18																												
CCV 240-251645/151			01:22																												
CCB 240-251645/152			01:26																												
ZZZZZZ			01:31																												
ZZZZZZ			01:35																												
ZZZZZZ			01:39																												
CCV 240-251645/156			01:44																												
CCB 240-251645/157			01:48																												
CRI 240-251645/158			01:52																												
ZZZZZZ			01:56																												
ZZZZZZ			02:01																												
ZZZZZZ			02:05																												
ZZZZZZ			02:09																												
ZZZZZZ			02:14																												
ZZZZZZ			02:18																												
ZZZZZZ			02:22																												
ZZZZZZ			02:26																												
ZZZZZZ			02:31																												
CCV 240-251645/168			02:35																												

FORM XIII-IN

13-IN
ANALYSIS RUN LOG
METALS

Lab Name: TestAmerica Canton Job No.: 240-70382-1

SDG No.:

Instrument ID: I10 Analysis Method: 6020A

Start Date: 10/14/2016 14:41 End Date: 10/15/2016 07:04

Lab Sample Id	D/F	Type	Time	Analytes																											
				Ag	Al	As	Ba	Be	Ca	Cd	Co	Cr	Cu	Fe	K	Mg	Mn	Na	Ni	Pb	Sb	Se	Tl	V	Zn				
CCB 240-251645/169			02:39																												
ZZZZZZ			02:43																												
ICSA 240-251645/171			02:47																												
ICSAB 240-251645/172			02:52																												
ZZZZZZ			02:56																												
ZZZZZZ			03:00																												
ZZZZZZ			03:05																												
ZZZZZZ			03:09																												
ZZZZZZ			03:13																												
ZZZZZZ			03:17																												
ZZZZZZ			03:22																												
ZZZZZZ			03:26																												
ZZZZZZ			03:30																												
CCV 240-251645/182			03:35																												
CCB 240-251645/183			03:39																												
ZZZZZZ			03:43																												
ZZZZZZ			03:48																												
CCV 240-251645/186			03:52																												
CCB 240-251645/187			03:56																												
CRI 240-251645/188			04:01																												
ZZZZZZ			04:05																												
ZZZZZZ			04:09																												
ZZZZZZ			04:14																												
ZZZZZZ			04:18																												
ZZZZZZ			04:22																												
ZZZZZZ			04:26																												
ZZZZZZ			04:31																												
ZZZZZZ			04:35																												
ZZZZZZ			04:39																												
CCV 240-251645/198			04:44																												
CCB 240-251645/199			04:48																												
ZZZZZZ			04:52																												
ZZZZZZ			04:57																												
ZZZZZZ			05:01																												
ZZZZZZ			05:05																												
ZZZZZZ			05:09																												
ZZZZZZ			05:13																												
ZZZZZZ			05:17																												
ZZZZZZ			05:22																												
ZZZZZZ			05:26																												
ZZZZZZ			05:30																												
CCV 240-251645/210			05:35																												

FORM XIII-IN

13-IN
ANALYSIS RUN LOG
METALS

Lab Name: TestAmerica Canton Job No.: 240-70382-1

SDG No.:

Instrument ID: I10 Analysis Method: 6020A

Start Date: 10/14/2016 14:41 End Date: 10/15/2016 07:04

Lab Sample Id	D/F	Type	Time	Analytes																										
				Ag	Al	As	Ba	Be	Ca	Cd	Co	Cr	Cu	Fe	K	Mg	Mn	Na	Ni	Pb	Sb	Se	Tl	V	Zn				
CCB 240-251645/211			05:39																											
ZZZZZZ			05:43																											
ZZZZZZ			05:48																											
ZZZZZZ			05:52																											
ZZZZZZ			05:56																											
ZZZZZZ			06:00																											
ZZZZZZ			06:05																											
ZZZZZZ			06:09																											
ZZZZZZ			06:13																											
ZZZZZZ			06:18																											
ZZZZZZ			06:22																											
CCV 240-251645/222			06:26																											
CCB 240-251645/223			06:31																											
ZZZZZZ			06:35																											
ZZZZZZ			06:39																											
ZZZZZZ			06:43																											
ZZZZZZ			06:48																											
ZZZZZZ			06:52																											
ZZZZZZ			06:56																											
CCV 240-251645/230			07:00																											
CCB 240-251645/231			07:04																											

Prep Types:
T = Total/NA

FORM XIII-IN

13-IN
ANALYSIS RUN LOG
METALS

Lab Name: TestAmerica Canton Job No.: 240-70382-1

SDG No.:

Instrument ID: I10 Analysis Method: 6020A

Start Date: 10/17/2016 14:23 End Date: 10/18/2016 12:42

Lab Sample Id	D/F	Type	Time	Analytes																									
				Ca	Mn																								
ZZZZZZ			14:23																										
ICIS 240-251858/2	1		14:27	X	X																								
STD1 240-251858/3 IC	1		14:31	X	X																								
STD2 240-251858/4 IC	1		14:35	X	X																								
STD3 240-251858/5 IC	1		14:40	X	X																								
STD4 240-251858/6 IC	1		14:44	X	X																								
ICV 240-251858/7	1		14:48	X	X																								
ICB 240-251858/8	1		14:53	X	X																								
CRI 240-251858/9	1		14:57	X	X																								
ICSA 240-251858/10	1		15:01	X	X																								
ICSAB 240-251858/11	1		15:06	X	X																								
CCV 240-251858/12			15:10																										
CCB 240-251858/13			15:14																										
ZZZZZZ			15:20																										
ZZZZZZ			15:31																										
ZZZZZZ			15:36																										
ZZZZZZ			15:40																										
ZZZZZZ			15:44																										
ZZZZZZ			15:48																										
ZZZZZZ			15:52																										
ZZZZZZ			15:57																										
ZZZZZZ			16:01																										
ZZZZZZ			16:05																										
ZZZZZZ			16:10																										
CCV 240-251858/25			16:14																										
CCB 240-251858/26			16:18																										
ZZZZZZ			16:25																										
ZZZZZZ			16:29																										
ZZZZZZ			16:33																										
ZZZZZZ			16:37																										
ZZZZZZ			16:42																										
ZZZZZZ			16:46																										
ZZZZZZ			16:50																										
ZZZZZZ			16:54																										
ZZZZZZ			16:58																										
ZZZZZZ			17:03																										
CCV 240-251858/37			17:07																										
CCB 240-251858/38			17:11																										
ZZZZZZ			17:16																										
ZZZZZZ			17:20																										
ZZZZZZ			17:24																										
ZZZZZZ			17:29																										

FORM XIII-IN

13-IN
ANALYSIS RUN LOG
METALS

Lab Name: TestAmerica Canton Job No.: 240-70382-1

SDG No.:

Instrument ID: I10 Analysis Method: 6020A

Start Date: 10/17/2016 14:23 End Date: 10/18/2016 12:42

Lab Sample Id	D/F	Type	Time	Analytes																								
				Ca	Mn																							
ZZZZZZ			17:33																									
ZZZZZZ			17:37																									
ZZZZZZ			17:42																									
ZZZZZZ			17:46																									
ZZZZZZ			17:50																									
ZZZZZZ			17:55																									
CCV 240-251858/49			17:59																									
CCB 240-251858/50			18:03																									
ZZZZZZ			18:08																									
ZZZZZZ			18:12																									
ZZZZZZ			18:16																									
ZZZZZZ			18:21																									
ZZZZZZ			18:25																									
ZZZZZZ			18:29																									
CCV 240-251858/57			18:34																									
CCB 240-251858/58			18:38																									
CRI 240-251858/59			18:42																									
ZZZZZZ			18:46																									
ZZZZZZ			18:51																									
ZZZZZZ			18:55																									
ZZZZZZ			18:59																									
ZZZZZZ			19:03																									
ZZZZZZ			19:08																									
ZZZZZZ			19:12																									
ZZZZZZ			19:16																									
ZZZZZZ			19:21																									
CCV 240-251858/69			19:25																									
CCB 240-251858/70			19:29																									
ZZZZZZ			19:34																									
ZZZZZZ			19:38																									
ZZZZZZ			19:42																									
ZZZZZZ			19:47																									
ZZZZZZ			19:51																									
ZZZZZZ			19:55																									
ZZZZZZ			20:00																									
ZZZZZZ			20:04																									
ZZZZZZ			20:08																									
ZZZZZZ			20:13																									
CCV 240-251858/81			20:17																									
CCB 240-251858/82			20:21																									
ZZZZZZ			20:25																									
ZZZZZZ			20:30																									

FORM XIII-IN

13-IN
ANALYSIS RUN LOG
METALS

Lab Name: TestAmerica Canton Job No.: 240-70382-1

SDG No.:

Instrument ID: I10 Analysis Method: 6020A

Start Date: 10/17/2016 14:23 End Date: 10/18/2016 12:42

Lab Sample Id	D/F	Type	Time	Analytes																									
				Ca	Mn																								
ZZZZZZ			20:34																										
ZZZZZZ			20:38																										
ZZZZZZ			20:43																										
CCV 240-251858/88			20:47																										
CCB 240-251858/89			20:51																										
CRI 240-251858/90			20:56																										
ZZZZZZ			21:00																										
ZZZZZZ			21:04																										
ZZZZZZ			21:09																										
ZZZZZZ			21:13																										
ZZZZZZ			21:17																										
ZZZZZZ			21:22																										
ZZZZZZ			21:26																										
ZZZZZZ			21:30																										
ZZZZZZ			21:34																										
CCV 240-251858/100			21:39																										
CCB 240-251858/101			21:43																										
ZZZZZZ			21:47																										
ZZZZZZ			21:52																										
ZZZZZZ			21:56																										
ZZZZZZ			22:00																										
CCV 240-251858/106			22:04																										
CCB 240-251858/107			22:09																										
CRI 240-251858/108			22:13																										
ZZZZZZ			22:17																										
ZZZZZZ			22:22																										
ZZZZZZ			22:26																										
ZZZZZZ			22:30																										
ZZZZZZ			22:35																										
ZZZZZZ			22:39																										
ZZZZZZ			22:43																										
ZZZZZZ			22:47																										
ZZZZZZ			22:51																										
CCV 240-251858/118	1		22:56	X	X																								
CCB 240-251858/119	1		23:00	X	X																								
ZZZZZZ			23:04																										
ZZZZZZ			23:09																										
ZZZZZZ			23:13																										
240-70382-1	10	T	23:17	X	X																								
240-70382-1 SD	50	T	23:21	X	X																								
ZZZZZZ			23:26																										
240-70382-1 MS	10	T	23:30	X	X																								

FORM XIII-IN

13-IN
ANALYSIS RUN LOG
METALS

Lab Name: TestAmerica Canton Job No.: 240-70382-1

SDG No.:

Instrument ID: I10 Analysis Method: 6020A

Start Date: 10/17/2016 14:23 End Date: 10/18/2016 12:42

Lab Sample Id	D/F	Type	Time	Analytes																								
				Ca	Mn																							
240-70382-1 MSD	10	T	23:34	X	X																							
240-70382-2	10	T	23:38	X	X																							
240-70382-3	10	T	23:42	X	X																							
CCV 240-251858/130	1		23:47	X	X																							
CCB 240-251858/131	1		23:51	X	X																							
240-70382-4	10	T	23:55		X																							
240-70382-5	10	T	00:00		X																							
ZZZZZZ			00:04																									
240-70382-7	10	T	00:08	X	X																							
240-70382-8	10	T	00:13	X	X																							
240-70382-9	10	T	00:17	X	X																							
240-70382-10	10	T	00:21		X																							
240-70382-11	10	T	00:25		X																							
240-70382-12	10	T	00:30		X																							
CCV 240-251858/141	1		00:34	X	X																							
CCB 240-251858/142	1		00:38	X	X																							
CRI 240-251858/143	1		00:43	X	X																							
ICSA 240-251858/144			00:47																									
ICSAB 240-251858/145			00:51																									
ZZZZZZ			00:56																									
ZZZZZZ			01:00																									
ZZZZZZ			01:04																									
ZZZZZZ			01:08																									
ZZZZZZ			01:13																									
ZZZZZZ			01:17																									
ZZZZZZ			01:21																									
ZZZZZZ			01:25																									
ZZZZZZ			01:29																									
CCV 240-251858/155			01:33																									
CCB 240-251858/156			01:38																									
ZZZZZZ			01:42																									
ZZZZZZ			01:46																									
ZZZZZZ			01:51																									
ZZZZZZ			01:55																									
ZZZZZZ			01:59																									
ZZZZZZ			02:04																									
ZZZZZZ			02:08																									
ZZZZZZ			02:12																									
ZZZZZZ			02:16																									
ZZZZZZ			02:21																									
CCV 240-251858/167			02:25																									
CCB 240-251858/168			02:29																									

FORM XIII-IN

13-IN
ANALYSIS RUN LOG
METALS

Lab Name: TestAmerica Canton Job No.: 240-70382-1

SDG No.:

Instrument ID: I10 Analysis Method: 6020A

Start Date: 10/17/2016 14:23 End Date: 10/18/2016 12:42

Lab Sample Id	D/F	Type	Time	Analytes																									
				Ca	Mn																								
CCV 240-251858/169			02:34																										
CCB 240-251858/170			02:38																										
CRI 240-251858/171			02:43																										
ZZZZZZ			02:47																										
ZZZZZZ			02:51																										
ZZZZZZ			02:55																										
ZZZZZZ			03:00																										
ZZZZZZ			03:04																										
ZZZZZZ			03:08																										
ZZZZZZ			03:12																										
ZZZZZZ			03:16																										
ZZZZZZ			03:21																										
CCV 240-251858/181			03:25																										
CCB 240-251858/182			03:29																										
ZZZZZZ			03:34																										
ZZZZZZ			03:38																										
ZZZZZZ			03:42																										
ZZZZZZ			03:46																										
ZZZZZZ			03:51																										
ZZZZZZ			03:55																										
ZZZZZZ			03:59																										
ZZZZZZ			04:04																										
ZZZZZZ			04:08																										
ZZZZZZ			04:12																										
CCV 240-251858/193			04:17																										
CCB 240-251858/194			04:21																										
ZZZZZZ			04:25																										
CCV 240-251858/196			04:30																										
CCB 240-251858/197			04:34																										
CRI 240-251858/198			04:38																										
ZZZZZZ			04:43																										
ZZZZZZ			04:47																										
ZZZZZZ			04:51																										
ZZZZZZ			04:55																										
ZZZZZZ			05:00																										
ZZZZZZ			05:04																										
ZZZZZZ			05:08																										
ZZZZZZ			05:12																										
ZZZZZZ			05:16																										
CCV 240-251858/208			05:20																										
CCB 240-251858/209			05:25																										
ZZZZZZ			05:29																										

FORM XIII-IN

13-IN
ANALYSIS RUN LOG
METALS

Lab Name: TestAmerica Canton Job No.: 240-70382-1

SDG No.:

Instrument ID: I10 Analysis Method: 6020A

Start Date: 10/17/2016 14:23 End Date: 10/18/2016 12:42

Lab Sample Id	D/F	Type	Time	Analytes																								
				Ca	Mn																							
ZZZZZZ			05:33																									
ZZZZZZ			05:38																									
ZZZZZZ			05:42																									
ZZZZZZ			05:46																									
ZZZZZZ			05:50																									
ZZZZZZ			05:55																									
ZZZZZZ			05:59																									
ZZZZZZ			06:03																									
ZZZZZZ			06:08																									
CCV 240-251858/220			06:12																									
CCB 240-251858/221			06:16																									
ZZZZZZ			06:21																									
ZZZZZZ			06:25																									
ZZZZZZ			06:29																									
ZZZZZZ			06:34																									
ZZZZZZ			06:38																									
CCV 240-251858/227			06:42																									
CCB 240-251858/228			06:47																									
ZZZZZZ			06:51																									
ZZZZZZ			06:55																									
ZZZZZZ			07:00																									
CCV 240-251858/232			07:04																									
CCB 240-251858/233			07:08																									
ZZZZZZ			07:12																									
ZZZZZZ			07:22																									
ZZZZZZ			07:26																									
ZZZZZZ			07:30																									
ZZZZZZ			07:34																									
ZZZZZZ			07:39																									
ZZZZZZ			07:43																									
ZZZZZZ			07:47																									
ZZZZZZ			07:51																									
ZZZZZZ			07:55																									
CCV 240-251858/244			08:00																									
CCB 240-251858/245			08:04																									
ZZZZZZ			08:08																									
ZZZZZZ			08:13																									
ZZZZZZ			08:17																									
ZZZZZZ			08:21																									
ZZZZZZ			08:30																									
ZZZZZZ			08:35																									
ZZZZZZ			08:39																									

FORM XIII-IN

13-IN
ANALYSIS RUN LOG
METALS

Lab Name: TestAmerica Canton Job No.: 240-70382-1

SDG No.:

Instrument ID: I10 Analysis Method: 6020A

Start Date: 10/17/2016 14:23 End Date: 10/18/2016 12:42

Lab Sample Id	D/F	Type	Time	Analytes																								
				Ca	Mn																							
ZZZZZZ			08:43																									
ZZZZZZ			08:48																									
CCV 240-251858/255			08:52																									
CCB 240-251858/256			08:56																									
ZZZZZZ			09:01																									
ZZZZZZ			09:05																									
ZZZZZZ			09:09																									
ZZZZZZ			09:13																									
ZZZZZZ			09:18																									
CCV 240-251858/262			09:22																									
CCB 240-251858/263			09:26																									
CRI 240-251858/264			09:31																									
ZZZZZZ			09:35																									
ZZZZZZ			09:39																									
ZZZZZZ			09:43																									
ZZZZZZ			09:48																									
ZZZZZZ			09:52																									
ZZZZZZ			09:56																									
ZZZZZZ			10:01																									
ZZZZZZ			10:05																									
ZZZZZZ			10:09																									
CCV 240-251858/274			10:14																									
CCB 240-251858/275			10:18																									
ZZZZZZ			10:22																									
ZZZZZZ			10:27																									
ZZZZZZ			10:31																									
ZZZZZZ			10:35																									
CCV 240-251858/280			10:40																									
CCB 240-251858/281			10:44																									
CRI 240-251858/282			10:49																									
ZZZZZZ			10:58																									
ZZZZZZ			11:02																									
ZZZZZZ			11:06																									
ZZZZZZ			11:11																									
ZZZZZZ			11:15																									
ZZZZZZ			11:19																									
ZZZZZZ			11:23																									
ZZZZZZ			11:27																									
ZZZZZZ			11:31																									
CCV 240-251858/292			11:36																									
CCB 240-251858/293			11:40																									
ZZZZZZ			11:44																									

FORM XIII-IN

13-IN
ANALYSIS RUN LOG
METALS

Lab Name: TestAmerica Canton Job No.: 240-70382-1

SDG No.:

Instrument ID: I10 Analysis Method: 6020A

Start Date: 10/17/2016 14:23 End Date: 10/18/2016 12:42

Lab Sample Id	D/F	Type	Time	Analytes																									
				Ca	Mn																								
ZZZZZZ			11:49																										
ZZZZZZ			11:53																										
ZZZZZZ			11:57																										
ZZZZZZ			12:02																										
ZZZZZZ			12:06																										
ZZZZZZ			12:10																										
ZZZZZZ			12:15																										
ZZZZZZ			12:19																										
ZZZZZZ			12:23																										
CCV 240-251858/304			12:28																										
CCB 240-251858/305			12:32																										
CRI 240-251858/306			12:36																										
CRI 240-251858/307			12:42																										

Prep Types:
T = Total/NA

FORM XIII-IN

13-IN
ANALYSIS RUN LOG
METALS

Lab Name: TestAmerica Canton Job No.: 240-70382-1

SDG No.:

Instrument ID: I10 Analysis Method: 6020A

Start Date: 11/02/2016 09:06 End Date: 11/02/2016 19:56

Lab Sample Id	D/F	Type	Time	Analytes
				Mn
ZZZZZZ			09:06	
ICIS 240-254132/2	1		09:11	X
STD1 240-254132/3 IC	1		09:15	X
STD2 240-254132/4 IC	1		09:19	X
STD3 240-254132/5 IC	1		09:24	X
STD4 240-254132/6 IC	1		09:28	X
ICV 240-254132/7	1		09:32	X
ICB 240-254132/8	1		09:36	X
CRI 240-254132/9	1		09:41	X
ICSA 240-254132/10	1		09:45	X
ICSAB 240-254132/11	1		09:49	X
CCV 240-254132/12			09:53	
CCB 240-254132/13			09:57	
ZZZZZZ			10:05	
ZZZZZZ			10:09	
ZZZZZZ			10:14	
ZZZZZZ			10:18	
ZZZZZZ			10:22	
ZZZZZZ			10:26	
ZZZZZZ			10:30	
ZZZZZZ			10:35	
ZZZZZZ			10:39	
ZZZZZZ			10:43	
CCV 240-254132/24			10:47	
CCB 240-254132/25			10:51	
ZZZZZZ			10:56	
ZZZZZZ			11:00	
ZZZZZZ			11:04	
ZZZZZZ			11:08	
ZZZZZZ			11:13	
ZZZZZZ			11:17	
ZZZZZZ			11:21	
ZZZZZZ			11:25	
ZZZZZZ			11:30	
ZZZZZZ			11:34	
CCV 240-254132/36			11:38	
CCB 240-254132/37			11:42	
ZZZZZZ			11:46	
ZZZZZZ			11:51	
ZZZZZZ			11:55	
CCV 240-254132/41			11:59	
CCB 240-254132/42			12:03	

FORM XIII-IN

13-IN
ANALYSIS RUN LOG
METALS

Lab Name: TestAmerica Canton Job No.: 240-70382-1

SDG No.:

Instrument ID: I10 Analysis Method: 6020A

Start Date: 11/02/2016 09:06 End Date: 11/02/2016 19:56

Lab Sample Id	D/F	Type	Time	Analytes																								
				Mn																								
ZZZZZZ			12:08																									
ZZZZZZ			12:12																									
ZZZZZZ			12:16																									
ZZZZZZ			12:20																									
ZZZZZZ			12:24																									
ZZZZZZ			12:28																									
ZZZZZZ			12:33																									
ZZZZZZ			12:37																									
ZZZZZZ			12:41																									
ZZZZZZ			12:45																									
CCV 240-254132/53			12:49																									
CCB 240-254132/54			12:54																									
ZZZZZZ			12:58																									
ZZZZZZ			13:02																									
ZZZZZZ			13:06																									
ZZZZZZ			13:11																									
ZZZZZZ			13:15																									
ZZZZZZ			13:19																									
ZZZZZZ			13:23																									
ZZZZZZ			13:27																									
ZZZZZZ			13:32																									
ZZZZZZ			13:36																									
CCV 240-254132/65			13:40																									
CCB 240-254132/66			13:44																									
ZZZZZZ			13:49																									
ZZZZZZ			13:53																									
CCV 240-254132/69	1		13:57	X																								
CCB 240-254132/70	1		14:01	X																								
240-70382-6	10	T	14:06	X																								
CCV 240-254132/72	1		14:10	X																								
CCB 240-254132/73	1		14:14	X																								
CRI 240-254132/74	1		14:18	X																								
ZZZZZZ			14:23																									
ZZZZZZ			14:27																									
ZZZZZZ			14:31																									
ZZZZZZ			14:35																									
ZZZZZZ			14:39																									
ZZZZZZ			14:44																									
ZZZZZZ			14:48																									
ZZZZZZ			14:52																									
ZZZZZZ			14:56																									
CCV 240-254132/84			15:00																									

FORM XIII-IN

13-IN
ANALYSIS RUN LOG
METALS

Lab Name: TestAmerica Canton Job No.: 240-70382-1

SDG No.:

Instrument ID: I10 Analysis Method: 6020A

Start Date: 11/02/2016 09:06 End Date: 11/02/2016 19:56

Lab Sample Id	D/F	Type	Time	Analytes																								
				Mn																								
CCB 240-254132/85			15:04																									
ZZZZZZ			15:09																									
ZZZZZZ			15:13																									
ZZZZZZ			15:17																									
ZZZZZZ			15:21																									
ZZZZZZ			15:26																									
ZZZZZZ			15:30																									
ZZZZZZ			15:34																									
ZZZZZZ			15:38																									
ZZZZZZ			15:42																									
ZZZZZZ			15:47																									
CCV 240-254132/96			15:51																									
CCB 240-254132/97			15:55																									
ZZZZZZ			15:59																									
ZZZZZZ			16:04																									
ZZZZZZ			16:08																									
ZZZZZZ			16:12																									
ZZZZZZ			16:16																									
ZZZZZZ			16:20																									
ZZZZZZ			16:24																									
ZZZZZZ			16:29																									
ZZZZZZ			16:33																									
ZZZZZZ			16:37																									
CCV 240-254132/108			16:41																									
CCB 240-254132/109			16:46																									
ZZZZZZ			16:50																									
ZZZZZZ			16:54																									
ZZZZZZ			16:58																									
ZZZZZZ			17:03																									
ZZZZZZ			17:07																									
ZZZZZZ			17:11																									
ZZZZZZ			17:15																									
ZZZZZZ			17:19																									
ZZZZZZ			17:24																									
ZZZZZZ			17:28																									
CCV 240-254132/120			17:32																									
CCB 240-254132/121			17:36																									
ZZZZZZ			17:41																									
ZZZZZZ			17:45																									
ZZZZZZ			17:49																									
ZZZZZZ			17:53																									
ZZZZZZ			17:58																									

FORM XIII-IN

13-IN
ANALYSIS RUN LOG
METALS

Lab Name: TestAmerica Canton Job No.: 240-70382-1

SDG No.:

Instrument ID: I10 Analysis Method: 6020A

Start Date: 11/02/2016 09:06 End Date: 11/02/2016 19:56

Lab Sample Id	D/F	Type	Time	Analytes																								
				Mn																								
ZZZZZZ			18:02																									
ZZZZZZ			18:06																									
ZZZZZZ			18:10																									
ZZZZZZ			18:14																									
ZZZZZZ			18:19																									
CCV 240-254132/132			18:23																									
CCB 240-254132/133			18:27																									
ZZZZZZ			18:31																									
ZZZZZZ			18:35																									
ZZZZZZ			18:40																									
ZZZZZZ			18:44																									
ZZZZZZ			18:48																									
ZZZZZZ			18:52																									
CCV 240-254132/140			18:57																									
CCB 240-254132/141			19:01																									
ZZZZZZ			19:05																									
ZZZZZZ			19:09																									
ZZZZZZ			19:14																									
ZZZZZZ			19:18																									
ZZZZZZ			19:22																									
ZZZZZZ			19:26																									
ZZZZZZ			19:30																									
CCV 240-254132/149			19:35																									
CCB 240-254132/150			19:39																									
ZZZZZZ			19:43																									
ZZZZZZ			19:47																									
CCV 240-254132/153			19:51																									
CCB 240-254132/154			19:56																									

Prep Types:
T = Total/NA

FORM XIII-IN

15-IN
ICP-MS INTERNAL STANDARDS RELATIVE INTENSITY SUMMARY
METALS

Lab Name: TestAmerica Canton Job No.: 240-70382-1

SDG No.:

ICP-MS Instrument ID: I10 Start Date: 10/14/2016 End Date: 10/14/2016

Lab Sample ID	Time	Internal Standards %RI For:									
		Element Li-6	Q	Element Sc/1	Q	Element Sc/2	Q	Element Rh	Q	Element In	Q
ICIS 240-251645/2	14:45	100		100		100		100		100	
STD1 240-251645/3 I	14:49	104		101		103		100		104	
STD2 240-251645/4 I	14:54	100		100		101		97		99	
STD3 240-251645/5 I	14:58	101		99		101		93		97	
STD4 240-251645/6 I	15:02	101		100		100		101		101	
ICV 240-251645/7	15:07	103		102		103		98		100	
ICB 240-251645/8	15:11	105		100		105		100		102	
CRI 240-251645/9	15:15	102		101		101		100		101	
ICSA 240-251645/10	15:22	91		91		90		87		92	
ICSAB 240-251645/11	15:26	87		89		91		87		91	
CCV 240-251645/81	20:25	83		77		81		78		83	
CCB 240-251645/82	20:29	87		78		83		85		88	
MB 240-250171/1-A ^	20:42	77		76		81		83		84	
LCS 240-250171/3-A	20:46	75		74		79		82		82	
240-70382-1	20:50	71		77		79		73		73	
240-70382-1 SD	20:54	79		76		81		78		83	
240-70382-1 PDS	20:59	69		73		77		70		70	
240-70382-1 MS	21:03	66		79		80		69		69	
240-70382-1 MSD	21:07	65		70		72		66		67	
240-70382-2	21:11	64		69		77		59		61	
CCV 240-251645/93	21:15	76		74		79		77		80	
CCB 240-251645/94	21:19	80		75		80		81		84	
240-70382-3	21:24	65		69		72		66		68	
240-70382-4	21:28	67		68		74		68		69	
240-70382-5	21:32	65		67		69		67		69	
240-70382-6	21:36	66		74		79		68		69	
240-70382-7	21:40	62		68		70		66		67	
240-70382-8	21:45	63		66		70		65		67	
240-70382-9	21:49	63		66		69		65		67	
240-70382-10	21:53	62		62		67		65		67	
240-70382-11	21:57	61		63		67		65		64	
240-70382-12	22:02	61		66		71		66		67	
CCV 240-251645/105	22:06	72		69		74		72		76	
CCB 240-251645/106	22:10	72		70		75		76		79	
CRI 240-251645/109	22:23	73		71		76		78		82	

15-IN
ICP-MS INTERNAL STANDARDS RELATIVE INTENSITY SUMMARY
METALS

Lab Name: TestAmerica Canton Job No.: 240-70382-1

SDG No.:

ICP-MS Instrument ID: I10 Start Date: 10/14/2016 End Date: 10/14/2016

Lab Sample ID	Time	Internal Standards %RI For:									
		Element Tb	Q	Element Ho	Q	Element Bi	Q	Element	Q	Element	Q
ICIS 240-251645/2	14:45	100		100		100					
STD1 240-251645/3 I	14:49	102		100		102					
STD2 240-251645/4 I	14:54	99		100		97					
STD3 240-251645/5 I	14:58	99		100		94					
STD4 240-251645/6 I	15:02	100		101		102					
ICV 240-251645/7	15:07	100		101		99					
ICB 240-251645/8	15:11	101		100		101					
CRI 240-251645/9	15:15	100		101		100					
ICSA 240-251645/10	15:22	92		92		90					
ICSAB 240-251645/11	15:26	91		93		91					
CCV 240-251645/81	20:25	87		87		86					
CCB 240-251645/82	20:29	90		90		92					
MB 240-250171/1-A ^	20:42	87		88		88					
LCS 240-250171/3-A	20:46	87		88		88					
240-70382-1	20:50	80		79		77					
240-70382-1 SD	20:54	87		87		85					
240-70382-1 PDS	20:59	77		78		76					
240-70382-1 MS	21:03	76		75		74					
240-70382-1 MSD	21:07	73		73		72					
240-70382-2	21:11	66		66		66					
CCV 240-251645/93	21:15	84		85		85					
CCB 240-251645/94	21:19	86		86		90					
240-70382-3	21:24	73		75		74					
240-70382-4	21:28	77		77		77					
240-70382-5	21:32	75		75		74					
240-70382-6	21:36	74		75		75					
240-70382-7	21:40	72		73		71					
240-70382-8	21:45	73		73		71					
240-70382-9	21:49	72		72		71					
240-70382-10	21:53	74		75		73					
240-70382-11	21:57	73		73		70					
240-70382-12	22:02	74		75		73					
CCV 240-251645/105	22:06	81		81		81					
CCB 240-251645/106	22:10	81		82		84					
CRI 240-251645/109	22:23	83		83		85					

15-IN
ICP-MS INTERNAL STANDARDS RELATIVE INTENSITY SUMMARY
METALS

Lab Name: TestAmerica Canton Job No.: 240-70382-1

SDG No.:

ICP-MS Instrument ID: I10 Start Date: 10/17/2016 End Date: 10/18/2016

Lab Sample ID	Time	Internal Standards %RI For:									
		Element Li-6	Q	Element Sc/1	Q	Element Sc/2	Q	Element Rh	Q	Element In	Q
ICIS 240-251858/2	14:27	100		100		100		100		100	
STD1 240-251858/3 I	14:31	103		104		102		100		99	
STD2 240-251858/4 I	14:35	101		104		101		97		98	
STD3 240-251858/5 I	14:40	102		103		103		95		97	
STD4 240-251858/6 I	14:44	101		105		100		102		102	
ICV 240-251858/7	14:48	106		109		106		103		104	
ICB 240-251858/8	14:53	107		109		106		108		108	
CRI 240-251858/9	14:57	108		111		106		107		108	
ICSA 240-251858/10	15:01	96		102		98		93		97	
ICSAB 240-251858/11	15:06	94		101		99		95		97	
CCV 240-251858/118	22:56	86		90		89		90		90	
CCB 240-251858/119	23:00	87		91		89		94		94	
240-70382-1	23:17	83		88		87		87		88	
240-70382-1 SD	23:21	86		90		88		91		92	
240-70382-1 PDS	23:26	80		87		85		83		84	
240-70382-1 MS	23:30	82		87		86		84		86	
240-70382-1 MSD	23:34	80		86		85		85		86	
240-70382-2	23:38	80		86		86		82		84	
240-70382-3	23:42	82		86		85		84		86	
CCV 240-251858/130	23:47	85		89		87		88		88	
CCB 240-251858/131	23:51	88		89		88		92		93	
240-70382-4	23:55	83		87		86		86		87	
240-70382-5	00:00	82		86		85		85		87	
240-70382-7	00:08	81		85		85		84		86	
240-70382-8	00:13	80		85		82		84		86	
240-70382-9	00:17	81		85		85		82		85	
240-70382-10	00:21	81		84		83		84		85	
240-70382-11	00:25	80		85		84		84		86	
240-70382-12	00:30	80		86		84		85		86	
CCV 240-251858/141	00:34	83		87		86		86		88	
CCB 240-251858/142	00:38	86		88		87		90		91	
CRI 240-251858/143	00:43	85		88		89		89		92	

15-IN
ICP-MS INTERNAL STANDARDS RELATIVE INTENSITY SUMMARY
METALS

Lab Name: TestAmerica Canton Job No.: 240-70382-1

SDG No.:

ICP-MS Instrument ID: I10 Start Date: 10/17/2016 End Date: 10/18/2016

Lab Sample ID	Time	Internal Standards %RI For:									
		Element Tb	Q	Element Ho	Q	Element Bi	Q	Element	Q	Element	Q
ICIS 240-251858/2	14:27	100		100		100					
STD1 240-251858/3 I	14:31	102		101		100					
STD2 240-251858/4 I	14:35	101		99		97					
STD3 240-251858/5 I	14:40	100		99		94					
STD4 240-251858/6 I	14:44	103		103		103					
ICV 240-251858/7	14:48	105		103		101					
ICB 240-251858/8	14:53	105		103		104					
CRI 240-251858/9	14:57	106		103		104					
ICSA 240-251858/10	15:01	98		96		94					
ICSAB 240-251858/11	15:06	99		98		94					
CCV 240-251858/118	22:56	95		95		91					
CCB 240-251858/119	23:00	95		94		97					
240-70382-1	23:17	91		91		90					
240-70382-1 SD	23:21	94		93		95					
240-70382-1 PDS	23:26	90		90		88					
240-70382-1 MS	23:30	90		89		88					
240-70382-1 MSD	23:34	90		89		87					
240-70382-2	23:38	89		88		86					
240-70382-3	23:42	91		90		89					
CCV 240-251858/130	23:47	92		93		90					
CCB 240-251858/131	23:51	94		94		95					
240-70382-4	23:55	90		91		90					
240-70382-5	00:00	91		90		89					
240-70382-7	00:08	90		90		87					
240-70382-8	00:13	90		89		87					
240-70382-9	00:17	89		88		87					
240-70382-10	00:21	89		89		88					
240-70382-11	00:25	90		88		88					
240-70382-12	00:30	90		89		88					
CCV 240-251858/141	00:34	90		90		86					
CCB 240-251858/142	00:38	92		92		93					
CRI 240-251858/143	00:43	93		92		93					

15-IN
ICP-MS INTERNAL STANDARDS RELATIVE INTENSITY SUMMARY
METALS

Lab Name: TestAmerica Canton Job No.: 240-70382-1

SDG No.:

ICP-MS Instrument ID: I10 Start Date: 11/02/2016 End Date: 11/02/2016

Lab Sample ID	Time	Internal Standards %RI For:									
		Element Li-6	Q	Element Sc/1	Q	Element Sc/2	Q	Element Rh	Q	Element In	Q
ICIS 240-254132/2	09:11	100		100		100		100		100	
STD1 240-254132/3 I	09:15	100		100		99		99		98	
STD2 240-254132/4 I	09:19	99		102		99		95		96	
STD3 240-254132/5 I	09:24	101		105		101		95		96	
STD4 240-254132/6 I	09:28	100		101		98		101		99	
ICV 240-254132/7	09:32	103		101		104		97		97	
ICB 240-254132/8	09:36	106		102		105		103		101	
CRI 240-254132/9	09:41	105		104		106		104		103	
ICSA 240-254132/10	09:45	99		99		99		91		93	
ICSAB 240-254132/11	09:49	98		99		99		91		93	
CCV 240-254132/69	13:57	69		73		73		74		75	
CCB 240-254132/70	14:01	70		74		75		79		80	
240-70382-6	14:06	71		74		74		72		75	
CCV 240-254132/72	14:10	72		77		76		76		78	
CCB 240-254132/73	14:14	74		76		77		81		83	
CRI 240-254132/74	14:18	73		77		77		81		82	

15-IN
ICP-MS INTERNAL STANDARDS RELATIVE INTENSITY SUMMARY
METALS

Lab Name: TestAmerica Canton Job No.: 240-70382-1

SDG No.:

ICP-MS Instrument ID: I10 Start Date: 11/02/2016 End Date: 11/02/2016

Lab Sample ID	Time	Internal Standards %RI For:									
		Element Tb	Q	Element Ho	Q	Element Bi	Q	Element	Q	Element	Q
ICIS 240-254132/2	09:11	100		100		100					
STD1 240-254132/3 I	09:15	101		100		100					
STD2 240-254132/4 I	09:19	100		100		96					
STD3 240-254132/5 I	09:24	101		101		95					
STD4 240-254132/6 I	09:28	101		100		100					
ICV 240-254132/7	09:32	101		101		97					
ICB 240-254132/8	09:36	103		102		101					
CRI 240-254132/9	09:41	103		103		102					
ICSA 240-254132/10	09:45	97		97		94					
ICSAB 240-254132/11	09:49	99		98		95					
CCV 240-254132/69	13:57	84		83		81					
CCB 240-254132/70	14:01	84		84		85					
240-70382-6	14:06	82		82		80					
CCV 240-254132/72	14:10	84		84		82					
CCB 240-254132/73	14:14	86		86		86					
CRI 240-254132/74	14:18	86		86		86					

METALS BATCH WORKSHEET

Lab Name: TestAmerica Canton Job No.: 240-70382-1

SDG No.:

Batch Number: 250171 Batch Start Date: 10/06/16 12:18 Batch Analyst: Elshaw, Dale

Batch Method: 3050B Batch End Date: 10/06/16 18:00

Lab Sample ID	Client Sample ID	Method Chain	Basis	CalcMsg	InitialAmount	FinalAmount	MT1TO1HN03 01348	MTAGSPIKEW 00062	MTH202 00073
MB 240-250171/1		3050B, 6010C		CALC NOT SET TO RUN	1.00 g	100 mL	10 mL		10 mL
LCS 240-250171/2		3050B, 6010C		CALC NOT SET TO RUN	1.00 g	100 mL	10 mL	2 mL	10 mL
240-70382-D-1	BLG-SLAG4-100416 (1)	3050B, 6010C	T	CALC NOT SET TO RUN	1.28 g	100 mL	10 mL		10 mL
240-70382-A-1 MS	BLG-SLAG4-100416 (1)	3050B, 6010C	T	CALC NOT SET TO RUN	1.33 g	100 mL	10 mL	2 mL	10 mL
240-70382-A-1 MSD	BLG-SLAG4-100416 (1)	3050B, 6010C	T	CALC NOT SET TO RUN	1.32 g	100 mL	10 mL	2 mL	10 mL
240-70382-B-2	BLG-SLAG4-100416 (2)	3050B, 6010C	T	CALC NOT SET TO RUN	1.16 g	100 mL	10 mL		10 mL
240-70382-A-3	BLG-SLAG4-100416 (3)	3050B, 6010C	T	CALC NOT SET TO RUN	1.14 g	100 mL	10 mL		10 mL
240-70382-B-4	BLG-SLAG5-100416 (1)	3050B, 6010C	T	CALC NOT SET TO RUN	1.19 g	100 mL	10 mL		10 mL
240-70382-B-5	BLG-SLAG5-100416 (2)	3050B, 6010C	T	CALC NOT SET TO RUN	1.12 g	100 mL	10 mL		10 mL
240-70382-B-6	BLG-SLAG5-100416 (3)	3050B, 6010C	T	CALC NOT SET TO RUN	1.27 g	100 mL	10 mL		10 mL
240-70382-B-7	BLD-SLAG4-100416 (1)	3050B, 6010C	T	CALC NOT SET TO RUN	1.46 g	100 mL	10 mL		10 mL
240-70382-B-8	BLD-SLAG4-100416 (2)	3050B, 6010C	T	CALC NOT SET TO RUN	1.29 g	100 mL	10 mL		10 mL
240-70382-B-9	BLD-SLAG4-100416 (3)	3050B, 6010C	T	CALC NOT SET TO RUN	1.25 g	100 mL	10 mL		10 mL
240-70382-B-10	BLD-SLAG5-100416 (1)	3050B, 6010C	T	CALC NOT SET TO RUN	1.04 g	100 mL	10 mL		10 mL
240-70382-B-11	BLD-SLAG5-100416 (2)	3050B, 6010C	T	CALC NOT SET TO RUN	1.26 g	100 mL	10 mL		10 mL
240-70382-B-12	BLD-SLAG5-100416 (3)	3050B, 6010C	T	CALC NOT SET TO RUN	1.13 g	100 mL	10 mL		10 mL

Lab Sample ID	Client Sample ID	Method Chain	Basis	MTICP1 00055	MTICP2A 00064	MTTMHCL 00133	MTTMHNO3 00099		
MB 240-250171/1		3050B, 6010C				10 mL	5 mL		
LCS 240-250171/2		3050B, 6010C		2 mL	2 mL	10 mL	5 mL		
240-70382-D-1	BLG-SLAG4-100416 (1)	3050B, 6010C	T			10 mL	5 mL		
240-70382-A-1 MS	BLG-SLAG4-100416 (1)	3050B, 6010C	T	2 mL	2 mL	10 mL	5 mL		

The pound sign (#) in the amount added field denotes that the reagent was used undiluted. All calculations are performed using the stated concentration for this reagent.

METALS BATCH WORKSHEET

Lab Name: TestAmerica Canton Job No.: 240-70382-1

SDG No.:

Batch Number: 250171 Batch Start Date: 10/06/16 12:18 Batch Analyst: Elshaw, Dale

Batch Method: 3050B Batch End Date: 10/06/16 18:00

Lab Sample ID	Client Sample ID	Method Chain	Basis	MTICP1 00055	MTICP2A 00064	MTTMHCL 00133	MTTMHNO3 00099		
240-70382-A-1 MSD	BLG-SLAG4-100416 (1)	3050B, 6010C	T	2 mL	2 mL	10 mL	5 mL		
240-70382-B-2	BLG-SLAG4-100416 (2)	3050B, 6010C	T			10 mL	5 mL		
240-70382-A-3	BLG-SLAG4-100416 (3)	3050B, 6010C	T			10 mL	5 mL		
240-70382-B-4	BLG-SLAG5-100416 (1)	3050B, 6010C	T			10 mL	5 mL		
240-70382-B-5	BLG-SLAG5-100416 (2)	3050B, 6010C	T			10 mL	5 mL		
240-70382-B-6	BLG-SLAG5-100416 (3)	3050B, 6010C	T			10 mL	5 mL		
240-70382-B-7	BLD-SLAG4-100416 (1)	3050B, 6010C	T			10 mL	5 mL		
240-70382-B-8	BLD-SLAG4-100416 (2)	3050B, 6010C	T			10 mL	5 mL		
240-70382-B-9	BLD-SLAG4-100416 (3)	3050B, 6010C	T			10 mL	5 mL		
240-70382-B-10	BLD-SLAG5-100416 (1)	3050B, 6010C	T			10 mL	5 mL		
240-70382-B-11	BLD-SLAG5-100416 (2)	3050B, 6010C	T			10 mL	5 mL		
240-70382-B-12	BLD-SLAG5-100416 (3)	3050B, 6010C	T			10 mL	5 mL		

Batch Notes	
Balance ID	b039
Blank Soil Lot Number	s608-6f020
Filter Paper ID	9715194
Hot Block ID	a1 a2
Pipette ID	MP1-MP2-MP5
Digestion Tube/Cup ID	160818

Basis	Basis Description
T	Total/NA

The pound sign (#) in the amount added field denotes that the reagent was used undiluted. All calculations are performed using the stated concentration for this reagent.

METALS BATCH WORKSHEET

Lab Name: TestAmerica Canton Job No.: 240-70382-1

SDG No.:

Batch Number: 250171 Batch Start Date: 10/06/16 12:18 Batch Analyst: Elshaw, Dale

Batch Method: 3050B Batch End Date: 10/06/16 18:00

Lab Sample ID	Client Sample ID	Method Chain	Basis	CalcMsg	InitialAmount	FinalAmount	MT1TO1HN03 01348	MTH202 00073	MTICPMS2 00026
MB 240-250171/1		3050B, 6020A		CALC NOT SET TO RUN	1.00 g	100 mL	10 mL	10 mL	
LCS 240-250171/3		3050B, 6020A		CALC NOT SET TO RUN	1.00 g	100 mL	10 mL	10 mL	1 mL
240-70382-D-1	BLG-SLAG4-100416 (1)	3050B, 6020A	T	CALC NOT SET TO RUN	1.28 g	100 mL	10 mL	10 mL	
240-70382-A-1 MS	BLG-SLAG4-100416 (1)	3050B, 6020A	T	CALC NOT SET TO RUN	1.25 g	100 mL	10 mL	10 mL	1 mL
240-70382-A-1 MSD	BLG-SLAG4-100416 (1)	3050B, 6020A	T	CALC NOT SET TO RUN	1.28 g	100 mL	10 mL	10 mL	1 mL
240-70382-B-2	BLG-SLAG4-100416 (2)	3050B, 6020A	T	CALC NOT SET TO RUN	1.16 g	100 mL	10 mL	10 mL	
240-70382-A-3	BLG-SLAG4-100416 (3)	3050B, 6020A	T	CALC NOT SET TO RUN	1.14 g	100 mL	10 mL	10 mL	
240-70382-B-4	BLG-SLAG5-100416 (1)	3050B, 6020A	T	CALC NOT SET TO RUN	1.19 g	100 mL	10 mL	10 mL	
240-70382-B-5	BLG-SLAG5-100416 (2)	3050B, 6020A	T	CALC NOT SET TO RUN	1.12 g	100 mL	10 mL	10 mL	
240-70382-B-6	BLG-SLAG5-100416 (3)	3050B, 6020A	T	CALC NOT SET TO RUN	1.27 g	100 mL	10 mL	10 mL	
240-70382-B-7	BLD-SLAG4-100416 (1)	3050B, 6020A	T	CALC NOT SET TO RUN	1.46 g	100 mL	10 mL	10 mL	
240-70382-B-8	BLD-SLAG4-100416 (2)	3050B, 6020A	T	CALC NOT SET TO RUN	1.29 g	100 mL	10 mL	10 mL	
240-70382-B-9	BLD-SLAG4-100416 (3)	3050B, 6020A	T	CALC NOT SET TO RUN	1.25 g	100 mL	10 mL	10 mL	
240-70382-B-10	BLD-SLAG5-100416 (1)	3050B, 6020A	T	CALC NOT SET TO RUN	1.04 g	100 mL	10 mL	10 mL	
240-70382-B-11	BLD-SLAG5-100416 (2)	3050B, 6020A	T	CALC NOT SET TO RUN	1.26 g	100 mL	10 mL	10 mL	
240-70382-B-12	BLD-SLAG5-100416 (3)	3050B, 6020A	T	CALC NOT SET TO RUN	1.13 g	100 mL	10 mL	10 mL	

Lab Sample ID	Client Sample ID	Method Chain	Basis	MTICPMSA 00028	MTICPMSB 00029	MTTMHCL 00133	MTTMHNO3 00099		
MB 240-250171/1		3050B, 6020A				10 mL	5 mL		
LCS 240-250171/3		3050B, 6020A		1 mL	1 mL	10 mL	5 mL		
240-70382-D-1	BLG-SLAG4-100416 (1)	3050B, 6020A	T			10 mL	5 mL		
240-70382-A-1 MS	BLG-SLAG4-100416 (1)	3050B, 6020A	T	1 mL	1 mL	10 mL	5 mL		

The pound sign (#) in the amount added field denotes that the reagent was used undiluted. All calculations are performed using the stated concentration for this reagent.

METALS BATCH WORKSHEET

Lab Name: TestAmerica Canton Job No.: 240-70382-1

SDG No.:

Batch Number: 250171 Batch Start Date: 10/06/16 12:18 Batch Analyst: Elshaw, Dale

Batch Method: 3050B Batch End Date: 10/06/16 18:00

Lab Sample ID	Client Sample ID	Method Chain	Basis	MTICPMSA 00028	MTICPMSB 00029	MTTMHCL 00133	MTTMHNO3 00099		
240-70382-A-1 MSD	BLG-SLAG4-100416 (1)	3050B, 6020A	T	1 mL	1 mL	10 mL	5 mL		
240-70382-B-2	BLG-SLAG4-100416 (2)	3050B, 6020A	T			10 mL	5 mL		
240-70382-A-3	BLG-SLAG4-100416 (3)	3050B, 6020A	T			10 mL	5 mL		
240-70382-B-4	BLG-SLAG5-100416 (1)	3050B, 6020A	T			10 mL	5 mL		
240-70382-B-5	BLG-SLAG5-100416 (2)	3050B, 6020A	T			10 mL	5 mL		
240-70382-B-6	BLG-SLAG5-100416 (3)	3050B, 6020A	T			10 mL	5 mL		
240-70382-B-7	BLD-SLAG4-100416 (1)	3050B, 6020A	T			10 mL	5 mL		
240-70382-B-8	BLD-SLAG4-100416 (2)	3050B, 6020A	T			10 mL	5 mL		
240-70382-B-9	BLD-SLAG4-100416 (3)	3050B, 6020A	T			10 mL	5 mL		
240-70382-B-10	BLD-SLAG5-100416 (1)	3050B, 6020A	T			10 mL	5 mL		
240-70382-B-11	BLD-SLAG5-100416 (2)	3050B, 6020A	T			10 mL	5 mL		
240-70382-B-12	BLD-SLAG5-100416 (3)	3050B, 6020A	T			10 mL	5 mL		

Batch Notes	
Balance ID	b039
Blank Soil Lot Number	s608-6f020
Filter Paper ID	9715194
Hot Block ID	a1 a2
Pipette ID	MP1-MP2-MP5
Digestion Tube/Cup ID	160818

Basis	Basis Description
T	Total/NA

The pound sign (#) in the amount added field denotes that the reagent was used undiluted. All calculations are performed using the stated concentration for this reagent.

GENERAL CHEMISTRY

COVER PAGE
GENERAL CHEMISTRY

Lab Name: TestAmerica Canton Job Number: 240-70382-1

SDG No.:

Project: MRC Slag Resample Block G/D

Client Sample ID	Lab Sample ID
BLG-SLAG4-100416 (1)	240-70382-1
BLG-SLAG4-100416 (2)	240-70382-2
BLG-SLAG4-100416 (3)	240-70382-3
BLG-SLAG5-100416 (1)	240-70382-4
BLG-SLAG5-100416 (2)	240-70382-5
BLG-SLAG5-100416 (3)	240-70382-6
BLD-SLAG4-100416 (1)	240-70382-7
BLD-SLAG4-100416 (2)	240-70382-8
BLD-SLAG4-100416 (3)	240-70382-9
BLD-SLAG5-100416 (1)	240-70382-10
BLD-SLAG5-100416 (2)	240-70382-11
BLD-SLAG5-100416 (3)	240-70382-12

Comments:

9-IN
DETECTION LIMITS
GENERAL CHEMISTRY

Lab Name: TestAmerica Canton Job Number: 240-70382-1

SDG Number:

Matrix: Solid Instrument ID: NOEQUIP

Method: Moisture RL Date: 01/28/2010 09:24

Analyte	Wavelength/ Mass	RL (%)	
Percent Moisture		0.1	
Percent Solids		0.1	

9-IN
CALIBRATION BLANK DETECTION LIMITS
GENERAL CHEMISTRY

Lab Name: TestAmerica Canton Job Number: 240-70382-1

SDG Number:

Matrix: Solid Instrument ID: NOEQUIP

Method: Moisture XRL Date: 01/28/2010 09:24

Analyte	Wavelength/ Mass	XRL (mg/L)	
Percent Moisture		10	
Percent Solids		10	

13-IN
ANALYSIS RUN LOG
GENERAL CHEMISTRY

Lab Name: TestAmerica Canton Job No.: 240-70382-1

SDG No.:

Instrument ID: NOEQUIP Analysis Method: Moisture

Start Date: 10/05/2016 15:05 End Date: 10/05/2016 15:27

Lab Sample Id	D/F	Type	Time	Analytes																										
				% Sol	Moist																									
ZZZZZZ			15:05																											
ZZZZZZ			15:05																											
ZZZZZZ			15:05																											
ZZZZZZ			15:05																											
ZZZZZZ			15:05																											
ZZZZZZ			15:05																											
ZZZZZZ			15:05																											
ZZZZZZ			15:05																											
ZZZZZZ			15:05																											
ZZZZZZ			15:05																											
ZZZZZZ			15:05																											
ZZZZZZ			15:05																											
ZZZZZZ			15:05																											
ZZZZZZ			15:05																											
ZZZZZZ			15:05																											
ZZZZZZ			15:05																											
ZZZZZZ			15:05																											
ZZZZZZ			15:05																											
ZZZZZZ			15:05																											
ZZZZZZ			15:05																											
ZZZZZZ			15:05																											
ZZZZZZ			15:10																											
ZZZZZZ			15:10																											
ZZZZZZ			15:10																											
ZZZZZZ			15:10																											
ZZZZZZ			15:10																											
ZZZZZZ			15:10																											
ZZZZZZ			15:10																											
ZZZZZZ			15:10																											
ZZZZZZ			15:10																											
ZZZZZZ			15:10																											
ZZZZZZ			15:18																											
ZZZZZZ			15:18																											
ZZZZZZ			15:18																											
ZZZZZZ			15:18																											
ZZZZZZ			15:18																											
ZZZZZZ			15:18																											
ZZZZZZ			15:18																											
ZZZZZZ			15:18																											

FORM XIII-IN

13-IN
ANALYSIS RUN LOG
GENERAL CHEMISTRY

Lab Name: TestAmerica Canton Job No.: 240-70382-1

SDG No.:

Instrument ID: NOEQUIP Analysis Method: Moisture

Start Date: 10/05/2016 15:05 End Date: 10/05/2016 15:27

Lab Sample Id	D/F	Type	Time	Analytes																										
				% Sol	Moist																									
ZZZZZZ			15:18																											
240-70382-1 DU	1	T	15:27	X	X																									
240-70382-1	1	T	15:27	X	X																									
240-70382-4	1	T	15:27	X	X																									
240-70382-7	1	T	15:27	X	X																									
240-70382-10	1	T	15:27	X	X																									
240-70382-2	1	T	15:27	X	X																									
240-70382-3	1	T	15:27	X	X																									
240-70382-5	1	T	15:27	X	X																									
240-70382-6	1	T	15:27	X	X																									
240-70382-8	1	T	15:27	X	X																									
240-70382-9	1	T	15:27	X	X																									
240-70382-11	1	T	15:27	X	X																									
240-70382-12	1	T	15:27	X	X																									
ZZZZZZ			15:27																											
ZZZZZZ			15:27																											
ZZZZZZ			15:27																											
ZZZZZZ			15:27																											
ZZZZZZ			15:27																											
ZZZZZZ			15:27																											
ZZZZZZ			15:27																											

Prep Types:
T = Total/NA

FORM XIII-IN

GENERAL CHEMISTRY BATCH WORKSHEET

Lab Name: TestAmerica Canton Job No.: 240-70382-1

SDG No.:

Batch Number: 250004 Batch Start Date: 10/05/16 15:05 Batch Analyst: Woodward, Bruce

Batch Method: Moisture Batch End Date:

Lab Sample ID	Client Sample ID	Method Chain	Basis	DishWeight	SampleMassWet	SampleMassDry			
240-70382-A-1 DU	BLG-SLAG4-100416 (1)	Moisture	T	4.3080 g	12.0850 g	11.9357 g			
240-70382-B-1	BLG-SLAG4-100416 (1)	Moisture	T	4.3080 g	11.1864 g	11.0170 g			
240-70382-A-4	BLG-SLAG5-100416 (1)	Moisture	T	4.3080 g	12.6760 g	12.2178 g			
240-70382-A-7	BLD-SLAG4-100416 (1)	Moisture	T	4.3080 g	11.3514 g	11.0237 g			
240-70382-A-10	BLD-SLAG5-100416 (1)	Moisture	T	4.3080 g	10.7849 g	10.6109 g			
240-70382-A-2	BLG-SLAG4-100416 (2)	Moisture	T	4.3080 g	11.1864 g	11.0170 g			
240-70382-A-3	BLG-SLAG4-100416 (3)	Moisture	T	4.3080 g	11.1864 g	11.0170 g			
240-70382-A-5	BLG-SLAG5-100416 (2)	Moisture	T	4.3080 g	12.6760 g	12.2178 g			
240-70382-A-6	BLG-SLAG5-100416 (3)	Moisture	T	4.3080 g	12.6760 g	12.2178 g			
240-70382-A-8	BLD-SLAG4-100416 (2)	Moisture	T	4.3080 g	11.3514 g	11.0237 g			
240-70382-A-9	BLD-SLAG4-100416 (3)	Moisture	T	4.3080 g	11.3514 g	11.0237 g			
240-70382-A-11	BLD-SLAG5-100416 (2)	Moisture	T	4.3080 g	10.7849 g	10.6109 g			
240-70382-A-12	BLD-SLAG5-100416 (3)	Moisture	T	4.3080 g	10.7849 g	10.6109 g			

Batch Notes	
Balance ID	b47 No Unit
Date samples were placed in the oven	10/5/16
Oven Temp In	104.2 Degrees C
Time samples were place in the oven	15:35
Date samples were removed from oven	10/6/16
Oven Temp Out	103.6 Degrees C
Time Samples were removed from oven	04:22
Oven ID	002
Thermometer ID	Tempguard Box-C #6

The pound sign (#) in the amount added field denotes that the reagent was used undiluted. All calculations are performed using the stated concentration for this reagent.

GENERAL CHEMISTRY BATCH WORKSHEET

Lab Name: TestAmerica Canton Job No.: 240-70382-1

SDG No.:

Batch Number: 250004 Batch Start Date: 10/05/16 15:05 Batch Analyst: Woodward, Bruce

Batch Method: Moisture Batch End Date:

Basis	Basis Description
T	Total/NA

The pound sign (#) in the amount added field denotes that the reagent was used undiluted. All calculations are performed using the stated concentration for this reagent.

Shipping and Receiving Documents

TestAmerica Baltimore
7526 Connelley Drive
Suite F
Hanover, MD 21076
Phone: 410.766.2516 Fax:

3.8/C4.2

180325

Chain of Custody Record

000015

TestAmerica
THE LEADER IN ENVIRONMENTAL TESTING
TestAmerica Laboratories, Inc.
TAL-8210 (0713)

Laboratory Program: ☐ DW ☐ NPDES ☐ RCRA ☐ Other:

BALTIMORE

Client Contact	Project Manager: MARTIN	Site Contact: MILLES	Date: 10/4/16	COC No:
Company Name: TETRA TECH INC.	Tel/Fax: 301-528-3000	Lab Contact: MCFADDEN	Carrier: FedEx	1 of 1 COCs
Address: 20251 CENTURY BLVD STE. 200	Analysis Turnaround Time			Sampler:
City/State/Zip: GERMANTOWN, MD, 20874	☐ CALENDAR DAYS ☐ WORKING DAYS			For Lab Use Only:
Phone: 301-528-3021	TAT if different from Below ____			Walk-in Client:
Fax: —	☐ 2 weeks ☐ 1 week 5 DAYS ☐ 2 days ☐ 1 day			Lab Sampling:
Project Name: MRC SLAG RESAMPLE				Job / SDG No.:
Site: MRC BLOCK G/D				
PO # 112IC07931				

Sample Identification	Sample Date	Sample Time	Sample Type (C=Comp, G=Grab)	Matrix	# of Cont.	Filtered Sample (Y/N)	Perform MS / MSD (Y/N)	Metals (6020)	Sample Specific Notes:
BLG-SLAG4-100416	10/4/16	0830	G	SOLID	1			X	
BLG-SLAG4-100416-MS		0000						X	
BLG-SLAG4-100416-MSD		0000						X	
BLG-SLAG5-100416		0840						X	★ SLAG 5 ★
BLD-SLAG4-100416		0850						X	
BLD-SLAG5-100416		0900						X	

10/4/16

240-70382 Chain of Custody

Preservation Used: 1= Ice, 2= HCl; 3= H2SO4; 4=HNO3; 5=NaOH; 6= Other ____

Possible Hazard Identification:
Are any samples from a listed EPA Hazardous Waste? Please List any EPA Waste Codes for the sample in the Comments Section if the lab is to dispose of the sample.

☒ Non-Hazard ☐ Flammable ☐ Skin Irritant ☐ Poison B ☐ Unknown

Sample Disposal (A fee may be assessed if samples are retained longer than 1 month)

☐ Return to Client ☒ Disposal by Lab ☐ Archive for ____ Months

Special Instructions/QC Requirements & Comments: MRC BLOCK G/D SLAG SAMPLING RE-SAMPLE 112IC07931

Custody Seals Intact: ☐ Yes ☐ No	Custody Seal No.:		Cooler Temp. (°C): Obs'd: ____ Corr'd: ____		Therm ID No.: ____
Relinquished by:	Company: Tetra Tech	Date/Time: 10/4/16 1000	Received by:	Company: Test America	Date/Time: 10/4/16 1005
Relinquished by:	Company: TestAmerica	Date/Time: 10-4-2016 1340	Received by:	Company:	Date/Time:
Relinquished by:	Company:	Date/Time:	Received in Laboratory by:	Company:	Date/Time:

TestAmerica Canton Sample Receipt Form/Narrative **Login # :** 70382
Canton Facility

Client Tetra Tech Site Name _____ Cooler unpacked by:

Cooler Received on 10/5/16 Opened on 10/5/16

FedEx: 1st Grd (Exp) UPS FAS Stetson Client Drop Off TestAmerica Courier Other _____

Receipt After-hours: Drop-off Date/Time _____ Storage Location _____

TestAmerica Cooler # _____ Foam Box (Client Cooler) Box Other _____

Packing material used: (Bubble Wrap) Foam Plastic Bag None Other _____

COOLANT: (Wet Ice) Blue Ice Dry Ice Water None

1. Cooler temperature upon receipt ☐ See Multiple Cooler Form

IR GUN# IR-8 (CF +0.4 °C) Observed Cooler Temp. 3.8 °C Corrected Cooler Temp. 4.2 °C

IR GUN #36 (CF +1.3°C) Observed Cooler Temp. _____ °C Corrected Cooler Temp. _____ °C

2. Were custody seals on the outside of the cooler(s)? If Yes Quantity 1	(Yes)	No
-Were custody seals on the outside of the cooler(s) signed & dated?	(Yes)	No NA
-Were custody seals on the bottle(s) or bottle kits (LLHg/MeHg)?	Yes	(No)
3. Shippers' packing slip attached to the cooler(s)?	(Yes)	No
4. Did custody papers accompany the sample(s)?	(Yes)	No
5. Were the custody papers relinquished & signed in the appropriate place?	(Yes)	No
6. Was/were the person(s) who collected the samples clearly identified on the COC?	Yes	(No)
7. Did all bottles arrive in good condition (Unbroken)?	(Yes)	No
8. Could all bottle labels be reconciled with the COC?	(Yes)	No
9. Were correct bottle(s) used for the test(s) indicated?	(Yes)	No
10. Sufficient quantity received to perform indicated analyses?	(Yes)	No
11. Are these work share samples?	Yes	(No)
If yes, Questions 11-15 have been checked at the originating laboratory.		
11. Were sample(s) at the correct pH upon receipt?	Yes No	(NA) pH Strip Lot# **HC574756**
12. Were VOAs on the COC?	Yes	(No)
13. Were air bubbles >6 mm in any VOA vials?	Yes No	(NA)
14. Was a VOA trip blank present in the cooler(s)? Trip Blank Lot # _____	Yes	(No)
15. Was a LL Hg or Me Hg trip blank present? _____	Yes	(No)

Contacted PM _____ Date _____ by _____ via Verbal Voice Mail Other

Concerning _____

14. CHAIN OF CUSTODY & SAMPLE DISCREPANCIES Samples processed by:

15. SAMPLE CONDITION

Sample(s) _____ were received after the recommended holding time had expired.

Sample(s) _____ were received in a broken container.

Sample(s) _____ were received with bubble >6 mm in diameter. (Notify PM)

16. SAMPLE PRESERVATION

Sample(s) _____ were further preserved in the laboratory.

Time preserved: _____ Preservative(s) added/Lot number(s): _____

APPENDIX C—DATA-VALIDATION REPORT

TETRA TECH **INTERNAL CORRESPONDENCE**

TO: **M. MARTIN** **DATE:** **AUGUST 18, 2016**

FROM: **MICHELLE L. ALLEN** **COPIES:** **DV FILE**

SUBJECT: **INORGANIC DATA VALIDATION – METALS/SPLP METALS**
LOCKHEED MARTIN CORPORATION (LMC) – MIDDLE RIVER COMPLEX (MRC)
BLOCK G/D
SDG 240-67510-1

SAMPLES: 6/Rock/Metals/SPLP Metals

BLD-SLAG1-071416	BLD-SLAG2-071416	BLD-SLAG3-071416
BLG-SLAG1-071416	BLG-SLAG2-071416	BLG-SLAG3-071416

Overview

The sample set for LMC-MRC Block G/D, SDG 240-67510-1 consisted of six (6) rock environmental samples. All six (6) samples were analyzed for metals and Synthetic Precipitation Leaching Procedure (SPLP) metals. No field duplicate sample pair was included in this SDG.

The samples were collected by Tetra Tech, Inc. on July 14, 2016 and analyzed by TestAmerica, Inc. All analyses were conducted in accordance with SW-846 Methods 6010C, 7470A, and 7471A analytical and reporting protocols.

The data contained in this SDG were validated with regard to the following parameters: data completeness, holding times, sample preservation, initial/continuing calibrations, ICP interference results, laboratory preparation/method blanks, laboratory control sample results, matrix spike/matrix spike duplicate results, analyte quantitation, and detection limits. Areas of concern are listed below.

Major

No major issues were identified.

Minor

- The following analytes were detected in the laboratory preparation and method blanks at the following maximum concentrations:

Analyte	Maximum Concentration	Reporting Limit (RL) > or <
Chromium (1)	0.108 mg/Kg	<RL
Copper (1)	0.268 mg/Kg	<RL
Magnesium (1)	6.89 mg/Kg	<RL
Manganese (1)	0.101 mg/Kg	<RL
Nickel (1)	0.143 mg/Kg	<RL
Sodium (1)	22.2 mg/Kg	<RL
Aluminum (2)	0.0347 mg/L	<RL
Chromium (2)	0.000986 mg/L	<RL
Manganese (2)	0.00896 mg/L	<RL
Potassium (2)	0.132 mg/L	<RL
Sodium (2)	10.2 mg/L	>RL

(1) - Maximum concentration detected in the laboratory method blank, MB 240-239664/1-A, affecting all metals samples.

(2) - Maximum concentration detected in the laboratory leachate method blank, LB 240-240108/1-B, affecting all SPLP metals samples.

The detected results reported for sodium in the SPLP samples were qualified as estimated, biased high, (J+), because the results were < 10X the leachate blank concentration. The detected results for the remaining compounds reported the below the RL were qualified as non-detected, (U).

- Detected results reported below the Reporting Limit (RL) but above the Method Detection Limit (MDL) were qualified as estimated, (J).

Notes

The following analytes were analyzed at dilutions in the metals fraction:

Sample	Analyte	Dilution
BLD-SLAG1-071416	Arsenic	5X
	Calcium	2X
	Copper	2X
	Manganese	5X
	Selenium	5X
	Thallium	5X
BLD-SLAG2-071416	Arsenic	2X
	Calcium	5X
	Copper	5X
	Magnesium	2X
	Manganese	2X
	Selenium	2X
	Thallium	2X
BLD-SLAG3-071416	Calcium	2X
	Copper	2X
BLG-SLAG1-071416	Arsenic	2X
	Calcium	2X
	Copper	2X
	Manganese	2X
	Selenium	2X
	Thallium	2X
BLG-SLAG2-071416	Arsenic	20X
	Calcium	2X
	Copper	2X
	Manganese	20X
	Selenium	20X
	Thallium	20X

Non-detected results were reported to the MDL.

Executive Summary

Laboratory Performance: Metals were detected in the metals and SPLP metals laboratory method and/or preparation blanks.

Other Factors Affecting Data Quality: Some samples were analyzed at dilutions. Results below the RL were estimated.

The data for these analyses were reviewed with reference to the "National Functional Guidelines for Inorganic Review" (August 2014). The text of this report has been formulated to address only those areas affecting data quality.

Tetra Tech, Inc.
Michelle L. Allen
Chemist/Data Validator

Tetra Tech, Inc.
Joseph A. Samchuck
Data Validation Manager

Attachments:
Appendix A – Qualified Analytical Results
Appendix B – Results as Reported by the Laboratory
Appendix C – Support Documentation

Appendix A

Qualified Analytical Results

Qualifier Codes:

A = Lab Blank Contamination
B = Field Blank Contamination
C = Calibration Noncompliance (i.e., % RSDs, %Ds, ICVs, CCVs, RRFs, etc.)
C01 = GC/MS Tuning Noncompliance
D = MS/MSD Recovery Noncompliance
E = LCS/LCSD Recovery Noncompliance
F = Lab Duplicate Imprecision
G = Field Duplicate Imprecision
H = Holding Time Exceedance
I = ICP Serial Dilution Noncompliance
J = ICP PDS Recovery Noncompliance; MSA's $r < 0.995$
K = ICP Interference - includes ICS % R Noncompliance
L = Instrument Calibration Range Exceedance
M = Sample Preservation Noncompliance
N = Internal Standard Noncompliance
N01 = Internal Standard Recovery Noncompliance Dioxins
N02 = Recovery Standard Noncompliance Dioxins
N03 = Clean-up Standard Noncompliance Dioxins
O = Poor Instrument Performance (i.e., base-time drifting)
P = Uncertainty near detection limit (< 2 x IDL for inorganics and <CRQL for organics)
Q = Other problems (can encompass a number of issues; i.e.chromatography,interferences, etc.)
R = Surrogates Recovery Noncompliance
S = Pesticide/PCB Resolution
T = % Breakdown Noncompliance for DDT and Endrin
U = RPD between columns/detectors >40% for positive results determined via GC/HPLC
V = Non-linear calibrations; correlation coefficient $r < 0.995$
W = EMPC result
X = Signal to noise response drop
Y = Percent solids <30%
Z = Uncertainty at 2 standard deviations is greater than sample activity
Z1 = Tentatively Identified Compound considered presumptively present
Z2 = Tentatively Identified Compound column bleed
Z3 = Tentatively Identified Compound aldol condensate
Z4 = Sample activity is less than the at uncertainty at 3 standard deviations and greater than the MDC
Z5 = Sample activity is less than the at uncertainty at 3 standard deviations and less than the MDC

PROJ_NO: 07931	NSAMPLE	BLD-SLAG1-071416			BLD-SLAG2-071416			BLD-SLAG3-071416			BLG-SLAG1-071416		
SDG: 240-67510-1	LAB_ID	240-67510-4			240-67510-5			240-67510-6			240-67510-1		
FRACTION: M	SAMP_DATE	7/14/2016			7/14/2016			7/14/2016			7/14/2016		
MEDIA: SOIL	QC_TYPE	NM			NM			NM			NM		
	UNITS	MG/KG			MG/KG			MG/KG			MG/KG		
	PCT_SOLIDS	97.4			95.9			97.8			97.4		
	DUP_OF												
PARAMETER		RESULT	VQL	QLCD	RESULT	VQL	QLCD	RESULT	VQL	QLCD	RESULT	VQL	QLCD
ALUMINUM		18000			20000			9900			16000		
ANTIMONY		3.3			0.36	U		0.42	U		0.47	U	
ARSENIC		2.9	J	P	1.2	J	P	0.56	J	P	1.9	J	P
BARIUM		330			210			250			270		
BERYLLIUM		2.9			3.3			1.9			2.3		
CADMIUM		0.4	J	P	0.055	J	P	0.098	J	P	0.39	J	P
CALCIUM		110000			150000			77000			110000		
CHROMIUM		12			2.9			2.1			3.8		
COBALT		1.7			0.2	J	P	0.13	J	P	0.33	J	P
COPPER		13			3.8	U	A	1.9	U	A	4.8	U	A
IRON		9100			510			330			1100		
LEAD		14			2.7			2.7			7.4		
MAGNESIUM		26000			47000			18000			24000		
MANGANESE		3600			2200			940			1900		
MERCURY		0.014	U		0.017	U		0.017	U		0.017	U	
NICKEL		5.1			1.9	U	A	1.2	U	A	1.9	U	A
POTASSIUM		1400			640			190	J	P	560		
SELENIUM		1.7	U		1.3	J	P	0.67	J	P	1.5	J	P
SILVER		0.34	J	P	0.25	J	P	0.068	J	P	0.28	J	P
SODIUM		820			510			290	U	A	800		
THALLIUM		14			8.9			3.8			7.3		
VANADIUM		12			4.5			1.5			3.9		
ZINC		18			4.2			7.6			21		

PROJ_NO: 07931	NSAMPLE	BLG-SLAG2-071416			BLG-SLAG3-071416		
SDG: 240-67510-1	LAB_ID	240-67510-2			240-67510-3		
FRACTION: M	SAMP_DATE	7/14/2016			7/14/2016		
MEDIA: SOIL	QC_TYPE	NM			NM		
	UNITS	MG/KG			MG/KG		
	PCT_SOLIDS	96.9			95.3		
	DUP_OF						
PARAMETER		RESULT	VQL	QLCD	RESULT	VQL	QLCD
ALUMINUM		15000			22000		
ANTIMONY		0.36	U		0.36	U	
ARSENIC		6.2	U		1.2		
BARIUM		180			160		
BERYLLIUM		1.5			0.46		
CADMIUM		0.19	J	P	0.14	J	P
CALCIUM		82000			32000		
CHROMIUM		33			7.5		
COBALT		0.31	J	P	8		
COPPER		5.3			110		
IRON		1200			10000		
LEAD		4.3			5.6		
MAGNESIUM		22000			5400		
MANGANESE		8100			820		
MERCURY		0.015	U		0.017	U	
NICKEL		2	U	A	8.3		
POTASSIUM		2500			500		
SELENIUM		5.2	U		1.1	J	P
SILVER		0.9			0.05	J	P
SODIUM		2100			890		
THALLIUM		31			3.1		
VANADIUM		150			89		
ZINC		11			11		

PROJ_NO: 07931	NSAMPLE	BLD-SLAG1-071416			BLD-SLAG2-071416			BLD-SLAG3-071416			BLG-SLAG1-071416		
SDG: 240-67510-1	LAB_ID	240-67510-4			240-67510-5			240-67510-6			240-67510-1		
FRACTION: SPLPM	SAMP_DATE	7/14/2016			7/14/2016			7/14/2016			7/14/2016		
MEDIA: SOIL	QC_TYPE	NM			NM			NM			NM		
	UNITS	MG/L			MG/L			MG/L			MG/L		
	PCT_SOLIDS	0.0			0.0			0.0			0.0		
	DUP_OF												
PARAMETER		RESULT	VQL	QLCD	RESULT	VQL	QLCD	RESULT	VQL	QLCD	RESULT	VQL	QLCD
ALUMINUM		0.2			0.4			0.2			0.37		
ANTIMONY		0.0048	J	P	0.0061	J	P	0.0046	J	P	0.0031	U	
ARSENIC		0.0033	U		0.0033	U		0.0033	U		0.0033	U	
BARIUM		0.036	J	P	0.017	J	P	0.11	J	P	0.0091	J	P
BERYLLIUM		0.00021	U		0.00021	U		0.00021	U		0.00021	U	
CADMIUM		0.00029	U		0.00029	U		0.00029	U		0.00029	U	
CALCIUM		15			11			29			9.5		
CHROMIUM		0.0025	U	A	0.0035	U	A	0.0023	U	A	0.0037	U	A
COBALT		0.00084	U		0.00084	U		0.00084	U		0.00084	U	
COPPER		0.0039	U		0.0039	U		0.0039	U		0.0039	U	
IRON		0.049	J	P	0.18	J	P	0.025	U		0.076	J	P
LEAD		0.0019	U		0.0019	U		0.0019	U		0.0019	U	
MAGNESIUM		1.8	J	P	2.3	J	P	0.95	J	P	1.7	J	P
MANGANESE		0.043			0.16			0.024			0.063		
MERCURY		9E-05	U		9E-05	U		9E-05	U		9E-05	U	
NICKEL		0.0016	U		0.0016	U		0.0016	U		0.0016	U	
POTASSIUM		0.55	U	A	0.62	U	A	0.56	U	A	0.49	U	A
SELENIUM		0.0051	U		0.0051	U		0.0051	U		0.0051	U	
SILVER		0.00092	U		0.00092	U		0.00092	U		0.00092	U	
SODIUM		33	J+	A	32	J+	A	26	J+	A	36	J+	A
THALLIUM		0.0021	U		0.0021	U		0.0021	U		0.0021	U	
VANADIUM		0.0044	U		0.018	J	P	0.007	J	P	0.06		
ZINC		0.016	U		0.016	U		0.016	U		0.016	U	

PROJ_NO: 07931	NSAMPLE	BLG-SLAG2-071416			BLG-SLAG3-071416		
SDG: 240-67510-1	LAB_ID	240-67510-2			240-67510-3		
FRACTION: SPLPM	SAMP_DATE	7/14/2016			7/14/2016		
MEDIA: SOIL	QC_TYPE	NM			NM		
	UNITS	MG/L			MG/L		
	PCT_SOLIDS	0.0			0.0		
	DUP_OF						
PARAMETER		RESULT	VQL	QLCD	RESULT	VQL	QLCD
ALUMINUM		0.67			0.62		
ANTIMONY		0.0056	J	P	0.0031	U	
ARSENIC		0.0033	U		0.0033	U	
BARIUM		0.025	J	P	0.02	J	P
BERYLLIUM		0.00021	U		0.00021	U	
CADMIUM		0.00029	U		0.00029	U	
CALCIUM		12			8.9		
CHROMIUM		0.0039	U	A	0.0018	U	A
COBALT		0.00084	U		0.00084	U	
COPPER		0.0039	U		0.0039	U	
IRON		0.18	J	P	0.17	J	P
LEAD		0.0019	U		0.0019	U	
MAGNESIUM		2.3	J	P	1.8	J	P
MANGANESE		0.17			0.087		
MERCURY		9E-05	U		9E-05	U	
NICKEL		0.0016	U		0.0016	U	
POTASSIUM		0.61	U	A	0.4	U	A
SELENIUM		0.0051	U		0.0051	U	
SILVER		0.00092	U		0.00092	U	
SODIUM		34	J+	A	26	J+	A
THALLIUM		0.0024	J	P	0.0021	U	
VANADIUM		0.049	J	P	0.016	J	P
ZINC		0.016	U		0.016	U	

Appendix B

Results as Reported by the Laboratory

1A-IN
INORGANIC ANALYSIS DATA SHEET
METALS

Client Sample ID: BLG-SLAG1-071416 Lab Sample ID: 240-67510-1

Lab Name: TestAmerica Canton Job No.: 240-67510-1

SDG ID.:

Matrix: Solid Date Sampled: 07/14/2016 11:00

Reporting Basis: DRY Date Received: 07/15/2016 09:25

% Solids: 97.4

CAS No.	Analyte	Result	RL	MDL	Units	C	Q	DIL	Method
7429-90-5	Aluminum	16000	20	5.7	mg/Kg			1	6010C
7440-22-4	Silver	0.28	0.99	0.062	mg/Kg	J		1	6010C
7440-39-3	Barium	270	20	0.40	mg/Kg			1	6010C
7440-41-7	Beryllium	2.3	0.49	0.026	mg/Kg			1	6010C
7440-70-2	Calcium	110000	990	45	mg/Kg			2	6010C
7440-43-9	Cadmium	0.39	0.49	0.021	mg/Kg	J		1	6010C
7440-48-4	Cobalt	0.33	0.99	0.046	mg/Kg	J		1	6010C
7440-47-3	Chromium	3.8	0.99	0.074	mg/Kg		B	1	6010C
7440-50-8	Copper	4.8	4.9	0.45	mg/Kg	J	B	2	6010C
7439-89-6	Iron	1100	20	3.2	mg/Kg			1	6010C
7440-09-7	Potassium	560	490	6.1	mg/Kg			1	6010C
7439-95-4	Magnesium	24000	490	5.1	mg/Kg		B	1	6010C
7439-96-5	Manganese	1900	3.0	0.17	mg/Kg		B	2	6010C
7440-23-5	Sodium	800	490	19	mg/Kg		B	1	6010C
7440-02-0	Nickel	1.9	3.9	0.079	mg/Kg	J	B	1	6010C
7440-36-0	Antimony	0.47	2.0	0.47	mg/Kg	U		1	6010C
7440-62-2	Vanadium	3.9	0.99	0.20	mg/Kg			1	6010C
7440-66-6	Zinc	21	4.9	0.55	mg/Kg			1	6010C
7440-38-2	Arsenic	1.9	3.0	0.81	mg/Kg	J		2	6010C
7439-92-1	Lead	7.4	0.99	0.20	mg/Kg			1	6010C
7782-49-2	Selenium	1.5	3.9	0.67	mg/Kg	J		2	6010C
7440-28-0	Thallium	7.3	3.9	0.26	mg/Kg			2	6010C
7439-97-6	Mercury	0.017	0.12	0.017	mg/Kg	U		1	7471A

1A-IN
INORGANIC ANALYSIS DATA SHEET
METALS - SPLP EAST

Client Sample ID: BLG-SLAG1-071416 Lab Sample ID: 240-67510-1

Lab Name: TestAmerica Canton Job No.: 240-67510-1

SDG ID.:

Matrix: Solid Date Sampled: 07/14/2016 11:00

Reporting Basis: WET Date Received: 07/15/2016 09:25

CAS No.	Analyte	Result	RL	MDL	Units	C	Q	DIL	Method
7429-90-5	Aluminum	0.37	0.20	0.0040	mg/L		B	1	6010C
7440-22-4	Silver	0.00092	0.050	0.00092	mg/L	U		1	6010C
7440-39-3	Barium	0.0091	0.50	0.0024	mg/L	J		1	6010C
7440-41-7	Beryllium	0.00021	0.0050	0.00021	mg/L	U		1	6010C
7440-70-2	Calcium	9.5	5.0	0.71	mg/L			1	6010C
7440-43-9	Cadmium	0.00029	0.050	0.00029	mg/L	U		1	6010C
7440-48-4	Cobalt	0.00084	0.050	0.00084	mg/L	U		1	6010C
7440-47-3	Chromium	0.0037	0.050	0.00055	mg/L	J	B	1	6010C
7440-50-8	Copper	0.0039	1.0	0.0039	mg/L	U		1	6010C
7439-89-6	Iron	0.076	0.20	0.025	mg/L	J		1	6010C
7440-09-7	Potassium	0.49	5.0	0.070	mg/L	J	B	1	6010C
7439-95-4	Magnesium	1.7	5.0	0.23	mg/L	J		1	6010C
7439-96-5	Manganese	0.063	0.015	0.0051	mg/L		B	1	6010C
7440-23-5	Sodium	36	5.0	0.33	mg/L		B	1	6010C
7440-02-0	Nickel	0.0016	0.040	0.0016	mg/L	U		1	6010C
7440-36-0	Antimony	0.0031	0.30	0.0031	mg/L	U		1	6010C
7440-62-2	Vanadium	0.060	0.050	0.0044	mg/L			1	6010C
7440-66-6	Zinc	0.016	1.0	0.016	mg/L	U		1	6010C
7440-38-2	Arsenic	0.0033	0.050	0.0033	mg/L	U		1	6010C
7439-92-1	Lead	0.0019	0.050	0.0019	mg/L	U		1	6010C
7782-49-2	Selenium	0.0051	0.050	0.0051	mg/L	U		1	6010C
7440-28-0	Thallium	0.0021	2.0	0.0021	mg/L	U		1	6010C
7439-97-6	Mercury	0.000090	0.0020	0.000090	mg/L	U		1	7470A

1A-IN
INORGANIC ANALYSIS DATA SHEET
METALS

Client Sample ID: BLG-SLAG2-071416 Lab Sample ID: 240-67510-2

Lab Name: TestAmerica Canton Job No.: 240-67510-1

SDG ID.:

Matrix: Solid Date Sampled: 07/14/2016 10:30

Reporting Basis: DRY Date Received: 07/15/2016 09:25

% Solids: 96.9

CAS No.	Analyte	Result	RL	MDL	Units	C	Q	DIL	Method
7429-90-5	Aluminum	15000	15	4.4	mg/Kg			1	6010C
7440-22-4	Silver	0.90	0.76	0.048	mg/Kg			1	6010C
7440-39-3	Barium	180	15	0.31	mg/Kg			1	6010C
7440-41-7	Beryllium	1.5	0.38	0.020	mg/Kg			1	6010C
7440-70-2	Calcium	82000	760	35	mg/Kg			2	6010C
7440-43-9	Cadmium	0.19	0.38	0.016	mg/Kg	J		1	6010C
7440-48-4	Cobalt	0.31	0.76	0.036	mg/Kg	J		1	6010C
7440-47-3	Chromium	33	0.76	0.057	mg/Kg		B	1	6010C
7440-50-8	Copper	5.3	3.8	0.35	mg/Kg		B	2	6010C
7439-89-6	Iron	1200	15	2.4	mg/Kg			1	6010C
7440-09-7	Potassium	2500	380	4.7	mg/Kg			1	6010C
7439-95-4	Magnesium	22000	380	3.9	mg/Kg		B	1	6010C
7439-96-5	Manganese	8100	23	1.3	mg/Kg		B	20	6010C
7440-23-5	Sodium	2100	380	14	mg/Kg		B	1	6010C
7440-02-0	Nickel	2.0	3.0	0.061	mg/Kg	J	B	1	6010C
7440-36-0	Antimony	0.36	1.5	0.36	mg/Kg	U		1	6010C
7440-62-2	Vanadium	150	0.76	0.15	mg/Kg			1	6010C
7440-66-6	Zinc	11	3.8	0.42	mg/Kg			1	6010C
7440-38-2	Arsenic	6.2	23	6.2	mg/Kg	U		20	6010C
7439-92-1	Lead	4.3	0.76	0.15	mg/Kg			1	6010C
7782-49-2	Selenium	5.2	30	5.2	mg/Kg	U		20	6010C
7440-28-0	Thallium	31	30	2.0	mg/Kg			20	6010C
7439-97-6	Mercury	0.015	0.11	0.015	mg/Kg	U		1	7471A

1A-IN
INORGANIC ANALYSIS DATA SHEET
METALS - SPLP EAST

Client Sample ID: BLG-SLAG2-071416 Lab Sample ID: 240-67510-2

Lab Name: TestAmerica Canton Job No.: 240-67510-1

SDG ID.:

Matrix: Solid Date Sampled: 07/14/2016 10:30

Reporting Basis: WET Date Received: 07/15/2016 09:25

CAS No.	Analyte	Result	RL	MDL	Units	C	Q	DIL	Method
7429-90-5	Aluminum	0.67	0.20	0.0040	mg/L		B	1	6010C
7440-22-4	Silver	0.00092	0.050	0.00092	mg/L	U		1	6010C
7440-39-3	Barium	0.025	0.50	0.0024	mg/L	J		1	6010C
7440-41-7	Beryllium	0.00021	0.0050	0.00021	mg/L	U		1	6010C
7440-70-2	Calcium	12	5.0	0.71	mg/L			1	6010C
7440-43-9	Cadmium	0.00029	0.050	0.00029	mg/L	U		1	6010C
7440-48-4	Cobalt	0.00084	0.050	0.00084	mg/L	U		1	6010C
7440-47-3	Chromium	0.0039	0.050	0.00055	mg/L	J	B	1	6010C
7440-50-8	Copper	0.0039	1.0	0.0039	mg/L	U		1	6010C
7439-89-6	Iron	0.18	0.20	0.025	mg/L	J		1	6010C
7440-09-7	Potassium	0.61	5.0	0.070	mg/L	J	B	1	6010C
7439-95-4	Magnesium	2.3	5.0	0.23	mg/L	J		1	6010C
7439-96-5	Manganese	0.17	0.015	0.0051	mg/L		B	1	6010C
7440-23-5	Sodium	34	5.0	0.33	mg/L		B	1	6010C
7440-02-0	Nickel	0.0016	0.040	0.0016	mg/L	U		1	6010C
7440-36-0	Antimony	0.0056	0.30	0.0031	mg/L	J		1	6010C
7440-62-2	Vanadium	0.049	0.050	0.0044	mg/L	J		1	6010C
7440-66-6	Zinc	0.016	1.0	0.016	mg/L	U		1	6010C
7440-38-2	Arsenic	0.0033	0.050	0.0033	mg/L	U		1	6010C
7439-92-1	Lead	0.0019	0.050	0.0019	mg/L	U		1	6010C
7782-49-2	Selenium	0.0051	0.050	0.0051	mg/L	U		1	6010C
7440-28-0	Thallium	0.0024	2.0	0.0021	mg/L	J		1	6010C
7439-97-6	Mercury	0.000090	0.0020	0.000090	mg/L	U		1	7470A

1A-IN
INORGANIC ANALYSIS DATA SHEET
METALS

Client Sample ID: BLG-SLAG3-071416 Lab Sample ID: 240-67510-3

Lab Name: TestAmerica Canton Job No.: 240-67510-1

SDG ID.:

Matrix: Solid Date Sampled: 07/14/2016 09:30

Reporting Basis: DRY Date Received: 07/15/2016 09:25

% Solids: 95.3

CAS No.	Analyte	Result	RL	MDL	Units	C	Q	DIL	Method
7429-90-5	Aluminum	22000	15	4.4	mg/Kg			1	6010C
7440-22-4	Silver	0.050	0.76	0.048	mg/Kg	J		1	6010C
7440-39-3	Barium	160	15	0.31	mg/Kg			1	6010C
7440-41-7	Beryllium	0.46	0.38	0.020	mg/Kg			1	6010C
7440-70-2	Calcium	32000	380	17	mg/Kg			1	6010C
7440-43-9	Cadmium	0.14	0.38	0.016	mg/Kg	J		1	6010C
7440-48-4	Cobalt	8.0	0.76	0.036	mg/Kg			1	6010C
7440-47-3	Chromium	7.5	0.76	0.057	mg/Kg		B	1	6010C
7440-50-8	Copper	110	1.9	0.17	mg/Kg		B	1	6010C
7439-89-6	Iron	10000	15	2.4	mg/Kg			1	6010C
7440-09-7	Potassium	500	380	4.7	mg/Kg			1	6010C
7439-95-4	Magnesium	5400	380	4.0	mg/Kg		B	1	6010C
7439-96-5	Manganese	820	1.1	0.064	mg/Kg		B	1	6010C
7440-23-5	Sodium	890	380	14	mg/Kg		B	1	6010C
7440-02-0	Nickel	8.3	3.0	0.061	mg/Kg		B	1	6010C
7440-36-0	Antimony	0.36	1.5	0.36	mg/Kg	U		1	6010C
7440-62-2	Vanadium	89	0.76	0.15	mg/Kg			1	6010C
7440-66-6	Zinc	11	3.8	0.43	mg/Kg			1	6010C
7440-38-2	Arsenic	1.2	1.1	0.31	mg/Kg			1	6010C
7439-92-1	Lead	5.6	0.76	0.15	mg/Kg			1	6010C
7782-49-2	Selenium	1.1	1.5	0.26	mg/Kg	J		1	6010C
7440-28-0	Thallium	3.1	1.5	0.099	mg/Kg			1	6010C
7439-97-6	Mercury	0.017	0.12	0.017	mg/Kg	U		1	7471A

1A-IN
INORGANIC ANALYSIS DATA SHEET
METALS - SPLP EAST

Client Sample ID: BLG-SLAG3-071416 Lab Sample ID: 240-67510-3

Lab Name: TestAmerica Canton Job No.: 240-67510-1

SDG ID.:

Matrix: Solid Date Sampled: 07/14/2016 09:30

Reporting Basis: WET Date Received: 07/15/2016 09:25

CAS No.	Analyte	Result	RL	MDL	Units	C	Q	DIL	Method
7429-90-5	Aluminum	0.62	0.20	0.0040	mg/L		B	1	6010C
7440-22-4	Silver	0.00092	0.050	0.00092	mg/L	U		1	6010C
7440-39-3	Barium	0.020	0.50	0.0024	mg/L	J		1	6010C
7440-41-7	Beryllium	0.00021	0.0050	0.00021	mg/L	U		1	6010C
7440-70-2	Calcium	8.9	5.0	0.71	mg/L			1	6010C
7440-43-9	Cadmium	0.00029	0.050	0.00029	mg/L	U		1	6010C
7440-48-4	Cobalt	0.00084	0.050	0.00084	mg/L	U		1	6010C
7440-47-3	Chromium	0.0018	0.050	0.00055	mg/L	J	B	1	6010C
7440-50-8	Copper	0.0039	1.0	0.0039	mg/L	U		1	6010C
7439-89-6	Iron	0.17	0.20	0.025	mg/L	J		1	6010C
7440-09-7	Potassium	0.40	5.0	0.070	mg/L	J	B	1	6010C
7439-95-4	Magnesium	1.8	5.0	0.23	mg/L	J		1	6010C
7439-96-5	Manganese	0.087	0.015	0.0051	mg/L		B	1	6010C
7440-23-5	Sodium	26	5.0	0.33	mg/L		B	1	6010C
7440-02-0	Nickel	0.0016	0.040	0.0016	mg/L	U		1	6010C
7440-36-0	Antimony	0.0031	0.30	0.0031	mg/L	U		1	6010C
7440-62-2	Vanadium	0.016	0.050	0.0044	mg/L	J		1	6010C
7440-66-6	Zinc	0.016	1.0	0.016	mg/L	U		1	6010C
7440-38-2	Arsenic	0.0033	0.050	0.0033	mg/L	U		1	6010C
7439-92-1	Lead	0.0019	0.050	0.0019	mg/L	U		1	6010C
7782-49-2	Selenium	0.0051	0.050	0.0051	mg/L	U		1	6010C
7440-28-0	Thallium	0.0021	2.0	0.0021	mg/L	U		1	6010C
7439-97-6	Mercury	0.000090	0.0020	0.000090	mg/L	U		1	7470A

1A-IN
INORGANIC ANALYSIS DATA SHEET
METALS

Client Sample ID: BLD-SLAG1-071416 Lab Sample ID: 240-67510-4

Lab Name: TestAmerica Canton Job No.: 240-67510-1

SDG ID.:

Matrix: Solid Date Sampled: 07/14/2016 12:30

Reporting Basis: DRY Date Received: 07/15/2016 09:25

% Solids: 97.4

CAS No.	Analyte	Result	RL	MDL	Units	C	Q	DIL	Method
7429-90-5	Aluminum	18000	21	6.0	mg/Kg			1	6010C
7440-22-4	Silver	0.34	1.0	0.065	mg/Kg	J		1	6010C
7440-39-3	Barium	330	21	0.42	mg/Kg			1	6010C
7440-41-7	Beryllium	2.9	0.51	0.027	mg/Kg			1	6010C
7440-70-2	Calcium	110000	1000	47	mg/Kg			2	6010C
7440-43-9	Cadmium	0.40	0.51	0.022	mg/Kg	J		1	6010C
7440-48-4	Cobalt	1.7	1.0	0.048	mg/Kg			1	6010C
7440-47-3	Chromium	12	1.0	0.077	mg/Kg		B	1	6010C
7440-50-8	Copper	13	5.1	0.47	mg/Kg		B	2	6010C
7439-89-6	Iron	9100	21	3.3	mg/Kg			1	6010C
7440-09-7	Potassium	1400	510	6.4	mg/Kg			1	6010C
7439-95-4	Magnesium	26000	510	5.3	mg/Kg		B	1	6010C
7439-96-5	Manganese	3600	7.7	0.43	mg/Kg		B	5	6010C
7440-23-5	Sodium	820	510	20	mg/Kg		B	1	6010C
7440-02-0	Nickel	5.1	4.1	0.082	mg/Kg		B	1	6010C
7440-36-0	Antimony	3.3	2.1	0.49	mg/Kg			1	6010C
7440-62-2	Vanadium	12	1.0	0.21	mg/Kg			1	6010C
7440-66-6	Zinc	18	5.1	0.58	mg/Kg			1	6010C
7440-38-2	Arsenic	2.9	7.7	2.1	mg/Kg	J		5	6010C
7439-92-1	Lead	14	1.0	0.21	mg/Kg			1	6010C
7782-49-2	Selenium	1.7	10	1.7	mg/Kg	U		5	6010C
7440-28-0	Thallium	14	10	0.67	mg/Kg			5	6010C
7439-97-6	Mercury	0.014	0.10	0.014	mg/Kg	U		1	7471A

1A-IN
INORGANIC ANALYSIS DATA SHEET
METALS - SPLP EAST

Client Sample ID: BLD-SLAG1-071416 Lab Sample ID: 240-67510-4

Lab Name: TestAmerica Canton Job No.: 240-67510-1

SDG ID.:

Matrix: Solid Date Sampled: 07/14/2016 12:30

Reporting Basis: WET Date Received: 07/15/2016 09:25

CAS No.	Analyte	Result	RL	MDL	Units	C	Q	DIL	Method
7429-90-5	Aluminum	0.20	0.20	0.0040	mg/L		B	1	6010C
7440-22-4	Silver	0.00092	0.050	0.00092	mg/L	U		1	6010C
7440-39-3	Barium	0.036	0.50	0.0024	mg/L	J		1	6010C
7440-41-7	Beryllium	0.00021	0.0050	0.00021	mg/L	U		1	6010C
7440-70-2	Calcium	15	5.0	0.71	mg/L			1	6010C
7440-43-9	Cadmium	0.00029	0.050	0.00029	mg/L	U		1	6010C
7440-48-4	Cobalt	0.00084	0.050	0.00084	mg/L	U		1	6010C
7440-47-3	Chromium	0.0025	0.050	0.00055	mg/L	J	B	1	6010C
7440-50-8	Copper	0.0039	1.0	0.0039	mg/L	U		1	6010C
7439-89-6	Iron	0.049	0.20	0.025	mg/L	J		1	6010C
7440-09-7	Potassium	0.55	5.0	0.070	mg/L	J	B	1	6010C
7439-95-4	Magnesium	1.8	5.0	0.23	mg/L	J		1	6010C
7439-96-5	Manganese	0.043	0.015	0.0051	mg/L		B	1	6010C
7440-23-5	Sodium	33	5.0	0.33	mg/L		B	1	6010C
7440-02-0	Nickel	0.0016	0.040	0.0016	mg/L	U		1	6010C
7440-36-0	Antimony	0.0048	0.30	0.0031	mg/L	J		1	6010C
7440-62-2	Vanadium	0.0044	0.050	0.0044	mg/L	U		1	6010C
7440-66-6	Zinc	0.016	1.0	0.016	mg/L	U		1	6010C
7440-38-2	Arsenic	0.0033	0.050	0.0033	mg/L	U		1	6010C
7439-92-1	Lead	0.0019	0.050	0.0019	mg/L	U		1	6010C
7782-49-2	Selenium	0.0051	0.050	0.0051	mg/L	U		1	6010C
7440-28-0	Thallium	0.0021	2.0	0.0021	mg/L	U		1	6010C
7439-97-6	Mercury	0.000090	0.0020	0.000090	mg/L	U		1	7470A

1A-IN
INORGANIC ANALYSIS DATA SHEET
METALS

Client Sample ID: BLD-SLAG2-071416 Lab Sample ID: 240-67510-5

Lab Name: TestAmerica Canton Job No.: 240-67510-1

SDG ID.:

Matrix: Solid Date Sampled: 07/14/2016 13:00

Reporting Basis: DRY Date Received: 07/15/2016 09:25

% Solids: 95.9

CAS No.	Analyte	Result	RL	MDL	Units	C	Q	DIL	Method
7429-90-5	Aluminum	20000	15	4.3	mg/Kg			1	6010C
7440-22-4	Silver	0.25	0.74	0.047	mg/Kg	J		1	6010C
7440-39-3	Barium	210	15	0.31	mg/Kg			1	6010C
7440-41-7	Beryllium	3.3	0.37	0.019	mg/Kg			1	6010C
7440-70-2	Calcium	150000	1900	86	mg/Kg			5	6010C
7440-43-9	Cadmium	0.055	0.37	0.016	mg/Kg	J		1	6010C
7440-48-4	Cobalt	0.20	0.74	0.035	mg/Kg	J		1	6010C
7440-47-3	Chromium	2.9	0.74	0.056	mg/Kg		B	1	6010C
7440-50-8	Copper	3.8	9.3	0.86	mg/Kg	J	B	5	6010C
7439-89-6	Iron	510	15	2.4	mg/Kg			1	6010C
7440-09-7	Potassium	640	370	4.6	mg/Kg			1	6010C
7439-95-4	Magnesium	47000	740	7.7	mg/Kg		B	2	6010C
7439-96-5	Manganese	2200	2.2	0.13	mg/Kg		B	2	6010C
7440-23-5	Sodium	510	370	14	mg/Kg		B	1	6010C
7440-02-0	Nickel	1.9	3.0	0.060	mg/Kg	J	B	1	6010C
7440-36-0	Antimony	0.36	1.5	0.36	mg/Kg	U		1	6010C
7440-62-2	Vanadium	4.5	0.74	0.15	mg/Kg			1	6010C
7440-66-6	Zinc	4.2	3.7	0.42	mg/Kg			1	6010C
7440-38-2	Arsenic	1.2	2.2	0.61	mg/Kg	J		2	6010C
7439-92-1	Lead	2.7	0.74	0.15	mg/Kg			1	6010C
7782-49-2	Selenium	1.3	3.0	0.51	mg/Kg	J		2	6010C
7440-28-0	Thallium	8.9	3.0	0.19	mg/Kg			2	6010C
7439-97-6	Mercury	0.017	0.12	0.017	mg/Kg	U		1	7471A

1A-IN
INORGANIC ANALYSIS DATA SHEET
METALS - SPLP EAST

Client Sample ID: BLD-SLAG2-071416 Lab Sample ID: 240-67510-5

Lab Name: TestAmerica Canton Job No.: 240-67510-1

SDG ID.:

Matrix: Solid Date Sampled: 07/14/2016 13:00

Reporting Basis: WET Date Received: 07/15/2016 09:25

CAS No.	Analyte	Result	RL	MDL	Units	C	Q	DIL	Method
7429-90-5	Aluminum	0.40	0.20	0.0040	mg/L		B	1	6010C
7440-22-4	Silver	0.00092	0.050	0.00092	mg/L	U		1	6010C
7440-39-3	Barium	0.017	0.50	0.0024	mg/L	J		1	6010C
7440-41-7	Beryllium	0.00021	0.0050	0.00021	mg/L	U		1	6010C
7440-70-2	Calcium	11	5.0	0.71	mg/L			1	6010C
7440-43-9	Cadmium	0.00029	0.050	0.00029	mg/L	U		1	6010C
7440-48-4	Cobalt	0.00084	0.050	0.00084	mg/L	U		1	6010C
7440-47-3	Chromium	0.0035	0.050	0.00055	mg/L	J	B	1	6010C
7440-50-8	Copper	0.0039	1.0	0.0039	mg/L	U		1	6010C
7439-89-6	Iron	0.18	0.20	0.025	mg/L	J		1	6010C
7440-09-7	Potassium	0.62	5.0	0.070	mg/L	J	B	1	6010C
7439-95-4	Magnesium	2.3	5.0	0.23	mg/L	J		1	6010C
7439-96-5	Manganese	0.16	0.015	0.0051	mg/L		B	1	6010C
7440-23-5	Sodium	32	5.0	0.33	mg/L		B	1	6010C
7440-02-0	Nickel	0.0016	0.040	0.0016	mg/L	U		1	6010C
7440-36-0	Antimony	0.0061	0.30	0.0031	mg/L	J		1	6010C
7440-62-2	Vanadium	0.018	0.050	0.0044	mg/L	J		1	6010C
7440-66-6	Zinc	0.016	1.0	0.016	mg/L	U		1	6010C
7440-38-2	Arsenic	0.0033	0.050	0.0033	mg/L	U		1	6010C
7439-92-1	Lead	0.0019	0.050	0.0019	mg/L	U		1	6010C
7782-49-2	Selenium	0.0051	0.050	0.0051	mg/L	U		1	6010C
7440-28-0	Thallium	0.0021	2.0	0.0021	mg/L	U		1	6010C
7439-97-6	Mercury	0.000090	0.0020	0.000090	mg/L	U		1	7470A

1A-IN
INORGANIC ANALYSIS DATA SHEET
METALS

Client Sample ID: BLD-SLAG3-071416 Lab Sample ID: 240-67510-6

Lab Name: TestAmerica Canton Job No.: 240-67510-1

SDG ID.:

Matrix: Solid Date Sampled: 07/14/2016 13:30

Reporting Basis: DRY Date Received: 07/15/2016 09:25

% Solids: 97.8

CAS No.	Analyte	Result	RL	MDL	Units	C	Q	DIL	Method
7429-90-5	Aluminum	9900	17	5.0	mg/Kg			1	6010C
7440-22-4	Silver	0.068	0.87	0.055	mg/Kg	J		1	6010C
7440-39-3	Barium	250	17	0.36	mg/Kg			1	6010C
7440-41-7	Beryllium	1.9	0.43	0.023	mg/Kg			1	6010C
7440-70-2	Calcium	77000	870	40	mg/Kg			2	6010C
7440-43-9	Cadmium	0.098	0.43	0.018	mg/Kg	J		1	6010C
7440-48-4	Cobalt	0.13	0.87	0.041	mg/Kg	J		1	6010C
7440-47-3	Chromium	2.1	0.87	0.065	mg/Kg		B	1	6010C
7440-50-8	Copper	1.9	4.3	0.40	mg/Kg	J	B	2	6010C
7439-89-6	Iron	330	17	2.8	mg/Kg			1	6010C
7440-09-7	Potassium	190	430	5.4	mg/Kg	J		1	6010C
7439-95-4	Magnesium	18000	430	4.5	mg/Kg		B	1	6010C
7439-96-5	Manganese	940	1.3	0.073	mg/Kg		B	1	6010C
7440-23-5	Sodium	290	430	16	mg/Kg	J	B	1	6010C
7440-02-0	Nickel	1.2	3.5	0.069	mg/Kg	J	B	1	6010C
7440-36-0	Antimony	0.42	1.7	0.42	mg/Kg	U		1	6010C
7440-62-2	Vanadium	1.5	0.87	0.17	mg/Kg			1	6010C
7440-66-6	Zinc	7.6	4.3	0.49	mg/Kg			1	6010C
7440-38-2	Arsenic	0.56	1.3	0.36	mg/Kg	J		1	6010C
7439-92-1	Lead	2.7	0.87	0.17	mg/Kg			1	6010C
7782-49-2	Selenium	0.67	1.7	0.29	mg/Kg	J		1	6010C
7440-28-0	Thallium	3.8	1.7	0.11	mg/Kg			1	6010C
7439-97-6	Mercury	0.017	0.12	0.017	mg/Kg	U		1	7471A

1A-IN
INORGANIC ANALYSIS DATA SHEET
METALS - SPLP EAST

Client Sample ID: BLD-SLAG3-071416 Lab Sample ID: 240-67510-6

Lab Name: TestAmerica Canton Job No.: 240-67510-1

SDG ID.:

Matrix: Solid Date Sampled: 07/14/2016 13:30

Reporting Basis: WET Date Received: 07/15/2016 09:25

CAS No.	Analyte	Result	RL	MDL	Units	C	Q	DIL	Method
7429-90-5	Aluminum	0.20	0.20	0.0040	mg/L		B	1	6010C
7440-22-4	Silver	0.00092	0.050	0.00092	mg/L	U		1	6010C
7440-39-3	Barium	0.11	0.50	0.0024	mg/L	J		1	6010C
7440-41-7	Beryllium	0.00021	0.0050	0.00021	mg/L	U		1	6010C
7440-70-2	Calcium	29	5.0	0.71	mg/L			1	6010C
7440-43-9	Cadmium	0.00029	0.050	0.00029	mg/L	U		1	6010C
7440-48-4	Cobalt	0.00084	0.050	0.00084	mg/L	U		1	6010C
7440-47-3	Chromium	0.0023	0.050	0.00055	mg/L	J	B	1	6010C
7440-50-8	Copper	0.0039	1.0	0.0039	mg/L	U		1	6010C
7439-89-6	Iron	0.025	0.20	0.025	mg/L	U		1	6010C
7440-09-7	Potassium	0.56	5.0	0.070	mg/L	J	B	1	6010C
7439-95-4	Magnesium	0.95	5.0	0.23	mg/L	J		1	6010C
7439-96-5	Manganese	0.024	0.015	0.0051	mg/L		B	1	6010C
7440-23-5	Sodium	26	5.0	0.33	mg/L		B	1	6010C
7440-02-0	Nickel	0.0016	0.040	0.0016	mg/L	U		1	6010C
7440-36-0	Antimony	0.0046	0.30	0.0031	mg/L	J		1	6010C
7440-62-2	Vanadium	0.0070	0.050	0.0044	mg/L	J		1	6010C
7440-66-6	Zinc	0.016	1.0	0.016	mg/L	U		1	6010C
7440-38-2	Arsenic	0.0033	0.050	0.0033	mg/L	U		1	6010C
7439-92-1	Lead	0.0019	0.050	0.0019	mg/L	U		1	6010C
7782-49-2	Selenium	0.0051	0.050	0.0051	mg/L	U		1	6010C
7440-28-0	Thallium	0.0021	2.0	0.0021	mg/L	U		1	6010C
7439-97-6	Mercury	0.000090	0.0020	0.000090	mg/L	U		1	7470A

Appendix C

Support Documentation

BLD-SLAG2-071416

Sample Name: 240-67510-b-5-a@5 Acquired: 7/28/2016 15:18:13 Type: Unk
Method: ICP I9 Method 200.7-6010(v139) Mode: CONC Corr. Factor: 1.000000
User: analyst Custom ID1: Custom ID2: Custom ID3:
Comment:

Elem	Ag3280	Al3082	As1890	B_1826	Ba4554	Be3130	Ca3179
IS Ref	(Y_3600)	(Y_3710)	(Y_2243)	(Y_2243)	(Y_3710)	(Y_3710)	(Y_3710)
Units	ppb	ppb	ppb	ppb	ppb	ppb	ppb
Avg	.22063	69756.	5.4390	191.62	691.11	10.739	406800.
Stddev	.37760	279.	.7393	.74	.66	.043	2714.
%RSD	171.14	.40027	13.593	.38620	.09552	.39726	.66713
Check ?	Chk Pass	Chk Pass	Chk Pass	Chk Pass	Chk Pass	Chk Pass	Chk Pass
High Limit							
Low Limit							

Elem	Cd2288	Co2286	Cr2677	Cu3273	Fe2599	K_7664	Li6707
IS Ref	(Y_2243)	(In2306)	(Y_3600)	(Y_3600)	(Y_3710)	(Y_3710)	(Y_3710)
Units	ppb	ppb	ppb	ppb	ppb	ppb	ppb
Avg	.1652	.54046	10.922	10.164	1911.1	2130.3	180.58
Stddev	.1373	.11193	.180	1.359	4.8	25.8	2.61
%RSD	83.11	20.710	1.6441	13.376	.25368	1.2096	1.4440
Check ?	Chk Pass	Chk Pass	Chk Pass	Chk Pass	Chk Pass	Chk Pass	Chk Pass
High Limit							
Low Limit							

Elem	Mg2790	Mn2576	Mo2020	Na5895	Ni2316	Pb2203	Sb2175
IS Ref	(Y_3710)	(Y_3600)	(Y_2243)	(Y_3710)	(In2306)	(Y_2243)	(Y_2243)
Units	ppb	ppb	ppb	ppb	ppb	ppb	ppb
Avg	141930.	6942.2	-.39775	1699.7	6.8027	10.087	-1.641
Stddev	279.	95.6	.09969	5.7	.4791	.500	2.984
%RSD	.19678	1.3774	25.064	.33612	7.0424	4.9546	181.8
Check ?	Chk Pass	Chk Pass	Chk Pass	Chk Pass	Chk Pass	Chk Pass	Chk Pass
High Limit							
Low Limit							

Extraction: 1.4 g/100 ml
DF: 5x
% solids: 95.9%

406800 ug/L x 0.1L/1.4g x 5 x 1/.959
=151497 ug/g or mg/Kg

PDF created with pdfFactory Pro trial version www.pdffactory.com

TestAmerica Baltimore
7526 Connelley Drive
Suite F
Hanover, MD 21076
Phone: 410.766.2516 Fax:

180325

Chain of Custody Record

1.3 / C2.3

000006

TestAmerica
THE LEADER IN ENVIRONMENTAL TESTING
TestAmerica Laboratories, Inc.

TAL-8210 (0713)

BALTIMORE

Regulatory Program: ☐ DW ☐ NPDES ☐ RCRA ☐ Other:

Client Contact	Project Manager: AFANNALIZ	Site Contact: MULLIS	Date: 7/14/16	COC No:
Company Name: Tetra Tech AVC	Tel/Fax: 301-528-3501	Lab Contact: MCFADDEN	Carrier: FedEx	1 of 1 COCs
Address: 20251 Century Blvd. Ste. 300	Analysis Turnaround Time			Sampler:
City/State/Zip: Germantown, MD, 20874	☑ CALENDAR DAYS ☐ WORKING DAYS			For Lab Use Only:
Phone: 301-528-3521	TAT if different from Below ____			Walk-in Client:
Fax: 301-528-3500	☑ 2 weeks STANDARD			Lab Sampling:
Project Name: Block G/D SLAG INV.	☐ 1 week 15 DAYS			Job / SDG No.:
Site: MAC Block G/D	☐ 2 days			
PO # 112IC07931	☐ 1 day			

Sample Identification	Sample Date	Sample Time	Sample Type (C=Comp, G=Grab)	Matrix	# of Cont.	Filtered Sample (Y/N)	Perform MS / MSD (Y/N)	Total Metals (Soil/Glass)	SPLP Leaching (1312 Water)	Sample Specific Notes:
BLG-SLAG1-071416	7/14/16	1100	G	Rock	1			X	X	
BLG-SLAG2-071416		1030						X	X	
BLG-SLAG3-071416		0930						X	X	
BLD-SLAG1-071416		1230						X	X	
BLD-SLAG2-071416		1300						X	X	
BLD-SLAG3-071416		1330						X	X	
								1	1	

7/14/16

240-67510 Chain of Custody

Page 169 of 170

Preservation Used: 1= Ice, 2= HCl; 3= H2SO4; 4=HNO3; 5=NaOH; 6= Other ____

Possible Hazard Identification:
Are any samples from a listed EPA Hazardous Waste? Please List any EPA Waste Codes for the sample in the Comments Section if the lab is to dispose of the sample.

☑ Non-Hazard ☐ Flammable ☐ Skin Irritant ☐ Poison B ☐ Unknown

Sample Disposal (A fee may be assessed if samples are retained longer than 1 month)

☐ Return to Client ☑ Disposal by Lab ☐ Archive for ____ Months

Special Instructions/QC Requirements & Comments: 112IC07931 * Block G/D SLAG INVESTIGATION - Rock, sizes range from 1-2 grams to golfball sized for the two analyses - Total Metals and SPLP Leaching

Custody Seals Intact: ☐ Yes ☐ No | Custody Seal No.: | Cooler Temp. (°C): Obs'd: ____ Corr'd: ____ Therm ID No.: ____

Relinquished by:	Company:	Date/Time:	Received by:	Company:	Date/Time:
	Tetra Tech	7/14/16 1500		Test America	7/14/16 1500
Relinquished by:	Company:	Date/Time:	Received by:	Company:	Date/Time:
	Test America	7/14/16 1600		TANC	7/15/16 9:25
Relinquished by:	Company:	Date/Time:	Received in Laboratory by:	Company:	Date/Time:

TestAmerica Canton Sample Receipt Form/Narrative **Login # : 67510**
Canton Facility

Client Tetra Tech Site Name _____ Cooler unpacked by:

Cooler Received on 7/15/14 Opened on 7/15/14

FedEx: 1st Grd Exp UPS FAS Stetson Client Drop Off TestAmerica Courier Other _____

Receipt After-hours: Drop-off Date/Time _____ Storage Location _____

TestAmerica Cooler # _____ Foam Box Client Cooler Box Other _____

Packing material used: Bubble Wrap Foam Plastic Bag None Other _____

COOLANT: Wet Ice Blue Ice Dry Ice Water None

1. Cooler temperature upon receipt ☐ See Multiple Cooler Form

IR GUN# IR-8 (CF +1.3 °C) Observed Cooler Temp. _____ °C Corrected Cooler Temp. _____ °C

IR GUN #36 (CF +1.0°C) Observed Cooler Temp. 1.3 °C Corrected Cooler Temp. 2.3 °C

2.	Were custody seals on the outside of the cooler(s)? If Yes Quantity _____	Yes No
	-Were custody seals on the outside of the cooler(s) signed & dated?	Yes No NA
	-Were custody seals on the bottle(s) or bottle kits (LLHg/MeHg)?	Yes No
3.	Shippers' packing slip attached to the cooler(s)?	Yes No
4.	Did custody papers accompany the sample(s)?	Yes No
5.	Were the custody papers relinquished & signed in the appropriate place?	Yes No
6.	Was/were the person(s) who collected the samples clearly identified on the COC?	Yes No
7.	Did all bottles arrive in good condition (Unbroken)?	Yes No
8.	Could all bottle labels be reconciled with the COC?	Yes No
9.	Were correct bottle(s) used for the test(s) indicated?	Yes No
10.	Sufficient quantity received to perform indicated analyses?	Yes No
11.	Are these work share samples?	Yes No
	If yes, Questions 11-15 have been checked at the originating laboratory.	
11.	Were sample(s) at the correct pH upon receipt?	Yes No NA pH Strip Lot# **HC574756**
12.	Were VOAs on the COC?	Yes No
13.	Were air bubbles >6 mm in any VOA vials?	Yes No NA
14.	Was a VOA trip blank present in the cooler(s)? Trip Blank Lot #_____	Yes No
15.	Was a LL Hg or Me Hg trip blank present? _____	Yes No

Contacted PM _____ Date _____ by _____ via Verbal Voice Mail Other

Concerning _____

14. CHAIN OF CUSTODY & SAMPLE DISCREPANCIES

Samples processed by:

_____

_____

_____

_____

_____

_____

_____

_____

_____

15. SAMPLE CONDITION

Sample(s) _____ were received after the recommended holding time had expired.

Sample(s) _____ were received in a broken container.

Sample(s) _____ were received with bubble >6 mm in diameter. (Notify PM)

16. SAMPLE PRESERVATION

Sample(s) _____ were further preserved in the laboratory.

Time preserved: _____ Preservative(s) added/Lot number(s): _____.

CASE NARRATIVE

Client: Tetra Tech, Inc.

Project: MRC Block G/D Slag Inv.

Report Number: 240-67510-1

With the exceptions noted as flags or footnotes, standard analytical protocols were followed in the analysis of the samples and no problems were encountered or anomalies observed. In addition all laboratory quality control samples were within established control limits, with any exceptions noted below. Each sample was analyzed to achieve the lowest possible reporting limit within the constraints of the method. In some cases, due to interference or analytes present at high concentrations, samples were diluted. For diluted samples, the reporting limits are adjusted relative to the dilution required.

TestAmerica Canton attests to the validity of the laboratory data generated by TestAmerica facilities reported herein. All analyses performed by TestAmerica facilities were done using established laboratory SOPs that incorporate QA/QC procedures described in the application methods. TestAmerica's operations groups have reviewed the data for compliance with the laboratory QA/QC plan, and data have been found to be compliant with laboratory protocols unless otherwise noted below.

The test results in this report meet all NELAP requirements for parameters for which accreditation is required or available. Any exceptions to NELAP requirements are noted in this report. Pursuant to NELAP, this report may not be reproduced, except in full, without the written approval of the laboratory.

Calculations are performed before rounding to avoid round-off errors in calculated results.

All holding times were met and proper preservation noted for the methods performed on these samples, unless otherwise detailed in the individual sections below.

All solid sample results are reported on an "as received" basis unless otherwise indicated by the presence of a % solids value in the method header.

This laboratory report is confidential and is intended for the sole use of TestAmerica and its client.

RECEIPT

The samples were received on 7/15/2016 9:25 AM; the samples arrived in good condition, properly preserved and, where required, on ice. The temperature of the cooler at receipt was 2.2º C.

ICP

Samples BLG-SLAG1-071416 (240-67510-1), BLG-SLAG2-071416 (240-67510-2), BLG-SLAG3-071416 (240-67510-3), BLD-SLAG1-071416 (240-67510-4), BLD-SLAG2-071416 (240-67510-5) and BLD-SLAG3-071416 (240-67510-6) were analyzed for ICP in accordance with SW846 Method 6010C. The samples were leached on 07/27/2016, prepared on 07/28/2016 and analyzed on 08/01/2016.

Sodium was detected in method blank LB 240-240108/1-B at a level exceeding the reporting limit. If the associated sample reported a result above the MDL and/or RL, the result has been flagged.

Aluminum, Chromium, Manganese and Potassium were detected in method blank LB 240-240108/1-B at levels that were above the method detection limit but below the reporting limit. The values should be considered estimates, and have been flagged. If the associated sample reported a result above the MDL and/or RL, the result has been flagged.

The laboratory was unable to maintain system cleanliness for Sodium at the requested reporting limit due to leach procedures: BLG-SLAG1-071416 (240-67510-1), BLG-SLAG2-071416 (240-67510-2), BLG-SLAG3-071416 (240-67510-3), BLD-SLAG1-071416 (240-67510-4), BLD-SLAG2-071416 (240-67510-5), and BLD-SLAG3-071416 (240-67510-6). The SPLP Leachate process uses sodium in the buffer solution.

No additional analytical or quality issues were noted, other than those described above or in the Definitions/Glossary page.

TOTAL METALS (ICP)

Samples BLG-SLAG1-071416 (240-67510-1), BLG-SLAG2-071416 (240-67510-2), BLG-SLAG3-071416 (240-67510-3), BLD-SLAG1-071416 (240-67510-4), BLD-SLAG2-071416 (240-67510-5) and BLD-SLAG3-071416 (240-67510-6) were analyzed for total metals (ICP) in accordance with EPA SW-846 Method 6010C. The samples were prepared on 07/25/2016 and analyzed on 07/26/2016, 07/27/2016 and 07/28/2016.

Several analytes were detected in method blank MB 240-239664/1-A at levels that were above the method detection limit but below the reporting limit. The values should be considered estimates, and have been flagged. If the associated sample reported a result above the MDL and/or RL, the result has been flagged.

Manganese was detected in method blank MB 240-240211/2-A at a level that was above the method detection limit but below the reporting limit. The value should be considered an estimate, and has been flagged. If the associated sample reported a result above the MDL and/or RL, the result has been flagged.

Samples BLG-SLAG1-071416 (240-67510-1)[2X], BLG-SLAG2-071416 (240-67510-2)[2X], BLG-SLAG2-071416 (240-67510-2)[20X], BLD-SLAG1-071416 (240-67510-4)[2X], BLD-SLAG1-071416 (240-67510-4)[5X], BLD-SLAG2-071416 (240-67510-5)[2X], BLD-SLAG2-071416 (240-67510-5)[5X] and BLD-SLAG3-071416 (240-67510-6)[2X] required dilution prior to analysis due to the nature of the sample matrix. The reporting limits have been adjusted accordingly.

No additional analytical or quality issues were noted, other than those described above or in the Definitions/Glossary page.

SPLP MERCURY

Samples BLG-SLAG1-071416 (240-67510-1), BLG-SLAG2-071416 (240-67510-2), BLG-SLAG3-071416 (240-67510-3), BLD-SLAG1-071416 (240-67510-4), BLD-SLAG2-071416 (240-67510-5) and BLD-SLAG3-071416 (240-67510-6) were analyzed for SPLP mercury in accordance with EPA SW-846 Methods 1312E/7470A. The samples were leached on 07/27/2016, prepared on 07/28/2016 and analyzed on 07/29/2016.

No analytical or quality issues were noted, other than those described above or in the Definitions/Glossary page.

TOTAL MERCURY

Samples BLG-SLAG1-071416 (240-67510-1), BLG-SLAG2-071416 (240-67510-2), BLG-SLAG3-071416 (240-67510-3), BLD-SLAG1-071416 (240-67510-4), BLD-SLAG2-071416 (240-67510-5) and BLD-SLAG3-071416 (240-67510-6) were analyzed for total mercury in accordance with EPA SW-846 Method 7471A. The samples were prepared on 07/25/2016 and analyzed on 07/26/2016.

No analytical or quality issues were noted, other than those described above or in the Definitions/Glossary page.

PERCENT SOLIDS

Samples BLG-SLAG1-071416 (240-67510-1), BLG-SLAG2-071416 (240-67510-2), BLG-SLAG3-071416 (240-67510-3), BLD-SLAG1-071416 (240-67510-4), BLD-SLAG2-071416 (240-67510-5) and BLD-SLAG3-071416 (240-67510-6) were analyzed for percent solids in accordance with EPA Method 160.3 MOD. The samples were analyzed on 07/25/2016.

No analytical or quality issues were noted, other than those described above or in the Definitions/Glossary page.

Qualifiers

Metals

Qualifier	Qualifier Description
U	Indicates the analyte was analyzed for but not detected.
J	Result is less than the RL but greater than or equal to the MDL and the concentration is an approximate value.
B	Compound was found in the blank and sample.

Glossary

Abbreviation	These commonly used abbreviations may or may not be present in this report.
¤	Listed under the "D" column to designate that the result is reported on a dry weight basis
%R	Percent Recovery
CFL	Contains Free Liquid
CNF	Contains no Free Liquid
DER	Duplicate error ratio (normalized absolute difference)
Dil Fac	Dilution Factor
DL, RA, RE, IN	Indicates a Dilution, Re-analysis, Re-extraction, or additional Initial metals/anion analysis of the sample
DLC	Decision level concentration
MDA	Minimum detectable activity
EDL	Estimated Detection Limit
MDC	Minimum detectable concentration
MDL	Method Detection Limit
ML	Minimum Level (Dioxin)
NC	Not Calculated
ND	Not detected at the reporting limit (or MDL or EDL if shown)
PQL	Practical Quantitation Limit
QC	Quality Control
RER	Relative error ratio
RL	Reporting Limit or Requested Limit (Radiochemistry)
RPD	Relative Percent Difference, a measure of the relative difference between two points
TEF	Toxicity Equivalent Factor (Dioxin)
TEQ	Toxicity Equivalent Quotient (Dioxin)

Sample Summary

Client: Tetra Tech, Inc.
Project/Site: MRC Block G/D Slag Inv.

TestAmerica Job ID: 240-67510-1

Lab Sample ID	Client Sample ID	Matrix	Collected	Received
240-67510-1	BLG-SLAG1-071416	Solid	07/14/16 11:00	07/15/16 09:25
240-67510-2	BLG-SLAG2-071416	Solid	07/14/16 10:30	07/15/16 09:25
240-67510-3	BLG-SLAG3-071416	Solid	07/14/16 09:30	07/15/16 09:25
240-67510-4	BLD-SLAG1-071416	Solid	07/14/16 12:30	07/15/16 09:25
240-67510-5	BLD-SLAG2-071416	Solid	07/14/16 13:00	07/15/16 09:25
240-67510-6	BLD-SLAG3-071416	Solid	07/14/16 13:30	07/15/16 09:25

Method Summary

Client: Tetra Tech, Inc.
Project/Site: MRC Block G/D Slag Inv.

TestAmerica Job ID: 240-67510-1

Method	Method Description	Protocol	Laboratory
6010C	Metals (ICP)	SW846	TAL CAN
7470A	Mercury (CVAA)	SW846	TAL CAN
7471A	Mercury (CVAA)	SW846	TAL CAN
Moisture	Percent Moisture	EPA	TAL CAN

Protocol References:

EPA = US Environmental Protection Agency

SW846 = "Test Methods For Evaluating Solid Waste, Physical/Chemical Methods", Third Edition, November 1986 And Its Updates.

Laboratory References:

TAL CAN = TestAmerica Canton, 4101 Shuffel Street NW, North Canton, OH 44720, TEL (330)497-9396

COVER PAGE
METALS

Lab Name: TestAmerica Canton Job Number: 240-67510-1

SDG No.:

Project: MRC Block G/D Slag Inv.

Client Sample ID	Lab Sample ID
BLG-SLAG1-071416	240-67510-1
BLG-SLAG2-071416	240-67510-2
BLG-SLAG3-071416	240-67510-3
BLD-SLAG1-071416	240-67510-4
BLD-SLAG2-071416	240-67510-5
BLD-SLAG3-071416	240-67510-6

Comments:

9-IN
DETECTION LIMITS
METALS

Lab Name: TestAmerica Canton Job Number: 240-67510-1

SDG Number:

Matrix: Solid Instrument ID: I9

Method: 6010C MDL Date: 09/09/2014 14:47

Prep Method: 3050B

Analyte	Wavelength/ Mass	RL (mg/Kg)	MDL (mg/Kg)
Aluminum	308.215	20	5.8
Antimony	206.838	2	0.48
Arsenic	189.042	1.5	0.41
Barium	493.409	20	0.41
Beryllium	313.042	0.5	0.026
Cadmium	226.502	0.5	0.021
Calcium	317.933	500	23
Chromium	267.716	1	0.075
Cobalt	228.616	1	0.047
Copper	324.753	2.5	0.23
Iron	271.441	20	3.2
Lead	220.353	1	0.2
Magnesium	279.078	500	5.2
Manganese	257.610	1.5	0.084
Nickel	231.604	4	0.08
Potassium	766.491	500	6.2
Selenium	196.026	2	0.34
Silver	328.068	1	0.063
Sodium	330.232	500	19
Thallium	190.864	2	0.13
Vanadium	292.402	1	0.2
Zinc	213.856	5	0.56

9-IN
CALIBRATION BLANK DETECTION LIMITS
METALS

Lab Name: TestAmerica Canton Job Number: 240-67510-1

SDG Number:

Matrix: Solid Instrument ID: I9

Method: 6010C XMDL Date: 05/06/2016 13:50

Analyte	Wavelength/ Mass	XRL (ug/L)	XMDL (ug/L)
Aluminum	308.215	200	40
Antimony	206.838	20	3.1
Arsenic	189.042	15	3.3
Barium	493.409	200	2.4
Beryllium	313.042	5	0.21
Cadmium	226.502	5	0.29
Calcium	317.933	5000	710
Chromium	267.716	10	0.55
Cobalt	228.616	10	0.84
Copper	324.753	25	3.9
Iron	271.441	200	25
Lead	220.353	10	1.9
Magnesium	279.078	5000	230
Manganese	257.610	15	5.1
Nickel	231.604	40	1.6
Potassium	766.491	5000	70
Selenium	196.026	20	5.1
Silver	328.068	10	0.92
Sodium	330.232	5000	330
Thallium	190.864	20	2.1
Vanadium	292.402	10	4.4
Zinc	213.856	50	16

9-IN
DETECTION LIMITS
METALS - SPLP EAST

Lab Name: TestAmerica Canton Job Number: 240-67510-1

SDG Number:

Matrix: Solid Instrument ID: I9

Method: 6010C MDL Date: 05/09/2016 09:01

Prep Method: 3010A

Leach Method: 1312

Analyte	Wavelength/ Mass	RL (mg/L)	MDL (mg/L)
Aluminum	308.215	0.2	0.004
Antimony	206.838	0.3	0.0031
Arsenic	189.042	0.05	0.0033
Barium	493.409	0.5	0.0024
Beryllium	313.042	0.005	0.00021
Cadmium	226.502	0.05	0.00029
Calcium	317.933	5	0.71
Chromium	267.716	0.05	0.00055
Cobalt	228.616	0.05	0.00084
Copper	324.753	1	0.0039
Iron	271.441	0.2	0.025
Lead	220.353	0.05	0.0019
Magnesium	279.078	5	0.23
Manganese	257.610	0.015	0.0051
Nickel	231.604	0.04	0.0016
Potassium	766.491	5	0.07
Selenium	196.026	0.05	0.0051
Silver	328.068	0.05	0.00092
Sodium	330.232	5	0.33
Thallium	190.864	2	0.0021
Vanadium	292.402	0.05	0.0044
Zinc	213.856	1	0.016

9-IN
CALIBRATION BLANK DETECTION LIMITS
METALS - SPLP EAST

Lab Name: TestAmerica Canton Job Number: 240-67510-1

SDG Number:

Matrix: Solid Instrument ID: I9

Method: 6010C XMDL Date: 05/09/2016 09:02

Analyte	Wavelength/ Mass	XRL (ug/L)	XMDL (mg/L)
Aluminum	308.215	200	0.004
Antimony	206.838	10	0.0031
Arsenic	189.042	10	0.0033
Barium	493.409	200	0.0024
Beryllium	313.042	5	0.00021
Cadmium	226.502	2	0.00029
Calcium	317.933	5000	0.71
Chromium	267.716	5	0.00055
Cobalt	228.616	7	0.00084
Copper	324.753	25	0.0039
Iron	271.441	100	0.025
Lead	220.353	5	0.0019
Magnesium	279.078	5000	0.23
Manganese	257.610	15	0.0051
Nickel	231.604	40	0.0016
Potassium	766.491	5000	0.07
Selenium	196.026	15	0.0051
Silver	328.068	5	0.00092
Sodium	330.232	5000	0.33
Thallium	190.864	10	0.0021
Vanadium	292.402	10	0.0044
Zinc	213.856	50	0.016

9-IN
DETECTION LIMITS
METALS - SPLP EAST

Lab Name: TestAmerica Canton Job Number: 240-67510-1

SDG Number:

Matrix: Solid Instrument ID: H1

Method: 7470A MDL Date: 09/17/2014 14:10

Prep Method: 7470A

Leach Method: 1312

Analyte	Wavelength/ Mass	RL (mg/L)	MDL (mg/L)
Mercury	253.7	0.002	0.00009

9-IN
CALIBRATION BLANK DETECTION LIMITS
METALS - SPLP EAST

Lab Name: TestAmerica Canton Job Number: 240-67510-1

SDG Number:

Matrix: Solid Instrument ID: H1

Method: 7470A XMDL Date: 09/17/2014 14:11

Analyte	Wavelength/ Mass	XRL (ug/L)	XMDL (mg/L)
Mercury	253.7	2	0.00009

9-IN
DETECTION LIMITS
METALS

Lab Name: TestAmerica Canton Job Number: 240-67510-1

SDG Number:

Matrix: Solid Instrument ID: H1

Method: 7471A MDL Date: 09/17/2014 14:20

Prep Method: 7471A

Analyte	Wavelength/ Mass	RL (mg/Kg)	MDL (mg/Kg)
Mercury	253.7	0.1	0.014

9-IN
CALIBRATION BLANK DETECTION LIMITS
METALS

Lab Name: TestAmerica Canton Job Number: 240-67510-1

SDG Number:

Matrix: Solid Instrument ID: H1

Method: 7471A XMDL Date: 09/17/2014 14:15

Analyte	Wavelength/ Mass	XRL (ug/L)	XMDL (ug/L)
Mercury	253.7	0.6	0.09

10-IN
ICP-AES INTERELEMENT CORRECTION FACTORS
METALS

Lab Name: TestAmerica Canton Job Number: 240-67510-1

SDG No.:

ICP-AES Instrument ID: I9 Date: 02/23/2016

Analyte	Wave Length	Al	As	Ca	Co	Cr	Cu	Fe	Mn	Mo	Ni	Si	Ti	Tl	V
Aluminum										0.016774					0.022189
Antimony		-0.000066			0.000057			-0.000015							0.002792
Arsenic		0.00002			-0.000415	0.000782			-0.000355	0.002551					
Barium															
Beryllium															0.000029
Boron															
Cadmium			0.010288					-0.000004							
Calcium															
Chromium															
Cobalt													0.002140		
Copper				0.000018	0.000199			0.000009							
Iron															
Lead		-0.000108					0.000101	0.000044			0.000131	0.000064			
Lithium															
Magnesium															
Manganese															
Molybdenum															
Nickel					0.000518			0.000057							
Potassium															
Selenium		-0.000013							0.000338						
Silver															
Sodium															
Strontium															
Thallium		0.000012			0.003074			-0.000019	-0.002934						0.001707
Tin															
Titanium															
Vanadium								0.000038							
Zinc						-0.001092									

X-IN

11-IN
LINEAR RANGES
METALS

Lab Name: TestAmerica Canton Job No: 240-67510-1

SDG No.:

Instrument ID: I9 Date: 02/25/2016 13:19

Analyte	Integ. Time (Sec.)	Concentration (ug/L)	Method
Aluminum		500000	6010C
Silver		2000	6010C
Barium		20000	6010C
Beryllium		4000	6010C
Calcium		800000	6010C
Cadmium		2000	6010C
Cobalt		10000	6010C
Chromium		20000	6010C
Copper		30000	6010C
Iron		500000	6010C
Potassium		500000	6010C
Magnesium		500000	6010C
Manganese		15000	6010C
Sodium		500000	6010C
Nickel		30000	6010C
Antimony		10000	6010C
Vanadium		5000	6010C
Zinc		10000	6010C
Arsenic		5000	6010C
Lead		15000	6010C
Selenium		10000	6010C
Thallium		10000	6010C

11-IN
LINEAR RANGES
METALS

Lab Name: TestAmerica Canton Job No: 240-67510-1

SDG No.:

Instrument ID: H1 Date: 12/10/2013 15:54

Analyte	Integ. Time (Sec.)	Concentration (ppb)	Method
Mercury		10	7470A
Mercury		10	7471A

13-IN
ANALYSIS RUN LOG
METALS

Lab Name: TestAmerica Canton Job No.: 240-67510-1

SDG No.:

Instrument ID: I9 Analysis Method: 6010C

Start Date: 07/26/2016 09:07 End Date: 07/27/2016 01:20

Lab Sample Id	D/F	Type	Time	Analytes																												
				Ag	Al	As	Ba	Be	Ca	Cd	Co	Cr	Cu	Fe	K	Mg	Mn	Na	Ni	Pb	Sb	Se	Tl	V	Zn							
ICIS 240-239862/1	1		09:07	X	X	X	X	X	X	X	X	X	X	X	X	X	X	X	X	X	X	X	X	X	X							
CALSTD 240-239862/2 IC			09:11	X	X	X	X	X	X	X	X	X	X	X	X	X	X	X	X	X	X	X	X	X	X							
CALSTD 240-239862/3 IC			09:15	X	X	X	X	X	X	X	X	X	X	X	X	X	X	X	X	X	X	X	X	X	X							
ICV 240-239862/4	1		09:19	X	X	X	X	X	X	X	X	X	X	X	X	X	X	X	X	X	X	X	X	X	X							
ICB 240-239862/5	1		09:23	X	X	X	X	X	X	X	X	X	X	X	X	X	X	X	X	X	X	X	X	X	X							
CRI 240-239862/6			09:27																													
ZZZZZZ			09:31																													
ICSA 240-239862/8	1		09:35	X	X	X	X	X	X	X	X	X	X	X	X	X	X	X	X	X	X	X	X	X	X							
ICSAB 240-239862/9	1		09:39	X	X	X	X	X	X	X	X	X	X	X	X	X	X	X	X	X	X	X	X	X	X							
CCV 240-239862/10			09:43																													
CCB 240-239862/11			09:47																													
ZZZZZZ			09:51																													
ZZZZZZ			09:55																													
ZZZZZZ			10:00																													
ZZZZZZ			10:04																													
ZZZZZZ			10:08																													
ZZZZZZ			10:12																													
CCV 240-239862/18			10:21																													
CCB 240-239862/19			10:25																													
CRI 240-239862/20	1		10:29	X	X	X	X	X	X	X	X	X	X	X	X	X	X	X	X	X	X	X	X	X	X							
ZZZZZZ			10:33																													
ZZZZZZ			10:38																													
ZZZZZZ			10:41																													
ZZZZZZ			10:46																													
CCV 240-239862/25			10:50																													
CCB 240-239862/26			10:54																													
ZZZZZZ			10:58																													
CCV 240-239862/28			11:02																													
CCB 240-239862/29			11:06																													
ZZZZZZ			11:10																													
ZZZZZZ			11:14																													
ZZZZZZ			11:18																													
ZZZZZZ			11:22																													
ZZZZZZ			11:26																													
ZZZZZZ			11:30																													
ZZZZZZ			11:34																													
ZZZZZZ			11:38																													
ZZZZZZ			11:42																													
ZZZZZZ			11:46																													
CCV 240-239862/40			11:51																													
CCB 240-239862/41			11:55																													
ZZZZZZ			11:59																													

FORM XIII-IN

13-IN
ANALYSIS RUN LOG
METALS

Lab Name: TestAmerica Canton Job No.: 240-67510-1

SDG No.:

Instrument ID: I9 Analysis Method: 6010C

Start Date: 07/26/2016 09:07 End Date: 07/27/2016 01:20

Lab Sample Id	D/F	Type	Time	Analytes																											
				Ag	Al	As	Ba	Be	Ca	Cd	Co	Cr	Cu	Fe	K	Mg	Mn	Na	Ni	Pb	Sb	Se	Tl	V	Zn						
ZZZZZZ			12:03																												
ZZZZZZ			12:07																												
ZZZZZZ			12:11																												
ZZZZZZ			12:16																												
ZZZZZZ			12:20																												
ZZZZZZ			12:24																												
CRI 240-239862/49			12:28																												
ZZZZZZ			12:32																												
ZZZZZZ			12:37																												
CCV 240-239862/52			12:41																												
CCB 240-239862/53			12:45																												
ZZZZZZ			12:49																												
ZZZZZZ			12:53																												
ZZZZZZ			12:58																												
ZZZZZZ			13:02																												
CCV 240-239862/58			13:06																												
CCB 240-239862/59			13:10																												
ZZZZZZ			14:06																												
ZZZZZZ			14:10																												
ZZZZZZ			14:15																												
ZZZZZZ			14:19																												
ZZZZZZ			14:23																												
ZZZZZZ			14:27																												
ZZZZZZ			14:31																												
ZZZZZZ			14:35																												
ZZZZZZ			14:40																												
ZZZZZZ			14:44																												
CCV 240-239862/70	1		14:48	X	X	X	X	X	X	X	X	X	X	X	X	X	X	X	X	X	X	X	X	X	X	X					
CCB 240-239862/71	1		14:52	X	X	X	X	X	X	X	X	X	X	X	X	X	X	X	X	X	X	X	X	X	X	X					
ZZZZZZ			14:56																												
MB 240-239664/1-A	1	T	15:00	X	X	X	X	X	X	X	X	X	X	X	X	X	X	X	X	X	X	X	X	X	X	X					
LCS 240-239664/2-A	1	T	15:04	X	X	X	X	X	X	X	X	X	X	X	X	X	X	X	X	X	X	X	X	X	X	X					
ZZZZZZ			15:08																												
ZZZZZZ			15:13																												
ZZZZZZ			15:17																												
ZZZZZZ			15:21																												
ZZZZZZ			15:25																												
240-67510-1	1	T	15:29	X	X		X	X		X	X	X		X	X	X		X	X	X	X			X	X						
240-67510-2	1	T	15:34	X	X		X	X		X	X	X		X	X	X		X	X	X	X			X	X						
CCV 240-239862/82	1		15:38	X	X	X	X	X	X	X	X	X	X	X	X	X	X	X	X	X	X	X	X	X	X						
CCB 240-239862/83	1		15:42	X	X	X	X	X	X	X	X	X	X	X	X	X	X	X	X	X	X	X	X	X	X						
240-67510-3	1	T	15:46	X	X	X	X	X	X	X	X	X	X	X	X	X	X	X	X	X	X	X	X	X	X						

FORM XIII-IN

13-IN
ANALYSIS RUN LOG
METALS

Lab Name: TestAmerica Canton Job No.: 240-67510-1

SDG No.:

Instrument ID: I9 Analysis Method: 6010C

Start Date: 07/26/2016 09:07 End Date: 07/27/2016 01:20

Lab Sample Id	D/F	Type	Time	Analytes																											
				Ag	Al	As	Ba	Be	Ca	Cd	Co	Cr	Cu	Fe	K	Mg	Mn	Na	Ni	Pb	Sb	Se	Tl	V	Zn						
240-67510-4	1	T	15:50	X	X		X	X		X	X	X		X	X	X		X	X	X	X			X	X						
240-67510-5	1	T	15:54	X	X		X	X		X	X	X		X	X			X	X	X	X			X	X						
240-67510-6	1	T	15:59	X	X	X	X	X		X	X	X		X	X	X	X	X	X	X	X	X	X	X	X						
CRI 240-239862/88	1		16:03	X	X	X	X	X	X	X	X	X	X	X	X	X	X	X	X	X	X	X	X	X	X						
ZZZZZZ			16:07																												
ZZZZZZ			16:11																												
ZZZZZZ			16:16																												
ZZZZZZ			16:20																												
ZZZZZZ			16:24																												
CCV 240-239862/94	1		16:28	X	X	X	X	X	X	X	X	X	X	X	X	X	X	X	X	X	X	X	X	X	X						
CCB 240-239862/95	1		16:32	X	X	X	X	X	X	X	X	X	X	X	X	X	X	X	X	X	X	X	X	X	X						
ZZZZZZ			16:37																												
ZZZZZZ			16:41																												
ZZZZZZ			16:45																												
ZZZZZZ			16:49																												
ZZZZZZ			16:53																												
ZZZZZZ			16:58																												
ZZZZZZ			17:02																												
ZZZZZZ			17:06																												
ZZZZZZ			17:10																												
ZZZZZZ			17:14																												
CCV 240-239862/106			17:18																												
CCB 240-239862/107			17:22																												
ZZZZZZ			17:26																												
ZZZZZZ			17:30																												
ZZZZZZ			17:34																												
ZZZZZZ			17:38																												
ZZZZZZ			17:43																												
ZZZZZZ			17:47																												
ZZZZZZ			17:51																												
ZZZZZZ			17:55																												
ZZZZZZ			18:00																												
ZZZZZZ			18:04																												
CCV 240-239862/118			18:08																												
CCB 240-239862/119			18:12																												
ZZZZZZ			18:16																												
ZZZZZZ			18:20																												
ZZZZZZ			18:25																												
ZZZZZZ			18:29																												
ZZZZZZ			18:33																												
ZZZZZZ			18:37																												
ZZZZZZ			18:41																												

FORM XIII-IN

13-IN
ANALYSIS RUN LOG
METALS

Lab Name: TestAmerica Canton Job No.: 240-67510-1

SDG No.:

Instrument ID: I9 Analysis Method: 6010C

Start Date: 07/26/2016 09:07 End Date: 07/27/2016 01:20

Lab Sample Id	D/F	Type	Time	Analytes																											
				Ag	Al	As	Ba	Be	Ca	Cd	Co	Cr	Cu	Fe	K	Mg	Mn	Na	Ni	Pb	Sb	Se	Tl	V	Zn				
ZZZZZZ			18:45																												
ZZZZZZ			18:49																												
ZZZZZZ			18:53																												
CCV 240-239862/130			18:58																												
CCB 240-239862/131			19:01																												
ZZZZZZ			19:06																												
ZZZZZZ			19:09																												
ZZZZZZ			19:13																												
ZZZZZZ			19:18																												
ZZZZZZ			19:21																												
ZZZZZZ			19:25																												
ZZZZZZ			19:29																												
ZZZZZZ			19:33																												
ZZZZZZ			19:37																												
ZZZZZZ			19:41																												
CCV 240-239862/142			19:46																												
CCB 240-239862/143			19:50																												
ZZZZZZ			19:54																												
ZZZZZZ			19:58																												
ZZZZZZ			20:02																												
ZZZZZZ			20:06																												
ZZZZZZ			20:10																												
ZZZZZZ			20:14																												
ZZZZZZ			20:18																												
ZZZZZZ			20:22																												
ZZZZZZ			20:26																												
ZZZZZZ			20:30																												
CCV 240-239862/154			20:34																												
CCB 240-239862/155			20:38																												
ZZZZZZ			20:42																												
ZZZZZZ			20:46																												
ZZZZZZ			20:50																												
ZZZZZZ			20:55																												
ZZZZZZ			20:59																												
ZZZZZZ			21:03																												
ZZZZZZ			21:07																												
ZZZZZZ			21:11																												
ZZZZZZ			21:14																												
ZZZZZZ			21:18																												
CCV 240-239862/166			21:23																												
CCB 240-239862/167			21:26																												
ZZZZZZ			21:31																												

FORM XIII-IN

13-IN
ANALYSIS RUN LOG
METALS

Lab Name: TestAmerica Canton Job No.: 240-67510-1

SDG No.:

Instrument ID: I9 Analysis Method: 6010C

Start Date: 07/26/2016 09:07 End Date: 07/27/2016 01:20

Lab Sample Id	D/F	Type	Time	Analytes																											
				Ag	Al	As	Ba	Be	Ca	Cd	Co	Cr	Cu	Fe	K	Mg	Mn	Na	Ni	Pb	Sb	Se	Tl	V	Zn				
ZZZZZZ			21:35																												
ZZZZZZ			21:39																												
ZZZZZZ			21:43																												
ZZZZZZ			21:47																												
ZZZZZZ			21:51																												
ZZZZZZ			21:55																												
ZZZZZZ			22:00																												
ZZZZZZ			22:04																												
ZZZZZZ			22:08																												
CCV 240-239862/178			22:12																												
CCB 240-239862/179			22:16																												
ZZZZZZ			22:20																												
ZZZZZZ			22:24																												
ZZZZZZ			22:28																												
ZZZZZZ			22:32																												
ZZZZZZ			22:37																												
ZZZZZZ			22:40																												
ZZZZZZ			22:44																												
ZZZZZZ			22:48																												
ZZZZZZ			22:52																												
ZZZZZZ			22:56																												
CCV 240-239862/190			23:00																												
CCB 240-239862/191			23:04																												
ZZZZZZ			23:08																												
ZZZZZZ			23:13																												
ZZZZZZ			23:17																												
ZZZZZZ			23:21																												
ZZZZZZ			23:25																												
ZZZZZZ			23:29																												
ZZZZZZ			23:33																												
ZZZZZZ			23:37																												
ZZZZZZ			23:41																												
ZZZZZZ			23:45																												
CCV 240-239862/202			23:49																												
CCB 240-239862/203			23:53																												
ZZZZZZ			23:57																												
ZZZZZZ			00:02																												
ZZZZZZ			00:05																												
ZZZZZZ			00:09																												
ZZZZZZ			00:14																												
ZZZZZZ			00:17																												
ZZZZZZ			00:21																												

FORM XIII-IN

13-IN
ANALYSIS RUN LOG
METALS

Lab Name: TestAmerica Canton Job No.: 240-67510-1

SDG No.:

Instrument ID: I9 Analysis Method: 6010C

Start Date: 07/26/2016 09:07 End Date: 07/27/2016 01:20

Lab Sample Id	D/F	Type	Time	Analytes																											
				Ag	Al	As	Ba	Be	Ca	Cd	Co	Cr	Cu	Fe	K	Mg	Mn	Na	Ni	Pb	Sb	Se	Tl	V	Zn				
ZZZZZZ			00:25																												
ZZZZZZ			00:29																												
ZZZZZZ			00:34																												
CCV 240-239862/214			00:38																												
CCB 240-239862/215			00:42																												
ZZZZZZ			00:46																												
ZZZZZZ			00:50																												
ZZZZZZ			00:54																												
ZZZZZZ			00:58																												
ZZZZZZ			01:03																												
ZZZZZZ			01:07																												
ZZZZZZ			01:12																												
CCV 240-239862/223			01:16																												
CCB 240-239862/224			01:20																												

Prep Types:
T = Total/NA

FORM XIII-IN

2A-IN
CALIBRATION VERIFICATIONS
METALS

Lab Name: TestAmerica Canton Job No.: 240-67510-1

SDG No.:

ICV Source: MT6500ICV_00032 Concentration Units: ug/L

CCV Source: MTICPCCV_00075

Analyte	ICV 240-239862/4 07/26/2016 09:19				CCV 240-239862/70 07/26/2016 14:48				CCV 240-239862/82 07/26/2016 15:38			
	Found	C	True	%R	Found	C	True	%R	Found	C	True	%R
Aluminum	12400		12500	99	24100		25000	96	24000		25000	96
Antimony	382		375	102	524		500	105	522		500	104
Arsenic	384		375	102	502		500	100	499		500	100
Barium	1470		1500	98	1990		2000	100	2000		2000	100
Beryllium	1490		1500	100	2060		2000	103	2070		2000	103
Cadmium	381		375	102	509		500	102	511		500	102
Calcium	25000		25000	100	51000		50000	102	51400		50000	103
Chromium	1450		1500	97	1900		2000	95	1890		2000	94
Cobalt	1460		1500	97	1980		2000	99	1970		2000	98
Copper	1460		1500	98	1980		2000	99	1980		2000	99
Iron	12600		12500	101	23900		25000	96	23900		25000	96
Lead	374		375	100	479		500	96	477		500	95
Magnesium	24600		25000	99	47500		50000	95	47600		50000	95
Manganese	1500		1500	100	1860		2000	93	1850		2000	92
Nickel	1500		1500	100	2000		2000	100	1990		2000	100
Potassium	24500		25000	98	50000		50000	100	50000		50000	100
Selenium	388		375	103	516		500	103	510		500	102
Silver	752		750	100	1020		1000	102	1030		1000	103
Sodium	24900		25000	100	50900		50000	102	51300		50000	103
Thallium	750		750	100	988		1000	99	982		1000	98
Vanadium	1530		1500	102	1970		2000	98	1970		2000	98
Zinc	1530		1500	102	2030		2000	101	2020		2000	101

Note! Calculations are performed before rounding to avoid round-off errors in calculated results.
Italicized analytes were not requested for this sequence.

2A-IN
CALIBRATION VERIFICATIONS
METALS

Lab Name: TestAmerica Canton Job No.: 240-67510-1

SDG No.:

ICV Source: MT6500ICV_00032 Concentration Units: ug/L

CCV Source: MTICPCCV_00075

Analyte	CCV 240-239862/94 07/26/2016 16:28											
	Found	C	True	%R	Found	C	True	%R	Found	C	True	%R
Aluminum	24000		25000	96								
Antimony	520		500	104								
Arsenic	495		500	99								
Barium	2000		2000	100								
Beryllium	2090		2000	104								
Cadmium	512		500	102								
Calcium	52000		50000	104								
Chromium	1890		2000	94								
Cobalt	1960		2000	98								
Copper	1990		2000	99								
Iron	23800		25000	95								
Lead	472		500	94								
Magnesium	47700		50000	95								
Manganese	1820		2000	91								
Nickel	1990		2000	100								
Potassium	50400		50000	101								
Selenium	509		500	102								
Silver	1030		1000	103								
Sodium	52000		50000	104								
Thallium	978		1000	98								
Vanadium	1970		2000	99								
Zinc	2020		2000	101								

Note! Calculations are performed before rounding to avoid round-off errors in calculated results.
Italicized analytes were not requested for this sequence.

2B-IN
CRQL CHECK STANDARD
METALS

Lab Name: TestAmerica Canton Job No.: 240-67510-1

SDG No.:

Method: 6010C Instrument ID: I9

Lab Sample ID: CRI 240-239862/20 Concentration Units: ug/L

CRQL Check Standard Source: MTTRCRIC_00037

Analyte	CRQL Check Standard				
	True	Found	Qualifiers	%R(1)	Limits
Aluminum	200	199	J	100	70-130
Silver	10.0	10.5		105	70-130
Barium	200	197	J	98	70-130
Beryllium	5.00	4.96	J	99	70-130
Calcium	5000	5160		103	70-130
Cadmium	5.00	5.18		104	70-130
Cobalt	10.0	9.56	J	96	70-130
Chromium	10.0	10.1		101	70-130
Copper	20.0	19.8	J	99	70-130
Iron	200	207		104	70-130
Potassium	5000	4910	J	98	70-130
Magnesium	5000	5080		102	70-130
Manganese	15.0	15.2		102	70-130
Sodium	5000	5010		100	70-130
Nickel	40.0	39.7	J	99	70-130
Antimony	20.0	21.0		105	70-130
Vanadium	10.0	9.34	J	93	70-130
Zinc	50.0	48.0	J	96	70-130
Arsenic	15.0	16.3		109	70-130
Lead	10.0	11.6		116	70-130
Selenium	20.0	19.8	J	99	70-130
Thallium	20.0	19.8	J	99	70-130

Lab Sample ID: CRI 240-239862/88 Concentration Units: ug/L

CRQL Check Standard Source: MTTRCRIC_00037

Analyte	CRQL Check Standard				
	True	Found	Qualifiers	%R(1)	Limits
Aluminum	200	229		114	70-130
Silver	10.0	10.4		104	70-130
Barium	200	200		100	70-130
Beryllium	5.00	5.09		102	70-130
Calcium	5000	5270		105	70-130
Cadmium	5.00	5.12		102	70-130
Cobalt	10.0	9.27	J	93	70-130
Chromium	10.0	9.93	J	99	70-130

Note! Calculations are performed before rounding to avoid round-off errors in calculated results.

FORM IIB-IN

2B-IN
CRQL CHECK STANDARD
METALS

Lab Name: TestAmerica Canton Job No.: 240-67510-1

SDG No.:

Method: 6010C Instrument ID: I9

Lab Sample ID: CRI 240-239862/88 Concentration Units: ug/L

CRQL Check Standard Source: MTTRCRIC_00037

Analyte	CRQL Check Standard				
	True	Found	Qualifiers	%R(1)	Limits
Copper	20.0	21.4	J	107	70-130
Iron	200	200		100	70-130
Potassium	5000	4970	J	99	70-130
Magnesium	5000	4980	J	100	70-130
Manganese	15.0	16.1		108	70-130
Sodium	5000	5280		106	70-130
Nickel	40.0	39.1	J	98	70-130
Antimony	20.0	20.2		101	70-130
Vanadium	10.0	11.8		118	70-130
Zinc	50.0	47.2	J	94	70-130
Arsenic	15.0	15.0		100	70-130
Lead	10.0	9.79	J	98	70-130
Selenium	20.0	20.5		103	70-130
Thallium	20.0	19.3	J	96	70-130

Lab Sample ID: CRI 240-240048/20 Concentration Units: ug/L

CRQL Check Standard Source: MTTRCRIC_00037

Analyte	CRQL Check Standard				
	True	Found	Qualifiers	%R(1)	Limits
Aluminum	200	207		104	70-130
Silver	10.0	9.54	J	95	70-130
Barium	200	196	J	98	70-130
Beryllium	5.00	5.02		100	70-130
Calcium	5000	5110		102	70-130
Cadmium	5.00	4.99	J	100	70-130
Cobalt	10.0	9.81	J	98	70-130
Chromium	10.0	10.2		102	70-130
Copper	20.0	20.3	J	101	70-130
Iron	200	207		103	70-130
Potassium	5000	4850	J	97	70-130
Magnesium	5000	5110		102	70-130
Manganese	15.0	15.4		102	70-130
Sodium	5000	4930	J	99	70-130
Nickel	40.0	39.3	J	98	70-130
Antimony	20.0	20.8		104	70-130

Note! Calculations are performed before rounding to avoid round-off errors in calculated results.

FORM IIB-IN

2B-IN
CRQL CHECK STANDARD
METALS

Lab Name: TestAmerica Canton Job No.: 240-67510-1

SDG No.:

Method: 6010C Instrument ID: I9

Lab Sample ID: CRI 240-240048/20 Concentration Units: ug/L

CRQL Check Standard Source: MTTRCRIC_00037

Analyte	CRQL Check Standard				
	True	Found	Qualifiers	%R(1)	Limits
Vanadium	10.0	11.2		112	70-130
Zinc	50.0	48.9	J	98	70-130
Arsenic	15.0	15.1		101	70-130
Lead	10.0	10.3		103	70-130
Selenium	20.0	19.3	J	97	70-130
Thallium	20.0	19.9	J	99	70-130

Lab Sample ID: CRI 240-240048/78 Concentration Units: ug/L

CRQL Check Standard Source: MTTRCRIC_00037

Analyte	CRQL Check Standard				
	True	Found	Qualifiers	%R(1)	Limits
Aluminum	200	195	J	98	70-130
Silver	10.0	9.51	J	95	70-130
Barium	200	195	J	98	70-130
Beryllium	5.00	5.06		101	70-130
Calcium	5000	5000		100	70-130
Cadmium	5.00	4.97	J	99	70-130
Cobalt	10.0	10.2		102	70-130
Chromium	10.0	10.2		102	70-130
Copper	20.0	22.4	J	112	70-130
Iron	200	208		104	70-130
Potassium	5000	4810	J	96	70-130
Magnesium	5000	5200		104	70-130
Manganese	15.0	16.2		108	70-130
Sodium	5000	5020		100	70-130
Nickel	40.0	41.5		104	70-130
Antimony	20.0	17.9	J	90	70-130
Vanadium	10.0	9.70	J	97	70-130
Zinc	50.0	51.3		103	70-130
Arsenic	15.0	15.5		103	70-130
Lead	10.0	10.8		108	70-130
Selenium	20.0	19.1	J	95	70-130
Thallium	20.0	21.4		107	70-130

Note! Calculations are performed before rounding to avoid round-off errors in calculated results.

FORM IIB-IN

2B-IN
CRQL CHECK STANDARD
METALS

Lab Name: TestAmerica Canton Job No.: 240-67510-1

SDG No.:

Method: 6010C Instrument ID: I9

Lab Sample ID: CRI 240-240257/20 Concentration Units: ug/L

CRQL Check Standard Source: MTTRCRIC_00037

Analyte	CRQL Check Standard				
	True	Found	Qualifiers	%R(1)	Limits
Aluminum	200	205		103	70-130
Silver	10.0	9.80	J	98	70-130
Barium	200	196	J	98	70-130
Beryllium	5.00	5.05		101	70-130
Calcium	5000	5110		102	70-130
Cadmium	5.00	4.89	J	98	70-130
Cobalt	10.0	9.65	J	96	70-130
Chromium	10.0	10.5		105	70-130
Copper	20.0	19.4	J	97	70-130
Iron	200	213		106	70-130
Potassium	5000	4950	J	99	70-130
Magnesium	5000	5170		103	70-130
Manganese	15.0	13.2	J	88	70-130
Sodium	5000	4970	J	99	70-130
Nickel	40.0	39.6	J	99	70-130
Antimony	20.0	19.4	J	97	70-130
Vanadium	10.0	9.37	J	94	70-130
Zinc	50.0	44.9	J	90	70-130
Arsenic	15.0	15.9		106	70-130
Lead	10.0	9.32	J	93	70-130
Selenium	20.0	19.8	J	99	70-130
Thallium	20.0	20.3		102	70-130

Lab Sample ID: CRI 240-240257/94 Concentration Units: ug/L

CRQL Check Standard Source: MTTRCRIC_00037

Analyte	CRQL Check Standard				
	True	Found	Qualifiers	%R(1)	Limits
Aluminum	200	201		101	70-130
Silver	10.0	9.92	J	99	70-130
Barium	200	195	J	97	70-130
Beryllium	5.00	5.06		101	70-130
Calcium	5000	5100		102	70-130
Cadmium	5.00	4.90	J	98	70-130
Cobalt	10.0	9.68	J	97	70-130
Chromium	10.0	10.4		104	70-130

Note! Calculations are performed before rounding to avoid round-off errors in calculated results.

FORM IIB-IN

2B-IN
CRQL CHECK STANDARD
METALS

Lab Name: TestAmerica Canton Job No.: 240-67510-1

SDG No.:

Method: 6010C Instrument ID: I9

Lab Sample ID: CRI 240-240257/94 Concentration Units: ug/L

CRQL Check Standard Source: MTTRCRIC_00037

Analyte	CRQL Check Standard				
	True	Found	Qualifiers	%R(1)	Limits
Copper	20.0	19.0	J	95	70-130
Iron	200	212		106	70-130
Potassium	5000	4970	J	99	70-130
Magnesium	5000	5180		104	70-130
Manganese	15.0	13.1	J	87	70-130
Sodium	5000	5000		100	70-130
Nickel	40.0	38.9	J	97	70-130
Antimony	20.0	20.7		104	70-130
Vanadium	10.0	10.2		102	70-130
Zinc	50.0	44.8	J	90	70-130
Arsenic	15.0	15.5		103	70-130
Lead	10.0	9.90	J	99	70-130
Selenium	20.0	21.6		108	70-130
Thallium	20.0	18.5	J	93	70-130

Lab Sample ID: CRI 240-240700/20 Concentration Units: ug/L

CRQL Check Standard Source: MTTRCRIC_00038

Analyte	CRQL Check Standard				
	True	Found	Qualifiers	%R(1)	Limits
Aluminum	200	205		103	70-130
Silver	10.0	10.3		103	70-130
Barium	200	196	J	98	70-130
Beryllium	5.00	4.96	J	99	70-130
Calcium	5000	5160		103	70-130
Cadmium	5.00	5.19		104	70-130
Cobalt	10.0	9.40		94	70-130
Chromium	10.0	10.1		101	70-130
Copper	20.0	20.1	J	100	70-130
Iron	200	209		104	70-130
Potassium	5000	4910	J	98	70-130
Magnesium	5000	5120		102	70-130
Manganese	15.0	15.5		103	70-130
Sodium	5000	5020		100	70-130
Nickel	40.0	39.3	J	98	70-130
Antimony	20.0	19.0		95	70-130

Note! Calculations are performed before rounding to avoid round-off errors in calculated results.

FORM IIB-IN

2B-IN
CRQL CHECK STANDARD
METALS

Lab Name: TestAmerica Canton Job No.: 240-67510-1

SDG No.:

Method: 6010C Instrument ID: I9

Lab Sample ID: CRI 240-240700/20 Concentration Units: ug/L

CRQL Check Standard Source: MTTRCRIC_00038

Analyte	CRQL Check Standard				
	True	Found	Qualifiers	%R(1)	Limits
Vanadium	10.0	11.3		113	70-130
Zinc	50.0	50.2		100	70-130
Arsenic	15.0	15.0		100	70-130
Lead	10.0	10.1		101	70-130
Selenium	20.0	17.9		90	70-130
Thallium	20.0	19.7		98	70-130

Lab Sample ID: CRI 240-240700/115 Concentration Units: ug/L

CRQL Check Standard Source: MTTRCRIC_00038

Analyte	CRQL Check Standard				
	True	Found	Qualifiers	%R(1)	Limits
Aluminum	200	216		108	70-130
Silver	10.0	10.3		103	70-130
Barium	200	197	J	98	70-130
Beryllium	5.00	5.10		102	70-130
Calcium	5000	5220		104	70-130
Cadmium	5.00	5.13		103	70-130
Cobalt	10.0	9.36		94	70-130
Chromium	10.0	10.4		104	70-130
Copper	20.0	20.8	J	104	70-130
Iron	200	211		105	70-130
Potassium	5000	4970	J	99	70-130
Magnesium	5000	5170		103	70-130
Manganese	15.0	15.5		103	70-130
Sodium	5000	5080		102	70-130
Nickel	40.0	39.4	J	99	70-130
Antimony	20.0	21.2		106	70-130
Vanadium	10.0	10.6		106	70-130
Zinc	50.0	50.8		102	70-130
Arsenic	15.0	15.5		103	70-130
Lead	10.0	10.1		101	70-130
Selenium	20.0	17.2		86	70-130
Thallium	20.0	19.7		99	70-130

Note! Calculations are performed before rounding to avoid round-off errors in calculated results.

FORM IIB-IN

3-IN
INSTRUMENT BLANKS
METALS

Lab Name: TestAmerica Canton Job No.: 240-67510-1

SDG No.:

Concentration Units: ug/L

Analyte	RL	ICB 240-239862/5 07/26/2016 09:23		CCB 240-239862/71 07/26/2016 14:52		CCB 240-239862/83 07/26/2016 15:42		CCB 240-239862/95 07/26/2016 16:32	
		Found	C	Found	C	Found	C	Found	C
Aluminum	200	40	U	40	U	40	U	40	U
Antimony	20	3.1	U	3.1	U	3.1	U	3.1	U
Arsenic	15	3.3	U	3.3	U	3.3	U	3.3	U
Barium	200	2.4	U	2.4	U	2.4	U	2.4	U
Beryllium	5.0	0.21	U	0.21	U	0.21	U	0.21	U
Cadmium	5.0	0.29	U	0.29	U	0.29	U	0.29	U
Calcium	5000	710	U	710	U	710	U	710	U
Chromium	10	0.55	U	0.55	U	0.55	U	0.55	U
Cobalt	10	0.84	U	0.84	U	0.84	U	0.84	U
Copper	25	3.9	U	3.9	U	3.9	U	3.9	U
Iron	200	25	U	25	U	25	U	25	U
Lead	10	1.9	U	1.9	U	1.9	U	1.9	U
Magnesium	5000	230	U	230	U	230	U	230	U
Manganese	15	5.1	U	5.1	U	5.1	U	5.1	U
Nickel	40	1.6	U	1.6	U	1.6	U	1.6	U
Potassium	5000	70	U	70	U	70	U	70	U
Selenium	20	5.1	U	5.1	U	5.1	U	5.1	U
Silver	10	0.92	U	0.92	U	0.92	U	0.92	U
Sodium	5000	330	U	330	U	330	U	330	U
Thallium	20	2.1	U	2.1	U	2.1	U	2.1	U
Vanadium	10	4.4	U	4.4	U	4.4	U	4.4	U
Zinc	50	16	U	16	U	16	U	16	U

Italicized analytes were not requested for this sequence.

4A-IN
INTERFERENCE CHECK STANDARD
METALS

Lab Name: TestAmerica Canton Job No.: 240-67510-1

SDG No.:

Lab Sample ID: ICSA 240-239862/8 Instrument ID: I9

Lab File ID: I9072616A.asc ICS Source: MTTRICSAW_00031

Concentration Units: ug/L

Analyte	True Solution A	Found Solution A	Percent Recovery
Aluminum	**500000**	**501180**	**100**
Antimony		**-0.664**	
Arsenic		**-0.0724**	
Barium		**-0.165**	
Beryllium		**-0.121**	
Cadmium		**0.393**	
Calcium	**500000**	**468540**	**94**
Chromium		**3.11**	
Cobalt		**-0.775**	
Copper		**0.645**	
Iron	**200000**	**185360**	**93**
Lead		**4.24**	
Magnesium	**500000**	**481310**	**96**
Manganese		**1.67**	
Nickel		**7.78**	
Potassium		**35.5**	
Selenium		**-1.52**	
Silver		**-1.28**	
Sodium		**112**	
Thallium		**3.05**	
Vanadium		**-1.53**	
Zinc		**5.66**	
Boron		*-10.5*	
Lithium		*7.58*	
Molybdenum		*-2.39*	
Silicon		*8.14*	
Strontium		*7.36*	
Tin		*4.02*	
Titanium		*-1.55*	

Calculations are performed before rounding to avoid round-off errors in calculated results.

FORM IVA-IN

4A-IN
INTERFERENCE CHECK STANDARD
METALS

Lab Name: TestAmerica Canton Job No.: 240-67510-1

SDG No.:

Lab Sample ID: ICSAB 240-239862/9 Instrument ID: I9

Lab File ID: I9072616A.asc ICS Source: MTICPICSABW_00011

Concentration Units: ug/L

Analyte	True Solution AB	Found Solution AB	Percent Recovery
Aluminum	**500000**	**498510**	**100**
Antimony	**1000**	**1026**	**103**
Arsenic	**1000**	**1023**	**102**
Barium	**500**	**494**	**99**
Beryllium	**500**	**488**	**98**
Cadmium	**1000**	**1033**	**103**
Calcium	**500000**	**475990**	**95**
Chromium	**500**	**477**	**95**
Cobalt	**500**	**493**	**99**
Copper	**500**	**517**	**103**
Iron	**200000**	**188650**	**94**
Lead	**1000**	**911**	**91**
Magnesium	**500000**	**483880**	**97**
Manganese	**500**	**488**	**98**
Nickel	**1000**	**949**	**95**
Potassium	**10000**	**10363**	**104**
Selenium	**1000**	**1015**	**101**
Silver	**1000**	**1085**	**108**
Sodium	**10000**	**10533**	**105**
Thallium	**1000**	**953**	**95**
Vanadium	**500**	**486**	**97**
Zinc	**1000**	**1007**	**101**
Boron	*500*	*497*	*99*
Lithium	*500*	*550*	*110*
Molybdenum	*1000*	*983*	*98*
Silicon	*10000*	*9931*	*99*
Strontium	*1500*	*1465*	*98*
Tin	*500*	*509*	*102*
Titanium	*500*	*501*	*100*

Calculations are performed before rounding to avoid round-off errors in calculated results.

FORM IVA-IN

13-IN
ANALYSIS RUN LOG
METALS

Lab Name: TestAmerica Canton Job No.: 240-67510-1

SDG No.:

Instrument ID: I9 Analysis Method: 6010C

Start Date: 07/27/2016 08:41 End Date: 07/27/2016 22:58

Lab Sample Id	D/F	Type	Time	Analytes																									
				As	Ca	Cu	Mg	Mn	Se	Tl																			
ICIS 240-240048/1	1		08:41	X	X	X	X	X	X	X																			
CALSTD 240-240048/2 IC			08:45	X	X	X	X	X	X	X																			
CALSTD 240-240048/3 IC			08:50	X	X	X	X	X	X	X																			
ICV 240-240048/4	1		08:54	X	X	X	X	X	X	X																			
ICB 240-240048/5	1		08:58	X	X	X	X	X	X	X																			
CRI 240-240048/6			09:02																										
ZZZZZZ			09:06																										
ICSA 240-240048/8	1		09:10	X	X	X	X	X	X	X																			
ICSAB 240-240048/9	1		09:14	X	X	X	X	X	X	X																			
CCV 240-240048/10			09:18																										
CCB 240-240048/11			09:22																										
ZZZZZZ			09:26																										
ZZZZZZ			09:31																										
ZZZZZZ			09:35																										
ZZZZZZ			09:39																										
ZZZZZZ			09:43																										
ZZZZZZ			09:47																										
CCV 240-240048/18			09:52																										
CCB 240-240048/19			09:56																										
CRI 240-240048/20	1		10:01	X	X	X	X	X	X	X																			
ZZZZZZ			10:05																										
ZZZZZZ			10:09																										
ZZZZZZ			10:13																										
ZZZZZZ			10:17																										
ZZZZZZ			10:22																										
ZZZZZZ			10:26																										
ZZZZZZ			10:29																										
ZZZZZZ			10:34																										
ZZZZZZ			10:38																										
CCV 240-240048/30			10:42																										
CCB 240-240048/31			10:46																										
ZZZZZZ			10:50																										
ZZZZZZ			10:55																										
ZZZZZZ			10:58																										
ZZZZZZ			11:03																										
ZZZZZZ			11:07																										
ZZZZZZ			11:11																										
ZZZZZZ			11:15																										
ZZZZZZ			11:19																										
ZZZZZZ			11:23																										
ZZZZZZ			11:27																										
CCV 240-240048/42			11:32																										

FORM XIII-IN

13-IN
ANALYSIS RUN LOG
METALS

Lab Name: TestAmerica Canton Job No.: 240-67510-1

SDG No.:

Instrument ID: I9 Analysis Method: 6010C

Start Date: 07/27/2016 08:41 End Date: 07/27/2016 22:58

Lab Sample Id	D/F	Type	Time	Analytes																									
				As	Ca	Cu	Mg	Mn	Se	Tl																			
CCB 240-240048/43			11:45																										
ZZZZZZ			11:49																										
CCV 240-240048/45			11:53																										
CCB 240-240048/46			11:57																										
ZZZZZZ			12:24																										
CCV 240-240048/48			12:29																										
CCB 240-240048/49			12:33																										
ZZZZZZ			12:45																										
ZZZZZZ			12:49																										
ZZZZZZ			12:53																										
ZZZZZZ			12:57																										
ZZZZZZ			13:01																										
ZZZZZZ			13:05																										
ZZZZZZ			13:09																										
ZZZZZZ			13:13																										
ZZZZZZ			13:17																										
ZZZZZZ			13:21																										
CCV 240-240048/60	1		13:25	X	X	X	X	X	X	X																			
CCB 240-240048/61	1		13:29	X	X	X	X	X	X	X																			
ZZZZZZ			13:33																										
ZZZZZZ			13:37																										
ZZZZZZ			13:41																										
ZZZZZZ			13:45																										
ZZZZZZ			13:49																										
ZZZZZZ			13:54																										
ZZZZZZ			13:58																										
240-67510-1	2	T	14:02	X	X	X		X	X	X																			
240-67510-2	2	T	14:07		X	X																							
240-67510-4	2	T	14:11		X	X																							
CCV 240-240048/72	1		14:15	X	X	X	X	X	X	X																			
CCB 240-240048/73	1		14:19	X	X	X	X	X	X	X																			
240-67510-5	2	T	14:23	X			X	X	X	X																			
240-67510-6	2	T	14:27		X	X																							
240-67510-2	20	T	14:34	X				X	X	X																			
240-67510-4	5	T	14:38	X				X	X	X																			
CRI 240-240048/78	1		14:42	X	X	X	X	X	X	X																			
ZZZZZZ			14:46																										
ZZZZZZ			14:51																										
ZZZZZZ			14:55																										
ZZZZZZ			14:59																										
ZZZZZZ			15:03																										
CCV 240-240048/84	1		15:07	X	X	X	X	X	X	X																			

FORM XIII-IN

13-IN
ANALYSIS RUN LOG
METALS

Lab Name: TestAmerica Canton Job No.: 240-67510-1

SDG No.:

Instrument ID: I9 Analysis Method: 6010C

Start Date: 07/27/2016 08:41 End Date: 07/27/2016 22:58

Lab Sample Id	D/F	Type	Time	Analytes																									
				As	Ca	Cu	Mg	Mn	Se	Tl																			
CCB 240-240048/85	1		15:11	X	X	X	X	X	X	X																			
ZZZZZZ			15:15																										
ZZZZZZ			15:19																										
ZZZZZZ			15:23																										
ZZZZZZ			15:28																										
ZZZZZZ			15:32																										
ZZZZZZ			15:36																										
ZZZZZZ			15:40																										
ZZZZZZ			15:45																										
ZZZZZZ			15:49																										
ZZZZZZ			15:53																										
CCV 240-240048/96			15:58																										
CCB 240-240048/97			16:01																										
ZZZZZZ			16:06																										
ZZZZZZ			16:10																										
ZZZZZZ			16:14																										
ZZZZZZ			16:18																										
ZZZZZZ			16:22																										
ZZZZZZ			16:26																										
ZZZZZZ			16:31																										
ZZZZZZ			16:35																										
ZZZZZZ			16:39																										
ZZZZZZ			16:43																										
CCV 240-240048/108			16:47																										
CCB 240-240048/109			16:51																										
ZZZZZZ			16:55																										
ZZZZZZ			16:59																										
ZZZZZZ			17:03																										
ZZZZZZ			17:07																										
ZZZZZZ			17:12																										
ZZZZZZ			17:16																										
ZZZZZZ			17:20																										
ZZZZZZ			17:25																										
ZZZZZZ			17:29																										
ZZZZZZ			17:33																										
CCV 240-240048/120			17:38																										
CCB 240-240048/121			17:41																										
ZZZZZZ			17:46																										
ZZZZZZ			17:50																										
ZZZZZZ			17:54																										
ZZZZZZ			17:58																										
ZZZZZZ			18:02																										

FORM XIII-IN

13-IN
ANALYSIS RUN LOG
METALS

Lab Name: TestAmerica Canton Job No.: 240-67510-1

SDG No.:

Instrument ID: I9 Analysis Method: 6010C

Start Date: 07/27/2016 08:41 End Date: 07/27/2016 22:58

Lab Sample Id	D/F	Type	Time	Analytes																								
				As	Ca	Cu	Mg	Mn	Se	Tl																		
ZZZZZZ			18:07																									
ZZZZZZ			18:11																									
ZZZZZZ			18:15																									
ZZZZZZ			18:19																									
ZZZZZZ			18:23																									
CCV 240-240048/132			18:27																									
CCB 240-240048/133			18:31																									
ZZZZZZ			18:35																									
ZZZZZZ			18:39																									
ZZZZZZ			18:43																									
ZZZZZZ			18:47																									
ZZZZZZ			18:51																									
ZZZZZZ			18:56																									
ZZZZZZ			19:00																									
ZZZZZZ			19:04																									
ZZZZZZ			19:09																									
ZZZZZZ			19:13																									
CCV 240-240048/144			19:17																									
CCB 240-240048/145			19:21																									
ZZZZZZ			19:25																									
ZZZZZZ			19:29																									
ZZZZZZ			19:33																									
ZZZZZZ			19:37																									
ZZZZZZ			19:41																									
ZZZZZZ			19:45																									
ZZZZZZ			19:49																									
ZZZZZZ			19:53																									
ZZZZZZ			19:57																									
ZZZZZZ			20:01																									
CCV 240-240048/156			20:06																									
CCB 240-240048/157			20:10																									
ZZZZZZ			20:14																									
ZZZZZZ			20:18																									
ZZZZZZ			20:22																									
ZZZZZZ			20:26																									
ZZZZZZ			20:30																									
ZZZZZZ			20:34																									
ZZZZZZ			20:38																									
ZZZZZZ			20:42																									
ZZZZZZ			20:46																									
ZZZZZZ			20:50																									
CCV 240-240048/168			20:55																									

FORM XIII-IN

13-IN
ANALYSIS RUN LOG
METALS

Lab Name: TestAmerica Canton Job No.: 240-67510-1

SDG No.:

Instrument ID: I9 Analysis Method: 6010C

Start Date: 07/27/2016 08:41 End Date: 07/27/2016 22:58

Lab Sample Id	D/F	Type	Time	Analytes																									
				As	Ca	Cu	Mg	Mn	Se	Tl																			
CCB 240-240048/169			20:59																										
ZZZZZZ			21:03																										
ZZZZZZ			21:07																										
ZZZZZZ			21:11																										
ZZZZZZ			21:15																										
ZZZZZZ			21:19																										
ZZZZZZ			21:23																										
ZZZZZZ			21:28																										
ZZZZZZ			21:32																										
ZZZZZZ			21:36																										
ZZZZZZ			21:40																										
CCV 240-240048/180			21:44																										
CCB 240-240048/181			21:48																										
ZZZZZZ			21:52																										
ZZZZZZ			21:57																										
ZZZZZZ			22:00																										
ZZZZZZ			22:05																										
ZZZZZZ			22:09																										
ZZZZZZ			22:13																										
ZZZZZZ			22:17																										
ZZZZZZ			22:21																										
ZZZZZZ			22:25																										
ZZZZZZ			22:29																										
CCV 240-240048/192			22:33																										
CCB 240-240048/193			22:37																										
ZZZZZZ			22:41																										
ZZZZZZ			22:45																										
ZZZZZZ			22:50																										
CCV 240-240048/197			22:54																										
CCB 240-240048/198			22:58																										

Prep Types:
T = Total/NA

FORM XIII-IN

2A-IN
CALIBRATION VERIFICATIONS
METALS

Lab Name: TestAmerica Canton Job No.: 240-67510-1

SDG No.:

ICV Source: MT6500ICV_00032 Concentration Units: ug/L

CCV Source: MTICPCCV_00076

Analyte	ICV 240-240048/4 07/27/2016 08:54				CCV 240-240048/60 07/27/2016 13:25				CCV 240-240048/72 07/27/2016 14:15			
	Found	C	True	%R	Found	C	True	%R	Found	C	True	%R
Arsenic	381		375	102	495		500	99	495		500	99
Calcium	25300		25000	101	49800		50000	100	49200		50000	98
Copper	1460		1500	97	1930		2000	97	1930		2000	96
Magnesium	24900		25000	100	49100		50000	98	48900		50000	98
Manganese	1480		1500	99	1980		2000	99	1990		2000	100
Selenium	385		375	103	508		500	102	507		500	101
Thallium	748		750	100	1010		1000	101	1010		1000	101
Aluminum	12500		12500	100	24300		25000	97	24100		25000	96
Antimony	378		375	101	500		500	100	503		500	101
Barium	1470		1500	98	1950		2000	98	1950		2000	97
Beryllium	1490		1500	99	1970		2000	98	1950		2000	98
Cadmium	380		375	101	492		500	98	494		500	99
Chromium	1450		1500	96	1960		2000	98	1960		2000	98
Cobalt	1460		1500	97	2010		2000	100	2010		2000	100
Iron	12700		12500	101	25100		25000	100	25000		25000	100
Lead	372		375	99	482		500	96	488		500	98
Nickel	1500		1500	100	2020		2000	101	2010		2000	100
Potassium	24600		25000	98	48500		50000	97	48100		50000	96
Silver	751		750	100	1000		1000	100	1000		1000	100
Sodium	25000		25000	100	48500		50000	97	48000		50000	96
Vanadium	1530		1500	102	1950		2000	98	1950		2000	97
Zinc	1530		1500	102	2080		2000	104	2070		2000	104

Note! Calculations are performed before rounding to avoid round-off errors in calculated results.
Italicized analytes were not requested for this sequence.

Lab Name: TestAmerica Canton Job No.: 240-67510-1

SDG No.:

ICV Source: MT6500ICV_00032 Concentration Units: ug/L

CCV Source: MTICPCCV_00076

Analyte	CCV 240-240048/84 07/27/2016 15:07											
	Found	C	True	%R	Found	C	True	%R	Found	C	True	%R
Arsenic	496		500	99								
Calcium	49200		50000	98								
Copper	1930		2000	97								
Magnesium	48500		50000	97								
Manganese	1980		2000	99								
Selenium	511		500	102								
Thallium	1010		1000	101								
Aluminum	24000		25000	96								
Antimony	509		500	102								
Barium	1950		2000	97								
Beryllium	1960		2000	98								
Cadmium	495		500	99								
Chromium	1940		2000	97								
Cobalt	2000		2000	100								
Iron	24900		25000	100								
Lead	486		500	97								
Nickel	2010		2000	100								
Potassium	48100		50000	96								
Silver	1000		1000	100								
Sodium	48200		50000	96								
Vanadium	1940		2000	97								
Zinc	2060		2000	103								

Note! Calculations are performed before rounding to avoid round-off errors in calculated results.
Italicized analytes were not requested for this sequence.

3-IN
INSTRUMENT BLANKS
METALS

Lab Name: TestAmerica Canton Job No.: 240-67510-1

SDG No.:

Concentration Units: ug/L

Analyte	RL	ICB 240-240048/5 07/27/2016 08:58		CCB 240-240048/61 07/27/2016 13:29		CCB 240-240048/73 07/27/2016 14:19		CCB 240-240048/85 07/27/2016 15:11	
		Found	C	Found	C	Found	C	Found	C
Arsenic	15	3.3	U	3.3	U	3.3	U	3.3	U
Calcium	5000	710	U	710	U	710	U	710	U
Copper	25	3.9	U	3.9	U	3.9	U	3.9	U
Magnesium	5000	230	U	230	U	230	U	230	U
Manganese	15	5.1	U	5.1	U	5.1	U	5.1	U
Selenium	20	5.1	U	5.1	U	5.1	U	5.1	U
Thallium	20	2.1	U	2.1	U	2.1	U	2.1	U
Aluminum	200	40	U	40	U	40	U	40	U
Antimony	20	3.1	U	3.1	U	3.1	U	3.1	U
Barium	200	2.4	U	2.4	U	2.4	U	2.4	U
Beryllium	5.0	0.21	U	0.21	U	0.21	U	0.21	U
Cadmium	5.0	0.29	U	0.29	U	0.29	U	0.29	U
Chromium	10	0.55	U	0.55	U	0.55	U	0.55	U
Cobalt	10	0.84	U	0.84	U	0.84	U	0.84	U
Iron	200	25	U	25	U	25	U	25	U
Lead	10	1.9	U	1.9	U	1.9	U	1.9	U
Nickel	40	1.6	U	1.6	U	1.6	U	1.6	U
Potassium	5000	70	U	75.3	J	99.6	J	77.8	J
Silver	10	0.92	U	0.92	U	0.92	U	0.92	U
Sodium	5000	330	U	330	U	330	U	330	U
Vanadium	10	4.4	U	4.4	U	4.4	U	4.4	U
Zinc	50	16	U	16	U	16	U	16	U

Italicized analytes were not requested for this sequence.

4A-IN
INTERFERENCE CHECK STANDARD
METALS

Lab Name: TestAmerica Canton Job No.: 240-67510-1

SDG No.:

Lab Sample ID: ICSA 240-240048/8 Instrument ID: I9

Lab File ID: I9072716A.asc ICS Source: MTTRICSAW_00031

Concentration Units: ug/L

Analyte	True Solution A	Found Solution A	Percent Recovery
Arsenic		**-0.734**	
Calcium	**500000**	**473730**	**95**
Copper		**1.88**	
Magnesium	**500000**	**488170**	**98**
Manganese		**1.95**	
Selenium		**2.66**	
Thallium		**1.77**	
Aluminum	*500000*	*499980*	*100*
Antimony		*0.733*	
Barium		*0.232*	
Beryllium		*0.0002*	
Boron		*-0.552*	
Cadmium		*0.194*	
Chromium		*2.95*	
Cobalt		*-0.408*	
Iron	*200000*	*187530*	*94*
Lead		*4.70*	
Lithium		*9.62*	
Molybdenum		*0.344*	
Nickel		*7.92*	
Potassium		*-4.95*	
Silicon		*-4.86*	
Silver		*-1.95*	
Sodium		*82.7*	
Strontium		*11.8*	
Tin		*3.23*	
Titanium		*-0.405*	
Vanadium		*-7.65*	
Zinc		*6.39*	

Calculations are performed before rounding to avoid round-off errors in calculated results.

FORM IVA-IN

4A-IN
INTERFERENCE CHECK STANDARD
METALS

Lab Name: TestAmerica Canton Job No.: 240-67510-1

SDG No.:

Lab Sample ID: ICSAB 240-240048/9 Instrument ID: I9

Lab File ID: I9072716A.asc ICS Source: MTICPICSABW_00011

Concentration Units: ug/L

Analyte	True Solution AB	Found Solution AB	Percent Recovery
Arsenic	**1000**	**1020**	**102**
Calcium	**500000**	**480680**	**96**
Copper	**500**	**516**	**103**
Magnesium	**500000**	**491530**	**98**
Manganese	**500**	**484**	**97**
Selenium	**1000**	**1011**	**101**
Thallium	**1000**	**954**	**95**
Aluminum	*500000*	*500320*	*100*
Antimony	*1000*	*1019*	*102*
Barium	*500*	*491*	*98*
Beryllium	*500*	*486*	*97*
Boron	*500*	*506*	*101*
Cadmium	*1000*	*1030*	*103*
Chromium	*500*	*477*	*95*
Cobalt	*500*	*496*	*99*
Iron	*200000*	*190140*	*95*
Lead	*1000*	*904*	*90*
Lithium	*500*	*554*	*111*
Molybdenum	*1000*	*979*	*98*
Nickel	*1000*	*952*	*95*
Potassium	*10000*	*10408*	*104*
Silicon	*10000*	*10011*	*100*
Silver	*1000*	*1087*	*109*
Sodium	*10000*	*10502*	*105*
Strontium	*1500*	*1456*	*97*
Tin	*500*	*513*	*103*
Titanium	*500*	*504*	*101*
Vanadium	*500*	*481*	*96*
Zinc	*1000*	*1020*	*102*

Calculations are performed before rounding to avoid round-off errors in calculated results.

FORM IVA-IN

13-IN
ANALYSIS RUN LOG
METALS

Lab Name: TestAmerica Canton Job No.: 240-67510-1

SDG No.:

Instrument ID: I9 Analysis Method: 6010C

Start Date: 07/28/2016 08:51 End Date: 07/28/2016 20:50

Lab Sample Id	D/F	Type	Time	Analytes																									
				Ca	Cu																								
ICIS 240-240257/1	1		08:51	X	X																								
CALSTD 240-240257/2 IC			08:56	X	X																								
CALSTD 240-240257/3 IC			09:00	X	X																								
ICV 240-240257/4	1		09:04	X	X																								
ICB 240-240257/5	1		09:08	X	X																								
ZZZZZZ			09:12																										
CRI 240-240257/7			09:16																										
ICSA 240-240257/8	1		09:21	X	X																								
ICSAB 240-240257/9	1		09:25	X	X																								
CCV 240-240257/10			09:29																										
CCB 240-240257/11			09:33																										
ZZZZZZ			09:37																										
ZZZZZZ			09:41																										
ZZZZZZ			09:45																										
ZZZZZZ			09:49																										
ZZZZZZ			09:53																										
ZZZZZZ			09:58																										
CCV 240-240257/18			10:02																										
CCB 240-240257/19			10:06																										
CRI 240-240257/20	1		10:16	X	X																								
ZZZZZZ			10:20																										
ZZZZZZ			10:24																										
ZZZZZZ			10:28																										
CCV 240-240257/24			10:32																										
CCB 240-240257/25			10:36																										
ZZZZZZ			10:40																										
ZZZZZZ			10:44																										
ZZZZZZ			10:48																										
ZZZZZZ			10:52																										
CCV 240-240257/30			10:56																										
CCB 240-240257/31			11:00																										
ZZZZZZ			11:04																										
ZZZZZZ			11:08																										
ZZZZZZ			11:12																										
ZZZZZZ			11:16																										
ZZZZZZ			11:21																										
ZZZZZZ			11:25																										
ZZZZZZ			11:29																										
ZZZZZZ			11:33																										
ZZZZZZ			11:38																										
ZZZZZZ			11:42																										
CCV 240-240257/42			11:46																										

FORM XIII-IN

13-IN
ANALYSIS RUN LOG
METALS

Lab Name: TestAmerica Canton Job No.: 240-67510-1

SDG No.:

Instrument ID: I9 Analysis Method: 6010C

Start Date: 07/28/2016 08:51 End Date: 07/28/2016 20:50

Lab Sample Id	D/F	Type	Time	Analytes																									
				Ca	Cu																								
CCB 240-240257/43			11:49																										
ZZZZZZ			11:54																										
ZZZZZZ			11:58																										
ZZZZZZ			12:02																										
CCV 240-240257/47			12:06																										
CCB 240-240257/48			12:10																										
ZZZZZZ			12:35																										
CCV 240-240257/50			12:40																										
CCB 240-240257/51			12:43																										
ZZZZZZ			13:05																										
ZZZZZZ			13:09																										
ZZZZZZ			13:13																										
ZZZZZZ			13:17																										
ZZZZZZ			13:21																										
ZZZZZZ			13:25																										
ZZZZZZ			13:29																										
ZZZZZZ			13:32																										
ZZZZZZ			13:36																										
ZZZZZZ			13:40																										
CCV 240-240257/62			13:45																										
CCB 240-240257/63			13:48																										
ZZZZZZ			13:53																										
ZZZZZZ			13:57																										
ZZZZZZ			14:01																										
ZZZZZZ			14:05																										
ZZZZZZ			14:09																										
ZZZZZZ			14:13																										
ZZZZZZ			14:18																										
ZZZZZZ			14:22																										
ZZZZZZ			14:26																										
ZZZZZZ			14:30																										
CCV 240-240257/74	1		14:34	X	X																								
CCB 240-240257/75	1		14:38	X	X																								
ZZZZZZ			14:42																										
ZZZZZZ			14:46																										
ZZZZZZ			14:50																										
ZZZZZZ			14:54																										
ZZZZZZ			14:58																										
ZZZZZZ			15:02																										
ZZZZZZ			15:06																										
ZZZZZZ			15:10																										
ZZZZZZ			15:14																										

FORM XIII-IN

13-IN
ANALYSIS RUN LOG
METALS

Lab Name: TestAmerica Canton Job No.: 240-67510-1

SDG No.:

Instrument ID: I9 Analysis Method: 6010C

Start Date: 07/28/2016 08:51 End Date: 07/28/2016 20:50

Lab Sample Id	D/F	Type	Time	Analytes																								
				Ca	Cu																							
240-67510-5	5	T	15:18	X	X																							
CCV 240-240257/86	1		15:22	X	X																							
CCB 240-240257/87	1		15:26	X	X																							
CCV 240-240257/88			15:30																									
CCB 240-240257/89			15:34																									
ZZZZZZ			15:38																									
ZZZZZZ			15:51																									
CCV 240-240257/92			15:55																									
CCB 240-240257/93			15:59																									
CRI 240-240257/94	1		16:03	X	X																							
ZZZZZZ			16:07																									
ZZZZZZ			16:11																									
ZZZZZZ			16:15																									
CCV 240-240257/98			16:19																									
CCB 240-240257/99			16:23																									
ZZZZZZ			16:27																									
ZZZZZZ			16:31																									
ZZZZZZ			16:35																									
ZZZZZZ			16:39																									
ZZZZZZ			16:43																									
ZZZZZZ			16:47																									
ZZZZZZ			16:51																									
ZZZZZZ			16:55																									
ZZZZZZ			16:59																									
ZZZZZZ			17:03																									
CCV 240-240257/110			17:07																									
CCB 240-240257/111			17:11																									
ZZZZZZ			17:15																									
ZZZZZZ			17:18																									
ZZZZZZ			17:22																									
ZZZZZZ			17:26																									
ZZZZZZ			17:30																									
ZZZZZZ			17:34																									
ZZZZZZ			17:38																									
ZZZZZZ			17:43																									
ZZZZZZ			17:47																									
ZZZZZZ			17:51																									
CCV 240-240257/122			17:55																									
CCB 240-240257/123			17:59																									
ZZZZZZ			18:03																									
ZZZZZZ			18:07																									
ZZZZZZ			18:11																									

FORM XIII-IN

13-IN
ANALYSIS RUN LOG
METALS

Lab Name: TestAmerica Canton Job No.: 240-67510-1

SDG No.:

Instrument ID: I9 Analysis Method: 6010C

Start Date: 07/28/2016 08:51 End Date: 07/28/2016 20:50

Lab Sample Id	D/F	Type	Time	Analytes																									
				Ca	Cu																								
ZZZZZZ			18:15																										
ZZZZZZ			18:19																										
ZZZZZZ			18:24																										
ZZZZZZ			18:28																										
ZZZZZZ			18:32																										
ZZZZZZ			18:36																										
ZZZZZZ			18:40																										
CCV 240-240257/134			18:44																										
CCB 240-240257/135			18:48																										
ZZZZZZ			18:52																										
ZZZZZZ			18:56																										
ZZZZZZ			19:00																										
ZZZZZZ			19:05																										
ZZZZZZ			19:09																										
ZZZZZZ			19:13																										
ZZZZZZ			19:17																										
ZZZZZZ			19:21																										
ZZZZZZ			19:25																										
ZZZZZZ			19:29																										
CCV 240-240257/146			19:33																										
CCB 240-240257/147			19:37																										
ZZZZZZ			19:41																										
ZZZZZZ			19:45																										
ZZZZZZ			19:50																										
ZZZZZZ			19:54																										
ZZZZZZ			19:57																										
ZZZZZZ			20:01																										
ZZZZZZ			20:06																										
ZZZZZZ			20:09																										
ZZZZZZ			20:13																										
ZZZZZZ			20:17																										
CCV 240-240257/158			20:21																										
CCB 240-240257/159			20:25																										
ZZZZZZ			20:29																										
ZZZZZZ			20:33																										
ZZZZZZ			20:38																										
ZZZZZZ			20:42																										
CCV 240-240257/164			20:46																										
CCB 240-240257/165			20:50																										

Prep Types:
T = Total/NA

FORM XIII-IN

2A-IN
CALIBRATION VERIFICATIONS
METALS

Lab Name: TestAmerica Canton Job No.: 240-67510-1

SDG No.:

ICV Source: MT6500ICV_00032 Concentration Units: ug/L

CCV Source: MTICPCCV_00076

Analyte	ICV 240-240257/4 07/28/2016 09:04				CCV 240-240257/74 07/28/2016 14:34				CCV 240-240257/86 07/28/2016 15:22			
	Found	C	True	%R	Found	C	True	%R	Found	C	True	%R
Calcium	25700		25000	103	51200		50000	102	51300		50000	103
Copper	1470		1500	98	1930		2000	97	1940		2000	97
Aluminum	12800		12500	102	25700		25000	103	25600		25000	102
Antimony	386		375	103	505		500	101	509		500	102
Arsenic	383		375	102	495		500	99	497		500	99
Barium	1470		1500	98	1930		2000	97	1940		2000	97
Beryllium	1490		1500	99	1960		2000	98	1980		2000	99
Cadmium	382		375	102	493		500	99	495		500	99
Chromium	1450		1500	97	1960		2000	98	1950		2000	98
Cobalt	1460		1500	97	1990		2000	99	1990		2000	99
Iron	12800		12500	103	25500		25000	102	25400		25000	102
Lead	373		375	99	487		500	97	487		500	97
Magnesium	25300		25000	101	49600		50000	99	49800		50000	100
Manganese	1500		1500	100	1980		2000	99	1970		2000	99
Nickel	1490		1500	100	1990		2000	99	1990		2000	99
Potassium	25100		25000	100	49400		50000	99	49500		50000	99
Selenium	388		375	103	508		500	102	504		500	101
Silver	755		750	101	987		1000	99	995		1000	100
Sodium	25300		25000	101	48200		50000	96	49100		50000	98
Thallium	750		750	100	1010		1000	101	1010		1000	101
Vanadium	1520		1500	102	2020		2000	101	2000		2000	100
Zinc	1520		1500	101	2030		2000	101	2030		2000	102

Note! Calculations are performed before rounding to avoid round-off errors in calculated results.
Italicized analytes were not requested for this sequence.

3-IN
INSTRUMENT BLANKS
METALS

Lab Name: TestAmerica Canton Job No.: 240-67510-1

SDG No.:

Concentration Units: ug/L

Analyte	RL	ICB 240-240257/5 07/28/2016 09:08		CCB 240-240257/75 07/28/2016 14:38		CCB 240-240257/87 07/28/2016 15:26			
		Found	C	Found	C	Found	C	Found	C
Calcium	5000	710	U	710	U	710	U		
Copper	25	3.9	U	3.9	U	3.9	U		
Aluminum	200	40	U	40	U	40	U		
Antimony	20	3.1	U	3.1	U	3.1	U		
Arsenic	15	3.3	U	3.3	U	3.3	U		
Barium	200	2.4	U	2.4	U	2.4	U		
Beryllium	5.0	0.21	U	0.238	J	0.21	U		
Cadmium	5.0	0.29	U	0.29	U	0.29	U		
Chromium	10	0.55	U	0.55	U	0.55	U		
Cobalt	10	0.84	U	0.84	U	0.84	U		
Iron	200	25	U	25	U	25	U		
Lead	10	1.9	U	1.9	U	1.9	U		
Magnesium	5000	230	U	230	U	230	U		
Manganese	15	5.1	U	5.1	U	5.1	U		
Nickel	40	1.6	U	1.6	U	1.6	U		
Potassium	5000	80.2	J	147	J	193	J		
Selenium	20	5.1	U	5.1	U	5.1	U		
Silver	10	0.92	U	0.92	U	0.92	U		
Sodium	5000	330	U	426	J	330	U		
Thallium	20	2.1	U	2.1	U	2.1	U		
Vanadium	10	4.4	U	4.4	U	4.4	U		
Zinc	50	16	U	16	U	16	U		

Italicized analytes were not requested for this sequence.

4A-IN
INTERFERENCE CHECK STANDARD
METALS

Lab Name: TestAmerica Canton Job No.: 240-67510-1

SDG No.:

Lab Sample ID: ICSA 240-240257/8 Instrument ID: I9

Lab File ID: I9072816A.asc ICS Source: MTTRICSAW_00031

Concentration Units: ug/L

Analyte	True Solution A	Found Solution A	Percent Recovery
Calcium	**500000**	**472970**	**95**
Copper		**0.526**	
Aluminum	*500000*	*502420*	*100*
Antimony		*-4.33*	
Arsenic		*-0.803*	
Barium		*0.201*	
Beryllium		*0.0569*	
Boron		*-0.710*	
Cadmium		*0.326*	
Chromium		*3.07*	
Cobalt		*-0.488*	
Iron	*200000*	*186600*	*93*
Lead		*4.78*	
Lithium		*41.1*	
Magnesium	*500000*	*484420*	*97*
Manganese		*-0.659*	
Molybdenum		*-0.150*	
Nickel		*6.68*	
Potassium		*65.2*	
Selenium		*4.27*	
Silicon		*-13.5*	
Silver		*-1.93*	
Sodium		*71.6*	
Strontium		*12.9*	
Thallium		*1.57*	
Tin		*2.47*	
Titanium		*-0.502*	
Vanadium		*-4.60*	
Zinc		*1.35*	

Calculations are performed before rounding to avoid round-off errors in calculated results.

FORM IVA-IN

4A-IN
INTERFERENCE CHECK STANDARD
METALS

Lab Name: TestAmerica Canton Job No.: 240-67510-1

SDG No.:

Lab Sample ID: ICSAB 240-240257/9 Instrument ID: I9

Lab File ID: I9072816A.asc ICS Source: MTICPICSABW_00011

Concentration Units: ug/L

Analyte	True Solution AB	Found Solution AB	Found Percent Recovery
Calcium	**500000**	**484160**	**97**
Copper	**500**	**515**	**103**
Aluminum	*500000*	*507320*	*101*
Antimony	*1000*	*1021*	*102*
Arsenic	*1000*	*1019*	*102*
Barium	*500*	*486*	*97*
Beryllium	*500*	*481*	*96*
Boron	*500*	*506*	*101*
Cadmium	*1000*	*1028*	*103*
Chromium	*500*	*475*	*95*
Cobalt	*500*	*491*	*98*
Iron	*200000*	*190440*	*95*
Lead	*1000*	*901*	*90*
Lithium	*500*	*567*	*113*
Magnesium	*500000*	*491540*	*98*
Manganese	*500*	*481*	*96*
Molybdenum	*1000*	*977*	*98*
Nickel	*1000*	*944*	*94*
Potassium	*10000*	*10485*	*105*
Selenium	*1000*	*1008*	*101*
Silicon	*10000*	*10034*	*100*
Silver	*1000*	*1079*	*108*
Sodium	*10000*	*10504*	*105*
Strontium	*1500*	*1440*	*96*
Thallium	*1000*	*945*	*94*
Tin	*500*	*507*	*101*
Titanium	*500*	*497*	*99*
Vanadium	*500*	*473*	*95*
Zinc	*1000*	*999*	*100*

Calculations are performed before rounding to avoid round-off errors in calculated results.

FORM IVA-IN

13-IN
ANALYSIS RUN LOG
METALS

Lab Name: TestAmerica Canton Job No.: 240-67510-1

SDG No.:

Instrument ID: I9 Analysis Method: 6010C

Start Date: 08/01/2016 08:39 End Date: 08/02/2016 01:41

Lab Sample Id	D/F	Type	Time	Analytes																											
				Ag	Al	As	Ba	Be	Ca	Cd	Co	Cr	Cu	Fe	K	Mg	Mn	Na	Ni	Pb	Sb	Se	Tl	V	Zn				
ICIS 240-240700/1	1		08:39	X	X	X	X	X	X	X	X	X	X	X	X	X	X	X	X	X	X	X	X	X	X				
CALSTD 240-240700/2 IC			08:44	X	X	X	X	X	X	X	X	X	X	X	X	X	X	X	X	X	X	X	X	X	X				
CALSTD 240-240700/3 IC			08:48	X	X	X	X	X	X	X	X	X	X	X	X	X	X	X	X	X	X	X	X	X	X				
ICV 240-240700/4	1		08:52	X	X	X	X	X	X	X	X	X	X	X	X	X	X	X	X	X	X	X	X	X	X				
ICB 240-240700/5	1		08:56	X	X	X	X	X	X	X	X	X	X	X	X	X	X	X	X	X	X	X	X	X	X				
CRI 240-240700/6			09:00																												
ZZZZZZ			09:04																												
ICSA 240-240700/8	1		09:08	X	X	X	X	X	X	X	X	X	X	X	X	X	X	X	X	X	X	X	X	X	X				
ICSAB 240-240700/9	1		09:12	X	X	X	X	X	X	X	X	X	X	X	X	X	X	X	X	X	X	X	X	X	X				
CCV 240-240700/10			09:16																												
CCB 240-240700/11			09:20																												
ZZZZZZ			09:24																												
ZZZZZZ			09:28																												
ZZZZZZ			09:32																												
ZZZZZZ			09:36																												
ZZZZZZ			09:40																												
ZZZZZZ			09:45																												
CCV 240-240700/18			09:49																												
CCB 240-240700/19			09:52																												
CRI 240-240700/20	1		10:02	X	X	X	X	X	X	X	X	X	X	X	X	X	X	X	X	X	X	X	X	X	X				
ZZZZZZ			10:06																												
ZZZZZZ			10:10																												
ZZZZZZ			10:14																												
ZZZZZZ			10:18																												
ZZZZZZ			10:22																												
ZZZZZZ			10:26																												
ZZZZZZ			10:30																												
ZZZZZZ			10:34																												
ZZZZZZ			10:37																												
CCV 240-240700/30			10:42																												
CCB 240-240700/31			10:45																												
ZZZZZZ			10:49																												
ZZZZZZ			10:54																												
ZZZZZZ			10:57																												
ZZZZZZ			11:01																												
ZZZZZZ			11:06																												
ZZZZZZ			11:10																												
ZZZZZZ			11:13																												
ZZZZZZ			11:18																												
ZZZZZZ			11:22																												
ZZZZZZ			11:26																												
CCV 240-240700/42			11:30																												

FORM XIII-IN

13-IN
ANALYSIS RUN LOG
METALS

Lab Name: TestAmerica Canton Job No.: 240-67510-1

SDG No.:

Instrument ID: I9 Analysis Method: 6010C

Start Date: 08/01/2016 08:39 End Date: 08/02/2016 01:41

Lab Sample Id	D/F	Type	Time	Analytes																											
				Ag	Al	As	Ba	Be	Ca	Cd	Co	Cr	Cu	Fe	K	Mg	Mn	Na	Ni	Pb	Sb	Se	Tl	V	Zn				
CCB 240-240700/43			11:34																												
ZZZZZZ			11:38																												
ZZZZZZ			11:42																												
ZZZZZZ			11:46																												
ZZZZZZ			11:51																												
CRI 240-240700/48			11:55																												
ZZZZZZ			11:59																												
ZZZZZZ			12:05																												
ZZZZZZ			12:09																												
ZZZZZZ			12:13																												
ZZZZZZ			12:17																												
CCV 240-240700/54			12:21																												
CCB 240-240700/55			12:24																												
ZZZZZZ			12:29																												
ZZZZZZ			12:33																												
ZZZZZZ			12:36																												
ZZZZZZ			12:40																												
CCV 240-240700/60			12:44																												
CCB 240-240700/61			12:48																												
ZZZZZZ			13:29																												
ZZZZZZ			13:33																												
ZZZZZZ			13:37																												
ZZZZZZ			13:41																												
ZZZZZZ			13:45																												
ZZZZZZ			13:48																												
ZZZZZZ			13:53																												
ZZZZZZ			13:57																												
ZZZZZZ			14:01																												
ZZZZZZ			14:05																												
CCV 240-240700/72	1		14:10	X	X	X	X	X	X	X	X	X	X	X	X	X	X	X	X	X	X	X	X	X	X	X					
CCB 240-240700/73	1		14:13	X	X	X	X	X	X	X	X	X	X	X	X	X	X	X	X	X	X	X	X	X	X	X					
ZZZZZZ			14:17																												
ZZZZZZ			14:22																												
ZZZZZZ			14:25																												
ZZZZZZ			14:29																												
ZZZZZZ			14:34																												
ZZZZZZ			14:38																												
ZZZZZZ			14:42																												
LB 240-240108/1-B	1	E	14:46	X	X	X	X	X	X	X	X	X	X	X	X	X	X	X	X	X	X	X	X	X	X	X					
MB 240-240211/2-A	1	T	14:50	X	X	X	X	X	X	X	X	X	X	X	X	X	X	X	X	X	X	X	X	X	X	X					
LCS 240-240211/3-A	1	T	14:54	X	X	X	X	X	X	X	X	X	X	X	X	X	X	X	X	X	X	X	X	X	X	X					
CCV 240-240700/84	1		14:58	X	X	X	X	X	X	X	X	X	X	X	X	X	X	X	X	X	X	X	X	X	X	X					

FORM XIII-IN

13-IN
ANALYSIS RUN LOG
METALS

Lab Name: TestAmerica Canton Job No.: 240-67510-1

SDG No.:

Instrument ID: I9 Analysis Method: 6010C

Start Date: 08/01/2016 08:39 End Date: 08/02/2016 01:41

Lab Sample Id	D/F	Type	Time	Analytes																												
				Ag	Al	As	Ba	Be	Ca	Cd	Co	Cr	Cu	Fe	K	Mg	Mn	Na	Ni	Pb	Sb	Se	Tl	V	Zn							
CCB 240-240700/85	1		15:02	X	X	X	X	X	X	X	X	X	X	X	X	X	X	X	X	X	X	X	X	X	X							
240-67510-1	1	E	15:06	X	X	X	X	X	X	X	X	X	X	X	X	X	X	X	X	X	X	X	X	X	X							
240-67510-2	1	E	15:10	X	X	X	X	X	X	X	X	X	X	X	X	X	X	X	X	X	X	X	X	X	X							
240-67510-3	1	E	15:14	X	X	X	X	X	X	X	X	X	X	X	X	X	X	X	X	X	X	X	X	X	X							
240-67510-4	1	E	15:18	X	X	X	X	X	X	X	X	X	X	X	X	X	X	X	X	X	X	X	X	X	X							
240-67510-5	1	E	15:22	X	X	X	X	X	X	X	X	X	X	X	X	X	X	X	X	X	X	X	X	X	X							
240-67510-6	1	E	15:26	X	X	X	X	X	X	X	X	X	X	X	X	X	X	X	X	X	X	X	X	X	X							
240-67510-6 SD	5	E	15:30	X	X	X	X	X	X	X	X	X	X	X	X	X	X	X	X	X	X	X	X	X	X							
ZZZZZZ			15:34																													
ZZZZZZ			15:38																													
ZZZZZZ			15:42																													
CCV 240-240700/96	1		15:46	X	X	X	X	X	X	X	X	X	X	X	X	X	X	X	X	X	X	X	X	X	X							
CCB 240-240700/97	1		15:50	X	X	X	X	X	X	X	X	X	X	X	X	X	X	X	X	X	X	X	X	X	X							
ZZZZZZ			15:54																													
ZZZZZZ			15:58																													
ZZZZZZ			16:03																													
ZZZZZZ			16:07																													
ZZZZZZ			16:11																													
ZZZZZZ			16:15																													
ZZZZZZ			16:19																													
ZZZZZZ			16:23																													
ZZZZZZ			16:27																													
ZZZZZZ			16:31																													
CCV 240-240700/108			16:35																													
CCB 240-240700/109			16:39																													
ZZZZZZ			16:43																													
ZZZZZZ			16:47																													
ZZZZZZ			16:51																													
CCV 240-240700/113			16:56																													
CCB 240-240700/114			16:59																													
CRI 240-240700/115	1		17:03	X	X	X	X	X	X	X	X	X	X	X	X	X	X	X	X	X	X	X	X	X	X							
ZZZZZZ			17:07																													
ZZZZZZ			17:12																													
ZZZZZZ			17:15																													
ZZZZZZ			17:19																													
CCV 240-240700/120			17:23																													
CCB 240-240700/121			17:26																													
ZZZZZZ			17:30																													
ZZZZZZ			17:34																													
ZZZZZZ			17:38																													
ZZZZZZ			17:43																													
ZZZZZZ			17:47																													

FORM XIII-IN

13-IN
ANALYSIS RUN LOG
METALS

Lab Name: TestAmerica Canton Job No.: 240-67510-1

SDG No.:

Instrument ID: I9 Analysis Method: 6010C

Start Date: 08/01/2016 08:39 End Date: 08/02/2016 01:41

Lab Sample Id	D/F	Type	Time	Analytes																											
				Ag	Al	As	Ba	Be	Ca	Cd	Co	Cr	Cu	Fe	K	Mg	Mn	Na	Ni	Pb	Sb	Se	Tl	V	Zn				
ZZZZZZ			17:51																												
ZZZZZZ			17:55																												
ZZZZZZ			17:59																												
ZZZZZZ			18:03																												
ZZZZZZ			18:08																												
CCV 240-240700/132			18:12																												
CCB 240-240700/133			18:15																												
ZZZZZZ			18:19																												
ZZZZZZ			18:24																												
ZZZZZZ			18:28																												
ZZZZZZ			18:32																												
ZZZZZZ			18:36																												
ZZZZZZ			18:40																												
ZZZZZZ			18:44																												
ZZZZZZ			18:48																												
ZZZZZZ			18:52																												
ZZZZZZ			18:56																												
CCV 240-240700/144			19:00																												
CCB 240-240700/145			19:04																												
ZZZZZZ			19:08																												
ZZZZZZ			19:12																												
ZZZZZZ			19:16																												
ZZZZZZ			19:20																												
ZZZZZZ			19:24																												
CRI 240-240700/151			19:28																												
ICSA 240-240700/152			19:32																												
ICSAB 240-240700/153			19:36																												
ZZZZZZ			19:40																												
ZZZZZZ			19:44																												
CCV 240-240700/156			19:49																												
CCB 240-240700/157			19:52																												
ZZZZZZ			19:57																												
ZZZZZZ			20:01																												
ZZZZZZ			20:05																												
ZZZZZZ			20:09																												
ZZZZZZ			20:12																												
ZZZZZZ			20:16																												
ZZZZZZ			20:21																												
ZZZZZZ			20:24																												
ZZZZZZ			20:28																												
ZZZZZZ			20:32																												
CCV 240-240700/168			20:36																												

FORM XIII-IN

13-IN
ANALYSIS RUN LOG
METALS

Lab Name: TestAmerica Canton Job No.: 240-67510-1

SDG No.:

Instrument ID: I9 Analysis Method: 6010C

Start Date: 08/01/2016 08:39 End Date: 08/02/2016 01:41

Lab Sample Id	D/F	Type	Time	Analytes																											
				Ag	Al	As	Ba	Be	Ca	Cd	Co	Cr	Cu	Fe	K	Mg	Mn	Na	Ni	Pb	Sb	Se	Tl	V	Zn				
CCB 240-240700/169			20:40																												
ZZZZZZ			20:44																												
ZZZZZZ			20:49																												
ZZZZZZ			20:53																												
ZZZZZZ			20:57																												
ZZZZZZ			21:01																												
ZZZZZZ			21:06																												
ZZZZZZ			21:10																												
ZZZZZZ			21:14																												
ZZZZZZ			21:18																												
ZZZZZZ			21:22																												
CCV 240-240700/180			21:26																												
CCB 240-240700/181			21:30																												
ZZZZZZ			21:34																												
ZZZZZZ			21:38																												
ZZZZZZ			21:42																												
ZZZZZZ			21:46																												
ZZZZZZ			21:51																												
ZZZZZZ			21:55																												
ZZZZZZ			21:59																												
ZZZZZZ			22:03																												
ZZZZZZ			22:07																												
ZZZZZZ			22:11																												
CCV 240-240700/192			22:15																												
CCB 240-240700/193			22:19																												
ZZZZZZ			22:23																												
ZZZZZZ			22:27																												
ZZZZZZ			22:31																												
ZZZZZZ			22:35																												
ZZZZZZ			22:39																												
ZZZZZZ			22:43																												
ZZZZZZ			22:47																												
ZZZZZZ			22:51																												
ZZZZZZ			22:55																												
ZZZZZZ			22:59																												
CCV 240-240700/204			23:03																												
CCB 240-240700/205			23:07																												
ZZZZZZ			23:11																												
ZZZZZZ			23:15																												
ZZZZZZ			23:19																												
ZZZZZZ			23:24																												
ZZZZZZ			23:28																												

FORM XIII-IN

13-IN
ANALYSIS RUN LOG
METALS

Lab Name: TestAmerica Canton Job No.: 240-67510-1

SDG No.:

Instrument ID: I9 Analysis Method: 6010C

Start Date: 08/01/2016 08:39 End Date: 08/02/2016 01:41

Lab Sample Id	D/F	Type	Time	Analytes																												
				Ag	Al	As	Ba	Be	Ca	Cd	Co	Cr	Cu	Fe	K	Mg	Mn	Na	Ni	Pb	Sb	Se	Tl	V	Zn				
ZZZZZZ			23:32																													
ZZZZZZ			23:36																													
ZZZZZZ			23:40																													
ZZZZZZ			23:44																													
ZZZZZZ			23:48																													
CCV 240-240700/216			23:53																													
CCB 240-240700/217			23:56																													
ZZZZZZ			00:01																													
ZZZZZZ			00:05																													
ZZZZZZ			00:09																													
ZZZZZZ			00:13																													
ZZZZZZ			00:17																													
ZZZZZZ			00:21																													
ZZZZZZ			00:25																													
ZZZZZZ			00:29																													
ZZZZZZ			00:33																													
ZZZZZZ			00:37																													
CCV 240-240700/228			00:40																													
CCB 240-240700/229			00:44																													
ZZZZZZ			00:48																													
ZZZZZZ			00:52																													
ZZZZZZ			00:57																													
ZZZZZZ			01:01																													
ZZZZZZ			01:05																													
ZZZZZZ			01:09																													
ZZZZZZ			01:13																													
ZZZZZZ			01:17																													
ZZZZZZ			01:21																													
ZZZZZZ			01:25																													
CCV 240-240700/240			01:29																													
CCB 240-240700/241			01:33																													
CCV 240-240700/242			01:37																													
CCB 240-240700/243			01:41																													

Prep Types:
E = SPLP East
T = Total/NA

FORM XIII-IN

2A-IN
CALIBRATION VERIFICATIONS
METALS

Lab Name: TestAmerica Canton Job No.: 240-67510-1

SDG No.:

ICV Source: MT6500ICV_00032 Concentration Units: ug/L

CCV Source: MTICPCCV_00076

Analyte	ICV 240-240700/4 08/01/2016 08:52				CCV 240-240700/72 08/01/2016 14:10				CCV 240-240700/84 08/01/2016 14:58			
	Found	C	True	%R	Found	C	True	%R	Found	C	True	%R
Aluminum	12600		12500	101	25100		25000	100	25200		25000	101
Antimony	375		375	100	502		500	100	505		500	101
Arsenic	377		375	100	491		500	98	492		500	98
Barium	1460		1500	98	1930		2000	97	1950		2000	97
Beryllium	1470		1500	98	1970		2000	99	1990		2000	100
Cadmium	378		375	101	493		500	99	495		500	99
Calcium	25400		25000	102	51000		50000	102	51400		50000	103
Chromium	1450		1500	96	1930		2000	96	1930		2000	96
Cobalt	1440		1500	96	1980		2000	99	1970		2000	99
Copper	1460		1500	97	1930		2000	96	1930		2000	97
Iron	12700		12500	102	25100		25000	101	25300		25000	101
Lead	368		375	98	481		500	96	480		500	96
Magnesium	25000		25000	100	49900		50000	100	50100		50000	100
Manganese	1500		1500	100	1950		2000	98	1940		2000	97
Nickel	1480		1500	99	1990		2000	99	1980		2000	99
Potassium	24900		25000	99	49400		50000	99	49800		50000	100
Selenium	381		375	102	501		500	100	501		500	100
Silver	748		750	100	991		1000	99	996		1000	100
Sodium	25100		25000	100	48800		50000	98	49800		50000	100
Thallium	742		750	99	993		1000	99	997		1000	100
Vanadium	1510		1500	101	1980		2000	99	1990		2000	99
Zinc	1510		1500	100	2040		2000	102	2040		2000	102

Note! Calculations are performed before rounding to avoid round-off errors in calculated results.
Italicized analytes were not requested for this sequence.

2A-IN
CALIBRATION VERIFICATIONS
METALS

Lab Name: TestAmerica Canton Job No.: 240-67510-1

SDG No.:

ICV Source: MT6500ICV_00032 Concentration Units: ug/L

CCV Source: MTICPCCV_00076

Analyte	CCV 240-240700/96 08/01/2016 15:46											
	Found	C	True	%R	Found	C	True	%R	Found	C	True	%R
Aluminum	25100		25000	100								
Antimony	505		500	101								
Arsenic	490		500	98								
Barium	1950		2000	97								
Beryllium	2000		2000	100								
Cadmium	497		500	99								
Calcium	51600		50000	103								
Chromium	1920		2000	96								
Cobalt	1960		2000	98								
Copper	1930		2000	97								
Iron	25200		25000	101								
Lead	478		500	96								
Magnesium	50000		50000	100								
Manganese	1920		2000	96								
Nickel	1980		2000	99								
Potassium	49900		50000	100								
Selenium	499		500	100								
Silver	1000		1000	100								
Sodium	50300		50000	101								
Thallium	992		1000	99								
Vanadium	1980		2000	99								
Zinc	2030		2000	101								

Note! Calculations are performed before rounding to avoid round-off errors in calculated results.
Italicized analytes were not requested for this sequence.

3-IN
INSTRUMENT BLANKS
METALS

Lab Name: TestAmerica Canton Job No.: 240-67510-1

SDG No.:

Concentration Units: ug/L

Analyte	RL	ICB 240-240700/5 08/01/2016 08:56		CCB 240-240700/73 08/01/2016 14:13		CCB 240-240700/85 08/01/2016 15:02		CCB 240-240700/97 08/01/2016 15:50	
		Found	C	Found	C	Found	C	Found	C
Aluminum	200	4.0	U	7.93	J	4.0	U	11.1	J
Antimony	10	3.1	U	3.1	U	3.1	U	3.1	U
Arsenic	10	3.3	U	3.3	U	3.3	U	3.3	U
Barium	200	2.4	U	2.4	U	2.4	U	2.4	U
Beryllium	5.0	0.21	U	0.21	U	0.21	U	0.21	U
Cadmium	2.0	0.29	U	0.29	U	0.333	J	0.29	U
Calcium	5000	710	U	710	U	710	U	710	U
Chromium	5.0	0.55	U	0.55	U	0.55	U	0.55	U
Cobalt	7.0	0.84	U	0.84	U	0.84	U	0.84	U
Copper	25	3.9	U	3.9	U	3.9	U	3.9	U
Iron	100	25	U	25	U	25	U	25	U
Lead	5.0	1.9	U	1.9	U	1.9	U	1.9	U
Magnesium	5000	230	U	230	U	230	U	230	U
Manganese	15	5.1	U	5.1	U	5.1	U	5.1	U
Nickel	40	1.6	U	1.6	U	1.6	U	1.6	U
Potassium	5000	70	U	76.9	J	70	U	70	U
Selenium	15	5.1	U	5.1	U	5.1	U	5.1	U
Silver	5.0	0.92	U	0.92	U	0.92	U	0.92	U
Sodium	5000	330	U	330	U	330	U	330	U
Thallium	10	2.1	U	2.1	U	2.1	U	2.1	U
Vanadium	10	4.4	U	4.4	U	4.4	U	4.4	U
Zinc	50	16	U	16	U	16	U	16	U

Maximum concentration in leachate blank.

Italicized analytes were not requested for this sequence.

4A-IN
INTERFERENCE CHECK STANDARD
METALS

Lab Name: TestAmerica Canton Job No.: 240-67510-1

SDG No.:

Lab Sample ID: ICSA 240-240700/8 Instrument ID: I9

Lab File ID: I9080116A.asc ICS Source: MTTRICSAW_00031

Concentration Units: ug/L

Analyte	True Solution A	Found Solution A	Percent Recovery
Aluminum	**500000**	**512620**	**103**
Antimony		**-0.175**	
Arsenic		**-1.33**	
Barium		**0.244**	
Beryllium		**0.0779**	
Cadmium		**0.506**	
Calcium	**500000**	**484870**	**97**
Chromium		**3.27**	
Cobalt		**-1.01**	
Copper		**1.41**	
Iron	**200000**	**190070**	**95**
Lead		**1.31**	
Magnesium	**500000**	**493490**	**99**
Manganese		**2.09**	
Nickel		**6.68**	
Potassium		**31.7**	
Selenium		**1.85**	
Silver		**-1.23**	
Sodium		**85.9**	
Thallium		**1.17**	
Vanadium		**-1.99**	
Zinc		**6.94**	
Boron		*-1.01*	
Lithium		*34.5*	
Molybdenum		*-0.781*	
Silicon		*-42.3*	
Strontium		*8.29*	
Tin		*3.48*	
Titanium		*-0.420*	

Calculations are performed before rounding to avoid round-off errors in calculated results.

FORM IVA-IN

4A-IN
INTERFERENCE CHECK STANDARD
METALS

Lab Name: TestAmerica Canton Job No.: 240-67510-1

SDG No.:

Lab Sample ID: ICSAB 240-240700/9 Instrument ID: I9

Lab File ID: I9080116A.asc ICS Source: MTICPICSABW_00011

Concentration Units: ug/L

Analyte	True Solution AB	Found Solution AB	Percent Recovery
Aluminum	**500000**	**507640**	**102**
Antimony	**1000**	**1016**	**102**
Arsenic	**1000**	**1008**	**101**
Barium	**500**	**485**	**97**
Beryllium	**500**	**479**	**96**
Cadmium	**1000**	**1022**	**102**
Calcium	**500000**	**484020**	**97**
Chromium	**500**	**475**	**95**
Cobalt	**500**	**488**	**98**
Copper	**500**	**515**	**103**
Iron	**200000**	**190250**	**95**
Lead	**1000**	**896**	**90**
Magnesium	**500000**	**490630**	**98**
Manganese	**500**	**486**	**97**
Nickel	**1000**	**938**	**94**
Potassium	**10000**	**10446**	**104**
Selenium	**1000**	**996**	**100**
Silver	**1000**	**1076**	**108**
Sodium	**10000**	**10444**	**104**
Thallium	**1000**	**944**	**94**
Vanadium	**500**	**478**	**96**
Zinc	**1000**	**994**	**99**
Boron	*500*	*499*	*100*
Lithium	*500*	*562*	*112*
Molybdenum	*1000*	*974*	*97*
Silicon	*10000*	*10019*	*100*
Strontium	*1500*	*1435*	*96*
Tin	*500*	*502*	*100*
Titanium	*500*	*498*	*100*

Calculations are performed before rounding to avoid round-off errors in calculated results.

FORM IVA-IN

13-IN
ANALYSIS RUN LOG
METALS

Lab Name: TestAmerica Canton Job No.: 240-67510-1

SDG No.:

Instrument ID: H1 Analysis Method: 7470A

Start Date: 07/29/2016 11:56 End Date: 07/29/2016 18:10

Lab Sample Id	D/F	Type	Time	Analytes
				Hg
IC 240-240392/1-A			11:56	X
IC 240-240392/2-A			11:58	X
IC 240-240392/3-A			12:00	X
IC 240-240392/4-A			12:02	X
IC 240-240392/5-A			12:05	X
IC 240-240392/6-A			12:07	X
ICV 240-240392/7-A	1		12:10	X
ICB 240-240392/8-A	1		12:12	X
CRA 240-240392/9-A			12:15	
CRA 240-240392/9-A	1		12:17	X
CCV 240-240392/10-A			12:19	
CCB 240-240392/11-A			12:21	
ZZZZZZ			12:23	
ZZZZZZ			12:26	
ZZZZZZ			12:28	
ZZZZZZ			12:30	
ZZZZZZ			12:32	
ZZZZZZ			12:35	
ZZZZZZ			12:37	
ZZZZZZ			12:39	
ZZZZZZ			12:41	
ZZZZZZ			12:43	
CCV 240-240392/10-A			12:46	
CCB 240-240392/11-A			12:48	
ZZZZZZ			12:50	
ZZZZZZ			12:52	
ZZZZZZ			12:54	
ZZZZZZ			12:56	
ZZZZZZ			12:58	
ZZZZZZ			13:01	
ZZZZZZ			13:03	
ZZZZZZ			13:05	
ZZZZZZ			13:07	
ZZZZZZ			13:11	
CCV 240-240392/10-A			13:13	
CCB 240-240392/11-A			13:16	
ZZZZZZ			13:18	
ZZZZZZ			13:21	
ZZZZZZ			13:23	
ZZZZZZ			13:25	
ZZZZZZ			13:28	
ZZZZZZ			13:30	

FORM XIII-IN

13-IN
ANALYSIS RUN LOG
METALS

Lab Name: TestAmerica Canton Job No.: 240-67510-1

SDG No.:

Instrument ID: H1 Analysis Method: 7470A

Start Date: 07/29/2016 11:56 End Date: 07/29/2016 18:10

Lab Sample Id	D/F	Type	Time	Analytes																								
				Hg																								
ZZZZZZ			13:32																									
ZZZZZZ			13:35																									
ZZZZZZ			13:37																									
ZZZZZZ			13:39																									
CCV 240-240392/10-A			13:41																									
CCB 240-240392/11-A			13:44																									
ZZZZZZ			13:46																									
ZZZZZZ			13:48																									
ZZZZZZ			13:50																									
CCV 240-240392/10-A			13:53																									
CCB 240-240392/11-A			13:55																									
ZZZZZZ			13:57																									
ZZZZZZ			13:59																									
CCV 240-240392/10-A			14:01																									
CCB 240-240392/11-A			14:04																									
CCV 240-240392/10-A			14:06																									
CCB 240-240392/11-A			14:08																									
ZZZZZZ			14:10																									
ZZZZZZ			14:12																									
ZZZZZZ			14:14																									
ZZZZZZ			14:17																									
ZZZZZZ			14:19																									
ZZZZZZ			14:21																									
ZZZZZZ			14:23																									
ZZZZZZ			14:26																									
ZZZZZZ			14:29																									
CCV 240-240392/10-A			14:31																									
CCB 240-240392/11-A			14:34																									
CCV 240-240392/10-A			14:37																									
CCB 240-240392/11-A			14:39																									
ZZZZZZ			14:41																									
CCV 240-240392/10-A			14:44																									
CCB 240-240392/11-A			14:46																									
CCV 240-240392/10-A			14:51																									
CCB 240-240392/11-A			14:53																									
ZZZZZZ			14:55																									
ZZZZZZ			14:58																									
ZZZZZZ			15:00																									
ZZZZZZ			15:02																									
ZZZZZZ			15:04																									
ZZZZZZ			15:06																									
ZZZZZZ			15:09																									

FORM XIII-IN

13-IN
ANALYSIS RUN LOG
METALS

Lab Name: TestAmerica Canton Job No.: 240-67510-1

SDG No.:

Instrument ID: H1 Analysis Method: 7470A

Start Date: 07/29/2016 11:56 End Date: 07/29/2016 18:10

Lab Sample Id	D/F	Type	Time	Analytes																								
				Hg																								
ZZZZZZ			15:11																									
ZZZZZZ			15:13																									
ZZZZZZ			15:15																									
CCV 240-240392/10-A			15:17																									
CCB 240-240392/11-A			15:20																									
ZZZZZZ			15:22																									
ZZZZZZ			15:24																									
ZZZZZZ			15:27																									
ZZZZZZ			15:29																									
ZZZZZZ			15:31																									
ZZZZZZ			15:34																									
ZZZZZZ			15:36																									
ZZZZZZ			15:38																									
ZZZZZZ			15:40																									
ZZZZZZ			15:42																									
CCV 240-240392/10-A	1		15:44	X																								
CCB 240-240392/11-A	1		15:47	X																								
ZZZZZZ			15:50																									
ZZZZZZ			15:52																									
ZZZZZZ			15:54																									
ZZZZZZ			15:57																									
MB 240-240212/2-A	1	T	15:59	X																								
LB 240-240108/1-C	1	E	16:01	X																								
LCS 240-240212/3-A	1	T	16:04	X																								
240-67510-6	1	E	16:06	X																								
240-67510-6 MS	1	E	16:09	X																								
240-67510-6 MSD	1	E	16:11	X																								
CCV 240-240392/10-A	1		16:13	X																								
CCB 240-240392/11-A	1		16:15	X																								
240-67510-1	1	E	16:18	X																								
240-67510-2	1	E	16:20	X																								
240-67510-3	1	E	16:22	X																								
240-67510-4	1	E	16:24	X																								
240-67510-5	1	E	16:27	X																								
ZZZZZZ			16:29																									
ZZZZZZ			16:31																									
ZZZZZZ			16:33																									
ZZZZZZ			16:35																									
ZZZZZZ			16:38																									
CCV 240-240392/10-A	1		16:40	X																								
CCB 240-240392/11-A	1		16:42	X																								
ZZZZZZ			16:44																									

FORM XIII-IN

13-IN
ANALYSIS RUN LOG
METALS

Lab Name: TestAmerica Canton Job No.: 240-67510-1

SDG No.:

Instrument ID: H1 Analysis Method: 7470A

Start Date: 07/29/2016 11:56 End Date: 07/29/2016 18:10

Lab Sample Id	D/F	Type	Time	Analytes																								
				Hg																								
ZZZZZZ			16:47																									
ZZZZZZ			16:49																									
ZZZZZZ			16:51																									
ZZZZZZ			16:53																									
ZZZZZZ			16:56																									
ZZZZZZ			16:58																									
ZZZZZZ			17:00																									
ZZZZZZ			17:02																									
ZZZZZZ			17:04																									
CCV 240-240392/10-A			17:07																									
CCB 240-240392/11-A			17:09																									
ZZZZZZ			17:11																									
ZZZZZZ			17:13																									
ZZZZZZ			17:15																									
ZZZZZZ			17:17																									
ZZZZZZ			17:20																									
ZZZZZZ			17:22																									
ZZZZZZ			17:25																									
ZZZZZZ			17:27																									
ZZZZZZ			17:29																									
ZZZZZZ			17:31																									
CCV 240-240392/10-A			17:33																									
CCB 240-240392/11-A			17:35																									
ZZZZZZ			17:38																									
ZZZZZZ			17:40																									
ZZZZZZ			17:43																									
ZZZZZZ			17:45																									
ZZZZZZ			17:47																									
ZZZZZZ			17:49																									
ZZZZZZ			17:52																									
ZZZZZZ			17:54																									
ZZZZZZ			17:56																									
ZZZZZZ			17:58																									
CCV 240-240392/10-A			18:00																									
CCB 240-240392/11-A			18:03																									
ZZZZZZ			18:05																									
CCV 240-240392/10-A			18:07																									
CCB 240-240392/11-A			18:10																									

Prep Types:
E = SPLP East
T = Total/NA

FORM XIII-IN

2A-IN
CALIBRATION VERIFICATIONS
METALS

Lab Name: TestAmerica Canton Job No.: 240-67510-1

SDG No.:

ICV Source: MTHgICV_00001_00042 Concentration Units: ug/L

CCV Source: MTHGCALW_01274

Analyte	ICV 240-240392/7-A 07/29/2016 12:10				CCV 240-240392/10-A 07/29/2016 15:44				CCV 240-240392/10-A 07/29/2016 16:13			
	Found	C	True	%R	Found	C	True	%R	Found	C	True	%R
Mercury	5.17		5.00	103	5.14		5.00	103	5.08		5.00	102

Note! Calculations are performed before rounding to avoid round-off errors in calculated results.
Italicized analytes were not requested for this sequence.

2A-IN
CALIBRATION VERIFICATIONS
METALS

Lab Name: TestAmerica Canton Job No.: 240-67510-1

SDG No.:

ICV Source: MTHgICV_00001_00042 Concentration Units: ug/L

CCV Source: MTHGCALW_01274

Analyte	CCV 240-240392/10-A 07/29/2016 16:40											
	Found	C	True	%R	Found	C	True	%R	Found	C	True	%R
Mercury	5.16		5.00	103								

Note! Calculations are performed before rounding to avoid round-off errors in calculated results.
Italicized analytes were not requested for this sequence.

2B-IN
CRQL CHECK STANDARD
METALS

Lab Name: TestAmerica Canton Job No.: 240-67510-1

SDG No.:

Method: 7470A Instrument ID: H1

Lab Sample ID: CRA 240-240392/9-A Concentration Units: ug/L

CRQL Check Standard Source: MTHGCALW_01274

Analyte	CRQL Check Standard				
	True	Found	Qualifiers	%R(1)	Limits
Mercury	0.200	0.199	J	99	50-150

Note! Calculations are performed before rounding to avoid round-off errors in calculated results.

FORM IIB-IN

3-IN
INSTRUMENT BLANKS
METALS

Lab Name: TestAmerica Canton Job No.: 240-67510-1

SDG No.:

Concentration Units: ug/L

Analyte	RL	ICB 240-240392/8-A 07/29/2016 12:12		CCB 240-240392/11-A 07/29/2016 15:47		CCB 240-240392/11-A 07/29/2016 16:15		CCB 240-240392/11-A 07/29/2016 16:42	
		Found	C	Found	C	Found	C	Found	C
Mercury	2.0	0.090	U	0.090	U	0.090	U	0.090	U

Italicized analytes were not requested for this sequence.

13-IN
ANALYSIS RUN LOG
METALS

Lab Name: TestAmerica Canton Job No.: 240-67510-1

SDG No.:

Instrument ID: H1 Analysis Method: 7471A

Start Date: 07/26/2016 06:24 End Date: 07/26/2016 09:12

Lab Sample Id	D/F	Type	Time	Analytes																								
				Hg																								
IC 240-239668/1-A			06:24	X																								
IC 240-239668/2-A			06:26	X																								
IC 240-239668/3-A			06:28	X																								
IC 240-239668/4-A			06:31	X																								
IC 240-239668/5-A			06:34	X																								
IC 240-239668/6-A			06:36	X																								
ICV 240-239668/7-A	1		06:40	X																								
ICB 240-239668/8-A	1		06:42	X																								
CRA 240-239668/9-A	1		06:45	X																								
CCV 240-239668/10-A	1		06:52	X																								
CCB 240-239668/11-A	1		06:55	X																								
ZZZZZZ			06:57																									
ZZZZZZ			06:59																									
ZZZZZZ			07:02																									
ZZZZZZ			07:04																									
ZZZZZZ			07:06																									
ZZZZZZ			07:08																									
ZZZZZZ			07:10																									
MB 240-239687/1-A	1	T	07:12	X																								
LCS 240-239687/2-A	1	T	07:15	X																								
ZZZZZZ			07:17																									
CCV 240-239668/10-A	1		07:19	X																								
CCB 240-239668/11-A	1		07:22	X																								
ZZZZZZ			07:24																									
ZZZZZZ			07:26																									
ZZZZZZ			07:29																									
ZZZZZZ			07:33																									
ZZZZZZ			07:35																									
ZZZZZZ			07:37																									
ZZZZZZ			07:39																									
ZZZZZZ			07:41																									
ZZZZZZ			07:43																									
ZZZZZZ			07:46																									
CCV 240-239668/10-A	1		07:48	X																								
CCB 240-239668/11-A	1		07:50	X																								
ZZZZZZ			07:52																									
240-67510-1	1	T	07:54	X																								
240-67510-2	1	T	07:57	X																								
240-67510-3	1	T	07:59	X																								
240-67510-4	1	T	08:01	X																								
240-67510-5	1	T	08:03	X																								
240-67510-6	1	T	08:05	X																								

FORM XIII-IN

13-IN
ANALYSIS RUN LOG
METALS

Lab Name: TestAmerica Canton Job No.: 240-67510-1

SDG No.:

Instrument ID: H1 Analysis Method: 7471A

Start Date: 07/26/2016 06:24 End Date: 07/26/2016 09:12

Lab Sample Id	D/F	Type	Time	Analytes																								
				Hg																								
ZZZZZZ			08:07																									
ZZZZZZ			08:10																									
ZZZZZZ			08:12																									
CCV 240-239668/10-A	1		08:15	X																								
CCB 240-239668/11-A	1		08:17	X																								
ZZZZZZ			08:20																									
ZZZZZZ			08:22																									
ZZZZZZ			08:25																									
ZZZZZZ			08:27																									
ZZZZZZ			08:29																									
ZZZZZZ			08:32																									
ZZZZZZ			08:34																									
ZZZZZZ			08:36																									
ZZZZZZ			08:39																									
ZZZZZZ			08:41																									
CCV 240-239668/10-A			08:44																									
CCB 240-239668/11-A			08:46																									
ZZZZZZ			08:48																									
ZZZZZZ			08:50																									
ZZZZZZ			08:52																									
ZZZZZZ			08:54																									
CCV 240-239668/10-A			08:59																									
CCB 240-239668/11-A			09:01																									
ZZZZZZ			09:04																									
ZZZZZZ			09:07																									
CCV 240-239668/10-A			09:09																									
CCB 240-239668/11-A			09:12																									

Prep Types:
T = Total/NA

FORM XIII-IN

2A-IN
CALIBRATION VERIFICATIONS
METALS

Lab Name: TestAmerica Canton Job No.: 240-67510-1

SDG No.:

ICV Source: MTHgICV_00001_00040 Concentration Units: ug/L

CCV Source: MTHGCALW_01270

Analyte	ICV 240-239668/7-A 07/26/2016 06:40				CCV 240-239668/10-A 07/26/2016 06:52				CCV 240-239668/10-A 07/26/2016 07:19			
	Found	C	True	%R	Found	C	True	%R	Found	C	True	%R
Mercury	5.22		5.00	104	5.30		5.00	106	5.21		5.00	104

Note! Calculations are performed before rounding to avoid round-off errors in calculated results.
Italicized analytes were not requested for this sequence.

2A-IN
CALIBRATION VERIFICATIONS
METALS

Lab Name: TestAmerica Canton Job No.: 240-67510-1

SDG No.:

ICV Source: MTHgICV_00001_00040 Concentration Units: ug/L

CCV Source: MTHGCALW_01270

Analyte	CCV 240-239668/10-A 07/26/2016 07:48				CCV 240-239668/10-A 07/26/2016 08:15							
	Found	C	True	%R	Found	C	True	%R	Found	C	True	%R
Mercury	5.04		5.00	101	5.10		5.00	102				

Note! Calculations are performed before rounding to avoid round-off errors in calculated results.
Italicized analytes were not requested for this sequence.

2B-IN
CRQL CHECK STANDARD
METALS

Lab Name: TestAmerica Canton Job No.: 240-67510-1

SDG No.:

Method: 7471A Instrument ID: H1

Lab Sample ID: CRA 240-239668/9-A Concentration Units: ug/L

CRQL Check Standard Source: MTHGCALW_01270

Analyte	CRQL Check Standard				
	True	Found	Qualifiers	%R(1)	Limits
Mercury	0.200	0.149	J	74	50-150

Note! Calculations are performed before rounding to avoid round-off errors in calculated results.

FORM IIB-IN

3-IN
INSTRUMENT BLANKS
METALS

Lab Name: TestAmerica Canton Job No.: 240-67510-1

SDG No.:

Concentration Units: ug/L

Analyte	RL	ICB 240-239668/8-A 07/26/2016 06:42		CCB 240-239668/11-A 07/26/2016 06:55		CCB 240-239668/11-A 07/26/2016 07:22		CCB 240-239668/11-A 07/26/2016 07:50	
		Found	C	Found	C	Found	C	Found	C
Mercury	0.60	0.090	U	0.090	U	0.090	U	0.090	U

Italicized analytes were not requested for this sequence.

3-IN
INSTRUMENT BLANKS
METALS

Lab Name: TestAmerica Canton Job No.: 240-67510-1

SDG No.:

Concentration Units: ug/L

Analyte	RL	CCB 240-239668/11-A 07/26/2016 08:17							
		Found	C	Found	C	Found	C	Found	C
Mercury	0.60	0.090	U						

Italicized analytes were not requested for this sequence.

12-IN
PREPARATION LOG
METALS

Lab Name: TestAmerica Canton Job No.: 240-67510-1

SDG No.:

Prep Method: 3050B

Lab Sample ID	Preparation Date	Prep Batch	Initial Weight (g)	Initial Volume	Final Volume (mL)
MB 240-239664/1-A	07/25/2016 11:47	239664	1.00		100
LCS 240-239664/2-A	07/25/2016 11:47	239664	1.00		100
240-67510-1	07/25/2016 11:47	239664	1.04		100
240-67510-2	07/25/2016 11:47	239664	1.36		100
240-67510-3	07/25/2016 11:47	239664	1.38		100
240-67510-4	07/25/2016 11:47	239664	1.00		100
240-67510-5	07/25/2016 11:47	239664	1.40		100
240-67510-6	07/25/2016 11:47	239664	1.18		100

3-IN
METHOD BLANK
METALS

Lab Name: TestAmerica Canton Job No.: 240-67510-1

SDG No.:

Concentration Units: mg/Kg Lab Sample ID: MB 240-239664/1-A

Instrument Code: I9 Batch No.: 239862

CAS No.	Analyte	Concentration	C	Q	Method
7429-90-5	Aluminum	5.8	U		6010C
7440-22-4	Silver	0.063	U		6010C
7440-39-3	Barium	0.41	U		6010C
7440-41-7	Beryllium	0.026	U		6010C
7440-70-2	Calcium	23	U		6010C
7440-43-9	Cadmium	0.021	U		6010C
7440-48-4	Cobalt	0.047	U		6010C
7440-47-3	Chromium	0.108	J		6010C
7440-50-8	Copper	0.268	J		6010C
7439-89-6	Iron	3.2	U		6010C
7440-09-7	Potassium	6.2	U		6010C
7439-95-4	Magnesium	6.89	J		6010C
7439-96-5	Manganese	0.101	J		6010C
7440-23-5	Sodium	22.2	J		6010C
7440-02-0	Nickel	0.143	J		6010C
7440-36-0	Antimony	0.48	U		6010C
7440-62-2	Vanadium	0.20	U		6010C
7440-66-6	Zinc	0.56	U		6010C
7440-38-2	Arsenic	0.41	U		6010C
7439-92-1	Lead	0.20	U		6010C
7782-49-2	Selenium	0.34	U		6010C
7440-28-0	Thallium	0.13	U		6010C

7A-IN
LAB CONTROL SAMPLE
METALS

Lab ID: LCS 240-239664/2-A

Lab Name: TestAmerica Canton Job No.: 240-67510-1

Sample Matrix: Solid LCS Source: MTICP1_00053

Analyte	Solid(mg/Kg)							
	True	Found	C	%R	Limits		Q	Method
Aluminum	200	187		93	80	120		6010C
Silver	5.00	4.78		96	80	120		6010C
Barium	200	188		94	80	120		6010C
Beryllium	5.00	4.92		98	80	120		6010C
Calcium	5000	4750		95	80	120		6010C
Cadmium	5.00	4.65		93	80	120		6010C
Cobalt	50.0	45.6		91	80	120		6010C
Chromium	20.0	18.3		91	80	120		6010C
Copper	25.0	23.9		95	80	120		6010C
Iron	100	93.1		93	80	120		6010C
Potassium	5000	4660		93	80	120		6010C
Magnesium	5000	4520		90	80	120		6010C
Manganese	50.0	44.7		89	80	120		6010C
Sodium	5000	4780		96	80	120		6010C
Nickel	50.0	47.1		94	80	120		6010C
Antimony	50.0	47.8		96	80	120		6010C
Vanadium	50.0	47.2		94	80	120		6010C
Zinc	50.0	47.7		95	80	120		6010C
Arsenic	200	189		94	80	120		6010C
Lead	50.0	44.7		89	80	120		6010C
Selenium	200	190		95	80	120		6010C
Thallium	200	179		89	80	120		6010C

Calculations are performed before rounding to avoid round-off errors in calculated results.

FORM VIIA - IN

12-IN
PREPARATION LOG
METALS

Lab Name: TestAmerica Canton Job No.: 240-67510-1

SDG No.:

Prep Method: 3010A

Lab Sample ID	Preparation Date	Prep Batch	Initial Weight	Initial Volume (mL)	Final Volume (mL)
LB 240-240108/1-B	07/28/2016 10:38	240211		50	50
MB 240-240211/2-A	07/28/2016 10:38	240211		50	50
LCS 240-240211/3-A	07/28/2016 10:38	240211		50	50
240-67510-1	07/28/2016 10:38	240211		50	50
240-67510-2	07/28/2016 10:39	240211		50	50
240-67510-3	07/28/2016 10:39	240211		50	50
240-67510-4	07/28/2016 10:39	240211		50	50
240-67510-5	07/28/2016 10:39	240211		50	50
240-67510-6	07/28/2016 10:39	240211		50	50

3-IN
METHOD BLANK
METALS

Lab Name: TestAmerica Canton Job No.: 240-67510-1

SDG No.:

Concentration Units: mg/L Lab Sample ID: MB 240-240211/2-A

Instrument Code: I9 Batch No.: 240700

CAS No.	Analyte	Concentration	C	Q	Method
7429-90-5	Aluminum	0.0040	U		6010C
7440-22-4	Silver	0.00092	U		6010C
7440-39-3	Barium	0.0024	U		6010C
7440-41-7	Beryllium	0.00021	U		6010C
7440-70-2	Calcium	0.71	U		6010C
7440-43-9	Cadmium	0.00029	U		6010C
7440-48-4	Cobalt	0.00084	U		6010C
7440-47-3	Chromium	0.00055	U		6010C
7440-50-8	Copper	0.0039	U		6010C
7439-89-6	Iron	0.025	U		6010C
7440-09-7	Potassium	0.070	U		6010C
7439-95-4	Magnesium	0.23	U		6010C
7439-96-5	Manganese	0.00876	J		6010C
7440-23-5	Sodium	0.33	U		6010C
7440-02-0	Nickel	0.0016	U		6010C
7440-36-0	Antimony	0.0031	U		6010C
7440-62-2	Vanadium	0.0044	U		6010C
7440-66-6	Zinc	0.016	U		6010C
7440-38-2	Arsenic	0.0033	U		6010C
7439-92-1	Lead	0.0019	U		6010C
7782-49-2	Selenium	0.0051	U		6010C
7440-28-0	Thallium	0.0021	U		6010C

3-IN
METHOD BLANK
METALS - SPLP EAST

Lab Name: TestAmerica Canton Job No.: 240-67510-1

SDG No.:

Concentration Units: mg/L Lab Sample ID: LB 240-240108/1-B

Instrument Code: I9 Batch No.: 240700

CAS No.	Analyte	Concentration	C	Q	Method
7429-90-5	Aluminum	0.0347	J		6010C
7440-22-4	Silver	0.00092	U		6010C
7440-39-3	Barium	0.0024	U		6010C
7440-41-7	Beryllium	0.00021	U		6010C
7440-70-2	Calcium	0.71	U		6010C
7440-43-9	Cadmium	0.00029	U		6010C
7440-48-4	Cobalt	0.00084	U		6010C
7440-47-3	Chromium	0.000986	J		6010C
7440-50-8	Copper	0.0039	U		6010C
7439-89-6	Iron	0.025	U		6010C
7440-09-7	Potassium	0.132	J		6010C
7439-95-4	Magnesium	0.23	U		6010C
7439-96-5	Manganese	0.00896	J		6010C
7440-23-5	Sodium	10.2			6010C
7440-02-0	Nickel	0.0016	U		6010C
7440-36-0	Antimony	0.0031	U		6010C
7440-62-2	Vanadium	0.0044	U		6010C
7440-66-6	Zinc	0.016	U		6010C
7440-38-2	Arsenic	0.0033	U		6010C
7439-92-1	Lead	0.0019	U		6010C
7782-49-2	Selenium	0.0051	U		6010C
7440-28-0	Thallium	0.0021	U		6010C

7A-IN
LAB CONTROL SAMPLE
METALS

Lab ID: LCS 240-240211/3-A

Lab Name: TestAmerica Canton Job No.: 240-67510-1

Sample Matrix: Water LCS Source: MTICP1_00053

Analyte	Water(mg/L)							
	True	Found	C	%R	Limits		Q	Method
Aluminum	2.00	2.20		110	50	150		6010C
Silver	0.0500	0.0528		106	50	150		6010C
Barium	2.00	2.04		102	50	150		6010C
Beryllium	0.0500	0.0532		106	50	150		6010C
Calcium	50.0	53.8		108	50	150		6010C
Cadmium	0.0500	0.0529		106	50	150		6010C
Cobalt	0.500	0.515		103	50	150		6010C
Chromium	0.200	0.208		104	50	150		6010C
Copper	0.250	0.265	J	106	50	150		6010C
Iron	1.00	1.09		109	50	150		6010C
Potassium	50.0	52.1		104	50	150		6010C
Magnesium	50.0	52.8		106	50	150		6010C
Manganese	0.500	0.527		105	50	150		6010C
Sodium	50.0	62.1		124	50	150		6010C
Nickel	0.500	0.527		105	50	150		6010C
Antimony	0.500	0.528		106	50	150		6010C
Vanadium	0.500	0.532		106	50	150		6010C
Zinc	0.500	0.545	J	109	50	150		6010C
Arsenic	2.00	2.13		106	50	150		6010C
Lead	0.500	0.505		101	50	150		6010C
Selenium	2.00	2.13		106	50	150		6010C
Thallium	2.00	2.04		102	50	150		6010C

Calculations are performed before rounding to avoid round-off errors in calculated results.

FORM VIIA - IN

8-IN
ICP-AES AND ICP-MS SERIAL DILUTIONS
METALS - SPLP EAST

Lab ID: 240-67510-6

SDG No:

Lab Name: TestAmerica Canton Job No: 240-67510-1

Matrix: Solid Concentration Units: mg/L

Analyte	Initial Sample Result (I)	C	Serial Dilution Result (S)	C	% Difference	Q	Method
Aluminum	0.20		0.216	J	NC		6010C
Silver	0.00092	U	0.0046	U	NC		6010C
Barium	0.11	J	0.108	J	NC		6010C
Beryllium	0.00021	U	0.0011	U	NC		6010C
Calcium	29		29.0		NC		6010C
Cadmium	0.00029	U	0.0015	U	NC		6010C
Cobalt	0.00084	U	0.0042	U	NC		6010C
Chromium	0.0023	J	0.0028	U	NC		6010C
Copper	0.0039	U	0.020	U	NC		6010C
Iron	0.025	U	0.13	U	NC		6010C
Potassium	0.56	J	0.493	J	NC		6010C
Magnesium	0.95	J	1.2	U	NC		6010C
Manganese	0.024		0.0274	J	NC		6010C
Sodium	26		26.7		1.7		6010C
Nickel	0.0016	U	0.0080	U	NC		6010C
Antimony	0.0046	J	0.016	U	NC		6010C
Vanadium	0.0070	J	0.022	U	NC		6010C
Zinc	0.016	U	0.080	U	NC		6010C
Arsenic	0.0033	U	0.017	U	NC		6010C
Lead	0.0019	U	0.0095	U	NC		6010C
Selenium	0.0051	U	0.026	U	NC		6010C
Thallium	0.0021	U	0.011	U	NC		6010C

Calculations are performed before rounding to avoid round-off errors in calculated results.

FORM VIII-IN

12-IN
PREPARATION LOG
METALS

Lab Name: TestAmerica Canton Job No.: 240-67510-1

SDG No.:

Prep Method: 7471A

Lab Sample ID	Preparation Date	Prep Batch	Initial Weight (g)	Initial Volume	Final Volume (mL)
MB 240-239687/1-A	07/25/2016 13:21	239687	0.60		100
LCS 240-239687/2-A	07/25/2016 13:21	239687	0.60		100
240-67510-1	07/25/2016 13:21	239687	0.52		100
240-67510-2	07/25/2016 13:21	239687	0.57		100
240-67510-3	07/25/2016 13:21	239687	0.53		100
240-67510-4	07/25/2016 13:21	239687	0.61		100
240-67510-5	07/25/2016 13:21	239687	0.52		100
240-67510-6	07/25/2016 13:21	239687	0.50		100

3-IN
METHOD BLANK
METALS

Lab Name: TestAmerica Canton Job No.: 240-67510-1

SDG No.:

Concentration Units: mg/Kg Lab Sample ID: MB 240-239687/1-A

Instrument Code: H1 Batch No.: 239777

CAS No.	Analyte	Concentration	C	Q	Method
7439-97-6	Mercury	0.014	U		7471A

7A-IN
LAB CONTROL SAMPLE
METALS

Lab ID: LCS 240-239687/2-A

Lab Name: TestAmerica Canton | Job No.: 240-67510-1

Sample Matrix: Solid | LCS Source: MTHGCALW_01270

Analyte	Solid(mg/Kg)							
	True	Found	C	%R	Limits		Q	Method
Mercury	0.833	0.872		105	80	120		7471A

Calculations are performed before rounding to avoid round-off errors in calculated results.

FORM VIIA - IN

12-IN
PREPARATION LOG
METALS

Lab Name: TestAmerica Canton Job No.: 240-67510-1

SDG No.:

Prep Method: 7470A

Lab Sample ID	Preparation Date	Prep Batch	Initial Weight	Initial Volume (mL)	Final Volume (mL)
LB 240-240108/1-C	07/28/2016 12:00	240212		50	50
MB 240-240212/2-A	07/28/2016 12:00	240212		50	50
LCS 240-240212/3-A	07/28/2016 12:00	240212		50	50
240-67510-6	07/28/2016 12:00	240212		50	50
240-67510-6 MS	07/28/2016 12:00	240212		50	50
240-67510-6 MSD	07/28/2016 12:00	240212		50	50
240-67510-1	07/28/2016 12:00	240212		50	50
240-67510-2	07/28/2016 12:00	240212		50	50
240-67510-3	07/28/2016 12:00	240212		50	50
240-67510-4	07/28/2016 12:00	240212		50	50
240-67510-5	07/28/2016 12:00	240212		50	50

3-IN
METHOD BLANK
METALS

Lab Name: TestAmerica Canton Job No.: 240-67510-1

SDG No.:

Concentration Units: mg/L Lab Sample ID: MB 240-240212/2-A

Instrument Code: H1 Batch No.: 240483

CAS No.	Analyte	Concentration	C	Q	Method
7439-97-6	Mercury	0.000090	U		7470A

3-IN
METHOD BLANK
METALS - SPLP EAST

Lab Name: TestAmerica Canton Job No.: 240-67510-1

SDG No.:

Concentration Units: mg/L Lab Sample ID: LB 240-240108/1-C

Instrument Code: H1 Batch No.: 240483

CAS No.	Analyte	Concentration	C	Q	Method
7439-97-6	Mercury	0.000090	U		7470A

7A-IN
LAB CONTROL SAMPLE
METALS

Lab ID: LCS 240-240212/3-A

Lab Name: TestAmerica Canton Job No.: 240-67510-1

Sample Matrix: Water LCS Source: MTHGCALW_01273

Analyte	Water(mg/L)							
	True	Found	C	%R	Limits		Q	Method
Mercury	0.00500	0.00529		106	80	120		7470A

Calculations are performed before rounding to avoid round-off errors in calculated results.

FORM VIIA - IN

5A-IN
MATRIX SPIKE SAMPLE RECOVERY
METALS - SPLP EAST

Client ID: BLD-SLAG3-071416 MS
Lab ID: 240-67510-6 MS
Lab Name: TestAmerica Canton
Job No.: 240-67510-1
SDG No.:
Matrix: Solid
Concentration Units: mg/L
% Solids:

Analyte	SSR	C	Sample Result (SR)	C	Spike Added (SA)	%R	Control Limit %R	Q	Method
Mercury	0.00488		0.000090	U	0.00500	98	80-120		7470A

SSR = Spiked Sample Result

Calculations are performed before rounding to avoid round-off errors in calculated results.

FORM VA - IN

5A-IN
MATRIX SPIKE DUPLICATE SAMPLE RECOVERY
METALS - SPLP EAST

Client ID: BLD-SLAG3-071416 MSD
Lab ID: 240-67510-6 MSD
Lab Name: TestAmerica Canton
Job No.: 240-67510-1
SDG No.:
Matrix: Solid
Concentration Units: mg/L
% Solids:

Analyte	(SDR) C		Spike Added (SA)	%R	Control Limit %R	RPD	RPD Limit	Q	Method
Mercury	0.00498		0.00500	100	80-120	2	20		7470A

SDR = Sample Duplicate Result

Calculations are performed before rounding to avoid round-off errors in calculated results.

FORM VD - IN

METALS BATCH WORKSHEET

Lab Name: TestAmerica Canton Job No.: 240-67510-1

SDG No.:

Batch Number: 239664 Batch Start Date: 07/25/16 11:47 Batch Analyst: Elshaw, Dale

Batch Method: 3050B Batch End Date: 07/25/16 18:00

Lab Sample ID	Client Sample ID	Method Chain	Basis	CalcMsg	InitialAmount	FinalAmount	MT1TO1HN03 01292	MTAGSPIKEW 00060	MTH202 00067
MB 240-239664/1		3050B, 6010C		CALC NOT SET TO RUN	1.00 g	100 mL	10 mL		10 mL
LCS 240-239664/2		3050B, 6010C		CALC NOT SET TO RUN	1.00 g	100 mL	10 mL	2 mL	10 mL
240-67510-B-1	BLG-SLAG1-071416	3050B, 6010C	T	CALC NOT SET TO RUN	1.04 g	100 mL	10 mL		10 mL
240-67510-B-2	BLG-SLAG2-071416	3050B, 6010C	T	CALC NOT SET TO RUN	1.36 g	100 mL	10 mL		10 mL
240-67510-B-3	BLG-SLAG3-071416	3050B, 6010C	T	CALC NOT SET TO RUN	1.38 g	100 mL	10 mL		10 mL
240-67510-B-4	BLD-SLAG1-071416	3050B, 6010C	T	CALC NOT SET TO RUN	1.00 g	100 mL	10 mL		10 mL
240-67510-B-5	BLD-SLAG2-071416	3050B, 6010C	T	CALC NOT SET TO RUN	1.40 g	100 mL	10 mL		10 mL
240-67510-B-6	BLD-SLAG3-071416	3050B, 6010C	T	CALC NOT SET TO RUN	1.18 g	100 mL	10 mL		10 mL

Lab Sample ID	Client Sample ID	Method Chain	Basis	MTICP1 00053	MTICP2A 00061	MTTMHCL 00118	MTTMHNO3 00092		
MB 240-239664/1		3050B, 6010C				10 mL	5 mL		
LCS 240-239664/2		3050B, 6010C		2 mL	2 mL	10 mL	5 mL		
240-67510-B-1	BLG-SLAG1-071416	3050B, 6010C	T			10 mL	5 mL		
240-67510-B-2	BLG-SLAG2-071416	3050B, 6010C	T			10 mL	5 mL		
240-67510-B-3	BLG-SLAG3-071416	3050B, 6010C	T			10 mL	5 mL		
240-67510-B-4	BLD-SLAG1-071416	3050B, 6010C	T			10 mL	5 mL		
240-67510-B-5	BLD-SLAG2-071416	3050B, 6010C	T			10 mL	5 mL		
240-67510-B-6	BLD-SLAG3-071416	3050B, 6010C	T			10 mL	5 mL		

Batch Notes	
Balance ID	b039
Blank Soil Lot Number	s608-6f020
Filter Paper ID	9699375
Hot Block ID	a1 a2
Pipette ID	MP1-MP2-MP5
Digestion Tube/Cup ID	160516

The pound sign (#) in the amount added field denotes that the reagent was used undiluted. All calculations are performed using the stated concentration for this reagent.

METALS BATCH WORKSHEET

Lab Name: TestAmerica Canton Job No.: 240-67510-1

SDG No.:

Batch Number: 239664 Batch Start Date: 07/25/16 11:47 Batch Analyst: Elshaw, Dale

Batch Method: 3050B Batch End Date: 07/25/16 18:00

Basis	Basis Description
T	Total/NA

The pound sign (#) in the amount added field denotes that the reagent was used undiluted. All calculations are performed using the stated concentration for this reagent.

METALS BATCH WORKSHEET

Lab Name: TestAmerica Canton Job No.: 240-67510-1

SDG No.:

Batch Number: 240108 Batch Start Date: 07/27/16 18:30 Batch Analyst: Hunter, Sean M

Batch Method: 1312 Batch End Date: 07/28/16 12:30

Lab Sample ID	Client Sample ID	Method Chain	Basis	EXSPLPACID 00008	EXSPLPEFLUID 00156	EXTCLPFILTERS 00030	AnalysisComment		
LB 240-240108/1		1312, 3010A, 6010C		1 mL	1 mL	1			
240-67510-B-1	BLG-SLAG1-071416	1312, 3010A, 6010C	E	1 mL	1 mL	1			
240-67510-B-2	BLG-SLAG2-071416	1312, 3010A, 6010C	E	1 mL	1 mL	1			
240-67510-B-3	BLG-SLAG3-071416	1312, 3010A, 6010C	E	1 mL	1 mL	1			
240-67510-B-4	BLD-SLAG1-071416	1312, 3010A, 6010C	E	1 mL	1 mL	1			
240-67510-B-5	BLD-SLAG2-071416	1312, 3010A, 6010C	E	1 mL	1 mL	1			
240-67510-B-6	BLD-SLAG3-071416	1312, 3010A, 6010C	E	1 mL	1 mL	1	MS/msd Hg		

Batch Notes	
Tumbler Rotations per Minute	A, B, I =31

Basis	Basis Description
E	SPLP East

The pound sign (#) in the amount added field denotes that the reagent was used undiluted. All calculations are performed using the stated concentration for this reagent.

METALS BATCH WORKSHEET

Lab Name: TestAmerica Canton Job No.: 240-67510-1

SDG No.:

Batch Number: 240211 Batch Start Date: 07/28/16 10:38 Batch Analyst: Dillon, William K

Batch Method: 3010A Batch End Date: 07/28/16 18:38

Lab Sample ID	Client Sample ID	Method Chain	Basis	InitialAmount	FinalAmount	MT1to1HCL 00065	MTAGSPIKEW 00060	MTICP1 00053	MTICP2A 00061
LB 240-240108/1-A		3010A, 6010C		50 mL	50 mL	5 mL			
MB 240-240211/2		3010A, 6010C		50 mL	50 mL	5 mL			
LCS 240-240211/3		3010A, 6010C		50 mL	50 mL	5 mL	1 mL	1 mL	1 mL
240-67510-B-1-C	BLG-SLAG1-071416	3010A, 6010C	E	50 mL	50 mL	5 mL			
240-67510-B-2-C	BLG-SLAG2-071416	3010A, 6010C	E	50 mL	50 mL	5 mL			
240-67510-B-3-C	BLG-SLAG3-071416	3010A, 6010C	E	50 mL	50 mL	5 mL			
240-67510-B-4-C	BLD-SLAG1-071416	3010A, 6010C	E	50 mL	50 mL	5 mL			
240-67510-B-5-C	BLD-SLAG2-071416	3010A, 6010C	E	50 mL	50 mL	5 mL			
240-67510-B-6-C	BLD-SLAG3-071416	3010A, 6010C	E	50 mL	50 mL	5 mL			

Lab Sample ID	Client Sample ID	Method Chain	Basis	MTTMHNO3 00092					
LB 240-240108/1-A		3010A, 6010C		3 mL					
MB 240-240211/2		3010A, 6010C		3 mL					
LCS 240-240211/3		3010A, 6010C		3 mL					
240-67510-B-1-C	BLG-SLAG1-071416	3010A, 6010C	E	3 mL					
240-67510-B-2-C	BLG-SLAG2-071416	3010A, 6010C	E	3 mL					
240-67510-B-3-C	BLG-SLAG3-071416	3010A, 6010C	E	3 mL					
240-67510-B-4-C	BLD-SLAG1-071416	3010A, 6010C	E	3 mL					
240-67510-B-5-C	BLD-SLAG2-071416	3010A, 6010C	E	3 mL					
240-67510-B-6-C	BLD-SLAG3-071416	3010A, 6010C	E	3 mL					

Batch Notes	
Hot Block ID	HB0
Pipette ID	MP1-MP3-MP5
Digestion Tube/Cup ID	1509104

The pound sign (#) in the amount added field denotes that the reagent was used undiluted. All calculations are performed using the stated concentration for this reagent.

METALS BATCH WORKSHEET

Lab Name: TestAmerica Canton Job No.: 240-67510-1

SDG No.:

Batch Number: 240211 Batch Start Date: 07/28/16 10:38 Batch Analyst: Dillon, William K

Batch Method: 3010A Batch End Date: 07/28/16 18:38

Basis	Basis Description
E	SPLP East

The pound sign (#) in the amount added field denotes that the reagent was used undiluted. All calculations are performed using the stated concentration for this reagent.

METALS BATCH WORKSHEET

Lab Name: TestAmerica Canton Job No.: 240-67510-1

SDG No.:

Batch Number: 240108 Batch Start Date: 07/27/16 18:30 Batch Analyst: Hunter, Sean M

Batch Method: 1312 Batch End Date: 07/28/16 12:30

Lab Sample ID	Client Sample ID	Method Chain	Basis	EXSPLPACID 00008	EXSPLPEFLUID 00156	EXTCLPFILTERS 00030	AnalysisComment		
LB 240-240108/1		1312, 7470A, 7470A		1 mL	1 mL	1			
240-67510-B-1	BLG-SLAG1-071416	1312, 7470A, 7470A	E	1 mL	1 mL	1			
240-67510-B-2	BLG-SLAG2-071416	1312, 7470A, 7470A	E	1 mL	1 mL	1			
240-67510-B-3	BLG-SLAG3-071416	1312, 7470A, 7470A	E	1 mL	1 mL	1			
240-67510-B-4	BLD-SLAG1-071416	1312, 7470A, 7470A	E	1 mL	1 mL	1			
240-67510-B-5	BLD-SLAG2-071416	1312, 7470A, 7470A	E	1 mL	1 mL	1			
240-67510-B-6	BLD-SLAG3-071416	1312, 7470A, 7470A	E	1 mL	1 mL	1	MS/msd Hg		

Batch Notes	
Tumbler Rotations per Minute	A, B, I =31

Basis	Basis Description
E	SPLP East

The pound sign (#) in the amount added field denotes that the reagent was used undiluted. All calculations are performed using the stated concentration for this reagent.

METALS BATCH WORKSHEET

Lab Name: TestAmerica Canton Job No.: 240-67510-1

SDG No.:

Batch Number: 240212 Batch Start Date: 07/28/16 12:00 Batch Analyst: Dillon, William K

Batch Method: 7470A Batch End Date: 07/28/16 14:00

Lab Sample ID	Client Sample ID	Method Chain	Basis	InitialAmount	FinalAmount	K2S2O8 00047	MTH2S04 00032	MTHGCALW 01273	MTKMN04W 00111
LB 240-240108/1-A		7470A, 7470A		50 mL	50 mL	4 mL	2.5 mL		7.5 mL
MB 240-240212/2		7470A, 7470A		50 mL	50 mL	4 mL	2.5 mL		7.5 mL
LCS 240-240212/3		7470A, 7470A		50 mL	50 mL	4 mL	2.5 mL	2.5 mL	7.5 mL
240-67510-B-6-C	BLD-SLAG3-071416	7470A, 7470A	E	50 mL	50 mL	4 mL	2.5 mL		7.5 mL
240-67510-B-6-C MS	BLD-SLAG3-071416	7470A, 7470A	E	50 mL	50 mL	4 mL	2.5 mL	2.5 mL	7.5 mL
240-67510-B-6-C MSD	BLD-SLAG3-071416	7470A, 7470A	E	50 mL	50 mL	4 mL	2.5 mL	2.5 mL	7.5 mL
240-67510-B-1-C	BLG-SLAG1-071416	7470A, 7470A	E	50 mL	50 mL	4 mL	2.5 mL		7.5 mL
240-67510-B-2-C	BLG-SLAG2-071416	7470A, 7470A	E	50 mL	50 mL	4 mL	2.5 mL		7.5 mL
240-67510-B-3-C	BLG-SLAG3-071416	7470A, 7470A	E	50 mL	50 mL	4 mL	2.5 mL		7.5 mL
240-67510-B-4-C	BLD-SLAG1-071416	7470A, 7470A	E	50 mL	50 mL	4 mL	2.5 mL		7.5 mL
240-67510-B-5-C	BLD-SLAG2-071416	7470A, 7470A	E	50 mL	50 mL	4 mL	2.5 mL		7.5 mL

Lab Sample ID	Client Sample ID	Method Chain	Basis	MTTMHNO3 00092					
LB 240-240108/1-A		7470A, 7470A		1.25 mL					
MB 240-240212/2		7470A, 7470A		1.25 mL					
LCS 240-240212/3		7470A, 7470A		1.25 mL					
240-67510-B-6-C	BLD-SLAG3-071416	7470A, 7470A	E	1.25 mL					
240-67510-B-6-C MS	BLD-SLAG3-071416	7470A, 7470A	E	1.25 mL					
240-67510-B-6-C MSD	BLD-SLAG3-071416	7470A, 7470A	E	1.25 mL					
240-67510-B-1-C	BLG-SLAG1-071416	7470A, 7470A	E	1.25 mL					
240-67510-B-2-C	BLG-SLAG2-071416	7470A, 7470A	E	1.25 mL					
240-67510-B-3-C	BLG-SLAG3-071416	7470A, 7470A	E	1.25 mL					
240-67510-B-4-C	BLD-SLAG1-071416	7470A, 7470A	E	1.25 mL					
240-67510-B-5-C	BLD-SLAG2-071416	7470A, 7470A	E	1.25 mL					

The pound sign (#) in the amount added field denotes that the reagent was used undiluted. All calculations are performed using the stated concentration for this reagent.

METALS BATCH WORKSHEET

Lab Name: TestAmerica Canton Job No.: 240-67510-1

SDG No.:

Batch Number: 240212 Batch Start Date: 07/28/16 12:00 Batch Analyst: Dillon, William K

Batch Method: 7470A Batch End Date: 07/28/16 14:00

Batch Notes	
Batch Comment	Takeout temps within range
Hot Block ID	B1
Pipette ID	MP2
Digestion Tube/Cup ID	1509104

Basis	Basis Description
E	SPLP East

The pound sign (#) in the amount added field denotes that the reagent was used undiluted. All calculations are performed using the stated concentration for this reagent.

METALS BATCH WORKSHEET

Lab Name: TestAmerica Canton Job No.: 240-67510-1

SDG No.:

Batch Number: 240392 Batch Start Date: 07/29/16 07:45 Batch Analyst: Dillon, William K

Batch Method: 7470A Batch End Date: 07/29/16 09:45

Lab Sample ID	Client Sample ID	Method Chain	Basis	InitialAmount	FinalAmount	K2S2O8 00047	MTH2S04 00032	MTHGCALW 01274	MTHgICV_00001 00042
ICV 240-240392/7		7470A, 7470A		50 mL	50 mL	4 mL	2.5 mL		2.5 mL
ICB 240-240392/8		7470A, 7470A		50 mL	50 mL	4 mL	2.5 mL		
CRA 240-240392/9		7470A, 7470A		50 mL	50 mL	4 mL	2.5 mL	0.1 mL	
CCV 240-240392/10		7470A, 7470A		50 mL	50 mL	4 mL	2.5 mL	2.5 mL	
CCB 240-240392/11		7470A, 7470A		50 mL	50 mL	4 mL	2.5 mL		

Lab Sample ID	Client Sample ID	Method Chain	Basis	MTKMN04W 00111	MTTMHNO3 00092				
ICV 240-240392/7		7470A, 7470A		7.5 mL	1.25 mL				
ICB 240-240392/8		7470A, 7470A		7.5 mL	1.25 mL				
CRA 240-240392/9		7470A, 7470A		7.5 mL	1.25 mL				
CCV 240-240392/10		7470A, 7470A		7.5 mL	1.25 mL				
CCB 240-240392/11		7470A, 7470A		7.5 mL	1.25 mL				

Batch Notes	
Batch Comment	take out temp in range
Hot Block ID	C3
Pipette ID	MP1, MP2
Digestion Tube/Cup ID	1509104

Basis	Basis Description

The pound sign (#) in the amount added field denotes that the reagent was used undiluted. All calculations are performed using the stated concentration for this reagent.

METALS BATCH WORKSHEET

Lab Name: TestAmerica Canton Job No.: 240-67510-1

SDG No.:

Batch Number: 239668 Batch Start Date: 07/25/16 07:50 Batch Analyst: Dillon, William K

Batch Method: 7471A Batch End Date: 07/25/16 08:20

Lab Sample ID	Client Sample ID	Method Chain	Basis	InitialAmount	FinalAmount	MTAQUAREGIA 01388	MTHGCALW 01270	MTHgICV_00001 00040	MTKMN04W 00111
ICV 240-239668/7		7471A, 7471A		100 mL	100 mL	5 mL		5 mL	15 mL
ICB 240-239668/8		7471A, 7471A		100 mL	100 mL	5 mL			15 mL
CRA 240-239668/9		7471A, 7471A		100 mL	100 mL	5 mL	0.2 mL		15 mL
CCV 240-239668/10		7471A, 7471A		100 mL	100 mL	5 mL	5 mL		15 mL
CCB 240-239668/11		7471A, 7471A		100 mL	100 mL	5 mL			15 mL

Batch Notes	
Batch Comment	take out temp in range
Hot Block ID	C3
Pipette ID	MP1, MP2
Digestion Tube/Cup ID	1509104

Basis	Basis Description

The pound sign (#) in the amount added field denotes that the reagent was used undiluted. All calculations are performed using the stated concentration for this reagent.

METALS BATCH WORKSHEET

Lab Name: TestAmerica Canton Job No.: 240-67510-1

SDG No.:

Batch Number: 239687 Batch Start Date: 07/25/16 16:00 Batch Analyst: Elshaw, Dale

Batch Method: 7471A Batch End Date: 07/25/16 16:30

Lab Sample ID	Client Sample ID	Method Chain	Basis	InitialAmount	FinalAmount	MTAQUAREGIA 01388	MTHGCALW 01270	MTKMN04W 00111	
MB 240-239687/1		7471A, 7471A		0.60 g	100 mL	5 mL		15 mL	
LCS 240-239687/2		7471A, 7471A		0.60 g	100 mL	5 mL	5 mL	15 mL	
240-67510-B-1	BLG-SLAG1-071416	7471A, 7471A	T	0.52 g	100 mL	5 mL		15 mL	
240-67510-B-2	BLG-SLAG2-071416	7471A, 7471A	T	0.57 g	100 mL	5 mL		15 mL	
240-67510-B-3	BLG-SLAG3-071416	7471A, 7471A	T	0.53 g	100 mL	5 mL		15 mL	
240-67510-B-4	BLD-SLAG1-071416	7471A, 7471A	T	0.61 g	100 mL	5 mL		15 mL	
240-67510-B-5	BLD-SLAG2-071416	7471A, 7471A	T	0.52 g	100 mL	5 mL		15 mL	
240-67510-B-6	BLD-SLAG3-071416	7471A, 7471A	T	0.50 g	100 mL	5 mL		15 mL	

Batch Notes	
Balance ID	b039
Batch Comment	Take out temps in range
Blank Soil Lot Number	s608-6f020
Hot Block ID	c2
Pipette ID	MP1-MP2-MP5
Digestion Tube/Cup ID	1512329

Basis	Basis Description
T	Total/NA

The pound sign (#) in the amount added field denotes that the reagent was used undiluted. All calculations are performed using the stated concentration for this reagent.

TETRA TECH

INTERNAL CORRESPONDENCE

TO: **M. MARTIN** **DATE:** **NOVEMBER 04, 2016**

FROM: **LEIGH A. CIOFANI** **COPIES:** **DV FILE**

SUBJECT: **INORGANIC DATA VALIDATION – METALS**
MRC – BLOCK G/D - FULL REVIEW
SAMPLE DELIVERY GROUP (SDG) 240-70382-1

SAMPLES: 12 / Slag / Metals

BLD-SLAG4-100416 (1)	BLD-SLAG4-100416 (2)	BLD-SLAG4-100416 (3)
BLD-SLAG5-100416 (1)	BLD-SLAG5-100416 (2)	BLD-SLAG5-100416 (3)
BLG-SLAG4-100416 (1)	BLG-SLAG4-100416 (2)	BLG-SLAG4-100416 (3)
BLG-SLAG5-100416 (1)	BLG-SLAG5-100416 (2)	BLG-SLAG5-100416 (3)

OVERVIEW

The sample set for MRC-Block G/D, SDG 240-70382-1 consists of (12) slag environmental samples. Samples were analyzed for metals.

The samples were collected by Tetra Tech on October 4, 2016 and analyzed by TestAmerica. Analyses were conducted in accordance with SW-846 Methods 6010C and 6020A analytical and reporting protocols. The samples were collected from four primary locations and were collected in triplicate in an attempt to achieve representative concentrations from each slag sample.

The data contained in this SDG were validated with regard to the following parameters: data completeness, holding times, ICP/MS tuning, initial/continuing calibrations, laboratory method/preparation blanks, surrogate spike recoveries, laboratory control sample results, matrix spike/matrix spike duplicate results, internal standard recoveries, analyte identification, analyte quantitation, and detection limits. Areas of concern with respect to data quality are listed below.

MAJOR PROBLEMS

- None.

MINOR PROBLEMS

- The following analyte was detected in the method/calibration blanks for method 6020A at the following maximum concentrations:

Analyte	Maximum Concentration	> or < RL
Beryllium	0.0870 ug/L(1)	< RL
Aluminum	4.60 mg/kg(2)	< RL
Calcium	38.2 mg/kg(2)	< RL
Cadmium	0.00460 mg/kg(2)	< RL
Cobalt	0.00360 mg/kg(2)	< RL
Chromium	0.119 mg/kg(2)	< RL
Copper	0.142 mg/kg(2)	< RL
Iron	12.0 mg/kg(2)	< RL
Potassium	5.41 mg/kg(2)	< RL
Magnesium	11.1 mg/kg(2)	< RL

Manganese	1.06 mg/kg(2)	> RL
Sodium	15.0 mg/kg(2)	< RL
Nickel	0.0538 mg/kg(2)	< RL
Lead	0.331 mg/kg(2)	> RL
Selenium	0.106 mg/kg(2)	< RL
Zinc	2.11 mg/kg(2)	< RL
Antimony	0.0504 mg/kg(2)	< RL

1 – Maximum concentration detected in calibration blank associated analyzed 10/14/16 at 20:29 affecting all samples.
2 – Maximum concentration detected in method blank associated with batch 250171 all samples.

Detected results reported for manganese and lead that were greater than the RL but less than 10x the blank concentration were qualified as estimated high (J+). Detected results for manganese and lead that were greater than 10x the blank concentration were not qualified. Detected results reported for the remaining analytes listed above that were below the RL were qualified as non-detected (U) due to blank contamination.

- The matrix spike (MS)/matrix spike duplicate (MSD) analysis performed on sample BLG-SLAG4-100416 (1) in the 6010C analysis had several %Rs that were outside the quality control acceptance range of 75-125% (but were greater than or equal to 30%) or RPDs that exceeded the quality control limit of 20% as follows:

Analyte	Noncompliance(s)	Action*
Aluminum	MS >125, MSD >125	NA; sample >4x spike
Silver	MS %R <75, MSD %R <75	J- and UJ
Barium	MSD %R >125, RPD >20	J
Beryllium	MS %R <75, MSD %R <75	J and UJ
Calcium	MS %R >125, MSD %R > 125	NA; sample >4x spike
Cadmium	MS %R <75, MSD %R <75	J and UJ
Chromium	MSD %R <75, RPD >20	J and UJ
Iron	MS %R >125, MSD %R >125, RPD >20	NA; sample >4x spike
Potassium	MS %R <75, MSD %R <75	J and UJ
Magnesium	MSD %R >125	NA; sample >4x spike
Manganese	MS %R >125, MSD %R >125	NA; sample >4x spike
Sodium	MS %R <75, MSD %R <75	J and UJ
Antimony	MS %R <75, MSD %R <75	J and UJ
Vanadium	MS %R >125, MSD %R <75, RPD >20	J and UJ
Lead	MS %R <75, MSD %R <75	J- and UJ
Selenium	MS %R <75	NA; MSD/RPD compliant
Thallium	MS %R <75, MSD %R <75	J and UJ

*Column shows qualifiers applied to detected and non-detected results, if applicable.

A post-digestion spike was analyzed, and the %Rs were less than the quality control limits for silver and lead but compliant for the remaining analytes listed above. Results for the analytes listed above were qualified as indicated in all samples analyzed by method 6010C. No action was taken for analytes with noncompliances when sample results for these metals were greater than 4x the spike added.

- The MS/MSD analysis performed on sample BLG-SLAG4-100416 (1) in the 6020A analysis had several %Rs that were outside the quality control acceptance range of 75-125% (but were greater than or equal to 30%) or RPDs that exceeded the quality control limit of 20% as follows:

Analyte	Noncompliance(s)	Action*
Aluminum	MS %R >125, MSD %R >125	NA; sample >4x spike
Barium	MS %R >125, MSD %R >125, RPD >20	J+
Beryllium	MS %R <75	NA; MSD/RPD compliant
Calcium	MS %R >125, MSD %R >125, RPD >20	NA; sample >4x spike
Cobalt	MS %R <75	NA; MSD/RPD compliant
Chromium	MS %R <75	NA; MSD/RPD compliant
Copper	MS %R <75	NA; MSD/RPD compliant
Potassium	MS %R >125, MSD %R <75, RPD >20	J and UJ
Magnesium	MS %R >125, MSD %R >125	NA; sample >4x spike
Manganese	MS %R >125, MSD %R >125	NA; sample >4x spike
Sodium	MSD %R <75, RPD >20	J and UJ
Nickel	MS %R <75, MSD %R <75	J and UJ
Selenium	MS %R <75, MSD %R <75	J and UJ
Vanadium	MSD %R <75, RPD >20	J- and UJ
Zinc	MS %R <75	NA; MSD/RPD compliant
Antimony	MS %R <75, MSD %R <75	J and UJ

*Column shows qualifiers applied to detected and non-detected results, if applicable.

A post-digestion spike was analyzed for the analytes listed above except for vanadium, and the %R was greater than the quality control limit for barium but compliant for the remaining analytes listed above. Detected results for the analytes listed above were qualified as indicated above in all samples analyzed by method 6020A. No action was taken for analytes with %Rs outside of the acceptance range when sample results for these metals were greater than 4x the spike added.

- The ICP-AES serial dilution for method 6010C had %Ds greater than the quality control limit of 10% for the following analytes: aluminum, barium, beryllium, chromium, iron, magnesium, sodium, and vanadium. Detected results for these analytes were qualified as estimated (J) in all samples analyzed by method 6010C.

- The ICP-MS (method 6020A) internal standard relative intensity (RI) was less than the lower quality control limit of 60% for Rhodium (Rh) for sample BLG-SLAG4-100416 (2) analyzed on 10/14/16 at 21:11. Silver and zinc were reported from the analysis on 10/14/16 and associated with this internal standard for sample BLG-SLAG4-100416 (2). Detected results for these analytes were qualified as estimated (J) in the affected sample.

- Detected results below the reporting limit (RL) but above the method detection limit (MDL) were qualified as estimated (J).

NOTES

Non-detected results were reported to the MDL.

The samples in this SDG contain four (4) samples collected in triplicate and analyzed for metals by two (2) methods, SW-846 6010C and 6020A. A comparison between the metals results was in general within reasonable experimental error. However, thallium results in the 6020A analysis were lower than those in the 6010C analysis. There were 8 of 12 detections for thallium in the 6010C analysis, whereas thallium was detected in 2 of 12 samples in the 6020A analysis.

The data reviewer noticed that the manganese concentration in sample BLG-SLAG5 (3) analyzed by Method 6020A was two orders of magnitude lower than the manganese concentrations in samples BLG-SLAG5 (1) and BLG-SLAG5 (2). The reviewer attempted to re-calculate the result and discovered that the

associated data was not included in the data package. The laboratory was contacted and was asked to provide the missing information. In the process of retrieving the data and examining the result, the laboratory concluded that the manganese result required re-analysis. The laboratory re-analyzed the sample for manganese on 11/02/16. The re-analyzed manganese result was reported at 3,700 mg/kg, which is consistent with the concentrations in the analyses for samples BLG-SLAG5 (1) and BLG-SLAG5 (2).

For the 6010C analysis, results for arsenic, calcium, copper, manganese, selenium, and thallium were analyzed at a dilution factor of 5 in samples BLD-SLAG4-100416 (1), BLD-SLAG4-100416 (2), BLG-SLAG4-100416 (1), BLG-SLAG4-100416 (2), and BLG-SLAG4-100416 (3) and a dilution factor of 2 in BLD-SLAG4-100416 (3). Results for arsenic, manganese, selenium, and thallium were analyzed at a dilution factor of 2 in samples BLD-SLAG5-100416 (1), BLD-SLAG5-100416 (2), BLD-SLAG5-100416 (3), BLG-SLAG5-100416 (1), BLG-SLAG5-100416 (2), and BLG-SLAG5-100416 (3).

The following analytes were detected in the method blank for method 6010C at the following maximum concentrations:

Analyte	Maximum Concentration	> or < RL
Calcium	32.5 mg/kg(1)	< RL
Chromium	0.0754 mg/kg(1)	< RL
Magnesium	11.0 mg/kg(1)	< RL
Manganese	0.131 mg/kg(1)	< RL

1 – Maximum concentration detected in method blank associated with batch 250171 affecting all samples.

No action was necessary because all results for the aforementioned analytes were greater than the RL in the affected samples.

EXECUTIVE SUMMARY

Laboratory Performance Issues: Some metals results analyzed by both methods were qualified due to method blank contamination. Results for several metals analyzed by both methods were qualified due to MS/MSD noncompliance. Several results analyzed by method 6010C were qualified due to ICP serial dilution noncompliance. Result for two metals analyzed by method 6020A were qualified as estimated in one sample due to internal standard noncompliance.

Other Factors Affecting Data Quality: Detected results below the RL but above the MDL were qualified as estimated.

The data for these analyses were reviewed with reference to the USEPA “National Functional Guidelines for Inorganic Superfund Methods Data Review” (September 2016). The text of this report has been formulated to address only those problem areas affecting data quality.

Leigh A. Ciofani

Tetra Tech
Leigh A. Ciofani
Environmental Scientist/Data Validator

Tetra Tech
Joseph A. Samchuck
Data Validation Manager

Attachments:
Appendix A – Qualified Analytical Results
Appendix B – Results as Reported by the Laboratory
Appendix C – Support Documentation

APPENDIX A

QUALIFIED ANALYTICAL RESULTS

Data Qualifier Definitions

The following definitions provide brief explanations of the validation qualifiers assigned to results in the data review process.

U	The analyte was analyzed for, but was not detected at a level greater than or equal to the level of the adjusted method detection limit for sample and method.
J	The analyte was positively identified and the associated numerical value is the approximate concentration of the analyte in the sample (due either to the quality of the data generated because certain quality control criteria were not met, or the concentration of the analyte was below the reporting limit).
J+	The result is an estimated quantity, but the result may be biased high.
J-	The result is an estimated quantity, but the result may be biased low.
UJ	The analyte was analyzed for, but was not detected. The reported detection limit is approximate and may be inaccurate or imprecise.
R	The sample result (detected) is unusable due to the quality of the data generated because certain criteria were not met. The analyte may or may not be present in the sample.
UR	The sample result (nondetected) is unusable due to the quality of the data generated because certain criteria were not met. The analyte may or may not be present in the sample.

Qualifier Codes:

A = Lab Blank Contamination
B = Field Blank Contamination
C = Calibration Noncompliance (i.e., % RSDs, %Ds, ICVs, CCVs, RRFs, etc.)
C01 = GC/MS Tuning Noncompliance
D = MS/MSD Recovery Noncompliance
E = LCS/LCSD Recovery Noncompliance
F = Lab Duplicate Imprecision
G = Field Duplicate Imprecision
H = Holding Time Exceedance
I = ICP Serial Dilution Noncompliance
J = ICP PDS Recovery Noncompliance; MSA's $r < 0.995$
K = ICP Interference - includes ICS % R Noncompliance
L = Instrument Calibration Range Exceedance
M = Sample Preservation Noncompliance
N = Internal Standard Noncompliance
N01 = Internal Standard Recovery Noncompliance Dioxins
N02 = Recovery Standard Noncompliance Dioxins
N03 = Clean-up Standard Noncompliance Dioxins
O = Poor Instrument Performance (i.e., base-time drifting)
P = Uncertainty near detection limit (< 2 x IDL for inorganics and <CRQL for organics)
Q = Other problems (can encompass a number of issues; i.e.chromatography,interferences, etc.)
R = Surrogates Recovery Noncompliance
S = Pesticide/PCB Resolution
T = % Breakdown Noncompliance for DDT and Endrin
U = RPD between columns/detectors >40% for positive results determined via GC/HPLC
V = Non-linear calibrations; correlation coefficient $r < 0.995$
W = EMPC result
X = Signal to noise response drop
Y = Percent solids <30%
Z = Uncertainty at 2 standard deviations is greater than sample activity
Z1 = Tentatively Identified Compound considered presumptively present
Z2 = Tentatively Identified Compound column bleed
Z3 = Tentatively Identified Compound aldol condensate
Z4 = Sample activity is less than the at uncertainty at 3 standard deviations and greater than the MDC
Z5 = Sample activity is less than the at uncertainty at 3 standard deviations and less than the MDC

PROJ_NO: 07931	NSAMPLE	BLD-SLAG4-100416 (1)			BLD-SLAG4-100416 (2)			BLD-SLAG4-100416 (3)			BLD-SLAG5-100416 (1)		
SDG: 240-70382-1	LAB_ID	240-70382-7			240-70382-8			240-70382-9			240-70382-10		
FRACTION: M	SAMP_DATE	10/4/2016			10/4/2016			10/4/2016			10/4/2016		
MEDIA: SOIL	QC_TYPE	NM			NM			NM			NM		
	UNITS	MG/KG			MG/KG			MG/KG			MG/KG		
	PCT_SOLIDS	95.3			95.3			95.3			97.3		
	DUP_OF												
PARAMETER		RESULT	VQL	QLCD	RESULT	VQL	QLCD	RESULT	VQL	QLCD	RESULT	VQL	QLCD
ALUMINUM		13000	J	I	13000	J	I	15000	J	I	10000	J	I
ANTIMONY		0.75	J	DP	0.39	UJ	D	0.44	J	DP	0.47	UJ	D
ARSENIC		1.5	U		1.7	U		0.82	J	P	0.81	U	
BARIUM		210	J	DI	160	J	DI	200	J	DI	100	J	DI
BERYLLIUM		2.1	J	DI	1.9	J	DI	2.4	J	DI	1.6	J	DI
CADMIUM		0.19	J	DP	0.28	J	DP	0.12	J	DP	0.068	J	DP
CALCIUM		88000			90000			95000			57000		
CHROMIUM		11	J	DI	8.6	J	DI	3.2	J	DI	5.2	J	DI
COBALT		0.28	J	P	0.26	J	P	0.3	J	P	0.089	J	P
COPPER		2.7	J	P	3.6	J	P	2.8	J	P	2.1	J	P
IRON		710	J	I	840	J	I	850	J	I	240	J	I
LEAD		6.3	J-	D	4.4	J-	D	3.4	J-	D	2	J-	D
MAGNESIUM		19000	J	I	22000	J	I	23000	J	I	17000	J	I
MANGANESE		3300			3500			2100			2400		
NICKEL		1.7	J	P	1.7	J	P	1.4	J	P	0.72	J	P
POTASSIUM		1200	J	D	1200	J	D	860	J	D	870	J	D
SELENIUM		1.2	U		1.4	U		0.72	J	P	0.67	U	
SILVER		0.045	UJ	D	0.051	UJ	D	0.053	UJ	D	0.062	UJ	D
SODIUM		840	J	DI	950	J	DI	550	J	DI	390	J	DIP
THALLIUM		1.1	J	DP	0.68	J	DP	0.59	J	DP	0.26	UJ	D
VANADIUM		14	J	DI	22	J	DI	2	J	DI	3.1	J	DI
ZINC		15			17			8.1			4.6	J	P

PROJ_NO: 07931	NSAMPLE	BLD-SLAG5-100416 (2)			BLD-SLAG5-100416 (3)			BLG-SLAG4-100416 (1)			BLG-SLAG4-100416 (2)		
SDG: 240-70382-1	LAB_ID	240-70382-11			240-70382-12			240-70382-1			240-70382-2		
FRACTION: M	SAMP_DATE	10/4/2016			10/4/2016			10/4/2016			10/4/2016		
MEDIA: SOIL	QC_TYPE	NM			NM			NM			NM		
	UNITS	MG/KG			MG/KG			MG/KG			MG/KG		
	PCT_SOLIDS	97.3			97.3			97.5			97.5		
	DUP_OF												
PARAMETER		RESULT	VQL	QLCD	RESULT	VQL	QLCD	RESULT	VQL	QLCD	RESULT	VQL	QLCD
ALUMINUM		11000	J	I	10000	J	I	11000	J	I	19000	J	I
ANTIMONY		0.49	J	DP	0.44	UJ	D	0.42	J	DP	0.42	UJ	D
ARSENIC		0.72	J	P	0.75	U		1.6	U		1.8	U	
BARIUM		150	J	DI	190	J	DI	110	J	DI	250	J	DI
BERYLLIUM		2.2	J	DI	1.4	J	DI	1.1	J	DI	1.5	J	DI
CADMIUM		0.075	J	DP	0.24	J	DP	0.096	J	DP	0.5	J	D
CALCIUM		56000			44000			65000			120000		
CHROMIUM		5.5	J	DI	6.4	J	DI	7.1	J	DI	9.6	J	DI
COBALT		0.28	J	P	0.28	J	P	0.24	J	P	0.59	J	P
COPPER		2.5			2.8			1.4	J	P	4.1	J	P
IRON		2900	J	I	740	J	I	440	J	I	1100	J	I
LEAD		1.7	J-	D	24	J-	D	4	J-	D	5.8	J-	D
MAGNESIUM		18000	J	I	16000	J	I	18000	J	I	24000	J	I
MANGANESE		1600			1800			2200			3900		
NICKEL		1.6	J	P	2.2	J	P	1.1	J	P	2.7	J	P
POTASSIUM		660	J	D	620	J	D	990	J	D	1200	J	D
SELENIUM		0.55	U		0.62	U		1.4	U		1.5	U	
SILVER		0.051	UJ	D	0.057	UJ	D	0.05	UJ	D	0.056	UJ	D
SODIUM		520	J	DI	1100	J	DI	1200	J	DI	1500	J	DI
THALLIUM		0.21	UJ	D	0.28	J	DP	0.52	UJ	D	0.79	J	DP
VANADIUM		2.8	J	DI	20	J	DI	25	J	DI	52	J	DI
ZINC		4.9			16			12			25		

PROJ_NO: 07931	NSAMPLE	BLG-SLAG4-100416 (3)			BLG-SLAG5-100416 (1)			BLG-SLAG5-100416 (2)			BLG-SLAG5-100416 (3)		
SDG: 240-70382-1	LAB_ID	240-70382-3			240-70382-4			240-70382-5			240-70382-6		
FRACTION: M	SAMP_DATE	10/4/2016			10/4/2016			10/4/2016			10/4/2016		
MEDIA: SOIL	QC_TYPE	NM			NM			NM			NM		
	UNITS	MG/KG			MG/KG			MG/KG			MG/KG		
	PCT_SOLIDS	97.5			94.5			94.5			94.5		
	DUP_OF												
PARAMETER		RESULT	VQL	QLCD	RESULT	VQL	QLCD	RESULT	VQL	QLCD	RESULT	VQL	QLCD
ALUMINUM		16000	J	I	8700	J	I	14000	J	I	13000	J	I
ANTIMONY		0.43	UJ	D	0.43	UJ	D	0.45	UJ	D	0.4	UJ	D
ARSENIC		1.8	U		0.73	U		1.1	J	P	1.7	U	
BARIUM		260	J	DI	140	J	DI	170	J	DI	220	J	DI
BERYLLIUM		1.8	J	DI	0.79	J	DI	2.3	J	DI	1.6	J	DI
CADMIUM		0.38	J	DP	0.2	J	DP	0.21	J	DP	1.6	J	D
CALCIUM		97000			39000			75000			64000		
CHROMIUM		13	J	DI	9.5	J	DI	5.5	J	DI	23	J	DI
COBALT		0.35	J	P	0.93			0.29	J	P	2.4		
COPPER		3.1	J	P	7.4			3.3			12		
IRON		770	J	I	3500	J	I	2100	J	I	6200	J	I
LEAD		7.6	J-	D	4.7	J-	D	3	J-	D	9.2	J-	D
MAGNESIUM		21000	J	I	14000	J	I	22000	J	I	20000	J	I
MANGANESE		4400			2200			2300			3300		
NICKEL		1.6	J	P	3	J	P	1.1	J	P	4.8		
POTASSIUM		1300	J	D	820	J	D	690	J	D	1500	J	D
SELENIUM		1.5	U		0.6	U		0.64	U		1.4	U	
SILVER		0.057	UJ	D	0.056	UJ	D	0.06	UJ	D	0.052	UJ	D
SODIUM		1200	J	DI	1100	J	DI	600	J	DI	880	J	DI
THALLIUM		1.2	J	DP	0.44	J	DP	0.5	J	DP	0.54	UJ	D
VANADIUM		47	J	DI	34	J	DI	9.9	J	DI	65	J	DI
ZINC		28			23			16			65		

PROJ_NO: 07931	NSAMPLE	BLD-SLAG4-100416 (1)			BLD-SLAG4-100416 (2)			BLD-SLAG4-100416 (3)			BLD-SLAG5-100416 (1)		
SDG: 240-70382-1	LAB_ID	240-70382-7			240-70382-8			240-70382-9			240-70382-10		
FRACTION: M6020	SAMP_DATE	10/4/2016			10/4/2016			10/4/2016			10/4/2016		
MEDIA: SOIL	QC_TYPE	NM			NM			NM			NM		
	UNITS	MG/KG			MG/KG			MG/KG			MG/KG		
	PCT_SOLIDS	95.3			95.3			95.3			97.3		
	DUP_OF												
PARAMETER		RESULT	VQL	QLCD	RESULT	VQL	QLCD	RESULT	VQL	QLCD	RESULT	VQL	QLCD
ALUMINUM		15000			15000			17000			11000		
ANTIMONY		1.5	J	D	0.71	J	D	1.1	J	D	0.32	U	A
ARSENIC		0.63	J	P	0.6	J	P	0.69	J	P	0.32	J	P
BARIUM		320	J+	D	250	J+	D	300	J+	D	130	J+	D
BERYLLIUM		2.6			2.4			3			1.8		
CADMIUM		0.21			0.31			0.12	U	A	0.046	U	A
CALCIUM		95000			97000			110000			66000		
CHROMIUM		13			10			3.7			5.7		
COBALT		0.17			0.15	U	A	0.16	U	A	0.054	U	A
COPPER		2.5			3			2.4			2.1		
IRON		890			1100			1100			270		
LEAD		7.7			4.8			3.4			1.4	J+	A
MAGNESIUM		23000			26000			27000			18000		
MANGANESE		3500			3800			2400			2500		
NICKEL		1	J	D	0.94	J	D	0.62	J	D	0.32	U	A
POTASSIUM		1400	J	D	1500	J	D	1000	J	D	970	J	D
SELENIUM		1.8	J	D	2	J	D	2	J	D	1.1	J	D
SILVER		0.023	J	P	0.022	J	P	0.017	J	P	0.0045	J	P
SODIUM		980	J	D	1100	J	D	640	J	D	420	J	D
THALLIUM		0.014	U		0.015	U		0.016	U		0.019	U	
VANADIUM		18	J-	D	28	J-	D	3.3	J-	D	3.7	J-	D
ZINC		13			15			7.2			4.2		

PROJ_NO: 07931	NSAMPLE	BLD-SLAG5-100416 (2)			BLD-SLAG5-100416 (3)			BLG-SLAG4-100416 (1)			BLG-SLAG4-100416 (2)		
SDG: 240-70382-1	LAB_ID	240-70382-11			240-70382-12			240-70382-1			240-70382-2		
FRACTION: M6020	SAMP_DATE	10/4/2016			10/4/2016			10/4/2016			10/4/2016		
MEDIA: SOIL	QC_TYPE	NM			NM			NM			NM		
	UNITS	MG/KG			MG/KG			MG/KG			MG/KG		
	PCT_SOLIDS	97.3			97.3			97.5			97.5		
	DUP_OF												
PARAMETER		RESULT	VQL	QLCD	RESULT	VQL	QLCD	RESULT	VQL	QLCD	RESULT	VQL	QLCD
ALUMINUM		13000			10000			12000			23000		
ANTIMONY		0.82	J	D	0.22	U	A	0.72	J	D	0.21	U	A
ARSENIC		0.7	J	P	0.47	J	P	0.43	J	P	0.84	J	P
BARIUM		220	J+	D	260	J+	D	140	J+	D	450	J+	D
BERYLLIUM		2.5			1.5			1.5			1.8		
CADMIUM		0.066	U	A	0.22			0.088	U	A	0.64		
CALCIUM		72000			50000			65000			130000		
CHROMIUM		6.6			6.9			8			12		
COBALT		0.26			0.18			0.14	U	A	0.37		
COPPER		2.7			2.9			1.7			3.6		
IRON		3500			820			500			1400		
LEAD		1.2	J+	A	31			4.4			8.2		
MAGNESIUM		20000			16000			20000			30000		
MANGANESE		1800			1900			2200			4300		
NICKEL		1.2	J	D	1.8	J	D	0.6	J	D	1.8	J	D
POTASSIUM		780	J	D	680	J	D	1100	J	D	1500	J	D
SELENIUM		1.5	J	D	1.5	J	D	1.5	J	D	2.7	J	D
SILVER		0.013	J	P	0.016	J	P	0.018	J	P	0.038	J	NP
SODIUM		850	J	D	1100	J	D	1300	J	D	1800	J	D
THALLIUM		0.015	U		0.017	U		0.021	J	P	0.031	J	P
VANADIUM		3.8	J-	D	23	J-	D	29	J-	D	73	J-	D
ZINC		4.7			14			10			24	J	N

PROJ_NO: 07931	NSAMPLE	BLG-SLAG4-100416 (3)			BLG-SLAG5-100416 (1)			BLG-SLAG5-100416 (2)			BLG-SLAG5-100416 (3)		
SDG: 240-70382-1	LAB_ID	240-70382-3			240-70382-4			240-70382-5			240-70382-6		
FRACTION: M6020	SAMP_DATE	10/4/2016			10/4/2016			10/4/2016			10/4/2016		
MEDIA: SOIL	QC_TYPE	NM			NM			NM			NM		
	UNITS	MG/KG			MG/KG			MG/KG			MG/KG		
	PCT_SOLIDS	97.5			94.5			94.5			94.5		
	DUP_OF												
PARAMETER		RESULT	VQL	QLCD	RESULT	VQL	QLCD	RESULT	VQL	QLCD	RESULT	VQL	QLCD
ALUMINUM		17000			9100			15000			15000		
ANTIMONY		0.13	U	A	0.2	U	A	0.24	U	A	0.72	J	D
ARSENIC		0.7	J	P	0.64	J	P	0.73	J	P	1.3		
BARIUM		370	J+	D	180	J+	D	210	J+	D	330	J+	D
BERYLLIUM		2.1			0.85			2.6			1.9		
CADMIUM		0.38			0.18			0.19			1.8		
CALCIUM		100000			43000			90000			79000		
CHROMIUM		14			10			6.1			27		
COBALT		0.18			0.83			0.24			2.1		
COPPER		2.7			7.6			3.1			12		
IRON		900			3800			2300			7300		
LEAD		8.7			5.1			2.6	J+	A	12		
MAGNESIUM		23000			14000			23000			22000		
MANGANESE		4600			2400			2600			3700		
NICKEL		0.88	J	D	2.6	J	D	0.49	J	D	3.5	J	D
POTASSIUM		1500	J	D	860	J	D	770	J	D	1700	J	D
SELENIUM		1.8	J	D	1.4	J	D	1.7	J	D	2	J	D
SILVER		0.024	J	P	0.034	J	P	0.022	J	P	0.072	J	P
SODIUM		1300	J	D	1100	J	D	660	J	D	980	J	D
THALLIUM		0.017	U		0.017	U		0.018	U		0.016	U	
VANADIUM		55	J-	D	39	J-	D	12	J-	D	81	J-	D
ZINC		24			20			15			57		

APPENDIX B

RESULTS AS REPORTED BY THE LABORATORY

1A-IN
INORGANIC ANALYSIS DATA SHEET
METALS

Client Sample ID: BLD-SLAG4-100416 (1)
Lab Sample ID: 240-70382-7
Lab Name: TestAmerica Canton
Job No.: 240-70382-1
SDG ID.:
Matrix: Solid
Date Sampled: 10/04/2016 08:50
Reporting Basis: DRY
Date Received: 10/05/2016 09:15
% Solids: 95.3

CAS No.	Analyte	Result	RL	MDL	Units	C	Q	DIL	Method
7429-90-5	Aluminum	13000	14	4.2	mg/Kg			1	6010C
7440-22-4	Silver	0.045	0.72	0.045	mg/Kg	U		1	6010C
7440-39-3	Barium	210	14	0.29	mg/Kg			1	6010C
7440-41-7	Beryllium	2.1	0.36	0.019	mg/Kg			1	6010C
7440-70-2	Calcium	88000	1800	83	mg/Kg		B	5	6010C
7440-43-9	Cadmium	0.19	0.36	0.015	mg/Kg	J		1	6010C
7440-48-4	Cobalt	0.28	0.72	0.034	mg/Kg	J		1	6010C
7440-47-3	Chromium	11	0.72	0.054	mg/Kg		B	1	6010C
7440-50-8	Copper	2.7	9.0	0.83	mg/Kg	J		5	6010C
7439-89-6	Iron	710	14	2.3	mg/Kg			1	6010C
7440-09-7	Potassium	1200	360	4.5	mg/Kg			1	6010C
7439-95-4	Magnesium	19000	360	3.7	mg/Kg		B	1	6010C
7439-96-5	Manganese	3300	5.4	0.30	mg/Kg		B	5	6010C
7440-23-5	Sodium	840	360	14	mg/Kg			1	6010C
7440-02-0	Nickel	1.7	2.9	0.057	mg/Kg	J		1	6010C
7440-36-0	Antimony	0.75	1.4	0.34	mg/Kg	J		1	6010C
7440-62-2	Vanadium	14	0.72	0.14	mg/Kg			1	6010C
7440-66-6	Zinc	15	3.6	0.40	mg/Kg			1	6010C
7440-38-2	Arsenic	1.5	5.4	1.5	mg/Kg	U		5	6010C
7439-92-1	Lead	6.3	0.72	0.14	mg/Kg			1	6010C
7782-49-2	Selenium	1.2	7.2	1.2	mg/Kg	U		5	6010C
7440-28-0	Thallium	1.1	7.2	0.47	mg/Kg	J		5	6010C
7440-22-4	Silver	0.023	0.14	0.0010	mg/Kg	J		2	6020A
7429-90-5	Aluminum	15000	7.2	0.45	mg/Kg		B	2	6020A
7440-38-2	Arsenic	0.63	0.72	0.019	mg/Kg	J		2	6020A
7440-39-3	Barium	320	0.72	0.16	mg/Kg			2	6020A
7440-41-7	Beryllium	2.6	0.14	0.0079	mg/Kg			2	6020A
7440-70-2	Calcium	95000	720	79	mg/Kg		B	10	6020A
7440-43-9	Cadmium	0.21	0.14	0.0027	mg/Kg		B	2	6020A
7440-48-4	Cobalt	0.17	0.14	0.0012	mg/Kg		B	2	6020A
7440-47-3	Chromium	13	0.29	0.043	mg/Kg		B	2	6020A
7440-50-8	Copper	2.5	0.29	0.070	mg/Kg		B	2	6020A
7439-89-6	Iron	890	14	2.3	mg/Kg		B	2	6020A
7440-09-7	Potassium	1400	140	3.5	mg/Kg		B	2	6020A
7439-95-4	Magnesium	23000	140	2.9	mg/Kg		B	2	6020A
7439-96-5	Manganese	3500	3.6	0.43	mg/Kg		B	10	6020A
7440-23-5	Sodium	980	140	6.2	mg/Kg		B	2	6020A
7440-02-0	Nickel	1.0	0.29	0.028	mg/Kg		B	2	6020A
7439-92-1	Lead	7.7	0.14	0.032	mg/Kg		B	2	6020A
7782-49-2	Selenium	1.8	0.72	0.029	mg/Kg		B	2	6020A
7440-62-2	Vanadium	18	0.72	0.027	mg/Kg			2	6020A
7440-66-6	Zinc	13	2.9	0.36	mg/Kg		B	2	6020A
7440-36-0	Antimony	1.5	0.29	0.010	mg/Kg		B	2	6020A
7440-28-0	Thallium	0.014	0.29	0.014	mg/Kg	U		2	6020A

1A-IN
INORGANIC ANALYSIS DATA SHEET
METALS

Client Sample ID: BLD-SLAG4-100416 (2) Lab Sample ID: 240-70382-8

Lab Name: TestAmerica Canton Job No.: 240-70382-1

SDG ID.:

Matrix: Solid Date Sampled: 10/04/2016 08:50

Reporting Basis: DRY Date Received: 10/05/2016 09:15

% Solids: 95.3

CAS No.	Analyte	Result	RL	MDL	Units	C	Q	DIL	Method
7429-90-5	Aluminum	13000	16	4.7	mg/Kg			1	6010C
7440-22-4	Silver	0.051	0.81	0.051	mg/Kg	U		1	6010C
7440-39-3	Barium	160	16	0.33	mg/Kg			1	6010C
7440-41-7	Beryllium	1.9	0.41	0.021	mg/Kg			1	6010C
7440-70-2	Calcium	90000	2000	93	mg/Kg		B	5	6010C
7440-43-9	Cadmium	0.28	0.41	0.017	mg/Kg	J		1	6010C
7440-48-4	Cobalt	0.26	0.81	0.038	mg/Kg	J		1	6010C
7440-47-3	Chromium	8.6	0.81	0.061	mg/Kg		B	1	6010C
7440-50-8	Copper	3.6	10	0.93	mg/Kg	J		5	6010C
7439-89-6	Iron	840	16	2.6	mg/Kg			1	6010C
7440-09-7	Potassium	1200	410	5.0	mg/Kg			1	6010C
7439-95-4	Magnesium	22000	410	4.2	mg/Kg		B	1	6010C
7439-96-5	Manganese	3500	6.1	0.34	mg/Kg		B	5	6010C
7440-23-5	Sodium	950	410	15	mg/Kg			1	6010C
7440-02-0	Nickel	1.7	3.3	0.065	mg/Kg	J		1	6010C
7440-36-0	Antimony	0.39	1.6	0.39	mg/Kg	U		1	6010C
7440-62-2	Vanadium	22	0.81	0.16	mg/Kg			1	6010C
7440-66-6	Zinc	17	4.1	0.46	mg/Kg			1	6010C
7440-38-2	Arsenic	1.7	6.1	1.7	mg/Kg	U		5	6010C
7439-92-1	Lead	4.4	0.81	0.16	mg/Kg			1	6010C
7782-49-2	Selenium	1.4	8.1	1.4	mg/Kg	U		5	6010C
7440-28-0	Thallium	0.68	8.1	0.53	mg/Kg	J		5	6010C
7440-22-4	Silver	0.022	0.16	0.0011	mg/Kg	J		2	6020A
7429-90-5	Aluminum	15000	8.1	0.50	mg/Kg		B	2	6020A
7440-38-2	Arsenic	0.60	0.81	0.021	mg/Kg	J		2	6020A
7440-39-3	Barium	250	0.81	0.18	mg/Kg			2	6020A
7440-41-7	Beryllium	2.4	0.16	0.0089	mg/Kg			2	6020A
7440-70-2	Calcium	97000	810	89	mg/Kg		B	10	6020A
7440-43-9	Cadmium	0.31	0.16	0.0030	mg/Kg		B	2	6020A
7440-48-4	Cobalt	0.15	0.16	0.0014	mg/Kg	J	B	2	6020A
7440-47-3	Chromium	10	0.33	0.049	mg/Kg		B	2	6020A
7440-50-8	Copper	3.0	0.33	0.079	mg/Kg		B	2	6020A
7439-89-6	Iron	1100	16	2.6	mg/Kg		B	2	6020A
7440-09-7	Potassium	1500	160	4.0	mg/Kg		B	2	6020A
7439-95-4	Magnesium	26000	160	3.3	mg/Kg		B	2	6020A
7439-96-5	Manganese	3800	4.1	0.49	mg/Kg		B	10	6020A
7440-23-5	Sodium	1100	160	7.1	mg/Kg		B	2	6020A
7440-02-0	Nickel	0.94	0.33	0.032	mg/Kg		B	2	6020A
7439-92-1	Lead	4.8	0.16	0.037	mg/Kg		B	2	6020A
7782-49-2	Selenium	2.0	0.81	0.033	mg/Kg		B	2	6020A
7440-62-2	Vanadium	28	0.81	0.030	mg/Kg			2	6020A
7440-66-6	Zinc	15	3.3	0.41	mg/Kg		B	2	6020A
7440-36-0	Antimony	0.71	0.33	0.011	mg/Kg		B	2	6020A
7440-28-0	Thallium	0.015	0.33	0.015	mg/Kg	U		2	6020A

1A-IN
INORGANIC ANALYSIS DATA SHEET
METALS

Client Sample ID: BLD-SLAG4-100416 (3)
Lab Sample ID: 240-70382-9
Lab Name: TestAmerica Canton
Job No.: 240-70382-1
SDG ID.:
Matrix: Solid
Date Sampled: 10/04/2016 08:50
Reporting Basis: DRY
Date Received: 10/05/2016 09:15
% Solids: 95.3

CAS No.	Analyte	Result	RL	MDL	Units	C	Q	DIL	Method
7429-90-5	Aluminum	15000	17	4.9	mg/Kg			1	6010C
7440-22-4	Silver	0.053	0.84	0.053	mg/Kg	U		1	6010C
7440-39-3	Barium	200	17	0.34	mg/Kg			1	6010C
7440-41-7	Beryllium	2.4	0.42	0.022	mg/Kg			1	6010C
7440-70-2	Calcium	95000	840	39	mg/Kg		B	2	6010C
7440-43-9	Cadmium	0.12	0.42	0.018	mg/Kg	J		1	6010C
7440-48-4	Cobalt	0.30	0.84	0.039	mg/Kg	J		1	6010C
7440-47-3	Chromium	3.2	0.84	0.063	mg/Kg		B	1	6010C
7440-50-8	Copper	2.8	4.2	0.39	mg/Kg	J		2	6010C
7439-89-6	Iron	850	17	2.7	mg/Kg			1	6010C
7440-09-7	Potassium	860	420	5.2	mg/Kg			1	6010C
7439-95-4	Magnesium	23000	420	4.4	mg/Kg		B	1	6010C
7439-96-5	Manganese	2100	2.5	0.14	mg/Kg		B	2	6010C
7440-23-5	Sodium	550	420	16	mg/Kg			1	6010C
7440-02-0	Nickel	1.4	3.4	0.067	mg/Kg	J		1	6010C
7440-36-0	Antimony	0.44	1.7	0.40	mg/Kg	J		1	6010C
7440-62-2	Vanadium	2.0	0.84	0.17	mg/Kg			1	6010C
7440-66-6	Zinc	8.1	4.2	0.47	mg/Kg			1	6010C
7440-38-2	Arsenic	0.82	2.5	0.69	mg/Kg	J		2	6010C
7439-92-1	Lead	3.4	0.84	0.17	mg/Kg			1	6010C
7782-49-2	Selenium	0.72	3.4	0.57	mg/Kg	J		2	6010C
7440-28-0	Thallium	0.59	3.4	0.22	mg/Kg	J		2	6010C
7440-22-4	Silver	0.017	0.17	0.0012	mg/Kg	J		2	6020A
7429-90-5	Aluminum	17000	8.4	0.52	mg/Kg		B	2	6020A
7440-38-2	Arsenic	0.69	0.84	0.022	mg/Kg	J		2	6020A
7440-39-3	Barium	300	0.84	0.18	mg/Kg			2	6020A
7440-41-7	Beryllium	3.0	0.17	0.0092	mg/Kg			2	6020A
7440-70-2	Calcium	110000	840	92	mg/Kg		B	10	6020A
7440-43-9	Cadmium	0.12	0.17	0.0031	mg/Kg	J	B	2	6020A
7440-48-4	Cobalt	0.16	0.17	0.0014	mg/Kg	J	B	2	6020A
7440-47-3	Chromium	3.7	0.34	0.050	mg/Kg		B	2	6020A
7440-50-8	Copper	2.4	0.34	0.081	mg/Kg		B	2	6020A
7439-89-6	Iron	1100	17	2.7	mg/Kg		B	2	6020A
7440-09-7	Potassium	1000	170	4.1	mg/Kg		B	2	6020A
7439-95-4	Magnesium	27000	170	3.4	mg/Kg		B	2	6020A
7439-96-5	Manganese	2400	4.2	0.50	mg/Kg		B	10	6020A
7440-23-5	Sodium	640	170	7.3	mg/Kg		B	2	6020A
7440-02-0	Nickel	0.62	0.34	0.033	mg/Kg		B	2	6020A
7439-92-1	Lead	3.4	0.17	0.038	mg/Kg		B	2	6020A
7782-49-2	Selenium	2.0	0.84	0.034	mg/Kg		B	2	6020A
7440-62-2	Vanadium	3.3	0.84	0.031	mg/Kg			2	6020A
7440-66-6	Zinc	7.2	3.4	0.42	mg/Kg		B	2	6020A
7440-36-0	Antimony	1.1	0.34	0.012	mg/Kg		B	2	6020A
7440-28-0	Thallium	0.016	0.34	0.016	mg/Kg	U		2	6020A

1A-IN
INORGANIC ANALYSIS DATA SHEET
METALS

Client Sample ID: BLD-SLAG5-100416 (1)
Lab Sample ID: 240-70382-10
Lab Name: TestAmerica Canton
Job No.: 240-70382-1
SDG ID.:
Matrix: Solid
Date Sampled: 10/04/2016 09:00
Reporting Basis: DRY
Date Received: 10/05/2016 09:15
% Solids: 97.3

CAS No.	Analyte	Result	RL	MDL	Units	C	Q	DIL	Method
7429-90-5	Aluminum	10000	20	5.7	mg/Kg			1	6010C
7440-22-4	Silver	0.062	0.99	0.062	mg/Kg	U		1	6010C
7440-39-3	Barium	100	20	0.41	mg/Kg			1	6010C
7440-41-7	Beryllium	1.6	0.49	0.026	mg/Kg			1	6010C
7440-70-2	Calcium	57000	490	23	mg/Kg		B	1	6010C
7440-43-9	Cadmium	0.068	0.49	0.021	mg/Kg	J		1	6010C
7440-48-4	Cobalt	0.089	0.99	0.046	mg/Kg	J		1	6010C
7440-47-3	Chromium	5.2	0.99	0.074	mg/Kg		B	1	6010C
7440-50-8	Copper	2.1	2.5	0.23	mg/Kg	J		1	6010C
7439-89-6	Iron	240	20	3.2	mg/Kg			1	6010C
7440-09-7	Potassium	870	490	6.1	mg/Kg			1	6010C
7439-95-4	Magnesium	17000	490	5.1	mg/Kg		B	1	6010C
7439-96-5	Manganese	2400	3.0	0.17	mg/Kg		B	2	6010C
7440-23-5	Sodium	390	490	19	mg/Kg	J		1	6010C
7440-02-0	Nickel	0.72	4.0	0.079	mg/Kg	J		1	6010C
7440-36-0	Antimony	0.47	2.0	0.47	mg/Kg	U		1	6010C
7440-62-2	Vanadium	3.1	0.99	0.20	mg/Kg			1	6010C
7440-66-6	Zinc	4.6	4.9	0.55	mg/Kg	J		1	6010C
7440-38-2	Arsenic	0.81	3.0	0.81	mg/Kg	U		2	6010C
7439-92-1	Lead	2.0	0.99	0.20	mg/Kg			1	6010C
7782-49-2	Selenium	0.67	4.0	0.67	mg/Kg	U		2	6010C
7440-28-0	Thallium	0.26	4.0	0.26	mg/Kg	U		2	6010C
7440-22-4	Silver	0.0045	0.20	0.0014	mg/Kg	J		2	6020A
7429-90-5	Aluminum	11000	9.9	0.61	mg/Kg		B	2	6020A
7440-38-2	Arsenic	0.32	0.99	0.026	mg/Kg	J		2	6020A
7440-39-3	Barium	130	0.99	0.22	mg/Kg			2	6020A
7440-41-7	Beryllium	1.8	0.20	0.011	mg/Kg			2	6020A
7440-70-2	Calcium	66000	200	22	mg/Kg		B	2	6020A
7440-43-9	Cadmium	0.046	0.20	0.0037	mg/Kg	J	B	2	6020A
7440-48-4	Cobalt	0.054	0.20	0.0017	mg/Kg	J	B	2	6020A
7440-47-3	Chromium	5.7	0.40	0.059	mg/Kg		B	2	6020A
7440-50-8	Copper	2.1	0.40	0.096	mg/Kg		B	2	6020A
7439-89-6	Iron	270	20	3.2	mg/Kg		B	2	6020A
7440-09-7	Potassium	970	200	4.8	mg/Kg		B	2	6020A
7439-95-4	Magnesium	18000	200	4.0	mg/Kg		B	2	6020A
7439-96-5	Manganese	2500	4.9	0.59	mg/Kg		B	10	6020A
7440-23-5	Sodium	420	200	8.6	mg/Kg		B	2	6020A
7440-02-0	Nickel	0.32	0.40	0.039	mg/Kg	J	B	2	6020A
7439-92-1	Lead	1.4	0.20	0.044	mg/Kg		B	2	6020A
7782-49-2	Selenium	1.1	0.99	0.040	mg/Kg		B	2	6020A
7440-62-2	Vanadium	3.7	0.99	0.037	mg/Kg			2	6020A
7440-66-6	Zinc	4.2	4.0	0.49	mg/Kg		B	2	6020A
7440-36-0	Antimony	0.32	0.40	0.014	mg/Kg	J	B	2	6020A
7440-28-0	Thallium	0.019	0.40	0.019	mg/Kg	U		2	6020A

1A-IN
INORGANIC ANALYSIS DATA SHEET
METALS

Client Sample ID: BLD-SLAG5-100416 (2)
Lab Sample ID: 240-70382-11
Lab Name: TestAmerica Canton
Job No.: 240-70382-1
SDG ID.:
Matrix: Solid
Date Sampled: 10/04/2016 09:00
Reporting Basis: DRY
Date Received: 10/05/2016 09:15
% Solids: 97.3

CAS No.	Analyte	Result	RL	MDL	Units	C	Q	DIL	Method
7429-90-5	Aluminum	11000	16	4.7	mg/Kg			1	6010C
7440-22-4	Silver	0.051	0.82	0.051	mg/Kg	U		1	6010C
7440-39-3	Barium	150	16	0.33	mg/Kg			1	6010C
7440-41-7	Beryllium	2.2	0.41	0.021	mg/Kg			1	6010C
7440-70-2	Calcium	56000	410	19	mg/Kg		B	1	6010C
7440-43-9	Cadmium	0.075	0.41	0.017	mg/Kg	J		1	6010C
7440-48-4	Cobalt	0.28	0.82	0.038	mg/Kg	J		1	6010C
7440-47-3	Chromium	5.5	0.82	0.061	mg/Kg		B	1	6010C
7440-50-8	Copper	2.5	2.0	0.19	mg/Kg			1	6010C
7439-89-6	Iron	2900	16	2.6	mg/Kg			1	6010C
7440-09-7	Potassium	660	410	5.1	mg/Kg			1	6010C
7439-95-4	Magnesium	18000	410	4.2	mg/Kg		B	1	6010C
7439-96-5	Manganese	1600	2.4	0.14	mg/Kg		B	2	6010C
7440-23-5	Sodium	520	410	15	mg/Kg			1	6010C
7440-02-0	Nickel	1.6	3.3	0.065	mg/Kg	J		1	6010C
7440-36-0	Antimony	0.49	1.6	0.39	mg/Kg	J		1	6010C
7440-62-2	Vanadium	2.8	0.82	0.16	mg/Kg			1	6010C
7440-66-6	Zinc	4.9	4.1	0.46	mg/Kg			1	6010C
7440-38-2	Arsenic	0.72	2.4	0.67	mg/Kg	J		2	6010C
7439-92-1	Lead	1.7	0.82	0.16	mg/Kg			1	6010C
7782-49-2	Selenium	0.55	3.3	0.55	mg/Kg	U		2	6010C
7440-28-0	Thallium	0.21	3.3	0.21	mg/Kg	U		2	6010C
7440-22-4	Silver	0.013	0.16	0.0011	mg/Kg	J		2	6020A
7429-90-5	Aluminum	13000	8.2	0.51	mg/Kg		B	2	6020A
7440-38-2	Arsenic	0.70	0.82	0.021	mg/Kg	J		2	6020A
7440-39-3	Barium	220	0.82	0.18	mg/Kg			2	6020A
7440-41-7	Beryllium	2.5	0.16	0.0090	mg/Kg			2	6020A
7440-70-2	Calcium	72000	160	18	mg/Kg		B	2	6020A
7440-43-9	Cadmium	0.066	0.16	0.0030	mg/Kg	J	B	2	6020A
7440-48-4	Cobalt	0.26	0.16	0.0014	mg/Kg		B	2	6020A
7440-47-3	Chromium	6.6	0.33	0.049	mg/Kg		B	2	6020A
7440-50-8	Copper	2.7	0.33	0.079	mg/Kg		B	2	6020A
7439-89-6	Iron	3500	16	2.6	mg/Kg		B	2	6020A
7440-09-7	Potassium	780	160	4.0	mg/Kg		B	2	6020A
7439-95-4	Magnesium	20000	160	3.3	mg/Kg		B	2	6020A
7439-96-5	Manganese	1800	4.1	0.49	mg/Kg		B	10	6020A
7440-23-5	Sodium	850	160	7.1	mg/Kg		B	2	6020A
7440-02-0	Nickel	1.2	0.33	0.032	mg/Kg		B	2	6020A
7439-92-1	Lead	1.2	0.16	0.037	mg/Kg		B	2	6020A
7782-49-2	Selenium	1.5	0.82	0.033	mg/Kg		B	2	6020A
7440-62-2	Vanadium	3.8	0.82	0.030	mg/Kg			2	6020A
7440-66-6	Zinc	4.7	3.3	0.41	mg/Kg		B	2	6020A
7440-36-0	Antimony	0.82	0.33	0.011	mg/Kg		B	2	6020A
7440-28-0	Thallium	0.015	0.33	0.015	mg/Kg	U		2	6020A

1A-IN
INORGANIC ANALYSIS DATA SHEET
METALS

Client Sample ID: BLD-SLAG5-100416 (3)
Lab Sample ID: 240-70382-12
Lab Name: TestAmerica Canton
Job No.: 240-70382-1
SDG ID.:
Matrix: Solid
Date Sampled: 10/04/2016 09:00
Reporting Basis: DRY
Date Received: 10/05/2016 09:15
% Solids: 97.3

CAS No.	Analyte	Result	RL	MDL	Units	C	Q	DIL	Method
7429-90-5	Aluminum	10000	18	5.3	mg/Kg			1	6010C
7440-22-4	Silver	0.057	0.91	0.057	mg/Kg	U		1	6010C
7440-39-3	Barium	190	18	0.37	mg/Kg			1	6010C
7440-41-7	Beryllium	1.4	0.45	0.024	mg/Kg			1	6010C
7440-70-2	Calcium	44000	450	21	mg/Kg		B	1	6010C
7440-43-9	Cadmium	0.24	0.45	0.019	mg/Kg	J		1	6010C
7440-48-4	Cobalt	0.28	0.91	0.043	mg/Kg	J		1	6010C
7440-47-3	Chromium	6.4	0.91	0.068	mg/Kg		B	1	6010C
7440-50-8	Copper	2.8	2.3	0.21	mg/Kg			1	6010C
7439-89-6	Iron	740	18	2.9	mg/Kg			1	6010C
7440-09-7	Potassium	620	450	5.6	mg/Kg			1	6010C
7439-95-4	Magnesium	16000	450	4.7	mg/Kg		B	1	6010C
7439-96-5	Manganese	1800	2.7	0.15	mg/Kg		B	2	6010C
7440-23-5	Sodium	1100	450	17	mg/Kg			1	6010C
7440-02-0	Nickel	2.2	3.6	0.073	mg/Kg	J		1	6010C
7440-36-0	Antimony	0.44	1.8	0.44	mg/Kg	U		1	6010C
7440-62-2	Vanadium	20	0.91	0.18	mg/Kg			1	6010C
7440-66-6	Zinc	16	4.5	0.51	mg/Kg			1	6010C
7440-38-2	Arsenic	0.75	2.7	0.75	mg/Kg	U		2	6010C
7439-92-1	Lead	24	0.91	0.18	mg/Kg			1	6010C
7782-49-2	Selenium	0.62	3.6	0.62	mg/Kg	U		2	6010C
7440-28-0	Thallium	0.28	3.6	0.24	mg/Kg	J		2	6010C
7440-22-4	Silver	0.016	0.18	0.0013	mg/Kg	J		2	6020A
7429-90-5	Aluminum	10000	9.1	0.56	mg/Kg		B	2	6020A
7440-38-2	Arsenic	0.47	0.91	0.024	mg/Kg	J		2	6020A
7440-39-3	Barium	260	0.91	0.20	mg/Kg			2	6020A
7440-41-7	Beryllium	1.5	0.18	0.010	mg/Kg			2	6020A
7440-70-2	Calcium	50000	180	20	mg/Kg		B	2	6020A
7440-43-9	Cadmium	0.22	0.18	0.0034	mg/Kg		B	2	6020A
7440-48-4	Cobalt	0.18	0.18	0.0015	mg/Kg		B	2	6020A
7440-47-3	Chromium	6.9	0.36	0.055	mg/Kg		B	2	6020A
7440-50-8	Copper	2.9	0.36	0.088	mg/Kg		B	2	6020A
7439-89-6	Iron	820	18	2.9	mg/Kg		B	2	6020A
7440-09-7	Potassium	680	180	4.5	mg/Kg		B	2	6020A
7439-95-4	Magnesium	16000	180	3.6	mg/Kg		B	2	6020A
7439-96-5	Manganese	1900	4.5	0.55	mg/Kg		B	10	6020A
7440-23-5	Sodium	1100	180	7.9	mg/Kg		B	2	6020A
7440-02-0	Nickel	1.8	0.36	0.035	mg/Kg		B	2	6020A
7439-92-1	Lead	31	0.18	0.041	mg/Kg		B	2	6020A
7782-49-2	Selenium	1.5	0.91	0.036	mg/Kg		B	2	6020A
7440-62-2	Vanadium	23	0.91	0.034	mg/Kg			2	6020A
7440-66-6	Zinc	14	3.6	0.45	mg/Kg		B	2	6020A
7440-36-0	Antimony	0.22	0.36	0.013	mg/Kg	J	B	2	6020A
7440-28-0	Thallium	0.017	0.36	0.017	mg/Kg	U		2	6020A

1A-IN
INORGANIC ANALYSIS DATA SHEET
METALS

Client Sample ID: BLG-SLAG4-100416 (1)
Lab Sample ID: 240-70382-1
Lab Name: TestAmerica Canton
Job No.: 240-70382-1
SDG ID.:
Matrix: Solid
Date Sampled: 10/04/2016 08:30
Reporting Basis: DRY
Date Received: 10/05/2016 09:15
% Solids: 97.5

CAS No.	Analyte	Result	RL	MDL	Units	C	Q	DIL	Method
7429-90-5	Aluminum	11000	16	4.6	mg/Kg			1	6010C
7440-22-4	Silver	0.050	0.80	0.050	mg/Kg	U	F1	1	6010C
7440-39-3	Barium	110	16	0.33	mg/Kg		F1 F2	1	6010C
7440-41-7	Beryllium	1.1	0.40	0.021	mg/Kg		F1	1	6010C
7440-70-2	Calcium	65000	2000	92	mg/Kg		B	5	6010C
7440-43-9	Cadmium	0.096	0.40	0.017	mg/Kg	J	F1	1	6010C
7440-48-4	Cobalt	0.24	0.80	0.038	mg/Kg	J		1	6010C
7440-47-3	Chromium	7.1	0.80	0.060	mg/Kg		B F1 F2	1	6010C
7440-50-8	Copper	1.4	10	0.92	mg/Kg	J		5	6010C
7439-89-6	Iron	440	16	2.6	mg/Kg		F2	1	6010C
7440-09-7	Potassium	990	400	5.0	mg/Kg		F1	1	6010C
7439-95-4	Magnesium	18000	400	4.2	mg/Kg		B	1	6010C
7439-96-5	Manganese	2200	6.0	0.34	mg/Kg		B	5	6010C
7440-23-5	Sodium	1200	400	15	mg/Kg		F1	1	6010C
7440-02-0	Nickel	1.1	3.2	0.064	mg/Kg	J		1	6010C
7440-36-0	Antimony	0.42	1.6	0.38	mg/Kg	J	F1	1	6010C
7440-62-2	Vanadium	25	0.80	0.16	mg/Kg		F1 F2	1	6010C
7440-66-6	Zinc	12	4.0	0.45	mg/Kg			1	6010C
7440-38-2	Arsenic	1.6	6.0	1.6	mg/Kg	U		5	6010C
7439-92-1	Lead	4.0	0.80	0.16	mg/Kg		F1	1	6010C
7782-49-2	Selenium	1.4	8.0	1.4	mg/Kg	U	F1	5	6010C
7440-28-0	Thallium	0.52	8.0	0.52	mg/Kg	U	F1	5	6010C
7440-22-4	Silver	0.018	0.16	0.0011	mg/Kg	J		2	6020A
7429-90-5	Aluminum	12000	8.0	0.50	mg/Kg		B	2	6020A
7440-38-2	Arsenic	0.43	0.80	0.021	mg/Kg	J		2	6020A
7440-39-3	Barium	140	0.80	0.18	mg/Kg		F2 F1	2	6020A
7440-41-7	Beryllium	1.5	0.16	0.0088	mg/Kg		F1	2	6020A
7440-70-2	Calcium	65000	800	88	mg/Kg		F2 B	10	6020A
7440-43-9	Cadmium	0.088	0.16	0.0030	mg/Kg	J	B	2	6020A
7440-48-4	Cobalt	0.14	0.16	0.0014	mg/Kg	J	F1 B	2	6020A
7440-47-3	Chromium	8.0	0.32	0.048	mg/Kg		F1 B	2	6020A
7440-50-8	Copper	1.7	0.32	0.078	mg/Kg		F1 B	2	6020A
7439-89-6	Iron	500	16	2.6	mg/Kg		B	2	6020A
7440-09-7	Potassium	1100	160	3.9	mg/Kg		F2 F1 B	2	6020A
7439-95-4	Magnesium	20000	160	3.2	mg/Kg		B	2	6020A
7439-96-5	Manganese	2200	4.0	0.48	mg/Kg		B	10	6020A
7440-23-5	Sodium	1300	160	7.0	mg/Kg		F2 F1 B	2	6020A
7440-02-0	Nickel	0.60	0.32	0.031	mg/Kg		F1 B	2	6020A
7439-92-1	Lead	4.4	0.16	0.036	mg/Kg		B	2	6020A
7782-49-2	Selenium	1.5	0.80	0.032	mg/Kg		F1 B	2	6020A
7440-62-2	Vanadium	29	0.80	0.030	mg/Kg		F2 F1	2	6020A
7440-66-6	Zinc	10	3.2	0.40	mg/Kg		F1 B	2	6020A
7440-36-0	Antimony	0.72	0.32	0.011	mg/Kg		F1 B	2	6020A

1A-IN
INORGANIC ANALYSIS DATA SHEET
METALS

Client Sample ID: BLG-SLAG4-100416 (1)
Lab Sample ID: 240-70382-1
Lab Name: TestAmerica Canton
Job No.: 240-70382-1
SDG ID.:
Matrix: Solid
Date Sampled: 10/04/2016 08:30
Reporting Basis: DRY
Date Received: 10/05/2016 09:15
% Solids: 97.5

CAS No.	Analyte	Result	RL	MDL	Units	C	Q	DIL	Method
7440-28-0	Thallium	0.021	0.32	0.015	mg/Kg	J		2	6020A

1A-IN
INORGANIC ANALYSIS DATA SHEET
METALS

Client Sample ID: BLG-SLAG4-100416 (2)
Lab Sample ID: 240-70382-2
Lab Name: TestAmerica Canton
Job No.: 240-70382-1
SDG ID.:
Matrix: Solid
Date Sampled: 10/04/2016 08:30
Reporting Basis: DRY
Date Received: 10/05/2016 09:15
% Solids: 97.5

CAS No.	Analyte	Result	RL	MDL	Units	C	Q	DIL	Method
7429-90-5	Aluminum	19000	18	5.1	mg/Kg			1	6010C
7440-22-4	Silver	0.056	0.88	0.056	mg/Kg	U		1	6010C
7440-39-3	Barium	250	18	0.36	mg/Kg			1	6010C
7440-41-7	Beryllium	1.5	0.44	0.023	mg/Kg			1	6010C
7440-70-2	Calcium	120000	2200	100	mg/Kg		B	5	6010C
7440-43-9	Cadmium	0.50	0.44	0.019	mg/Kg			1	6010C
7440-48-4	Cobalt	0.59	0.88	0.042	mg/Kg	J		1	6010C
7440-47-3	Chromium	9.6	0.88	0.066	mg/Kg		B	1	6010C
7440-50-8	Copper	4.1	11	1.0	mg/Kg	J		5	6010C
7439-89-6	Iron	1100	18	2.8	mg/Kg			1	6010C
7440-09-7	Potassium	1200	440	5.5	mg/Kg			1	6010C
7439-95-4	Magnesium	24000	440	4.6	mg/Kg		B	1	6010C
7439-96-5	Manganese	3900	6.6	0.37	mg/Kg		B	5	6010C
7440-23-5	Sodium	1500	440	17	mg/Kg			1	6010C
7440-02-0	Nickel	2.7	3.5	0.071	mg/Kg	J		1	6010C
7440-36-0	Antimony	0.42	1.8	0.42	mg/Kg	U		1	6010C
7440-62-2	Vanadium	52	0.88	0.18	mg/Kg			1	6010C
7440-66-6	Zinc	25	4.4	0.49	mg/Kg			1	6010C
7440-38-2	Arsenic	1.8	6.6	1.8	mg/Kg	U		5	6010C
7439-92-1	Lead	5.8	0.88	0.18	mg/Kg			1	6010C
7782-49-2	Selenium	1.5	8.8	1.5	mg/Kg	U		5	6010C
7440-28-0	Thallium	0.79	8.8	0.57	mg/Kg	J		5	6010C
7440-22-4	Silver	0.038	0.18	0.0012	mg/Kg	J		2	6020A
7429-90-5	Aluminum	23000	8.8	0.55	mg/Kg		B	2	6020A
7440-38-2	Arsenic	0.84	0.88	0.023	mg/Kg	J		2	6020A
7440-39-3	Barium	450	0.88	0.19	mg/Kg			2	6020A
7440-41-7	Beryllium	1.8	0.18	0.0097	mg/Kg			2	6020A
7440-70-2	Calcium	130000	880	97	mg/Kg		B	10	6020A
7440-43-9	Cadmium	0.64	0.18	0.0033	mg/Kg		B	2	6020A
7440-48-4	Cobalt	0.37	0.18	0.0015	mg/Kg		B	2	6020A
7440-47-3	Chromium	12	0.35	0.053	mg/Kg		B	2	6020A
7440-50-8	Copper	3.6	0.35	0.086	mg/Kg		B	2	6020A
7439-89-6	Iron	1400	18	2.8	mg/Kg		B	2	6020A
7440-09-7	Potassium	1500	180	4.3	mg/Kg		B	2	6020A
7439-95-4	Magnesium	30000	180	3.5	mg/Kg		B	2	6020A
7439-96-5	Manganese	4300	4.4	0.53	mg/Kg		B	10	6020A
7440-23-5	Sodium	1800	180	7.7	mg/Kg		B	2	6020A
7440-02-0	Nickel	1.8	0.35	0.034	mg/Kg		B	2	6020A
7439-92-1	Lead	8.2	0.18	0.040	mg/Kg		B	2	6020A
7782-49-2	Selenium	2.7	0.88	0.035	mg/Kg		B	2	6020A
7440-62-2	Vanadium	73	0.88	0.033	mg/Kg			2	6020A
7440-66-6	Zinc	24	3.5	0.44	mg/Kg		B	2	6020A
7440-36-0	Antimony	0.21	0.35	0.012	mg/Kg	J	B	2	6020A
7440-28-0	Thallium	0.031	0.35	0.017	mg/Kg	J		2	6020A

1A-IN
INORGANIC ANALYSIS DATA SHEET
METALS

Client Sample ID: BLG-SLAG4-100416 (3)
Lab Sample ID: 240-70382-3
Lab Name: TestAmerica Canton
Job No.: 240-70382-1
SDG ID.:
Matrix: Solid
Date Sampled: 10/04/2016 08:30
Reporting Basis: DRY
Date Received: 10/05/2016 09:15
% Solids: 97.5

CAS No.	Analyte	Result	RL	MDL	Units	C	Q	DIL	Method
7429-90-5	Aluminum	16000	18	5.2	mg/Kg			1	6010C
7440-22-4	Silver	0.057	0.90	0.057	mg/Kg	U		1	6010C
7440-39-3	Barium	260	18	0.37	mg/Kg			1	6010C
7440-41-7	Beryllium	1.8	0.45	0.023	mg/Kg			1	6010C
7440-70-2	Calcium	97000	2200	100	mg/Kg		B	5	6010C
7440-43-9	Cadmium	0.38	0.45	0.019	mg/Kg	J		1	6010C
7440-48-4	Cobalt	0.35	0.90	0.042	mg/Kg	J		1	6010C
7440-47-3	Chromium	13	0.90	0.067	mg/Kg		B	1	6010C
7440-50-8	Copper	3.1	11	1.0	mg/Kg	J		5	6010C
7439-89-6	Iron	770	18	2.9	mg/Kg			1	6010C
7440-09-7	Potassium	1300	450	5.6	mg/Kg			1	6010C
7439-95-4	Magnesium	21000	450	4.7	mg/Kg		B	1	6010C
7439-96-5	Manganese	4400	6.7	0.38	mg/Kg		B	5	6010C
7440-23-5	Sodium	1200	450	17	mg/Kg			1	6010C
7440-02-0	Nickel	1.6	3.6	0.072	mg/Kg	J		1	6010C
7440-36-0	Antimony	0.43	1.8	0.43	mg/Kg	U		1	6010C
7440-62-2	Vanadium	47	0.90	0.18	mg/Kg			1	6010C
7440-66-6	Zinc	28	4.5	0.50	mg/Kg			1	6010C
7440-38-2	Arsenic	1.8	6.7	1.8	mg/Kg	U		5	6010C
7439-92-1	Lead	7.6	0.90	0.18	mg/Kg			1	6010C
7782-49-2	Selenium	1.5	9.0	1.5	mg/Kg	U		5	6010C
7440-28-0	Thallium	1.2	9.0	0.58	mg/Kg	J		5	6010C
7440-22-4	Silver	0.024	0.18	0.0013	mg/Kg	J		2	6020A
7429-90-5	Aluminum	17000	9.0	0.56	mg/Kg		B	2	6020A
7440-38-2	Arsenic	0.70	0.90	0.023	mg/Kg	J		2	6020A
7440-39-3	Barium	370	0.90	0.20	mg/Kg			2	6020A
7440-41-7	Beryllium	2.1	0.18	0.0099	mg/Kg			2	6020A
7440-70-2	Calcium	100000	900	99	mg/Kg		B	10	6020A
7440-43-9	Cadmium	0.38	0.18	0.0033	mg/Kg		B	2	6020A
7440-48-4	Cobalt	0.18	0.18	0.0015	mg/Kg		B	2	6020A
7440-47-3	Chromium	14	0.36	0.054	mg/Kg		B	2	6020A
7440-50-8	Copper	2.7	0.36	0.087	mg/Kg		B	2	6020A
7439-89-6	Iron	900	18	2.9	mg/Kg		B	2	6020A
7440-09-7	Potassium	1500	180	4.4	mg/Kg		B	2	6020A
7439-95-4	Magnesium	23000	180	3.6	mg/Kg		B	2	6020A
7439-96-5	Manganese	4600	4.5	0.54	mg/Kg		B	10	6020A
7440-23-5	Sodium	1300	180	7.8	mg/Kg		B	2	6020A
7440-02-0	Nickel	0.88	0.36	0.035	mg/Kg		B	2	6020A
7439-92-1	Lead	8.7	0.18	0.040	mg/Kg		B	2	6020A
7782-49-2	Selenium	1.8	0.90	0.036	mg/Kg		B	2	6020A
7440-62-2	Vanadium	55	0.90	0.033	mg/Kg			2	6020A
7440-66-6	Zinc	24	3.6	0.45	mg/Kg		B	2	6020A
7440-36-0	Antimony	0.13	0.36	0.013	mg/Kg	J	B	2	6020A
7440-28-0	Thallium	0.017	0.36	0.017	mg/Kg	U		2	6020A

1A-IN
INORGANIC ANALYSIS DATA SHEET
METALS

Client Sample ID: BLG-SLAG5-100416 (1)
Lab Sample ID: 240-70382-4
Lab Name: TestAmerica Canton
Job No.: 240-70382-1
SDG ID.:
Matrix: Solid
Date Sampled: 10/04/2016 08:40
Reporting Basis: DRY
Date Received: 10/05/2016 09:15
% Solids: 94.5

CAS No.	Analyte	Result	RL	MDL	Units	C	Q	DIL	Method
7429-90-5	Aluminum	8700	18	5.2	mg/Kg			1	6010C
7440-22-4	Silver	0.056	0.89	0.056	mg/Kg	U		1	6010C
7440-39-3	Barium	140	18	0.36	mg/Kg			1	6010C
7440-41-7	Beryllium	0.79	0.44	0.023	mg/Kg			1	6010C
7440-70-2	Calcium	39000	440	20	mg/Kg		B	1	6010C
7440-43-9	Cadmium	0.20	0.44	0.019	mg/Kg	J		1	6010C
7440-48-4	Cobalt	0.93	0.89	0.042	mg/Kg			1	6010C
7440-47-3	Chromium	9.5	0.89	0.067	mg/Kg		B	1	6010C
7440-50-8	Copper	7.4	2.2	0.20	mg/Kg			1	6010C
7439-89-6	Iron	3500	18	2.8	mg/Kg			1	6010C
7440-09-7	Potassium	820	440	5.5	mg/Kg			1	6010C
7439-95-4	Magnesium	14000	440	4.6	mg/Kg		B	1	6010C
7439-96-5	Manganese	2200	2.7	0.15	mg/Kg		B	2	6010C
7440-23-5	Sodium	1100	440	17	mg/Kg			1	6010C
7440-02-0	Nickel	3.0	3.6	0.071	mg/Kg	J		1	6010C
7440-36-0	Antimony	0.43	1.8	0.43	mg/Kg	U		1	6010C
7440-62-2	Vanadium	34	0.89	0.18	mg/Kg			1	6010C
7440-66-6	Zinc	23	4.4	0.50	mg/Kg			1	6010C
7440-38-2	Arsenic	0.73	2.7	0.73	mg/Kg	U		2	6010C
7439-92-1	Lead	4.7	0.89	0.18	mg/Kg			1	6010C
7782-49-2	Selenium	0.60	3.6	0.60	mg/Kg	U		2	6010C
7440-28-0	Thallium	0.44	3.6	0.23	mg/Kg	J		2	6010C
7440-22-4	Silver	0.034	0.18	0.0012	mg/Kg	J		2	6020A
7429-90-5	Aluminum	9100	8.9	0.55	mg/Kg		B	2	6020A
7440-38-2	Arsenic	0.64	0.89	0.023	mg/Kg	J		2	6020A
7440-39-3	Barium	180	0.89	0.20	mg/Kg			2	6020A
7440-41-7	Beryllium	0.85	0.18	0.0098	mg/Kg			2	6020A
7440-70-2	Calcium	43000	180	20	mg/Kg		B	2	6020A
7440-43-9	Cadmium	0.18	0.18	0.0033	mg/Kg		B	2	6020A
7440-48-4	Cobalt	0.83	0.18	0.0015	mg/Kg		B	2	6020A
7440-47-3	Chromium	10	0.36	0.053	mg/Kg		B	2	6020A
7440-50-8	Copper	7.6	0.36	0.086	mg/Kg		B	2	6020A
7439-89-6	Iron	3800	18	2.8	mg/Kg		B	2	6020A
7440-09-7	Potassium	860	180	4.4	mg/Kg		B	2	6020A
7439-95-4	Magnesium	14000	180	3.6	mg/Kg		B	2	6020A
7439-96-5	Manganese	2400	4.4	0.53	mg/Kg		B	10	6020A
7440-23-5	Sodium	1100	180	7.7	mg/Kg		B	2	6020A
7440-02-0	Nickel	2.6	0.36	0.035	mg/Kg		B	2	6020A
7439-92-1	Lead	5.1	0.18	0.040	mg/Kg		B	2	6020A
7782-49-2	Selenium	1.4	0.89	0.036	mg/Kg		B	2	6020A
7440-62-2	Vanadium	39	0.89	0.033	mg/Kg			2	6020A
7440-66-6	Zinc	20	3.6	0.44	mg/Kg		B	2	6020A
7440-36-0	Antimony	0.20	0.36	0.012	mg/Kg	J	B	2	6020A
7440-28-0	Thallium	0.017	0.36	0.017	mg/Kg	U		2	6020A

1A-IN
INORGANIC ANALYSIS DATA SHEET
METALS

Client Sample ID: BLG-SLAG5-100416 (2) Lab Sample ID: 240-70382-5

Lab Name: TestAmerica Canton Job No.: 240-70382-1

SDG ID.:

Matrix: Solid Date Sampled: 10/04/2016 08:40

Reporting Basis: DRY Date Received: 10/05/2016 09:15

% Solids: 94.5

CAS No.	Analyte	Result	RL	MDL	Units	C	Q	DIL	Method
7429-90-5	Aluminum	14000	19	5.5	mg/Kg			1	6010C
7440-22-4	Silver	0.060	0.94	0.060	mg/Kg	U		1	6010C
7440-39-3	Barium	170	19	0.39	mg/Kg			1	6010C
7440-41-7	Beryllium	2.3	0.47	0.025	mg/Kg			1	6010C
7440-70-2	Calcium	75000	470	22	mg/Kg		B	1	6010C
7440-43-9	Cadmium	0.21	0.47	0.020	mg/Kg	J		1	6010C
7440-48-4	Cobalt	0.29	0.94	0.044	mg/Kg	J		1	6010C
7440-47-3	Chromium	5.5	0.94	0.071	mg/Kg		B	1	6010C
7440-50-8	Copper	3.3	2.4	0.22	mg/Kg			1	6010C
7439-89-6	Iron	2100	19	3.0	mg/Kg			1	6010C
7440-09-7	Potassium	690	470	5.9	mg/Kg			1	6010C
7439-95-4	Magnesium	22000	470	4.9	mg/Kg		B	1	6010C
7439-96-5	Manganese	2300	2.8	0.16	mg/Kg		B	2	6010C
7440-23-5	Sodium	600	470	18	mg/Kg			1	6010C
7440-02-0	Nickel	1.1	3.8	0.076	mg/Kg	J		1	6010C
7440-36-0	Antimony	0.45	1.9	0.45	mg/Kg	U		1	6010C
7440-62-2	Vanadium	9.9	0.94	0.19	mg/Kg			1	6010C
7440-66-6	Zinc	16	4.7	0.53	mg/Kg			1	6010C
7440-38-2	Arsenic	1.1	2.8	0.77	mg/Kg	J		2	6010C
7439-92-1	Lead	3.0	0.94	0.19	mg/Kg			1	6010C
7782-49-2	Selenium	0.64	3.8	0.64	mg/Kg	U		2	6010C
7440-28-0	Thallium	0.50	3.8	0.25	mg/Kg	J		2	6010C
7440-22-4	Silver	0.022	0.19	0.0013	mg/Kg	J		2	6020A
7429-90-5	Aluminum	15000	9.4	0.59	mg/Kg		B	2	6020A
7440-38-2	Arsenic	0.73	0.94	0.025	mg/Kg	J		2	6020A
7440-39-3	Barium	210	0.94	0.21	mg/Kg			2	6020A
7440-41-7	Beryllium	2.6	0.19	0.010	mg/Kg			2	6020A
7440-70-2	Calcium	90000	190	21	mg/Kg		B	2	6020A
7440-43-9	Cadmium	0.19	0.19	0.0035	mg/Kg		B	2	6020A
7440-48-4	Cobalt	0.24	0.19	0.0016	mg/Kg		B	2	6020A
7440-47-3	Chromium	6.1	0.38	0.057	mg/Kg		B	2	6020A
7440-50-8	Copper	3.1	0.38	0.092	mg/Kg		B	2	6020A
7439-89-6	Iron	2300	19	3.0	mg/Kg		B	2	6020A
7440-09-7	Potassium	770	190	4.6	mg/Kg		B	2	6020A
7439-95-4	Magnesium	23000	190	3.8	mg/Kg		B	2	6020A
7439-96-5	Manganese	2600	4.7	0.57	mg/Kg		B	10	6020A
7440-23-5	Sodium	660	190	8.2	mg/Kg		B	2	6020A
7440-02-0	Nickel	0.49	0.38	0.037	mg/Kg		B	2	6020A
7439-92-1	Lead	2.6	0.19	0.043	mg/Kg		B	2	6020A
7782-49-2	Selenium	1.7	0.94	0.038	mg/Kg		B	2	6020A
7440-62-2	Vanadium	12	0.94	0.035	mg/Kg			2	6020A
7440-66-6	Zinc	15	3.8	0.47	mg/Kg		B	2	6020A
7440-36-0	Antimony	0.24	0.38	0.013	mg/Kg	J	B	2	6020A
7440-28-0	Thallium	0.018	0.38	0.018	mg/Kg	U		2	6020A

1A-IN
INORGANIC ANALYSIS DATA SHEET
METALS

Client Sample ID: BLG-SLAG5-100416 (3)
Lab Sample ID: 240-70382-6
Lab Name: TestAmerica Canton
Job No.: 240-70382-1
SDG ID.:
Matrix: Solid
Date Sampled: 10/04/2016 08:40
Reporting Basis: DRY
Date Received: 10/05/2016 09:15
% Solids: 94.5

CAS No.	Analyte	Result	RL	MDL	Units	C	Q	DIL	Method
7429-90-5	Aluminum	13000	17	4.8	mg/Kg			1	6010C
7440-22-4	Silver	0.052	0.83	0.052	mg/Kg	U		1	6010C
7440-39-3	Barium	220	17	0.34	mg/Kg			1	6010C
7440-41-7	Beryllium	1.6	0.42	0.022	mg/Kg			1	6010C
7440-70-2	Calcium	64000	420	19	mg/Kg		B	1	6010C
7440-43-9	Cadmium	1.6	0.42	0.017	mg/Kg			1	6010C
7440-48-4	Cobalt	2.4	0.83	0.039	mg/Kg			1	6010C
7440-47-3	Chromium	23	0.83	0.062	mg/Kg		B	1	6010C
7440-50-8	Copper	12	2.1	0.19	mg/Kg			1	6010C
7439-89-6	Iron	6200	17	2.7	mg/Kg			1	6010C
7440-09-7	Potassium	1500	420	5.2	mg/Kg			1	6010C
7439-95-4	Magnesium	20000	420	4.3	mg/Kg		B	1	6010C
7439-96-5	Manganese	3300	6.2	0.35	mg/Kg		B	5	6010C
7440-23-5	Sodium	880	420	16	mg/Kg			1	6010C
7440-02-0	Nickel	4.8	3.3	0.067	mg/Kg			1	6010C
7440-36-0	Antimony	0.40	1.7	0.40	mg/Kg	U		1	6010C
7440-62-2	Vanadium	65	0.83	0.17	mg/Kg			1	6010C
7440-66-6	Zinc	65	4.2	0.47	mg/Kg			1	6010C
7440-38-2	Arsenic	1.7	6.2	1.7	mg/Kg	U		5	6010C
7439-92-1	Lead	9.2	0.83	0.17	mg/Kg			1	6010C
7782-49-2	Selenium	1.4	8.3	1.4	mg/Kg	U		5	6010C
7440-28-0	Thallium	0.54	8.3	0.54	mg/Kg	U		5	6010C
7440-22-4	Silver	0.072	0.17	0.0012	mg/Kg	J		2	6020A
7429-90-5	Aluminum	15000	8.3	0.52	mg/Kg		B	2	6020A
7440-38-2	Arsenic	1.3	0.83	0.022	mg/Kg			2	6020A
7440-39-3	Barium	330	0.83	0.18	mg/Kg			2	6020A
7440-41-7	Beryllium	1.9	0.17	0.0092	mg/Kg			2	6020A
7440-70-2	Calcium	79000	170	18	mg/Kg		B	2	6020A
7440-43-9	Cadmium	1.8	0.17	0.0031	mg/Kg		B	2	6020A
7440-48-4	Cobalt	2.1	0.17	0.0014	mg/Kg		B	2	6020A
7440-47-3	Chromium	27	0.33	0.050	mg/Kg		B	2	6020A
7440-50-8	Copper	12	0.33	0.081	mg/Kg		B	2	6020A
7439-89-6	Iron	7300	17	2.7	mg/Kg		B	2	6020A
7440-09-7	Potassium	1700	170	4.1	mg/Kg		B	2	6020A
7439-95-4	Magnesium	22000	170	3.3	mg/Kg		B	2	6020A
7439-96-5	Manganese	3700	4.2	0.50	mg/Kg		B	10	6020A
7440-23-5	Sodium	980	170	7.2	mg/Kg		B	2	6020A
7440-02-0	Nickel	3.5	0.33	0.032	mg/Kg		B	2	6020A
7439-92-1	Lead	12	0.17	0.037	mg/Kg		B	2	6020A
7782-49-2	Selenium	2.0	0.83	0.033	mg/Kg		B	2	6020A
7440-62-2	Vanadium	81	0.83	0.031	mg/Kg			2	6020A
7440-66-6	Zinc	57	3.3	0.42	mg/Kg		B	2	6020A
7440-36-0	Antimony	0.72	0.33	0.012	mg/Kg		B	2	6020A
7440-28-0	Thallium	0.016	0.33	0.016	mg/Kg	U		2	6020A

APPENDIX C

SUPPORT DOCUMENTATION

CASE NARRATIVE

Client: Tetra Tech, Inc.

Project: MRC Slag Resample Block G/D

Report Number: 240-70382-1

With the exceptions noted as flags or footnotes, standard analytical protocols were followed in the analysis of the samples and no problems were encountered or anomalies observed. In addition all laboratory quality control samples were within established control limits, with any exceptions noted below. Each sample was analyzed to achieve the lowest possible reporting limit within the constraints of the method. In some cases, due to interference or analytes present at high concentrations, samples were diluted. For diluted samples, the reporting limits are adjusted relative to the dilution required.

TestAmerica Canton attests to the validity of the laboratory data generated by TestAmerica facilities reported herein. All analyses performed by TestAmerica facilities were done using established laboratory SOPs that incorporate QA/QC procedures described in the application methods. TestAmerica's operations groups have reviewed the data for compliance with the laboratory QA/QC plan, and data have been found to be compliant with laboratory protocols unless otherwise noted below.

The test results in this report meet all NELAP requirements for parameters for which accreditation is required or available. Any exceptions to NELAP requirements are noted in this report. Pursuant to NELAP, this report may not be reproduced, except in full, without the written approval of the laboratory.

Calculations are performed before rounding to avoid round-off errors in calculated results.

All holding times were met and proper preservation noted for the methods performed on these samples, unless otherwise detailed in the individual sections below.

All solid sample results are reported on an "as received" basis unless otherwise indicated by the presence of a % solids value in the method header.

This laboratory report is confidential and is intended for the sole use of TestAmerica and its client.

RECEIPT

The samples were received on 10/05/2016 at 9:15 AM; the samples arrived in good condition, properly preserved and on ice. The temperature of the cooler at receipt was 4.2 C.

The samples were analyzed in triplicate. This is the reason the numbers 1, 2 or 3 appear at the end of the sample IDs.

TOTAL METALS (ICP)

Samples BLG-SLAG4-100416 (1) (240-70382-1), BLG-SLAG4-100416 (2) (240-70382-2), BLG-SLAG4-100416 (3) (240-70382-3), BLG-SLAG5-100416 (1) (240-70382-4), BLG-SLAG5-100416 (2) (240-70382-5), BLG-SLAG5-100416 (3) (240-70382-6), BLD-SLAG4-100416 (1) (240-70382-7), BLD-SLAG4-100416 (2) (240-70382-8), BLD-SLAG4-100416 (3) (240-70382-9), BLD-SLAG5-100416 (1) (240-70382-10), BLD-SLAG5-100416 (2) (240-70382-11) and BLD-SLAG5-100416 (3) (240-70382-12) were analyzed for total metals (ICP) in accordance with EPA SW-846 Method 6010C. The samples were prepared on 10/06/2016 and analyzed on 10/07/2016 and 10/10/2016.

Calcium, Chromium, Magnesium and Manganese were detected in method blank MB 240-250171/1-A at levels that were above the method detection limit but below the reporting limit. The values should be considered estimates, and have been flagged. If the associated sample reported a result above the MDL and/or RL, the result has been flagged.

Samples BLG-SLAG4-100416 (1) (240-70382-1)[5X], BLG-SLAG4-100416 (2) (240-70382-2)[5X], BLG-SLAG4-100416 (3) (240-70382-3) [5X], BLG-SLAG5-100416 (1) (240-70382-4)[2X], BLG-SLAG5-100416 (2) (240-70382-5)[2X], BLG-SLAG5-100416 (3) (240-70382-6)[5X], BLD-SLAG4-100416 (1) (240-70382-7)[5X], BLD-SLAG4-100416 (2) (240-70382-8)[5X], BLD-SLAG4-100416 (3) (240-70382-9)[2X], BLD-SLAG5-100416 (1) (240-70382-10)[2X], BLD-SLAG5-100416 (2) (240-70382-11)[2X] and BLD-SLAG5-100416 (3) (240-70382-12) [2X] required dilution prior to analysis due to the nature of the sample matrix. The reporting limits have been adjusted accordingly.

No additional analytical or quality issues were noted, other than those described above or in the Definitions/Glossary page.

METALS (ICPMS)

Samples BLG-SLAG4-100416 (1) (240-70382-1), BLG-SLAG4-100416 (2) (240-70382-2), BLG-SLAG4-100416 (3) (240-70382-3), BLG-SLAG5-100416 (1) (240-70382-4), BLG-SLAG5-100416 (2) (240-70382-5), BLG-SLAG5-100416 (3) (240-70382-6), BLD-SLAG4-100416 (1) (240-70382-7), BLD-SLAG4-100416 (2) (240-70382-8), BLD-SLAG4-100416 (3) (240-70382-9), BLD-SLAG5-100416 (1) (240-70382-10), BLD-SLAG5-100416 (2) (240-70382-11) and BLD-SLAG5-100416 (3) (240-70382-12) were analyzed for metals (ICPMS) in accordance with EPA SW-846 Methods 6020A. The samples were prepared on 10/06/2016 and analyzed on 10/14/2016, 10/17/2016 and 10/18/2016.

Aluminum, Lead and Manganese were detected in method blank MB 240-250171/1-A at levels exceeding the reporting limit. If the associated sample reported a result above the MDL and/or RL, the result has been flagged. Several analytes were detected in method blank MB 240-250171/1-A at levels that were above the method detection limit but below the reporting limit. The values should be considered estimates, and have been flagged. If the associated sample reported a result above the MDL and/or RL, the result has been flagged.

Samples BLG-SLAG4-100416 (1) (240-70382-1)[10X], BLG-SLAG4-100416 (2) (240-70382-2)[10X], BLG-SLAG4-100416 (3) (240-70382-3)[10X], BLG-SLAG5-100416 (1) (240-70382-4)[10X], BLG-SLAG5-100416 (2) (240-70382-5)[10X], BLG-SLAG5-100416 (3) (240-70382-6)[10X], BLD-SLAG4-100416 (1) (240-70382-7)[10X], BLD-SLAG4-100416 (2) (240-70382-8)[10X], BLD-SLAG4-100416 (3) (240-70382-9)[10X], BLD-SLAG5-100416 (1) (240-70382-10)[10X], BLD-SLAG5-100416 (2) (240-70382-11)[10X] and BLD-SLAG5-100416 (3) (240-70382-12)[10X] required dilution prior to analysis due to the nature of the sample matrix. The reporting limits have been adjusted accordingly.

No additional analytical or quality issues were noted, other than those described above or in the Definitions/Glossary page.

PERCENT SOLIDS

Samples BLG-SLAG4-100416 (1) (240-70382-1), BLG-SLAG4-100416 (2) (240-70382-2), BLG-SLAG4-100416 (3) (240-70382-3), BLG-SLAG5-100416 (1) (240-70382-4), BLG-SLAG5-100416 (2) (240-70382-5), BLG-SLAG5-100416 (3) (240-70382-6), BLD-SLAG4-100416 (1) (240-70382-7), BLD-SLAG4-100416 (2) (240-70382-8), BLD-SLAG4-100416 (3) (240-70382-9), BLD-SLAG5-100416 (1) (240-70382-10), BLD-SLAG5-100416 (2) (240-70382-11) and BLD-SLAG5-100416 (3) (240-70382-12) were analyzed for percent solids in accordance with EPA Method 160.3 MOD. The samples were analyzed on 10/05/2016.

Percent Moisture exceeded the RPD limit for the duplicate of sample BLG-SLAG4-100416 (1)DU (240-70382-1).

No additional analytical or quality issues were noted, other than those described above or in the Definitions/Glossary page.

Qualifiers

Metals

Qualifier	Qualifier Description
F1	MS and/or MSD Recovery is outside acceptance limits.
J	Result is less than the RL but greater than or equal to the MDL and the concentration is an approximate value.
F2	MS/MSD RPD exceeds control limits
B	Compound was found in the blank and sample.
U	Indicates the analyte was analyzed for but not detected.
4	MS, MSD: The analyte present in the original sample is greater than 4 times the matrix spike concentration; therefore, control limits are not applicable.
W	PS: Post-digestion spike was outside control limits
V	Serial Dilution exceeds the control limits

General Chemistry

Qualifier	Qualifier Description
F3	Duplicate RPD exceeds the control limit

Glossary

Abbreviation	These commonly used abbreviations may or may not be present in this report.
¤	Listed under the "D" column to designate that the result is reported on a dry weight basis
%R	Percent Recovery
CFL	Contains Free Liquid
CNF	Contains no Free Liquid
DER	Duplicate error ratio (normalized absolute difference)
Dil Fac	Dilution Factor
DL, RA, RE, IN	Indicates a Dilution, Re-analysis, Re-extraction, or additional Initial metals/anion analysis of the sample
DLC	Decision level concentration
MDA	Minimum detectable activity
EDL	Estimated Detection Limit
MDC	Minimum detectable concentration
MDL	Method Detection Limit
ML	Minimum Level (Dioxin)
NC	Not Calculated
ND	Not detected at the reporting limit (or MDL or EDL if shown)
PQL	Practical Quantitation Limit
QC	Quality Control
RER	Relative error ratio
RL	Reporting Limit or Requested Limit (Radiochemistry)
RPD	Relative Percent Difference, a measure of the relative difference between two points
TEF	Toxicity Equivalent Factor (Dioxin)
TEQ	Toxicity Equivalent Quotient (Dioxin)

Method Summary

Client: Tetra Tech, Inc. TestAmerica Job ID: 240-70382-1
Project/Site: MRC Slag Resample Block G/D

Method	Method Description	Protocol	Laboratory
6010C	Metals (ICP)	SW846	TAL CAN
6020A	Metals (ICP/MS)	SW846	TAL CAN
Moisture	Percent Moisture	EPA	TAL CAN

Protocol References:

EPA = US Environmental Protection Agency

SW846 = "Test Methods For Evaluating Solid Waste, Physical/Chemical Methods", Third Edition, November 1986 And Its Updates.

Laboratory References:

TAL CAN = TestAmerica Canton, 4101 Shuffel Street NW, North Canton, OH 44720, TEL (330)497-9396

Sample Summary

Client: Tetra Tech, Inc.
Project/Site: MRC Slag Resample Block G/D

TestAmerica Job ID: 240-70382-1

Lab Sample ID	Client Sample ID	Matrix	Collected	Received
240-70382-1	BLG-SLAG4-100416 (1)	Solid	10/04/16 08:30	10/05/16 09:15
240-70382-2	BLG-SLAG4-100416 (2)	Solid	10/04/16 08:30	10/05/16 09:15
240-70382-3	BLG-SLAG4-100416 (3)	Solid	10/04/16 08:30	10/05/16 09:15
240-70382-4	BLG-SLAG5-100416 (1)	Solid	10/04/16 08:40	10/05/16 09:15
240-70382-5	BLG-SLAG5-100416 (2)	Solid	10/04/16 08:40	10/05/16 09:15
240-70382-6	BLG-SLAG5-100416 (3)	Solid	10/04/16 08:40	10/05/16 09:15
240-70382-7	BLD-SLAG4-100416 (1)	Solid	10/04/16 08:50	10/05/16 09:15
240-70382-8	BLD-SLAG4-100416 (2)	Solid	10/04/16 08:50	10/05/16 09:15
240-70382-9	BLD-SLAG4-100416 (3)	Solid	10/04/16 08:50	10/05/16 09:15
240-70382-10	BLD-SLAG5-100416 (1)	Solid	10/04/16 09:00	10/05/16 09:15
240-70382-11	BLD-SLAG5-100416 (2)	Solid	10/04/16 09:00	10/05/16 09:15
240-70382-12	BLD-SLAG5-100416 (3)	Solid	10/04/16 09:00	10/05/16 09:15

TestAmerica Baltimore
7526 Connelley Drive
Suite F
Hanover, MD 21076
Phone: 410.766.2516 Fax:

3.8/C4.2

180325

Chain of Custody Record

000015

TestAmerica
THE LEADER IN ENVIRONMENTAL TESTING
TestAmerica Laboratories, Inc.
TAL-8210 (0713)

Regulatory Program: ☐ DW ☐ NPDES ☐ RCRA ☐ Other:

BALTIMORE

Client Contact	Project Manager: MARTIN	Site Contact: MILLES	Date: 10/4/16	COC No:
Company Name: TETRA TECH INC.	Tel/Fax: 301-528-3000	Lab Contact: MCFADDEN	Carrier: FedEx	1 of 1 COCs
Address: 10251 CENTURY BLVD STE. 200	Analysis Turnaround Time			Sampler:
City/State/Zip: GERMANTOWN, MD, 20874	☐ CALENDAR DAYS ☐ WORKING DAYS			For Lab Use Only:
Phone: 301-528-3021	TAT if different from Below			Walk-in Client:
Fax: —	☐ 2 weeks ☐ 1 week 5 DAYS ☐ 2 days ☐ 1 day			Lab Sampling:
Project Name: MRC SLAG RESAMPLE				Job / SDG No.:
Site: MRC BLOCK G/D				
PO # 112IC07931				

Sample Identification	Sample Date	Sample Time	Sample Type (C=Comp, G=Grab)	Matrix	# of Cont.	Filtered Sample (Y/N)	Perform MS / MSD (Y/N)	Metals (6020)	Sample Specific Notes:
BLG-SLAG4-100416	10/4/16	0830	G	SOLID	1			X	
BLG-SLAG4-100416-MS		0000						X	
BLG-SLAG4-100416-MSD		0000						X	
BLG-SLAG5-100416		0840						X	★ SLAG 5 ★
BLD-SLAG4-100416		0850						X	
BLD-SLAG5-100416		0900						X	

10/4/16

240-70382 Chain of Custody

Preservation Used: 1= Ice, 2= HCl; 3= H2SO4; 4=HNO3; 5=NaOH; 6= Other

Possible Hazard Identification:
Are any samples from a listed EPA Hazardous Waste? Please List any EPA Waste Codes for the sample in the Comments Section if the lab is to dispose of the sample.

☑ Non-Hazard ☐ Flammable ☐ Skin Irritant ☐ Poison B ☐ Unknown

Sample Disposal (A fee may be assessed if samples are retained longer than 1 month)

☐ Return to Client ☑ Disposal by Lab ☐ Archive for _____ Months

Special Instructions/QC Requirements & Comments: MRC BLOCK G/D SLAG SAMPLING RE-SAMPLE 112IC07931

Custody Seals Intact: ☐ Yes ☐ No	Custody Seal No.:		Cooler Temp. (°C): Obs'd:	Corr'd:	Therm ID No.:
Relinquished by:	Company: Tetra Tech	Date/Time: 10/4/16 1000	Received by:	Company: Test America	Date/Time: 10/4/16 1005
Relinquished by:	Company: TestAmerica	Date/Time: 10-4-2016 1340	Received by:	Company:	Date/Time:
Relinquished by:	Company:	Date/Time:	Received in Laboratory by:	Company:	Date/Time:

TestAmerica Canton Sample Receipt Form/Narrative **Login # :** 70382
Canton Facility

Client Tetra Tech Site Name _____ Cooler unpacked by:

Cooler Received on 10/5/16 Opened on 10/5/16

FedEx: 1st Grd (Exp) UPS FAS Stetson Client Drop Off TestAmerica Courier Other _____

Receipt After-hours: Drop-off Date/Time _____ Storage Location _____

TestAmerica Cooler # _____ Foam Box (Client Cooler) Box Other _____

Packing material used: (Bubble Wrap) Foam Plastic Bag None Other _____

COOLANT: (Wet Ice) Blue Ice Dry Ice Water None

1. Cooler temperature upon receipt ☐ See Multiple Cooler Form

IR GUN# IR-8 (CF +0.4 °C) Observed Cooler Temp. 3.8 °C Corrected Cooler Temp. 4.2 °C

IR GUN #36 (CF +1.3°C) Observed Cooler Temp. _____ °C Corrected Cooler Temp. _____ °C

2. Were custody seals on the outside of the cooler(s)? If Yes Quantity 1	(Yes)	No
-Were custody seals on the outside of the cooler(s) signed & dated?	(Yes)	No NA
-Were custody seals on the bottle(s) or bottle kits (LLHg/MeHg)?	Yes	(No)
3. Shippers' packing slip attached to the cooler(s)?	(Yes)	No
4. Did custody papers accompany the sample(s)?	(Yes)	No
5. Were the custody papers relinquished & signed in the appropriate place?	(Yes)	No
6. Was/were the person(s) who collected the samples clearly identified on the COC?	Yes	(No)
7. Did all bottles arrive in good condition (Unbroken)?	(Yes)	No
8. Could all bottle labels be reconciled with the COC?	(Yes)	No
9. Were correct bottle(s) used for the test(s) indicated?	(Yes)	No
10. Sufficient quantity received to perform indicated analyses?	(Yes)	No
11. Are these work share samples?	Yes	(No)
If yes, Questions 11-15 have been checked at the originating laboratory.		
11. Were sample(s) at the correct pH upon receipt?	Yes No	(NA) pH Strip Lot# **HC574756**
12. Were VOAs on the COC?	Yes	(No)
13. Were air bubbles >6 mm in any VOA vials?	Yes No	(NA)
14. Was a VOA trip blank present in the cooler(s)? Trip Blank Lot # _____	Yes	(No)
15. Was a LL Hg or Me Hg trip blank present? _____	Yes	(No)

Contacted PM _____ Date _____ by _____ via Verbal Voice Mail Other

Concerning _____

14. CHAIN OF CUSTODY & SAMPLE DISCREPANCIES Samples processed by:

15. SAMPLE CONDITION

Sample(s) _____ were received after the recommended holding time had expired.

Sample(s) _____ were received in a broken container.

Sample(s) _____ were received with bubble >6 mm in diameter. (Notify PM)

16. SAMPLE PRESERVATION

Sample(s) _____ were further preserved in the laboratory.

Time preserved: _____ Preservative(s) added/Lot number(s): _____

METALS

COVER PAGE
METALS

Lab Name: TestAmerica Canton Job Number: 240-70382-1

SDG No.:

Project: MRC Slag Resample Block G/D

Client Sample ID	Lab Sample ID
BLG-SLAG4-100416 (1)	240-70382-1
BLG-SLAG4-100416 (2)	240-70382-2
BLG-SLAG4-100416 (3)	240-70382-3
BLG-SLAG5-100416 (1)	240-70382-4
BLG-SLAG5-100416 (2)	240-70382-5
BLG-SLAG5-100416 (3)	240-70382-6
BLD-SLAG4-100416 (1)	240-70382-7
BLD-SLAG4-100416 (2)	240-70382-8
BLD-SLAG4-100416 (3)	240-70382-9
BLD-SLAG5-100416 (1)	240-70382-10
BLD-SLAG5-100416 (2)	240-70382-11
BLD-SLAG5-100416 (3)	240-70382-12

Comments:

2A-IN
CALIBRATION VERIFICATIONS
METALS

Lab Name: TestAmerica Canton Job No.: 240-70382-1

SDG No.:

ICV Source: MT6500ICV_00034 Concentration Units: ug/L

CCV Source: MTICPCCV_00079

Analyte	ICV 240-250359/4 10/07/2016 08:40				CCV 240-250359/42 10/07/2016 11:20				CCV 240-250359/54 10/07/2016 12:11			
	Found	C	True	%R	Found	C	True	%R	Found	C	True	%R
Aluminum	12800		12500	102	25200		25000	101	25300		25000	101
Antimony	384		375	102	526		500	105	526		500	105
Arsenic	390		375	104	517		500	103	513		500	103
Barium	1490		1500	99	2030		2000	101	2040		2000	102
Beryllium	1510		1500	101	2080		2000	104	2090		2000	105
Cadmium	383		375	102	519		500	104	521		500	104
Calcium	24600		25000	99	50600		50000	101	50800		50000	102
Chromium	1500		1500	100	2050		2000	102	2050		2000	102
Cobalt	1480		1500	99	2040		2000	102	2040		2000	102
Copper	1500		1500	100	2080		2000	104	2080		2000	104
Iron	12900		12500	103	26100		25000	104	26200		25000	105
Lead	379		375	101	497		500	99	495		500	99
Magnesium	26000		25000	104	52500		50000	105	52800		50000	106
Manganese	1530		1500	102	2110		2000	106	2110		2000	106
Nickel	1510		1500	101	2040		2000	102	2030		2000	102
Potassium	25100		25000	101	49100		50000	98	49100		50000	98
Selenium	386		375	103	519		500	104	516		500	103
Silver	756		750	101	1030		1000	103	1030		1000	103
Sodium	25400		25000	102	49100		50000	98	49300		50000	99
Thallium	754		750	101	1020		1000	102	1020		1000	102
Vanadium	1540		1500	102	1970		2000	99	1970		2000	99
Zinc	1540		1500	102	2080		2000	104	2070		2000	104

Note! Calculations are performed before rounding to avoid round-off errors in calculated results.
Italicized analytes were not requested for this sequence.

Lab Name: TestAmerica Canton Job No.: 240-70382-1

SDG No.:

ICV Source: MT6500ICV_00034 Concentration Units: ug/L

CCV Source: MTICPCCV_00079

Analyte	CCV 240-250359/66 10/07/2016 13:02											
	Found	C	True	%R	Found	C	True	%R	Found	C	True	%R
Aluminum	25200		25000	101								
Antimony	526		500	105								
Arsenic	516		500	103								
Barium	2020		2000	101								
Beryllium	2080		2000	104								
Cadmium	523		500	105								
Calcium	50500		50000	101								
Chromium	2040		2000	102								
Cobalt	2050		2000	102								
Copper	2070		2000	104								
Iron	26000		25000	104								
Lead	497		500	99								
Magnesium	52500		50000	105								
Manganese	2090		2000	104								
Nickel	2050		2000	102								
Potassium	48800		50000	98								
Selenium	514		500	103								
Silver	1020		1000	102								
Sodium	49000		50000	98								
Thallium	1020		1000	102								
Vanadium	1970		2000	99								
Zinc	2080		2000	104								

Note! Calculations are performed before rounding to avoid round-off errors in calculated results.
Italicized analytes were not requested for this sequence.

Lab Name: TestAmerica Canton Job No.: 240-70382-1

SDG No.:

ICV Source: MT6500ICV_00034 Concentration Units: ug/L

CCV Source: MTICPCCV_00079

Analyte	ICV 240-250625/4 10/10/2016 09:34				CCV 240-250625/64 10/10/2016 17:47				CCV 240-250625/74 10/10/2016 18:30			
	Found	C	True	%R	Found	C	True	%R	Found	C	True	%R
Arsenic	389		375	104	505		500	101	521		500	104
Calcium	24400		25000	98	50300		50000	101	50700		50000	101
Copper	1480		1500	99	1880		2000	94	2010		2000	100
Manganese	1520		1500	101	1860		2000	93	2030		2000	102
Selenium	381		375	102	509		500	102	521		500	104
Thallium	748		750	100	951		1000	95	971		1000	97
Aluminum	12700		12500	101	24700		25000	99	25100		25000	100
Antimony	378		375	101	516		500	103	529		500	106
Barium	1480		1500	99	1990		2000	99	2050		2000	102
Beryllium	1500		1500	100	1910		2000	95	2030		2000	102
Cadmium	379		375	101	531		500	106	543		500	109
Chromium	1480		1500	99	1980		2000	99	2050		2000	103
Cobalt	1480		1500	98	1940		2000	97	1960		2000	98
Iron	12800		12500	102	24000		25000	96	25000		25000	100
Lead	372		375	99	487		500	97	494		500	99
Magnesium	25700		25000	103	48200		50000	96	50500		50000	101
Nickel	1510		1500	101	2070		2000	104	2090		2000	105
Potassium	24600		25000	98	47300		50000	95	46700		50000	93
Silver	750		750	100	957		1000	96	1010		1000	101
Sodium	25000		25000	100	47000		50000	94	50000		50000	100
Vanadium	1550		1500	103	2010		2000	101	2010		2000	101
Zinc	1540		1500	102	2020		2000	101	2040		2000	102

Note! Calculations are performed before rounding to avoid round-off errors in calculated results.
Italicized analytes were not requested for this sequence.

2A-IN
CALIBRATION VERIFICATIONS
METALS

Lab Name: TestAmerica Canton Job No.: 240-70382-1

SDG No.:

ICV Source: MT6500ICV_00034 Concentration Units: ug/L

CCV Source: MTICPCCV_00079

Analyte	CCV 240-250625/86 10/10/2016 19:23				CCV 240-250625/98 10/10/2016 20:15							
	Found	C	True	%R	Found	C	True	%R	Found	C	True	%R
Arsenic	520		500	104	518		500	104				
Calcium	50700		50000	101	50600		50000	101				
Copper	2020		2000	101	2020		2000	101				
Manganese	2080		2000	104	2070		2000	103				
Selenium	521		500	104	519		500	104				
Thallium	971		1000	97	967		1000	97				
Aluminum	25200		25000	101	25100		25000	100				
Antimony	526		500	105	531		500	106				
Barium	2050		2000	102	2040		2000	102				
Beryllium	2050		2000	103	2050		2000	102				
Cadmium	544		500	109	544		500	109				
Chromium	2060		2000	103	2060		2000	103				
Cobalt	1960		2000	98	1960		2000	98				
Iron	25200		25000	101	25100		25000	100				
Lead	495		500	99	494		500	99				
Magnesium	51200		50000	102	51200		50000	102				
Nickel	2080		2000	104	2080		2000	104				
Potassium	46700		50000	93	46500		50000	93				
Silver	1020		1000	102	1010		1000	101				
Sodium	50900		50000	102	50800		50000	102				
Vanadium	2010		2000	100	2000		2000	100				
Zinc	2040		2000	102	2030		2000	101				

Note! Calculations are performed before rounding to avoid round-off errors in calculated results.
Italicized analytes were not requested for this sequence.

2A-IN
CALIBRATION VERIFICATIONS
METALS

Lab Name: TestAmerica Canton Job No.: 240-70382-1

SDG No.:

ICV Source: MTMSICVW_00072 Concentration Units: ug/L

CCV Source: MTMSCAL2CCVW_00178

Analyte	ICV 240-251645/7 10/14/2016 15:07				CCV 240-251645/81 10/14/2016 20:25				CCV 240-251645/93 10/14/2016 21:15			
	Found	C	True	%R	Found	C	True	%R	Found	C	True	%R
Aluminum	201		200	100	251		250	100	269		250	108
Antimony	40.0		40.0	100	51.1		50.0	102	52.4		50.0	105
Arsenic	40.7		40.0	102	46.7		50.0	93	47.5		50.0	95
Barium	40.1		40.0	100	51.3		50.0	103	52.6		50.0	105
Beryllium	37.8		40.0	94	49.6		50.0	99	46.8		50.0	94
Cadmium	40.8		40.0	102	50.2		50.0	100	51.1		50.0	102
Calcium	20100		20000	101	25000		25000	100	25300		25000	101
Chromium	40.3		40.0	101	49.3		50.0	99	50.1		50.0	100
Cobalt	40.2		40.0	101	50.6		50.0	101	51.4		50.0	103
Copper	41.1		40.0	103	50.8		50.0	102	52.1		50.0	104
Iron	9990		10000	100	12600		12500	100	12500		12500	100
Lead	39.1		40.0	98	49.5		50.0	99	50.2		50.0	100
Magnesium	20100		20000	101	24100		25000	96	24200		25000	97
Manganese	201		200	100	253		250	101	257		250	103
Nickel	40.8		40.0	102	50.8		50.0	102	51.2		50.0	102
Potassium	20100		20000	100	24200		25000	97	24300		25000	97
Selenium	41.4		40.0	104	48.2		50.0	96	48.5		50.0	97
Silver	39.4		40.0	99	50.1		50.0	100	49.8		50.0	100
Sodium	20000		20000	100	23500		25000	94	23700		25000	95
Thallium	36.5		40.0	91	46.5		50.0	93	47.1		50.0	94
Vanadium	40.3		40.0	101	48.6		50.0	97	49.7		50.0	99
Zinc	41.3		40.0	103	48.8		50.0	98	47.9		50.0	96

Note! Calculations are performed before rounding to avoid round-off errors in calculated results.
Italicized analytes were not requested for this sequence.

Lab Name: TestAmerica Canton Job No.: 240-70382-1

SDG No.:

ICV Source: MTMSICVW_00072 Concentration Units: ug/L

CCV Source: MTMSCAL2CCVW_00178

Analyte	CCV 240-251645/105 10/14/2016 22:06											
	Found	C	True	%R	Found	C	True	%R	Found	C	True	%R
Aluminum	253		250	101								
Antimony	52.9		50.0	106								
Arsenic	47.9		50.0	96								
Barium	53.8		50.0	108								
Beryllium	47.0		50.0	94								
Cadmium	51.1		50.0	102								
Calcium	25500		25000	102								
Chromium	50.3		50.0	101								
Cobalt	52.0		50.0	104								
Copper	52.2		50.0	104								
Iron	12600		12500	101								
Lead	50.4		50.0	101								
Magnesium	24100		25000	96								
Manganese	260		250	104								
Nickel	52.0		50.0	104								
Potassium	24400		25000	98								
Selenium	48.0		50.0	96								
Silver	50.7		50.0	101								
Sodium	23300		25000	93								
Thallium	46.8		50.0	94								
Vanadium	50.1		50.0	100								
Zinc	48.0		50.0	96								

Note! Calculations are performed before rounding to avoid round-off errors in calculated results.
Italicized analytes were not requested for this sequence.

2A-IN
CALIBRATION VERIFICATIONS
METALS

Lab Name: TestAmerica Canton Job No.: 240-70382-1

SDG No.:

ICV Source: MTMSICVW_00072 Concentration Units: ug/L

CCV Source: MTMSCAL2CCVW_00179

Analyte	ICV 240-251858/7 10/17/2016 14:48				CCV 240-251858/118 10/17/2016 22:56				CCV 240-251858/130 10/17/2016 23:47			
	Found	C	True	%R	Found	C	True	%R	Found	C	True	%R
Calcium	20300		20000	101	24600		25000	98	24800		25000	99
Manganese	202		200	101	248		250	99	251		250	100
Aluminum	204		200	102	251		250	100	257		250	103
Antimony	40.5		40.0	101	52.0		50.0	104	51.7		50.0	103
Arsenic	40.5		40.0	101	48.4		50.0	97	48.8		50.0	98
Barium	39.5		40.0	99	50.4		50.0	101	50.7		50.0	101
Beryllium	39.4		40.0	99	47.3		50.0	95	47.6		50.0	95
Cadmium	40.5		40.0	101	51.0		50.0	102	51.5		50.0	103
Chromium	40.8		40.0	102	50.5		50.0	101	50.2		50.0	100
Cobalt	40.8		40.0	102	50.7		50.0	101	50.4		50.0	101
Copper	41.7		40.0	104	51.6		50.0	103	51.6		50.0	103
Iron	10200		10000	102	12700		12500	101	12600		12500	101
Lead	40.7		40.0	102	50.8		50.0	102	51.0		50.0	102
Magnesium	20600		20000	103	24800		25000	99	24800		25000	99
Nickel	40.3		40.0	101	47.1		50.0	94	47.5		50.0	95
Potassium	20300		20000	101	24600		25000	99	24600		25000	98
Selenium	42.3		40.0	106	50.3		50.0	101	50.7		50.0	101
Silver	40.3		40.0	101	50.1		50.0	100	50.4		50.0	101
Sodium	20200		20000	101	24600		25000	98	24600		25000	98
Thallium	39.9		40.0	100	49.8		50.0	100	50.4		50.0	101
Vanadium	41.3		40.0	103	49.7		50.0	99	50.2		50.0	100
Zinc	41.7		40.0	104	52.4		50.0	105	52.1		50.0	104

Note! Calculations are performed before rounding to avoid round-off errors in calculated results.
Italicized analytes were not requested for this sequence.

Lab Name: TestAmerica Canton Job No.: 240-70382-1

SDG No.:

ICV Source: MTMSICVW_00072 Concentration Units: ug/L

CCV Source: MTMSCAL2CCVW_00179

Analyte	CCV 240-251858/141 10/18/2016 00:34											
	Found	C	True	%R	Found	C	True	%R	Found	C	True	%R
Calcium	24800		25000	99								
Manganese	250		250	100								
Aluminum	253		250	101								
Antimony	51.0		50.0	102								
Arsenic	47.9		50.0	96								
Barium	50.5		50.0	101								
Beryllium	48.8		50.0	98								
Cadmium	50.4		50.0	101								
Chromium	50.2		50.0	100								
Cobalt	50.4		50.0	101								
Copper	51.4		50.0	103								
Iron	12600		12500	101								
Lead	51.2		50.0	102								
Magnesium	24700		25000	99								
Nickel	47.8		50.0	96								
Potassium	24800		25000	99								
Selenium	48.6		50.0	97								
Silver	50.5		50.0	101								
Sodium	24200		25000	97								
Thallium	50.5		50.0	101								
Vanadium	49.5		50.0	99								
Zinc	52.3		50.0	105								

Note! Calculations are performed before rounding to avoid round-off errors in calculated results.
Italicized analytes were not requested for this sequence.

2B-IN
CRQL CHECK STANDARD
METALS

Lab Name: TestAmerica Canton Job No.: 240-70382-1

SDG No.:

Method: 6010C Instrument ID: I9

Lab Sample ID: CRI 240-250359/6 Concentration Units: ug/L

CRQL Check Standard Source: MTTRCRIC_00040

Analyte	CRQL Check Standard				
	True	Found	Qualifiers	%R(1)	Limits
Aluminum	200	191	J	95	70-130
Silver	10.0	10.0		100	70-130
Barium	200	199	J	100	70-130
Beryllium	5.00	4.99	J	100	70-130
Calcium	5000	5130		103	70-130
Cadmium	5.00	5.06		101	70-130
Cobalt	10.0	9.73	J	97	70-130
Chromium	10.0	10.2		102	70-130
Copper	20.0	19.5	J	97	70-130
Iron	200	211		105	70-130
Potassium	5000	4940	J	99	70-130
Magnesium	5000	5300		106	70-130
Manganese	15.0	15.6		104	70-130
Sodium	5000	5020		100	70-130
Nickel	40.0	38.5	J	96	70-130
Antimony	20.0	19.8	J	99	70-130
Vanadium	10.0	11.5		115	70-130
Zinc	50.0	47.6	J	95	70-130
Arsenic	15.0	15.0		100	70-130
Lead	10.0	11.4		114	70-130
Selenium	20.0	18.0	J	90	70-130
Thallium	20.0	19.3	J	97	70-130

Lab Sample ID: CRI 240-250359/65 Concentration Units: ug/L

CRQL Check Standard Source: MTTRCRIC_00040

Analyte	CRQL Check Standard				
	True	Found	Qualifiers	%R(1)	Limits
Aluminum	200	200		100	70-130
Silver	10.0	9.54	J	95	70-130
Barium	200	197	J	99	70-130
Beryllium	5.00	5.05		101	70-130
Calcium	5000	4980	J	100	70-130
Cadmium	5.00	5.12		102	70-130
Cobalt	10.0	9.45	J	94	70-130
Chromium	10.0	10.2		102	70-130

Note! Calculations are performed before rounding to avoid round-off errors in calculated results.

FORM IIB-IN

2B-IN
CRQL CHECK STANDARD
METALS

Lab Name: TestAmerica Canton Job No.: 240-70382-1

SDG No.:

Method: 6010C Instrument ID: I9

Lab Sample ID: CRI 240-250359/65 Concentration Units: ug/L

CRQL Check Standard Source: MTTRCRIC_00040

Analyte	CRQL Check Standard				
	True	Found	Qualifiers	%R(1)	Limits
Copper	20.0	19.6	J	98	70-130
Iron	200	208		104	70-130
Potassium	5000	4650	J	93	70-130
Magnesium	5000	5320		106	70-130
Manganese	15.0	16.1		107	70-130
Sodium	5000	4700	J	94	70-130
Nickel	40.0	38.8	J	97	70-130
Antimony	20.0	20.2		101	70-130
Vanadium	10.0	10.5		105	70-130
Zinc	50.0	47.2	J	94	70-130
Arsenic	15.0	15.9		106	70-130
Lead	10.0	10.4		104	70-130
Selenium	20.0	17.8	J	89	70-130
Thallium	20.0	19.2	J	96	70-130

Lab Sample ID: CRI 240-250625/6 Concentration Units: ug/L

CRQL Check Standard Source: MTTRCRIC_00040

Analyte	CRQL Check Standard				
	True	Found	Qualifiers	%R(1)	Limits
Aluminum	200	227		113	70-130
Silver	10.0	9.91	J	99	70-130
Barium	200	197	J	98	70-130
Beryllium	5.00	4.93	J	99	70-130
Calcium	5000	5030		101	70-130
Cadmium	5.00	4.96	J	99	70-130
Cobalt	10.0	9.95	J	99	70-130
Chromium	10.0	9.97	J	100	70-130
Copper	20.0	19.7	J	99	70-130
Iron	200	205		102	70-130
Potassium	5000	4780	J	96	70-130
Magnesium	5000	5190		104	70-130
Manganese	15.0	15.3		102	70-130
Sodium	5000	4910	J	98	70-130
Nickel	40.0	39.0	J	97	70-130
Antimony	20.0	20.7		103	70-130

Note! Calculations are performed before rounding to avoid round-off errors in calculated results.

FORM IIB-IN

2B-IN
CRQL CHECK STANDARD
METALS

Lab Name: TestAmerica Canton Job No.: 240-70382-1

SDG No.:

Method: 6010C Instrument ID: I9

Lab Sample ID: CRI 240-250625/6 Concentration Units: ug/L

CRQL Check Standard Source: MTTRCRIC_00040

Analyte	CRQL Check Standard				
	True	Found	Qualifiers	%R(1)	Limits
Vanadium	10.0	11.2		112	70-130
Zinc	50.0	48.2	J	96	70-130
Arsenic	15.0	14.5	J	97	70-130
Lead	10.0	10.0		100	70-130
Selenium	20.0	20.4		102	70-130
Thallium	20.0	20.1		101	70-130

Lab Sample ID: CRI 240-250625/107 Concentration Units: ug/L

CRQL Check Standard Source: MTTRCRIC_00040

Analyte	CRQL Check Standard				
	True	Found	Qualifiers	%R(1)	Limits
Aluminum	200	248		124	70-130
Silver	10.0	9.87	J	99	70-130
Barium	200	196	J	98	70-130
Beryllium	5.00	5.01		100	70-130
Calcium	5000	4970	J	99	70-130
Cadmium	5.00	5.36		107	70-130
Cobalt	10.0	9.17	J	92	70-130
Chromium	10.0	10.1		101	70-130
Copper	20.0	20.3	J	102	70-130
Iron	200	201		100	70-130
Potassium	5000	4320	J	86	70-130
Magnesium	5000	5170		103	70-130
Manganese	15.0	15.6		104	70-130
Sodium	5000	4890	J	98	70-130
Nickel	40.0	38.9	J	97	70-130
Antimony	20.0	20.0		100	70-130
Vanadium	10.0	10.7		107	70-130
Zinc	50.0	46.4	J	93	70-130
Arsenic	15.0	15.4		102	70-130
Lead	10.0	9.84	J	98	70-130
Selenium	20.0	20.0		100	70-130
Thallium	20.0	19.5	J	97	70-130

Note! Calculations are performed before rounding to avoid round-off errors in calculated results.

FORM IIB-IN

2B-IN
CRQL CHECK STANDARD
METALS

Lab Name: TestAmerica Canton Job No.: 240-70382-1

SDG No.:

Method: 6020A Instrument ID: I10

Lab Sample ID: CRI 240-251645/9 Concentration Units: ug/L

CRQL Check Standard Source: MTMSCRI6020AW_00044

Analyte	CRQL Check Standard				
	True	Found	Qualifiers	%R(1)	Limits
Silver	1.00	1.03		103	70-130
Aluminum	50.0	47.5	J	95	70-130
Arsenic	5.00	4.96	J	99	70-130
Barium	5.00	4.92	J	98	70-130
Beryllium	1.00	0.769	J	77	70-130
Calcium	1000	1010		101	70-130
Cadmium	1.00	1.02		102	70-130
Cobalt	1.00	1.07		107	70-130
Chromium	2.00	2.03		102	70-130
Copper	2.00	2.16		108	70-130
Iron	100	116		116	70-130
Potassium	1000	1030		103	70-130
Magnesium	1000	1050		105	70-130
Manganese	5.00	5.04		101	70-130
Sodium	1000	1010		101	70-130
Nickel	2.00	2.07		103	70-130
Lead	1.00	1.01		101	70-130
Selenium	5.00	5.27		105	70-130
Vanadium	5.00	4.94	J	99	70-130
Zinc	20.0	20.0		100	70-130
Antimony	2.00	1.99	J	99	70-130
Thallium	1.00	0.940	J	94	70-130

Lab Sample ID: CRI 240-251645/109 Concentration Units: ug/L

CRQL Check Standard Source: MTMSCRI6020AW_00044

Analyte	CRQL Check Standard				
	True	Found	Qualifiers	%R(1)	Limits
Silver	1.00	1.03		103	70-130
Aluminum	50.0	47.3	J	95	70-130
Arsenic	5.00	4.58	J	92	70-130
Barium	5.00	5.13		103	70-130
Beryllium	1.00	0.761	J	76	70-130
Calcium	1000	1010		101	70-130
Cadmium	1.00	1.01		101	70-130
Cobalt	1.00	1.07		107	70-130

Note! Calculations are performed before rounding to avoid round-off errors in calculated results.

FORM IIB-IN

2B-IN
CRQL CHECK STANDARD
METALS

Lab Name: TestAmerica Canton Job No.: 240-70382-1

SDG No.:

Method: 6020A Instrument ID: I10

Lab Sample ID: CRI 240-251645/109 Concentration Units: ug/L

CRQL Check Standard Source: MTMSCRI6020AW_00044

Analyte	CRQL Check Standard				
	True	Found	Qualifiers	%R(1)	Limits
Chromium	2.00	1.96	J	98	70-130
Copper	2.00	2.18		109	70-130
Iron	100	116		116	70-130
Potassium	1000	1010		101	70-130
Magnesium	1000	1010		101	70-130
Manganese	5.00	5.23		105	70-130
Sodium	1000	969	J	97	70-130
Nickel	2.00	2.05		103	70-130
Lead	1.00	1.05		105	70-130
Selenium	5.00	4.97	J	99	70-130
Vanadium	5.00	4.96	J	99	70-130
Zinc	20.0	19.0	J	95	70-130
Antimony	2.00	2.06		103	70-130
Thallium	1.00	0.970	J	97	70-130

Lab Sample ID: CRI 240-251858/9 Concentration Units: ug/L

CRQL Check Standard Source: MTMSCRI6020AW_00046

Analyte	CRQL Check Standard				
	True	Found	Qualifiers	%R(1)	Limits
Silver	1.00	1.10		110	70-130
Aluminum	50.0	48.5	J	97	70-130
Arsenic	5.00	4.92	J	98	70-130
Barium	5.00	5.08		102	70-130
Beryllium	1.00	0.912	J	91	70-130
Calcium	1000	978	J	98	70-130
Cadmium	1.00	0.997	J	100	70-130
Cobalt	1.00	1.04		104	70-130
Chromium	2.00	1.97	J	99	70-130
Copper	2.00	2.11		105	70-130
Iron	100	114		114	70-130
Potassium	1000	1000		100	70-130
Magnesium	1000	1020		102	70-130
Manganese	5.00	5.16		103	70-130
Sodium	1000	982	J	98	70-130
Nickel	2.00	1.95	J	97	70-130

Note! Calculations are performed before rounding to avoid round-off errors in calculated results.

FORM IIB-IN

2B-IN
CRQL CHECK STANDARD
METALS

Lab Name: TestAmerica Canton Job No.: 240-70382-1

SDG No.:

Method: 6020A Instrument ID: I10

Lab Sample ID: CRI 240-251858/9 Concentration Units: ug/L

CRQL Check Standard Source: MTMSCRI6020AW_00046

Analyte	CRQL Check Standard				
	True	Found	Qualifiers	%R(1)	Limits
Lead	1.00	1.04		104	70-130
Selenium	5.00	5.21		104	70-130
Vanadium	5.00	4.89	J	98	70-130
Zinc	20.0	21.3		107	70-130
Antimony	2.00	1.93	J	97	70-130
Thallium	1.00	1.04	J	104	70-130

Lab Sample ID: CRI 240-251858/143 Concentration Units: ug/L

CRQL Check Standard Source: MTMSCRI6020AW_00046

Analyte	CRQL Check Standard				
	True	Found	Qualifiers	%R(1)	Limits
Silver	1.00	1.05		105	70-130
Aluminum	50.0	49.7	J	99	70-130
Arsenic	5.00	4.72	J	94	70-130
Barium	5.00	4.86	J	97	70-130
Beryllium	1.00	1.01		101	70-130
Calcium	1000	1010		101	70-130
Cadmium	1.00	1.02		102	70-130
Cobalt	1.00	1.05		105	70-130
Chromium	2.00	1.94	J	97	70-130
Copper	2.00	2.13		106	70-130
Iron	100	116		116	70-130
Potassium	1000	1010		101	70-130
Magnesium	1000	1030		103	70-130
Manganese	5.00	5.27		105	70-130
Sodium	1000	994	J	99	70-130
Nickel	2.00	1.80	J	90	70-130
Lead	1.00	1.08		108	70-130
Selenium	5.00	5.25		105	70-130
Vanadium	5.00	4.88	J	98	70-130
Zinc	20.0	22.3		112	70-130
Antimony	2.00	1.96	J	98	70-130
Thallium	1.00	1.06	J	106	70-130

Note! Calculations are performed before rounding to avoid round-off errors in calculated results.

FORM IIB-IN

3-IN
INSTRUMENT BLANKS
METALS

Lab Name: TestAmerica Canton Job No.: 240-70382-1

SDG No.:

Concentration Units: ug/L

Analyte	RL	ICB 240-250359/5 10/07/2016 08:44		CCB 240-250359/43 10/07/2016 11:24		CCB 240-250359/55 10/07/2016 12:15		CCB 240-250359/67 10/07/2016 13:06	
		Found	C	Found	C	Found	C	Found	C
Aluminum	200	40	U	40	U	40	U	40	U
Antimony	20	3.1	U	3.1	U	3.1	U	3.1	U
Arsenic	15	3.3	U	3.3	U	3.3	U	3.3	U
Barium	200	2.4	U	2.4	U	2.4	U	2.4	U
Beryllium	5.0	0.21	U	0.21	U	0.21	U	0.21	U
Cadmium	5.0	0.29	U	0.29	U	0.29	U	0.29	U
Calcium	5000	710	U	710	U	710	U	710	U
Chromium	10	0.55	U	0.55	U	0.55	U	0.55	U
Cobalt	10	0.84	U	0.84	U	0.84	U	0.84	U
Copper	25	3.9	U	3.9	U	3.9	U	3.9	U
Iron	200	25	U	25	U	25	U	25	U
Lead	10	1.9	U	1.9	U	1.9	U	1.9	U
Magnesium	5000	230	U	230	U	230	U	230	U
Manganese	15	5.1	U	5.1	U	5.1	U	5.1	U
Nickel	40	1.6	U	1.6	U	1.6	U	1.6	U
Potassium	5000	70	U	70	U	70	U	70	U
Selenium	20	5.1	U	5.1	U	5.1	U	5.1	U
Silver	10	0.92	U	0.92	U	0.92	U	0.92	U
Sodium	5000	330	U	330	U	330	U	330	U
Thallium	20	2.1	U	2.1	U	2.1	U	2.1	U
Vanadium	10	4.4	U	4.4	U	4.4	U	4.4	U
Zinc	50	16	U	16	U	16	U	16	U

Italicized analytes were not requested for this sequence.

3-IN
INSTRUMENT BLANKS
METALS

Lab Name: TestAmerica Canton Job No.: 240-70382-1

SDG No.:

Concentration Units: ug/L

Analyte	RL	ICB 240-250625/5 10/10/2016 09:38		CCB 240-250625/65 10/10/2016 17:51		CCB 240-250625/75 10/10/2016 18:34		CCB 240-250625/87 10/10/2016 19:27	
		Found	C	Found	C	Found	C	Found	C
Arsenic	15	3.3	U	3.3	U	3.3	U	3.3	U
Calcium	5000	710	U	710	U	710	U	710	U
Copper	25	3.9	U	3.9	U	3.9	U	3.9	U
Manganese	15	5.1	U	5.1	U	5.1	U	5.1	U
Selenium	20	5.1	U	5.1	U	5.1	U	5.1	U
Thallium	20	2.1	U	2.1	U	2.1	U	2.1	U
Aluminum	200	40	U	76.8	J	57.1	J	40	U
Antimony	20	3.1	U	3.1	U	3.1	U	3.1	U
Barium	200	2.4	U	2.4	U	2.4	U	2.4	U
Beryllium	5.0	0.286	J	0.234	J	0.341	J	0.350	J
Cadmium	5.0	0.29	U	0.29	U	0.29	U	0.29	U
Chromium	10	0.55	U	0.55	U	0.55	U	0.55	U
Cobalt	10	0.84	U	0.84	U	0.84	U	0.84	U
Iron	200	25	U	25	U	25	U	25	U
Lead	10	1.9	U	1.9	U	1.9	U	1.9	U
Magnesium	5000	230	U	230	U	230	U	230	U
Nickel	40	1.6	U	1.6	U	1.6	U	1.6	U
Potassium	5000	74.1	J	70	U	70	U	70	U
Silver	10	0.92	U	0.92	U	0.92	U	0.92	U
Sodium	5000	330	U	330	U	330	U	330	U
Vanadium	10	4.4	U	4.4	U	4.4	U	4.4	U
Zinc	50	16	U	16	U	16	U	16	U

Italicized analytes were not requested for this sequence.

3-IN
INSTRUMENT BLANKS
METALS

Lab Name: TestAmerica Canton Job No.: 240-70382-1

SDG No.:

Concentration Units: ug/L

Analyte	RL	CCB 240-250625/99 10/10/2016 20:19							
		Found	C	Found	C	Found	C	Found	C
Arsenic	15	3.3	U						
Calcium	5000	710	U						
Copper	25	3.9	U						
Manganese	15	5.1	U						
Selenium	20	5.1	U						
Thallium	20	2.1	U						
Aluminum	200	53.6	J						
Antimony	20	3.1	U						
Barium	200	2.4	U						
Beryllium	5.0	0.211	J						
Cadmium	5.0	0.29	U						
Chromium	10	0.55	U						
Cobalt	10	0.84	U						
Iron	200	25	U						
Lead	10	1.9	U						
Magnesium	5000	230	U						
Nickel	40	1.6	U						
Potassium	5000	70	U						
Silver	10	0.92	U						
Sodium	5000	330	U						
Vanadium	10	4.4	U						
Zinc	50	16	U						

Italicized analytes were not requested for this sequence.

3-IN
INSTRUMENT BLANKS
METALS

Lab Name: TestAmerica Canton Job No.: 240-70382-1

SDG No.:

Concentration Units: ug/L

Analyte	RL	ICB 240-251645/8 10/14/2016 15:11		CCB 240-251645/82 10/14/2016 20:29		CCB 240-251645/94 10/14/2016 21:19		CCB 240-251645/106 10/14/2016 22:10	
		Found	C	Found	C	Found	C	Found	C
Aluminum	50	9.0	U	9.0	U	9.0	U	9.0	U
Antimony	2.0	0.170	J	0.16	U	0.16	U	0.16	U
Arsenic	5.0	0.18	U	0.18	U	0.18	U	0.18	U
Barium	5.0	1.1	U	1.1	U	1.1	U	1.1	U
Beryllium	1.0	0.053	U	0.0870	J	0.053	U	0.053	U
Cadmium	1.0	0.061	U	0.061	U	0.061	U	0.061	U
Calcium	1000	240	U	240	U	240	U	240	U
Chromium	2.0	0.20	U	0.20	U	0.20	U	0.20	U
Cobalt	1.0	0.021	U	0.021	U	0.021	U	0.021	U
Copper	2.0	0.75	U	0.75	U	0.75	U	0.75	U
Iron	100	16	U	16	U	16	U	16	U
Lead	1.0	0.11	U	0.11	U	0.11	U	0.11	U
Magnesium	1000	48	U	48	U	48	U	48	U
Manganese	5.0	1.1	U	1.1	U	1.1	U	1.1	U
Nickel	2.0	0.23	U	0.23	U	0.23	U	0.23	U
Potassium	1000	30	U	30	U	30	U	30	U
Selenium	5.0	0.25	U	0.25	U	0.25	U	0.25	U
Silver	1.0	0.020	U	0.020	U	0.020	U	0.020	U
Sodium	1000	68	U	68	U	68	U	68	U
Thallium	2.0	0.074	U	0.074	U	0.074	U	0.074	U
Vanadium	5.0	0.23	U	0.23	U	0.23	U	0.23	U
Zinc	20	7.3	U	7.3	U	7.3	U	7.3	U

Italicized analytes were not requested for this sequence.

3-IN
INSTRUMENT BLANKS
METALS

Lab Name: TestAmerica Canton Job No.: 240-70382-1

SDG No.:

Concentration Units: ug/L

Analyte	RL	ICB 240-251858/8 10/17/2016 14:53		CCB 240-251858/119 10/17/2016 23:00		CCB 240-251858/131 10/17/2016 23:51		CCB 240-251858/142 10/18/2016 00:38	
		Found	C	Found	C	Found	C	Found	C
Calcium	1000	240	U	240	U	240	U	240	U
Manganese	5.0	1.1	U	1.1	U	1.1	U	1.1	U
Aluminum	50	9.0	U	9.0	U	9.0	U	9.0	U
Antimony	2.0	0.321	J	0.193	J	0.252	J	0.214	J
Arsenic	5.0	0.18	U	0.18	U	0.18	U	0.18	U
Barium	5.0	1.1	U	1.1	U	1.1	U	1.1	U
Beryllium	1.0	0.053	U	0.0880	J	0.125	J	0.109	J
Cadmium	1.0	0.061	U	0.061	U	0.061	U	0.061	U
Chromium	2.0	0.20	U	0.20	U	0.20	U	0.20	U
Cobalt	1.0	0.021	U	0.0260	J	0.0360	J	0.0280	J
Copper	2.0	0.75	U	0.75	U	0.75	U	0.75	U
Iron	100	16	U	16	U	19.4	J	19.5	J
Lead	1.0	0.11	U	0.11	U	0.11	U	0.11	U
Magnesium	1000	48	U	48	U	48	U	48	U
Nickel	2.0	0.23	U	0.23	U	0.23	U	0.23	U
Potassium	1000	30	U	30	U	30	U	30	U
Selenium	5.0	0.25	U	0.25	U	0.25	U	0.25	U
Silver	1.0	0.020	U	0.020	U	0.020	U	0.020	U
Sodium	1000	68	U	68	U	68	U	68	U
Thallium	2.0	0.074	U	0.074	U	0.074	U	0.074	U
Vanadium	5.0	0.23	U	0.23	U	0.23	U	0.23	U
Zinc	20	7.3	U	7.3	U	7.3	U	7.3	U

Italicized analytes were not requested for this sequence.

3-IN
METHOD BLANK
METALS

Lab Name: TestAmerica Canton Job No.: 240-70382-1

SDG No.:

Concentration Units: mg/Kg Lab Sample ID: MB 240-250171/1-A

Instrument Code: I9 Batch No.: 250359

CAS No.	Analyte	Concentration	C	Q	Method
7429-90-5	Aluminum	5.8	U		6010C
7440-22-4	Silver	0.063	U		6010C
7440-39-3	Barium	0.41	U		6010C
7440-41-7	Beryllium	0.026	U		6010C
7440-70-2	Calcium	32.5	J		6010C
7440-43-9	Cadmium	0.021	U		6010C
7440-48-4	Cobalt	0.047	U		6010C
7440-47-3	Chromium	0.0754	J		6010C
7440-50-8	Copper	0.23	U		6010C
7439-89-6	Iron	3.2	U		6010C
7440-09-7	Potassium	6.2	U		6010C
7439-95-4	Magnesium	11.0	J		6010C
7439-96-5	Manganese	0.131	J		6010C
7440-23-5	Sodium	19	U		6010C
7440-02-0	Nickel	0.080	U		6010C
7440-36-0	Antimony	0.48	U		6010C
7440-62-2	Vanadium	0.20	U		6010C
7440-66-6	Zinc	0.56	U		6010C
7440-38-2	Arsenic	0.41	U		6010C
7439-92-1	Lead	0.20	U		6010C
7782-49-2	Selenium	0.34	U		6010C
7440-28-0	Thallium	0.13	U		6010C

3-IN
METHOD BLANK
METALS

Lab Name: TestAmerica Canton Job No.: 240-70382-1

SDG No.:

Concentration Units: mg/Kg Lab Sample ID: MB 240-250171/1-A ^2

Instrument Code: I10 Batch No.: 251645

CAS No.	Analyte	Concentration	C	Q	Method
7440-22-4	Silver	0.0014	U		6020A
7429-90-5	Aluminum	4.60	J		6020A
7440-38-2	Arsenic	0.026	U		6020A
7440-39-3	Barium	0.22	U		6020A
7440-41-7	Beryllium	0.011	U		6020A
7440-70-2	Calcium	38.2	J		6020A
7440-43-9	Cadmium	0.00460	J		6020A
7440-48-4	Cobalt	0.00360	J		6020A
7440-47-3	Chromium	0.119	J		6020A
7440-50-8	Copper	0.142	J		6020A
7439-89-6	Iron	12.0	J		6020A
7440-09-7	Potassium	5.41	J		6020A
7439-95-4	Magnesium	11.1	J		6020A
7439-96-5	Manganese	1.06			6020A
7440-23-5	Sodium	15.0	J		6020A
7440-02-0	Nickel	0.0538	J		6020A
7439-92-1	Lead	0.331			6020A
7782-49-2	Selenium	0.106	J		6020A
7440-62-2	Vanadium	0.037	U		6020A
7440-66-6	Zinc	2.11	J		6020A
7440-36-0	Antimony	0.0504	J		6020A
7440-28-0	Thallium	0.019	U		6020A

4A-IN
INTERFERENCE CHECK STANDARD
METALS

Lab Name: TestAmerica Canton Job No.: 240-70382-1

SDG No.:

Lab Sample ID: ICSA 240-250359/8 Instrument ID: I9

Lab File ID: I9100716A.asc ICS Source: MTTRICSAW_00031

Concentration Units: ug/L

Analyte	True Solution A	Found Solution A	Percent Recovery
Aluminum	**500000**	**503830**	**101**
Antimony		**-4.27**	
Arsenic		**1.98**	
Barium		**0.0342**	
Beryllium		**-0.0009**	
Cadmium		**0.0128**	
Calcium	**500000**	**473280**	**95**
Chromium		**3.57**	
Cobalt		**-0.384**	
Copper		**-0.883**	
Iron	**200000**	**190240**	**95**
Lead		**4.04**	
Magnesium	**500000**	**500660**	**100**
Manganese		**1.77**	
Nickel		**4.00**	
Potassium		**9.83**	
Selenium		**-3.31**	
Silver		**-0.790**	
Sodium		**147**	
Thallium		**1.94**	
Vanadium		**-3.79**	
Zinc		**6.51**	
Boron		*-3.85*	
Lithium		*8.00*	
Molybdenum		*-0.808*	
Silicon		*3.53*	
Strontium		*12.0*	
Tin		*5.03*	
Titanium		*-0.418*	

Calculations are performed before rounding to avoid round-off errors in calculated results.

FORM IVA-IN

4A-IN
INTERFERENCE CHECK STANDARD
METALS

Lab Name: TestAmerica Canton Job No.: 240-70382-1

SDG No.:

Lab Sample ID: ICSAB 240-250359/9 Instrument ID: I9

Lab File ID: I9100716A.asc ICS Source: MTICPICSABW_00011

Concentration Units: ug/L

Analyte	True Solution AB	Found Solution AB	Percent Recovery
Aluminum	**500000**	**503340**	**101**
Antimony	**1000**	**1005**	**101**
Arsenic	**1000**	**1033**	**103**
Barium	**500**	**491**	**98**
Beryllium	**500**	**483**	**97**
Cadmium	**1000**	**1038**	**104**
Calcium	**500000**	**484580**	**97**
Chromium	**500**	**491**	**98**
Cobalt	**500**	**498**	**100**
Copper	**500**	**532**	**106**
Iron	**200000**	**191840**	**96**
Lead	**1000**	**909**	**91**
Magnesium	**500000**	**501600**	**100**
Manganese	**500**	**505**	**101**
Nickel	**1000**	**953**	**95**
Potassium	**10000**	**10237**	**102**
Selenium	**1000**	**1005**	**101**
Silver	**1000**	**1093**	**109**
Sodium	**10000**	**10356**	**104**
Thallium	**1000**	**960**	**96**
Vanadium	**500**	**474**	**95**
Zinc	**1000**	**1019**	**102**
Boron	*500*	*499*	*100*
Lithium	*500*	*530*	*106*
Molybdenum	*1000*	*947*	*95*
Silicon	*10000*	*9887*	*99*
Strontium	*1500*	*1426*	*95*
Tin	*500*	*517*	*103*
Titanium	*500*	*522*	*104*

Calculations are performed before rounding to avoid round-off errors in calculated results.

FORM IVA-IN

4A-IN
INTERFERENCE CHECK STANDARD
METALS

Lab Name: TestAmerica Canton Job No.: 240-70382-1

SDG No.:

Lab Sample ID: ICSA 240-250625/8 Instrument ID: I9

Lab File ID: I9101016A.asc ICS Source: MTTRICSAW_00031

Concentration Units: ug/L

Analyte	True Solution A	Found Solution A	Percent Recovery
Arsenic		**3.23**	
Calcium	**500000**	**466460**	**93**
Copper		**0.216**	
Manganese		**1.72**	
Selenium		**1.73**	
Thallium		**1.37**	
Aluminum	*500000*	*500740*	*100*
Antimony		*0.329*	
Barium		*0.178*	
Beryllium		*-0.0179*	
Boron		*-7.06*	
Cadmium		*1.39*	
Chromium		*3.58*	
Cobalt		*-0.705*	
Iron	*200000*	*188640*	*94*
Lead		*2.32*	
Lithium		*10.2*	
Magnesium	*500000*	*496520*	*99*
Molybdenum		*-1.38*	
Nickel		*4.99*	
Potassium		*24.8*	
Silicon		*3.10*	
Silver		*-0.290*	
Sodium		*134*	
Strontium		*10.9*	
Tin		*4.72*	
Titanium		*-0.636*	
Vanadium		*-0.182*	
Zinc		*7.71*	

Calculations are performed before rounding to avoid round-off errors in calculated results.

FORM IVA-IN

4A-IN
INTERFERENCE CHECK STANDARD
METALS

Lab Name: TestAmerica Canton Job No.: 240-70382-1

SDG No.:

Lab Sample ID: ICSAB 240-250625/9 Instrument ID: I9

Lab File ID: I9101016A.asc ICS Source: MTICPICSABW_00011

Concentration Units: ug/L

Analyte	True Solution AB	Found Solution AB	Percent Recovery
Arsenic	**1000**	**1037**	**104**
Calcium	**500000**	**477660**	**96**
Copper	**500**	**525**	**105**
Manganese	**500**	**503**	**101**
Selenium	**1000**	**1006**	**101**
Thallium	**1000**	**959**	**96**
Aluminum	*500000*	*504420*	*101*
Antimony	*1000*	*1007*	*101*
Barium	*500*	*497*	*99*
Beryllium	*500*	*488*	*98*
Boron	*500*	*493*	*99*
Cadmium	*1000*	*1036*	*104*
Chromium	*500*	*488*	*98*
Cobalt	*500*	*501*	*100*
Iron	*200000*	*192450*	*96*
Lead	*1000*	*909*	*91*
Lithium	*500*	*559*	*112*
Magnesium	*500000*	*504550*	*101*
Molybdenum	*1000*	*942*	*94*
Nickel	*1000*	*957*	*96*
Potassium	*10000*	*10600*	*106*
Silicon	*10000*	*9877*	*99*
Silver	*1000*	*1087*	*109*
Sodium	*10000*	*10713*	*107*
Strontium	*1500*	*1480*	*99*
Tin	*500*	*515*	*103*
Titanium	*500*	*513*	*103*
Vanadium	*500*	*481*	*96*
Zinc	*1000*	*1032*	*103*

Calculations are performed before rounding to avoid round-off errors in calculated results.

FORM IVA-IN

4A-IN
INTERFERENCE CHECK STANDARD
METALS

Lab Name: TestAmerica Canton Job No.: 240-70382-1

SDG No.:

Lab Sample ID: ICSA 240-251645/10 Instrument ID: I10

Lab File ID: 010ICSA.d ICS Source: MTMSICSAW_00074

Concentration Units: ug/L

Analyte	True Solution A	Found Solution A	Percent Recovery
Aluminum	**50000**	**50072**	**100**
Antimony		**0.0320**	
Arsenic		**0.0350**	
Barium		**0.0470**	
Beryllium		**0.0000**	
Cadmium		**0.0220**	
Calcium	**50000**	**50615**	**101**
Chromium		**0.618**	
Cobalt		**0.0050**	
Copper		**0.275**	
Iron	**50000**	**50487**	**101**
Lead		**0.105**	
Magnesium	**50000**	**50331**	**101**
Manganese		**0.304**	
Nickel		**0.0110**	
Potassium	**50000**	**49923**	**100**
Selenium		**0.0060**	
Silver		**0.0110**	
Sodium	**50000**	**50820**	**102**
Thallium		**0.0040**	
Vanadium		**0.0750**	
Zinc		**0.0200**	
Boron		*-0.0770*	
Lithium		*0.210*	
Molybdenum	*1000*	*1072*	*107*
Strontium		*0.306*	
Tin		*-0.0600*	
Titanium	*1000*	*1005*	*100*
Tungsten		*0.0980*	

Calculations are performed before rounding to avoid round-off errors in calculated results.

FORM IVA-IN

4A-IN
INTERFERENCE CHECK STANDARD
METALS

Lab Name: TestAmerica Canton Job No.: 240-70382-1

SDG No.:

Lab Sample ID: ICSAB 240-251645/11 Instrument ID: I10

Lab File ID: 011ICAB.d ICS Source: MTMSICSABW_00071

Concentration Units: ug/L

Analyte	True Solution AB	Found Solution AB	Found Percent Recovery
Aluminum	**50000**	**50464**	**101**
Antimony	**100**	**102**	**102**
Arsenic	**100**	**101**	**101**
Barium	**100**	**101**	**101**
Beryllium	**100**	**111**	**111**
Cadmium	**100**	**101**	**101**
Calcium	**50000**	**51188**	**102**
Chromium	**100**	**104**	**104**
Cobalt	**100**	**105**	**105**
Copper	**100**	**105**	**105**
Iron	**50000**	**51006**	**102**
Lead	**100**	**106**	**106**
Magnesium	**50000**	**52067**	**104**
Manganese	**100**	**103**	**103**
Nickel	**100**	**105**	**105**
Potassium	**50000**	**50302**	**101**
Selenium	**100**	**99.8**	**100**
Silver	**100**	**100**	**100**
Sodium	**50000**	**51375**	**103**
Thallium	**100**	**103**	**103**
Vanadium	**100**	**103**	**103**
Zinc	**100**	**102**	**102**
Boron	*100*	*116*	*116*
Lithium	*100*	*115*	*115*
Molybdenum	*1100*	*1199*	*109*
Strontium	*100*	*100*	*100*
Tin	*100*	*99.5*	*99*
Titanium	*1100*	*1116*	*101*
Tungsten	*100*	*102*	*102*

Calculations are performed before rounding to avoid round-off errors in calculated results.

FORM IVA-IN

4A-IN
INTERFERENCE CHECK STANDARD
METALS

Lab Name: TestAmerica Canton Job No.: 240-70382-1

SDG No.:

Lab Sample ID: ICSA 240-251858/10 Instrument ID: I10

Lab File ID: 010ICSA.d ICS Source: MTMSICSAW_00074

Concentration Units: ug/L

Analyte	True Solution A	Found Solution A	Percent Recovery
Calcium	**50000**	**50003**	**100**
Manganese		**0.125**	
Aluminum	*50000*	*49406*	*99*
Antimony		*0.131*	
Arsenic		*0.0500*	
Barium		*0.0430*	
Beryllium		*0.0050*	
Boron		*-0.640*	
Cadmium		*0.0270*	
Chromium		*0.599*	
Cobalt		*0.0080*	
Copper		*0.289*	
Iron	*50000*	*49611*	*99*
Lead		*0.115*	
Lithium		*0.0880*	
Magnesium	*50000*	*49389*	*99*
Molybdenum	*1000*	*1065*	*106*
Nickel		*-0.0010*	
Potassium	*50000*	*49860*	*100*
Selenium		*0.136*	
Silver		*0.0160*	
Sodium	*50000*	*49052*	*98*
Strontium		*0.353*	
Thallium		*0.0050*	
Tin		*0.131*	
Titanium	*1000*	*1008*	*101*
Tungsten		*0.220*	
Vanadium		*0.0030*	
Zinc		*0.267*	

Calculations are performed before rounding to avoid round-off errors in calculated results.

FORM IVA-IN

4A-IN
INTERFERENCE CHECK STANDARD
METALS

Lab Name: TestAmerica Canton Job No.: 240-70382-1

SDG No.:

Lab Sample ID: ICSAB 240-251858/11 Instrument ID: I10

Lab File ID: 011ICAB.d ICS Source: MTMSICSABW_00071

Concentration Units: ug/L

Analyte	True Solution AB	Found Solution AB	Found Percent Recovery
Calcium	**50000**	**51781**	**104**
Manganese	**100**	**103**	**103**
Aluminum	*50000*	*51154*	*102*
Antimony	*100*	*105*	*105*
Arsenic	*100*	*102*	*102*
Barium	*100*	*102*	*102*
Beryllium	*100*	*111*	*111*
Boron	*100*	*107*	*107*
Cadmium	*100*	*102*	*102*
Chromium	*100*	*105*	*105*
Cobalt	*100*	*104*	*104*
Copper	*100*	*104*	*104*
Iron	*50000*	*51529*	*103*
Lead	*100*	*106*	*106*
Lithium	*100*	*110*	*110*
Magnesium	*50000*	*51189*	*102*
Molybdenum	*1100*	*1198*	*109*
Nickel	*100*	*104*	*104*
Potassium	*50000*	*51420*	*103*
Selenium	*100*	*102*	*102*
Silver	*100*	*103*	*103*
Sodium	*50000*	*51381*	*103*
Strontium	*100*	*103*	*103*
Thallium	*100*	*105*	*105*
Tin	*100*	*103*	*103*
Titanium	*1100*	*1166*	*106*
Tungsten	*100*	*105*	*105*
Vanadium	*100*	*103*	*103*
Zinc	*100*	*106*	*106*

Calculations are performed before rounding to avoid round-off errors in calculated results.

FORM IVA-IN

5A-IN
MATRIX SPIKE SAMPLE RECOVERY
METALS

Client ID: BLG-SLAG4-100416 (1) MS
Lab ID: 240-70382-1 MS
Lab Name: TestAmerica Canton
Job No.: 240-70382-1
SDG No.:
Matrix: Solid
Concentration Units: mg/Kg
% Solids: 97.5

Analyte	SSR	C	Sample Result (SR)	C	Spike Added (SA)	%R	Control Limit %R	Q	Method
Aluminum	12200		11000		154	712	75-125	4	6010C
Silver	2.57		0.050	U	3.85	67	75-125	F1	6010C
Barium	242		110		154	88	75-125		6010C
Beryllium	3.49		1.1		3.85	61	75-125	F1	6010C
Calcium	77200		65000		3850	321	75-125	4	6010C
Cadmium	2.63		0.096	J	3.85	66	75-125	F1	6010C
Cobalt	30.5		0.24	J	38.5	78	75-125		6010C
Chromium	20.3		7.1		15.4	86	75-125		6010C
Copper	17.6		1.4	J	19.3	84	75-125		6010C
Iron	4070		440		77.1	4714	75-125	4	6010C
Potassium	3640		990		3850	69	75-125	F1	6010C
Magnesium	22800		18000		3850	120	75-125	4	6010C
Manganese	2960		2200		38.5	2059	75-125	4	6010C
Sodium	3560		1200		3850	61	75-125	F1	6010C
Nickel	31.8		1.1	J	38.5	80	75-125		6010C
Antimony	12.7		0.42	J	38.5	32	75-125	F1	6010C
Vanadium	80.6		25		38.5	145	75-125	F1	6010C
Zinc	43.9		12		38.5	84	75-125		6010C
Arsenic	117		1.6	U	154	76	75-125		6010C
Lead	25.3		4.0		38.5	55	75-125	F1	6010C
Selenium	112		1.4	U	154	72	75-125	F1	6010C
Thallium	110		0.52	U	154	71	75-125	F1	6010C
Silver	6.55		0.018	J	8.20	80	75-125		6020A
Aluminum	15900		12000		820	480	75-125	4	6020A
Arsenic	64.1		0.43	J	82.0	78	75-125		6020A
Barium	314		140		82.0	211	75-125	F1	6020A
Beryllium	59.3		1.5		82.0	70	75-125	F1	6020A
Calcium	82600		65000		820	2127	75-125	4	6020A
Cadmium	67.6		0.088	J	82.0	82	75-125		6020A
Cobalt	59.3		0.14	J	82.0	72	75-125	F1	6020A
Chromium	68.7		8.0		82.0	74	75-125	F1	6020A
Copper	60.3		1.7		82.0	71	75-125	F1	6020A
Iron	1370		500		820	106	75-125		6020A
Potassium	2220		1100		820	137	75-125	F1	6020A
Magnesium	24400		20000		820	564	75-125	4	6020A
Manganese	3310		2200		82.0	1304	75-125	4	6020A
Sodium	2230		1300		820	110	75-125		6020A
Nickel	57.0		0.60		82.0	69	75-125	F1	6020A

Calculations are performed before rounding to avoid round-off errors in calculated results.
Note - Results and Reporting Limits have been adjusted for dry weight.

FORM VA - IN

5A-IN
MATRIX SPIKE SAMPLE RECOVERY
METALS

Client ID: BLG-SLAG4-100416 (1) MS
Lab ID: 240-70382-1 MS
Lab Name: TestAmerica Canton
Job No.: 240-70382-1
SDG No.:
Matrix: Solid
Concentration Units: mg/Kg
% Solids: 97.5

Analyte	SSR	C	Sample Result (SR)	C	Spike Added (SA)	%R	Control Limit %R	Q	Method
Lead	79.3		4.4		82.0	91	75-125		6020A
Selenium	58.9		1.5		82.0	70	75-125	F1	6020A
Vanadium	103		29		82.0	89	75-125		6020A
Zinc	69.9		10		82.0	73	75-125	F1	6020A
Antimony	3.47		0.72		8.20	34	75-125	F1	6020A
Thallium	17.5		0.021	J	20.5	85	75-125		6020A

SSR = Spiked Sample Result

Calculations are performed before rounding to avoid round-off errors in calculated results.
Note - Results and Reporting Limits have been adjusted for dry weight.

FORM VA - IN

5A-IN
MATRIX SPIKE DUPLICATE SAMPLE RECOVERY
METALS

Client ID: BLG-SLAG4-100416 (1) MSD | Lab ID: 240-70382-1 MSD

Lab Name: TestAmerica Canton | Job No.: 240-70382-1

SDG No.:

Matrix: Solid | Concentration Units: mg/Kg

% Solids: 97.5

Analyte	(SDR) C	Spike Added (SA)	%R	Control Limit %R	RPD	RPD Limit	Q	Method
Aluminum	13400	155	1458	75-125	9	20	4	6010C
Silver	2.58	3.88	66	75-125	0	20	F1	6010C
Barium	347	155	155	75-125	36	20	F1 F2	6010C
Beryllium	3.89	3.88	71	75-125	11	20	F1	6010C
Calcium	93300	3880	733	75-125	19	20	4	6010C
Cadmium	2.72	3.88	68	75-125	4	20	F1	6010C
Cobalt	31.0	38.8	79	75-125	2	20		6010C
Chromium	14.3	15.5	47	75-125	34	20	F1 F2	6010C
Copper	17.1	19.4	81	75-125	2	20		6010C
Iron	1010	77.7	739	75-125	120	20	4 F2	6010C
Potassium	3130	3880	55	75-125	15	20	F1	6010C
Magnesium	23900	3880	147	75-125	5	20	4	6010C
Manganese	2920	38.8	1960	75-125	1	20	4	6010C
Sodium	3580	3880	61	75-125	0	20	F1	6010C
Nickel	32.3	38.8	80	75-125	2	20		6010C
Antimony	14.7	38.8	37	75-125	15	20	F1	6010C
Vanadium	50.2	38.8	66	75-125	46	20	F1 F2	6010C
Zinc	49.5	38.8	98	75-125	12	20		6010C
Arsenic	121	155	78	75-125	3	20		6010C
Lead	27.5	38.8	61	75-125	8	20	F1	6010C
Selenium	117	155	76	75-125	5	20		6010C
Thallium	116	155	74	75-125	5	20	F1	6010C
Silver	6.31	8.01	79	75-125	4	20		6020A
Aluminum	19300	801	914	75-125	19	20	4	6020A
Arsenic	61.8	80.1	77	75-125	4	20		6020A
Barium	463	80.1	403	75-125	39	20	F1 F2	6020A
Beryllium	62.2	80.1	76	75-125	5	20		6020A
Calcium	117000	801	6466	75-125	34	20	4 F2	6020A
Cadmium	64.6	80.1	81	75-125	5	20		6020A
Cobalt	60.9	80.1	76	75-125	3	20		6020A
Chromium	69.8	80.1	77	75-125	2	20		6020A
Copper	63.8	80.1	78	75-125	6	20		6020A
Iron	1440	801	117	75-125	5	20		6020A
Potassium	1620	801	65	75-125	31	20	F1 F2	6020A

Calculations are performed before rounding to avoid round-off errors in calculated results.
Note - Results and Reporting Limits have been adjusted for dry weight.

FORM VD - IN

5A-IN
MATRIX SPIKE DUPLICATE SAMPLE RECOVERY
METALS

Client ID: BLG-SLAG4-100416 (1) MSD
Lab ID: 240-70382-1 MSD
Lab Name: TestAmerica Canton
Job No.: 240-70382-1
SDG No.:
Matrix: Solid
Concentration Units: mg/Kg
% Solids: 97.5

Analyte	(SDR) C		Spike Added (SA)	%R	Control Limit %R	RPD	RPD Limit	Q	Method
Magnesium	28700		801	1105	75-125	16	20	4	6020A
Manganese	3230		80.1	1229	75-125	3	20	4	6020A
Sodium	1630		801	38	75-125	31	20	F1 F2	6020A
Nickel	59.1		80.1	73	75-125	4	20	F1	6020A
Lead	85.2		80.1	101	75-125	7	20		6020A
Selenium	57.4		80.1	70	75-125	3	20	F1	6020A
Vanadium	82.2		80.1	66	75-125	22	20	F1 F2	6020A
Zinc	77.2		80.1	84	75-125	10	20		6020A
Antimony	3.08		8.01	30	75-125	12	20	F1	6020A
Thallium	17.2		20.0	86	75-125	2	20		6020A

SDR = Sample Duplicate Result

Calculations are performed before rounding to avoid round-off errors in calculated results.
Note - Results and Reporting Limits have been adjusted for dry weight.

FORM VD - IN

5B-IN
POST DIGESTION SPIKE SAMPLE RECOVERY
METALS

Client ID: BLG-SLAG4-100416 (1) PDS Lab ID: 240-70382-1 PDS

Lab Name: TestAmerica Canton Job No.: 240-70382-1

SDG No.:

Matrix: Solid Concentration Units: mg/Kg

Analyte	SSR	C	Sample Result (SR)	C	Spike Added (SA)	%R	Control Limit %R	Q	Method
Silver	2.16		0.050	U	4.00	54	80-120	W	6010C
Barium	244		110		160	85	80-120		6010C
Beryllium	4.64		1.1		4.00	87	80-120		6010C
Cadmium	3.68		0.096	J	4.00	90	80-120		6010C
Chromium	20.6		7.1		16.0	85	80-120		6010C
Potassium	4480		990		4000	87	80-120		6010C
Sodium	4660		1200		4000	86	80-120		6010C
Antimony	36.2		0.42	J	40.0	89	80-120		6010C
Vanadium	56.7		25		40.0	80	80-120		6010C
Lead	35.3		4.0		40.0	78	80-120	W	6010C
Selenium	809		1.4	U	801	101	80-120		6010C
Thallium	786		0.52	U	801	98	80-120		6010C
Barium	334		140		160	121	80-120	W	6020A
Beryllium	150		1.5		160	92	80-120		6020A
Cobalt	154		0.14	J	160	96	80-120		6020A
Chromium	158		8.0		160	93	80-120		6020A
Copper	154		1.7		160	95	80-120		6020A
Potassium	2520		1100		1600	89	80-120		6020A
Sodium	2780		1300		1600	91	80-120		6020A
Nickel	154		0.60		160	96	80-120		6020A
Selenium	145		1.5		160	89	80-120		6020A
Zinc	151		10		160	88	80-120		6020A
Antimony	17.5		0.72		16.0	105	80-120		6020A

SSR = Spiked Sample Result

Calculations are performed before rounding to avoid round-off errors in calculated results.
Note - Results and Reporting Limits have been adjusted for dry weight.

FORM VB - IN

7A-IN
LAB CONTROL SAMPLE
METALS

Lab ID: LCS 240-250171/2-A

Lab Name: TestAmerica Canton Job No.: 240-70382-1

Sample Matrix: Solid LCS Source: MTICP1_00055

Analyte	Solid(mg/Kg)							
	True	Found	C	%R	Limits		Q	Method
Aluminum	200	189		94	80	120		6010C
Silver	5.00	4.62		92	80	120		6010C
Barium	200	187		93	80	120		6010C
Beryllium	5.00	4.82		96	80	120		6010C
Calcium	5000	4790		96	80	120		6010C
Cadmium	5.00	4.75		95	80	120		6010C
Cobalt	50.0	46.2		92	80	120		6010C
Chromium	20.0	19.0		95	80	120		6010C
Copper	25.0	23.8		95	80	120		6010C
Iron	100	98.6		99	80	120		6010C
Potassium	5000	4600		92	80	120		6010C
Magnesium	5000	4900		98	80	120		6010C
Manganese	50.0	48.5		97	80	120		6010C
Sodium	5000	4660		93	80	120		6010C
Nickel	50.0	47.2		94	80	120		6010C
Antimony	50.0	46.9		94	80	120		6010C
Vanadium	50.0	46.3		93	80	120		6010C
Zinc	50.0	47.6		95	80	120		6010C
Arsenic	200	192		96	80	120		6010C
Lead	50.0	45.9		92	80	120		6010C
Selenium	200	189		95	80	120		6010C
Thallium	200	183		91	80	120		6010C

Calculations are performed before rounding to avoid round-off errors in calculated results.

FORM VIIA - IN

7A-IN
LAB CONTROL SAMPLE
METALS

Lab ID: LCS 240-250171/3-A ^2

Lab Name: TestAmerica Canton Job No.: 240-70382-1

Sample Matrix: Solid LCS Source: MTICPMSB_00029

Analyte	Solid(mg/Kg)							
	True	Found	C	%R	Limits		Q	Method
Silver	10.0	9.57		96	80	120		6020A
Aluminum	1000	929		93	80	120		6020A
Arsenic	100	85.1		85	80	120		6020A
Barium	100	96.1		96	80	120		6020A
Beryllium	100	95.0		95	80	120		6020A
Calcium	1000	943		94	80	120		6020A
Cadmium	100	96.4		96	80	120		6020A
Cobalt	100	104		104	80	120		6020A
Chromium	100	99.3		99	80	120		6020A
Copper	100	108		108	80	120		6020A
Iron	1000	997		100	80	120		6020A
Potassium	1000	918		92	80	120		6020A
Magnesium	1000	979		98	80	120		6020A
Manganese	100	99.1		99	80	120		6020A
Sodium	1000	942		94	80	120		6020A
Nickel	100	103		103	80	120		6020A
Lead	100	105		105	80	120		6020A
Selenium	100	81.7		82	80	120		6020A
Vanadium	100	95.2		95	80	120		6020A
Zinc	100	85.0		85	80	120		6020A
Antimony	10.0	9.35		94	80	120		6020A
Thallium	25.0	24.6		98	80	120		6020A

Calculations are performed before rounding to avoid round-off errors in calculated results.

FORM VIIA - IN

8-IN
ICP-AES AND ICP-MS SERIAL DILUTIONS
METALS

Lab ID: 240-70382-1

SDG No:

Lab Name: TestAmerica Canton Job No: 240-70382-1

Matrix: Solid Concentration Units: mg/Kg

Analyte	Initial Sample Result (I)	C	Serial Dilution Result (S)	C	% Difference	Q	Method
Aluminum	11000		12800		15	V	6010C
Silver	0.050	U	0.25	U	NC		6010C
Barium	110		123		16	V	6010C
Beryllium	1.1		1.36	J	19	V	6010C
Calcium	65000		66900		3.1		6010C
Cadmium	0.096	J	0.108	J	NC		6010C
Cobalt	0.24	J	0.254	J	NC		6010C
Chromium	7.1		8.56		21	V	6010C
Copper	1.4	J	4.6	U	NC		6010C
Iron	440		530		21	V	6010C
Potassium	990		1070	J	8.2		6010C
Magnesium	18000		21300		17	V	6010C
Manganese	2200		2300		6.5		6010C
Sodium	1200		1360	J	13	V	6010C
Nickel	1.1	J	1.07	J	NC		6010C
Antimony	0.42	J	1.9	U	NC		6010C
Vanadium	25		30.0		21	V	6010C
Zinc	12		10.9	J	NC		6010C
Arsenic	1.6	U	8.2	U	NC		6010C
Lead	4.0		5.25		NC		6010C
Selenium	1.4	U	6.8	U	NC		6010C
Thallium	0.52	U	2.6	U	NC		6010C

Calculations are performed before rounding to avoid round-off errors in calculated results.

FORM VIII-IN

8-IN
ICP-AES AND ICP-MS SERIAL DILUTIONS
METALS

Lab ID: 240-70382-1

SDG No:

Lab Name: TestAmerica Canton Job No: 240-70382-1

Matrix: Solid Concentration Units: mg/Kg

Analyte	Initial Sample Result (I)	C	Serial Dilution Result (S)	C	% Difference	Q	Method
Silver	0.018	J	0.0160	J	NC		6020A
Aluminum	12000		13300		10		6020A
Arsenic	0.43	J	0.384	J	NC		6020A
Barium	140		132		6.1		6020A
Beryllium	1.5		1.51		NC		6020A
Calcium	65000		66300		NC		6020A
Cadmium	0.088	J	0.0761	J	NC		6020A
Cobalt	0.14	J	0.144	J	NC		6020A
Chromium	8.0		8.55		NC		6020A
Copper	1.7		1.89		NC		6020A
Iron	500		540		NC		6020A
Potassium	1100		1180		NC		6020A
Magnesium	20000		21300		7.7		6020A
Manganese	2200		2280		1.5		6020A
Sodium	1300		1400		NC		6020A
Nickel	0.60		0.602	J	NC		6020A
Lead	4.4		4.37		NC		6020A
Selenium	1.5		1.45	J	NC		6020A
Vanadium	29		31.0		NC		6020A
Zinc	10		10.5	J	NC		6020A
Antimony	0.72		0.677	J	NC		6020A
Thallium	0.021	J	0.076	U	NC		6020A

Calculations are performed before rounding to avoid round-off errors in calculated results.

FORM VIII-IN

9-IN
DETECTION LIMITS
METALS

Lab Name: TestAmerica Canton Job Number: 240-70382-1

SDG Number:

Matrix: Solid Instrument ID: I9

Method: 6010C MDL Date: 09/09/2014 14:47

Prep Method: 3050B

Analyte	Wavelength/ Mass	RL (mg/Kg)	MDL (mg/Kg)
Aluminum	308.215	20	5.8
Antimony	206.838	2	0.48
Arsenic	189.042	1.5	0.41
Barium	493.409	20	0.41
Beryllium	313.042	0.5	0.026
Cadmium	226.502	0.5	0.021
Calcium	317.933	500	23
Chromium	267.716	1	0.075
Cobalt	228.616	1	0.047
Copper	324.753	2.5	0.23
Iron	271.441	20	3.2
Lead	220.353	1	0.2
Magnesium	279.078	500	5.2
Manganese	257.610	1.5	0.084
Nickel	231.604	4	0.08
Potassium	766.491	500	6.2
Selenium	196.026	2	0.34
Silver	328.068	1	0.063
Sodium	330.232	500	19
Thallium	190.864	2	0.13
Vanadium	292.402	1	0.2
Zinc	213.856	5	0.56

9-IN
CALIBRATION BLANK DETECTION LIMITS
METALS

Lab Name: TestAmerica Canton Job Number: 240-70382-1

SDG Number:

Matrix: Solid Instrument ID: I9

Method: 6010C XMDL Date: 05/06/2016 13:50

Analyte	Wavelength/ Mass	XRL (ug/L)	XMDL (ug/L)
Aluminum	308.215	200	40
Antimony	206.838	20	3.1
Arsenic	189.042	15	3.3
Barium	493.409	200	2.4
Beryllium	313.042	5	0.21
Cadmium	226.502	5	0.29
Calcium	317.933	5000	710
Chromium	267.716	10	0.55
Cobalt	228.616	10	0.84
Copper	324.753	25	3.9
Iron	271.441	200	25
Lead	220.353	10	1.9
Magnesium	279.078	5000	230
Manganese	257.610	15	5.1
Nickel	231.604	40	1.6
Potassium	766.491	5000	70
Selenium	196.026	20	5.1
Silver	328.068	10	0.92
Sodium	330.232	5000	330
Thallium	190.864	20	2.1
Vanadium	292.402	10	4.4
Zinc	213.856	50	16

9-IN
DETECTION LIMITS
METALS

Lab Name: TestAmerica Canton Job Number: 240-70382-1

SDG Number:

Matrix: Solid Instrument ID: I10

Method: 6020A MDL Date: 09/15/2014 17:16

Prep Method: 3050B

Analyte	Wavelength/ Mass	RL (mg/Kg)	MDL (mg/Kg)
Aluminum	27.00	10	0.62
Antimony	121.00	0.4	0.014
Arsenic	75.00	1	0.026
Barium	137.00	1	0.22
Beryllium	9.00	0.2	0.011
Cadmium	111.00	0.2	0.0037
Calcium	43.00	200	22
Chromium	52.00	0.4	0.06
Cobalt	59.00	0.2	0.0017
Copper	65.00	0.4	0.097
Iron	56.00	20	3.2
Lead	208.00	0.2	0.045
Magnesium	25.00	200	4
Manganese	55.00	1	0.12
Nickel	60.00	0.4	0.039
Potassium	39.00	200	4.9
Selenium	78.00	1	0.04
Silver	107.00	0.2	0.0014
Sodium	23.00	200	8.7
Thallium	205.00	0.4	0.019
Vanadium	51.00	1	0.037
Zinc	66.00	4	0.5

9-IN
CALIBRATION BLANK DETECTION LIMITS
METALS

Lab Name: TestAmerica Canton Job Number: 240-70382-1

SDG Number:

Matrix: Solid Instrument ID: I10

Method: 6020A XMDL Date: 09/15/2014 17:06

Analyte	Wavelength/ Mass	XRL (ug/L)	XMDL (ug/L)
Aluminum	27.00	50	9
Antimony	121.00	2	0.16
Arsenic	75.00	5	0.18
Barium	137.00	5	1.1
Beryllium	9.00	1	0.053
Cadmium	111.00	1	0.061
Calcium	43.00	1000	240
Chromium	52.00	2	0.2
Cobalt	59.00	1	0.021
Copper	65.00	2	0.75
Iron	56.00	100	16
Lead	208.00	1	0.11
Magnesium	25.00	1000	48
Manganese	55.00	5	1.1
Nickel	60.00	2	0.23
Potassium	39.00	1000	30
Selenium	78.00	5	0.25
Silver	107.00	1	0.02
Sodium	23.00	1000	68
Thallium	205.00	2	0.074
Vanadium	51.00	5	0.23
Zinc	66.00	20	7.3

10-IN
ICP-AES INTERELEMENT CORRECTION FACTORS
METALS

Lab Name: TestAmerica Canton Job Number: 240-70382-1

SDG No.:

ICP-AES Instrument ID: I9 Date: 08/17/2016

Analyte	Wave Length	Al	As	Ca	Co	Cr	Cu	Fe	Mn	Mo	Ni	Si	Ti	Tl	V
Aluminum										0.007305					0.060500
Antimony		-0.000085			0.000076			-0.000034							0.002703
Arsenic		0.000042			-0.000108	0.000538			-0.000355	0.001291					
Barium															
Beryllium															0.0000105
Boron															
Cadmium			0.007382					0.000000							
Calcium															
Chromium															
Cobalt													0.001997		
Copper				0.000018	0.000453			-0.000030							
Iron													-0.000463		
Lead		-0.000110					0.000101	0.000045			0.000199	0.000064			
Lithium															
Magnesium															
Manganese															
Molybdenum															
Nickel					0.000799			0.000056							
Potassium															
Selenium		-0.000016							0.000643						
Silver															
Sodium															
Strontium															
Thallium		0.000010			0.003996			0.000007	0.001101						-0.000501
Tin															
Titanium															
Vanadium								0.000045							
Zinc						-0.000286									

X-IN

11-IN
LINEAR RANGES
METALS

Lab Name: TestAmerica Canton Job No: 240-70382-1

SDG No.:

Instrument ID: I9 Date: 08/22/2016 11:36

Analyte	Integ. Time (Sec.)	Concentration (ug/L)	Method
Aluminum		500000	6010C
Silver		2000	6010C
Barium		20000	6010C
Beryllium		4000	6010C
Calcium		800000	6010C
Cadmium		2000	6010C
Cobalt		10000	6010C
Chromium		20000	6010C
Copper		30000	6010C
Iron		500000	6010C
Potassium		500000	6010C
Magnesium		500000	6010C
Manganese		15000	6010C
Sodium		500000	6010C
Nickel		30000	6010C
Antimony		10000	6010C
Vanadium		5000	6010C
Zinc		10000	6010C
Arsenic		5000	6010C
Lead		15000	6010C
Selenium		10000	6010C
Thallium		10000	6010C

11-IN
LINEAR RANGES
METALS

Lab Name: TestAmerica Canton Job No: 240-70382-1

SDG No.:

Instrument ID: I10 Date: 10/14/2016 11:32

Analyte	Integ. Time (Sec.)	Concentration (ppb)	Method
Silver		300	6020A
Aluminum		200000	6020A
Arsenic		10000	6020A
Barium		10000	6020A
Beryllium		2000	6020A
Calcium		500000	6020A
Cadmium		4000	6020A
Cobalt		5000	6020A
Chromium		10000	6020A
Copper		10000	6020A
Iron		200000	6020A
Potassium		500000	6020A
Magnesium		500000	6020A
Manganese		10000	6020A
Sodium		500000	6020A
Nickel		10000	6020A
Lead		4000	6020A
Selenium		10000	6020A
Vanadium		10000	6020A
Zinc		10000	6020A
Antimony		200	6020A
Thallium		2000	6020A

12-IN
PREPARATION LOG
METALS

Lab Name: TestAmerica Canton Job No.: 240-70382-1

SDG No.:

Prep Method: 3050B

Lab Sample ID	Preparation Date	Prep Batch	Initial Weight (g)	Initial Volume	Final Volume (mL)
MB 240-250171/1-A	10/06/2016 12:18	250171	1.00		100
LCS 240-250171/2-A	10/06/2016 12:18	250171	1.00		100
240-70382-1	10/06/2016 12:18	250171	1.28		100
240-70382-1 MS	10/06/2016 12:18	250171	1.33		100
240-70382-1 MSD	10/06/2016 12:18	250171	1.32		100
240-70382-2	10/06/2016 12:18	250171	1.16		100
240-70382-3	10/06/2016 12:18	250171	1.14		100
240-70382-4	10/06/2016 12:18	250171	1.19		100
240-70382-5	10/06/2016 12:18	250171	1.12		100
240-70382-6	10/06/2016 12:18	250171	1.27		100
240-70382-7	10/06/2016 12:18	250171	1.46		100
240-70382-8	10/06/2016 12:18	250171	1.29		100
240-70382-9	10/06/2016 12:18	250171	1.25		100
240-70382-10	10/06/2016 12:18	250171	1.04		100
240-70382-11	10/06/2016 12:18	250171	1.26		100
240-70382-12	10/06/2016 12:18	250171	1.13		100

12-IN
PREPARATION LOG
METALS

Lab Name: TestAmerica Canton Job No.: 240-70382-1

SDG No.:

Prep Method: 3050B

Lab Sample ID	Preparation Date	Prep Batch	Initial Weight (g)	Initial Volume	Final Volume (mL)
MB 240-250171/1-A ^2	10/06/2016 12:18	250171	1.00		100
LCS 240-250171/3-A ^2	10/06/2016 12:18	250171	1.00		100
240-70382-1	10/06/2016 12:18	250171	1.28		100
240-70382-1 MS	10/06/2016 12:18	250171	1.25		100
240-70382-1 MSD	10/06/2016 12:18	250171	1.28		100
240-70382-2	10/06/2016 12:18	250171	1.16		100
240-70382-3	10/06/2016 12:18	250171	1.14		100
240-70382-4	10/06/2016 12:18	250171	1.19		100
240-70382-5	10/06/2016 12:18	250171	1.12		100
240-70382-6	10/06/2016 12:18	250171	1.27		100
240-70382-7	10/06/2016 12:18	250171	1.46		100
240-70382-8	10/06/2016 12:18	250171	1.29		100
240-70382-9	10/06/2016 12:18	250171	1.25		100
240-70382-10	10/06/2016 12:18	250171	1.04		100
240-70382-11	10/06/2016 12:18	250171	1.26		100
240-70382-12	10/06/2016 12:18	250171	1.13		100

13-IN
ANALYSIS RUN LOG
METALS

Lab Name: TestAmerica Canton Job No.: 240-70382-1

SDG No.:

Instrument ID: I9 Analysis Method: 6010C

Start Date: 10/07/2016 08:27 End Date: 10/08/2016 02:14

Lab Sample Id	D/F	Type	Time	Analytes																											
				Ag	Al	As	Ba	Be	Ca	Cd	Co	Cr	Cu	Fe	K	Mg	Mn	Na	Ni	Pb	Sb	Se	Tl	V	Zn				
ICIS 240-250359/1	1		08:27	X	X	X	X	X	X	X	X	X	X	X	X	X	X	X	X	X	X	X	X	X	X				
CALSTD 240-250359/2 IC			08:31	X	X	X	X	X	X	X	X	X	X	X	X	X	X	X	X	X	X	X	X	X	X				
CALSTD 240-250359/3 IC			08:36	X	X	X	X	X	X	X	X	X	X	X	X	X	X	X	X	X	X	X	X	X	X				
ICV 240-250359/4	1		08:40	X	X	X	X	X	X	X	X	X	X	X	X	X	X	X	X	X	X	X	X	X	X				
ICB 240-250359/5	1		08:44	X	X	X	X	X	X	X	X	X	X	X	X	X	X	X	X	X	X	X	X	X	X				
CRI 240-250359/6	1		08:49	X	X	X	X	X	X	X	X	X	X	X	X	X	X	X	X	X	X	X	X	X	X				
ZZZZZZ			08:53																												
ICSA 240-250359/8	1		08:57	X	X	X	X	X	X	X	X	X	X	X	X	X	X	X	X	X	X	X	X	X	X				
ICSAB 240-250359/9	1		09:01	X	X	X	X	X	X	X	X	X	X	X	X	X	X	X	X	X	X	X	X	X	X				
CCV 240-250359/10			09:05																												
CCB 240-250359/11			09:09																												
ZZZZZZ			09:14																												
ZZZZZZ			09:18																												
ZZZZZZ			09:22																												
ZZZZZZ			09:27																												
ZZZZZZ			09:31																												
ZZZZZZ			09:35																												
CCV 240-250359/18			09:40																												
CCB 240-250359/19			09:44																												
ZZZZZZ			09:48																												
ZZZZZZ			09:53																												
ZZZZZZ			09:56																												
ZZZZZZ			10:01																												
ZZZZZZ			10:05																												
ZZZZZZ			10:09																												
ZZZZZZ			10:13																												
ZZZZZZ			10:17																												
ZZZZZZ			10:21																												
ZZZZZZ			10:25																												
CCV 240-250359/30			10:30																												
CCB 240-250359/31			10:33																												
ZZZZZZ			10:38																												
ZZZZZZ			10:42																												
ZZZZZZ			10:46																												
ZZZZZZ			10:51																												
ZZZZZZ			10:55																												
ZZZZZZ			10:59																												
ZZZZZZ			11:03																												
ZZZZZZ			11:08																												
ZZZZZZ			11:12																												
ZZZZZZ			11:16																												
CCV 240-250359/42	1		11:20	X	X	X	X	X	X	X	X	X	X	X	X	X	X	X	X	X	X	X	X	X	X				

FORM XIII-IN

13-IN
ANALYSIS RUN LOG
METALS

Lab Name: TestAmerica Canton Job No.: 240-70382-1

SDG No.:

Instrument ID: I9 Analysis Method: 6010C

Start Date: 10/07/2016 08:27 End Date: 10/08/2016 02:14

Lab Sample Id	D/F	Type	Time	Analytes																											
				Ag	Al	As	Ba	Be	Ca	Cd	Co	Cr	Cu	Fe	K	Mg	Mn	Na	Ni	Pb	Sb	Se	Tl	V	Zn							
CCB 240-250359/43	1		11:24	X	X	X	X	X	X	X	X	X	X	X	X	X	X	X	X	X	X	X	X	X	X							
ZZZZZZ			11:28																												
MB 240-250171/1-A	1	T	11:33	X	X	X	X	X	X	X	X	X	X	X	X	X	X	X	X	X	X	X	X	X	X							
LCS 240-250171/2-A	1	T	11:37	X	X	X	X	X	X	X	X	X	X	X	X	X	X	X	X	X	X	X	X	X	X							
240-70382-1	1	T	11:41	X	X		X	X		X	X	X		X	X	X		X	X	X	X			X	X							
240-70382-1 SD	5	T	11:45	X	X		X	X		X	X	X		X	X	X		X	X	X	X			X	X							
240-70382-1 PDS	1	T	11:50	X			X	X		X		X			X			X		X	X			X								
240-70382-1 MS	1	T	11:54	X	X		X	X		X	X	X		X	X	X		X	X	X	X			X	X							
240-70382-1 MSD	1	T	11:58	X	X		X	X		X	X	X		X	X	X		X	X	X	X			X	X							
240-70382-2	1	T	12:02	X	X		X	X		X	X	X		X	X	X		X	X	X	X			X	X							
240-70382-3	1	T	12:06	X	X		X	X		X	X	X		X	X	X		X	X	X	X			X	X							
CCV 240-250359/54	1		12:11	X	X	X	X	X	X	X	X	X	X	X	X	X	X	X	X	X	X	X	X	X	X							
CCB 240-250359/55	1		12:15	X	X	X	X	X	X	X	X	X	X	X	X	X	X	X	X	X	X	X	X	X	X							
240-70382-4	1	T	12:19	X	X		X	X	X	X	X	X	X	X	X	X		X	X	X	X			X	X							
240-70382-5	1	T	12:23	X	X		X	X	X	X	X	X	X	X	X	X		X	X	X	X			X	X							
240-70382-6	1	T	12:28	X	X		X	X	X	X	X	X	X	X	X	X		X	X	X	X			X	X							
240-70382-7	1	T	12:32	X	X		X	X		X	X	X		X	X	X		X	X	X	X			X	X							
240-70382-8	1	T	12:36	X	X		X	X		X	X	X		X	X	X		X	X	X	X			X	X							
240-70382-9	1	T	12:40	X	X		X	X		X	X	X		X	X	X		X	X	X	X			X	X							
240-70382-10	1	T	12:45	X	X		X	X	X	X	X	X	X	X	X	X		X	X	X	X			X	X							
240-70382-11	1	T	12:49	X	X		X	X	X	X	X	X	X	X	X	X		X	X	X	X			X	X							
240-70382-12	1	T	12:53	X	X		X	X	X	X	X	X	X	X	X	X		X	X	X	X			X	X							
CRI 240-250359/65	1		12:58	X	X	X	X	X	X	X	X	X	X	X	X	X	X	X	X	X	X	X	X	X	X							
CCV 240-250359/66	1		13:02	X	X	X	X	X	X	X	X	X	X	X	X	X	X	X	X	X	X	X	X	X	X							
CCB 240-250359/67	1		13:06	X	X	X	X	X	X	X	X	X	X	X	X	X	X	X	X	X	X	X	X	X	X							
ZZZZZZ			13:10																												
ZZZZZZ			13:14																												
ZZZZZZ			13:18																												
ZZZZZZ			13:22																												
ZZZZZZ			13:27																												
ZZZZZZ			13:31																												
ZZZZZZ			13:34																												
ZZZZZZ			13:38																												
ZZZZZZ			13:43																												
ZZZZZZ			13:47																												
CCV 240-250359/78			13:51																												
CCB 240-250359/79			13:55																												
ZZZZZZ			13:59																												
ZZZZZZ			14:03																												
ZZZZZZ			14:08																												
ZZZZZZ			14:12																												
ZZZZZZ			14:16																												

FORM XIII-IN

13-IN
ANALYSIS RUN LOG
METALS

Lab Name: TestAmerica Canton Job No.: 240-70382-1

SDG No.:

Instrument ID: I9 Analysis Method: 6010C

Start Date: 10/07/2016 08:27 End Date: 10/08/2016 02:14

Lab Sample Id	D/F	Type	Time	Analytes																											
				Ag	Al	As	Ba	Be	Ca	Cd	Co	Cr	Cu	Fe	K	Mg	Mn	Na	Ni	Pb	Sb	Se	Tl	V	Zn				
ZZZZZZ			14:21																												
ZZZZZZ			14:25																												
ZZZZZZ			14:29																												
ZZZZZZ			14:34																												
ZZZZZZ			14:38																												
CCV 240-250359/90			14:43																												
CCB 240-250359/91			14:47																												
ZZZZZZ			14:51																												
ZZZZZZ			14:55																												
ZZZZZZ			15:00																												
ZZZZZZ			15:04																												
ZZZZZZ			15:08																												
ZZZZZZ			15:12																												
CRI 240-250359/98			15:17																												
ZZZZZZ			15:21																												
ZZZZZZ			15:25																												
ZZZZZZ			15:29																												
CCV 240-250359/102			15:34																												
CCB 240-250359/103			15:37																												
ZZZZZZ			15:42																												
ZZZZZZ			15:46																												
ZZZZZZ			15:50																												
ZZZZZZ			15:55																												
ZZZZZZ			15:59																												
ZZZZZZ			16:03																												
ZZZZZZ			16:07																												
ZZZZZZ			16:12																												
ZZZZZZ			16:16																												
ZZZZZZ			16:20																												
CCV 240-250359/114			16:24																												
CCB 240-250359/115			16:28																												
ZZZZZZ			16:32																												
ZZZZZZ			16:36																												
ZZZZZZ			16:40																												
ZZZZZZ			16:45																												
ZZZZZZ			16:49																												
ZZZZZZ			16:53																												
ZZZZZZ			16:57																												
ZZZZZZ			17:01																												
ZZZZZZ			17:05																												
ZZZZZZ			17:09																												
CCV 240-250359/126			17:14																												

FORM XIII-IN

13-IN
ANALYSIS RUN LOG
METALS

Lab Name: TestAmerica Canton Job No.: 240-70382-1

SDG No.:

Instrument ID: I9 Analysis Method: 6010C

Start Date: 10/07/2016 08:27 End Date: 10/08/2016 02:14

Lab Sample Id	D/F	Type	Time	Analytes																												
				Ag	Al	As	Ba	Be	Ca	Cd	Co	Cr	Cu	Fe	K	Mg	Mn	Na	Ni	Pb	Sb	Se	Tl	V	Zn				
CCB 240-250359/127			17:17																													
ZZZZZZ			17:22																													
ZZZZZZ			17:26																													
ZZZZZZ			17:30																													
ZZZZZZ			17:35																													
ZZZZZZ			17:39																													
ZZZZZZ			17:43																													
ZZZZZZ			17:47																													
ZZZZZZ			17:52																													
ZZZZZZ			17:56																													
ZZZZZZ			18:01																													
CCV 240-250359/138			18:05																													
CCB 240-250359/139			18:09																													
ZZZZZZ			18:13																													
ZZZZZZ			18:17																													
ZZZZZZ			18:22																													
ZZZZZZ			18:26																													
ZZZZZZ			18:30																													
ZZZZZZ			18:35																													
ZZZZZZ			18:39																													
ZZZZZZ			18:43																													
ZZZZZZ			18:47																													
ZZZZZZ			18:51																													
CCV 240-250359/150			18:56																													
CCB 240-250359/151			19:00																													
ZZZZZZ			19:04																													
ZZZZZZ			19:08																													
ZZZZZZ			19:12																													
ZZZZZZ			19:16																													
ZZZZZZ			19:20																													
ZZZZZZ			19:25																													
ZZZZZZ			19:29																													
ZZZZZZ			19:33																													
ZZZZZZ			19:37																													
ZZZZZZ			19:42																													
CCV 240-250359/162			19:46																													
CCB 240-250359/163			19:50																													
ZZZZZZ			19:54																													
ZZZZZZ			19:58																													
ZZZZZZ			20:02																													
ZZZZZZ			20:07																													
ZZZZZZ			20:11																													

FORM XIII-IN

13-IN
ANALYSIS RUN LOG
METALS

Lab Name: TestAmerica Canton Job No.: 240-70382-1

SDG No.:

Instrument ID: I9 Analysis Method: 6010C

Start Date: 10/07/2016 08:27 End Date: 10/08/2016 02:14

Lab Sample Id	D/F	Type	Time	Analytes																											
				Ag	Al	As	Ba	Be	Ca	Cd	Co	Cr	Cu	Fe	K	Mg	Mn	Na	Ni	Pb	Sb	Se	Tl	V	Zn				
ZZZZZZ			20:16																												
ZZZZZZ			20:20																												
ZZZZZZ			20:24																												
ZZZZZZ			20:28																												
ZZZZZZ			20:32																												
CCV 240-250359/174			20:37																												
CCB 240-250359/175			20:40																												
ZZZZZZ			20:45																												
ZZZZZZ			20:49																												
ZZZZZZ			20:53																												
ZZZZZZ			20:57																												
ZZZZZZ			21:01																												
ZZZZZZ			21:05																												
ZZZZZZ			21:10																												
ZZZZZZ			21:14																												
ZZZZZZ			21:19																												
ZZZZZZ			21:23																												
CCV 240-250359/186			21:27																												
CCB 240-250359/187			21:31																												
ZZZZZZ			21:35																												
ZZZZZZ			21:40																												
ZZZZZZ			21:44																												
ZZZZZZ			21:48																												
ZZZZZZ			21:52																												
ZZZZZZ			21:56																												
ZZZZZZ			22:01																												
ZZZZZZ			22:05																												
ZZZZZZ			22:10																												
ZZZZZZ			22:14																												
CCV 240-250359/198			22:19																												
CCB 240-250359/199			22:22																												
ZZZZZZ			22:27																												
ZZZZZZ			22:31																												
ZZZZZZ			22:36																												
ZZZZZZ			22:40																												
ZZZZZZ			22:45																												
ZZZZZZ			22:50																												
ZZZZZZ			22:54																												
ZZZZZZ			22:59																												
ZZZZZZ			23:03																												
ZZZZZZ			23:07																												
CCV 240-250359/210			23:12																												

FORM XIII-IN

13-IN
ANALYSIS RUN LOG
METALS

Lab Name: TestAmerica Canton Job No.: 240-70382-1

SDG No.:

Instrument ID: I9 Analysis Method: 6010C

Start Date: 10/07/2016 08:27 End Date: 10/08/2016 02:14

Lab Sample Id	D/F	Type	Time	Analytes																											
				Ag	Al	As	Ba	Be	Ca	Cd	Co	Cr	Cu	Fe	K	Mg	Mn	Na	Ni	Pb	Sb	Se	Tl	V	Zn				
CCB 240-250359/211			23:15																												
ZZZZZZ			23:20																												
ZZZZZZ			23:24																												
ZZZZZZ			23:28																												
ZZZZZZ			23:33																												
ZZZZZZ			23:37																												
ZZZZZZ			23:41																												
ZZZZZZ			23:46																												
ZZZZZZ			23:50																												
ZZZZZZ			23:55																												
ZZZZZZ			23:59																												
CCV 240-250359/222			00:03																												
CCB 240-250359/223			00:07																												
ZZZZZZ			00:12																												
ZZZZZZ			00:16																												
ZZZZZZ			00:20																												
ZZZZZZ			00:25																												
ZZZZZZ			00:29																												
ZZZZZZ			00:34																												
ZZZZZZ			00:38																												
ZZZZZZ			00:43																												
ZZZZZZ			00:47																												
ZZZZZZ			00:52																												
CCV 240-250359/234			00:55																												
CCB 240-250359/235			00:59																												
ZZZZZZ			01:04																												
ZZZZZZ			01:08																												
ZZZZZZ			01:12																												
ZZZZZZ			01:16																												
ZZZZZZ			01:21																												
ZZZZZZ			01:25																												
ZZZZZZ			01:30																												
ZZZZZZ			01:34																												
ZZZZZZ			01:38																												
ZZZZZZ			01:43																												
CCV 240-250359/246			01:48																												
CCB 240-250359/247			01:52																												
ZZZZZZ			01:56																												
ZZZZZZ			02:01																												
ZZZZZZ			02:05																												
CCV 240-250359/251			02:10																												
CCB 240-250359/252			02:14																												

FORM XIII-IN

13-IN
ANALYSIS RUN LOG
METALS

Lab Name: TestAmerica Canton Job No.: 240-70382-1

SDG No.:

Instrument ID: I9 Analysis Method: 6010C

Start Date: 10/07/2016 08:27 End Date: 10/08/2016 02:14

Lab Sample Id	D/F	Type	Time	Analytes																												
				Ag	Al	As	Ba	Be	Ca	Cd	Co	Cr	Cu	Fe	K	Mg	Mn	Na	Ni	Pb	Sb	Se	Tl	V	Zn				

Prep Types:
T = Total/NA

FORM XIII-IN

13-IN
ANALYSIS RUN LOG
METALS

Lab Name: TestAmerica Canton Job No.: 240-70382-1

SDG No.:

Instrument ID: I9 Analysis Method: 6010C

Start Date: 10/10/2016 09:21 End Date: 10/11/2016 06:38

Lab Sample Id	D/F	Type	Time	Analytes																								
				As	Ca	Cu	Mn	Se	Tl																			
ICIS 240-250625/1	1		09:21	X	X	X	X	X	X																			
CALSTD 240-250625/2 IC			09:26	X	X	X	X	X	X																			
CALSTD 240-250625/3 IC			09:30	X	X	X	X	X	X																			
ICV 240-250625/4	1		09:34	X	X	X	X	X	X																			
ICB 240-250625/5	1		09:38	X	X	X	X	X	X																			
CRI 240-250625/6	1		09:43	X	X	X	X	X	X																			
ZZZZZZ			09:47																									
ICSA 240-250625/8	1		09:51	X	X	X	X	X	X																			
ICSAB 240-250625/9	1		09:55	X	X	X	X	X	X																			
CCV 240-250625/10			09:59																									
CCB 240-250625/11			10:03																									
ZZZZZZ			10:08																									
ZZZZZZ			10:12																									
ZZZZZZ			10:16																									
ZZZZZZ			10:21																									
ZZZZZZ			10:25																									
ZZZZZZ			10:29																									
CCV 240-250625/18			10:33																									
CCB 240-250625/19			10:37																									
ZZZZZZ			10:50																									
ZZZZZZ			10:55																									
ZZZZZZ			10:59																									
ZZZZZZ			11:03																									
ZZZZZZ			11:07																									
ZZZZZZ			11:12																									
ZZZZZZ			11:16																									
CCV 240-250625/27			11:20																									
CCB 240-250625/28			11:24																									
ZZZZZZ			12:15																									
ZZZZZZ			12:19																									
ZZZZZZ			12:23																									
ZZZZZZ			12:27																									
ZZZZZZ			12:31																									
ZZZZZZ			12:35																									
ZZZZZZ			12:39																									
ZZZZZZ			12:43																									
ZZZZZZ			12:48																									
ZZZZZZ			12:52																									
CCV 240-250625/39			12:57																									
CCB 240-250625/40			13:00																									
ZZZZZZ			13:05																									
ZZZZZZ			13:09																									

FORM XIII-IN

13-IN
ANALYSIS RUN LOG
METALS

Lab Name: TestAmerica Canton Job No.: 240-70382-1

SDG No.:

Instrument ID: I9 Analysis Method: 6010C

Start Date: 10/10/2016 09:21 End Date: 10/11/2016 06:38

Lab Sample Id	D/F	Type	Time	Analytes																									
				As	Ca	Cu	Mn	Se	Tl																				
ZZZZZZ			13:14																										
ZZZZZZ			13:18																										
ZZZZZZ			13:22																										
ZZZZZZ			13:27																										
ZZZZZZ			13:31																										
ZZZZZZ			13:35																										
ZZZZZZ			13:40																										
ZZZZZZ			13:44																										
CCV 240-250625/51			13:48																										
CCB 240-250625/52			13:52																										
ZZZZZZ			13:56																										
ZZZZZZ			14:00																										
ZZZZZZ			14:05																										
ZZZZZZ			14:09																										
ZZZZZZ			14:13																										
ZZZZZZ			14:17																										
ZZZZZZ			14:21																										
ZZZZZZ			14:26																										
ZZZZZZ			14:30																										
CCV 240-250625/62			17:36																										
CCB 240-250625/63			17:40																										
CCV 240-250625/64	1		17:47	X	X	X	X	X	X																				
CCB 240-250625/65	1		17:51	X	X	X	X	X	X																				
CRI 240-250625/66			17:55																										
ZZZZZZ			18:00																										
ZZZZZZ			18:04																										
ZZZZZZ			18:09																										
240-70382-1	5	T	18:13	X	X	X	X	X	X																				
240-70382-1 SD	25	T	18:18	X	X	X	X	X	X																				
240-70382-1 MS	5	T	18:22	X	X	X	X	X	X																				
240-70382-1 MSD	5	T	18:26	X	X	X	X	X	X																				
CCV 240-250625/74	1		18:30	X	X	X	X	X	X																				
CCB 240-250625/75	1		18:34	X	X	X	X	X	X																				
240-70382-1 PDS	5	T	18:39					X	X																				
240-70382-2	5	T	18:43	X	X	X	X	X	X																				
240-70382-3	5	T	18:47	X	X	X	X	X	X																				
240-70382-4	2	T	18:52	X			X	X	X																				
240-70382-5	2	T	18:56	X			X	X	X																				
240-70382-6	5	T	19:01	X			X	X	X																				
240-70382-7	5	T	19:05	X	X	X	X	X	X																				
240-70382-8	5	T	19:09	X	X	X	X	X	X																				
240-70382-9	2	T	19:14	X	X	X	X	X	X																				

FORM XIII-IN

13-IN
ANALYSIS RUN LOG
METALS

Lab Name: TestAmerica Canton Job No.: 240-70382-1

SDG No.:

Instrument ID: I9 Analysis Method: 6010C

Start Date: 10/10/2016 09:21 End Date: 10/11/2016 06:38

Lab Sample Id	D/F	Type	Time	Analytes																									
				As	Ca	Cu	Mn	Se	Tl																				
240-70382-10	2	T	19:18	X			X	X	X																				
CCV 240-250625/86	1		19:23	X	X	X	X	X	X																				
CCB 240-250625/87	1		19:27	X	X	X	X	X	X																				
240-70382-11	2	T	19:31	X			X	X	X																				
240-70382-12	2	T	19:35	X			X	X	X																				
ZZZZZZ			19:40																										
ZZZZZZ			19:44																										
ZZZZZZ			19:48																										
ZZZZZZ			19:53																										
ZZZZZZ			19:57																										
ZZZZZZ			20:02																										
ZZZZZZ			20:06																										
ZZZZZZ			20:10																										
CCV 240-250625/98	1		20:15	X	X	X	X	X	X																				
CCB 240-250625/99	1		20:19	X	X	X	X	X	X																				
ZZZZZZ			20:23																										
ZZZZZZ			20:27																										
ZZZZZZ			20:32																										
ZZZZZZ			20:36																										
ZZZZZZ			20:40																										
CCV 240-250625/105			20:45																										
CCB 240-250625/106			20:49																										
CRI 240-250625/107	1		20:53	X	X	X	X	X	X																				
ZZZZZZ			20:57																										
ZZZZZZ			21:01																										
CCV 240-250625/110			21:06																										
CCB 240-250625/111			21:09																										
ZZZZZZ			21:14																										
ZZZZZZ			21:18																										
ZZZZZZ			21:22																										
ZZZZZZ			21:27																										
ZZZZZZ			21:31																										
ZZZZZZ			21:36																										
ZZZZZZ			21:40																										
ZZZZZZ			21:44																										
ZZZZZZ			21:49																										
ZZZZZZ			21:53																										
CCV 240-250625/122			21:57																										
CCB 240-250625/123			22:01																										
ZZZZZZ			22:06																										
ZZZZZZ			22:10																										
ZZZZZZ			22:15																										

FORM XIII-IN

13-IN
ANALYSIS RUN LOG
METALS

Lab Name: TestAmerica Canton Job No.: 240-70382-1

SDG No.:

Instrument ID: I9 Analysis Method: 6010C

Start Date: 10/10/2016 09:21 End Date: 10/11/2016 06:38

Lab Sample Id	D/F	Type	Time	Analytes																									
				As	Ca	Cu	Mn	Se	Tl																				
ZZZZZZ			22:19																										
ZZZZZZ			22:24																										
ZZZZZZ			22:28																										
ZZZZZZ			22:32																										
ZZZZZZ			22:37																										
ZZZZZZ			22:42																										
ZZZZZZ			22:46																										
CCV 240-250625/134			22:51																										
CCB 240-250625/135			22:55																										
ZZZZZZ			22:59																										
ZZZZZZ			23:03																										
ZZZZZZ			23:07																										
ZZZZZZ			23:12																										
ZZZZZZ			23:17																										
ZZZZZZ			23:21																										
ZZZZZZ			23:26																										
ZZZZZZ			23:30																										
ZZZZZZ			23:34																										
ZZZZZZ			23:39																										
CCV 240-250625/146			23:43																										
CCB 240-250625/147			23:47																										
ZZZZZZ			23:51																										
ZZZZZZ			23:56																										
ZZZZZZ			00:00																										
ZZZZZZ			00:04																										
ZZZZZZ			00:08																										
ZZZZZZ			00:12																										
ZZZZZZ			00:16																										
ZZZZZZ			00:21																										
ZZZZZZ			00:25																										
ZZZZZZ			00:29																										
CCV 240-250625/158			00:33																										
CCB 240-250625/159			00:37																										
ZZZZZZ			00:41																										
ZZZZZZ			00:46																										
ZZZZZZ			00:50																										
ZZZZZZ			00:54																										
ZZZZZZ			00:58																										
ZZZZZZ			01:02																										
ZZZZZZ			01:06																										
ZZZZZZ			01:10																										
ZZZZZZ			01:14																										

FORM XIII-IN

13-IN
ANALYSIS RUN LOG
METALS

Lab Name: TestAmerica Canton Job No.: 240-70382-1

SDG No.:

Instrument ID: I9 Analysis Method: 6010C

Start Date: 10/10/2016 09:21 End Date: 10/11/2016 06:38

Lab Sample Id	D/F	Type	Time	Analytes																									
				As	Ca	Cu	Mn	Se	Tl																				
ZZZZZZ			01:18																										
CCV 240-250625/170			01:23																										
CCB 240-250625/171			01:27																										
ZZZZZZ			01:31																										
ZZZZZZ			01:35																										
ZZZZZZ			01:40																										
ZZZZZZ			01:44																										
ZZZZZZ			01:49																										
ZZZZZZ			01:53																										
ZZZZZZ			01:57																										
ZZZZZZ			02:02																										
ZZZZZZ			02:06																										
ZZZZZZ			02:10																										
CCV 240-250625/182			02:14																										
CCB 240-250625/183			02:18																										
ZZZZZZ			02:23																										
ZZZZZZ			02:27																										
ZZZZZZ			02:31																										
ZZZZZZ			02:35																										
ZZZZZZ			02:40																										
ZZZZZZ			02:44																										
ZZZZZZ			02:48																										
ZZZZZZ			02:52																										
ZZZZZZ			02:57																										
ZZZZZZ			03:01																										
CCV 240-250625/194			03:05																										
CCB 240-250625/195			03:09																										
ZZZZZZ			03:13																										
ZZZZZZ			03:17																										
ZZZZZZ			03:21																										
ZZZZZZ			03:25																										
ZZZZZZ			03:30																										
ZZZZZZ			03:34																										
ZZZZZZ			03:38																										
ZZZZZZ			03:42																										
ZZZZZZ			03:46																										
ZZZZZZ			03:51																										
CCV 240-250625/206			03:55																										
CCB 240-250625/207			03:59																										
ZZZZZZ			04:03																										
ZZZZZZ			04:07																										
ZZZZZZ			04:12																										

FORM XIII-IN

13-IN
ANALYSIS RUN LOG
METALS

Lab Name: TestAmerica Canton Job No.: 240-70382-1

SDG No.:

Instrument ID: I9 Analysis Method: 6010C

Start Date: 10/10/2016 09:21 End Date: 10/11/2016 06:38

Lab Sample Id	D/F	Type	Time	Analytes																									
				As	Ca	Cu	Mn	Se	Tl																				
ZZZZZZ			04:16																										
ZZZZZZ			04:20																										
ZZZZZZ			04:25																										
ZZZZZZ			04:29																										
ZZZZZZ			04:33																										
ZZZZZZ			04:37																										
ZZZZZZ			04:41																										
CCV 240-250625/218			04:46																										
CCB 240-250625/219			04:50																										
ZZZZZZ			04:54																										
ZZZZZZ			04:58																										
ZZZZZZ			05:02																										
ZZZZZZ			05:07																										
ZZZZZZ			05:11																										
ZZZZZZ			05:15																										
ZZZZZZ			05:19																										
ZZZZZZ			05:23																										
ZZZZZZ			05:28																										
ZZZZZZ			05:32																										
CCV 240-250625/230			05:36																										
CCB 240-250625/231			05:40																										
ZZZZZZ			05:44																										
ZZZZZZ			05:49																										
ZZZZZZ			05:53																										
ZZZZZZ			05:57																										
ZZZZZZ			06:01																										
ZZZZZZ			06:05																										
ZZZZZZ			06:09																										
ZZZZZZ			06:13																										
ZZZZZZ			06:17																										
ZZZZZZ			06:22																										
CCV 240-250625/242			06:26																										
CCB 240-250625/243			06:30																										
CCV 240-250625/244			06:34																										
CCB 240-250625/245			06:38																										

Prep Types:
T = Total/NA

FORM XIII-IN

13-IN
ANALYSIS RUN LOG
METALS

Lab Name: TestAmerica Canton Job No.: 240-70382-1

SDG No.:

Instrument ID: I10 Analysis Method: 6020A

Start Date: 10/14/2016 14:41 End Date: 10/15/2016 07:04

Lab Sample Id	D/F	Type	Time	Analytes																											
				Ag	Al	As	Ba	Be	Ca	Cd	Co	Cr	Cu	Fe	K	Mg	Mn	Na	Ni	Pb	Sb	Se	Tl	V	Zn						
ZZZZZZ			14:41																												
ICIS 240-251645/2	1		14:45	X	X	X	X	X	X	X	X	X	X	X	X	X	X	X	X	X	X	X	X	X	X						
STD1 240-251645/3 IC	1		14:49	X	X	X	X	X	X	X	X	X	X	X	X	X	X	X	X	X	X	X	X	X	X						
STD2 240-251645/4 IC	1		14:54	X	X	X	X	X	X	X	X	X	X	X	X	X	X	X	X	X	X	X	X	X	X						
STD3 240-251645/5 IC	1		14:58	X	X	X	X	X	X	X	X	X	X	X	X	X	X	X	X	X	X	X	X	X	X						
STD4 240-251645/6 IC	1		15:02	X	X	X	X	X	X	X	X	X	X	X	X	X	X	X	X	X	X	X	X	X	X						
ICV 240-251645/7	1		15:07	X	X	X	X	X	X	X	X	X	X	X	X	X	X	X	X	X	X	X	X	X	X						
ICB 240-251645/8	1		15:11	X	X	X	X	X	X	X	X	X	X	X	X	X	X	X	X	X	X	X	X	X	X						
CRI 240-251645/9	1		15:15	X	X	X	X	X	X	X	X	X	X	X	X	X	X	X	X	X	X	X	X	X	X						
ICSA 240-251645/10	1		15:22	X	X	X	X	X	X	X	X	X	X	X	X	X	X	X	X	X	X	X	X	X	X						
ICSAB 240-251645/11	1		15:26	X	X	X	X	X	X	X	X	X	X	X	X	X	X	X	X	X	X	X	X	X	X						
CCV 240-251645/12			15:30																												
CCB 240-251645/13			15:34																												
ZZZZZZ			15:39																												
ZZZZZZ			15:43																												
ZZZZZZ			15:48																												
ZZZZZZ			15:52																												
ZZZZZZ			15:56																												
ZZZZZZ			16:01																												
CCV 240-251645/20			16:05																												
CCB 240-251645/21			16:09																												
ZZZZZZ			16:14																												
ZZZZZZ			16:18																												
ZZZZZZ			16:22																												
ZZZZZZ			16:26																												
ZZZZZZ			16:31																												
ZZZZZZ			16:35																												
ZZZZZZ			16:39																												
ZZZZZZ			16:43																												
ZZZZZZ			16:47																												
ZZZZZZ			16:51																												
CCV 240-251645/32			16:56																												
CCB 240-251645/33			17:00																												
ZZZZZZ			17:04																												
ZZZZZZ			17:08																												
ZZZZZZ			17:13																												
ZZZZZZ			17:17																												
ZZZZZZ			17:21																												
ZZZZZZ			17:26																												
ZZZZZZ			17:30																												
ZZZZZZ			17:34																												
ZZZZZZ			17:39																												

FORM XIII-IN

13-IN
ANALYSIS RUN LOG
METALS

Lab Name: TestAmerica Canton Job No.: 240-70382-1

SDG No.:

Instrument ID: I10 Analysis Method: 6020A

Start Date: 10/14/2016 14:41 End Date: 10/15/2016 07:04

Lab Sample Id	D/F	Type	Time	Analytes																											
				Ag	Al	As	Ba	Be	Ca	Cd	Co	Cr	Cu	Fe	K	Mg	Mn	Na	Ni	Pb	Sb	Se	Tl	V	Zn				
ZZZZZZ			17:43																												
CCV 240-251645/44			17:47																												
CCB 240-251645/45			17:51																												
ZZZZZZ			17:56																												
ZZZZZZ			18:00																												
ZZZZZZ			18:04																												
ZZZZZZ			18:08																												
ZZZZZZ			18:13																												
ZZZZZZ			18:17																												
ZZZZZZ			18:21																												
ZZZZZZ			18:26																												
ZZZZZZ			18:30																												
CCV 240-251645/55			18:34																												
CCB 240-251645/56			18:39																												
CRI 240-251645/57			18:43																												
ZZZZZZ			18:47																												
ZZZZZZ			18:52																												
ZZZZZZ			18:56																												
ZZZZZZ			19:00																												
ZZZZZZ			19:04																												
ZZZZZZ			19:08																												
ZZZZZZ			19:12																												
ZZZZZZ			19:16																												
ZZZZZZ			19:21																												
CCV 240-251645/67			19:25																												
CCB 240-251645/68			19:29																												
ZZZZZZ			19:33																												
ZZZZZZ			19:38																												
ZZZZZZ			19:42																												
ZZZZZZ			19:46																												
ZZZZZZ			19:50																												
ZZZZZZ			19:55																												
ZZZZZZ			19:59																												
ZZZZZZ			20:03																												
ZZZZZZ			20:07																												
ZZZZZZ			20:12																												
CCV 240-251645/79			20:16																												
CCB 240-251645/80			20:20																												
CCV 240-251645/81	1		20:25	X	X	X	X	X	X	X	X	X	X	X	X	X	X	X	X	X	X	X	X	X	X	X				
CCB 240-251645/82	1		20:29	X	X	X	X	X	X	X	X	X	X	X	X	X	X	X	X	X	X	X	X	X	X	X				
ZZZZZZ			20:33																												
ZZZZZZ			20:38																												

FORM XIII-IN

13-IN
ANALYSIS RUN LOG
METALS

Lab Name: TestAmerica Canton Job No.: 240-70382-1

SDG No.:

Instrument ID: I10 Analysis Method: 6020A

Start Date: 10/14/2016 14:41 End Date: 10/15/2016 07:04

Lab Sample Id	D/F	Type	Time	Analytes																												
				Ag	Al	As	Ba	Be	Ca	Cd	Co	Cr	Cu	Fe	K	Mg	Mn	Na	Ni	Pb	Sb	Se	Tl	V	Zn				
MB 240-250171/1-A ^2	2	T	20:42	X	X	X	X	X	X	X	X	X	X	X	X	X	X	X	X	X	X	X	X	X	X				
LCS 240-250171/3-A ^2	2	T	20:46	X	X	X	X	X	X	X	X	X	X	X	X	X	X	X	X	X	X	X	X	X	X				
240-70382-1	2	T	20:50	X	X	X	X	X		X	X	X	X	X	X	X		X	X	X	X	X	X	X	X				
240-70382-1 SD	10	T	20:54	X	X	X	X	X		X	X	X	X	X	X	X		X	X	X	X	X	X	X	X				
240-70382-1 PDS	2	T	20:59				X	X			X	X	X		X			X	X		X	X			X				
240-70382-1 MS	2	T	21:03	X	X	X	X	X		X	X	X	X	X	X	X		X	X	X	X	X	X	X	X				
240-70382-1 MSD	2	T	21:07	X	X	X	X	X		X	X	X	X	X	X	X		X	X	X	X	X	X	X	X				
240-70382-2	2	T	21:11	X	X	X	X	X		X	X	X	X	X	X	X		X	X	X	X	X	X	X	X				
CCV 240-251645/93	1		21:15	X	X	X	X	X	X	X	X	X	X	X	X	X	X	X	X	X	X	X	X	X	X				
CCB 240-251645/94	1		21:19	X	X	X	X	X	X	X	X	X	X	X	X	X	X	X	X	X	X	X	X	X	X				
240-70382-3	2	T	21:24	X	X	X	X	X		X	X	X	X	X	X	X		X	X	X	X	X	X	X	X				
240-70382-4	2	T	21:28	X	X	X	X	X	X	X	X	X	X	X	X	X		X	X	X	X	X	X	X	X				
240-70382-5	2	T	21:32	X	X	X	X	X	X	X	X	X	X	X	X	X		X	X	X	X	X	X	X	X				
240-70382-6	2	T	21:36	X	X	X	X	X	X	X	X	X	X	X	X	X		X	X	X	X	X	X	X	X				
240-70382-7	2	T	21:40	X	X	X	X	X		X	X	X	X	X	X	X		X	X	X	X	X	X	X	X				
240-70382-8	2	T	21:45	X	X	X	X	X		X	X	X	X	X	X	X		X	X	X	X	X	X	X	X				
240-70382-9	2	T	21:49	X	X	X	X	X		X	X	X	X	X	X	X		X	X	X	X	X	X	X	X				
240-70382-10	2	T	21:53	X	X	X	X	X	X	X	X	X	X	X	X	X		X	X	X	X	X	X	X	X				
240-70382-11	2	T	21:57	X	X	X	X	X	X	X	X	X	X	X	X	X		X	X	X	X	X	X	X	X				
240-70382-12	2	T	22:02	X	X	X	X	X	X	X	X	X	X	X	X	X		X	X	X	X	X	X	X	X				
CCV 240-251645/105	1		22:06	X	X	X	X	X	X	X	X	X	X	X	X	X	X	X	X	X	X	X	X	X	X				
CCB 240-251645/106	1		22:10	X	X	X	X	X	X	X	X	X	X	X	X	X	X	X	X	X	X	X	X	X	X				
CCV 240-251645/107			22:14																													
CCB 240-251645/108			22:19																													
CRI 240-251645/109	1		22:23	X	X	X	X	X	X	X	X	X	X	X	X	X	X	X	X	X	X	X	X	X	X				
ZZZZZZ			22:27																													
ZZZZZZ			22:32																													
ZZZZZZ			22:36																													
ZZZZZZ			22:40																													
ZZZZZZ			22:45																													
ZZZZZZ			22:49																													
ZZZZZZ			22:53																													
ZZZZZZ			22:57																													
ZZZZZZ			23:01																													
CCV 240-251645/119			23:05																													
CCB 240-251645/120			23:10																													
ZZZZZZ			23:14																													
ZZZZZZ			23:18																													
ZZZZZZ			23:22																													
ZZZZZZ			23:27																													
ZZZZZZ			23:31																													
ZZZZZZ			23:35																													

FORM XIII-IN

13-IN
ANALYSIS RUN LOG
METALS

Lab Name: TestAmerica Canton Job No.: 240-70382-1

SDG No.:

Instrument ID: I10 Analysis Method: 6020A

Start Date: 10/14/2016 14:41 End Date: 10/15/2016 07:04

Lab Sample Id	D/F	Type	Time	Analytes																											
				Ag	Al	As	Ba	Be	Ca	Cd	Co	Cr	Cu	Fe	K	Mg	Mn	Na	Ni	Pb	Sb	Se	Tl	V	Zn				
CCV 240-251645/127			23:40																												
CCB 240-251645/128			23:44																												
CRI 240-251645/129			23:48																												
ZZZZZZ			23:53																												
ZZZZZZ			23:57																												
ZZZZZZ			00:01																												
ZZZZZZ			00:05																												
ZZZZZZ			00:10																												
ZZZZZZ			00:14																												
ZZZZZZ			00:18																												
ZZZZZZ			00:22																												
ZZZZZZ			00:26																												
CCV 240-251645/139			00:31																												
CCB 240-251645/140			00:35																												
ZZZZZZ			00:39																												
ZZZZZZ			00:44																												
ZZZZZZ			00:48																												
ZZZZZZ			00:52																												
ZZZZZZ			00:56																												
ZZZZZZ			01:01																												
ZZZZZZ			01:05																												
ZZZZZZ			01:09																												
ZZZZZZ			01:13																												
ZZZZZZ			01:18																												
CCV 240-251645/151			01:22																												
CCB 240-251645/152			01:26																												
ZZZZZZ			01:31																												
ZZZZZZ			01:35																												
ZZZZZZ			01:39																												
CCV 240-251645/156			01:44																												
CCB 240-251645/157			01:48																												
CRI 240-251645/158			01:52																												
ZZZZZZ			01:56																												
ZZZZZZ			02:01																												
ZZZZZZ			02:05																												
ZZZZZZ			02:09																												
ZZZZZZ			02:14																												
ZZZZZZ			02:18																												
ZZZZZZ			02:22																												
ZZZZZZ			02:26																												
ZZZZZZ			02:31																												
CCV 240-251645/168			02:35																												

FORM XIII-IN

13-IN
ANALYSIS RUN LOG
METALS

Lab Name: TestAmerica Canton Job No.: 240-70382-1

SDG No.:

Instrument ID: I10 Analysis Method: 6020A

Start Date: 10/14/2016 14:41 End Date: 10/15/2016 07:04

Lab Sample Id	D/F	Type	Time	Analytes																											
				Ag	Al	As	Ba	Be	Ca	Cd	Co	Cr	Cu	Fe	K	Mg	Mn	Na	Ni	Pb	Sb	Se	Tl	V	Zn				
CCB 240-251645/169			02:39																												
ZZZZZZ			02:43																												
ICSA 240-251645/171			02:47																												
ICSAB 240-251645/172			02:52																												
ZZZZZZ			02:56																												
ZZZZZZ			03:00																												
ZZZZZZ			03:05																												
ZZZZZZ			03:09																												
ZZZZZZ			03:13																												
ZZZZZZ			03:17																												
ZZZZZZ			03:22																												
ZZZZZZ			03:26																												
ZZZZZZ			03:30																												
CCV 240-251645/182			03:35																												
CCB 240-251645/183			03:39																												
ZZZZZZ			03:43																												
ZZZZZZ			03:48																												
CCV 240-251645/186			03:52																												
CCB 240-251645/187			03:56																												
CRI 240-251645/188			04:01																												
ZZZZZZ			04:05																												
ZZZZZZ			04:09																												
ZZZZZZ			04:14																												
ZZZZZZ			04:18																												
ZZZZZZ			04:22																												
ZZZZZZ			04:26																												
ZZZZZZ			04:31																												
ZZZZZZ			04:35																												
ZZZZZZ			04:39																												
CCV 240-251645/198			04:44																												
CCB 240-251645/199			04:48																												
ZZZZZZ			04:52																												
ZZZZZZ			04:57																												
ZZZZZZ			05:01																												
ZZZZZZ			05:05																												
ZZZZZZ			05:09																												
ZZZZZZ			05:13																												
ZZZZZZ			05:17																												
ZZZZZZ			05:22																												
ZZZZZZ			05:26																												
ZZZZZZ			05:30																												
CCV 240-251645/210			05:35																												

FORM XIII-IN

13-IN
ANALYSIS RUN LOG
METALS

Lab Name: TestAmerica Canton Job No.: 240-70382-1

SDG No.:

Instrument ID: I10 Analysis Method: 6020A

Start Date: 10/14/2016 14:41 End Date: 10/15/2016 07:04

Lab Sample Id	D/F	Type	Time	Analytes																										
				Ag	Al	As	Ba	Be	Ca	Cd	Co	Cr	Cu	Fe	K	Mg	Mn	Na	Ni	Pb	Sb	Se	Tl	V	Zn				
CCB 240-251645/211			05:39																											
ZZZZZZ			05:43																											
ZZZZZZ			05:48																											
ZZZZZZ			05:52																											
ZZZZZZ			05:56																											
ZZZZZZ			06:00																											
ZZZZZZ			06:05																											
ZZZZZZ			06:09																											
ZZZZZZ			06:13																											
ZZZZZZ			06:18																											
ZZZZZZ			06:22																											
CCV 240-251645/222			06:26																											
CCB 240-251645/223			06:31																											
ZZZZZZ			06:35																											
ZZZZZZ			06:39																											
ZZZZZZ			06:43																											
ZZZZZZ			06:48																											
ZZZZZZ			06:52																											
ZZZZZZ			06:56																											
CCV 240-251645/230			07:00																											
CCB 240-251645/231			07:04																											

Prep Types:
T = Total/NA

FORM XIII-IN

13-IN
ANALYSIS RUN LOG
METALS

Lab Name: TestAmerica Canton Job No.: 240-70382-1

SDG No.:

Instrument ID: I10 Analysis Method: 6020A

Start Date: 10/17/2016 14:23 End Date: 10/18/2016 12:42

Lab Sample Id	D/F	Type	Time	Analytes																									
				Ca	Mn																								
ZZZZZZ			14:23																										
ICIS 240-251858/2	1		14:27	X	X																								
STD1 240-251858/3 IC	1		14:31	X	X																								
STD2 240-251858/4 IC	1		14:35	X	X																								
STD3 240-251858/5 IC	1		14:40	X	X																								
STD4 240-251858/6 IC	1		14:44	X	X																								
ICV 240-251858/7	1		14:48	X	X																								
ICB 240-251858/8	1		14:53	X	X																								
CRI 240-251858/9	1		14:57	X	X																								
ICSA 240-251858/10	1		15:01	X	X																								
ICSAB 240-251858/11	1		15:06	X	X																								
CCV 240-251858/12			15:10																										
CCB 240-251858/13			15:14																										
ZZZZZZ			15:20																										
ZZZZZZ			15:31																										
ZZZZZZ			15:36																										
ZZZZZZ			15:40																										
ZZZZZZ			15:44																										
ZZZZZZ			15:48																										
ZZZZZZ			15:52																										
ZZZZZZ			15:57																										
ZZZZZZ			16:01																										
ZZZZZZ			16:05																										
ZZZZZZ			16:10																										
CCV 240-251858/25			16:14																										
CCB 240-251858/26			16:18																										
ZZZZZZ			16:25																										
ZZZZZZ			16:29																										
ZZZZZZ			16:33																										
ZZZZZZ			16:37																										
ZZZZZZ			16:42																										
ZZZZZZ			16:46																										
ZZZZZZ			16:50																										
ZZZZZZ			16:54																										
ZZZZZZ			16:58																										
ZZZZZZ			17:03																										
CCV 240-251858/37			17:07																										
CCB 240-251858/38			17:11																										
ZZZZZZ			17:16																										
ZZZZZZ			17:20																										
ZZZZZZ			17:24																										
ZZZZZZ			17:29																										

FORM XIII-IN

13-IN
ANALYSIS RUN LOG
METALS

Lab Name: TestAmerica Canton Job No.: 240-70382-1

SDG No.:

Instrument ID: I10 Analysis Method: 6020A

Start Date: 10/17/2016 14:23 End Date: 10/18/2016 12:42

Lab Sample Id	D/F	Type	Time	Analytes																								
				Ca	Mn																							
ZZZZZZ			17:33																									
ZZZZZZ			17:37																									
ZZZZZZ			17:42																									
ZZZZZZ			17:46																									
ZZZZZZ			17:50																									
ZZZZZZ			17:55																									
CCV 240-251858/49			17:59																									
CCB 240-251858/50			18:03																									
ZZZZZZ			18:08																									
ZZZZZZ			18:12																									
ZZZZZZ			18:16																									
ZZZZZZ			18:21																									
ZZZZZZ			18:25																									
ZZZZZZ			18:29																									
CCV 240-251858/57			18:34																									
CCB 240-251858/58			18:38																									
CRI 240-251858/59			18:42																									
ZZZZZZ			18:46																									
ZZZZZZ			18:51																									
ZZZZZZ			18:55																									
ZZZZZZ			18:59																									
ZZZZZZ			19:03																									
ZZZZZZ			19:08																									
ZZZZZZ			19:12																									
ZZZZZZ			19:16																									
ZZZZZZ			19:21																									
CCV 240-251858/69			19:25																									
CCB 240-251858/70			19:29																									
ZZZZZZ			19:34																									
ZZZZZZ			19:38																									
ZZZZZZ			19:42																									
ZZZZZZ			19:47																									
ZZZZZZ			19:51																									
ZZZZZZ			19:55																									
ZZZZZZ			20:00																									
ZZZZZZ			20:04																									
ZZZZZZ			20:08																									
ZZZZZZ			20:13																									
CCV 240-251858/81			20:17																									
CCB 240-251858/82			20:21																									
ZZZZZZ			20:25																									
ZZZZZZ			20:30																									

FORM XIII-IN

13-IN
ANALYSIS RUN LOG
METALS

Lab Name: TestAmerica Canton Job No.: 240-70382-1

SDG No.:

Instrument ID: I10 Analysis Method: 6020A

Start Date: 10/17/2016 14:23 End Date: 10/18/2016 12:42

Lab Sample Id	D/F	Type	Time	Analytes																									
				Ca	Mn																								
ZZZZZZ			20:34																										
ZZZZZZ			20:38																										
ZZZZZZ			20:43																										
CCV 240-251858/88			20:47																										
CCB 240-251858/89			20:51																										
CRI 240-251858/90			20:56																										
ZZZZZZ			21:00																										
ZZZZZZ			21:04																										
ZZZZZZ			21:09																										
ZZZZZZ			21:13																										
ZZZZZZ			21:17																										
ZZZZZZ			21:22																										
ZZZZZZ			21:26																										
ZZZZZZ			21:30																										
ZZZZZZ			21:34																										
CCV 240-251858/100			21:39																										
CCB 240-251858/101			21:43																										
ZZZZZZ			21:47																										
ZZZZZZ			21:52																										
ZZZZZZ			21:56																										
ZZZZZZ			22:00																										
CCV 240-251858/106			22:04																										
CCB 240-251858/107			22:09																										
CRI 240-251858/108			22:13																										
ZZZZZZ			22:17																										
ZZZZZZ			22:22																										
ZZZZZZ			22:26																										
ZZZZZZ			22:30																										
ZZZZZZ			22:35																										
ZZZZZZ			22:39																										
ZZZZZZ			22:43																										
ZZZZZZ			22:47																										
ZZZZZZ			22:51																										
CCV 240-251858/118	1		22:56	X	X																								
CCB 240-251858/119	1		23:00	X	X																								
ZZZZZZ			23:04																										
ZZZZZZ			23:09																										
ZZZZZZ			23:13																										
240-70382-1	10	T	23:17	X	X																								
240-70382-1 SD	50	T	23:21	X	X																								
ZZZZZZ			23:26																										
240-70382-1 MS	10	T	23:30	X	X																								

FORM XIII-IN

13-IN
ANALYSIS RUN LOG
METALS

Lab Name: TestAmerica Canton Job No.: 240-70382-1

SDG No.:

Instrument ID: I10 Analysis Method: 6020A

Start Date: 10/17/2016 14:23 End Date: 10/18/2016 12:42

Lab Sample Id	D/F	Type	Time	Analytes																									
				Ca	Mn																								
240-70382-1 MSD	10	T	23:34	X	X																								
240-70382-2	10	T	23:38	X	X																								
240-70382-3	10	T	23:42	X	X																								
CCV 240-251858/130	1		23:47	X	X																								
CCB 240-251858/131	1		23:51	X	X																								
240-70382-4	10	T	23:55		X																								
240-70382-5	10	T	00:00		X																								
240-70382-6	10	T	00:04		X																								
240-70382-7	10	T	00:08	X	X																								
240-70382-8	10	T	00:13	X	X																								
240-70382-9	10	T	00:17	X	X																								
240-70382-10	10	T	00:21		X																								
240-70382-11	10	T	00:25		X																								
240-70382-12	10	T	00:30		X																								
CCV 240-251858/141	1		00:34	X	X																								
CCB 240-251858/142	1		00:38	X	X																								
CRI 240-251858/143	1		00:43	X	X																								
ICSA 240-251858/144			00:47																										
ICSAB 240-251858/145			00:51																										
ZZZZZZ			00:56																										
ZZZZZZ			01:00																										
ZZZZZZ			01:04																										
ZZZZZZ			01:08																										
ZZZZZZ			01:13																										
ZZZZZZ			01:17																										
ZZZZZZ			01:21																										
ZZZZZZ			01:25																										
ZZZZZZ			01:29																										
CCV 240-251858/155			01:33																										
CCB 240-251858/156			01:38																										
ZZZZZZ			01:42																										
ZZZZZZ			01:46																										
ZZZZZZ			01:51																										
ZZZZZZ			01:55																										
ZZZZZZ			01:59																										
ZZZZZZ			02:04																										
ZZZZZZ			02:08																										
ZZZZZZ			02:12																										
ZZZZZZ			02:16																										
ZZZZZZ			02:21																										
CCV 240-251858/167			02:25																										
CCB 240-251858/168			02:29																										

FORM XIII-IN

13-IN
ANALYSIS RUN LOG
METALS

Lab Name: TestAmerica Canton Job No.: 240-70382-1

SDG No.:

Instrument ID: I10 Analysis Method: 6020A

Start Date: 10/17/2016 14:23 End Date: 10/18/2016 12:42

Lab Sample Id	D/F	Type	Time	Analytes																								
				Ca	Mn																							
CCV 240-251858/169			02:34																									
CCB 240-251858/170			02:38																									
CRI 240-251858/171			02:43																									
ZZZZZZ			02:47																									
ZZZZZZ			02:51																									
ZZZZZZ			02:55																									
ZZZZZZ			03:00																									
ZZZZZZ			03:04																									
ZZZZZZ			03:08																									
ZZZZZZ			03:12																									
ZZZZZZ			03:16																									
ZZZZZZ			03:21																									
CCV 240-251858/181			03:25																									
CCB 240-251858/182			03:29																									
ZZZZZZ			03:34																									
ZZZZZZ			03:38																									
ZZZZZZ			03:42																									
ZZZZZZ			03:46																									
ZZZZZZ			03:51																									
ZZZZZZ			03:55																									
ZZZZZZ			03:59																									
ZZZZZZ			04:04																									
ZZZZZZ			04:08																									
ZZZZZZ			04:12																									
CCV 240-251858/193			04:17																									
CCB 240-251858/194			04:21																									
ZZZZZZ			04:25																									
CCV 240-251858/196			04:30																									
CCB 240-251858/197			04:34																									
CRI 240-251858/198			04:38																									
ZZZZZZ			04:43																									
ZZZZZZ			04:47																									
ZZZZZZ			04:51																									
ZZZZZZ			04:55																									
ZZZZZZ			05:00																									
ZZZZZZ			05:04																									
ZZZZZZ			05:08																									
ZZZZZZ			05:12																									
ZZZZZZ			05:16																									
CCV 240-251858/208			05:20																									
CCB 240-251858/209			05:25																									
ZZZZZZ			05:29																									

FORM XIII-IN

13-IN
ANALYSIS RUN LOG
METALS

Lab Name: TestAmerica Canton Job No.: 240-70382-1

SDG No.:

Instrument ID: I10 Analysis Method: 6020A

Start Date: 10/17/2016 14:23 End Date: 10/18/2016 12:42

Lab Sample Id	D/F	Type	Time	Analytes																								
				Ca	Mn																							
ZZZZZZ			05:33																									
ZZZZZZ			05:38																									
ZZZZZZ			05:42																									
ZZZZZZ			05:46																									
ZZZZZZ			05:50																									
ZZZZZZ			05:55																									
ZZZZZZ			05:59																									
ZZZZZZ			06:03																									
ZZZZZZ			06:08																									
CCV 240-251858/220			06:12																									
CCB 240-251858/221			06:16																									
ZZZZZZ			06:21																									
ZZZZZZ			06:25																									
ZZZZZZ			06:29																									
ZZZZZZ			06:34																									
ZZZZZZ			06:38																									
CCV 240-251858/227			06:42																									
CCB 240-251858/228			06:47																									
ZZZZZZ			06:51																									
ZZZZZZ			06:55																									
ZZZZZZ			07:00																									
CCV 240-251858/232			07:04																									
CCB 240-251858/233			07:08																									
ZZZZZZ			07:12																									
ZZZZZZ			07:22																									
ZZZZZZ			07:26																									
ZZZZZZ			07:30																									
ZZZZZZ			07:34																									
ZZZZZZ			07:39																									
ZZZZZZ			07:43																									
ZZZZZZ			07:47																									
ZZZZZZ			07:51																									
ZZZZZZ			07:55																									
CCV 240-251858/244			08:00																									
CCB 240-251858/245			08:04																									
ZZZZZZ			08:08																									
ZZZZZZ			08:13																									
ZZZZZZ			08:17																									
ZZZZZZ			08:21																									
ZZZZZZ			08:30																									
ZZZZZZ			08:35																									
ZZZZZZ			08:39																									

FORM XIII-IN

13-IN
ANALYSIS RUN LOG
METALS

Lab Name: TestAmerica Canton Job No.: 240-70382-1

SDG No.:

Instrument ID: I10 Analysis Method: 6020A

Start Date: 10/17/2016 14:23 End Date: 10/18/2016 12:42

Lab Sample Id	D/F	Type	Time	Analytes																								
				Ca	Mn																							
ZZZZZZ			08:43																									
ZZZZZZ			08:48																									
CCV 240-251858/255			08:52																									
CCB 240-251858/256			08:56																									
ZZZZZZ			09:01																									
ZZZZZZ			09:05																									
ZZZZZZ			09:09																									
ZZZZZZ			09:13																									
ZZZZZZ			09:18																									
CCV 240-251858/262			09:22																									
CCB 240-251858/263			09:26																									
CRI 240-251858/264			09:31																									
ZZZZZZ			09:35																									
ZZZZZZ			09:39																									
ZZZZZZ			09:43																									
ZZZZZZ			09:48																									
ZZZZZZ			09:52																									
ZZZZZZ			09:56																									
ZZZZZZ			10:01																									
ZZZZZZ			10:05																									
ZZZZZZ			10:09																									
CCV 240-251858/274			10:14																									
CCB 240-251858/275			10:18																									
ZZZZZZ			10:22																									
ZZZZZZ			10:27																									
ZZZZZZ			10:31																									
ZZZZZZ			10:35																									
CCV 240-251858/280			10:40																									
CCB 240-251858/281			10:44																									
CRI 240-251858/282			10:49																									
ZZZZZZ			10:58																									
ZZZZZZ			11:02																									
ZZZZZZ			11:06																									
ZZZZZZ			11:11																									
ZZZZZZ			11:15																									
ZZZZZZ			11:19																									
ZZZZZZ			11:23																									
ZZZZZZ			11:27																									
ZZZZZZ			11:31																									
CCV 240-251858/292			11:36																									
CCB 240-251858/293			11:40																									
ZZZZZZ			11:44																									

FORM XIII-IN

13-IN
ANALYSIS RUN LOG
METALS

Lab Name: TestAmerica Canton Job No.: 240-70382-1

SDG No.:

Instrument ID: I10 Analysis Method: 6020A

Start Date: 10/17/2016 14:23 End Date: 10/18/2016 12:42

Lab Sample Id	D/F	Type	Time	Analytes																									
				Ca	Mn																								
ZZZZZZ			11:49																										
ZZZZZZ			11:53																										
ZZZZZZ			11:57																										
ZZZZZZ			12:02																										
ZZZZZZ			12:06																										
ZZZZZZ			12:10																										
ZZZZZZ			12:15																										
ZZZZZZ			12:19																										
ZZZZZZ			12:23																										
CCV 240-251858/304			12:28																										
CCB 240-251858/305			12:32																										
CRI 240-251858/306			12:36																										
CRI 240-251858/307			12:42																										

Prep Types:
T = Total/NA

FORM XIII-IN

15-IN
ICP-MS INTERNAL STANDARDS RELATIVE INTENSITY SUMMARY
METALS

Lab Name: TestAmerica Canton Job No.: 240-70382-1

SDG No.:

ICP-MS Instrument ID: I10 Start Date: 10/14/2016 End Date: 10/14/2016

Lab Sample ID	Time	Internal Standards %RI For:									
		Element Li-6	Q	Element Sc/1	Q	Element Sc/2	Q	Element Rh	Q	Element In	Q
ICIS 240-251645/2	14:45	100		100		100		100		100	
STD1 240-251645/3 I	14:49	104		101		103		100		104	
STD2 240-251645/4 I	14:54	100		100		101		97		99	
STD3 240-251645/5 I	14:58	101		99		101		93		97	
STD4 240-251645/6 I	15:02	101		100		100		101		101	
ICV 240-251645/7	15:07	103		102		103		98		100	
ICB 240-251645/8	15:11	105		100		105		100		102	
CRI 240-251645/9	15:15	102		101		101		100		101	
ICSA 240-251645/10	15:22	91		91		90		87		92	
ICSAB 240-251645/11	15:26	87		89		91		87		91	
CCV 240-251645/81	20:25	83		77		81		78		83	
CCB 240-251645/82	20:29	87		78		83		85		88	
MB 240-250171/1-A ^	20:42	77		76		81		83		84	
LCS 240-250171/3-A	20:46	75		74		79		82		82	
240-70382-1	20:50	71		77		79		73		73	
240-70382-1 SD	20:54	79		76		81		78		83	
240-70382-1 PDS	20:59	69		73		77		70		70	
240-70382-1 MS	21:03	66		79		80		69		69	
240-70382-1 MSD	21:07	65		70		72		66		67	
240-70382-2	21:11	64		69		77		59		61	
CCV 240-251645/93	21:15	76		74		79		77		80	
CCB 240-251645/94	21:19	80		75		80		81		84	
240-70382-3	21:24	65		69		72		66		68	
240-70382-4	21:28	67		68		74		68		69	
240-70382-5	21:32	65		67		69		67		69	
240-70382-6	21:36	66		74		79		68		69	
240-70382-7	21:40	62		68		70		66		67	
240-70382-8	21:45	63		66		70		65		67	
240-70382-9	21:49	63		66		69		65		67	
240-70382-10	21:53	62		62		67		65		67	
240-70382-11	21:57	61		63		67		65		64	
240-70382-12	22:02	61		66		71		66		67	
CCV 240-251645/105	22:06	72		69		74		72		76	
CCB 240-251645/106	22:10	72		70		75		76		79	
CRI 240-251645/109	22:23	73		71		76		78		82	

15-IN
ICP-MS INTERNAL STANDARDS RELATIVE INTENSITY SUMMARY
METALS

Lab Name: TestAmerica Canton Job No.: 240-70382-1

SDG No.:

ICP-MS Instrument ID: I10 Start Date: 10/14/2016 End Date: 10/14/2016

Lab Sample ID	Time	Internal Standards %RI For:									
		Element Tb	Q	Element Ho	Q	Element Bi	Q	Element	Q	Element	Q
ICIS 240-251645/2	14:45	100		100		100					
STD1 240-251645/3 I	14:49	102		100		102					
STD2 240-251645/4 I	14:54	99		100		97					
STD3 240-251645/5 I	14:58	99		100		94					
STD4 240-251645/6 I	15:02	100		101		102					
ICV 240-251645/7	15:07	100		101		99					
ICB 240-251645/8	15:11	101		100		101					
CRI 240-251645/9	15:15	100		101		100					
ICSA 240-251645/10	15:22	92		92		90					
ICSAB 240-251645/11	15:26	91		93		91					
CCV 240-251645/81	20:25	87		87		86					
CCB 240-251645/82	20:29	90		90		92					
MB 240-250171/1-A ^	20:42	87		88		88					
LCS 240-250171/3-A	20:46	87		88		88					
240-70382-1	20:50	80		79		77					
240-70382-1 SD	20:54	87		87		85					
240-70382-1 PDS	20:59	77		78		76					
240-70382-1 MS	21:03	76		75		74					
240-70382-1 MSD	21:07	73		73		72					
240-70382-2	21:11	66		66		66					
CCV 240-251645/93	21:15	84		85		85					
CCB 240-251645/94	21:19	86		86		90					
240-70382-3	21:24	73		75		74					
240-70382-4	21:28	77		77		77					
240-70382-5	21:32	75		75		74					
240-70382-6	21:36	74		75		75					
240-70382-7	21:40	72		73		71					
240-70382-8	21:45	73		73		71					
240-70382-9	21:49	72		72		71					
240-70382-10	21:53	74		75		73					
240-70382-11	21:57	73		73		70					
240-70382-12	22:02	74		75		73					
CCV 240-251645/105	22:06	81		81		81					
CCB 240-251645/106	22:10	81		82		84					
CRI 240-251645/109	22:23	83		83		85					

15-IN
ICP-MS INTERNAL STANDARDS RELATIVE INTENSITY SUMMARY
METALS

Lab Name: TestAmerica Canton Job No.: 240-70382-1

SDG No.:

ICP-MS Instrument ID: I10 Start Date: 10/17/2016 End Date: 10/18/2016

Lab Sample ID	Time	Internal Standards %RI For:									
		Element Li-6	Q	Element Sc/1	Q	Element Sc/2	Q	Element Rh	Q	Element In	Q
ICIS 240-251858/2	14:27	100		100		100		100		100	
STD1 240-251858/3 I	14:31	103		104		102		100		99	
STD2 240-251858/4 I	14:35	101		104		101		97		98	
STD3 240-251858/5 I	14:40	102		103		103		95		97	
STD4 240-251858/6 I	14:44	101		105		100		102		102	
ICV 240-251858/7	14:48	106		109		106		103		104	
ICB 240-251858/8	14:53	107		109		106		108		108	
CRI 240-251858/9	14:57	108		111		106		107		108	
ICSA 240-251858/10	15:01	96		102		98		93		97	
ICSAB 240-251858/11	15:06	94		101		99		95		97	
CCV 240-251858/118	22:56	86		90		89		90		90	
CCB 240-251858/119	23:00	87		91		89		94		94	
240-70382-1	23:17	83		88		87		87		88	
240-70382-1 SD	23:21	86		90		88		91		92	
240-70382-1 PDS	23:26	80		87		85		83		84	
240-70382-1 MS	23:30	82		87		86		84		86	
240-70382-1 MSD	23:34	80		86		85		85		86	
240-70382-2	23:38	80		86		86		82		84	
240-70382-3	23:42	82		86		85		84		86	
CCV 240-251858/130	23:47	85		89		87		88		88	
CCB 240-251858/131	23:51	88		89		88		92		93	
240-70382-4	23:55	83		87		86		86		87	
240-70382-5	00:00	82		86		85		85		87	
240-70382-6	00:04	83		90		88		91		91	
240-70382-7	00:08	81		85		85		84		86	
240-70382-8	00:13	80		85		82		84		86	
240-70382-9	00:17	81		85		85		82		85	
240-70382-10	00:21	81		84		83		84		85	
240-70382-11	00:25	80		85		84		84		86	
240-70382-12	00:30	80		86		84		85		86	
CCV 240-251858/141	00:34	83		87		86		86		88	
CCB 240-251858/142	00:38	86		88		87		90		91	
CRI 240-251858/143	00:43	85		88		89		89		92	

15-IN
ICP-MS INTERNAL STANDARDS RELATIVE INTENSITY SUMMARY
METALS

Lab Name: TestAmerica Canton Job No.: 240-70382-1

SDG No.:

ICP-MS Instrument ID: I10 Start Date: 10/17/2016 End Date: 10/18/2016

Lab Sample ID	Time	Internal Standards %RI For:									
		Element Tb	Q	Element Ho	Q	Element Bi	Q	Element	Q	Element	Q
ICIS 240-251858/2	14:27	100		100		100					
STD1 240-251858/3 I	14:31	102		101		100					
STD2 240-251858/4 I	14:35	101		99		97					
STD3 240-251858/5 I	14:40	100		99		94					
STD4 240-251858/6 I	14:44	103		103		103					
ICV 240-251858/7	14:48	105		103		101					
ICB 240-251858/8	14:53	105		103		104					
CRI 240-251858/9	14:57	106		103		104					
ICSA 240-251858/10	15:01	98		96		94					
ICSAB 240-251858/11	15:06	99		98		94					
CCV 240-251858/118	22:56	95		95		91					
CCB 240-251858/119	23:00	95		94		97					
240-70382-1	23:17	91		91		90					
240-70382-1 SD	23:21	94		93		95					
240-70382-1 PDS	23:26	90		90		88					
240-70382-1 MS	23:30	90		89		88					
240-70382-1 MSD	23:34	90		89		87					
240-70382-2	23:38	89		88		86					
240-70382-3	23:42	91		90		89					
CCV 240-251858/130	23:47	92		93		90					
CCB 240-251858/131	23:51	94		94		95					
240-70382-4	23:55	90		91		90					
240-70382-5	00:00	91		90		89					
240-70382-6	00:04	95		95		93					
240-70382-7	00:08	90		90		87					
240-70382-8	00:13	90		89		87					
240-70382-9	00:17	89		88		87					
240-70382-10	00:21	89		89		88					
240-70382-11	00:25	90		88		88					
240-70382-12	00:30	90		89		88					
CCV 240-251858/141	00:34	90		90		86					
CCB 240-251858/142	00:38	92		92		93					
CRI 240-251858/143	00:43	93		92		93					

METALS BATCH WORKSHEET

Lab Name: TestAmerica Canton Job No.: 240-70382-1

SDG No.:

Batch Number: 250171 Batch Start Date: 10/06/16 12:18 Batch Analyst: Elshaw, Dale

Batch Method: 3050B Batch End Date: 10/06/16 18:00

Lab Sample ID	Client Sample ID	Method Chain	Basis	CalcMsg	InitialAmount	FinalAmount	MT1TO1HN03 01348	MTAGSPIKEW 00062	MTH202 00073
MB 240-250171/1		3050B, 6010C		CALC NOT SET TO RUN	1.00 g	100 mL	10 mL		10 mL
LCS 240-250171/2		3050B, 6010C		CALC NOT SET TO RUN	1.00 g	100 mL	10 mL	2 mL	10 mL
240-70382-D-1	BLG-SLAG4-100416 (1)	3050B, 6010C	T	CALC NOT SET TO RUN	1.28 g	100 mL	10 mL		10 mL
240-70382-A-1 MS	BLG-SLAG4-100416 (1)	3050B, 6010C	T	CALC NOT SET TO RUN	1.33 g	100 mL	10 mL	2 mL	10 mL
240-70382-A-1 MSD	BLG-SLAG4-100416 (1)	3050B, 6010C	T	CALC NOT SET TO RUN	1.32 g	100 mL	10 mL	2 mL	10 mL
240-70382-B-2	BLG-SLAG4-100416 (2)	3050B, 6010C	T	CALC NOT SET TO RUN	1.16 g	100 mL	10 mL		10 mL
240-70382-A-3	BLG-SLAG4-100416 (3)	3050B, 6010C	T	CALC NOT SET TO RUN	1.14 g	100 mL	10 mL		10 mL
240-70382-B-4	BLG-SLAG5-100416 (1)	3050B, 6010C	T	CALC NOT SET TO RUN	1.19 g	100 mL	10 mL		10 mL
240-70382-B-5	BLG-SLAG5-100416 (2)	3050B, 6010C	T	CALC NOT SET TO RUN	1.12 g	100 mL	10 mL		10 mL
240-70382-B-6	BLG-SLAG5-100416 (3)	3050B, 6010C	T	CALC NOT SET TO RUN	1.27 g	100 mL	10 mL		10 mL
240-70382-B-7	BLD-SLAG4-100416 (1)	3050B, 6010C	T	CALC NOT SET TO RUN	1.46 g	100 mL	10 mL		10 mL
240-70382-B-8	BLD-SLAG4-100416 (2)	3050B, 6010C	T	CALC NOT SET TO RUN	1.29 g	100 mL	10 mL		10 mL
240-70382-B-9	BLD-SLAG4-100416 (3)	3050B, 6010C	T	CALC NOT SET TO RUN	1.25 g	100 mL	10 mL		10 mL
240-70382-B-10	BLD-SLAG5-100416 (1)	3050B, 6010C	T	CALC NOT SET TO RUN	1.04 g	100 mL	10 mL		10 mL
240-70382-B-11	BLD-SLAG5-100416 (2)	3050B, 6010C	T	CALC NOT SET TO RUN	1.26 g	100 mL	10 mL		10 mL
240-70382-B-12	BLD-SLAG5-100416 (3)	3050B, 6010C	T	CALC NOT SET TO RUN	1.13 g	100 mL	10 mL		10 mL

Lab Sample ID	Client Sample ID	Method Chain	Basis	MTICP1 00055	MTICP2A 00064	MTTMHCL 00133	MTTMHNO3 00099		
MB 240-250171/1		3050B, 6010C				10 mL	5 mL		
LCS 240-250171/2		3050B, 6010C		2 mL	2 mL	10 mL	5 mL		
240-70382-D-1	BLG-SLAG4-100416 (1)	3050B, 6010C	T			10 mL	5 mL		
240-70382-A-1 MS	BLG-SLAG4-100416 (1)	3050B, 6010C	T	2 mL	2 mL	10 mL	5 mL		

The pound sign (#) in the amount added field denotes that the reagent was used undiluted. All calculations are performed using the stated concentration for this reagent.

METALS BATCH WORKSHEET

Lab Name: TestAmerica Canton Job No.: 240-70382-1

SDG No.:

Batch Number: 250171 Batch Start Date: 10/06/16 12:18 Batch Analyst: Elshaw, Dale

Batch Method: 3050B Batch End Date: 10/06/16 18:00

Lab Sample ID	Client Sample ID	Method Chain	Basis	MTICP1 00055	MTICP2A 00064	MTTMHCL 00133	MTTMHNO3 00099		
240-70382-A-1 MSD	BLG-SLAG4-100416 (1)	3050B, 6010C	T	2 mL	2 mL	10 mL	5 mL		
240-70382-B-2	BLG-SLAG4-100416 (2)	3050B, 6010C	T			10 mL	5 mL		
240-70382-A-3	BLG-SLAG4-100416 (3)	3050B, 6010C	T			10 mL	5 mL		
240-70382-B-4	BLG-SLAG5-100416 (1)	3050B, 6010C	T			10 mL	5 mL		
240-70382-B-5	BLG-SLAG5-100416 (2)	3050B, 6010C	T			10 mL	5 mL		
240-70382-B-6	BLG-SLAG5-100416 (3)	3050B, 6010C	T			10 mL	5 mL		
240-70382-B-7	BLD-SLAG4-100416 (1)	3050B, 6010C	T			10 mL	5 mL		
240-70382-B-8	BLD-SLAG4-100416 (2)	3050B, 6010C	T			10 mL	5 mL		
240-70382-B-9	BLD-SLAG4-100416 (3)	3050B, 6010C	T			10 mL	5 mL		
240-70382-B-10	BLD-SLAG5-100416 (1)	3050B, 6010C	T			10 mL	5 mL		
240-70382-B-11	BLD-SLAG5-100416 (2)	3050B, 6010C	T			10 mL	5 mL		
240-70382-B-12	BLD-SLAG5-100416 (3)	3050B, 6010C	T			10 mL	5 mL		

Batch Notes	
Balance ID	b039
Blank Soil Lot Number	s608-6f020
Filter Paper ID	9715194
Hot Block ID	a1 a2
Pipette ID	MP1-MP2-MP5
Digestion Tube/Cup ID	160818

Basis	Basis Description
T	Total/NA

The pound sign (#) in the amount added field denotes that the reagent was used undiluted. All calculations are performed using the stated concentration for this reagent.

METALS BATCH WORKSHEET

Lab Name: TestAmerica Canton Job No.: 240-70382-1

SDG No.:

Batch Number: 250171 Batch Start Date: 10/06/16 12:18 Batch Analyst: Elshaw, Dale

Batch Method: 3050B Batch End Date: 10/06/16 18:00

Lab Sample ID	Client Sample ID	Method Chain	Basis	CalcMsg	InitialAmount	FinalAmount	MT1TO1HN03 01348	MTH202 00073	MTICPMS2 00026
MB 240-250171/1		3050B, 6020A		CALC NOT SET TO RUN	1.00 g	100 mL	10 mL	10 mL	
LCS 240-250171/3		3050B, 6020A		CALC NOT SET TO RUN	1.00 g	100 mL	10 mL	10 mL	1 mL
240-70382-D-1	BLG-SLAG4-100416 (1)	3050B, 6020A	T	CALC NOT SET TO RUN	1.28 g	100 mL	10 mL	10 mL	
240-70382-A-1 MS	BLG-SLAG4-100416 (1)	3050B, 6020A	T	CALC NOT SET TO RUN	1.25 g	100 mL	10 mL	10 mL	1 mL
240-70382-A-1 MSD	BLG-SLAG4-100416 (1)	3050B, 6020A	T	CALC NOT SET TO RUN	1.28 g	100 mL	10 mL	10 mL	1 mL
240-70382-B-2	BLG-SLAG4-100416 (2)	3050B, 6020A	T	CALC NOT SET TO RUN	1.16 g	100 mL	10 mL	10 mL	
240-70382-A-3	BLG-SLAG4-100416 (3)	3050B, 6020A	T	CALC NOT SET TO RUN	1.14 g	100 mL	10 mL	10 mL	
240-70382-B-4	BLG-SLAG5-100416 (1)	3050B, 6020A	T	CALC NOT SET TO RUN	1.19 g	100 mL	10 mL	10 mL	
240-70382-B-5	BLG-SLAG5-100416 (2)	3050B, 6020A	T	CALC NOT SET TO RUN	1.12 g	100 mL	10 mL	10 mL	
240-70382-B-6	BLG-SLAG5-100416 (3)	3050B, 6020A	T	CALC NOT SET TO RUN	1.27 g	100 mL	10 mL	10 mL	
240-70382-B-7	BLD-SLAG4-100416 (1)	3050B, 6020A	T	CALC NOT SET TO RUN	1.46 g	100 mL	10 mL	10 mL	
240-70382-B-8	BLD-SLAG4-100416 (2)	3050B, 6020A	T	CALC NOT SET TO RUN	1.29 g	100 mL	10 mL	10 mL	
240-70382-B-9	BLD-SLAG4-100416 (3)	3050B, 6020A	T	CALC NOT SET TO RUN	1.25 g	100 mL	10 mL	10 mL	
240-70382-B-10	BLD-SLAG5-100416 (1)	3050B, 6020A	T	CALC NOT SET TO RUN	1.04 g	100 mL	10 mL	10 mL	
240-70382-B-11	BLD-SLAG5-100416 (2)	3050B, 6020A	T	CALC NOT SET TO RUN	1.26 g	100 mL	10 mL	10 mL	
240-70382-B-12	BLD-SLAG5-100416 (3)	3050B, 6020A	T	CALC NOT SET TO RUN	1.13 g	100 mL	10 mL	10 mL	

Lab Sample ID	Client Sample ID	Method Chain	Basis	MTICPMSA 00028	MTICPMSB 00029	MTTMHCL 00133	MTTMHNO3 00099		
MB 240-250171/1		3050B, 6020A				10 mL	5 mL		
LCS 240-250171/3		3050B, 6020A		1 mL	1 mL	10 mL	5 mL		
240-70382-D-1	BLG-SLAG4-100416 (1)	3050B, 6020A	T			10 mL	5 mL		
240-70382-A-1 MS	BLG-SLAG4-100416 (1)	3050B, 6020A	T	1 mL	1 mL	10 mL	5 mL		

The pound sign (#) in the amount added field denotes that the reagent was used undiluted. All calculations are performed using the stated concentration for this reagent.

METALS BATCH WORKSHEET

Lab Name: TestAmerica Canton Job No.: 240-70382-1

SDG No.:

Batch Number: 250171 Batch Start Date: 10/06/16 12:18 Batch Analyst: Elshaw, Dale

Batch Method: 3050B Batch End Date: 10/06/16 18:00

Lab Sample ID	Client Sample ID	Method Chain	Basis	MTICPMSA 00028	MTICPMSB 00029	MTTMHCL 00133	MTTMHNO3 00099		
240-70382-A-1 MSD	BLG-SLAG4-100416 (1)	3050B, 6020A	T	1 mL	1 mL	10 mL	5 mL		
240-70382-B-2	BLG-SLAG4-100416 (2)	3050B, 6020A	T			10 mL	5 mL		
240-70382-A-3	BLG-SLAG4-100416 (3)	3050B, 6020A	T			10 mL	5 mL		
240-70382-B-4	BLG-SLAG5-100416 (1)	3050B, 6020A	T			10 mL	5 mL		
240-70382-B-5	BLG-SLAG5-100416 (2)	3050B, 6020A	T			10 mL	5 mL		
240-70382-B-6	BLG-SLAG5-100416 (3)	3050B, 6020A	T			10 mL	5 mL		
240-70382-B-7	BLD-SLAG4-100416 (1)	3050B, 6020A	T			10 mL	5 mL		
240-70382-B-8	BLD-SLAG4-100416 (2)	3050B, 6020A	T			10 mL	5 mL		
240-70382-B-9	BLD-SLAG4-100416 (3)	3050B, 6020A	T			10 mL	5 mL		
240-70382-B-10	BLD-SLAG5-100416 (1)	3050B, 6020A	T			10 mL	5 mL		
240-70382-B-11	BLD-SLAG5-100416 (2)	3050B, 6020A	T			10 mL	5 mL		
240-70382-B-12	BLD-SLAG5-100416 (3)	3050B, 6020A	T			10 mL	5 mL		

Batch Notes	
Balance ID	b039
Blank Soil Lot Number	s608-6f020
Filter Paper ID	9715194
Hot Block ID	a1 a2
Pipette ID	MP1-MP2-MP5
Digestion Tube/Cup ID	160818

Basis	Basis Description
T	Total/NA

The pound sign (#) in the amount added field denotes that the reagent was used undiluted. All calculations are performed using the stated concentration for this reagent.

Sample Report

Sample Table

Sample Name	240-70382-b-2-a@2
Data File Name	092SMPL.d
Data Path Name	D:\Analytical Runs\I10101416G.b
Acq Date Time	2016-10-14T21:11:17-04:00
Sample Type	Sample
Dilution	1
Comment	
ISTD Ref FileName	002CALB.d
Sample QC Pass/Fail	Fail
ISTD Pass/Fail	Fail

Sample BLG-SLAG4-100416 (2)
6020A Analysis

QC Analyte Table

Name	Mass	ISTD Mass	Tune Step	Tune Mode	Conc	FinalConc	Conc %RSD	CPS	%RSD	LDR	QC Flag
Li	7	45	2	NoGas	93.508	93.508	0.86	1796975	0.01	10000	
Be	9	45	2	NoGas	10.345	10.345	2.91	54299	0.02	2000	
B	11	45	2	NoGas	283.124	283.124	2.04	1049862	0.03	300	
Na	23	45	1	He	10400.291	10400.291	12.70	8078002	0.13	500000	
Mg	24	45	1	He	168285.627	168285.627	14.13	62333155	0.27	500000	
Al	27	45	1	He	130215.155	130215.155	13.91	16456942	0.79	200000	
K	39	45	1	He	8557.157	8557.157	12.20	2619323	0.33	500000	
Ca	44	45	1	He	693065.167	693065.167	14.07	10894944	6.36	500000	>LDR
Ti	47	45	1	He	2079.899	2079.899	13.71	249237	0.83	2500	
V	51	45	1	He	411.018	411.018	14.14	1784036	0.02	10000	
Cr	52	45	1	He	70.470	70.470	13.25	378450	0.02	10000	
Mn	55	45	1	He	23919.304	23919.304	13.58	63519060	0.04	10000	>LDR
Fe	56	45	1	He	8153.129	8153.129	13.68	30319670	0.03	200000	
Co	59	45	1	He	2.121	2.121	16.97	18078	0.01	5000	
Ni	60	45	1	He	10.079	10.079	13.54	23412	0.04	10000	
Cu	63	45	1	He	20.373	20.373	13.67	129806	0.02	10000	
Zn	66	103	1	He	137.530	137.530	16.39	121051	0.11	10000	
As	75	115	1	He	4.738	4.738	16.65	2868	0.17	10000	
Se	78	115	1	He	15.478	15.478	23.48	583	2.65	10000	
Sr	88	103	1	He	1580.836	1580.836	16.92	4397358	0.04	10000	
Mo	95	103	1	He	0.475	0.475	8.24	1390	0.03	2000	
Ag	107	103	1	He	0.217	0.217	13.68	2072	0.01	300	
Cd	111	115	1	He	3.637	3.637	17.20	4556	0.08	4000	
Sn	118	115	1	He	17.839	17.839	15.24	47204	0.04	2000	
Sb	123	115	1	He	1.213	1.213	15.17	3246	0.04	200	
Ba	137	115	1	He	2538.434	2538.434	14.64	2882133	0.09	10000	
W	182	159	1	He	0.431	0.431	3.10	5542	0.01	2500	
Tl	205	165	1	He	0.175	0.175	20.49	3941	0.00	2000	
Pb	208	165	1	He	46.618	46.618	16.02	1290601	0.00	4000	

QC ISTD Table

Name	Mass	Tune Step	Tune Mode	CPS	%RSD	Ref CPS	%Rec	%QC Low	%QC High	QC Flag
Li	6	2	NoGas	2317766	0.55	3619383	64.04	60	120	
Sc	45	1	He	627618	11.01	909819	68.98	60	120	
Sc	45	2	NoGas	13753351	0.68	17856740	77.02	60	120	
Rh	103	1	He	3207730	13.70	5418659	59.20	60	120	ISTD warning
In	115	1	He	1206891	13.13	1983242	60.85	60	120	
Tb	159	1	He	4510784	13.51	6790020	66.43	60	120	
Ho	165	1	He	4577459	13.76	6917026	66.18	60	120	
Bi	209	1	He	3457540	11.24	5216359	66.28	60	120	

1A-IN
INORGANIC ANALYSIS DATA SHEET
METALS

Client Sample ID: BLG-SLAG5-100416 (3)
Lab Sample ID: 240-70382-6
Lab Name: TestAmerica Canton
Job No.: 240-70382-1
SDG ID.:
Matrix: Solid
Date Sampled: 10/04/2016 08:40
Reporting Basis: DRY
Date Received: 10/05/2016 09:15
% Solids: 94.5

CAS No.	Analyte	Result	RL	MDL	Units	C	Q	DIL	Method
7429-90-5	Aluminum	13000	17	4.8	mg/Kg			1	6010C
7440-22-4	Silver	0.052	0.83	0.052	mg/Kg	U		1	6010C
7440-39-3	Barium	220	17	0.34	mg/Kg			1	6010C
7440-41-7	Beryllium	1.6	0.42	0.022	mg/Kg			1	6010C
7440-70-2	Calcium	64000	420	19	mg/Kg		B	1	6010C
7440-43-9	Cadmium	1.6	0.42	0.017	mg/Kg			1	6010C
7440-48-4	Cobalt	2.4	0.83	0.039	mg/Kg			1	6010C
7440-47-3	Chromium	23	0.83	0.062	mg/Kg		B	1	6010C
7440-50-8	Copper	12	2.1	0.19	mg/Kg			1	6010C
7439-89-6	Iron	6200	17	2.7	mg/Kg			1	6010C
7440-09-7	Potassium	1500	420	5.2	mg/Kg			1	6010C
7439-95-4	Magnesium	20000	420	4.3	mg/Kg		B	1	6010C
7439-96-5	Manganese	3300	6.2	0.35	mg/Kg		B	5	6010C
7440-23-5	Sodium	880	420	16	mg/Kg			1	6010C
7440-02-0	Nickel	4.8	3.3	0.067	mg/Kg			1	6010C
7440-36-0	Antimony	0.40	1.7	0.40	mg/Kg	U		1	6010C
7440-62-2	Vanadium	65	0.83	0.17	mg/Kg			1	6010C
7440-66-6	Zinc	65	4.2	0.47	mg/Kg			1	6010C
7440-38-2	Arsenic	1.7	6.2	1.7	mg/Kg	U		5	6010C
7439-92-1	Lead	9.2	0.83	0.17	mg/Kg			1	6010C
7782-49-2	Selenium	1.4	8.3	1.4	mg/Kg	U		5	6010C
7440-28-0	Thallium	0.54	8.3	0.54	mg/Kg	U		5	6010C
7440-22-4	Silver	0.072	0.17	0.0012	mg/Kg	J		2	6020A
7429-90-5	Aluminum	15000	8.3	0.52	mg/Kg		B	2	6020A
7440-38-2	Arsenic	1.3	0.83	0.022	mg/Kg			2	6020A
7440-39-3	Barium	330	0.83	0.18	mg/Kg			2	6020A
7440-41-7	Beryllium	1.9	0.17	0.0092	mg/Kg			2	6020A
7440-70-2	Calcium	79000	170	18	mg/Kg		B	2	6020A
7440-43-9	Cadmium	1.8	0.17	0.0031	mg/Kg		B	2	6020A
7440-48-4	Cobalt	2.1	0.17	0.0014	mg/Kg		B	2	6020A
7440-47-3	Chromium	27	0.33	0.050	mg/Kg		B	2	6020A
7440-50-8	Copper	12	0.33	0.081	mg/Kg		B	2	6020A
7439-89-6	Iron	7300	17	2.7	mg/Kg		B	2	6020A
7440-09-7	Potassium	1700	170	4.1	mg/Kg		B	2	6020A
7439-95-4	Magnesium	22000	170	3.3	mg/Kg		B	2	6020A
7439-96-5	Manganese	42	4.2	0.50	mg/Kg		B	10	6020A
7440-23-5	Sodium	980	170	7.2	mg/Kg		B	2	6020A
7440-02-0	Nickel	3.5	0.33	0.032	mg/Kg		B	2	6020A
7439-92-1	Lead	12	0.17	0.037	mg/Kg		B	2	6020A
7782-49-2	Selenium	2.0	0.83	0.033	mg/Kg		B	2	6020A
7440-62-2	Vanadium	81	0.83	0.031	mg/Kg			2	6020A
7440-66-6	Zinc	57	3.3	0.42	mg/Kg		B	2	6020A
7440-36-0	Antimony	0.72	0.33	0.012	mg/Kg		B	2	6020A
7440-28-0	Thallium	0.016	0.33	0.016	mg/Kg	U		2	6020A

Original result reported for Mn was incorrect. Laboratory re-analyzed the sample for Mn on 11/2/16

Client Sample ID: BLG-SLAG5-100416 (3) **Lab Sample ID: 240-70382-6**
Date Collected: 10/04/16 08:40 **Matrix: Solid**
Date Received: 10/05/16 09:15 **Percent Solids: 94.5**

Method: 6010C - Metals (ICP) (Continued)

Analyte	Result	Qualifier	RL	MDL	Unit	D	Prepared	Analyzed	Dil Fac
Chromium	23	B	0.83	0.062	mg/Kg	☼	10/06/16 12:18	10/07/16 12:28	1
Copper	12		2.1	0.19	mg/Kg	☼	10/06/16 12:18	10/07/16 12:28	1
Iron	6200		17	2.7	mg/Kg	☼	10/06/16 12:18	10/07/16 12:28	1
Potassium	1500		420	5.2	mg/Kg	☼	10/06/16 12:18	10/07/16 12:28	1
Magnesium	20000	B	420	4.3	mg/Kg	☼	10/06/16 12:18	10/07/16 12:28	1
Manganese	3300	B	6.2	0.35	mg/Kg	☼	10/06/16 12:18	10/10/16 19:01	5
Sodium	880		420	16	mg/Kg	☼	10/06/16 12:18	10/07/16 12:28	1
Nickel	4.8		3.3	0.067	mg/Kg	☼	10/06/16 12:18	10/07/16 12:28	1
Antimony	0.40	U	1.7	0.40	mg/Kg	☼	10/06/16 12:18	10/07/16 12:28	1
Vanadium	65		0.83	0.17	mg/Kg	☼	10/06/16 12:18	10/07/16 12:28	1
Zinc	65		4.2	0.47	mg/Kg	☼	10/06/16 12:18	10/07/16 12:28	1
Arsenic	1.7	U	6.2	1.7	mg/Kg	☼	10/06/16 12:18	10/10/16 19:01	5
Lead	9.2		0.83	0.17	mg/Kg	☼	10/06/16 12:18	10/07/16 12:28	1
Selenium	1.4	U	8.3	1.4	mg/Kg	☼	10/06/16 12:18	10/10/16 19:01	5
Thallium	0.54	U	8.3	0.54	mg/Kg	☼	10/06/16 12:18	10/10/16 19:01	5

Method: 6020A - Metals (ICP/MS)

Analyte	Result	Qualifier	RL	MDL	Unit	D	Prepared	Analyzed	Dil Fac
Silver	0.072	J	0.17	0.0012	mg/Kg	☼	10/06/16 12:18	10/14/16 21:36	2
Aluminum	15000	B	8.3	0.52	mg/Kg	☼	10/06/16 12:18	10/14/16 21:36	2
Arsenic	1.3		0.83	0.022	mg/Kg	☼	10/06/16 12:18	10/14/16 21:36	2
Barium	330		0.83	0.18	mg/Kg	☼	10/06/16 12:18	10/14/16 21:36	2
Beryllium	1.9		0.17	0.0092	mg/Kg	☼	10/06/16 12:18	10/14/16 21:36	2
Calcium	79000	B	170	18	mg/Kg	☼	10/06/16 12:18	10/14/16 21:36	2
Cadmium	1.8	B	0.17	0.0031	mg/Kg	☼	10/06/16 12:18	10/14/16 21:36	2
Cobalt	2.1	B	0.17	0.0014	mg/Kg	☼	10/06/16 12:18	10/14/16 21:36	2
Chromium	27	B	0.33	0.050	mg/Kg	☼	10/06/16 12:18	10/14/16 21:36	2
Copper	12	B	0.33	0.081	mg/Kg	☼	10/06/16 12:18	10/14/16 21:36	2
Iron	7300	B	17	2.7	mg/Kg	☼	10/06/16 12:18	10/14/16 21:36	2
Potassium	1700	B	170	4.1	mg/Kg	☼	10/06/16 12:18	10/14/16 21:36	2
Magnesium	22000	B	170	3.3	mg/Kg	☼	10/06/16 12:18	10/14/16 21:36	2
Manganese	3700	B	4.2	0.50	mg/Kg	☼	10/06/16 12:18	11/02/16 14:06	10
Sodium	980	B	170	7.2	mg/Kg	☼	10/06/16 12:18	10/14/16 21:36	2
Nickel	3.5	B	0.33	0.032	mg/Kg	☼	10/06/16 12:18	10/14/16 21:36	2
Lead	12	B	0.17	0.037	mg/Kg	☼	10/06/16 12:18	10/14/16 21:36	2
Selenium	2.0	B	0.83	0.033	mg/Kg	☼	10/06/16 12:18	10/14/16 21:36	2
Vanadium	81		0.83	0.031	mg/Kg	☼	10/06/16 12:18	10/14/16 21:36	2
Zinc	57	B	3.3	0.42	mg/Kg	☼	10/06/16 12:18	10/14/16 21:36	2
Antimony	0.72	B	0.33	0.012	mg/Kg	☼	10/06/16 12:18	10/14/16 21:36	2
Thallium	0.016	U	0.33	0.016	mg/Kg	☼	10/06/16 12:18	10/14/16 21:36	2

General Chemistry

Analyte	Result	Qualifier	RL	MDL	Unit	D	Prepared	Analyzed	Dil Fac
Percent Solids	94.5		0.1	0.1	%			10/05/16 15:27	1
Percent Moisture	5.5		0.1	0.1	%			10/05/16 15:27	1

APPENDIX D—THALLIUM TECHNICAL ANALYTICAL ARTICLES

United States
Environmental Protection
Agency

Office of Solid Waste and
Emergency Response
(5102G)

EPA 542-R-01-015
October 2001
www.epa.gov
www.clu-in.org

EPA Current Perspectives in Site Remediation and Monitoring

THE RELATIONSHIP BETWEEN SW-846, PBMS, AND INNOVATIVE ANALYTICAL TECHNOLOGIES

D. M. Crumbling[1] and Barry Lesnik[2]

Introduction

This summary explains EPA's position regarding testing methods used within waste programs, documentation of EPA's position, the reasoning behind EPA's position, and the relationship between analytical method regulatory flexibility and the use of on-site measurements (also termed "field analytical methods") to improve the cost-effectiveness of contaminated site cleanups.

Although the flow of site cleanup work can be accelerated and site cleanup can be more economical when on-site analytical methods are used, the adoption of field methods has been hindered by misunderstandings about regulatory requirements for data quality and a traditional reliance on fixed laboratory methods to provide nearly all of the data upon which site decisions are based. Contrary to widespread opinion [see Reference 1, Note 4], EPA policy does NOT "approve" (in a restrictive sense) which specific analytical methods may be used to generate most of the analytical chemistry data used within the "waste programs" (such as the RCRA, Superfund, or other contaminated site cleanup programs). However, to support the analytical needs of the RCRA program (and by extension, other waste/contaminated site management programs), EPA has created and maintains a methods compendium, entitled *Test Methods for Evaluating Solid Waste, Physical/Chemical Methods* (also known as "SW-846"). [EPA's SW-846 Manual and supporting information are available on-line at: http://www.epa.gov/SW-846/sw846.htm.] SW-846 is currently in its Third Edition, and Draft Update IVB has just been issued [see Reference 9].

SW-846 is a guidance document meant to assist analytical chemists and other users by suggesting sampling and analytical procedures that have undergone thorough evaluation to identify the strengths and weaknesses of the methods, and the expected analytical performance for the range of sample types evaluated [see Reference 1, Notes 1 and 3]. It is EPA's position that for the majority of methods in SW-846 (which are not method-defined parameters, as discussed further below):

- SW-846 is NOT the ONLY source of methods that can be used.
- Methods in SW-846 do NOT need to be implemented exactly as written in SW-846.
- Performance data presented in SW-846 methods should NOT be used as regulatory default or absolute "QC requirements" [see Reference 2, page TWO-1 and -2].

[1] EPA, Technology Innovation Office
[2] EPA, Office of Solid Waste, Economics, Methods, and Risk Analysis Division

Causes of Confusion about "EPA-Approved Methods"

Policies in other programs

One source of confusion about requirements for "EPA-approved methods" within the waste programs stems from the fact that EPA's Water programs have regulatory requirements for "EPA-approved reference methods" which are specifically written into their regulations. If these reference methods are followed exactly, by definition in these programs, the data generated using these reference methods are automatically considered to be appropriate for regulatory compliance. These methods are mandatory and prescriptive. Because so many U.S. commercial laboratories are set up to comply with Water program requirements, and since discussions about "EPA methods" are rarely explicit about the specific regulatory program under discussion, many people assume that the same policy of prescriptive methods applies to all EPA programs. However, EPA's Office of Solid Waste and Emergency Response (OSWER) which includes the programs responsible for cleaning up contaminated sites operates under a very different analytical paradigm than the Water programs. There are a number of reasons for this. The most important reason is that the variety of matrices encountered in the waste management and cleanup programs, and the variety of decisions involving those matrices, are much too diverse to expect prescriptive, one-size-fits-all sampling and analytical methods to produce scientifically defensible data across this entire range of variables [see Reference 2, PREFACE-1].

Therefore, there are no "reference methods" (as defined by EPA's Water program) included in SW-846. Within the waste programs, all SW-846 methods or other appropriate methods must be demonstrated by the analyst to generate scientifically reliable data (i.e., data of known quality) for the analytes of concern, in the matrices of concern, at the concentrations of concern, within the context of the intended application. EPA policy in the waste programs is that analyses are required to "get the right answer" as demonstrated by quality assurance mechanisms. If an accepted method cannot "get the right answer" due to analytical difficulties with the matrix, etc., selection of a different method, or modification of a method is required. Having run a method "as written" is no excuse for reporting faulty data. These issues will be discussed in additional detail below.

The CLP in the Superfund program

Another cause for confusion is that the Superfund program maintains the Contract Laboratory Program (CLP), which has had a history of highly prescribed methodologies, reporting limits, and QA/QC criteria. The reason for the prescriptiveness of the CLP results however, not from regulatory requirements, but from *contract* requirements. The Contract Laboratory Program is maintained by the Superfund program as a service to provide Regional offices with ready access to contract laboratory services. The CLP strives for consistency in data reporting formats and expected analytical data quality [see information on http://www.epa.gov/superfund/programs/clp/aboutsrv.htm], since CLP results are often relied upon for enforcement and other sensitive situations. This is done by having laboratories that participate in this program agree to the exact terms of the contract in order to win a place on the list of available CLP labs. Although many of the terms of past contract mechanisms were planned with the expectation that compliance with those terms would ensure consistency in analytical quality, the realities of waste sample types and difficult analytes have the potential to generate inaccurate or non-informative data if needed method modifications, such as changing extraction procedures or adding cleanup steps, were not permitted according to the terms of the contract. Fortunately, this situation has changed substantially in recent years as the CLP explores new ways to permit the analytical flexibility needed to ensure data quality on a sample-by-sample basis, while still accommodating the requirements of a government contract mechanism (for additional information, see www.epa.gov/superfund/programs/clp/methflex.htm).

It should also be noted that use of CLP services by EPA Regions is not required, but is one option open to site managers to simplify their workloads. Obviously then, compliance with CLP contract requirements is not incumbent upon entities not governed by those EPA contracts. Nonetheless, because of the discomfort of most environmental managers with selecting or evaluating analytical chemistry methods, any mechanism that seems to offer the ability to simply "check a box" when choosing laboratory services and abdicate responsibility for ensuring data quality to someone else (i.e., the "government") possesses an irresistible attraction. This has led many labs to market themselves to the private sector as CLP labs or equivalent in order to ride on the coat tails of the CLP mystique, has fueled the misconception that prescriptiveness in analytical methodologies can ensure consistently accurate data, and has furthered

a misconception that CLP laboratories are certified or accredited by EPA (which they are not). On the other hand, where this has tended to promote consistency in reporting formats and enforcement expectations, there has no doubt been benefit.

Interpretation of the term "approved method"

Another reason for confusion has to do with the use of the word "approved," and understanding what that means. SW-846 methods are said to be "approved" for use under the RCRA regulatory program to "comply with the requirements of subtitle C of the Resource Conservation and Recovery Act (RCRA)" [see Reference 1, page 3089 and Reference 2, PREFACE-1]. To support application to RCRA programs, "SW-846 analytical methods are written [in their most rigorous form] as quantitative trace [<1000 ppm] analytical methods to demonstrate that a waste does not contain analytes of concern that cause it to be managed as a hazardous waste" [see Reference 2, page TWO-1 and section 2.1.1]. This form of "EPA-approval," however, not the same as that granted for methods in the Water programs, where methods must be used and followed as written. Approved methods for the RCRA program (i.e. SW-846 methods) are methods that have been validated for, and should be able to be used for, most RCRA applications, but they are not *required* to be used (except for the method-defined parameters–discussed below).

The application of "EPA-approved" methods is thus neither exclusive or restrictive [see Reference 2, Disclaimer-1 page]. SW-846 generally offers several alternative methods for the same class of analytes, any of which might be selected to measure target analytes in the context of a particular project or permit. Methods that are not in SW-846 may also be selected. No matter whether a waste generator uses an SW-846 method or alternative method, the user must still demonstrate that the method is applicable for its intended purpose. [see Reference 1, Note 2]. If a method not published in SW-846 is proposed, and there is also little or no performance data published in any peer-reviewed forum, then the amount of analytical documentation that will need to be submitted to the regulatory body for scientific evaluation will be greater than when an established method is used. But the regulatory body should not reject any scientifically valid method that is proposed by a regulated entity *simply* because it does not appear on the "SW-846 list." As long as a method can be demonstrated to achieve the needed sensitivity and accuracy for the target analytes in the matrix in question, then that method should be considered as a viable analytical option.

On the other hand, simply because a method from SW-846 is selected does NOT mean that it can be assumed that implementing the method as written will automatically produce reliable data for a particular application. Especially when unusual or complex matrices are involved, SW-846 methods must still undergo a "demonstration of applicability" to establish adequate analytical performance in the context of that application [see Reference 2, Section 2.1]. Modification of generalized methods is often required to improve method performance for certain target analytes in certain matrices. It should also be noted that SW-846 methods are NOT equivalent to Standard Operating Procedures (SOPs), and cannot be substituted for project-specific or laboratory-specific SOPs [see Reference 2, PREFACE-1].

Failure to distinguish the impact of sampling considerations

One-size-fits-all approaches assign accountability based on whether a certain procedure was followed, not on whether work was performed correctly and accurately. While comforting in the short-run because of their simplicity, one-size-fits-all approaches are truly useful only as stop gap measures until more reliable information or understanding becomes available. Reliance on them after that becomes counter-productive, error-prone, and wasteful in the long-run as evidence of decision errors (due to faulty underlying assumptions) accumulate. The expectation that simply regulating how analytical methods are used can guarantee sufficient data quality is seductive to regulators and practitioners alike because it avoids the much more difficult issues of project planning, sample representativeness, and the integration of professional/technical competence and scientific advancement into all levels of project implementation [see Reference 2, PREFACE-1]. It is also convenient to think that if project decisions are later shown to be "wrong," the blame can be assigned to the laboratory for generating the "wrong" results.

But the unavoidable truth is that even *if* the most highly accurate laboratory methods were used on each individual sample, the data will be meaningless or misleading if the sample collection procedures (procedures implemented by field personnel over which laboratories have no control) do not ensure the *representativeness of the samples in the context of the project decisions.* In other words, does the sample selection process ensure that data from those samples will represent the parameter of interest? A sampling design

that is supposed to determine whether spills or leaks could have occurred at a site will be very different from a sampling design that is supposed to determine the average concentration of contaminants across some risk-based exposure unit. Sampling design must consider where specimens are collected, when samples are collected, and how samples are collected. "Where" is frequently determined by statistically-based sample designs when quantitative estimates of decision certainty are desired. "When" may also be governed by statistical considerations, as well as by seasonal effects or other time-sensitive factors. "How" involves a consideration of representative "sample support" (the dimensions and orientation of specimens as they are extracted from the parent material being tested), and the selection of the sampling tools that will be used to extract the specimen (spatulas, soil corers, drum samplers, etc.). [See EPA guidances for statistics and sampling design available on http://cluin.org/chartext_edu.htm#stats. A more thorough discussion of the issue of representativeness in regard to environmental data can be found in EPA QA/G-5, Appendix H. See Reference 8.]

Failure to distinguish between determinative and sample preparative methods

Non-chemists also show a strong tendency to focus solely on *determinative* analytical methods (the instrumentation used to actually generate the analytical result) to the exclusion of other very important aspects of sample analysis, such as sample preservation, subsampling in the laboratory, sample preparative, extraction, or digestion methods, and extract cleanup methods. Yet, as with representative sample collection, appropriate sample preparative methods can mean the difference between data that are effective for defensible decision-making and data that are completely unreliable, irrespective of how much quality control is imposed on the determinative method. Sadly, a great deal of time and money is spent to micromanage laboratory determinative methodologies, while these other factors are completely ignored. Huge gains in the reliability of analytical results could be attained by refocusing resources to ensure the representativeness of sample collection, and by supporting the "mixing and matching" of sample preparative, cleanup, and determinative methods for the purpose of generating the appropriate data needed to address specific project decisions [see Reference 2, PREFACE-1, and Reference 3, page 3].

Prescriptive SW-846 methods for method-defined parameters

Yet another reason for confusion is that there are a few specific requirements in regulations to use SW-846 methods exactly as written. EPA regulations state [see Reference 1, Note 2] that "Several of the hazardous waste regulations under Subtitle C of RCRA require that specific testing methods in SW-846 be employed for certain applications." These requirements relate to testing used to determine a specific kind of property that is termed a "method-defined parameter." The regulation goes on to say that "**Any reliable method may be used** to meet **other** requirements in 40 CFR parts 260 through 270" [emphasis added].

"Method-defined parameters" are characteristics or properties of waste materials that are defined by the outcome of a particular testing procedure. The test must be performed exactly as written because the way the method is performed determines the results, and interpretation of the results has been standardized based on implementing the testing procedure in the same way every time. Where RCRA regulations are involved, a method-defined parameter is a method that defines the related regulation, and so it must be followed exactly as written. Examples of these method-defined parameters are the Toxicity Characteristic Leaching Procedure (TCLP, SW-846 Method 1311), and tests to determine the free liquid component of a waste (SW-846 Method 9095) or the corrosivity of a waste material (SW-846 Method 1110). If the method is not performed in the exact manner as written (for example, if the TCLP is performed with a different leaching solution or for a different time period), the result for the measured parameter cannot be used to interpret compliance with the corresponding regulation [see Reference 2, page TWO-1; and Reference 3, page 4].

There are only a few method-defined parameter methods in SW-846. The vast majority of SW-846 methods (and much, if not all, of the testing done during hazardous waste site characterization) are not method-defined parameters. That means the analytical method is measuring a parameter that is real physical matter, such as the total amount of arsenic (As) in a kilogram of soil. The amount of total arsenic is an independent, verifiable quantity that is at theoretically and conceptually possible to measure exactly, even if that measurement is a technological challenge. Such methods are proper candidates for method modifications or for selection of alternative methods that permit improvement of analytical performance for specific sample types, or to

improve the cost-effectiveness of environmental monitoring programs while still ensuring that the "correct" regulatory decisions are being made. The goal of the RCRA methods program is not to arbitrarily require specific procedures (which is a command-and-control mechanism), but to allow members of the environmental community freedom to achieve their regulatory objectives in ways that make both scientific and economic sense within their particular context. This is called a performance-based, or results-oriented, approach.

The development of regulation-defined testing procedures should be considered carefully. Where there are regulatory requirements for certain testing procedures to be implemented as written in the regulation, the responsibility for the accuracy or realism of the results is assumed by the regulating entity. For example, the purpose of the TCLP is to estimate the likelihood that waste deposited in a landfill will leach toxic constituents into groundwater. If the TCLP test predicts that no leaching will occur, and the waste is placed in a landfill, but then leaching does occur in the real world, the blame for faulty real-world predictability does not lie with the regulated entity, but with the regulator/regulation for requiring a test that does not always yield reliable results. Yet developing a prescriptive test that will be reliable across multiple impacting variables is extremely difficult, if not impossible.

Writing regulations that require prescriptive methods for actual physical quantities (such as the amount of benzene in a liter of groundwater) turns these measurements into method-defined parameters from a regulatory perspective, and ceases to recognize benzene concentrations as real molecules whose accurate quantification is continually improved with experience and technology advancement. If a regulating entity relies on prescriptive methods, it is then under continual pressure to update its regulations to keep pace with improvements in analytical chemistry technology. This has proven to be an impossible task. A more technologically, economically, and scientifically feasible approach is the Performance-Based Measurement System approach (discussed below).

Performance-Based Measurement Systems (PBMS)

Why a performance-based approach to analytical methods is advantageous

As discussed above, prescriptive regulation of analytical methods is not wise for several reasons:

1. Eliminating analytical flexibility forces some testing to be done inappropriately because site- or sample-specific issues (such as matrix complexities, recovery issues, or interferences) cannot be addressed to ensure accurate analytical results.

2. For some site decisions, rigorous quantitative data may not be needed–only a semi-quantitative or "go or no-go" result is required to make the correct decision. It is wasteful to pay for high levels of analytical data quality that are not relevant to project needs; yet regulatory programs that prescribe specific methods seldom permit a graded approach to selecting methods or so that analytical performance can be tailored to match specific project needs. However, it is well established that as long as adequate planning and QA/QC protocols ensure that the data quality will be *known* and *appropriate to the intended data use*, it is frequently possible to use less expensive analytical methods for some or all of the data collection efforts, while achieving a *higher level of overall decision certainty* if a more representative number of samples can be tested [see Reference 7].

3. Regulatory analytical rigidity damages the ability of the environmental laboratory community to grow in expertise and advance technologically. Prescriptive methods prohibit the use of professional analytical chemistry skills that could otherwise select the most appropriate methods or modify and troubleshoot methods to ensure that the "right answer" is obtained. Discussions with experienced environmental chemists and skilled laboratory auditors reveal a common consensus that years of prescriptive methods has atrophied the competence of U.S. commercial environmental laboratories, and is a contributing factor to laboratory fraud. These observers have seen highly trained and experienced professional chemists replaced by technicians who mindlessly operate equipment while lacking the technical understanding and critical thinking abilities needed to guarantee the analytical quality needed to support environmental decisions (see WTQA references regarding laboratory and data quality issues).

4. In addition, prescriptive requirements inhibit the development of new and better analytical methods for the environmental laboratory because of the great time lag between the introduction of an innovative, improved technology and the regulatory acceptance that would allow it to be freely used in the marketplace. While analytical science is making great strides in other industries, application of improved, cost-effective analytical technologies in the environmental arena lags

behind. Statements from instrument makers and vendors reveal their reluctance to develop and market new equipment for environmental applications because a near-term return on their investment appears unlikely no matter how much promise the technology may offer in lower analytical costs or improved analytical quality.

PBMS within EPA's waste programs

Although the Methods Team responsible for maintaining SW-846 has worked under a performance-based approach since the inception of SW-846, this fact is seldom recognized. Despite the many efforts of the Methods Team to counteract disturbing trends toward analytical micromanagment, SW-846 has been misapplied in a prescriptive manner in the implementation of many federal and state programs [see Reference 3, page 2]. In another attempt to combat analytical prescriptiveness, EPA has formally adopted an agency-wide policy called the Performance-Based Measurement System (PBMS) approach, as announced in an October 6, 1997 Federal Register Notice [see Reference 4]. Although the policy addresses all agency programs, this discussion will only involve the application of PBMS to RCRA-related programs (and by extension, to all programs relying on SW-846 methods), as announced in a May 8, 1998 Federal Register Notice [see Reference 5].

As discussed in Section II.A, page 25431 of the May 8, 1998 Federal Register Notice, a PBMS approach "conveys 'what' needs to be accomplished, but not prescriptively 'how' to do it... [T]he regulating entity will specify questions to be answered by the monitoring process, the decisions to be supported by the data, the level of uncertainty acceptable for making the decisions, and the documentation to be generated to support the PBMS approach...Data producers will demonstrate that a proposed sampling and analytical approach meets the monitoring criteria specified in the Quality Assurance Project Plans or Sampling and Analysis Plans for the individual projects or applications."

This means that any analytical method may be used to generate data (whether or not it is currently published in SW-846) as long as it can be demonstrated to:

- measure the constituent of concern,
- in the matrix of concern,
- at the concentration level of concern,
- at the degree of accuracy as identified as necessary to address the site-decision.

This also means that sampling considerations (the number and placement of specimen collections) interact with the analytical consideration and the decisions to be made in an integrated fashion to generate a specified level of overall certainty in a decision. For example, contrast two scenarios wherein a given waste stream contains constituents subject to regulatory monitoring to ensure to some specified degree of statistical certainty that the true constituent concentration is indeed less than a given regulatory threshold. In Scenario 1, the regulated analytes tend to occur at levels very *close* to the regulatory threshold. Statistical calculations determine that a certain number of samples and a certain level of analytical method accuracy (i.e., precision and bias) will be required to establish regulatory compliance. In contrast, for Scenario 2, the same regulated analytes in the same waste stream tend to occur at concentrations *significantly less* than the regulatory threshold, but all other conditions (such as the desired degree of statistical confidence) are the same. For Scenario 2, demonstrating that regulatory compliance is achieved would require *fewer* samples and *less* stringent analytical accuracy than those required in Scenario 1.

For this reason, regulations should serve only to set a bar for overall statistical certainty in environmental decisions, but should not attempt to prescribe sample numbers or to limit analytical technologies. When regulated entities are given clearly defined (and consistently enforced) compliance goals and the freedom to customize their processes and monitoring programs to match their particular circumstances, industry quickly discovers the most cost-effective means to achieve the goals of environmental regulation, including the creation of innovative technologies. Flexibility can also encourage regulated entities to *exceed* the environmental protection goals desired by regulatory requirements, if the cost of lowering the absolute concentration of discharged regulated analytes in the waste stream can be offset by savings in the monitoring costs (as exemplified in Scenario 2). If appropriate technical expertise is incorporated by the regulatory body, it is not difficult to develop oversight programs that discourage "cheating" while permitting this kind of flexibility.

When sampling and analytical considerations are allowed to be co-variables in an equation whose output is the overall confidence (statistical certainty) desired in a regulatory decision, a much more *cost-effective and protective* monitoring program can be developed than is possible under programs built on a foundation of prescriptive, one-size-fits-all assumptions.

A PBMS is consistent with Agency-wide EPA policies

regarding quality management and the implementation of quality systems. EPA quality policies do not require that specific procedures or analytical technologies be required or designated. Rather, EPA's Agency-wide Quality Manual requires the use of "a systematic planning process based on the scientific method [and based on] a common-sense graded approach to ensure that the level of detail in planning is commensurate with the importance and intended use of the work and the available resources" [see section 3.3.8 of Reference 10]. Quality policies require that whatever methods are used, they must be adequately documented in order to demonstrate that the data quality will be known and be adequate to defensibly support achievement of the stated project objectives [see sections 5.3.1 and 5.3.3 of Reference 10].

Implications of PBMS for contaminated site cleanup

Integration of new analytical technologies for characterization and monitoring, and new remediation technologies for cleaning up sites, offer "smarter solutions" for managing the environmental issues related to hazardous waste. When hazardous waste practice clings tenaciously to the familiar habits developed during its infancy, everyone loses.

Performance-based approaches are the foundation of the paradigm shift away from command-and-control regulatory structures (which are very expensive and unsatisfactory in other ways) toward more results-driven, economical, market-based approaches to environmental protection. Adopting a PBMS policy is a first step toward accepting newly available analytical tools and the work strategies they support so that management of contaminated sites can be made more affordable and more defensible. The **triad approach to site cleanup** (i.e., the integration of systematic planning, dynamic work plans, and on-site analysis) is based on PBMS principles. It has consistently demonstrated savings up to 50% over the life of a project when compared to the costs of more traditional cleanups, *while maintaining or improving confidence in protective site decisions*. The dynamic work plan approach using on-site (i.e., field) analytical methods has been described in the informative video entitled, "Field Analytics: The Key to Cost Effective Site Cleanup" [Reference 6]. More information about the triad approach and its implications for the management of hazardous waste sites can be found in Reference 7.

References

Reference 1: Federal Register, Vol. 60, No. 9, Friday, January 13, 1995, Rules and Regulations, pages 3089-3095. Item is retrievable at http://www.access.gpo.gov/su_docs/aces/aces140.html. Search using the following entries: 1995 Federal Register; Final Rules and Regulations; On 01/13/1995; Search Term = "Hazardous Waste Management System"

Reference 2: Pages from the body of SW-846. These pages can be viewed or downloaded from the following websites:
page "DISCLAIMER-1" from http://www.epa.gov/SW-846/disclaim.pdf
pages "TWO-1 and TWO-2" from http://www.epa.gov/SW-846/chap2.pdf
pages PREFACE-1 and PREFACE-2 from http://www.epa.gov/SW-846/preface.pdf

Reference 3: Article entitled "An Update of the Current Status of the RCRA Methods Development Program," available from http://www.epa.gov/SW-846/rcra.pdf

Reference 4: Federal Register, Vol. 62, No. 193, Monday, October 6, 1997, Notices, pages 52098-52100. Item is retrievable at http://www.access.gpo.gov/su_docs/aces/aces140.html. Search using the following entries: 1997 Federal Register; Notices; On 10/06/1997; Search Term = "Performance Based Measurement System"

Reference 5: Federal Register, Vol. 63, No. 89, Friday, May 8, 1998, Notices, pages 25430-25438. Item is retrievable at http://www.access.gpo.gov/su_docs/aces/aces140.html. Search using the following entries: 1998 Federal Register; Proposed Rules; On 05/08/1998; Search Term = "RCRA-Related Methods"

Reference 6: Tufts University video, *Field Analytics: The Key to Cost Effective Site Cleanup*. 18 minutes in length. The video is available for viewing or ordering through the following website: http://cluin.org/video/Hanscom.htm

Reference 7: Access the issue paper, *Current Perspectives in Site Remediation and Monitoring: Using the Triad Approach to Improve the Cost-Effectiveness of Hazardous Waste Cleanups* (EPA 542-R-01-016) from http://cluin.org/tiopersp/

Reference 8: Access the document, *EPA Guidance for Quality Assurance Project Plans (EPA QA/G-5),* at http://www.epa.gov/quality/qs-docs/g5-final.pdf

Reference 9: Federal Register, Vol. 65, No. 228, Monday, November 27, 2000, Proposed Rules, pages 70679-70681. Item is retrievable at http://www.access.gpo.gov/su_docs/aces/aces140.html. Search using the following entries: 2000 Federal Register; "Proposed Rules"; On 11/27/2000; Search Term = "IVB"

Reference 10: Access *EPA Quality Manual for Environmental Programs* (5360 A1), at http://www.epa.gov/quality1/qs-docs/5360.pdf

Additional information regarding laboratory and data quality issues can be found in the following Waste Testing and Quality Assurance Symposium papers, available at http://cluin.org/products/dataquality

Selected papers from WTQA '97 - *13th Annual Waste Testing and Quality Assurance Symposium Proceedings*:

- "Options in Data Validation: Principle for Checking Analytical Data Quality" by Shawna Kennedy (pp. 169-172)
- "Laboratory Analyst Training in the 1990's and Beyond" by Roy-Keith Smith (pp. 172-182)
- "Investigation versus Remediation: Perception and Reality" by Emma P. Popek (pp. 183-188)
- "Performance-Based Evaluation of Laboratory Quality Systems: An Objective Tool to Identify QA Program Elements that Actually Impact Data Quality" by Sevda K. Aleckson and Garabet H. Kassakhian (pp. 195-199)
- "The Method Detection Limit: Fact or Fantasy?" by Richard Burrows (pp. 200-203)

Selected papers from WTQA '98 - *14th Annual Waste Testing and Quality Assurance Symposium Proceedings*:

- "Techniques for Improving the Accuracy of Calibration in the Environmental Laboratory" by Dennis A. Edgerley (pp. 181-187)
- "Interpretation of Ground Water Chemical Quality Data" by G. M. Zemansky (pp. 192-201)

Selected papers from WTQA '99 - *15th Annual Waste Testing and Quality Assurance Symposium Proceedings*:

- "Lessons Learned from Performance Evaluation Studies" by Ruth L. Forman (pp. 38-46)
- "Questionable Practices in the Organic Laboratory: Part II" by Joseph Solsky (pp. 121-125)
- "The Role of a Compliance Program and Data Quality Review Procedure under PBMS" by Ann Rosecrance (pp. 231- 235)

Arsenic and Thallium Data in Environmental Samples: Fact or Fiction?

Susan D. Chapnick

Leonard C. Pitts

Nancy C. Rothman

Matrix effects may increasingly lead to erroneous environmental decisions as regulatory limits or risk-based concentrations of concern for trace metals move lower toward the limits of analytical detection. A U.S. Environmental Protection Agency Office of Technical Standards Alert estimated that environmental data reported using inductively coupled plasma spectrometry (ICP-AES) has a false-positive rate for thallium of 99.9 percent and for arsenic of 25 to 50 percent. Although this does not seem to be widely known in the environmental community, using three case studies, this article presents data in environmental samples that demonstrate severe matrix effects on the accuracy of arsenic and thallium results. Case Study 1 involves soil results with concentrations that approached or exceeded the applicable regulatory soil cleanup objectives of 13 mg/kg for arsenic and 2 mg/kg for thallium. Reanalysis using ICP coupled with a mass spectrometer (ICP-MS) confirmed all thallium results were false positives and all arsenic results were biased high, concluding no action was required for soil remediation. Case Study 2 involves groundwater results for thallium at a Superfund site, where thallium was detected in groundwater up to 21.6 µg/L using ICP-AES. Reanalysis by ICP-MS reported thallium as nondetect below the applicable regulatory level in all samples. ICP-MS is usually a more definitive and accurate method of analysis compared to ICP-AES; however, this is not always the case, as we demonstrate in Case Study 3, using data from groundwater samples at an industrial site. Through a weight-of-evidence approach, it is demonstrated that although method quality control results were acceptable, interferences in some groundwater samples caused biased high results for arsenic using ICP-MS, which were significantly lower when reanalyzed using hydride generation atomic fluorescence spectrometry. Causes of these interference effects and conclusions from the three case studies to obtain accurate metal data for site assessment, risk characterization, and remedy selection are discussed. © *2010 Wiley Periodicals, Inc.*

INTRODUCTION

All analytical methods used to measure trace metal content in environmental samples are subject to interference, or matrix effects, which can result in false-negative, false-positive, or biased (high, low, or uncertain) estimates of an analyte concentration. Quality control (QC) samples analyzed as part of a quality-assurance program or as a requirement of U.S. Environmental Protection Agency analytical methods are commonly used to assess the accuracy and precision of an analytical batch, which consists of the QC samples and up to 20 field samples. However, these batch QC samples do not always accurately assess the

© 2010 Wiley Periodicals, Inc.
View this article online at wileyonlinelibrary.com. DOI: 10.1002/rem.20260

Exhibit 1. Wavelengths and interelement interference corrections (IECs) for ICP-AES analysis of arsenic and thallium

Case Study	Analyte	Matrix	Analyte Wavelength (nm)	Interferent	IEC
One	Arsenic	Soil	188.979	Aluminum	−0.098725
One	Thallium	Soil	190.801	Aluminum	−0.018518
One	Thallium	Soil	190.801	Magnesium	0.1414
Two	Thallium	Groundwater	190.864	None	None

effects of the environmental sample matrix on the accuracy and precision of the results for samples contained within the batch. Acceptable batch QC results may be obtained in spite of the sample analysis suffering from matrix effects. In the case studies presented, the same samples were analyzed by two different techniques with acceptable batch QC results; however, markedly different concentrations were observed for arsenic and thallium by the two methods of analysis.

Under these circumstances, a decision must be made as to the validity of each data set. Disparate data produced for the same environmental sample could lead to an incorrect set of environmental decisions or actions. For example, false-positive results, where the trace metal results are detected but are not really present in the environmental sample, may trigger an unnecessary and expensive abatement. Conversely, false-negative results, where the trace metal results are nondetect but are actually present in the environmental sample, may lead to harmful exposure to contaminated materials that would adversely affect human health or the environment.

Inductively coupled plasma spectrometry (ICP-AES) data may have spectral interferences that can be corrected using appropriate background correction points and interelement interference corrections that are specific for each ICP-AES instrument, element wavelength, and other instrument parameters. Corrections for these interferences for arsenic and thallium used during analysis of the case-study data are presented in Exhibit 1. These interelement interferences are described in detail in US EPA Method 6010B (US EPA, 1997) and further discussed in the Materials and Methods section of this article.

ICP-MS data may also have spectral interferences, called isobaric interferences, on the mass spectrometer. Some of these isobaric interferences can be avoided by choosing an alternate isotope for quantitation and through using correction equations to compensate for the molecular isobaric interference for specific elements. These interferences are described in detail in US EPA Method 6020A (US EPA, 1998) and further discussed in the Materials and Methods section of this article.

In the case studies presented herein, reanalysis of samples by a second technique indicated that arsenic and thallium results from the first analysis technique were false-positive or high-biased data. The original results were questionable due to site historical information and because of known potential matrix effects. The alternative methods either had no known matrix interference or the bias was minor compared to the environmental sample concentration and the method sensitivity was sufficient to make accurate measurements at critical concentrations. Inductively coupled plasma mass

Remediation DOI: 10.1002/rem © 2010 Wiley Periodicals, Inc.

spectrometry (ICP-MS) was used after analysis by ICP-AES in two of the case studies, and hydride generation atomic fluorescence spectroscopy (HGAF) was used after analysis by ICP-MS in the third case study. Though not used in the case studies presented, graphite furnace atomic absorption spectrophotometry may be an acceptable alternative analytical method to confirm ICP-AES or ICP-MS results in some matrices. Ideally, a third ICP analytical method, such as inductively coupled plasma dynamic reaction cell mass spectrometry (ICP-DRC-MS), or ICP-collision cell-MS, could be employed to confirm one of the other analyses; however, these options are not always available due to cost constraints and the limited number of analytical laboratories that have these capabilities.

Matrix effects may increasingly lead to erroneous environmental decisions as concentrations, such as regulatory limits and/or risk-based concentrations of concern, for trace metals move lower toward the limits of analytical detection. A weight-of-evidence approach was used to conclude which trace metal results were most representative of the site concentrations and should be used for remedial decisions for two trace metals commonly analyzed in environmental samples: arsenic and thallium.

MATERIALS AND METHODS

The analytical methods used in these case studies have complex analytical chemistry issues that can impact the accuracy and precision of the laboratory results. This section weighs heavily on analytical chemistry details about specific analytical techniques commonly used in metal analysis for environmental samples and used in the three case studies presented. The details of the potential interferences in these methods are necessary as a basis for the case-study conclusions concerning bias in laboratory results.

A weight-of-evidence approach was used to conclude which trace metal results were most representative of the site concentrations and should be used for remedial decisions for two trace metals commonly analyzed in environmental samples: arsenic and thallium.

Three different measurement techniques were used in the case studies presented: ICP-AES, ICP-MS, and HGAF. ICP-AES and ICP-MS were used to measure both arsenic and thallium in soil and groundwater (aqueous) samples, while HGAF was used to measure arsenic in groundwater samples. ICP-AES analysis of soil samples for arsenic and thallium presented in Case Study 1 was performed using a Perkin Elmer Optima 3300-DV. ICP-AES analysis of groundwater samples for thallium presented in Case Study 2 was performed using a Thermo Jarrell Ash ICAP 61E Trace Analyzer. HGAF analysis of groundwater samples for arsenic presented in Case Study 3 was performed using a P.S. Analytical (PSA) Millennium Atomic Fluorescence Spectrometer. ICP-MS analysis for all three case studies was performed using a Perkin Elmer Elan 6100.

Quality Control Measures and Equations

QC samples were analyzed to evaluate precision and accuracy of the analytical method. For regulatory work, as performed for all three case studies presented here, the batch QC samples included a preparation or method blank (to assess laboratory contamination), a blank spike or laboratory control standard (to assess the accuracy of the batch preparation of the analytical method used), a matrix duplicate (to assess precision in the sample matrix), and a matrix spike and serial dilution (both to assess analytical accuracy in the

© 2010 Wiley Periodicals, Inc.

sample matrix). Three of these QC samples that are performed using an environmental sample matrix are described in greater detail below. Consistent with US EPA method requirements, the batch QC was performed at a minimum frequency of one set of QC samples per 20 environmental samples (5 percent). Results for three of these QC samples, described further below, are used as evidence of acceptable accuracy and precision in the associated environmental results in the batch for the case-study data presented.

The matrix duplicate (MD) was generated by preparing and analyzing separate aliquots of the same sample. Based on US EPA analysis methods (US EPA, 1997, 1998), the MD should agree within 20 percent. Relative percent difference (RPD) was used to evaluate precision between duplicate results using the following equation:

$$\mathrm{RPD} = \frac{\dfrac{|(X_1 - X_2|)}{(X_1 + X_2)}}{2} \times 100$$

X_1= 1st sample result
X_2 = 2nd or duplicate sample result

The matrix spike (MS) was generated by adding a known amount of analyte to a separate aliquot of the sample. After subtraction of the "native" or "background" concentration (concentration in the original unspiked sample analysis), the US EPA accepted percent recovery range is 75 to 125 percent, as set forth in the analytical methods (US EPA, 1997, 1998). Percent recovery was used to evaluate accuracy for MS results using the following equation:

$$\%\,\mathrm{Recovery} = \frac{(X_{\mathrm{ms}} - X_{\mathrm{u}})}{S} \times 100$$

S = spiked concentration of analyte
X_{ms} = spiked sample result
X_u = original or unspiked sample result

The serial dilution (SD) was generated by analyzing a fivefold dilution of the sample and comparing the original (undiluted) and diluted results. Based on the acceptance requirements in the US EPA methods used for analysis (US EPA, 1997, 1998), the SD results should agree within 10 percent after accounting for the dilution factor. Sample results should be minimally 50-fold higher than the detection limit for this to be an appropriate test; otherwise, the diluted results may be too low to accurately measure. SD results were evaluated by calculating the Percent Difference between the results using the following equation:

$$\%\,\mathrm{Difference} = \frac{|(X_{\mathrm{u}} - X_{\mathrm{sd}})|}{X_{\mathrm{u}}} \times 100$$

X_u = original (undiluted) sample result
X_{sd} = fivefold serially diluted sample result

Remediation DOI: 10.1002/rem © 2010 Wiley Periodicals, Inc.

ICP Methods

The ICP has been used effectively in metal analyses for several decades. The plasma is created by passing a stream of argon gas through very-high-energy radio frequency radiation. The argon gas atoms absorb this radiation and ionize at temperatures exceeding 5,000°C. Metals are introduced into the plasma in an aerosol form, which is then ionized for detection and quantification. Solid and liquid samples require a preparation or digestion step prior to introduction into the ICP. In general, this preparation is an acid digestion, which mobilizes metals that are adsorbed onto particle surfaces in the sample matrix and moves them into the liquid (acid) phase. It is this liquid digestate that is passed through a nebulizer to create the aerosol that enters the plasma. US EPA Method 3050B (US EPA, 1996a) was used in Case Study 1 to digest the solid (soil) samples, and US EPA Method 3020A (US EPA, 1992) and Method 3010A (US EPA, 1996b) were used in Case Study 2 and Case Study 3 to digest liquid (groundwater) samples. Samples analyzed for dissolved arsenic, presented in Case Study 3, were membrane-filtered (0.45-μm filter) and acid-preserved with nitric acid prior to analysis by ICP. These dissolved samples were not digested since they are dissolved in the acid solution and, therefore, can be analyzed directly.

ICP-AES measures light emitted at a characteristic wavelength of the metal being analyzed. Electrons excited during ionization emit light when returning back to a lower-energy state. This light emitted is separated by wavelength and converted to an electrical signal that is then quantified. The electrical signal is proportional to the amount of metal in solution. The ICP-AES method used to measure metals in environmental samples by this technique for Case Studies 1 and 2 is US EPA Method 6010B (US EPA, 1997).

The ICP has been used effectively in metal analyses for several decades. The plasma is created by passing a stream of argon gas through very-high-energy radio frequency radiation. The argon gas atoms absorb this radiation and ionize at temperatures exceeding 5,000°C.

ICP-MS is an ICP coupled with a mass spectrometer as the detector. The ICP-MS measures ions produced in the plasma that then strike the MS detector. The numbers of ions that strike the detector are proportional to the amount of metal in solution. Ions produced in the plasma are introduced into an evacuated chamber through a set of interface cones. The ions are focused into a beam with an ion lens and then passed through a quadrupole mass filter. The mass filter allows ions of a chosen mass/charge ratio to be selected and to pass through to strike the detector. The mass filter scans the mass spectrum from lithium (mass/charge = 6) to uranium (mass/charge = 230). The ICP-MS method used to measure metals in environmental samples by this technique in all three case studies is US EPA Method 6020A (US EPA, 1998).

Both of the ICP techniques are subject to physical and spectral interference effects. Physical interferences are due to components in the sample matrix, such as high dissolved solids, that affect the sample introduction system (the nebulizer). High dissolved solids can change the viscosity and surface tension of an acid-digested sample. This can alter nebulization and ionization compared to the calibration standards, resulting in signal suppression. Low matrix spike recoveries may be observed from this type of interference, indicating a low bias affecting the accuracy of the results. Salt buildup on the nebulizer and interface cones can alter the path of the aerosol spray, leading to calibration drift. These effects can be compensated for, to some extent, through the use of internal standards (IS), which are required in the ICP-MS Method 6020A (US EPA, 1998).

Spectral interferences, which are believed to be the cause of the differences in the arsenic and thallium results presented in the three case studies, are discussed in greater detail in the sections that follow for both ICP-AES and ICP-MS methods of analysis.

© 2010 Wiley Periodicals, Inc.

ICP-AES SPECTRAL INTERFERENCES

The US EPA (1997) wrote, "Spectral interferences are caused by background emission from continuous or recombination phenomena, stray light from the line emission of high concentration elements, overlap of a spectral line from another element, or unresolved overlap of molecular band spectra." Many of these interferences are corrected by choosing an appropriate wavelength to monitor, often suggested by a method or instrument manufacturer, and a specific background correction point. To determine the intensity of an emission, the instrument must measure the intensity of a background set point, or baseline, which is then subtracted from the peak of the characteristic emission wavelength selected for the metal. The background set point is selected during method development to represent the baseline that is outside of the influence of the characteristic emission peak being measured for the metal, as well as other background emissions.

Spectral overlap from another element on the emission peak being measured will bias the result high, while spectral overlap from another element on the background correction point will bias the result low.

Spectral overlap from another element on the emission peak being measured will bias the result high, while spectral overlap from another element on the background correction point will bias the result low. Spectral overlap from another element on the peak of the emission wavelength of the metal is corrected with interelement correction factors (IECs). IECs are calculated by looking at the effects of high concentrations of interfering elements on the metal of interest. For example, if analysis of a high-concentration, high-purity standard at 1,000,000 μg/L of an interfering element yields an "apparent" concentration of 1,000 μg/L of the metal of interest ("apparent" because the metal is not really present in the standard solution), then the calculated IEC is 0.001 (the ratio of the interfering element concentration to the "apparent" metal concentration). This IEC is used to correct sample results for the metal of concern only when the interfering element is also present and detected in the sample. More sophisticated approaches can be used if the interference is found to be nonlinear. IECs for all interfering elements are experimentally determined and coded into the instrument method prior to calibration and analysis. During sample analysis, concentrations of all interfering elements must be measured and multiplied by the IEC, then subtracted or added to the concentration of the metal of interest in the sample.

The ability of a spectrometer to distinguish the signal of a metal of concern from an interfering analyte signal is dependent on how the characteristic wavelengths, background points, and IECs are set up for a particular instrument. Additionally, wavelength resolution can vary between instruments, as well as how light is collected from the plasma, referred to as axial or radial viewing. The wavelengths and IECs used for the analyses performed in the three case studies presented are given in Exhibit 1.

Most atomic emission spectrometers are computerized instruments with software programs to control the analysis. IECs are input into the instrument software and corrections are performed automatically during analysis. For regulatory compliance work, the accuracy of IECs is routinely checked through analysis of an interference check standard, but environmental samples can be highly complex. Errors in the estimation of the IEC, measurement of the interferent, and analyte of interest concentrations may propagate to bias results. US EPA Method 6010B states that "inter-element corrections that constitute a major portion of the emission signal may not yield accurate data" (US EPA, 1997).

Remediation DOI: 10.1002/rem © 2010 Wiley Periodicals, Inc.

Exhibit 2. ICP-MS isobaric interferences for arsenic and thallium

Mass/Charge Analyte	Elemental Isobar	Double-Charged Ion	Molecular Ion
$^{205}Tl^{+}$	None	None	None
$^{75}As^{+}$	None	$^{150}Sm^{++}$	$^{40}Ar^{35}Cl^{+}$
		$^{150}Nd^{++}$	$^{40}Ca^{35}Cl^{+}$
		$^{151}Eu^{++}$	
$^{77}ArCl^{+}$	$^{77}Se^{+}$	$^{154}Gd^{++}$	$^{38}A_{r2}{}^{1}H^{+}$
		$^{154}Sm^{++}$	$^{40}Ca^{37}Cl^{+}$
		$^{155}Gd^{++}$	
$^{82}Se^{+}$	^{82}Kr	$^{165}Ho^{++}$	$^{81}Br^{1}H^{+}$
		$^{164}Dy^{++}$	$^{40}A_{r2}{}^{2}H^{+}$
		$^{164}Er^{++}$	$^{80}Br^{2}H^{+}$

ICP-MS SPECTRAL INTERFERENCES

Spectral interferences in mass spectrometry are called isobars. Isobars are ions that have the same mass/charge ratio as the metal of interest but are not the metal and cannot be distinguished by the mass filter. Isobars are of three forms: elemental isobars, molecular ion isobars, and double-charged ions. Potential interferences at each of the masses analyzed for the arsenic and thallium data presented in the case studies are presented in Exhibit 2 (May & Wiedmeyer, 1998; Neubauer & Wolf, 2004; Perkin Elmer, 1999). It is clear from the information in Exhibit 2 that ICP-MS is an excellent technique to determine thallium concentrations in environmental samples due to the lack of spectral interferences. However, interferences can have a significant effect on arsenic analysis by ICP-MS.

Elemental isobars are isotopes of different elements but of the same mass. For example, ^{82}Se has the same atomic mass as ^{82}Kr. Elemental isobars are routinely corrected by the instrument software based on natural isotopic abundances that are constant for most elements (excluding radioactive isotopes). Overlapping isobars are corrected through analysis of another isotope of the element and subtraction based on the fixed ratio. For example, to correct the influence of ^{82}Kr on ^{82}Se, the instrument measures the intensity of ^{83}Kr, multiplies it by the isotopic abundance ratio of $^{82}Kr/^{83}Kr$ (1.007833), and subtracts this from the intensity measured at the mass/charge of 82. The selection of an alternative isotope to correct for overlap on the analyte of interest must be performed with caution because spectral interferences on the alternative isotope will also then affect the analysis of the analyte of interest, as is the case for arsenic.

Double-charged ions are detected by the instrument as apparent isobars at half their actual mass. The mass filter allows ions to reach the detector based on the mass/charge ratio, and, for ions of unit charge, this is the atomic mass. For double-charged ions, the mass is divided by two. For example, $^{150}Nd^{++}$ will be detected by the instrument in the same manner as $^{75}As^{+}$. There are no software corrections for this type of spectral interference, but optimization procedures used to set instrument operating conditions attempt to set double-charge formation to be a low fraction (less than 3 percent) of the single-charged ions present. Double-charge formation effects tend to be small or

© 2010 Wiley Periodicals, Inc.

nonexistent when determining higher mass element concentrations, such as $^{75}As^{+}$and $^{205}Tl^{+}$. Natural abundances of double-charged ions of these Lanthanide elements are low (Ryabchikov et al., 1959), and there is no element of mass 410 to affect the thallium analysis.

Molecular ions, which are stable charged molecules that form in the plasma through a combination of the atoms present, can be problematic for the ICP-MS analysis of arsenic. There are no molecular ions that cause spectral interferences in the analysis of thallium by ICP-MS (Perkin Elmer, 1999). However, there are several spectral interferences for arsenic by ICP-MS that occur in environmental samples. The most common interference for arsenic is argon chloride ($ArCl^{+}$). Argon (atomic mass 40) is present as the ICP plasma gas, while chloride (atomic mass 35 and 37) is commonly found in environmental samples. The mass/charge ratio of $^{40}Ar^{35}Cl^{+}$ is 75, which is the same mass/charge ratio as for arsenic. Arsenic is one of the few elements with only one isotope; therefore, an alternative mass cannot be used.

Correction equations are used in ICP-MS to compensate for spectral interferences. The correction equations remove the contribution of the isobaric interference by correlating the signal from a secondary mass/charge to the signal at the primary mass/charge. For arsenic, the argon chloride interference (at $^{40}Ar^{35}Cl^{+}$) can be removed by subtracting the signal at $^{40}Ar^{37}Cl^{+}$. However, $^{40}Ar^{37}Cl^{+}$at mass/charge 77 is also isobaric with selenium (^{77}Se), which then complicates the correction equation to include ^{82}Se so that the contribution of selenium to mass/charge 77 is subtracted. The correction equation used to compensate for the molecular isobaric interferences for arsenic in the samples analyzed in the three case studies presented is:

$$^{75}As^{+} = {}^{75}As^{+} - 3.127[{}^{77}ArCl^{+} - (0.873 \times {}^{82}Se^{+})]$$

where:
3.127 = the ratio of $^{35}Cl/^{37}Cl$ and
0.873 = the ratio of Se isotopic abundance

There are numerous potential molecular ion interferences when measuring arsenic concentrations in environmental samples, as indicated in Exhibit 2, but some will have greater impact than others. Krypton is an inert gas and is sometimes encountered as a contaminant in the argon gas supply, but it is unlikely to be found in environmental samples. $^{38}Ar_{2}\ ^{1}H^{+}$ is formed from the ^{38}Ar isotope, which is a very-low-abundance isotope and only 0.063 percent of the total natural abundance. $^{40}Ar_{2}\ ^{2}H^{+}$ and $^{80}Br\ ^{2}H+$ are formed from the deuterium isotope of hydrogen and are only 0.015 percent of the total natural abundance (International Union of Pure and Applied Chemistry, 1991).

Argon chloride (ArCl) will be formed from samples high in chloride, such as saline and brackish waters. This isobaric interference effect on the accuracy of arsenic results is more common and can be corrected by using the information in Exhibit 2. The same is true of the calcium chloride (CaCl) isotopes present in samples high in calcium. Isobaric interference effects on arsenic are further complicated in samples that contain bromine, which may produce a falsely high signal at mass 82 due to the formation of bromium hydride ($^{81}Br^{1}H^{+}$). This will influence the arsenic correction equation by effectively increasing the intensity of $^{82}Se^{+}$ measured to correct the elemental isobar at mass 77, as shown in Exhibit 2. The net effect of this interference is a high bias or false positive for arsenic.

Remediation DOI: 10.1002/rem © 2010 Wiley Periodicals, Inc.

Propagation of error, especially when the isobaric interference correction accounts for a proportionally large amount of the signal that is corrected, can increase the variability of the arsenic results. The uncertainty in the arsenic results is more significant at arsenic concentrations near regulatory levels, which are relatively low, and in matrices with high concentrations of chloride.

HGAF Method

Arsenic exists in a number of different inorganic and organic compounds or species in environmental samples. The HGAF method reacts sodium borohydride with reduced arsenic species to produce volatile hydrides that are then purged from solution and measured by the atomic fluorescence spectrometer.

Aqueous samples analyzed by HGAF in Case Study 3 were digested using a concentrated hydrochloric acid/ascorbic acid/potassium iodide solution (PSA, 2004). This solution is then reacted with 0.7 percent sodium tetrahydroborate, which reduces arsenic in solution to arsine gas. Arsine gas was purged from solution and passed through a hydrogen flame that transforms arsine to elemental arsenic. In this form, arsenic will fluoresce when passed through an excitation source generated from a hollow cathode lamp at a wavelength of 193.7 nm. The intensity of the fluorescence is proportional to the amount of arsenic in the sample.

HGAF INTERFERENCES

The uncertainty in the arsenic results is more significant at arsenic concentrations near regulatory levels, which are relatively low, and in matrices with high concentrations of chloride.

High concentrations of transition metals may interfere with this analysis (PSA, 2004). This type of interference causes a low bias in arsenic results and would be indicated by low matrix spike recoveries and serial dilution results that exceed method control limits. A bias could also be caused by insufficient volatilization of the arsenic in the environmental sample. This can occur because not all arsenic species form volatile derivatives after reaction with sodium tetrahydroborate. Inorganic arsenic exists in the +3 and +5 oxidation states. The digestion procedure converts arsenic in the +5 state to the +3 state prior to the reaction with sodium tetrahydroborate. This is a critical conversion, because arsenic in the +5 state will give a significantly lower fluorescence response. Two organo-arsenic compounds, monomethylarsonate (MMA) and dimethylarsinate (DMA), will produce volatile hydrides, but the response factor may differ from that of inorganic arsenic used to calibrate the instrument. This may cause biased high or biased low results depending on the response factor for these compounds when compared to the inorganic standard used for calibration; however, these compounds do form volatile hydrides that would be measured by the HGAF analysis. DMA and MMA have been used as pesticides and herbicides and may be found in environmental water and soil samples at sites with a history of pesticide use (Stoeppler, 1992).

The higher-molecular-weight organo-arsenic compounds, such as arsenobetain and arsenocholine, do not yield volatile hydrides and would therefore require an alternate method of analysis if these arsenic species need to be quantitated. Arsenobetain and arsenocholine are metabolic products (Anderson & Bruland, 1991) and are more commonly the forms of arsenic found in fish and other tissue samples. These forms of arsenic are not expected in environmental water and soil samples.

© 2010 Wiley Periodicals, Inc.

US EPA EVIDENCE OF ICP INTERFERENCES

If the interference corrections or measures described here are not appropriately determined or applied, false-positive and/or false-negative data may be generated for trace metals. Based on US EPA Method 6010B (US EPA, 1997), interelement corrections used in the case studies presented here (see Exhibit 1), and the authors' analytical experience, interelement interferences on ICP-AES for arsenic include aluminum, chromium, and vanadium, and interelement interferences for thallium include aluminum, magnesium, and iron. These interfering elements for both arsenic and thallium are commonly found in environmental groundwater and soil samples.

If the interference corrections or measures described here are not appropriately determined or applied, false-positive and/or false-negative data may be generated for trace metals.

Further evidence of interelement interferences causing false positives or biased high results for arsenic and thallium on ICP-AES is discussed in a US EPA Office of Technical Standards (OTS) Alert, distributed in 2001 (US EPA, 2001a). This OTS Alert initially discusses false-positive results for arsenic, lead, and thallium in drinking-water samples but goes on to include a presentation by US EPA Region 4, given in May 2001, concerning interference problems using ICP-AES in other matrices for low-level analyses. This presentation (US EPA, 2001b) discusses contract laboratory program (CLP) data submitted to different US EPA regions where thallium results exceeded action levels using ICP-AES analysis, which were confirmed to be false positives upon reanalysis by graphite furnace atomic absorption spectrophotometry (GFAA) or ICP-MS. Similar data are presented for arsenic. Evidence of interference caused by elements that may not be on standard analyte lists (e.g., titanium causing a positive interference for thallium and lanthanum, causing a positive interference for arsenic) is also given. In conclusion, this US EPA presentation estimated the false-positive rate of arsenic at 25 to 50 percent and thallium at 99.9 percent of all results reported by ICP-AES (water and soil/sediment matrices).

The following case studies demonstrate three different sites where matrix interferences severely affected the accuracy of the arsenic and thallium results, even when US EPA method QC results were acceptable.

CASE STUDY 1

The soils surrounding the Metropolitan Avenue School in Forest Hills, New York, were sampled in March 2008 and analyzed for a variety of chemicals, including trace metals to assess potential contamination as compared to applicable regulatory standards. Nineteen of these soil samples analyzed by ICP-AES using US EPA Method 6010B (US EPA, 1997) showed detected concentrations of arsenic and thallium that approached or exceeded the applicable regulatory standards of 13 mg/kg for arsenic, based on the New York Department of Environmental Conservation (NYSDEC), 6 NYCRR Part 375-6.8(a), Unrestricted Use Soil Cleanup Objectives (NYSDEC, 2006), and 2 mg/kg for thallium, based on the New Jersey Residential Direct Contact Soil Cleanup Criteria (New Jersey Department of Environmental Protection, 1999). The analytical laboratory reported detected concentrations of arsenic and thallium for these 19 soil samples at levels greater than the sample-specific reporting limits (RLs), with arsenic ranging from 12.6 to 34 mg/kg and thallium ranging from 3.06 to 6.56 mg/kg.

Remediation DOI: 10.1002/rem © 2010 Wiley Periodicals, Inc.

Exhibit 3. Case Study 1: Sensitivity of ICP-AES and ICP-MS results in site soil TP-7 (1′–4′)

Analyte	ICP-AES Sample Reporting Limit (mg/kg Dry Weight)	ICP-MS Sample Reporting Limit (mg/kg Dry Weight)
Arsenic	5.35	0.0358
Thallium	2.14	0.0143

Case Study 1: Metropolitan Avenue School, Forest Hills, NY.

As arsenic and thallium detections of these magnitudes were not expected based on the site history of the school and surrounding area, false positives or high bias were suspected to have adversely affected the accuracy of these results. As previously described, interelement interferences of other analytes in the soil could cause a high-biased or a false-positive result for thallium on ICP-AES. In addition, arsenic results can also be impacted (biased high) by interelement interferences on ICP-AES, usually to a lesser extent than thallium. Given these two reasons, the arsenic and thallium data were suspect, and reanalysis by ICP-MS using US EPA Method 6020A (US EPA, 1998) was performed.

The method holding time (time allowed by US EPA from sample collection until analysis) for these two metals in soil is six months; therefore, reanalysis by ICP-MS could be performed compliant with US EPA method requirements (US EPA, 1998). Archived soil samples were transferred, under chain of custody, to an alternate laboratory for the ICP-MS analysis. Batch QC was performed on one site soil sample for both ICP-AES and ICP-MS analyses, including a method blank (MB), laboratory control sample spike (LCS), MS, MD, and SD analysis. Batch QC results for arsenic and thallium were evaluated based on NYSDEC Analytical Services Protocol (ASP) (NYSDEC, 2000), including data usability summary review requirements, and US EPA data-validation guidelines for inorganic analyses (US EPA, 1996c). All method-specific (MB, LCS, and calibration criteria) and matrix-specific (MS, MD, and SD) QC met acceptance criteria for sensitivity, accuracy, and precision for both analyses. Based on the QC results, both the ICP-AES and ICP-MS results appeared to have accuracy and precision based on method and regulatory requirements.

However, there is a significant difference in the sensitivity of the arsenic and thallium results by the two methods, as shown in Exhibit 3 for one representative soil sample from the site.

Comparisons of the results for arsenic and thallium by both ICP-AES and ICP-MS in these 19 soils are tabulated in Exhibits 4 and 5, respectively. The RPD is also computed to provide a measure of the magnitude of the difference between the paired results. As these data were generated under specific regulatory protocols, the US EPA data-validation guidance for soil field duplicate precision of 50 percent RPD was used as a benchmark to evaluate if the paired results were significantly different. All RPDs exceeded 50 percent; therefore, it was concluded that the ICP-AES results were significantly different from the ICP-MS results.

© 2010 Wiley Periodicals, Inc.

Exhibit 4. Case Study 1: Comparison of soil arsenic results by ICP-AES and ICP-MS

Soil Sample Location	Arsenic ICP-AES (mg/kg Dry Weight)	Arsenic ICP-MS (mg/kg Dry Weight)	Comparison of Results RPD (%)
TP-7 (1′–4′)	19.9	2.52	155
TP-7 (5′–10′)	18.8	2.44	154
TP-8 (1′–7′)	28.8	3.76	154
TP-9 (1′–6′)	12.6	1.46	158
TP-9 (6′–13′)	13.3	0.772	178
TP-10 (1′–5′)	20.6	10.3	67
TP-10 (5′–10′)	18.3	3.09	142
TP-11 (1′–5′)	17.7	1.56	168
TP-11 (6′–12′)	21.1	4.93	124
TP-12 (1′–5′)	34.0	4.48	153
TP-12 (6′–12′)	24.2	1.58	175
TP-13 (1′–6′)	25.2	2.07	170
TP-14 (1′–5′)	26.6	2.02	172
TP-14 (6′–12′)	24.1	2.51	162
TP-15 (1′–6′)	32.7	3.12	165
TP-16 (1′–6′)	32.0	2.7	169
TP-17 (1′–5′)	17.7	1.37	171
TP-17 (6′–12′)	27.2	2.05	172
TP-18 (1′–6′)	29.4	5.64	136

RPD = relative percent difference.

ICP-AES by US EPA Method 6010B; ICP-MS by US EPA Method 6020A.

Case Study 1: Metropolitan Avenue School, Forest Hills, NY.

Using ICP-AES, the highest arsenic result reported is 34.0 mg/kg for sample TP-12 (1′–5′), whereas the ICP-MS result for this same sample is 4.48 mg/kg. This represents a decrease of 86.8 percent, with an RPD between the results of 153 percent. For thallium, the highest ICP-AES result reported is 6.56 mg/kg for the same sample TP-12 (1′–5′), whereas the ICP-MS result for this sample is 0.0955 mg/kg. This shows a decrease of 98.5 percent, with an RPD of 194 percent. Based on the comparisons of all 19 soil results for arsenic and thallium using both methods of analysis, as tabulated in Exhibits 4 and 5, in all cases the ICP-MS results are significantly lower than the ICP-AES results.

The ICP-MS data for both arsenic and thallium were considered the technically valid data for the 19 soils collected for the Metropolitan Avenue School Site. Environmental decisions for this site were based on a weight-of-evidence approach for the following reasons:

1. Site history—Levels of arsenic and thallium exceeding the applicable regulatory cleanup standards are not expected based on known site history.
2. Sensitivity—Although the batch QC for both methods showed acceptable results for accuracy and precision, ICP-MS is more sensitive than ICP-AES by orders of magnitude, such that false positives and negatives are minimized.

Remediation DOI: 10.1002/rem © 2010 Wiley Periodicals, Inc.

Exhibit 5. Case Study 1: Comparison of soil thallium results by ICP-AES and ICP-MS

Soil Sample Location	Thallium ICP-AES (mg/kg Dry Weight)	Thallium ICP-MS (mg/kg Dry Weight)	Comparison of Results RPD (%)
TP-7 (1′–4′)	4.83	0.0772	194
TP-7 (5′–10′)	4.42	0.0826	193
TP-8 (1′–7′)	6.18	0.101	194
TP-9 (1′–6′)	3.06	0.0608	192
TP-9 (6′–13′)	3.25	0.0516	194
TP-10 (1′–5′)	3.96	0.117	189
TP-10 (5′–10′)	3.94	0.0782	192
TP-11 (1′–5′)	4.21	0.0669	194
TP-11 (6′–12′)	4.73	0.0945	192
TP-12 (1′–5′)	6.56	0.0955	194
TP-12 (6′–12′)	5.42	0.0663	195
TP-13 (1′–6′)	5.37	0.0628	195
TP-14 (1′–5′)	5.26	0.0757	194
TP-14 (6′–12′)	4.90	0.0713	194
TP-15 (1′–6′)	5.87	0.0644	196
TP-16 (1′–6′)	6.33	0.0847	195
TP-17 (1′–5′)	4.13	0.052	195
TP-17 (6′–12′)	5.4	0.064	195
TP-18 (1′–6′)	5.57	0.092	194

RPD = relative percent difference.

ICP-AES by US EPA Method 6010B; ICP-MS by US EPA Method 6020A.

Case Study 1: Metropolitan Avenue School, Forest Hills, NY.

3. Thallium interference—There are no spectral interferences for thallium on ICP-MS, whereas there are documented spectral interferences that can affect the accuracy of thallium results on ICP-AES.
4. US EPA confirmation of interference—US EPA OTS documented false-positive data for thallium and biased high results for arsenic by ICP-AES. ICP-MS analyses were considered to be more accurate for these metals in environmental samples (US EPA, 2001a, 2001b).

CASE STUDY 2

In support of the Remedial Investigation and Feasibility Study (RI/FS) at the W. R. Grace and Company Superfund site in Acton, Massachusetts, groundwater samples were collected from monitoring wells on the site to assess the extent of contamination of various hazardous chemicals of concern. The main contaminants of concern at this site, based on site history and groundwater monitoring, are volatile organic compounds; however, trace metals were also analyzed as part of the regulatory-driven sampling and analysis program in support of the RI/FS. Analyses were conducted using US EPA

© 2010 Wiley Periodicals, Inc.

methods and following the site-specific Quality Assurance Program Plan (QAPP) (GeoTrans, 2000), which defined acceptance criteria for QC analyses, as required in support of Superfund sites in US EPA Region I.

Groundwater sampled in 2000 and 2001 and analyzed by ICP-AES using US EPA Method 6010B (US EPA, 1997) had detected concentrations of thallium at or above the level of the instrument detection limit (IDL). Thallium concentrations for the detected results ranged from 3.8 μg/L to 21.6 μg/L. Exhibit 6 presents a subset of all the groundwater data for thallium collected at this Superfund site, including all detected results in monitoring wells and several nondetected results. Using all the 2000 and 2001 thallium results in a quantitative risk assessment to evaluate potential impact to human health indicated that thallium, at these levels, posed a potential risk that would require remedial action at the site. As thallium was not suspected to be present at concentrations of concern based on the site history, it was recommended that all wells be resampled and reanalyzed using an alternate method of analysis, ICP-MS by Method 6020A (US EPA, 1998), to determine if, indeed, thallium was a "risk driver" at this Superfund site.

Using all the 2000 and 2001 thallium results in a quantitative risk assessment to evaluate potential impact to human health indicated that thallium, at these levels, posed a potential risk that would require remedial action at the site.

Resampling was required because by the time it was determined that the groundwater thallium results were a potential risk driver, the samples had exceeded the method holding time of six months. Resampling and reanalysis by ICP-MS was performed in the fall of 2002. A subset of the monitoring-well results, which includes all the initially detected results from earlier monitoring rounds and several nondetected results from those monitoring rounds, is presented in Exhibit 6 for ICP-AES (2000 and 2001 results) and ICP-MS (2002 results). The highest thallium result reported for the site by ICP-AES was 21.6 μg/L for monitoring-well sample OSA-16A collected on October 3, 2000. The resampling and reanalysis by ICP-MS for this well was nondetect at a detection limit of 0.1 μg/L in the sample collected in October 2002. In fact, all resampled wells had either nondetectable levels of thallium or trace levels detected at less than 1.0 μg/L by ICP-MS (Exhibit 6).

Due to the limitations of using real site data in this case-study example, ICP-AES analyses were not reperformed in 2002 at the same time that ICP-MS analyses were conducted for all monitoring wells; therefore, there is the potential that the difference in the results was due to thallium decreasing in the groundwater over time rather than a difference due to the analytical technique used for quantitation. However, based on site information, the decrease in the thallium concentrations in groundwater could not be explained by hydrogeological changes or natural attenuation processes.

As previously discussed, ICP-AES data may have interelement interferences affecting the thallium results. The interelement interference check sample, which contains high levels of the interfering elements aluminum, calcium, iron, and magnesium, analyzed in October 2000 associated with the ICP-AES results, had 6 μg/L of "false-positive" thallium (no thallium should be detected in this check sample). Groundwater samples with levels of these four interfering elements approaching the levels in this interelement interference check sample would potentially report false-positive results for thallium. Note, however, that the instrument used for ICP-AES analysis of thallium in these samples did not have any documented interelement interference corrections for thallium (Exhibit 1). However, based on levels of the four common interferents in the site groundwater samples, several of which had relatively high iron concentrations, interelement interference by one or more of these interferents may account for a portion, but not all, of the "false-positive" thallium results in the 2000 and 2001 data.

 © 2010 Wiley Periodicals, Inc.

Exhibit 6. Case Study 2: Comparison of groundwater thallium results by ICP-AES and ICP-MS

Groundwater Monitoring Well Identification	Thallium ICP-AES (μg/L)	Thallium ICP-MS (μg/L)
AR-04B1	3.8	ND (0.1)
AR-26SBR	ND (1.9)	0.15
B-03P	4.8	ND (0.1)
B-08B	3.9	ND (0.1)
B-08C	14.7	ND (0.1)
B-08D	5.2	ND (0.1)
B-09B4	4.9	ND (0.1)
ELF	5.9	ND (0.1)
ELF-DUP	8.3	NA
LF-06C	15.9	ND (0.1)
LF-10B	5.0	ND (0.1)
LF-11CR	5.0	ND (0.1)
LF-15	6.4	ND (0.1)
MLF	3.8	ND (0.1)
MW-06B	ND (3.8)	ND (0.1)
MW-06B-DUP	ND (3.8)	ND (0.1)
NLGP	9.1	ND (0.1)
OSA-11A	ND (3.8)	0.44
OSA-11B	ND (5.9)	0.20
OSA-13A	12.4	ND (0.1)
OSA-13B	8.6	ND (0.1)
OSA-16A	21.6	ND (0.1)
OSA-23B	7.0	ND (0.1)
OW-B	4.0	ND (0.1)
PT-10	9.0	ND (0.1)
SLBR	6.1	ND (0.1)
SLGP-R	4.7	ND (0.1)

ND = not detected; value in parentheses is the sample reporting limit.

NA = not analyzed.

RPD = relative percent difference.

ICP-AES by US EPA Method 6010B; ICP-MS by US EPA Method 6020A.

Case Study 2: W. R. Grace Superfund Site, Acton, MA.

ICP-MS is more sensitive than ICP-AES such that false positives and negatives are minimized. The 2002 data for thallium by ICP-MS achieved a detection limit (IDL) of 0.1 μg/L. This is consistent with (being equal to or greater than) the 0.02 μg/L US EPA detection limit for ICP-MS (US EPA, 1998). Conversely, the detection limits reported for the 2000 and 2001 ICP-AES data, with the lowest IDL at 3.8 μg/L, are almost an order of magnitude lower than the 27 μg/L US EPA detection limit for this method (US EPA,

© 2010 Wiley Periodicals, Inc.

1997). There is greater potential uncertainty in the ICP-AES results reported at levels significantly less than the US EPA detection limit for this method than in the ICP-MS results reported at levels greater than the US EPA detection limit for the method.

The ICP-MS data for thallium in groundwater at the W. R. Grace Superfund site were considered the technically valid data for environmental decisions based on a weight-of-evidence approach for the same reasons as in Case Study 1, including no site history of thallium, increased sensitivity of ICP-MS versus ICP-AES, no interferences for thallium analysis by ICP-MS versus documented interferences in environmental samples by ICP-AES, consistency with the US EPA OTS alert suspecting false-positive results for thallium, and the additional reason that the decrease in the thallium concentrations in groundwater over the sampling periods of one to two years could not be explained by hydrogeological changes or natural attenuation processes at the site.

There is greater potential uncertainty in the ICP-AES results reported at levels significantly less than the US EPA detection limit for this method than in the ICP-MS results reported at levels greater than the US EPA detection limit for the method.

CASE STUDY 3

Case Study 3 consists of groundwater samples collected from an industrial site and analyzed for arsenic. This site is inland and not located in the coastal zone; therefore, although the samples contained varying concentrations of chloride, an obvious source of chloride to the groundwater was not apparent. Samples were initially analyzed for both dissolved (filtered through a 0.45-μm filter) and total (unfiltered) arsenic by ICP-MS and then a subset of these samples was reanalyzed by HGAF. Chloride concentrations were also determined colorometrically for some of the samples using US EPA Method 9251 (US EPA, 1986). The analytical results are presented in Exhibit 7. The sensitivity of the two methods is comparable. The reporting limit for the ICP-MS analysis is 0.5 μg/L and for HGAF is 1.0 μg/L.

Several paired results for ICP-MS and HGAF agree very well. Sample 1 results are identical, and Samples 5 and 8 are in good agreement using US EPA duplicate precision acceptance criteria. Results for Samples 3, 6, and 9 do not agree at all (with greater than 200 percent RPD), and Samples 2, 4, and 7 appear slightly higher by ICP-MS. Chloride could be an interferent on ICP-MS analysis; however, there is no correlation between chloride concentrations and arsenic concentrations in this case-study data. If the HGAF results are assumed to be accurate and subtracted from the ICP-MS results, there is still no correlation between the difference, or bias, and chloride concentrations. Unfortunately, chloride was not measured in the most affected samples (a limitation of this real-world data set).

Batch QC was performed on groundwater Sample 5 for HGAF, and the results are tabulated in Exhibit 8. Batch QC was performed on groundwater Sample 10 for ICP-MS, and the results are tabulated in Exhibit 9. Batch QC results for both ICP-MS and HGAF were all within the US EPA method acceptance limits (stated previously in the Methods and Materials section), indicating that accurate and precise results were achieved by both methods. Based on the QC results for the matrix spike sample on ICP-MS (as shown in Exhibit 9), there was no indication that these results might be biased high. However, the spike level added to the ICP-MS sample is high compared to the relatively low "native" sample concentration. Given this high spike level, the matrix spike recovery would not be expected to be sensitive to a bias. Conversely, the spike level added to the HGAF analysis

Remediation DOI: 10.1002/rem © 2010 Wiley Periodicals, Inc.

Exhibit 7. Case Study 3: Comparison of groundwater results for total and dissolved arsenic by ICP-MS and HGAF

Groundwater Sample Number	Arsenic by ICP-MS (μg/L)		Arsenic by HGAF (μg/L)		Chloride (μg/L)
	Total	Dissolved	Total	Dissolved	
1	10.4	8.38	10.4	8.38	NA
2	19.1	12.9	16.4	3.08	62,000
3	26.1	37.1	<1	<1	NA
4	13.1	5.96	12.6	<1	NA
5*	11.7	11.5	9.57	9.23	240,000
6	12.7	15.4	<1	<1	NA
7	18.5	14.1	15.9	11.2	370,000
8	23.1	22.6	22.7	22.8	120,000
9	6.83	7.34	<1	<1	NA
10**	0.91	0.85	NA	NA	NA

NA = not analyzed.

*Sample used for batch QC for HGAF analysis; see Exhibit 8 for batch QC results.

**Sample used for batch QC for ICP-MS analysis; see Exhibit 9 for batch QC results.

Case Study 3: Industrial site.

Exhibit 8. Case Study 3: Batch QC results for arsenic in groundwater sample 5 by HGAF

Phase	Sample Concentration (μg/L)	Serial Dilution Difference (%)	Matrix Duplicate RPD (%)	Matrix Spike Level Added (μg/L)	Matrix Spike Recovery (%)
Total	9.57	9	3	10	102
Dissolved	9.23	0.1	1	10	113

RPD = relative percent difference.

is equivalent to the native concentration in the groundwater Sample 5 (Exhibit 9) and, thus, would be more sensitive to a bias at the concentration level observed.

All sample results by ICP-MS are either equivalent or higher than results by HGAF. It would have been advantageous to have confirmation of these arsenic results by a third technique; however, as the Case Study 3 data are limited in scope, since they were "real site" data analyzed in support of environmental decision making, further investigation into the true cause of the higher ICP-MS results was not performed. However, possible causes of interferences can be based on the understanding of the potential interferences in the analytical methods, as previously discussed in the Methods and Materials section. The higher ICP-MS results for arsenic may be due to interference from the bromide molecular ion isobar. Alternately, HGAF results may be biased due to the presence of organo-arsenic compounds (as a component of the total arsenic in the environmental sample). However, common organo-arsenic compounds, such as DMA and MMA, do form volatile hydrides;

© 2010 Wiley Periodicals, Inc.

Exhibit 9. Case Study 3: Batch QC results for arsenic in groundwater sample 10 by ICP-MS

Phase	Sample Concentration (μg/L)	Serial Dilution Difference (%)	Matrix Duplicate RPD (%)	Matrix Spike Level Added (μg/L)	Matrix Spike Recovery (%)
Total	0.91	ND	9	1,000	97
Dissolved	0.85	ND	9	1,000	99

ND = not detected.

RPD = relative percent difference.

therefore, if they were present, they would have been detected by HGAF as part of the arsenic result. Based on the fact that several samples (Samples 3, 6, and 9) were nondetect (i.e., had no detectable arsenic), it is unlikely that organo-arsenic compounds contributed significantly to the arsenic concentrations observed in these groundwater samples.

Given the case-study data presented, the weight of evidence points toward the HGAF arsenic data as the more accurate results in these groundwater samples because the HGAF method does not have an obvious analytical interference that would bias the results for these samples, whereas the ICP-MS analysis has a known isobaric (spectral) interference for arsenic that would cause a high bias in the results (as observed). Furthermore, although the batch QC for both methods showed acceptable results for accuracy and precision and although the sensitivity of the two methods is basically the same, the HGAF batch QC was spiked at an appropriate level for the native sample concentration. Therefore, results of these HGAF QC samples are more reliable in the site groundwater sample than the results for the ICP-MS batch QC.

CONCLUSION

Environmental data for arsenic and thallium generated by standard US EPA methods may be biased (generally high) even when the method quality control requirements have been met. The US EPA uses the concept of batch QC, which assumes that all samples within the batch are similar and have the same accuracy and precision. In all three case studies presented, the batch QC met acceptance criteria for all analytical methods; however, arsenic and thallium results were biased high. This shows the fallibility of using only batch QC as the measure of accuracy and precision in environmental samples.

ICP-AES is a fast, cost-effective analytical technique for obtaining metal results in a variety of matrices. However, as has been shown, one needs to evaluate the data obtained by ICP-AES on an analyte-specific basis if the weight of evidence suggests that the ICP-AES data may be biased. The ICP-MS is a more definitive and accurate method of analysis for thallium at low-level concentrations compared to ICP-AES. This conclusion is supported by the data presented in two of the case studies and in two representative environmental matrices: Case Study 1 for thallium in soil and Case Study 2 for thallium in groundwater. This conclusion is also consistent with the US EPA presentation demonstrating false-positive results for thallium by ICP-AES in environmental sample data reported to the agency. Based on the evidence presented herein, it is clear that ICP-MS is

Remediation DOI: 10.1002/rem © 2010 Wiley Periodicals, Inc.

the preferred method for generating accurate thallium results in environmental samples for the following reasons.

- The accuracy of thallium results can be severely affected by spectral interferences on ICP-AES that can cause false-positive results or high-biased data. ICP-MS eliminates spectral (isobaric) matrix interferences for thallium so a more accurate result can be obtained.
- ICP-MS allows for correction of other potential matrix effects using internal standard corrections in every environmental sample, thereby generating more accurate results than ICP-AES methods, which do not use this correction.
- For thallium, ICP-MS is more sensitive than ICP-AES by orders of magnitude; therefore, false positives and false negatives are minimized at low trace-level concentrations. Improvement in sensitivity for thallium is important in comparison to regulatory standards and for input into quantitative risk assessments, which will affect remedial decisions.

ICP-MS can be a more definitive and accurate method of analysis for arsenic in environmental samples as well. This is demonstrated by the environmental data for arsenic in soil presented in Case Study 1, where the ICP-AES data were biased high compared to the ICP-MS. Using a weight-of-evidence approach in this case study, it was concluded that the ICP-MS data for arsenic were more reliable and, therefore, were used for environmental remedial decisions at the site.

However, matrix interferences can play a significant role in the analysis of arsenic in some complex environmental samples—as shown in Case Study 3, for arsenic in groundwater. It is important to recognize from these data that ICP-MS results for arsenic can have a bias and may not be representative of the "true" site concentrations. Case Study 3 showed that an alternate technique, in this case HGAF, may be a better choice to obtain accurate arsenic results in certain matrices that are affected by interferences inherent in the environmental sample matrix.

A weight-of-evidence approach should be used in evaluating trace metal results in environmental samples, especially if a metal contaminant is driving a remedial action (i.e., levels greater than the applicable regulatory limit), but this contaminant is not suspected based on known site sources or history. The weight-of-evidence approach should include consideration of site history and potential sources of the metal, consideration of the sensitivity of the analysis in comparison to the regulatory or other applicable level of concern, and consideration of the potential interferences (interelement interferences, isobaric interferences, etc.) that would cause a high or low bias in the results as dependent on the method of analysis used for quantifying the metal in the environmental sample. This approach is particularly powerful when all batch QC appears to be in control, but results are inconsistent with site expectations and cumulative lines of evidence point to the potential for bias (high or low) in one set of data versus the other set.

The take-home lesson from the case-study data presented in environmental samples for two trace metals, arsenic and thallium, is that high-biased or false-positive results can be common in environmental data generated by standard US EPA methods even when analytical quality control results are acceptable. Using these high-biased data may lead to erroneous remedial decisions. If site-specific information is in conflict with the environmental data for trace metals, particularly for arsenic and thallium, an alternate method of analysis coupled with a weight-of-evidence approach can lead to more accurate data and better environmental remedial decisions.

The take-home lesson from the case-study data presented in environmental samples for two trace metals, arsenic and thallium, is that high-biased or false-positive results can be common in environmental data generated by standard US EPA methods even when analytical quality control results are acceptable.

© 2010 Wiley Periodicals, Inc.

ACKNOWLEDGMENTS

The authors would like to thank Stephen Kline of GZA-Geoenvironmental-NY for permission to include the arsenic and thallium soil data presented in Case Study 1 and Anne Benjamin Sheehan of GeoTrans, Inc., and Maryellen Johns of W. R. Grace and Company for their permission to include the thallium groundwater data presented in Case Study 2.

REFERENCES

Anderson, L.C.D., & Bruland, K. W. (1991). Biogeochemistry of arsenic in natural waters: The importance of methylated species. Environmental Science and Technology, 25, 420–427.

GeoTrans, Inc. (2000). Phase I remedial investigation project operations plan, operable unit three, W.R. Grace superfund site, Acton, MA. Appendix C, Quality assurance project plan, Rev. 1.0. Harvard, MA: Author.

International Union of Pure and Applied Chemistry (IUPAC). (1991). Isotopic composition of the elements 1989. Pure and Applied Chemistry, 63, 991–1002.

May, T. W., & Wiedmeyer, R. H. (1998). A table of polyatomic interferences in ICP-MS. Atomic Spectroscopy, 19(5), 150–155.

Neubauer, K. R., & Wolf, R. R. (2004). Interference removal and analysis of environmental waters using the ELAN DRC-e ICP-MS. Application note. Shelton, CT: Perkin Elmer Life and Analytical Science.

New Jersey Department of Environmental Protection (NJDEP). (1999). Residential direct contact soil cleanup criteria. Cleanup standards for contaminated sites, N.J.A.C. 7:26D, NJDEP. Trenton, NJ: Author.

New York State Department of Environmental Conservation (NYSDEC). (2000). Analytical services protocols (ASP). NYSDEC Standards and Analytical Support Section. Albany, NY: Author.

New York State Department of Environmental Conservation (NYSDEC). (2006). Unrestricted use soil cleanup objectives. 6 NYCRR Part 375, Subpart 375-6.8(a), NYSDEC Division of Environmental Remediation. Albany, NY: Author.

Perkin Elmer. (1999). Elan 6000/6100 software ver. 2.3.1. Shelton, CT: Author.

P.S. Analytical, Inc. (PSA). (2004). PS Analytical Customer Technical Information File. Issue No. 7.0. Orpington, Kent, UK: Author.

Ryabchikov, D. I., Orlov, G. P., Senin, V. G., & Trubkin, N. V. (1959). Rare earth elements and the general methods of their production. In: Rare Earth Elements. Institute of Geochemistry and Analytical Chemistry. Academy of Sciences, USSR, Moscow.

Stoeppler, M. (1992). Hazardous metals in the environment. Amsterdam: Elsevier.

United States Environmental Protection Agency (US EPA). (1986). Method 9251: Chloride (colorometric, automated ferricyanide AAII). Revision 0, September 1986. Office of Solid Waste and Emergency Response (SW-846). Washington, DC: Author.

United States Environmental Protection Agency (US EPA). (1992). Method 3020A: Acid digestion of aqueous samples and extracts for total metals for analysis by GFAA spectroscopy. Revision 1, July 1992. Office of Solid Waste and Emergency Response (SW-846). Washington, DC: Author.

 © 2010 Wiley Periodicals, Inc.

United States Environmental Protection Agency (US EPA). (1996a). Method 3050B: Acid digestion of sediments, sludges and soils. Revision 2. Office of Solid Waste and Emergency Response (SW-846). Washington, DC: Author.

United States Environmental Protection Agency (US EPA). (1996b). Method 3010A: Acid digestion of aqueous samples and extracts for total metals for analysis by FLAA or ICP spectroscopy. Revision 1, July 1992. Office of Solid Waste and Emergency Response (SW-846). Washington, DC: Author.

United States Environmental Protection Agency (US EPA). (1996c). Region I, EPA-NE data validation functional guidelines for evaluating environmental analyses. Quality Assurance Branch of US EPA Region I. Chelmsford, MA: Author.

United States Environmental Protection Agency (US EPA). (1997). Method 6010B: Inductively coupled plasma-atomic emission spectrometry. Office of Solid Waste and Emergency Response (SW-846). Washington, DC: Author.

United States Environmental Protection Agency (US EPA). (1998). Method 6020A: Inductively coupled plasma-mass spectrometry. Office of Solid Waste and Emergency Response (SW-846). Washington, DC: Author.

United States Environmental Protection Agency (US EPA). (2001a). OTS Alert #2, Use of the ICP analytical method (CLP SOW ILM04.1, SW-846 6010, MCAWW 200.7) for drinking water samples may result in false positive detections of arsenic, lead, and/or thallium above their respective MCLs. Office of Technical Standards. Washington, DC: Author.

United States Environmental Protection Agency (US EPA). (2001b). Interference correction in ICP analyses. Presented at the CLP Annual Training Conference, Las Vegas, NV.

Susan D. Chapnick, MS, is president and principal scientist of New Environmental Horizons, Inc., in Arlington, Massachusetts. She specializes in trace metal chemistry and is the quality assurance officer for several Superfund sites in New England. She currently serves on the board of directors of the Massachusetts Licensed Site Professionals Association. She received her BA in biological sciences from Barnard College and MS in marine science from the University of South Carolina.

Leonard C. Pitts, PhD, is the technical director for Alpha Analytical's Mansfield, Massachusetts, environmental testing laboratory. His research interests include trace metal analytical methods, metals speciation, and transport and fate of metals in the environment. He received his BS in chemistry from the University of Massachusetts Boston, his MS in chemistry from Northeastern University, and his PhD from the Environmental Sciences Program at the University of Massachusetts Boston.

Nancy C. Rothman, PhD, is CEO and principal scientist of New Environmental Horizons, Inc., in Skillman, New Jersey. She specializes in the planning and evaluation of environmental data with an expertise in organic chemistry. She currently serves on the New Jersey Department of Environmental Protection Science Advisory Board, appointed by the commissioner. She received her BS in chemistry from Brandeis University and her MA and PhD in physical-organic chemistry from Brandeis University.

© 2010 Wiley Periodicals, Inc.

OTS ALERT #2 1/31/01

ALERT: Use of the ICP analytical method (CLP SOW ILM04.1, SW-846 6010, MCAWW 200.7) for drinking water samples may result in false positive detections of arsenic, lead, and/or thallium above their respective MCLs.

Current Situation: Since Superfund analytical methods are established to support site characterization, these methods may not be suitable for testing of drinking water samples. Drinking water samples may require lower quantitation levels. Even when quantitation levels are sufficient, the samples may require more sensitive methods to prevent uncertain quantitation below the optimum range of the instruments. When planning for and scheduling drinking water samples, it is important to review the limitations of the available methods. Under the national contracting strategy, routine analytical services are to go to the national Contract Laboratory Program (CLP). However, we are given flexibility to obtain other resources where the CLP cannot meet the needs of a particular event. Currently, CLP methods cannot meet all of the detection limits needed for analysis of drinking water for Metals and Semivolatile Organic Compounds. Drinking water samples needing analysis for Metals and/or for Semivolatile Organic Compounds should be analyzed either by the Analytical Support Branch (ASB) Regional laboratory in Athens, Georgia or through Regional purchase agreements. Similar precaution should be taken when methods are being approved for PRP sites. Avoid use of ICP or Trace ICP for Metals analysis of drinking water samples and ensure reporting levels are below MCLs for Semivolatiles analysis of drinking water samples.

Background: The current CLP Statement of Work for inorganic analytical methods includes the techniques of Inductively Coupled Plasma (ICP) and Atomic Absorption (AA). At the time the Statement of Work was developed, most laboratories used a combination of these techniques with Atomic Absorption being the method of choice for low-level work, particularly for certain Metals which might not be detected by ICP. Over the last few years, most laboratories have changed to using a Trace version of ICP and doing little or no work with AA. During this time, we have observed few detection level problems for non-detects. However, some low-level detections at Region 4 sites have been called into question for a number of cases, particularly involving Arsenic, Lead, and Thallium. In most of these cases, re-sampling followed by re-analysis at the Regional laboratory in Athens, GA has shown the CLP low-level detects to be potential false positives. The Regional laboratory uses a newer technique, not covered in the current CLP Statement of Work. Along with some other laboratories, the Regional laboratory is now using ICP Mass Spectrometry (ICP-MS) for drinking water and other low-level work. The limitations of the Semivolatile method concern the quantitation levels available for Benzo(a)pyrene, Hexachlorobenzene, and Pentachlorophenol. Most sites with these contaminants are already aware of this limitation and have been supplementing their CLP analysis with Regional laboratory or other non-CLP methods to lower the detection limits.

Plans for Improvement: The CLP will be adding a low-level metals service using ICP-MS under a new Inorganic Statement of Work, which may be viewed at www.epa.gov/superfund/programs/clp. The new CLP service is expected to be available in early FY 2002. Some edits to the Statement of Work may be made as the procurement process continues, but nothing likely to impact its usefulness for drinking water analysis. The CLP will be adding a flexibility clause to a new Low Concentration Statement of Work which may allow for lower detection levels on a site-by-site basis. This service is also expected in early FY 2002.

Contacts for More Information:

Glenn Adams, Risk Assessment - 404/562-8667
Nardina Turner, Sample Control - 404/562-8650

PS/TM/96 Hwy 441/Hwy 129

APPENDIX E—RISKED-BASED CONCENTRATIONS

APPENDIX E.1

Calculation of a Particulate Emission Factor for Fugitive Dust Emissions from Construction Activities

APPENDIX E.1

Calculation of a Particulate Emission Factor for Fugitive Dust Emissions from Construction Activities

Construction workers may be exposed to particulate matter emissions from wind erosion, excavation soil dumping, dozing, grading, tilling, or similar operations. These operations may occur separately or concurrently and the duration of each operation may be different. For these reasons, the total mass emitted from each operation is calculated separately and the sum is normalized over the entire area of contamination over the entire time during which construction activities take place.

The following equation is used to calculate the unit mass emitted from wind erosion of contaminated soil surfaces.

$$M_{wind} = 0.036 \times (1 - V) \times \left(\frac{U_m}{U_t}\right)^3 \times F(x) \times A_{surf} \times ED_{CW} \times 8{,}760\ hr/yr$$

Where:

M_{wind}	=	Unit mass emitted from wind erosion (g)
V	=	Fraction of vegetative cover (unitless)
U_m	=	Mean wind speed during construction (m/sec)
U_t	=	Equivalent threshold value of wind speed at 7 m (m/sec)
F(x)	=	Function dependent on U_m/U_t
A_{surf}	=	Areal extent of site with surface soil contamination (m^2)
ED_{CW}	=	Exposure duration (yr)

Input values for the above parameters are provided in Table 1.

F(x) is calculated by:

$$If\ x\ < 2; F(x) = 1.91207 - 0.0278085x + 0.48133x^2 - 1.09871x^3 + 0.335341x^4$$

$$If\ x \geq 2; F(x) = 0.18 \times (8x^3 + 12x) \times \exp(-x^2)$$

Where x is calculated by:

$$x = 0.886 \times \left(\frac{U_t}{U_m}\right)$$

$$x = 0.886 \times \left(\frac{11.32\ m/sec}{3.89\ m/sec}\right)$$

$$x = 2.5783$$

Substituting the value of x into the appropriate equation for F(x):

$$F(x) = 0.18 \times (8 \times 2.5783^3 + 12 \times 2.5783) \times \exp(-2.5783^2)$$

$$F(x) = 0.0392$$

Next substituting the appropriate values into the equation for M_{wind} gives:

$$M_{wind} = 0.036 \times (1 - 0) \times \left(\frac{3.89\ m/sec}{11.32\ m/sec}\right)^3 \times 0.0392 \times 4046.86\ m \times 1\ yr \times 8{,}760\ hr/yr$$

$$M_{wind} = 2032.18\ g$$

The unit mass emitted from the dumping of excavated soils can be calculated by the following equation.

$$M_{excav} = 0.35 \times 0.0016 \times \frac{\left(\frac{U_m}{2.2}\right)^{1.3}}{\left(\frac{M_{m-ex}}{2}\right)^{1.4}} \times \rho_{soil} \times A_{excav} \times d_{excav} \times N_{A-dump} \times 10^3\ g/kg$$

Where:

M_{excav}	=	Unit mass from excavation soil dumping (g)
U_m	=	Mean wind speed during construction (m/sec)
M_{m-ex}	=	Gravimetric soil moisture content (%)
ρ_{soil}	=	insitu soil density (g/cm^3)
A_{excav}	=	Area extent of excavation (m^2)
D_{excav}	=	Average depth of excavation (m)
N_{A-dump}	=	Number of times soil is dumped

Input values for the above parameters are provided in Table 1. Substituting the values into the above equation for M_{excav}:

$$M_{excav} = 0.35 \times 0.0016 \times \frac{\left(\frac{3.89\ m/sec}{2.2}\right)^{1.3}}{\left(\frac{12}{2}\right)^{1.4}} \times 1.68\ g/cm^3 \times 0.5\ acre \times 1.5\ m \times 1 \times 10^3\ g/kg$$

$$M_{excav} = 0.1205\ g$$

The unit mass emitted from dozing is calculated by:

$$M_{doz} = 0.75 \times \frac{0.45 \times s_{doz}^2}{M_{m-doz}^{1.4}} \times \frac{\sum VKT_{doz}}{S_{doz}} \times 10^3\ g/kg$$

Where:

M_{doz} = Unit mass emitted from dozing operations (g)
s_{doz} = Soil silt content (%)
$M_{m\text{-}doz}$ = Gravimetric soil moisture content (%)
$\sum VKT_{doz}$ = Sum of grading kilometers traveled (km)
S_{doz} = Average dozing speed (kph)

And $\sum VKT_{doz}$ is calculated by:

$$\sum VKT_{doz} = A_{c-doz} \times 4046.86\ m^2 \times \frac{1}{B_{l-doz}} \times 0.001\ m/km \times N_{A-doz}$$

Where:

$A_{c\text{-}doz}$ = Area extent of dozing (acres)
$B_{l\text{-}doz}$ = Dozing blade length (m)
$N_{A\text{-}doz}$ = Number of times site is dozed

$$\sum VKT = 1\ acre \times 4046.86\ m^2/acre \times \frac{1}{2.74\ m} \times 0.001\ m/km \times 2$$

$$\sum VKT = 2.9439\ km$$

Input values for the above parameters are provided in Table 1. Substituting the values into the above equation for M_{doz}:

$$M_{doz} = 0.75 \times \frac{0.45 \times 6.9^2}{7.9^{1.4}} \times \frac{2.9439\ km}{6.9} \times 10^3\ g/kg$$

$$M_{doz} = 87.7733\ g$$

The unit mass emitted from grading operations is calculated by:

$$M_{grade} = 0.60 \times 0.0056 \times S_{grade}^2 \times \sum VKT_{grade} \times 10^3\ g/kg$$

Where:

M_{grade}	=	Unit mass emitted from grading operations (g)
S_{grade}	=	Average grading speed (kph)
$\sum VKT_{grade}$	=	Sum of grading kilometers traveled (km)

And $\sum VKT_{grade}$ is calculated by:

$$\sum VKT_{grade} = A_{c-grade} \times 4046.86\ m^2/acre \times \frac{1}{B_{l-grade}} \times 0.001\ m/km \times N_{A-grade}$$

Where:

$A_{c\text{-}grade}$	=	Area extent of grading (acres)
$B_{l\text{-}grade}$	=	Grading blade length (m)
$N_{A\text{-}grade}$	=	Number of times site is graded

$$\sum VKT_{grade} = 1\ acre \times 4046.86\ m^2/acre \times \frac{1}{3.66\ m} \times 0.001\ m/km \times 1$$

$$\sum VKT_{grade} = 1.1057\ km$$

Input values for the above parameters are provided in Table 1. Substituting the values into the above equation:

$$M_{grade} = 0.60 \times 0.0056 \times 11.4^2 \times 1.1057\ km \times 10^3\ g/kg$$

$$M_{grade} = 482.8209\ g$$

The unit mass emitted from tilling or similar operations can be calculated by:

$$M_{till} = 1.1 \times S_{till}^{0.6} \times A_{till} \times 4{,}046.86\, m^2 \times 10^{-4} \frac{ha}{m^2} \times 10^3 g/kg \times N_{A-till}$$

Where:

M_{till}	=	Unit mass emitted from tilling or similar operations (g)
s_{till}	=	Soil silt content (%)
Atill	=	Area extent of tilling (acres)
$N_{a\text{-}till}$	=	Number of time soil is tilled (unitless)

It is assumed that no tilling occurs; consequently $M_{till} = 0$.

The total time-average unit emission flux from wind erosion, excavation soil dumping, dozing, grading, and tilling operations is calculated by:

$$\langle J_T' \rangle = \frac{M_{wind} + M_{excav} + M_{doz} + M_{grade} + M_{till}}{A_{surf} \times T_t}$$

Where:

$\langle J'_T \rangle$	=	Total time-average unit emission flux for construction activities (g/m^2-sec)
M_{wind}	=	Unit mass emitted from wind erosion (g)
M_{excav}	=	Unit mass from excavation soil dumping (g)
M_{doz}	=	Unit mass emitted from dozing operations (g)
M_{grade}	=	Unit mass emitted from grading operations (g)
M_{till}	=	Unit mass emitted from tilling or similar operations (g)
A_c	=	Areal extent of site soil contamination (m^2)
T_t	=	Duration of construction (sec)

The duration of construction, T_t, is calculated by:

$$T_t = ED_{CW} \times EF_{CW} \times ET_{CW} \times 3{,}600\ secs/hr$$

Where:

ED_{CW}	=	Exposure duration (yr)
EF_{CW}	=	Exposure frequency (days/yr)
ET_{CW}	=	Exposure time (hr/day)

$$T_t = 5\ days/week \times 50\ weeks/year \times 8\, hr/day \times 3{,}600\ secs/hr$$

$$T_t = 7.2x10^6$$

Substituting the appropriate values into the equation for <J'$_T$> gives:

$$\langle J'_T \rangle = \frac{2032.18\ g + 0.1205\ g + 87.7733\ g + 482.8209\ g + 0\ g}{4049.86 \times m^2 \times 7.2x10^6\ sec}$$

$$\langle J'_T \rangle = 8.93x10^{-8}\ g/m^2\ sec$$

The subchronic particulate emission factor for the construction worker due to construction activities is calculated by:

$$PEF_{sc} = Q/C_{sa} \times \frac{1}{F_D} \times \frac{1}{\langle J'_T \rangle}$$

Where:

PEF_{sc}	=	Subchronic particulate emission factor for construction activities (m^3/kg)
Q/C_{sa}	=	Inverse ration of the 1-hr geometric mean air concentration and the emission Flux at the center of the square emission source (g/m^2-sec per kg/m^3)
F_D	=	Dispersion correction factor (unitless)
<J'$_T$>	=	Total time-average unit emission flux for construction activities (g/m^2-sec)

Q/C_{sa} is calculated by:

$$Q/C_{sa} = A \times exp\left[\frac{(\ln A_c - B)^2}{C}\right]$$

Where:

Q/C_{sa}	=	Inverse ration of the 1-hr geometric mean air concentration and the emission Flux at the center of the square emission source (g/m^2-sec per kg/m^3)
A	=	Constant; default = 2.4538
B	=	Constant; default = 17.5660
C	=	Constant; default = 189.0426
A_C	=	Areal extent of contamination (acres)

The areal extent of contamination, A_C, is assumed to be 1 acre. Substituting the above values into the equation for Q/C_{sa} gives:

$$Q/C_{sa} = 2.4538 \times exp\left[\frac{(\ln 1 - 17.5660)^2}{189.0426}\right]$$

$$Q/C_{sa} = 12.5520$$

The dispersion correction factor, F_D, is calculated by:

$$F_D = 0.1852 + \frac{5.3535}{t_c} + \frac{-9.6318}{t_c^2}$$

Where:

F_D	=	Dispersion correction factor (unitless)
t_c	=	Duration of construction (hours)

The duration of construction is calculated by:

$$T_c = ED_{CW} \times EW_{CW} \times 7\frac{days}{week} \times \frac{24hours}{day} \times 3{,}600\, sec/hr$$

Where:

ED_{CW}	=	Exposure duration (yr)
EW_{CW}	=	Overall duration of exposure (weeks/yr)

$$T_c = 1\ year \times 50\ \ weeks/yr \times 7\frac{days}{week} \times 24\frac{hours}{day} \times 3{,}600\, sec/hr$$

$$T_c = 3.02x10^7\ hr$$

Substituting the value for T_c into the equation for F_D gives:

$$F_D = 0.1852 + \frac{5.3535}{3.02x10^7} - \frac{9.6318}{(3.02x10^7)^2}$$

$$F_D = 0.1852$$

Finally, substituting the appropriate values into the equation for PEF_{sc} results in:

$$PEF_{sc} = 12.5521 \frac{g/m^2\ sec}{kg/m^3} \times \frac{1}{0.1852} \times \frac{1}{8.93x10^{-8}\ g/m^2\ sec}$$

$$PEF_{sc} = 7.59x10^{8}\ m^3/kg$$

Table 1
Input Assumptions for Calculation of Particulate Emission Factor for Construction Activities

Parameter	Value	Definition	Rationale
DW	5	days worker (days/week)	Length of work week.
EW	50	overall duration of construction (weeks/year)	Assumes one year project.
ED	1	exposure duration	Assumes one year project.
$A_{c\text{-}doz}$	1	areal extent of dozing (acres)	Professional judgment.
A_{excav}	0.5	areal extent of excavation (acres)	Professional judgment.
$A_{c\text{-}grade}$	1	areal extent of grading (acres)	Professional judgment.
$A_{c\text{-}till}$	0	areal extent of tilling (acres)	Professional judgment.
$B_{l\text{-}doz}$	2.74	dozing blade length (m)	Typical length of dozing blade.
$B_{l\text{-}grade}$	3.66	grading blade length (m)	Typical length of grading blade.
$M_{m\text{-}doz}$	7.9	gravimetric soil moisture content (%)	Default value.
$M_{m\text{-}ex}$	12	gravimetric soil moisture content (%)	Default value.
$N_{A\text{-}dump}$	1	number of times soil is dumped	Assumes excavation occurs only one time.
$N_{A\text{-}till}$	0	number of times soil is tilled	Assumed no tilling occurred.
$N_{A\text{-}doz}$	2	number of times site is dozed	Site is dozed at beginning and end of project.
$N_{A\text{-}grade}$	1	number of times site is graded	Site is graded at end of project
S_{doz}	11.4	dozing speed (kph)	Default value.
S_{grade}	11.4	grading speed (kph)	Default value.
d_{exac}	1.5	average depth of excavation (m)	Professional judgment, shallow groundwater exists at site.
p_{soil}	1.68	in situ soil density (g/cm^3)	Default value.
A_c	1	area of contamination	Professional judgment.
s_{doz}	6.9	soil silt content (%)	Default value.
s_{till}	18	soil silt content (%)	Default value.
U_m	3.89	mean annual wind speed	Average wind speed for Baltimore, Maryland.
U_t	11.32	equivalent threshold value (m/s)	Default value.
V	0	fraction of vegetative cover	Default value.
A	2.4538	dispersion constant	Default value.
B	17.566	dispersion constant	Default value.
C	189.0426	dispersion constant	Default value.

APPENDIX E.2

Risk-Based Concentrations for Construction Workers

CALCULATION OF RISK-BASED CONCENTRATIONS FOR SOIL

SITE NAME: LOCKHEED MARTIN, MARTIN STATE AIRPORT
EXPOSURE POINT: GREATER STRAWBERRY POINT
POSURE SCENARIO: CONSTRUCTION WORKERS
MEDIA: SURFACE/SUBSURFACE SOIL
DATE: FEBRUARY 14, 2017

THIS SPREADSHEET CALCULATES RISK-BASED CLEANUP GOALS FOR EXPOSURES TO SOIL
THE INCIDENTAL INGESTION, DERMAL CONTACT, AND INHALATION ROUTES OF EXPOSURE ARE CONSIDERED.

RELEVANT EQUATIONS:

Carcinogens

$$PRG_{soil} = \frac{TCR}{CSF_{oral} + Intake_{derm} \times CSF_{derm} + EC_{air} \times IUR}$$

NonCarcinogens

$$PRG_{soil} = \frac{THI}{\left(\frac{Intake_{oral}}{RfD_{oral}}\right) + \left(\frac{Intake_{derm}}{RfD_{derm}}\right) + \left(\frac{EC_{air}}{RfC}\right)}$$

$$Intake_{oral} = \frac{IR \times RBA \times EF \times ED \times FI \times CF}{BW \times AT}$$

$$Intake_{derm} = \frac{SA \times AF \times ABS \times EF \times ED \times CF}{BW \times AT}$$

$$EC_{air} = \frac{EF \times ED \times ET \times (1/VF + 1/PEF)}{AT \times 24\ Hours/day}$$

WHERE:	PRG = :		Concentration in soil (mg/kg)
	TCR = :	1E-06	Target Cancer Risk
	THI = :	1	Target Hazard Index
	IR = :	480	Soil Ingestion Rate (mg/day)
	RBA = :	Chemical Specific	Relative Bioavailibity (unitless)
	CF = :	1.0E-06	Conversion Factor (kg/mg)
	FI = :	1	Fraction from contaminated source (unitless)
	SA = :	3527	Skin surface available for contact (cm^2/day)
	AF = :	0.3	Soil to skin adherence factor (mg/cm^2)
	ABS = :	Chemical Specific	Absorption factor (unitless)
	ET = :	8	Exposure time (hr/day)
	EF = :	125	Exposure Frequency (days/year)
	ED = :	1	Exposure Duration (years)
	BW = :	80	Body Weight (kg)
	ATc = :	25,550	Averaging time for carcinogenic exposures (days)
	ATn = :	365	Averaging time for noncarcinogenic exposures (days)
	VF = :	Chemical Specific	Volatilization Factor (m^3/kg)
	PEFsc = :	7.58E+08	Particulate emission factor (m^3/kg)

CALCULATION OF RISK-BASED CONCENTRATIONS FOR SOIL
PAGE 2 OF 2

Chemical	CAS Number	Mutagen?	Ingestion SF $(mg/kg\text{-}day)^{-1}$	Inhalation Unit Risk $(ug/m^3)^{-1}$	Subchronic RfD (mg/kg-day)	Subchronic RfC (mg/m^3)	GIABS	ABS	RBA	Particulate Emission Factor (m^3/kg)	Ingestion SL TR=1.0E-6 (mg/kg)	Dermal SL TR=1.0E-6 (mg/kg)
Aluminum	7429-90-5	No	-	-	1.00E+00	5.00E-03	1	0.01	1	7.58E+08	-	-
Barium	7440-39-3	No	-	-	2.00E-01	5.00E-03	0.07	0.01	1	7.58E+08	-	-
Cadmium (Diet)	7440-43-9	No	-	1.80E-03	1.00E-03	1.00E-05	0.025	0.001	1	7.58E+08	-	-
Chromium(VI)	18540-29-9	Yes	5.00E-01	8.40E-02	5.00E-03	3.00E-04	0.025	0.01	1	7.58E+08	6.81E+01	7.73E+01
Copper	7440-50-8	No	-	-	1.00E-02	-	1	0.01	1	7.58E+08	-	-
Manganese (Non-diet)	7439-96-5	No	-	-	2.40E-02	5.00E-05	0.04	0.01	1	7.58E+08	-	-
Selenium	7782-49-2	No	-	-	5.00E-03	2.00E-02	1	-	1	7.58E+08	-	-
Thallium (Soluble Salts)	7440-28-0	No	-	-	4.00E-05	-	1	0.01	1	7.58E+08	-	-
Vanadium and Compounds	7440-62-2	No	-	-	1.00E-02	1.00E-04	0.026	0.01	1	7.58E+08	-	-

CALCULATION OF RISK-BASED CONCENTRATIONS FOR SOIL

Chemical	CAS Number	Inhalation SL TR=1.0E-6 (mg/kg)	Carcinogenic SL TR=1.0E-6 (mg/kg)	Ingestion SL THQ=1 (mg/kg)	Dermal SL THQ=1 (mg/kg)	Inhalation SL THQ=1 (mg/kg)	Noncarcinogenic SL THI=1 (mg/kg)	Screening Level (mg/kg)	
Aluminum	7429-90-5	-	-	4.87E+05	2.21E+07	3.32E+07	4.69E+05	4.7E+05	nc
Barium	7440-39-3	-	-	9.73E+04	3.09E+05	3.32E+07	7.39E+04	7.4E+04	nc
Cadmium (Diet)	7440-43-9	2.58E+05	2.6E+05	4.87E+02	5.52E+03	6.64E+04	4.44E+02	4.4E+02	nc
Chromium(VI)	18540-29-9	5.53E+03	3.6E+01	2.43E+03	2.76E+03	1.99E+06	1.3E+03	3.6E+01	ca
Copper	7440-50-8	-	-	4.87E+03	2.21E+05	-	4.76E+03	4.8E+03	nc
Manganese (Non-diet)	7439-96-5	-	-	1.17E+04	2.12E+04	3.32E+05	7.36E+03	7.4E+03	nc
Selenium	7782-49-2	-	-	2.43E+03	-	1.33E+08	2.43E+03	2.4E+03	nc
Thallium (Soluble Salts)	7440-28-0	-	-	1.95E+01	8.83E+02	-	1.90E+01	1.9E+01	nc
Vanadium and Compounds	7440-62-2	-	-	4.87E+03	5.74E+03	6.64E+05	2.62E+03	2.6E+03	nc