Vapor Intrusion Investigation and Sub-Slab Depressurization System Operation 2009 Summary Report Lockheed Martin Middle River Complex 2323 Eastern Boulevard Middle River, Maryland

Prepared for:

Lockheed Martin Corporation

Prepared by:

Tetra Tech, Inc.

July 2, 2010

Michael Martin, P.G.
Regional Manager

Eric M. Samuels
Project Manager

TABLE OF CONTENTS

Section **Page**

1 INTRODUCTION 1-1

2 SITE BACKGROUND 2-1

2.1 SITE HISTORY 2-1
2.2 HISTORIC INDOOR-AIR-QUALITY RESULTS 2-1

3 2009 INDOOR AIR-QUALITY AND VAPOR-INTRUSION INVESTIGATION ROUNDS 6 AND 7 3-1

3.1 INVESTIGATION APPROACH AND GUIDANCE 3-1
3.2 IAQ AND SUB-SLAB-VAPOR SAMPLING AND ANALYSIS 3-2
3.2.1 IAQ and SV Sampling Events 3-2
3.2.2 Sampling and Analysis 3-5
3.3 DATA ANALYSIS 3-6
3.3.1 Round 6 Data Analysis 3-7
3.3.2 Round 6 Summary 3-11
3.3.3 Round 7 Data Analysis 3-13
3.3.4 Round 7 Summary 3-16

4 SUB-SLAB DEPRESSURIZATION SYSTEM DATA ANALYSIS 4-1

4.1 SUB-SLAB VAPOR MONITORING POINTS 4-1
4.2 SSD-SYSTEM INFLUENT-VAPOR SAMPLES 4-2

5 CONCLUSIONS AND RECOMMENDATIONS 5-1

5.1 CONCLUSIONS 5-1
5.1.1 Summary of Work Completed 5-1
5.1.2 Results 5-2
5.2 RECOMMENDATIONS 5-4

6 REFERENCES 6-1

APPENDICES

APPENDIX A — CHAIN OF CUSTODY

APPENDIX B — METHOD DETECTION LIMITS

APPENDIX C — LABORATORY ANALYTICAL REPORTS

TABLE OF CONTENTS (Continued)

APPENDIX D — DATA VALIDATION REPORTS

APPENDIX E — COMPARISON TO BACKGROUND

APPENDIX F — HISTORIC DATA TABLES AND PLOTS

APPENDIX G — SSD SYSTEM REMEDIAL ACTION PROGRESS REPORT

LIST OF FIGURES

(Figures appear at the end of the section)

Figure 3-1 IAQ Background Sampling Locations, Rounds 6 and 7, July and October 2009

Figure 3-2 Indoor Air and Sub-Slab Vapor Monitoring Locations for Building A Round 6 and Round 7, July and October 2009

Figure 3-3 Indoor Air and Sub-Slab Vapor Monitoring Locations for Building B Round 6 and Round 7, July and October 2009

Figure 3-4 Indoor Air and Sub-Slab Vapor Monitoring Locations for Building C Round 6 and Round 7, July and October 2009

LIST OF TABLES

(Tables appear at the end of the section)

Table 3-1 IAQ Background Sample Sampling Results, July 2009

Table 3-2 IAQ Sample Results, Building A, July 2009

Table 3-3 Sub-Slab Vapor Sample Results, Building A, July 2009

Table 3-4 Co-Located Sub-Slab Vapor and IAQ Sample Results, Building A, July 2009

Table 3-5 IAQ Sample Results, Building B, July 2009

Table 3-6 Sub-Slab Vapor Sample Results, Building B, July 2009

Table 3-7 Sub-Slab Vapor Sample Results, Building B, July 2009

Table 3-8 IAQ Sample Results, Building C, July 2009

LIST OF TABLES (continued)

Table 3-9 Sub-Slab Vapor Sample Results, Building C, July 2009

Table 3-10 Sub-Slab Vapor Sample Results, Building C, July 2009

Table 3-11 Background Sample Results, October 2009

Table 3-12 IAQ Sample Results, Building A, October 2009

Table 3-13 Sub-Slab Vapor Sample Results, Building A, October 2009

Table 3-14 Sub-Slab Vapor and IAQ Sample Results, Building A, October 2009

Table 3-15 IAQ Sample Results, Building B, October 2009

Table 3-16 Sub-Slab Vapor Sample Results, Building B, October 2009

Table 3-17 Co-Located Sub-Slab Vapor and IAQ Sample Results, Building B, October 2009

Table 3-18 IAQ Sample Results, Building C, October 2009

Table 3-19 Sub-Slab Vapor Sample Results, Building B, October 2009

Table 3-20 Co-Located Sub-Slab Vapor and IAQ Sample Results, Building B, October 2009

Table 4-1 Summary of Positive Detects for Vapor Samples, Building A Plating Shop

Table 4-2 Summary of Positive Detects for Vapor Samples, Building C Basement Area

Table 4-3 Summary of Positive Detects for Vapor Samples Buildings A and C SSD Extraction Points

ACRONYMS

B	laboratory -blank contamination
ca	Carcinogenic
COC	chemical(s) of concern
DCA	Dichloroethane
DCE	Dichloroethylene
GAC	granular activated-carbon
GC/MS	gas chromatography/mass spectrometry
IAQ	indoor air –quality
ISG	interior soil-gas
J	Estimated
Lockheed Martin	Lockheed Martin Corporation
MDE	Maryland Department of the Environment
$\mu g/m^3$	microgrammicrograms per cubic meter
MRC	Middle River Complex
nc	non—carcinogenic
PCE	Tetrachloroethene
SSD	sub-slab depressurization
SV	sub--slab vapor
TCE	Trichloroethene
U	non--detect
UJ	not present but estimated
USEPA	United States Environmental Protection Agency
VCP	“Voluntary Cleanup Program”
VLS	“Vertical Launch System”
VMP	vapor -monitoring point
VOC	volatile organic compounds

Section 1
Introduction

Tetra Tech, Inc. has prepared this report on behalf of Lockheed Martin Corporation (Lockheed Martin) following the 2009 indoor air quality (IAQ) and sub-slab vapor (SV) sampling at Lockheed Martin's Middle River Complex (MRC) in Middle River, Maryland. This report presents the results from Rounds 6 and 7 of IAQ SV sampling at Buildings A, B, and C, and at background locations, in July–October 2009. This report also includes a summary of the two sub-slab depressurization (SSD) vapor intrusion mitigation systems (installed in 2008) that are operating in the Building A Plating Shop and in the south end of the Building C Basement.

This ongoing investigation evaluates whether volatile organic compounds (VOCs) present in sub-slab vapors associated with soil and groundwater chemicals of concern (COCs) at the site might be migrating into indoor air at MRC facilities. The 2009 sampling continues investigations previously described in *Indoor Air Quality Investigation Buildings A, B, C, and the* (Vertical Launch System) *VLS* (facility)*, Lockheed Martin Middle River Complex, 2323 Eastern Boulevard Middle River, Maryland* (Tetra Tech, 2007), *Indoor Air Quality Investigation Round Three, Lockheed Martin Middle River Complex, 2323 Eastern Boulevard Middle River, Maryland* (Tetra Tech, 2008a), and *Indoor Air Quality Investigation 2008 Summary Report Lockheed Martin Middle River Complex, 2323 Eastern Boulevard Middle River, Maryland* (Tetra Tech, 2008b). This report is organized as follows:

Section 2 — Site Background: Briefly describes the history and condition of the site and previous investigations.

Section 3 — 2009 Indoor Air-Quality and Vapor-Intrusion Investigation Rounds 6 and 7: Presents the technical approach to the investigation, describes the sampling and analyses performed, and discusses the results of Rounds 6 and 7 results, as well as the data collected during 2009 SSD operation.

Section 4 — Sub-Slab-Depressurization-System Data Analysis: Analyzes data from the sub-slab-vapor monitoring points and sub-slab-depressurization-system influent-vapor.

Section 5 — Conclusions and Recommendations: Conclusions based on the findings of the Round Rounds 4 and 5 sampling results and recommendations for future investigation; and.

Section 6— References: Lists the references used in this report.

Section 2
Site Background

2.1 SITE HISTORY

The Lockheed Martin-owned MRC land parcels are undergoing extensive site characterization studies to support remedial decisions for the Maryland Department of the Environment's (MDE) "Voluntary Cleanup Program" (VCP). The ongoing environmental characterization of the MRC has identified subsurface soil and groundwater impacts from VOCs under or near occupied workspaces (Tetra Tech, 2006a). If a complete pathway exists from the subsurface into a building, these compounds could potentially volatilize and migrate into the workspace. Other, non-subsuface sources could also potentially affect indoor-air contaminant concentrations, including indoor emissions from process chemicals, building materials, and other sources, as well as ambient (outdoor) air contributions (i.e., confounding sources).

In February 2006, Lockheed Martin conducted sub-slab vapor sampling beneath the Building A Basement and Plating Shop, and the southern section of the Building C Basement (Tetra Tech, 2006a). These locations were selected because VOC contamination has been observed in underlying groundwater. Analytical results from the sub-slab vapor sampling investigation, as well as other site-specific information, were used as inputs for a human-health risk assessment model (Johnson and Ettinger model). The model estimates that these risks are at or below MDE and U.S. Environmental Protection Agency (USEPA) threshold values. However, because of uncertainties inherent in modeling, a supplemental IAQ investigation was proposed to confirm the presence or absence of VOC contaminants in indoor air associated with subsurface VOC contamination.

2.2 HISTORIC INDOOR-AIR-QUALITY RESULTS

Five rounds of IAQ sampling were completed for MRC Buildings A, B, and C in December 2006, April 2007, October 2007, March 2008, and August 2008. One round of sampling was performed in December 2006 for the VLS facility, the results of which indicate no need for additional sampling.

The results of the analyses for Buildings A, B, and C (included in Appendix F) indicate that numerous COCs identified in the subsurface were also detected in background and IAQ samples. The IAQ data were compared to risk-based screening levels that were derived using conservative USEPA default exposure-assumptions and toxicity values. The screening-level concentrations were based on the regulatory acceptable risk-levels described in MDE's VCP guidance (i.e., 10^{-5}, or a one-in-10,000 excess lifetime-cancer-risk). One COC, trichloroethene (TCE), was compared to a range of risk-based screening values, due to uncertainty associated with its toxicity. These values were derived from the USEPA toxicity criteria currently used by the MDE.

The results of these analyses indicate that most of the VOCs detected in IAQ samples are probably not associated with sub-slab vapor intrusion. Migration of sub-slab vapors into indoor air may be occurring in limited locations. The presence of TCE in IAQ samples may be associated with sub-slab vapor migration at the Building A Plating Shop and in the Building C Basement, since it co-occurred with a marker chemical (cis-1,2-dichloroethene) found only in sub-slab vapor samples.

Mitigation was recommended at locations where chemicals in sub-slab vapor are known to be present at high concentrations, based on the results of the first three rounds of sampling. Additional IAQ and SV sampling was also recommended to address areas of uncertainty identified during subsequent rounds of sampling. In response to these recommendations, a sub-slab vapor mitigation system was designed and installed from March 12–29, 2008 beneath the Building A Plating Shop and beneath the south end of the Building C Basement, with full system start-up completed on March 31, 2008. IAQ and SV sampling continue to date.

Section 3
2009 Indoor Air Quality and Vapor Intrusion Investigation Rounds 6 and 7

3.1 INVESTIGATION APPROACH AND GUIDANCE

The IAQ-SV investigation seeks to evaluate whether VOCs present in sub-slab vapors associated with soil and groundwater contamination at the site might be migrating into indoor air at MRC facilities. Key aspects of the investigative methodology include:

- A site reconnaissance by Tetra Tech industrial hygienists to identify IAQ sampling locations.
- Development of a site specific sampling plan based on information obtained during site reconnaissance and from reviews of historic information and reports.
- Sampling and analysis using methods designed to measure low VOC concentrations in air.
- Interpretation of results.

Relevant guidance used to develop and perform the investigation includes:

- "Draft Guidance for Evaluating the Vapor Intrusion to Indoor-Air Pathway from Groundwater and Soils" Docket ID No. RCRA-2002-0033 *Federal Register*: November 29, 2002 (Volume 67, Number 230) (USEPA, 2002).
- *Compendium of Methods for the Determination of Toxic Organic Compounds in Ambient Air, Second Edition,* "Compendium Method TO-15: Determination of VOCs in Air Collected in Specially-Prepared Canisters and Analyzed by Gas Chromatography/Mass Spectrometry (GC/MS)," Center for Environmental Research Information Office of Research and Development, U.S. Environmental Protection Agency, Cincinnati, Ohio 45268 January 1999 (USEPA/625/R-96/010b) (USEPA, 1999).
- *Voluntary Cleanup Program Guidance Document,* Environmental Restoration and Redevelopment Program, Maryland Department of the Environment, March 17, 2006 (MDE, 2006).

3.2 IAQ AND SUB-SLAB VAPOR SAMPLING AND ANALYSIS

3.2.1 IAQ and SV Sampling Events

Table 3-1 of the *IAQ Assessment Work Plan* (Tetra Tech, 2006b) presents the locations originally selected for IAQ sampling at the Middle River Complex. Over time, these locations have been shifted due to changes in the facility's layout and operations, or based on the results of each round of sampling. Locations sampled during Rounds 6 and 7 were identified during development of the *Work Plan Addendum Indoor Air and Sub-Slab Sampling Round 6* (Tetra Tech, 2009).

Discussions with Lockheed Martin identified locations to install new sub-slab vapor monitoring points (VMPs). These were oriented among the existing VMPs to provide a broader distribution of sampling locations to further evaluate areas where elevated IAQ results had been previously reported. New VMPs were beneath key areas of each building to establish a grid-like pattern of monitoring points across Buildings A, B, and C. 21 new VMPs were installed in June of 2009. This included 8 new VMPs on the first floor of Building A, 2 new VMPs on the first floor of Building B, 4 new VMPs in Building B Basement, and 7 new VMPs in the Building C Basement. The locations of the new VMPs as well as historic VMP locations are shown on Figures 3-2, 3-3, and 3-4. The new VMPs are designated by blue circles in an orange square while historic locations are designated by blue circles only.

All VMPs were stainless steel soil vapor probes installed into soils beneath the concrete building slabs. A bentonite seal was installed above the sampling zone. Quick setting, contaminant-free Portland cement was used to seal the installation at the surface. The sampling train was also sealed at the surface with non-VOC containing modeling clay. Sample tubing was closed using swage-lockloc® fittings (to prevent atmospheric infiltration). Sampling locations were finished to grade with flush-mounted protective monuments.

Leak testing was done using helium as a tracer gas to evaluate potential atmospheric infiltration. Helium was introduced into a five-gallon bucket sealed to the floor with non-VOC containing modeling clay and positioned over the sampling location. The bucket was equipped with an outlet for the Teflon® sampling tubing. A direct reading field instrument (Model MGD-2002 Multi-Gas Leak Locatormulti-gas leak locator) was used to monitor the sampling tube for the presence of helium. All new VMP locations were found to be tight, with no indication of atmospheric

infiltration. VMPs were inspected the week before field work was scheduled to begin to leave adequate time to repair any damaged locations. No damaged VMPs were identified however one location was inaccessible.

Locations for collecting IAQ samples were also identified. These were primarily co-located with VMP locations to evaluate potential relationships between sub-slab and IAQ results. IAQ sampling locations were also selected to further evaluate areas where elevated results had been previously reported. Figure 3-1 illustrates the background locations sampled during both rounds of sampling in 2009. Figure 3-2 illustrates the first-floor and basement sampling locations for Building A. Figure 3-3 illustrates the first floor and basement sampling locations in Building B. Figure 3 4 illustrates the basement sampling locations in Building C from the July and October 2009 field work.

Changes in sampling locations and identification schemes over the course of the investigation led to the development of sampling areas that could help analyze potential trends in the data. Each building was broken into areas encompassing multiple sampling locations. A table identifying which sampling locations are in each area is included with the historic data tables in Appendix F. These areas include:

- Building A North (AN)
- Building A South (AS)
- Building B South (BS)
- Building B Utility Tunnel North (BUN)
- Building B Utility Tunnel South (BUS)
- Building C Central (CC)
- Building C Basement Center (CBC)
- Building A Central (AC)
- Building B North (BN)
- Building B Basement North (BBN)
- Building B Utility Tunnel Center (BUC)
- Building C North (CN)
- Building C South (CS)
- Building C Basement North (CBN)
- Building A Plating Shop (APS)
- Building B Central (BC)
- Building C Basement South (CBS)

Round 6 — Round 6 sampling was performed July 7–8, 2009. During Round 6, 35 IAQ and 39 SV samples were sampled and analyzed from interior locations in Buildings A, B, and C. In addition to the IAQ and SV samples, ambient air samples were collected from four background locations.

During Round 6, sampling focused on locations in Buildings A, B, and C that had historic concentrations of TCE greater than 1 microgram per cubic meter ($\mu g/m^3$). Additional samples were used to further evaluate the potential extent of VOCs in indoor air in the corridors and tunnels in the northern portions of B and C Basements. These areas are bounded by sampling locations where TCE was previously detected. Round 6 sampling locations are identified by the number "6" at the end of the sample name on the figures and relevant tables. Attempts were made to collect samples at the locations specified in the *Work Plan Addendum*. The following observations were recorded during the Round 6 sampling episode in July 2009:

- The door to the loading dock (approximately 20 feet northwest of samples IAQ-A2-6 and co-located SV sample SV-A4-6) was open during the sampling period.
- Sample IAQ-A4-6 was placed on a desk approximately 20 feet south of its co-located SV sampling location (SV-A6-6) due to vehicle traffic in the area. A floor fan was operating in the sampling area
- An exterior door at the southwest corner of Building A was open near sampling location IAQ A8 6 and its co-located SV sampling location SV-A7-6.

Round 7 — Round 7 sampling was performed October 27–28, 2009. During Round 7, 40 IAQ and 39 SV samples were collected and analyzed from interior locations at Buildings A, B, and C. In addition to the IAQ and SV samples, ambient air samples were collected from four background locations. Round 7 sampling locations are identified by the number "7" at the end of the sample name on the figures and relevant tables. As in Round 6, sampling focused on those locations in Buildings A, B, and C that had historic concentrations of TCE greater than 1 $\mu g/m^3$. The new VMP locations installed before Round 6 (and co-located IAQ sampling locations) were sampled for the second time to further evaluate the potential extent of VOCs in the northern portions of B and C Basements and in Building A north and east of the Plating Shop. Additional IAQ samples were collected at locations not sampled during Round 6 including:

Building A

IAQ-A10-7 —— co-located with SV-A-2-7

IAQ-A11-7 —— co-located with SV-A-3-7

Building B

IAQ-B6-7 —— co-located with SV-B-1-7

Building-C

IAQ-C16-7 —— co-located with SV-C-6-7

Attempts were made to collect samples from the same locations used in previous rounds of air sampling. Several changes in MRC site operations and facility configuration affected the final locations for several samples collected during this round. The following observations were recorded for the October 2009 sampling:

- An exterior door to the loading dock was open approximately 20 feet west of sampling location SV-A1-7 and its co-located IAQ sampling location IAQ-A1-7.
- Sub-slab sampling location SV-B1-7 was inaccessible and could not be sampled, as it was covered by a large metal beam on the floor.
- Standing water from a restroom was on the floor around sub-slab sampling location SV-B2-7 and its co-located IAQ sample IAQ-B4-7.
- Location SV-C-7-7 was sampled twice due to a defective regulator. The first sample was voided and the second sample was submitted for analysis.
- Most large exterior doors were closed at the time of sampling due to weather (55° and rain), including those on the south side of Buildings B and C. Doors at the north and south sides of Building C Basement were also closed. Only the Building A door cited above was observed open

3.2.2 Sampling and Analysis

Sampling was performed in accordance with the methods described in the *IAQ Assessment Work Plan* (Tetra Tech, 2006b) and the *Work Plan Addendum Indoor Air and Sub-Slab Sampling Round 6* (Tetra Tech, 2009). IAQ and sub-slab sampling and analysis were performed in accordance with the USEPA "Method Toxic Organic 15" (TO-15) for collection and analysis of VOCs (USEPA, 1999). Sub-slab soil vapor samples were likewise collected in accordance with standard operating procedures developed by the USEPA Environmental Response Team for soil vapor sampling (USEPA, 1996), as well as methodologies developed by the USEPA Office of Research and Development (USEPA, 2004). IAQ and background air samples were collected over a six to eight hour period while SV samples were collected over a one hour period.

The facility-wide characterization now underway as part of the Maryland VCP has identified a list of chemicals as potential concern for vapor intrusion at MRC, which all samples were analyzed for. Note that an additional analyte, naphthalene, not on the list below, was inadvertently included

by the laboratory. It was evaluated in the same manner as all other analytes. These chemicals include:

- benzene
- chloroform
- 1,1-dichloroethane
- trans-1,2-dichloroethene
- methyl tertiary-butyl ether
- toluene
- 1,2,4-trichlorobenzene
- vinyl chloride
- carbon tetrachloride
- dichlorodifluoromethane
- cis-1,2-dichloroethene
- ethylbenzene
- tetrachloroethene
- total xylenes
- trichloroethene.

All samples were submitted to TestAmerica laboratories in Knoxville, Tennessee for analysis by gas chromatography/mass spectroscopy with cryogenic concentration (as described in Sections 9 and 10 of USEPA Method TO-15 [USEPA, 1999]). TestAmerica is certified in USEPA Method TO-15 analysis and meets all quality assurance/quality control requirements specified in the TO-15 methodology. All samples were stored at ambient temperatures and shipped via overnight carrier to the laboratory within 24 hours of collection. All samples were submitted and analyzed within the method's specified holding time. All appropriate chain of custody documentation was completed for each sample (see Appendix A). A table of method detection limits is included in Appendix B. Appendix C contains the laboratory analytical reports.

Analytical data were qualified (i.e., application of U, B, J, UJ, qualifiers) in accordance with USEPA *Functional Guidelines*. Attaching data qualifiers to analytical results signifies a quality control non-compliance. After validation, the following qualifiers were assigned to data that were found non-compliant:

- B indicating laboratory blank contamination;
- J indicating an estimated result where the result was less than the reporting limit; and,
- U indicating the chemical was not detected at the numerical detection -limit (sample specific quantitation limit) noted.
- UJ indicating the analyte is not present and the reported value is considered to be an estimated contract required quantitation limit (CRQL)

Data validation reports are included in Appendix D.

3.3 DATA ANALYSIS

IAQ -sample analytical results for all compounds except TCE were compared to screening levels for industrial air set forth in EPA's *Regional Screening Levels for Chemical Contaminants at Superfund Sites* (USEPA, 2008). The lowest of the carcinogenic (ca) or non-carcinogenic (nc) values for the COCs were used for the screening. Carcinogenic risk was evaluated at the $1\times10^{--5}$ (one in 100,000) risk level, in accordance with MDE requirements. MDE has specified 25 $\mu g/m^3$ as the screening level for TCE (MDE, 2009).

SV sampling results were compared to sub-slab vapor screening values derived in accordance with methods discussed in Appendix D of USEPA, 2002. Sub-slab vapor screening values were calculated by dividing the indoor air screening levels (USEPA, 2008) by a conservative attenuation factor of 0.1 obtained from USEPA, 2002. The sub-slab vapor screening value for TCE was calculated by dividing the MDE IAQ screening level by the attenuation factor of 0.1. The attenuation factor represents the factor by which subsurface vapor concentrations migrating into indoor -air spaces are reduced due to diffusive, advective, and/or other attenuating mechanisms. Simply stated, the attenuation factor is the ratio of the indoor air concentration of a constituent to its subsurface vapor concentration.

3.3.1 Round 6 Data Analysis

3.3.1.1 <u>Background IAQ Samples</u>

Analytical results for the Round 6 IAQ samples collected at background locations for the MRC are included in Table-3-1. These samples were collected from the same four locations used for previous rounds of IAQ sampling, including the northeast, northwest, southeast, and southwest fence lines, and as far from MRC operations as possible to reduce potential influences (Figure 3-1). As shown in Table 3-1, many COCs were detected in the background samples, but at concentrations less than their corresponding screening guidelines.

TCE was not detected in any background samples. COC detected in background samples that were also detected in IAQ samples include benzene, carbon tetrachloride, dichlorodifluoromethane, ethylbenzene, toluene, tetrachloroethene, and xylenes. A comparison of maximum Round 6 background concentrations to Round 6 indoor air concentrations (Appendix E) indicates that at most interior sampling locations the maximum background concentrations were

greater than interior concentrations for carbon tetrachloride (30 out of 36), dichlorodifluoromethane (29 of 36), ethylbenzene (32 of 36), and xylenes (34 of 36). This indicates that outside air may be the primary source of these contaminants observed in indoor air; however, localized elevations of these contaminants may be associated with site related sources.

3.3.1.2 Building A IAQ Samples

Results of the Round 6 IAQ samples collected in Building A are included in Table 3-2. Nine IAQ samples and one duplicate sample were collected from interior locations in Building A. Figure 3-2 illustrates the locations of the Building A samples. These data indicate the following:

- As shown in Table 3-2, TCE was detected in Building A indoor air, but at concentrations well below its screening level of 25 $\mu g/m^3$. The highest concentration of TCE (2.6 $\mu g/m^3$) was detected in Sample IAQ-A6-6, collected in the Building A Basement below the Plating Shop near Column D-20.

- No chemicals were found at concentrations in excess of their screening levels.

3.3.1.3 Building A SV Samples

Results of the Round 6 SV samples collected in Building A are included in Table 3-3. Eleven SV samples were collected from beneath the slab in Building A. Figure 3-2 illustrates the Building A SV sampling locations. Table 3-4 contains a side-by-side listing of the results of the SV and co-located IAQ samples collected in Building A. These data indicate the following:

- As shown in Table 3-3, TCE exceeded its screening level of 250 $\mu g/m^3$ at two locations: SV-A6-6 (2600 $\mu g/m^3$) and SV-18-A-6 (43,000 $\mu g/m^3$). SV-A6-6 was collected on the east-central side of Building A, north of the autoclaves, near Column B-24. SV-18-A-6 was collected in the Building A Basement beneath the Plating Shop near Column D-20.

- Sample SV-18-A-6 also had a 1,1-dichloroethene (1,1-DCE) concentration of 25,000 $\mu g/m^3$, exceeding its screening value of 8,800 $\mu g/m^3$.

- Sampling location SV-18-A-6 (where the highest TCE detection was found in sub-slab vapor) is co-located with sampling location IAQ-A6-6 (where the highest TCE concentration in indoor air was found, although it was below the IAQ screening level).

- Sampling location SV-17-A-6 had a chloroform concentration (81 $\mu g/m^3$) that exceeded its screening value of 53 $\mu g/m^3$. SV-17-A-6 is located in the Plating Shop near Column C-24.

- Naphthalene exceeded its screening value of 36 $\mu g/m^3$ in sampling locations SV-A-1-6 (260 $\mu g/m^3$), SV-A-4-6 (450 $\mu g/m^3$), and SV-A-5-6 (62 $\mu g/m^3$). SV-A-1-6 is in the

northwestern portion of Building A near Column D-5, SV-A-4-6 is in the west-central portion of Building A near Column D-17; SV-A-5-6 is in the east-central portion of Building A near Column B-17.

- As shown in Table 3-4, no locations where contaminant concentrations in SV exceeded screening levels had concentrations of the same contaminants above screening levels in corresponding IAQ samples.

- Chemical markers of potential sub-slab vapor intrusion were found in co-located sub-slab vapor and IAQ samples, including 1,1-DCE (SV-A-7-6 and IAQ-A8-6, SV-18-A-6, and IAQ-A6-6), and cis-1,2-DCE (SV-18-A-6 and IAQ-A6-6). 1,1-DCE was detected in one IAQ sample (IAQ-A9-6) at a very low level (0.15 $\mu g/m^3$) but was reported as "not detected" in its co-located SV sample. All of these samples are associated with the Plating Shop except SV-A-7-6 and IAQ-A8-6, which are located at the southwestern corner of Building A near Column F-43.

3.3.1.4 Building B IAQ Samples

Results of the Round 6 IAQ samples collected in Building B are included in Table 3-5. Eleven IAQ samples were collected from interior locations in Building B. Figure 3-3 illustrates the Building B sampling locations. These data indicate the following:

- As shown in Table 3-5, TCE was detected in Building B at concentrations well below its screening level of 25 $\mu g/m^3$. The highest concentration of TCE (1.8 $\mu g/m^3$) was detected in sample IAQ-B5-6, collected in the northern portion of the Building B Basement utility tunnel near column GG-14.

- Naphthalene slightly exceeded its screening level (3.6 $\mu g/m^3$) in sample IAQ-B10-6 (3.8 $\mu g/m^3$), in collected from the western portion of the Building B Basement east-west utility tunnel near Column GH-26.

- No other chemicals were found at concentrations in excess of their screening levels.

3.3.1.5 Building B SV Samples

Results of the Round 6 SV samples collected in Building B are included in Table 3-6. Twelve SV samples and one duplicate sample were collected from beneath the slab in Building B. Figure 3 3 illustrates the Building B SV sampling locations. Table 3-7 contains a side by side listing of the results of the SV and co-located IAQ samples collected in Building B. These data indicate the following:

- As shown in Table 3-6, TCE was detected beneath Building B, but at concentrations below its screening level of 250 $\mu g/m^3$. The highest concentration of TCE (72 $\mu g/m^3$) was

detected in sample ISG-10-B-6, collected in the northeastern portion of the Building B Basement near Column GL-4.

- Naphthalene exceeded its screening level (36 µg/m^3) at sampling location SV-B-1-6 (170 µg/m^3). This sample was collected from the west end of the east-west corridor on the north-western side of the Building B Basement, near Column GA-9.

- Carbon tetrachloride exceeded its screening level (82 µg/m^3) at sampling location ISG-09-B6 (430 µg/m^3). This sample was collected from the northern end of the north-south corridor in the north-central portion of the Building B Basement, near Column GF-2.

- As shown in Table 3 7, no locations where contaminant concentrations in SV exceeded screening levels had concentrations of the same contaminants above screening levels in corresponding IAQ samples.

- Chemical markers of potential sub-slab vapor intrusion, including 1,1-DCE and cis-1,2-DCE, were detected at very low levels (0.094 µg/m^3-0.41 µg/m^3) in five IAQ samples (IAQ-B3-6, IAQ-B5-6, IAQ-B7-6, IAQ-B8-6, and IAQ-B9-6), but were reported as "not detected" in their co-located SV samples. These samples were all collected in the Building B Basement north-south utility tunnel.

3.3.1.6 Building C IAQ Samples

Results of the Round 6 IAQ samples collected in Building C are included in Table 3-8. Fifteen IAQ samples were collected from interior locations in Building C. Figure 3-4 illustrates the Building C sampling locations. These data indicate the following:

- As shown in Table 3-8, TCE was detected in Building C, but at concentrations below its screening level of 25 µg/m^3. The highest concentration of TCE (12 µg/m^3) was detected in sample IAQ C1-6, which was collected from a central location on the southern wall of the Building C Basement, near Column R-35.

- Naphthalene slightly exceeded its screening level (3.6 µg/m^3) in two samples: IAQ-C7-6 (3.9 µg/m^3) and IAQ-C-14-6 (4 µg/m^3). IAQ-C7-6 collected from the south-central portion of the Building C Basement, near Column O-24. IAQ-C-14-6 was collected from the northern portion of the Building C Basement, near the midpoint of the east-west corridor (Column O-6).

- No other chemicals were found at concentrations in excess of their screening levels.

3.3.1.7 Building C SV Samples

Results of the Round 6 SV samples collected in Building C are included in Table 3-9. Sixteen SV samples and two duplicate samples were collected from beneath the slab in Building C. Figure 3-4 illustrates the Building C SV sampling locations. Table 3-10 contains a side-by-side listing of the

results of the SV and co-located IAQ samples collected in Building C. These data indicate the following:

- As shown in Table 3-9, TCE exceeded its screening level of 250 $\mu g/m^3$ at three locations: SV-C4-6 (260 $\mu g/m^3$), ISG-03-C-6 (280 $\mu g/m^3$), and SV-1-C-6 (270 $\mu g/m^3$). SV-C4-6 is located in the central portion of the Building C Basement (Column O-24). ISG-03-C-6 is located on the western side of the Building C Basement at the entrance to the east-west utility tunnel. Sampling location SV-1-C-6 is centrally located on the southern wall of the Building C Basement near Column R-35.

- Naphthalene exceeded its screening level (36 $\mu g/m^3$) in three SV samples: SV-C-6-6 (690 $\mu g/m^3$), ISG-12-C-6 (170 $\mu g/m^3$) and its duplicate ISG-12-C-6D (60 $\mu g/m^3$), and ISG-14-C-6 (440 $\mu g/m^3$). SV-C-6-6 is at the southwest corner of the Building C Basement near Column L-35. ISG-12-C-6 is at the northern end of the north-south hallway along the eastern side of the Building C Basement near column T-2. ISG-14-C-6 is at the central section of the north-south hallway along the eastern side of the Building C Basement near Column T-12.

- Sample SV-3-C-6 had an ethylbenzene concentration equal to its screening value (490 $\mu g/m^3$). This sample was collected from the central section of the north-south hallway along the eastern side of the Building C Basement near Column T-17.

- As shown in Table 3-10, no locations where contaminant concentrations in SV exceeded screening levels had concentrations of the same contaminants above screening levels in corresponding IAQ samples. Sampling location SV-1-C-6 (where TCE exceeded its screening level in sub-slab vapor) is co-located with IAQ-C1-6 (where the highest concentration of TCE was detected in IAQ samples, although it was still below the IAQ screening level for TCE).

- cis-1,2-DCE, a chemical marker of potential sub-slab vapor intrusion, was found in two co-located sub-slab vapor and IAQ samples. SV-C-1-6 (270 $\mu g/m^3$) and IAQ-C1-6 (9.5 $\mu g/m^3$) were collected from a central location on the southern wall of the Building C Basement, near Column R-35. SV-C-3-6 (45 $\mu g/m^3$) and IAQ-C9-6 (0.12 $\mu g/m^3$) were collected from the central section of the north-south hallway, along the eastern side of the Building C Basement near Column T-17. 1,1-DCE, also a chemical marker of potential sub-slab vapor intrusion was found at low levels (0.054 $\mu g/m^3$) in three IAQ samples (IAQ C14-6, IAQ-C9-6, IAQ-C3-6), but was reported as "not detected" in co-located SV samples.

3.3.2 Round 6 Summary

In summary, analytical results for the Round 6 IAQ and SV samples collected in Buildings A, B, and C indicate the following:

- TCE was found in IAQ samples in Buildings A, B, and C, but at concentrations below its screening level. The highest concentrations of TCE in IAQ samples were found at

locations where it has been historically found and sub-surface contamination is known to be present (Building A Plating Shop, southern portion of the Building C Basement).

- Naphthalene exceeded its IAQ screening level at three locations in the MRC. One location is in the east-west utility tunnel in the Building B Basement (IAQ-B10-6), one is in the west-central (IAQ-C7-6) portion of the Building C Basement, and one is in the northern part (IAQ-C14-6) of the Building C Basement.

- Chemical markers of potential sub-slab vapor intrusion were found at low concentrations in IAQ samples in Buildings A, B, and C and in some co-located IAQ and SV samples in Buildings A and C. The co-located IAQ and SV samples were collected from locations where chlorinated solvent contamination is known to be present in the sub-surface (southern part of Building A, including the Plating Shop and the southern part of the Building C Basement). Absent chemical markers in both IAQ and co-located SV samples, the source of these chemicals is uncertain, as too whether they were transported to these locations via ventilation or another conduit.

- TCE was detected at concentrations above its SV screening level in two SV samples collected in Building A: SV-18-A-6 (43,000 $\mu g/m^3$) and SV-A-6-6 (2600 $\mu g/m^3$). SV-18-A-6 located was collected in the Building A Basement, where subsurface contamination is known present. This location has had persistently elevated concentrations of TCE and other subsurface contaminants, including 1,1-DCE, which was detected at a concentration (25,000 $\mu g/m^3$) that exceeded its SV screening level. The extent of sub-slab contamination around SV-18 is unknown due to the absence of additional SV samples. Soil borings collected in surrounding areas during the Site Characterization Study did not have highly elevated TCE concentrations, but no further SV sampling was performed to bound the SV contamination at this location.

- SV-A-6-6 is east of the Plating Shop in the main north--south hallway across from the Bonding Lay-Up Room. This is a new sampling location where TCE was detected in sub-slab vapor above its screening level; it is farthest east of the Plating Shop in Building A. No samples were collected between this location and the Plating Shop to the west, so whether the contaminant source is the same is uncertain. The extent of sub-slab vapor contamination in this area cannot be bounded because no other samples were collected in the immediate area to the north, south, or east.

- Chloroform was detected at a concentration above its SV screening level in one SV sample collected in the southern portion of the Building A Plating Shop: SV-17A-6 (81 $\mu g/m^3$).

- TCE was detected at concentrations above its SV screening level in three samples (SV-C-4-6, ISG-3-C-6, and SV-1-C-6) collected in the Building C Basement. Detected concentrations of TCE were similar among these samples; SV-C-4-6 (260 $\mu g/m^3$), ISG-3-C-6 (280 $\mu g/m^3$), and SV-1-C-6 (270 $\mu g/m^3$). Sample SV-1-C-6 was collected from the southern aspect of the Building C Basement in the area of known sub-slab contamination. Sampling locations SV-C-4 and ISG-3 are north of SV-1-C. Samples collected between these two areas demonstrated only low levels of TCE. Another source of sub-slab contamination may be responsible for the TCE identified at these locations.

3.3.3 Round 7 Data Analysis

3.3.3.1 Background IAQ Samples

Results of the Round 7 IAQ samples collected at background locations for the MRC are included in Table 3-11. These samples were collected from the same four locations used for previous rounds of IAQ sampling, including the northeast, northwest, southeast, and southwest fence lines, and as far from MRC operations as possible to reduce potential influences (Figure 3-1). As shown in Table 3-11, many COC were detected in the background samples, but at concentrations less than their corresponding screening guidelines. TCE was detected in background sample BCK-2-7 at a concentration (0.56 $\mu g/m^3$) well below its screening level of 25 $\mu g/m^3$. Sample BCK-2-7 was collected at the southwest corner of the MRC property line where it borders Tilley Chemical.

COC detected in background samples that were also detected in IAQ samples include 1,2-dichloroethane, benzene, carbon tetrachloride, chloroform, dichlorodifluoromethane, ethylbenzene, toluene, tetrachloroethene, trichloroethene, and xylenes. A comparison of maximum background concentrations to indoor air concentrations, as was performed in Round 6 (Appendix E), indicates that at most interior sampling locations, the maximum background concentrations were greater than interior concentrations for benzene (39 out of 40), carbon tetrachloride (40 out of 40), dichlorodifluoromethane (38 of 40), ethylbenzene (26 of 40), tetrachloroethene (30 out of 40), trichloroethene (38 out of 40), and xylenes (29 of 40). This indicates that outside air may be the primary source of these contaminants observed in indoor air; however, localized elevations of these contaminants may be associated with site-related sources.

3.3.3.2 Building A IAQ Samples

Results of the Round 7 IAQ samples collected in Building A are included in Table 3-12. Eleven IAQ samples and one duplicate sample were collected from interior locations in Building A. Figure 3 2 illustrates the Building A sampling locations. These data indicate the following:

- As shown in Table 3-12, TCE was detected in Building A indoor air, but at concentrations well below its screening level of 25 $\mu g/m^3$. The highest concentration of TCE (0.7 $\mu g/m^3$) was detected in Sample IAQ-A6-7, collected in the Building A Basement below the Plating Shop, near Column D-20. This was also the Round 6 location with the highest concentration of TCE (2.6 $\mu g/m^3$) in Building A IAQ samples. The concentration of TCE at this location dropped between Rounds 6 and 7.

- No chemicals were found at concentrations in excess of their screening levels.

3.3.3.3 Building A SV Samples

Results of the Round 7 SV samples collected in Building A are included in Table 3-13. Eleven SV samples were collected from beneath the slab in Building A. Figure 3-2 illustrates the Building A SV sampling locations. Table 3 14 contains a side-by-side listing of the results of the SV and co-located IAQ samples collected in Building A. These data indicate the following:

- As shown in Table 3-13, TCE exceeded its screening level of 250 µg/m^3 at two locations: SV-A6-7 (1900 µg/m^3) and SV-18-A-7 (63,000 µg/m^3). SV-A6-7 was collected on the east-central side of Building A, north of the autoclaves near Column B-24. SV-18-A-7 was collected in the Building A Basement, beneath the Plating Shop near Column D-20. These two locations were also the only SV locations in Building A that exceeded the TCE screening level in Round 6, SV-A6-6 (2600 µg/m^3) and SV-18-A-6 (43,000 µg/m^3). The concentration of TCE at location SV-A6 rose between Rounds 6 and 7, but fell at location SV-18.

- Sample SV-18-A-7 had a 1,1-dichloroethane (1,1-DCA) concentration (11,000 µg/m^3) that exceeded its screening value of 770 µg/m^3, and a 1,1-DCE concentration (43,000 µg/m^3) that exceeded its screening value of 8,800 µg/m^3. The concentration of 1,1-DCE at this location is higher than in Round 6, when sample SV-18-A-6 had a 1,1-DCE concentration of 25,000 µg/m^3.

- Sampling location SV-18-A-7, where the highest TCE detection was found in sub-slab vapor is co-located with sampling location IAQ-A6-7, where the highest TCE concentration in indoor air was found (although it was below the IAQ screening level). This was also the Round 6 location with the highest concentration of TCE in Building A SV and IAQ samples.

- As seen on shown in Table 3-14, no locations where contaminant concentrations in SV exceeded screening levels had concentrations of the same contaminants above screening levels in corresponding IAQ samples.

- 1,1-DCE, a chemical marker of potential sub-slab vapor intrusion, was found in sub-slab vapor sample SV-18-A-7 (43,000 µg/m^3) and its co-located IAQ sample IAQ-A6-7 (0.14 µg/m^3). The result for IAQ-A6-7 was J-qualified, indicating an estimated result. These samples were collected from the Building A Basement, below the Plating Shop.

3.3.3.4 Building B IAQ Samples

Results of the Round 7 IAQ samples collected in Building B are included in Table 3-15. Twelve IAQ samples were collected from interior locations in Building B. Figure 3-3 illustrates the Building B sampling locations. These data indicate the following:

- As shown in Table 3-15, TCE was detected in Building B, but at concentrations well below its screening level of 25 µg/m^3. The highest concentration of TCE (0.24 µg/m^3) was detected in sample IAQ-B13-7, collected in the southeastern portion of the Building B first-floor assembly area.

- No other chemicals were found at concentrations in excess of their screening levels.

3.3.3.5 Building B SV Samples

Results of the Round 7 SV samples collected in Building B are included in Table 3-16. Eleven SV samples and one duplicate sample were collected from beneath the slab in Building B. Figure 3-3 illustrates the Building B SV sampling locations. Table 3-17 contains a side-by-side listing of the results of the SV and co-located IAQ samples collected in Building-B. These data indicate the following:

- As shown in Table 3-16, TCE was detected beneath Building B, but at concentrations below its screening level of 250 µg/m^3. The highest concentration of TCE (44 µg/m^3) was detected in sample ISG-10-B-7, collected in the northeastern portion of the Building B Basement, near column GL-4. This was also the Round 6 location with the highest concentration of TCE (72 µg/m^3) in Building B SV samples. The concentration of TCE at this location has decreased between Rounds 6 and 7.

- No other chemicals were found at concentrations in excess of their screening levels.

- A very low level of the chemical marker of potential sub-slab vapor intrusion cis-1,2-DCE was detected in sample IAQ-B4-7 (0.11 µg/m^3) but was reported as not detected in its co-located SV sample SV-B-2-7. These samples were collected in the north central part of the Building B Basement east of the north-south utility tunnel.

3.3.3.6 Building C IAQ Samples

The results of the Round 7 IAQ samples collected in Building C are included in Table 3-18. Fifteen IAQ samples and one duplicate sample were collected from interior locations in Building C. Figure 3-4 illustrates the locations of the Building C samples. A review of the data indicated the following:

- As shown in Table 3-18, TCE was detected in Building C but at concentrations below its screening level of 25 µg/m^3. The highest concentration of TCE (0.88 µg/m^3) was detected in Sample IAQ-C1-7 centrally located on the southern wall of the Building C Basement near Column R-35. This was also the Round 6 location with the highest concentration of TCE (12 µg/m^3) in Building C IAQ samples. The concentration of TCE at this location decreased between Rounds 6 and 7.

- No other chemicals were found at concentrations in excess of their screening levels.

3.3.3.7 Building C SV Samples

Results of the Round 7 SV samples collected in Building C are included in Table 3-19. Sixteen SV samples were collected from beneath the slab in Building C. Figure 3-4 illustrates the Building C SV sampling locations. Table 3-20 contains a side-by-side listing of the results of the SV and co-located IAQ samples collected in Building C. These data indicate the following:

- As shown in Table 3-19, TCE exceeded its screening level of 250 µg/m^3 at two locations: SV-C4-7 (560 µg/m^3) and SV-1-C-7 (330 µg/m^3). SV-C4-7 was collected in the central portion of the Building C Basement (Column column O-24). Sample SV-1-C-7 was collected from a central location on the southern wall of the Building C Basement, near Column R-35. Both of these samples had concentrations of TCE that exceeded the TCE screening level in Round 6: SV-C4-6 (260 µg/m^3) and SV-1-C-6 (270-µg/m^3). The concentration of TCE at these locations was higher in Round 7 than in Round 6.

- Naphthalene exceeded its screening level (36 µg/m^3) in sample ISG-14-C-7 (750-µg/m^3). ISG-14-C-7 was collected from the central section of the north-south hallway, along the eastern side of the Building C Basement near ColumnT-12. Naphthalene was also detected at a concentration (440 µg/m^3) above its SV screening level at this location during Round 6. The concentration of naphthalene at this location was higher in Round 7 than in Round 6.

- As shown in Table 3-20, no locations where contaminant concentrations in SV exceeded screening levels had concentrations of the same contaminants above screening levels in corresponding IAQ samples. However, SV sample SV-1-C-7, which exceeded its screening level, is co-located with IAQ-C1-7, where the highest detection of TCE was found in Building C during Round 7.

- 1,1-DCE, a chemical marker of potential sub-slab vapor intrusion, was found in very low concentrations in sub-slab vapor sample SV-C-4-7 (0.43 µg/m^3) and its co-located IAQ sample IAQ-C7-7 (0.069 µg/m^3). SV-C-4-7 was collected in the central portion of the Building C Basement (Column O-24). This is a location where TCE was detected in SV above its screening level in Round 6. 1,1-DCE was also detected at a low concentration in IAQ sample IAQ-C9-7 (0.087 µg/m^3), but was reported as "not detected" in its co-located SV sample SV-C-3-7. These samples were collected from the east-central section of the Building C Basement.

3.3.4 Round 7 Summary

In summary, analytical results for the Round 7 IAQ and SV samples collected in Buildings A, B, and C indicate the following:

- TCE was found in IAQ samples in Buildings A, B, and C, but at concentrations below its screening level. The highest concentrations of TCE in IAQ samples were found at locations where it has been historically found and sub-surface contamination is known to be present (Building A Plating Shop, southern portion of Building C Basement).

- The location of the maximum IAQ TCE concentration in Building A was the same as in Rounds 6 and 7. The concentration of TCE at this location dropped between Rounds 6 and 7.

- The location of the maximum IAQ TCE concentration in Building C was the same as in Rounds 6 and 7. The concentration of TCE at this location dropped between Rounds 6 and 7.

- No other chemicals were found at concentrations in excess of their IAQ screening levels.

- Chemical markers of potential sub-slab vapor intrusion were found at low concentrations in IAQ samples in Buildings A, B, and C and in some co-located IAQ and SV samples in Buildings A and C. The co-located IAQ and SV samples were in locations where chlorinated solvent contamination is known to be present in the sub-surface (i.e., the southern part of Building A (including the Plating Shop), and the southern part of the Building C Basement). Absent chemical markers in both IAQ and co-located SV samples, the source(s) of these chemicals or how they were transported to these locations (when they are found distant from known subsurface contamination) is uncertain.

- TCE was detected at concentrations above its SV screening level in two Building A SV samples: SV-18-A-7 (63,000 $\mu g/m^3$) and SV-A-6-7 (1,900 $\mu g/m^3$). The concentration of TCE at location SV-A-6 was higher from between Rounds 6 and 7, whereas it fell at location SV-18. Whether the source of sub-slab contamination at SV-A-6 is related to the Building A Plating Shop is unknown, as previously discussed, due to the absence of sampling locations between them.

- SV-18-A-7 was collected in the Building A Basement where subsurface contamination is known present. This location has had persistently elevated concentrations of TCE and other subsurface contaminants, including 1,1-DCE, which was detected at a concentration (43,000 $\mu g/m^3$) that exceeded its SV screening level. The concentration of 1,1-DCE was higher in Round 7 than Round 6 at this location wherein Round 7 than in Round 6, when sample SV-18-A-6 had a 1,1-DCE concentration of 25,000 $\mu g/m^3$. Sample SV-18-A-7 also had a 1,1-dichloroethane (1,1-DCA) concentration (1,100 $\mu g/m^3$) that exceeded its screening value of 770 $\mu g/m^3$, increasing from its Round 6 concentration of 650 $\mu g/m^3$. As previously discussed, the extent of sub-slab contamination around SV-18 is unknown due to the absence of SV samples in surrounding areas of the Building A Basement.

- SV-A-6-7 is located east of the Plating Shop in the main north-south hallway, across from the Bonding Lay-Up Room. This is the second time at this location that TCE was detected in sub-slab vapor above its screening level. It is also the farthest SV sampling location east of the Plating Shop in Building A.

- Sample ISG-10-B-7, collected in the northeastern portion of the Building B Basement near Column GL-4, had the highest concentration of TCE detected in Building B during

Round 7 (44 µg/m^3), as was also the case in Round 6 (72 µg/m^3). The concentration of TCE at this location decreased between Rounds 6 and 7.

- TCE was detected at concentrations above its SV screening level in two samples (SV-4-C-7 and SV-1-C-7) collected in the Building C Basement. Sample SV-1-C-7 was collected from the southern portion of the basement where subsurface contamination is known to be present. Sample SV-4-C-7 was collected north of SV-1-C-7 in the central part of the basement. Detected concentrations of TCE were similar among these samples: SV-C-4-7 (560 µg/m^3), and SV-1-C-7 (330 µg/m^3). Both of these samples had concentrations of TCE that exceeded the TCE screening level in Round 6: SV-C-4-6 9260 µg/m^3), and SV-1-C-6 (270 µg/m^3). The concentration of TCE at these locations was higher in Round 7 than in Round 6. As in Round 6, TCE concentrations in the samples collected between these two areas were either reported as "non-detected" or demonstrated only low levels of TCE. Another source of sub-slab contamination may be responsible for the TCE identified at sampling locations north of the known contaminant zone in the Building C Basement.

- Naphthalene exceeded its screening level (36 µg/m^3) in sample ISG-14-C-7 (750 µg/m^3). This was also the Round 6 sampling location with the highest concentration of naphthalene (440 µg/m^3) in Building C SV samples. The concentration of naphthalene at this location was higher in Round 7 than in Round 6.

TABLE 3-1

IAQ BACKGROUND SAMPLE RESULTS, JULY 2009
LOCKHEED MARTIN MIDDLE RIVER COMPLEX
MIDDLE RIVER, MARYLAND

Sample ID	Analyte	Result (ug/m^3)	Qualifier	OSHA PEL ug/m3	Industrial Air Screening Level ug/m^3	Key
BCK-1-6	1,1-DICHLOROETHANE	0.04	U	4.00E+05	77	ca
BCK-1-6	1,1-DICHLOROETHENE	0.052	U	----	880	nc
BCK-1-6	1,2,4-TRICHLOROBENZENE	0.29	U	4.00E+04[N]	18	nc
BCK-1-6	1,2-DICHLOROETHANE	0.077	U	4.00E+05	4.7	ca
BCK-1-6	BENZENE	0.36		3.19E+02	16	ca
BCK-1-6	CARBON TETRACHLORIDE	0.6		6.29E+04	8.2	ca
BCK-1-6	CHLOROFORM	0.1	J	2.40E+05	5.3	ca
BCK-1-6	CIS-1,2-DICHLOROETHENE	0.095	U	7.90E+05	----	----
BCK-1-6	DICHLORODIFLUOROMETHANE	2.5		4.95E+06	880	nc
BCK-1-6	ETHYLBENZENE	0.27	J	4.35E+05	49	ca
BCK-1-6	METHYL TERT-BUTYL ETHER	0.25	U	1.80E+05[A]	470	ca
BCK-1-6	METHYLENE CHLORIDE	1.1	B	8.70E+04	260	ca
BCK-1-6	NAPHTHALENE	0.19	U	5.00E+01	3.6	ca
BCK-1-6	TETRACHLOROETHENE	0.11	U	6.78E+05	21	ca
BCK-1-6	TOLUENE	1.8		7.54E+05	22000	nc
BCK-1-6	TOTAL XYLENES	1.11	J	4.34E+05	440	nc
BCK-1-6	TRANS-1,2-DICHLOROETHENE	0.079	U	7.90E+05	260	nc
BCK-1-6	TRICHLOROETHENE	0.075	U	5.37E+05	25[M]	ca
BCK-1-6	VINYL CHLORIDE	0.074	U	2.16E+04	28	ca
BCK-2-6	1,1-DICHLOROETHANE	0.04	U	4.00E+05	77	ca
BCK-2-6	1,1-DICHLOROETHENE	0.052	U	----	880	nc
BCK-2-6	1,2,4-TRICHLOROBENZENE	0.29	U	4.00E+04[N]	18	nc
BCK-2-6	1,2-DICHLOROETHANE	0.077	U	4.00E+05	4.7	ca
BCK-2-6	BENZENE	0.29		3.19E+02	16	ca

TABLE 3-1

IAQ BACKGROUND SAMPLE RESULTS, JULY 2009
LOCKHEED MARTIN MIDDLE RIVER COMPLEX
MIDDLE RIVER, MARYLAND

Sample ID	Analyte	Result (ug/m^3)	Qualifier	OSHA PEL ug/m3	Industrial Air Screening Level ug/m^3	Key
BCK-2-6	CARBON TETRACHLORIDE	0.54		6.29E+04	8.2	ca
BCK-2-6	CHLOROFORM	0.1	J	2.40E+05	5.3	ca
BCK-2-6	CIS-1,2-DICHLOROETHENE	0.095	U	7.90E+05	----	----
BCK-2-6	DICHLORODIFLUOROMETHANE	2.6		4.95E+06	880	nc
BCK-2-6	ETHYLBENZENE	2.5		4.35E+05	49	ca
BCK-2-6	METHYL TERT-BUTYL ETHER	0.25	U	1.80E+05[A]	470	ca
BCK-2-6	METHYLENE CHLORIDE	1.4	B	8.70E+04	260	ca
BCK-2-6	NAPHTHALENE	0.19	U	5.00E+01	3.6	ca
BCK-2-6	TETRACHLOROETHENE	0.13	J	6.78E+05	21	ca
BCK-2-6	TOLUENE	3.4		7.54E+05	22000	nc
BCK-2-6	TOTAL XYLENES	24.2		4.34E+05	440	nc
BCK-2-6	TRANS-1,2-DICHLOROETHENE	0.079	U	7.90E+05	260	nc
BCK-2-6	TRICHLOROETHENE	0.075	U	5.37E+05	25[M]	ca
BCK-2-6	VINYL CHLORIDE	0.074	U	2.16E+04	28	ca
BCK-3-6	1,1-DICHLOROETHANE	0.04	U	4.00E+05	77	ca
BCK-3-6	1,1-DICHLOROETHENE	0.052	U	----	880	nc
BCK-3-6	1,2,4-TRICHLOROBENZENE	0.29	U	4.00E+04[N]	18	nc
BCK-3-6	1,2-DICHLOROETHANE	0.077	U	4.00E+05	4.7	ca
BCK-3-6	BENZENE	0.42		3.19E+02	16	ca
BCK-3-6	CARBON TETRACHLORIDE	0.61		6.29E+04	8.2	ca
BCK-3-6	CHLOROFORM	0.12	J	2.40E+05	5.3	ca
BCK-3-6	CIS-1,2-DICHLOROETHENE	0.095	U	7.90E+05	----	----
BCK-3-6	DICHLORODIFLUOROMETHANE	2.6		4.95E+06	880	nc
BCK-3-6	ETHYLBENZENE	0.27	J	4.35E+05	49	ca
BCK-3-6	METHYL TERT-BUTYL ETHER	0.25	U	1.80E+05[A]	470	ca

TABLE 3-1

IAQ BACKGROUND SAMPLE RESULTS, JULY 2009
LOCKHEED MARTIN MIDDLE RIVER COMPLEX
MIDDLE RIVER, MARYLAND

Sample ID	Analyte	Result (ug/m^3)	Qualifier	OSHA PEL ug/m3	Industrial Air Screening Level ug/m^3	Key
BCK-3-6	METHYLENE CHLORIDE	1.3	B	8.70E+04	260	ca
BCK-3-6	NAPHTHALENE	0.2	J	5.00E+01	3.6	ca
BCK-3-6	TETRACHLOROETHENE	0.12	J	6.78E+05	21	ca
BCK-3-6	TOLUENE	2.1		7.54E+05	22000	nc
BCK-3-6	TOTAL XYLENES	0.97	J	4.34E+05	440	nc
BCK-3-6	TRANS-1,2-DICHLOROETHENE	0.079	U	7.90E+05	260	nc
BCK-3-6	TRICHLOROETHENE	0.075	U	5.37E+05	25[M]	ca
BCK-3-6	VINYL CHLORIDE	0.074	U	2.16E+04	28	ca
BCK-4-6	1,1-DICHLOROETHANE	0.04	U	4.00E+05	77	ca
BCK-4-6	1,1-DICHLOROETHENE	0.052	U	----	880	nc
BCK-4-6	1,2,4-TRICHLOROBENZENE	0.29	U	4.00E+04[N]	18	nc
BCK-4-6	1,2-DICHLOROETHANE	0.083	J	4.00E+05	4.7	ca
BCK-4-6	BENZENE	0.45		3.19E+02	16	ca
BCK-4-6	CARBON TETRACHLORIDE	0.72		6.29E+04	8.2	ca
BCK-4-6	CHLOROFORM	0.13	J	2.40E+05	5.3	ca
BCK-4-6	CIS-1,2-DICHLOROETHENE	0.095	U	7.90E+05	----	----
BCK-4-6	DICHLORODIFLUOROMETHANE	2.9		4.95E+06	880	nc
BCK-4-6	ETHYLBENZENE	0.24	J	4.35E+05	49	ca
BCK-4-6	METHYL TERT-BUTYL ETHER	0.25	U	1.80E+05[A]	470	ca
BCK-4-6	METHYLENE CHLORIDE	1.1	B	8.70E+04	260	ca
BCK-4-6	NAPHTHALENE	0.27	J	5.00E+01	3.6	ca
BCK-4-6	TETRACHLOROETHENE	0.13	J	6.78E+05	21	ca
BCK-4-6	TOLUENE	1.5		7.54E+05	22000	nc
BCK-4-6	TOTAL XYLENES	0.87	J	4.34E+05	440	nc
BCK-4-6	TRANS-1,2-DICHLOROETHENE	0.079	U	7.90E+05	260	nc

TABLE 3-1

IAQ BACKGROUND SAMPLE RESULTS, JULY 2009
LOCKHEED MARTIN MIDDLE RIVER COMPLEX
MIDDLE RIVER, MARYLAND

Sample ID	Analyte	Result (ug/m^3)	Qualifier	OSHA PEL ug/m3	Industrial Air Screening Level ug/m^3	Key
BCK-4-6	TRICHLOROETHENE	0.075	U	5.37E+05	25^M	ca
BCK-4-6	VINYL CHLORIDE	0.074	U	2.16E+04	28	ca

Notes:

Shaded cells indicate concentration greater than risk-based screening level
Industrial Air Screening Levels from USEPA Regional Screening Levels for Chemical Contaminants at Superfund Sites Apr-09
OSHA PEL = Occupational Safety and Health Administration Pemissible Exposure Limit
N = National Institute for Occupational Safety and Health Recommended Exposure Limit
A = American Council of Governmental Industrial Hygienists Theshold Limit Value
M = MDE screening level for trichloroethene
-- = not available
U = nondetect
ug/m3 = micrograms per cubic meter
ca = screening value based on $1x\ 10^{-5}$ carcinogenic risk
nc = screening value based on noncarcinogenic hazard index = 1

TABLE 3-2

IAQ SAMPLE RESULTS, BUILDING A, JULY 2009
LOCKHEED MARTIN MIDDLE RIVER COMPLEX
MIDDLE RIVER, MARYLAND

Sample ID	Analyte	Result (ug/m^3)	Qualifier	OSHA PEL ug/m3	Industrial Air Screening Level ug/m^3	Key
IAQ-A1-6	1,1-Dichloroethane	0.04	U	4.00E+05	77	ca
IAQ-A1-6	1,1-Dichloroethene	0.052	U	----	880	nc
IAQ-A1-6	1,2,4-Trichlorobenzene	0.29	U	4.00E+04[N]	18	nc
IAQ-A1-6	1,2-Dichloroethane	0.089	J	4.00E+05	4.7	ca
IAQ-A1-6	Benzene	0.86		3.19E+02	16	ca
IAQ-A1-6	Carbon Tetrachloride	0.77		6.29E+04	8.2	ca
IAQ-A1-6	Chloroform	0.14	J	2.40E+05	5.3	ca
IAQ-A1-6	Cis-1,2-Dichloroethene	0.095	U	7.90E+05	----	----
IAQ-A1-6	Dichlorodifluoromethane	2.6		4.95E+06	880	nc
IAQ-A1-6	Ethylbenzene	0.62		4.35E+05	49	ca
IAQ-A1-6	Methyl Tert-Butyl Ether	0.25	U	1.80E+05[A]	470	ca
IAQ-A1-6	Methylene Chloride	5.7		8.70E+04	260	ca
IAQ-A1-6	Naphthalene	0.27	J	5.00E+01	3.6	ca
IAQ-A1-6	Tetrachloroethene	0.11	U	6.78E+05	21	ca
IAQ-A1-6	Toluene	5.9		7.54E+05	22000	nc
IAQ-A1-6	Total Xylenes	2.61		4.34E+05	440	nc
IAQ-A1-6	Trans-1,2-Dichloroethene	0.079	U	7.90E+05	260	nc
IAQ-A1-6	Trichloroethene	0.075	U	5.37E+05	25[M]	ca
IAQ-A1-6	Vinyl Chloride	0.074	U	2.16E+04	28	ca
IAQ-A2-6	1,1-Dichloroethane	0.04	U	4.00E+05	77	ca
IAQ-A2-6	1,1-Dichloroethene	0.052	U	----	880	nc
IAQ-A2-6	1,2,4-Trichlorobenzene	0.29	U	4.00E+04[N]	18	nc
IAQ-A2-6	1,2-Dichloroethane	0.077	U	4.00E+05	4.7	ca
IAQ-A2-6	Benzene	0.61		3.19E+02	16	ca
IAQ-A2-6	Carbon Tetrachloride	0.55		6.29E+04	8.2	ca
IAQ-A2-6	Chloroform	0.13	J	2.40E+05	5.3	ca
IAQ-A2-6	Cis-1,2-Dichloroethene	0.095	U	7.90E+05	----	----
IAQ-A2-6	Dichlorodifluoromethane	2.4		4.95E+06	880	nc
IAQ-A2-6	Ethylbenzene	0.49	J	4.35E+05	49	ca
IAQ-A2-6	Methyl Tert-Butyl Ether	0.25	U	1.80E+05[A]	470	ca
IAQ-A2-6	Methylene Chloride	1.8	B	8.70E+04	260	ca
IAQ-A2-6	Naphthalene	0.19	U	5.00E+01	3.6	ca
IAQ-A2-6	Tetrachloroethene	1.9	J	6.78E+05	21	ca

TABLE 3-2

IAQ SAMPLE RESULTS, BUILDING A, JULY 2009
LOCKHEED MARTIN MIDDLE RIVER COMPLEX
MIDDLE RIVER, MARYLAND

Sample ID	Analyte	Result (ug/m^3)	Qualifier	OSHA PEL ug/m3	Industrial Air Screening Level ug/m^3	Key
IAQ-A2-6	Toluene	39	J	7.54E+05	22000	nc
IAQ-A2-6	Total Xylenes	1.5	J	4.34E+05	440	nc
IAQ-A2-6	Trans-1,2-Dichloroethene	0.079	U	7.90E+05	260	nc
IAQ-A2-6	Trichloroethene	0.95	J	5.37E+05	25[M]	ca
IAQ-A2-6	Vinyl Chloride	0.074	U	2.16E+04	28	ca
IAQ-A2-6-D	1,1-Dichloroethane	0.04	U	4.00E+05	77	ca
IAQ-A2-6-D	1,1-Dichloroethene	0.052	U	----	880	nc
IAQ-A2-6-D	1,2,4-Trichlorobenzene	0.29	U	4.00E+04[N]	18	nc
IAQ-A2-6-D	1,2-Dichloroethane	0.077	U	4.00E+05	4.7	ca
IAQ-A2-6-D	Benzene	0.55		3.19E+02	16	ca
IAQ-A2-6-D	Carbon Tetrachloride	0.69		6.29E+04	8.2	ca
IAQ-A2-6-D	Chloroform	0.14	J	2.40E+05	5.3	ca
IAQ-A2-6-D	Cis-1,2-Dichloroethene	0.095	U	7.90E+05	----	----
IAQ-A2-6-D	Dichlorodifluoromethane	2.4		4.95E+06	880	nc
IAQ-A2-6-D	Ethylbenzene	1.4	J	4.35E+05	49	ca
IAQ-A2-6-D	Methyl Tert-Butyl Ether	0.25	U	1.80E+05[A]	470	ca
IAQ-A2-6-D	Methylene Chloride	1.4	B	8.70E+04	260	ca
IAQ-A2-6-D	Naphthalene	0.45	J	5.00E+01	3.6	ca
IAQ-A2-6-D	Tetrachloroethene	0.11	UJ	6.78E+05	21	ca
IAQ-A2-6-D	Toluene	94	J	7.54E+05	22000	nc
IAQ-A2-6-D	Total Xylenes	4.93	J	4.34E+05	440	nc
IAQ-A2-6-D	Trans-1,2-Dichloroethene	0.079	U	7.90E+05	260	nc
IAQ-A2-6-D	Trichloroethene	0.11	J	5.37E+05	25[M]	ca
IAQ-A2-6-D	Vinyl Chloride	0.074	U	2.16E+04	28	ca
IAQ-A3-6	1,1-Dichloroethane	0.04	U	4.00E+05	77	ca
IAQ-A3-6	1,1-Dichloroethene	0.052	U	----	880	nc
IAQ-A3-6	1,2,4-Trichlorobenzene	0.29	U	4.00E+04[N]	18	nc
IAQ-A3-6	1,2-Dichloroethane	0.089	J	4.00E+05	4.7	ca
IAQ-A3-6	Benzene	0.53		3.19E+02	16	ca
IAQ-A3-6	Carbon Tetrachloride	0.63		6.29E+04	8.2	ca
IAQ-A3-6	Chloroform	0.21	J	2.40E+05	5.3	ca

TABLE 3-2

IAQ SAMPLE RESULTS, BUILDING A, JULY 2009
LOCKHEED MARTIN MIDDLE RIVER COMPLEX
MIDDLE RIVER, MARYLAND

Sample ID	Analyte	Result (ug/m^3)	Qualifier	OSHA PEL ug/m3	Industrial Air Screening Level ug/m^3	Key
IAQ-A3-6	Cis-1,2-Dichloroethene	0.095	U	7.90E+05	----	----
IAQ-A3-6	Dichlorodifluoromethane	2.4		4.95E+06	880	nc
IAQ-A3-6	Ethylbenzene	0.83		4.35E+05	49	ca
IAQ-A3-6	Methyl Tert-Butyl Ether	0.25	U	1.80E+05[A]	470	ca
IAQ-A3-6	Methylene Chloride	0.58	B	8.70E+04	260	ca
IAQ-A3-6	Naphthalene	0.55	J	5.00E+01	3.6	ca
IAQ-A3-6	Tetrachloroethene	0.16	J	6.78E+05	21	ca
IAQ-A3-6	Toluene	26		7.54E+05	22000	nc
IAQ-A3-6	Total Xylenes	3.18		4.34E+05	440	nc
IAQ-A3-6	Trans-1,2-Dichloroethene	0.079	U	7.90E+05	260	nc
IAQ-A3-6	Trichloroethene	0.098	J	5.37E+05	25[M]	ca
IAQ-A3-6	Vinyl Chloride	0.074	U	2.16E+04	28	ca
IAQ-A4-6	1,1-Dichloroethane	0.04	U	4.00E+05	77	ca
IAQ-A4-6	1,1-Dichloroethene	0.052	U	----	880	nc
IAQ-A4-6	1,2,4-Trichlorobenzene	0.29	U	4.00E+04[N]	18	nc
IAQ-A4-6	1,2-Dichloroethane	0.077	U	4.00E+05	4.7	ca
IAQ-A4-6	Benzene	0.5		3.19E+02	16	ca
IAQ-A4-6	Carbon Tetrachloride	0.56		6.29E+04	8.2	ca
IAQ-A4-6	Chloroform	0.2	J	2.40E+05	5.3	ca
IAQ-A4-6	Cis-1,2-Dichloroethene	0.095	U	7.90E+05	----	----
IAQ-A4-6	Dichlorodifluoromethane	2.7		4.95E+06	880	nc
IAQ-A4-6	Ethylbenzene	1.6		4.35E+05	49	ca
IAQ-A4-6	Methyl Tert-Butyl Ether	0.25	U	1.80E+05[A]	470	ca
IAQ-A4-6	Methylene Chloride	0.66	B	8.70E+04	260	ca
IAQ-A4-6	Naphthalene	0.24	J	5.00E+01	3.6	ca
IAQ-A4-6	Tetrachloroethene	0.11	J	6.78E+05	21	ca
IAQ-A4-6	Toluene	52		7.54E+05	22000	nc
IAQ-A4-6	Total Xylenes	6.1		4.34E+05	440	nc
IAQ-A4-6	Trans-1,2-Dichloroethene	0.079	U	7.90E+05	260	nc
IAQ-A4-6	Trichloroethene	0.075	U	5.37E+05	25[M]	ca
IAQ-A4-6	Vinyl Chloride	0.074	U	2.16E+04	28	ca

TABLE 3-2

IAQ SAMPLE RESULTS, BUILDING A, JULY 2009
LOCKHEED MARTIN MIDDLE RIVER COMPLEX
MIDDLE RIVER, MARYLAND

Sample ID	Analyte	Result (ug/m^3)	Qualifier	OSHA PEL ug/m3	Industrial Air Screening Level ug/m^3	Key
IAQ-A5-6	1,1-Dichloroethane	0.04	U	4.00E+05	77	ca
IAQ-A5-6	1,1-Dichloroethene	0.052	U	----	880	nc
IAQ-A5-6	1,2,4-Trichlorobenzene	0.29	U	4.00E+04[N]	18	nc
IAQ-A5-6	1,2-Dichloroethane	0.077	U	4.00E+05	4.7	ca
IAQ-A5-6	Benzene	0.33	B	3.19E+02	16	ca
IAQ-A5-6	Carbon Tetrachloride	0.47	J	6.29E+04	8.2	ca
IAQ-A5-6	Chloroform	0.35	J	2.40E+05	5.3	ca
IAQ-A5-6	Cis-1,2-Dichloroethene	0.095	U	7.90E+05	----	----
IAQ-A5-6	Dichlorodifluoromethane	2.3		4.95E+06	880	nc
IAQ-A5-6	Ethylbenzene	1.5		4.35E+05	49	ca
IAQ-A5-6	Methyl Tert-Butyl Ether	0.25	U	1.80E+05[A]	470	ca
IAQ-A5-6	Methylene Chloride	0.82		8.70E+04	260	ca
IAQ-A5-6	Naphthalene	0.35	J	5.00E+01	3.6	ca
IAQ-A5-6	Tetrachloroethene	0.22	J	6.78E+05	21	ca
IAQ-A5-6	Toluene	84		7.54E+05	22000	nc
IAQ-A5-6	Total Xylenes	6.8		4.34E+05	440	nc
IAQ-A5-6	Trans-1,2-Dichloroethene	0.079	U	7.90E+05	260	nc
IAQ-A5-6	Trichloroethene	0.075	U	5.37E+05	25[M]	ca
IAQ-A5-6	Vinyl Chloride	0.074	U	2.16E+04	28	ca
IAQ-A6-6	1,1-Dichloroethane	0.062	J	4.00E+05	77	ca
IAQ-A6-6	1,1-Dichloroethene	0.42		----	880	nc
IAQ-A6-6	1,2,4-Trichlorobenzene	0.29	U	4.00E+04[N]	18	nc
IAQ-A6-6	1,2-Dichloroethane	0.077	U	4.00E+05	4.7	ca
IAQ-A6-6	Benzene	1.2		3.19E+02	16	ca
IAQ-A6-6	Carbon Tetrachloride	0.47	J	6.29E+04	8.2	ca
IAQ-A6-6	Chloroform	2		2.40E+05	5.3	ca
IAQ-A6-6	Cis-1,2-Dichloroethene	0.23	J	7.90E+05	----	----
IAQ-A6-6	Dichlorodifluoromethane	2.3		4.95E+06	880	nc
IAQ-A6-6	Ethylbenzene	0.7		4.35E+05	49	ca
IAQ-A6-6	Methyl Tert-Butyl Ether	0.25	U	1.80E+05[A]	470	ca
IAQ-A6-6	Methylene Chloride	1.5		8.70E+04	260	ca
IAQ-A6-6	Naphthalene	0.86	J	5.00E+01	3.6	ca
IAQ-A6-6	Tetrachloroethene	0.25	J	6.78E+05	21	ca
IAQ-A6-6	Toluene	16		7.54E+05	22000	nc

TABLE 3-2

IAQ SAMPLE RESULTS, BUILDING A, JULY 2009
LOCKHEED MARTIN MIDDLE RIVER COMPLEX
MIDDLE RIVER, MARYLAND

Sample ID	Analyte	Result (ug/m^3)	Qualifier	OSHA PEL ug/m3	Industrial Air Screening Level ug/m^3	Key
IAQ-A6-6	Total Xylenes	3.12		4.34E+05	440	nc
IAQ-A6-6	Trans-1,2-Dichloroethene	0.079	U	7.90E+05	260	nc
IAQ-A6-6	Trichloroethene	2.6		5.37E+05	25[M]	ca
IAQ-A6-6	Vinyl Chloride	0.074	U	2.16E+04	28	ca
IAQ-A7-6	1,1-Dichloroethane	0.04	U	4.00E+05	77	ca
IAQ-A7-6	1,1-Dichloroethene	0.052	U	----	880	nc
IAQ-A7-6	1,2,4-Trichlorobenzene	0.29	U	4.00E+04[N]	18	nc
IAQ-A7-6	1,2-Dichloroethane	0.077	U	4.00E+05	4.7	ca
IAQ-A7-6	Benzene	0.38	B	3.19E+02	16	ca
IAQ-A7-6	Carbon Tetrachloride	0.52		6.29E+04	8.2	ca
IAQ-A7-6	Chloroform	0.51		2.40E+05	5.3	ca
IAQ-A7-6	Cis-1,2-Dichloroethene	0.095	U	7.90E+05	----	----
IAQ-A7-6	Dichlorodifluoromethane	2.9		4.95E+06	880	nc
IAQ-A7-6	Ethylbenzene	1.2		4.35E+05	49	ca
IAQ-A7-6	Methyl Tert-Butyl Ether	0.25	U	1.80E+05[A]	470	ca
IAQ-A7-6	Methylene Chloride	0.73		8.70E+04	260	ca
IAQ-A7-6	Naphthalene	0.24	J	5.00E+01	3.6	ca
IAQ-A7-6	Tetrachloroethene	0.17	J	6.78E+05	21	ca
IAQ-A7-6	Toluene	56		7.54E+05	22000	nc
IAQ-A7-6	Total Xylenes	5.2		4.34E+05	440	nc
IAQ-A7-6	Trans-1,2-Dichloroethene	0.079	U	7.90E+05	260	nc
IAQ-A7-6	Trichloroethene	0.15	J	5.37E+05	25[M]	ca
IAQ-A7-6	Vinyl Chloride	0.074	U	2.16E+04	28	ca
IAQ-A8-6	1,1-Dichloroethane	0.04	U	4.00E+05	77	ca
IAQ-A8-6	1,1-Dichloroethene	0.073	J	----	880	nc
IAQ-A8-6	1,2,4-Trichlorobenzene	0.29	U	4.00E+04[N]	18	nc
IAQ-A8-6	1,2-Dichloroethane	0.09	J	4.00E+05	4.7	ca
IAQ-A8-6	Benzene	0.32	B	3.19E+02	16	ca
IAQ-A8-6	Carbon Tetrachloride	0.56		6.29E+04	8.2	ca
IAQ-A8-6	Chloroform	0.33	J	2.40E+05	5.3	ca
IAQ-A8-6	Cis-1,2-Dichloroethene	0.095	U	7.90E+05	----	----
IAQ-A8-6	Dichlorodifluoromethane	3		4.95E+06	880	nc
IAQ-A8-6	Ethylbenzene	0.44		4.35E+05	49	ca
IAQ-A8-6	Methyl Tert-Butyl Ether	0.25	U	1.80E+05[A]	470	ca
IAQ-A8-6	Methylene Chloride	0.56	B	8.70E+04	260	ca
IAQ-A8-6	Naphthalene	0.43	J	5.00E+01	3.6	ca

TABLE 3-2

IAQ SAMPLE RESULTS, BUILDING A, JULY 2009
LOCKHEED MARTIN MIDDLE RIVER COMPLEX
MIDDLE RIVER, MARYLAND

Sample ID	Analyte	Result (ug/m^3)	Qualifier	OSHA PEL ug/m3	Industrial Air Screening Level ug/m^3	Key
IAQ-A8-6	Tetrachloroethene	0.11	U	6.78E+05	21	ca
IAQ-A8-6	Toluene	18		7.54E+05	22000	nc
IAQ-A8-6	Total Xylenes	1.89		4.34E+05	440	nc
IAQ-A8-6	Trans-1,2-Dichloroethene	0.079	U	7.90E+05	260	nc
IAQ-A8-6	Trichloroethene	0.24		5.37E+05	25[M]	ca
IAQ-A8-6	Vinyl Chloride	0.074	U	2.16E+04	28	ca
IAQ-A9-6	1,1-Dichloroethane	0.06	U	4.00E+05	77	ca
IAQ-A9-6	1,1-Dichloroethene	0.15	J	----	880	nc
IAQ-A9-6	1,2,4-Trichlorobenzene	0.43	U	4.00E+04[N]	18	nc
IAQ-A9-6	1,2-Dichloroethane	0.11	U	4.00E+05	4.7	ca
IAQ-A9-6	Benzene	0.31	J	3.19E+02	16	ca
IAQ-A9-6	Carbon Tetrachloride	0.52	J	6.29E+04	8.2	ca
IAQ-A9-6	Chloroform	0.18	J	2.40E+05	5.3	ca
IAQ-A9-6	Cis-1,2-Dichloroethene	0.14	U	7.90E+05	----	----
IAQ-A9-6	Dichlorodifluoromethane	2.4		4.95E+06	880	nc
IAQ-A9-6	Ethylbenzene	0.95		4.35E+05	49	ca
IAQ-A9-6	Methyl Tert-Butyl Ether	0.36	U	1.80E+05[A]	470	ca
IAQ-A9-6	Methylene Chloride	1.6	B	8.70E+04	260	ca
IAQ-A9-6	Naphthalene	0.28	U	5.00E+01	3.6	ca
IAQ-A9-6	Tetrachloroethene	0.16	U	6.78E+05	21	ca
IAQ-A9-6	Toluene	19		7.54E+05	22000	nc
IAQ-A9-6	Total Xylenes	5.3		4.34E+05	440	nc
IAQ-A9-6	Trans-1,2-Dichloroethene	0.12	U	7.90E+05	260	nc
IAQ-A9-6	Trichloroethene	0.87		5.37E+05	25[M]	ca
IAQ-A9-6	Vinyl Chloride	0.11	U	2.16E+04	28	ca

Notes:

Shaded cells indicate concentration greater than risk-based screening level
Industrial Air Screening Levels from USEPA Regional Screening Levels for Chemical Contaminants at Superfund Sites Apr-09
OSHA PEL = Occupational Safety and Health Administration Pemissible Exposure Limit
N = National Institute for Occupational Safety and Health Recommended Exposure Limit
A = American Council of Governmental Industrial Hygienists Theshold Limit Value
M = MDE screening level for trichloroethene
-- = not available
U = nondetect
ug/m3 = micrograms per cubic meter
ca = screening value based on 1x 10^{-5} carcinogenic risk
nc = screening value based on noncarcinogenic hazard index = 1

TABLE 3-3

SUB-SLAB VAPOR SAMPLE RESULTS, BUILDING A, JULY 2009
LOCKHEED MARTIN MIDDLE RIVER COMPLEX
MIDDLE RIVER, MARYLAND

Sample ID	Analyte	Result (ug/m^3)	Qualifier	Target Shallow Soil Gas Concentration[(1)]
SV-A-1-6	1,1-DICHLOROETHANE	0.2	U	770
SV-A-1-6	1,1-DICHLOROETHENE	0.26	U	8800
SV-A-1-6	1,2,4-TRICHLOROBENZENE	1.4	U	180
SV-A-1-6	1,2-DICHLOROETHANE	0.38	U	47
SV-A-1-6	BENZENE	1.2	J	160
SV-A-1-6	CARBON TETRACHLORIDE	0.8	J	82
SV-A-1-6	CHLOROFORM	1.2	J	53
SV-A-1-6	CIS-1,2-DICHLOROETHENE	0.48	U	----
SV-A-1-6	DICHLORODIFLUOROMETHANE	2.7		8800
SV-A-1-6	ETHYLBENZENE	17		490
SV-A-1-6	METHYL TERT-BUTYL ETHER	1.2	U	4700
SV-A-1-6	METHYLENE CHLORIDE	1.9	B	2600
SV-A-1-6	NAPHTHALENE	260		36
SV-A-1-6	TETRACHLOROETHENE	1.8	J	210
SV-A-1-6	TOLUENE	20		220000
SV-A-1-6	TOTAL XYLENES	32		4400
SV-A-1-6	TRANS-1,2-DICHLOROETHENE	0.4	U	2600
SV-A-1-6	TRICHLOROETHENE	18		250[M]
SV-A-1-6	VINYL CHLORIDE	0.37	U	280
SV-A-2-6	1,1-DICHLOROETHANE	0.04	U	770
SV-A-2-6	1,1-DICHLOROETHENE	0.052	U	8800
SV-A-2-6	1,2,4-TRICHLOROBENZENE	0.29	U	180
SV-A-2-6	1,2-DICHLOROETHANE	0.077	U	47
SV-A-2-6	BENZENE	0.76		160
SV-A-2-6	CARBON TETRACHLORIDE	0.39	J	82
SV-A-2-6	CHLOROFORM	1.2		53
SV-A-2-6	CIS-1,2-DICHLOROETHENE	0.095	U	----
SV-A-2-6	DICHLORODIFLUOROMETHANE	1.7		8800
SV-A-2-6	ETHYLBENZENE	3.2		490
SV-A-2-6	METHYL TERT-BUTYL ETHER	0.25	U	4700
SV-A-2-6	METHYLENE CHLORIDE	0.41	B	2600
SV-A-2-6	NAPHTHALENE	4.7		36
SV-A-2-6	TETRACHLOROETHENE	0.12	J	210
SV-A-2-6	TOLUENE	6.5		220000
SV-A-2-6	TOTAL XYLENES	10.9		4400
SV-A-2-6	TRANS-1,2-DICHLOROETHENE	0.079	U	2600
SV-A-2-6	TRICHLOROETHENE	0.26		250[M]
SV-A-2-6	VINYL CHLORIDE	0.074	U	280

TABLE 3-3

SUB-SLAB VAPOR SAMPLE RESULTS, BUILDING A, JULY 2009
LOCKHEED MARTIN MIDDLE RIVER COMPLEX
MIDDLE RIVER, MARYLAND

Sample ID	Analyte	Result (ug/m^3)	Qualifier	Target Shallow Soil Gas Concentration[(1)]
SV-A-3-6	1,1-DICHLOROETHANE	0.16	U	770
SV-A-3-6	1,1-DICHLOROETHENE	0.21	U	8800
SV-A-3-6	1,2,4-TRICHLOROBENZENE	1.2	U	180
SV-A-3-6	1,2-DICHLOROETHANE	0.31	U	47
SV-A-3-6	BENZENE	2.1	B	160
SV-A-3-6	CARBON TETRACHLORIDE	0.54	J	82
SV-A-3-6	CHLOROFORM	4.7		53
SV-A-3-6	CIS-1,2-DICHLOROETHENE	0.38	U	----
SV-A-3-6	DICHLORODIFLUOROMETHANE	2.3	J	8800
SV-A-3-6	ETHYLBENZENE	37		490
SV-A-3-6	METHYL TERT-BUTYL ETHER	0.98	U	4700
SV-A-3-6	METHYLENE CHLORIDE	0.75	B	2600
SV-A-3-6	NAPHTHALENE	35		36
SV-A-3-6	TETRACHLOROETHENE	0.47	J	210
SV-A-3-6	TOLUENE	88		220000
SV-A-3-6	TOTAL XYLENES	119		4400
SV-A-3-6	TRANS-1,2-DICHLOROETHENE	0.32	U	2600
SV-A-3-6	TRICHLOROETHENE	1.4		250^{M}
SV-A-3-6	VINYL CHLORIDE	0.3	U	280
SV-A-4-6	1,1-DICHLOROETHANE	0.4	U	770
SV-A-4-6	1,1-DICHLOROETHENE	3.3		8800
SV-A-4-6	1,2,4-TRICHLOROBENZENE	2.9	U	180
SV-A-4-6	1,2-DICHLOROETHANE	0.77	U	47
SV-A-4-6	BENZENE	0.73	U	160
SV-A-4-6	CARBON TETRACHLORIDE	0.94	U	82
SV-A-4-6	CHLOROFORM	8.3		53
SV-A-4-6	CIS-1,2-DICHLOROETHENE	0.95	U	----
SV-A-4-6	DICHLORODIFLUOROMETHANE	2.9	J	8800
SV-A-4-6	ETHYLBENZENE	1.8	J	490
SV-A-4-6	METHYL TERT-BUTYL ETHER	2.5	U	4700
SV-A-4-6	METHYLENE CHLORIDE	8	B	2600
SV-A-4-6	NAPHTHALENE	450		36
SV-A-4-6	TETRACHLOROETHENE	1.1	U	210
SV-A-4-6	TOLUENE	16		220000
SV-A-4-6	TOTAL XYLENES	5.7	J	4400
SV-A-4-6	TRANS-1,2-DICHLOROETHENE	0.79	U	2600
SV-A-4-6	TRICHLOROETHENE	19		250^{M}
SV-A-4-6	VINYL CHLORIDE	0.74	U	280
SV-A-5-6	1,1-DICHLOROETHANE	0.04	U	770
SV-A-5-6	1,1-DICHLOROETHENE	0.052	U	8800

TABLE 3-3

SUB-SLAB VAPOR SAMPLE RESULTS, BUILDING A, JULY 2009
LOCKHEED MARTIN MIDDLE RIVER COMPLEX
MIDDLE RIVER, MARYLAND

Sample ID	Analyte	Result (ug/m^3)	Qualifier	Target Shallow Soil Gas Concentration[(1)]
SV-A-5-6	1,2,4-TRICHLOROBENZENE	0.29	U	180
SV-A-5-6	1,2-DICHLOROETHANE	0.077	U	47
SV-A-5-6	BENZENE	0.72		160
SV-A-5-6	CARBON TETRACHLORIDE	0.5		82
SV-A-5-6	CHLOROFORM	1.1		53
SV-A-5-6	CIS-1,2-DICHLOROETHENE	0.095	U	----
SV-A-5-6	DICHLORODIFLUOROMETHANE	2.3		8800
SV-A-5-6	ETHYLBENZENE	9.1		490
SV-A-5-6	METHYL TERT-BUTYL ETHER	0.26	J	4700
SV-A-5-6	METHYLENE CHLORIDE	0.54	B	2600
SV-A-5-6	NAPHTHALENE	62		36
SV-A-5-6	TETRACHLOROETHENE	0.51	J	210
SV-A-5-6	TOLUENE	52		220000
SV-A-5-6	TOTAL XYLENES	26.3		4400
SV-A-5-6	TRANS-1,2-DICHLOROETHENE	0.079	U	2600
SV-A-5-6	TRICHLOROETHENE	4.7		250[M]
SV-A-5-6	VINYL CHLORIDE	0.074	U	280
SV-A-6-6	1,1-DICHLOROETHANE	3.4	J	770
SV-A-6-6	1,1-DICHLOROETHENE	1	U	8800
SV-A-6-6	1,2,4-TRICHLOROBENZENE	5.8	U	180
SV-A-6-6	1,2-DICHLOROETHANE	1.5	U	47
SV-A-6-6	BENZENE	2.7	B	160
SV-A-6-6	CARBON TETRACHLORIDE	1.9	U	82
SV-A-6-6	CHLOROFORM	13		53
SV-A-6-6	CIS-1,2-DICHLOROETHENE	1400		----
SV-A-6-6	DICHLORODIFLUOROMETHANE	4.5	J	8800
SV-A-6-6	ETHYLBENZENE	16		490
SV-A-6-6	METHYL TERT-BUTYL ETHER	4.9	U	4700
SV-A-6-6	METHYLENE CHLORIDE	3	B	2600
SV-A-6-6	NAPHTHALENE	4.2	J	36
SV-A-6-6	TETRACHLOROETHENE	16		210
SV-A-6-6	TOLUENE	21		220000
SV-A-6-6	TOTAL XYLENES	122		4400
SV-A-6-6	TRANS-1,2-DICHLOROETHENE	340		2600
SV-A-6-6	TRICHLOROETHENE	2600		250[M]
SV-A-6-6	VINYL CHLORIDE	1.5	U	280
SV-A-7-6	1,1-DICHLOROETHANE	1.8		770
SV-A-7-6	1,1-DICHLOROETHENE	2.1		8800
SV-A-7-6	1,2,4-TRICHLOROBENZENE	0.29	U	180
SV-A-7-6	1,2-DICHLOROETHANE	0.15	J	47

TABLE 3-3

SUB-SLAB VAPOR SAMPLE RESULTS, BUILDING A, JULY 2009
LOCKHEED MARTIN MIDDLE RIVER COMPLEX
MIDDLE RIVER, MARYLAND

Sample ID	Analyte	Result (ug/m^3)	Qualifier	Target Shallow Soil Gas Concentration[(1)]
SV-A-7-6	BENZENE	0.51		160
SV-A-7-6	CARBON TETRACHLORIDE	0.58		82
SV-A-7-6	CHLOROFORM	51		53
SV-A-7-6	CIS-1,2-DICHLOROETHENE	0.62		----
SV-A-7-6	DICHLORODIFLUOROMETHANE	3.5		8800
SV-A-7-6	ETHYLBENZENE	0.39		490
SV-A-7-6	METHYL TERT-BUTYL ETHER	0.25	U	4700
SV-A-7-6	METHYLENE CHLORIDE	0.68	B	2600
SV-A-7-6	NAPHTHALENE	35		36
SV-A-7-6	TETRACHLOROETHENE	20		210
SV-A-7-6	TOLUENE	6.5		220000
SV-A-7-6	TOTAL XYLENES	1.8		4400
SV-A-7-6	TRANS-1,2-DICHLOROETHENE	0.079	U	2600
SV-A-7-6	TRICHLOROETHENE	26		250^M
SV-A-7-6	VINYL CHLORIDE	0.074	U	280
SV-A-8-6	1,1-DICHLOROETHANE	1.3	U	770
SV-A-8-6	1,1-DICHLOROETHENE	1.7	U	8800
SV-A-8-6	1,2,4-TRICHLOROBENZENE	9.6	U	180
SV-A-8-6	1,2-DICHLOROETHANE	2.6	U	47
SV-A-8-6	BENZENE	2.4	U	160
SV-A-8-6	CARBON TETRACHLORIDE	3.1	U	82
SV-A-8-6	CHLOROFORM	2.4	U	53
SV-A-8-6	CIS-1,2-DICHLOROETHENE	3.2	U	----
SV-A-8-6	DICHLORODIFLUOROMETHANE	4.5	U	8800
SV-A-8-6	ETHYLBENZENE	100		490
SV-A-8-6	METHYL TERT-BUTYL ETHER	8.2	U	4700
SV-A-8-6	METHYLENE CHLORIDE	4.2	B	2600
SV-A-8-6	NAPHTHALENE	44		36
SV-A-8-6	TETRACHLOROETHENE	3.6	U	210
SV-A-8-6	TOLUENE	27		220000
SV-A-8-6	TOTAL XYLENES	900		4400
SV-A-8-6	TRANS-1,2-DICHLOROETHENE	2.6	U	2600
SV-A-8-6	TRICHLOROETHENE	2.5	U	250^M
SV-A-8-6	VINYL CHLORIDE	2.5	U	280
SV-15-A-6	1,1-DICHLOROETHANE	1.2		770
SV-15-A-6	1,1-DICHLOROETHENE	3.2		8800
SV-15-A-6	1,2,4-TRICHLOROBENZENE	0.29	U	180
SV-15-A-6	1,2-DICHLOROETHANE	0.082	J	47
SV-15-A-6	BENZENE	0.35	B	160
SV-15-A-6	CARBON TETRACHLORIDE	0.48	J	82

TABLE 3-3

SUB-SLAB VAPOR SAMPLE RESULTS, BUILDING A, JULY 2009
LOCKHEED MARTIN MIDDLE RIVER COMPLEX
MIDDLE RIVER, MARYLAND

Sample ID	Analyte	Result (ug/m^3)	Qualifier	Target Shallow Soil Gas Concentration[(1)]
SV-15-A-6	CHLOROFORM	0.46		53
SV-15-A-6	CIS-1,2-DICHLOROETHENE	83		----
SV-15-A-6	DICHLORODIFLUOROMETHANE	2.2		8800
SV-15-A-6	ETHYLBENZENE	1.2		490
SV-15-A-6	METHYL TERT-BUTYL ETHER	0.25	U	4700
SV-15-A-6	METHYLENE CHLORIDE	0.94		2600
SV-15-A-6	NAPHTHALENE	0.65	J	36
SV-15-A-6	TETRACHLOROETHENE	0.26	J	210
SV-15-A-6	TOLUENE	64		220000
SV-15-A-6	TOTAL XYLENES	4.5		4400
SV-15-A-6	TRANS-1,2-DICHLOROETHENE	1		2600
SV-15-A-6	TRICHLOROETHENE	16		250[M]
SV-15-A-6	VINYL CHLORIDE	0.078	J	280
SV-17-A-6	1,1-DICHLOROETHANE	21		770
SV-17-A-6	1,1-DICHLOROETHENE	17		8800
SV-17-A-6	1,2,4-TRICHLOROBENZENE	1.4	U	180
SV-17-A-6	1,2-DICHLOROETHANE	0.38	U	47
SV-17-A-6	BENZENE	0.59	J	160
SV-17-A-6	CARBON TETRACHLORIDE	0.57	J	82
SV-17-A-6	CHLOROFORM	81		53
SV-17-A-6	CIS-1,2-DICHLOROETHENE	6.2		----
SV-17-A-6	DICHLORODIFLUOROMETHANE	2.6		8800
SV-17-A-6	ETHYLBENZENE	0.59	U	490
SV-17-A-6	METHYL TERT-BUTYL ETHER	1.2	U	4700
SV-17-A-6	METHYLENE CHLORIDE	43		2600
SV-17-A-6	NAPHTHALENE	0.94	U	36
SV-17-A-6	TETRACHLOROETHENE	1.2	J	210
SV-17-A-6	TOLUENE	14		220000
SV-17-A-6	TOTAL XYLENES	2.36	J	4400
SV-17-A-6	TRANS-1,2-DICHLOROETHENE	0.52	J	2600
SV-17-A-6	TRICHLOROETHENE	170		250[M]
SV-17-A-6	VINYL CHLORIDE	0.37	U	280
SV-18-A-6	1,1-DICHLOROETHANE	650		770
SV-18-A-6	1,1-DICHLOROETHENE	25000		8800
SV-18-A-6	1,2,4-TRICHLOROBENZENE	210	U	180
SV-18-A-6	1,2-DICHLOROETHANE	55	U	47
SV-18-A-6	BENZENE	52	U	160
SV-18-A-6	CARBON TETRACHLORIDE	67	U	82
SV-18-A-6	CHLOROFORM	52	U	53
SV-18-A-6	CIS-1,2-DICHLOROETHENE	2700		----

TABLE 3-3

SUB-SLAB VAPOR SAMPLE RESULTS, BUILDING A, JULY 2009
LOCKHEED MARTIN MIDDLE RIVER COMPLEX
MIDDLE RIVER, MARYLAND

Sample ID	Analyte	Result (ug/m^3)	Qualifier	Target Shallow Soil Gas Concentration[(1)]
SV-18-A-6	DICHLORODIFLUOROMETHANE	95	U	8800
SV-18-A-6	ETHYLBENZENE	83	U	490
SV-18-A-6	METHYL TERT-BUTYL ETHER	170	U	4700
SV-18-A-6	METHYLENE CHLORIDE	520		2600
SV-18-A-6	NAPHTHALENE	130	U	36
SV-18-A-6	TETRACHLOROETHENE	77	U	210
SV-18-A-6	TOLUENE	230		220000
SV-18-A-6	TOTAL XYLENES	224	U	4400
SV-18-A-6	TRANS-1,2-DICHLOROETHENE	56	U	2600
SV-18-A-6	TRICHLOROETHENE	43000		250[M]
SV-18-A-6	VINYL CHLORIDE	53	U	280

Notes:

(1) Screening values derived in accordance with Draft Guidance for Evaluating the Vapor Intrusion to Indoor Air Pathway from Groundwater and Soils November 2002. Sceening values = EPA Industrial Air Screening Values ÷ 0.1 attenutation factor and correspond to a target cancer risk level of 1.0E-05.

Gray shaded values exceed screening value

SV - Sub-slab vapor

ug/m^3 - micrograms per cubic meter

M = screening value based on MDE IAQ target concentration of 25 ug/m3 divided by attenuation factor of 0.1

---- = not available

U = nondetect

J = estimated

B = blank contaminated

TABLE 3-4

CO-LOCATED SUB-SLAB VAPOR AND IAQ SAMPLE RESULTS, BUILDING A, JULY 2009
LOCKHEED MARTIN MIDDLE RIVER COMPLEX
MIDDLE RIVER, MARYLAND

Analyte	Sub-Slab Vapor Sample ID	Result (ug/m^3)	Qualifier	Co-Located IAQ Sample ID	Result (ug/m^3)	Qualifier	Co-Located IAQ Sample ID	Result (ug/m^3)	Qualifier
1,1-DICHLOROETHANE	SV-A-1-6	0.2	U	IAQ-A1-6	0.04	U			
1,1-DICHLOROETHENE	SV-A-1-6	0.26	U	IAQ-A1-6	0.052	U			
1,2,4-TRICHLOROBENZENE	SV-A-1-6	1.4	U	IAQ-A1-6	0.29	U			
1,2-DICHLOROETHANE	SV-A-1-6	0.38	U	IAQ-A1-6	0.089	J			
BENZENE	SV-A-1-6	1.2	J	IAQ-A1-6	0.86				
CARBON TETRACHLORIDE	SV-A-1-6	0.8	J	IAQ-A1-6	0.77				
CHLOROFORM	SV-A-1-6	1.2	J	IAQ-A1-6	0.14	J			
CIS-1,2-DICHLOROETHENE	SV-A-1-6	0.48	U	IAQ-A1-6	0.095	U			
DICHLORODIFLUOROMETHANE	SV-A-1-6	2.7		IAQ-A1-6	2.6				
ETHYLBENZENE	SV-A-1-6	17		IAQ-A1-6	0.62				
METHYL TERT-BUTYL ETHER	SV-A-1-6	1.2	U	IAQ-A1-6	0.25	U			
METHYLENE CHLORIDE	SV-A-1-6	1.9	B	IAQ-A1-6	5.7				
NAPHTHALENE	SV-A-1-6	260		IAQ-A1-6	0.27	J			
TETRACHLOROETHENE	SV-A-1-6	1.8	J	IAQ-A1-6	0.11	U			
TOLUENE	SV-A-1-6	20		IAQ-A1-6	5.9				
TOTAL XYLENES	SV-A-1-6	32		IAQ-A1-6	2.61				
TRANS-1,2-DICHLOROETHENE	SV-A-1-6	0.4	U	IAQ-A1-6	0.079	U			
TRICHLOROETHENE	SV-A-1-6	18		IAQ-A1-6	0.075	U			
VINYL CHLORIDE	SV-A-1-6	0.37	U	IAQ-A1-6	0.074	U			
1,1-DICHLOROETHANE	SV-A-2-6	0.04	U	NA	NA	NA			
1,1-DICHLOROETHENE	SV-A-2-6	0.052	U	NA	NA	NA			
1,2,4-TRICHLOROBENZENE	SV-A-2-6	0.29	U	NA	NA	NA			
1,2-DICHLOROETHANE	SV-A-2-6	0.077	U	NA	NA	NA			
BENZENE	SV-A-2-6	0.76		NA	NA	NA			
CARBON TETRACHLORIDE	SV-A-2-6	0.39	J	NA	NA	NA			
CHLOROFORM	SV-A-2-6	1.2		NA	NA	NA			
CIS-1,2-DICHLOROETHENE	SV-A-2-6	0.095	U	NA	NA	NA			
DICHLORODIFLUOROMETHANE	SV-A-2-6	1.7		NA	NA	NA			
ETHYLBENZENE	SV-A-2-6	3.2		NA	NA	NA			
METHYL TERT-BUTYL ETHER	SV-A-2-6	0.25	U	NA	NA	NA			
METHYLENE CHLORIDE	SV-A-2-6	0.41	B	NA	NA	NA			
NAPHTHALENE	SV-A-2-6	4.7		NA	NA	NA			
TETRACHLOROETHENE	SV-A-2-6	0.12	J	NA	NA	NA			
TOLUENE	SV-A-2-6	6.5		NA	NA	NA			
TOTAL XYLENES	SV-A-2-6	10.9		NA	NA	NA			
TRANS-1,2-DICHLOROETHENE	SV-A-2-6	0.079	U	NA	NA	NA			
TRICHLOROETHENE	SV-A-2-6	0.26		NA	NA	NA			
VINYL CHLORIDE	SV-A-2-6	0.074	U	NA	NA	NA			
1,1-DICHLOROETHANE	SV-A-3-6	0.16	U	NA	NA	NA			
1,1-DICHLOROETHENE	SV-A-3-6	0.21	U	NA	NA	NA			
1,2,4-TRICHLOROBENZENE	SV-A-3-6	1.2	U	NA	NA	NA			
1,2-DICHLOROETHANE	SV-A-3-6	0.31	U	NA	NA	NA			
BENZENE	SV-A-3-6	2.1	B	NA	NA	NA			
CARBON TETRACHLORIDE	SV-A-3-6	0.54	J	NA	NA	NA			
CHLOROFORM	SV-A-3-6	4.7		NA	NA	NA			
CIS-1,2-DICHLOROETHENE	SV-A-3-6	0.38	U	NA	NA	NA			
DICHLORODIFLUOROMETHANE	SV-A-3-6	2.3	J	NA	NA	NA			
ETHYLBENZENE	SV-A-3-6	37		NA	NA	NA			
METHYL TERT-BUTYL ETHER	SV-A-3-6	0.98	U	NA	NA	NA			
METHYLENE CHLORIDE	SV-A-3-6	0.75	B	NA	NA	NA			
NAPHTHALENE	SV-A-3-6	35		NA	NA	NA			
TETRACHLOROETHENE	SV-A-3-6	0.47	J	NA	NA	NA			
TOLUENE	SV-A-3-6	88		NA	NA	NA			
TOTAL XYLENES	SV-A-3-6	119		NA	NA	NA			
TRANS-1,2-DICHLOROETHENE	SV-A-3-6	0.32	U	NA	NA	NA			
TRICHLOROETHENE	SV-A-3-6	1.4		NA	NA	NA			
VINYL CHLORIDE	SV-A-3-6	0.3	U	NA	NA	NA			
1,1-DICHLOROETHANE	SV-A-4-6	0.4	U	IAQ-A2-6	0.04	U	IAQ-A2-6-D	0.04	U
1,1-DICHLOROETHENE	SV-A-4-6	3.3		IAQ-A2-6	0.052	U	IAQ-A2-6-D	0.052	U
1,2,4-TRICHLOROBENZENE	SV-A-4-6	2.9	U	IAQ-A2-6	0.29	U	IAQ-A2-6-D	0.29	U
1,2-DICHLOROETHANE	SV-A-4-6	0.77	U	IAQ-A2-6	0.077	U	IAQ-A2-6-D	0.077	U
BENZENE	SV-A-4-6	0.73	U	IAQ-A2-6	0.61		IAQ-A2-6-D	0.55	
CARBON TETRACHLORIDE	SV-A-4-6	0.94	U	IAQ-A2-6	0.55		IAQ-A2-6-D	0.69	
CHLOROFORM	SV-A-4-6	8.3		IAQ-A2-6	0.13	J	IAQ-A2-6-D	0.14	J
CIS-1,2-DICHLOROETHENE	SV-A-4-6	0.95	U	IAQ-A2-6	0.095	U	IAQ-A2-6-D	0.095	U
DICHLORODIFLUOROMETHANE	SV-A-4-6	2.9	J	IAQ-A2-6	2.4		IAQ-A2-6-D	2.4	

TABLE 3-4

CO-LOCATED SUB-SLAB VAPOR AND IAQ SAMPLE RESULTS, BUILDING A, JULY 2009
LOCKHEED MARTIN MIDDLE RIVER COMPLEX
MIDDLE RIVER, MARYLAND

Analyte	Sub-Slab Vapor Sample ID	Result (ug/m^3)	Qualifier	Co-Located IAQ Sample ID	Result (ug/m^3)	Qualifier	Co-Located IAQ Sample ID	Result (ug/m^3)	Qualifier
ETHYLBENZENE	SV-A-4-6	1.8	J	IAQ-A2-6	0.49	J	IAQ-A2-6-D	1.4	J
METHYL TERT-BUTYL ETHER	SV-A-4-6	2.5	U	IAQ-A2-6	0.25	U	IAQ-A2-6-D	0.25	U
METHYLENE CHLORIDE	SV-A-4-6	8	B	IAQ-A2-6	1.8	B	IAQ-A2-6-D	1.4	B
NAPHTHALENE	SV-A-4-6	450		IAQ-A2-6	0.19	U	IAQ-A2-6-D	0.45	J
TETRACHLOROETHENE	SV-A-4-6	1.1	U	IAQ-A2-6	1.9	J	IAQ-A2-6-D	0.11	UJ
TOLUENE	SV-A-4-6	16		IAQ-A2-6	39	J	IAQ-A2-6-D	94	J
TOTAL XYLENES	SV-A-4-6	5.7	J	IAQ-A2-6	1.5	J	IAQ-A2-6-D	4.93	J
TRANS-1,2-DICHLOROETHENE	SV-A-4-6	0.79	U	IAQ-A2-6	0.079	U	IAQ-A2-6-D	0.079	U
TRICHLOROETHENE	SV-A-4-6	19		IAQ-A2-6	0.95	J	IAQ-A2-6-D	0.11	J
VINYL CHLORIDE	SV-A-4-6	0.74	U	IAQ-A2-6	0.074	U	IAQ-A2-6-D	0.074	U
1,1-DICHLOROETHANE	SV-A-5-6	0.04	U	IAQ-A3-6	0.04	U			
1,1-DICHLOROETHENE	SV-A-5-6	0.052	U	IAQ-A3-6	0.052	U			
1,2,4-TRICHLOROBENZENE	SV-A-5-6	0.29	U	IAQ-A3-6	0.29	U			
1,2-DICHLOROETHANE	SV-A-5-6	0.077	U	IAQ-A3-6	0.089	J			
BENZENE	SV-A-5-6	0.72		IAQ-A3-6	0.53				
CARBON TETRACHLORIDE	SV-A-5-6	0.5		IAQ-A3-6	0.63				
CHLOROFORM	SV-A-5-6	1.1		IAQ-A3-6	0.21	J			
CIS-1,2-DICHLOROETHENE	SV-A-5-6	0.095	U	IAQ-A3-6	0.095	U			
DICHLORODIFLUOROMETHANE	SV-A-5-6	2.3		IAQ-A3-6	2.4				
ETHYLBENZENE	SV-A-5-6	9.1		IAQ-A3-6	0.83				
METHYL TERT-BUTYL ETHER	SV-A-5-6	0.26	J	IAQ-A3-6	0.25	U			
METHYLENE CHLORIDE	SV-A-5-6	0.54	B	IAQ-A3-6	0.58	B			
NAPHTHALENE	SV-A-5-6	62		IAQ-A3-6	0.55	J			
TETRACHLOROETHENE	SV-A-5-6	0.51	J	IAQ-A3-6	0.16	J			
TOLUENE	SV-A-5-6	52		IAQ-A3-6	26				
TOTAL XYLENES	SV-A-5-6	26.3		IAQ-A3-6	3.18				
TRANS-1,2-DICHLOROETHENE	SV-A-5-6	0.079	U	IAQ-A3-6	0.079	U			
TRICHLOROETHENE	SV-A-5-6	4.7		IAQ-A3-6	0.098	J			
VINYL CHLORIDE	SV-A-5-6	0.074	U	IAQ-A3-6	0.074	U			
1,1-DICHLOROETHANE	SV-A-6-6	3.4	J	IAQ-A4-6	0.04	U			
1,1-DICHLOROETHENE	SV-A-6-6	1	U	IAQ-A4-6	0.052	U			
1,2,4-TRICHLOROBENZENE	SV-A-6-6	5.8	U	IAQ-A4-6	0.29	U			
1,2-DICHLOROETHANE	SV-A-6-6	1.5	U	IAQ-A4-6	0.077	U			
BENZENE	SV-A-6-6	2.7	B	IAQ-A4-6	0.5				
CARBON TETRACHLORIDE	SV-A-6-6	1.9	U	IAQ-A4-6	0.56				
CHLOROFORM	SV-A-6-6	13		IAQ-A4-6	0.2	J			
CIS-1,2-DICHLOROETHENE	SV-A-6-6	1400		IAQ-A4-6	0.095	U			
DICHLORODIFLUOROMETHANE	SV-A-6-6	4.5	J	IAQ-A4-6	2.7				
ETHYLBENZENE	SV-A-6-6	16		IAQ-A4-6	1.6				
METHYL TERT-BUTYL ETHER	SV-A-6-6	4.9	U	IAQ-A4-6	0.25	U			
METHYLENE CHLORIDE	SV-A-6-6	3	B	IAQ-A4-6	0.66	B			
NAPHTHALENE	SV-A-6-6	4.2	J	IAQ-A4-6	0.24	J			
TETRACHLOROETHENE	SV-A-6-6	16		IAQ-A4-6	0.11	J			
TOLUENE	SV-A-6-6	21		IAQ-A4-6	52				
TOTAL XYLENES	SV-A-6-6	122		IAQ-A4-6	6.1				
TRANS-1,2-DICHLOROETHENE	SV-A-6-6	340		IAQ-A4-6	0.079	U			
TRICHLOROETHENE	SV-A-6-6	2600		IAQ-A4-6	0.075	U			
VINYL CHLORIDE	SV-A-6-6	1.5	U	IAQ-A4-6	0.074	U			
1,1-DICHLOROETHANE	SV-A-7-6	1.8		IAQ-A8-6	0.04	U			
1,1-DICHLOROETHENE	SV-A-7-6	2.1		IAQ-A8-6	0.073	J			
1,2,4-TRICHLOROBENZENE	SV-A-7-6	0.29	U	IAQ-A8-6	0.29	U			
1,2-DICHLOROETHANE	SV-A-7-6	0.15	J	IAQ-A8-6	0.09	J			
BENZENE	SV-A-7-6	0.51		IAQ-A8-6	0.32	B			
CARBON TETRACHLORIDE	SV-A-7-6	0.58		IAQ-A8-6	0.56				
CHLOROFORM	SV-A-7-6	51		IAQ-A8-6	0.33	J			
CIS-1,2-DICHLOROETHENE	SV-A-7-6	0.62		IAQ-A8-6	0.095	U			
DICHLORODIFLUOROMETHANE	SV-A-7-6	3.5		IAQ-A8-6	3				
ETHYLBENZENE	SV-A-7-6	0.39		IAQ-A8-6	0.44				
METHYL TERT-BUTYL ETHER	SV-A-7-6	0.25	U	IAQ-A8-6	0.25	U			
METHYLENE CHLORIDE	SV-A-7-6	0.68	B	IAQ-A8-6	0.56	B			
NAPHTHALENE	SV-A-7-6	35		IAQ-A8-6	0.43	J			
TETRACHLOROETHENE	SV-A-7-6	20		IAQ-A8-6	0.11	U			
TOLUENE	SV-A-7-6	6.5		IAQ-A8-6	18				
TOTAL XYLENES	SV-A-7-6	1.8		IAQ-A8-6	1.89				
TRANS-1,2-DICHLOROETHENE	SV-A-7-6	0.079	U	IAQ-A8-6	0.079	U			
TRICHLOROETHENE	SV-A-7-6	26		IAQ-A8-6	0.24				
VINYL CHLORIDE	SV-A-7-6	0.074	U	IAQ-A8-6	0.074	U			

TABLE 3-4

CO-LOCATED SUB-SLAB VAPOR AND IAQ SAMPLE RESULTS, BUILDING A, JULY 2009
LOCKHEED MARTIN MIDDLE RIVER COMPLEX
MIDDLE RIVER, MARYLAND

Analyte	Sub-Slab Vapor Sample ID	Result (ug/m^3)	Qualifier	Co-Located IAQ Sample ID	Result (ug/m^3)	Qualifier	Co-Located IAQ Sample ID	Result (ug/m^3)	Qualifier
1,1-DICHLOROETHANE	SV-A-8-6	1.3	U	IAQ-A9-6	0.06	U			
1,1-DICHLOROETHENE	SV-A-8-6	1.7	U	IAQ-A9-6	0.15	J			
1,2,4-TRICHLOROBENZENE	SV-A-8-6	9.6	U	IAQ-A9-6	0.43	U			
1,2-DICHLOROETHANE	SV-A-8-6	2.6	U	IAQ-A9-6	0.11	U			
BENZENE	SV-A-8-6	2.4	U	IAQ-A9-6	0.31	J			
CARBON TETRACHLORIDE	SV-A-8-6	3.1	U	IAQ-A9-6	0.52	J			
CHLOROFORM	SV-A-8-6	2.4	U	IAQ-A9-6	0.18	J			
CIS-1,2-DICHLOROETHENE	SV-A-8-6	3.2	U	IAQ-A9-6	0.14	U			
DICHLORODIFLUOROMETHANE	SV-A-8-6	4.5	U	IAQ-A9-6	2.4				
ETHYLBENZENE	SV-A-8-6	100		IAQ-A9-6	0.95				
METHYL TERT-BUTYL ETHER	SV-A-8-6	8.2	U	IAQ-A9-6	0.36	U			
METHYLENE CHLORIDE	SV-A-8-6	4.2	B	IAQ-A9-6	1.6	B			
NAPHTHALENE	SV-A-8-6	44		IAQ-A9-6	0.28	U			
TETRACHLOROETHENE	SV-A-8-6	3.6	U	IAQ-A9-6	0.16	U			
TOLUENE	SV-A-8-6	27		IAQ-A9-6	19				
TOTAL XYLENES	SV-A-8-6	900		IAQ-A9-6	5.3				
TRANS-1,2-DICHLOROETHENE	SV-A-8-6	2.6	U	IAQ-A9-6	0.12	U			
TRICHLOROETHENE	SV-A-8-6	2.5	U	IAQ-A9-6	0.87				
VINYL CHLORIDE	SV-A-8-6	2.5	U	IAQ-A9-6	0.11	U			
1,1-DICHLOROETHANE	SV-15-A-6	1.2		IAQ-A5-6	0.04	U			
1,1-DICHLOROETHENE	SV-15-A-6	3.2		IAQ-A5-6	0.052	U			
1,2,4-TRICHLOROBENZENE	SV-15-A-6	0.29	U	IAQ-A5-6	0.29	U			
1,2-DICHLOROETHANE	SV-15-A-6	0.082	J	IAQ-A5-6	0.077	U			
BENZENE	SV-15-A-6	0.35	B	IAQ-A5-6	0.33	B			
CARBON TETRACHLORIDE	SV-15-A-6	0.48	J	IAQ-A5-6	0.47	J			
CHLOROFORM	SV-15-A-6	0.46		IAQ-A5-6	0.35	J			
CIS-1,2-DICHLOROETHENE	SV-15-A-6	83		IAQ-A5-6	0.095	U			
DICHLORODIFLUOROMETHANE	SV-15-A-6	2.2		IAQ-A5-6	2.3				
ETHYLBENZENE	SV-15-A-6	1.2		IAQ-A5-6	1.5				
METHYL TERT-BUTYL ETHER	SV-15-A-6	0.25	U	IAQ-A5-6	0.25	U			
METHYLENE CHLORIDE	SV-15-A-6	0.94		IAQ-A5-6	0.82				
NAPHTHALENE	SV-15-A-6	0.65	J	IAQ-A5-6	0.35	J			
TETRACHLOROETHENE	SV-15-A-6	0.26	J	IAQ-A5-6	0.22	J			
TOLUENE	SV-15-A-6	64		IAQ-A5-6	84				
TOTAL XYLENES	SV-15-A-6	4.5		IAQ-A5-6	6.8				
TRANS-1,2-DICHLOROETHENE	SV-15-A-6	1		IAQ-A5-6	0.079	U			
TRICHLOROETHENE	SV-15-A-6	16		IAQ-A5-6	0.075	U			
VINYL CHLORIDE	SV-15-A-6	0.078	J	IAQ-A5-6	0.074	U			
1,1-DICHLOROETHANE	SV-17-A-6	21		IAQ-A7-6	0.04	U			
1,1-DICHLOROETHENE	SV-17-A-6	17		IAQ-A7-6	0.052	U			
1,2,4-TRICHLOROBENZENE	SV-17-A-6	1.4	U	IAQ-A7-6	0.29	U			
1,2-DICHLOROETHANE	SV-17-A-6	0.38	U	IAQ-A7-6	0.077	U			
BENZENE	SV-17-A-6	0.59	J	IAQ-A7-6	0.38	B			
CARBON TETRACHLORIDE	SV-17-A-6	0.57	J	IAQ-A7-6	0.52				
CHLOROFORM	SV-17-A-6	81		IAQ-A7-6	0.51				
CIS-1,2-DICHLOROETHENE	SV-17-A-6	6.2		IAQ-A7-6	0.095	U			
DICHLORODIFLUOROMETHANE	SV-17-A-6	2.6		IAQ-A7-6	2.9				
ETHYLBENZENE	SV-17-A-6	0.59	U	IAQ-A7-6	1.2				
METHYL TERT-BUTYL ETHER	SV-17-A-6	1.2	U	IAQ-A7-6	0.25	U			
METHYLENE CHLORIDE	SV-17-A-6	43		IAQ-A7-6	0.73				
NAPHTHALENE	SV-17-A-6	0.94	U	IAQ-A7-6	0.24	J			
TETRACHLOROETHENE	SV-17-A-6	1.2	J	IAQ-A7-6	0.17	J			
TOLUENE	SV-17-A-6	14		IAQ-A7-6	56				
TOTAL XYLENES	SV-17-A-6	2.36	J	IAQ-A7-6	5.2				
TRANS-1,2-DICHLOROETHENE	SV-17-A-6	0.52	J	IAQ-A7-6	0.079	U			
TRICHLOROETHENE	SV-17-A-6	170		IAQ-A7-6	0.15	J			
VINYL CHLORIDE	SV-17-A-6	0.37	U	IAQ-A7-6	0.074	U			
1,1-DICHLOROETHANE	SV-18-A-6	650		IAQ-A6-6	0.062	J			
1,1-DICHLOROETHENE	SV-18-A-6	25000		IAQ-A6-6	0.42				
1,2,4-TRICHLOROBENZENE	SV-18-A-6	210	U	IAQ-A6-6	0.29	U			
1,2-DICHLOROETHANE	SV-18-A-6	55	U	IAQ-A6-6	0.077	U			
BENZENE	SV-18-A-6	52	U	IAQ-A6-6	1.2				
CARBON TETRACHLORIDE	SV-18-A-6	67	U	IAQ-A6-6	0.47	J			
CHLOROFORM	SV-18-A-6	52	U	IAQ-A6-6	2				
CIS-1,2-DICHLOROETHENE	SV-18-A-6	2700		IAQ-A6-6	0.23	J			
DICHLORODIFLUOROMETHANE	SV-18-A-6	95	U	IAQ-A6-6	2.3				

TABLE 3-4

CO-LOCATED SUB-SLAB VAPOR AND IAQ SAMPLE RESULTS, BUILDING A, JULY 2009
LOCKHEED MARTIN MIDDLE RIVER COMPLEX
MIDDLE RIVER, MARYLAND

Analyte	Sub-Slab Vapor Sample ID	Result (ug/m^3)	Qualifier	Co-Located IAQ Sample ID	Result (ug/m^3)	Qualifier	Co-Located IAQ Sample ID	Result (ug/m^3)	Qualifier
ETHYLBENZENE	SV-18-A-6	83	U	IAQ-A6-6	0.7				
METHYL TERT-BUTYL ETHER	SV-18-A-6	170	U	IAQ-A6-6	0.25	U			
METHYLENE CHLORIDE	SV-18-A-6	520		IAQ-A6-6	1.5				
NAPHTHALENE	SV-18-A-6	130	U	IAQ-A6-6	0.86	J			
TETRACHLOROETHENE	SV-18-A-6	77	U	IAQ-A6-6	0.25	J			
TOLUENE	SV-18-A-6	230		IAQ-A6-6	16				
TOTAL XYLENES	SV-18-A-6	224	U	IAQ-A6-6	3.12				
TRANS-1,2-DICHLOROETHENE	SV-18-A-6	56	U	IAQ-A6-6	0.079	U			
TRICHLOROETHENE	SV-18-A-6	43000		IAQ-A6-6	2.6				
VINYL CHLORIDE	SV-18-A-6	53	U	IAQ-A6-6	0.074	U			

Notes:
J = estimated
Gray shaded values exceed screening value
SV - Sub-slab vapor
IAQ = indoor Air Quality
ug/m^3 - micrograms per cubic meter
NA = not applicable
U = nondetect
B = blank contaminated

TABLE 3-5

IAQ SAMPLE RESULTS, BUILDING B, JULY 2009
LOCKHEED MARTIN MIDDLE RIVER COMPLEX
MIDDLE RIVER, MARYLAND

Sample ID	Analyte	Result (ug/m^3)	Qualifier	OSHA PEL ug/m3	Industrial Air Screening Level ug/m^3	Key
IAQ-B1-6	1,1-Dichloroethane	0.04	U	4.00E+05	77	ca
IAQ-B1-6	1,1-Dichloroethene	0.052	U	----	880	nc
IAQ-B1-6	1,2,4-Trichlorobenzene	0.29	U	4.00E+04[N]	18	nc
IAQ-B1-6	1,2-Dichloroethane	0.085	J	4.00E+05	4.7	ca
IAQ-B1-6	Benzene	0.6		3.19E+02	16	ca
IAQ-B1-6	Carbon Tetrachloride	0.8		6.29E+04	8.2	ca
IAQ-B1-6	Chloroform	0.24	J	2.40E+05	5.3	ca
IAQ-B1-6	Cis-1,2-Dichloroethene	0.095	U	7.90E+05	----	----
IAQ-B1-6	Dichlorodifluoromethane	2.5		4.95E+06	880	nc
IAQ-B1-6	Ethylbenzene	0.21	J	4.35E+05	49	ca
IAQ-B1-6	Methyl Tert-Butyl Ether	0.25	U	1.80E+05[A]	470	ca
IAQ-B1-6	Methylene Chloride	1.8	B	8.70E+04	260	ca
IAQ-B1-6	Naphthalene	0.19	U	5.00E+01	3.6	ca
IAQ-B1-6	Tetrachloroethene	0.17	J	6.78E+05	21	ca
IAQ-B1-6	Toluene	6.1		7.54E+05	22000	nc
IAQ-B1-6	Total Xylenes	0.4		4.34E+05	440	nc
IAQ-B1-6	Trans-1,2-Dichloroethene	0.079	U	7.90E+05	260	nc
IAQ-B1-6	Trichloroethene	0.075	U	5.37E+05	25[M]	ca
IAQ-B1-6	Vinyl Chloride	0.074	U	2.16E+04	28	ca
IAQ-B2-6	1,1-Dichloroethane	0.04	U	4.00E+05	77	ca
IAQ-B2-6	1,1-Dichloroethene	0.052	U	----	880	nc
IAQ-B2-6	1,2,4-Trichlorobenzene	0.29	U	4.00E+04[N]	18	nc
IAQ-B2-6	1,2-Dichloroethane	0.083	J	4.00E+05	4.7	ca
IAQ-B2-6	Benzene	0.73		3.19E+02	16	ca
IAQ-B2-6	Carbon Tetrachloride	0.59		6.29E+04	8.2	ca
IAQ-B2-6	Chloroform	1.1		2.40E+05	5.3	ca
IAQ-B2-6	Cis-1,2-Dichloroethene	0.095	U	7.90E+05	----	----
IAQ-B2-6	Dichlorodifluoromethane	2.7		4.95E+06	880	nc
IAQ-B2-6	Ethylbenzene	2		4.35E+05	49	ca
IAQ-B2-6	Methyl Tert-Butyl Ether	0.25	U	1.80E+05[A]	470	ca
IAQ-B2-6	Methylene Chloride	3		8.70E+04	260	ca
IAQ-B2-6	Naphthalene	1.1		5.00E+01	3.6	ca
IAQ-B2-6	Tetrachloroethene	0.35	J	6.78E+05	21	ca

TABLE 3-5

IAQ SAMPLE RESULTS, BUILDING B, JULY 2009
LOCKHEED MARTIN MIDDLE RIVER COMPLEX
MIDDLE RIVER, MARYLAND

Sample ID	Analyte	Result (ug/m^3)	Qualifier	OSHA PEL ug/m3	Industrial Air Screening Level ug/m^3	Key
IAQ-B2-6	Toluene	33		7.54E+05	22000	nc
IAQ-B2-6	Total Xylenes	8.9		4.34E+05	440	nc
IAQ-B2-6	Trans-1,2-Dichloroethene	0.079	U	7.90E+05	260	nc
IAQ-B2-6	Trichloroethene	0.25		5.37E+05	25[M]	ca
IAQ-B2-6	Vinyl Chloride	0.074	U	2.16E+04	28	ca
IAQ-B3-6	1,1-Dichloroethane	0.04	U	4.00E+05	77	ca
IAQ-B3-6	1,1-Dichloroethene	0.094	J	----	880	nc
IAQ-B3-6	1,2,4-Trichlorobenzene	0.29	U	4.00E+04[N]	18	nc
IAQ-B3-6	1,2-Dichloroethane	0.077	U	4.00E+05	4.7	ca
IAQ-B3-6	Benzene	0.8		3.19E+02	16	ca
IAQ-B3-6	Carbon Tetrachloride	0.55		6.29E+04	8.2	ca
IAQ-B3-6	Chloroform	2		2.40E+05	5.3	ca
IAQ-B3-6	Cis-1,2-Dichloroethene	0.095	U	7.90E+05	----	----
IAQ-B3-6	Dichlorodifluoromethane	2.8		4.95E+06	880	nc
IAQ-B3-6	Ethylbenzene	1.4		4.35E+05	49	ca
IAQ-B3-6	Methyl Tert-Butyl Ether	0.25	U	1.80E+05[A]	470	ca
IAQ-B3-6	Methylene Chloride	4.7		8.70E+04	260	ca
IAQ-B3-6	Naphthalene	0.19	U	5.00E+01	3.6	ca
IAQ-B3-6	Tetrachloroethene	0.42	J	6.78E+05	21	ca
IAQ-B3-6	Toluene	30		7.54E+05	22000	nc
IAQ-B3-6	Total Xylenes	4.08		4.34E+05	440	nc
IAQ-B3-6	Trans-1,2-Dichloroethene	0.079	U	7.90E+05	260	nc
IAQ-B3-6	Trichloroethene	0.46		5.37E+05	25[M]	ca
IAQ-B3-6	Vinyl Chloride	0.074	U	2.16E+04	28	ca
IAQ-B4-6	1,1-Dichloroethane	0.073	U	4.00E+05	77	ca
IAQ-B4-6	1,1-Dichloroethene	0.093	U	----	880	nc
IAQ-B4-6	1,2,4-Trichlorobenzene	0.52	U	4.00E+04[N]	18	nc
IAQ-B4-6	1,2-Dichloroethane	0.14	U	4.00E+05	4.7	ca
IAQ-B4-6	Benzene	0.89		3.19E+02	16	ca
IAQ-B4-6	Carbon Tetrachloride	0.58	J	6.29E+04	8.2	ca
IAQ-B4-6	Chloroform	0.77		2.40E+05	5.3	ca

TABLE 3-5

IAQ SAMPLE RESULTS, BUILDING B, JULY 2009
LOCKHEED MARTIN MIDDLE RIVER COMPLEX
MIDDLE RIVER, MARYLAND

Sample ID	Analyte	Result (ug/m^3)	Qualifier	OSHA PEL ug/m3	Industrial Air Screening Level ug/m^3	Key
IAQ-B4-6	Cis-1,2-Dichloroethene	0.17	U	7.90E+05	----	----
IAQ-B4-6	Dichlorodifluoromethane	2.6		4.95E+06	880	nc
IAQ-B4-6	Ethylbenzene	1.7		4.35E+05	49	ca
IAQ-B4-6	Methyl Tert-Butyl Ether	0.44	U	1.80E+05[A]	470	ca
IAQ-B4-6	Methylene Chloride	14		8.70E+04	260	ca
IAQ-B4-6	Naphthalene	0.34	U	5.00E+01	3.6	ca
IAQ-B4-6	Tetrachloroethene	0.37	J	6.78E+05	21	ca
IAQ-B4-6	Toluene	29		7.54E+05	22000	nc
IAQ-B4-6	Total Xylenes	7.4		4.34E+05	440	nc
IAQ-B4-6	Trans-1,2-Dichloroethene	0.14	U	7.90E+05	260	nc
IAQ-B4-6	Trichloroethene	0.2	J	5.37E+05	25[M]	ca
IAQ-B4-6	Vinyl Chloride	0.13	U	2.16E+04	28	ca
IAQ-B5-6	1,1-Dichloroethane	0.04	U	4.00E+05	77	ca
IAQ-B5-6	1,1-Dichloroethene	0.41		----	880	nc
IAQ-B5-6	1,2,4-Trichlorobenzene	0.29	U	4.00E+04[N]	18	nc
IAQ-B5-6	1,2-Dichloroethane	0.097	J	4.00E+05	4.7	ca
IAQ-B5-6	Benzene	0.87		3.19E+02	16	ca
IAQ-B5-6	Carbon Tetrachloride	0.69		6.29E+04	8.2	ca
IAQ-B5-6	Chloroform	2.5		2.40E+05	5.3	ca
IAQ-B5-6	Cis-1,2-Dichloroethene	0.095	U	7.90E+05	----	----
IAQ-B5-6	Dichlorodifluoromethane	4.8		4.95E+06	880	nc
IAQ-B5-6	Ethylbenzene	2.7		4.35E+05	49	ca
IAQ-B5-6	Methyl Tert-Butyl Ether	0.25	U	1.80E+05[A]	470	ca
IAQ-B5-6	Methylene Chloride	2.8		8.70E+04	260	ca
IAQ-B5-6	Naphthalene	3.2		5.00E+01	3.6	ca
IAQ-B5-6	Tetrachloroethene	0.53	J	6.78E+05	21	ca
IAQ-B5-6	Toluene	39		7.54E+05	22000	nc
IAQ-B5-6	Total Xylenes	11.8		4.34E+05	440	nc
IAQ-B5-6	Trans-1,2-Dichloroethene	0.079	U	7.90E+05	260	nc
IAQ-B5-6	Trichloroethene	1.8		5.37E+05	25[M]	ca
IAQ-B5-6	Vinyl Chloride	0.074	U	2.16E+04	28	ca
IAQ-B7-6	1,1-Dichloroethane	0.04	U	4.00E+05	77	ca

TABLE 3-5

IAQ SAMPLE RESULTS, BUILDING B, JULY 2009
LOCKHEED MARTIN MIDDLE RIVER COMPLEX
MIDDLE RIVER, MARYLAND

Sample ID	Analyte	Result (ug/m^3)	Qualifier	OSHA PEL ug/m3	Industrial Air Screening Level ug/m^3	Key
IAQ-B7-6	1,1-Dichloroethene	0.31	J	----	880	nc
IAQ-B7-6	1,2,4-Trichlorobenzene	0.29	U	4.00E+04[N]	18	nc
IAQ-B7-6	1,2-Dichloroethane	0.077	U	4.00E+05	4.7	ca
IAQ-B7-6	Benzene	0.69		3.19E+02	16	ca
IAQ-B7-6	Carbon Tetrachloride	0.6		6.29E+04	8.2	ca
IAQ-B7-6	Chloroform	1.2		2.40E+05	5.3	ca
IAQ-B7-6	Cis-1,2-Dichloroethene	0.095	U	7.90E+05	----	----
IAQ-B7-6	Dichlorodifluoromethane	3.7		4.95E+06	880	nc
IAQ-B7-6	Ethylbenzene	1.7		4.35E+05	49	ca
IAQ-B7-6	Methyl Tert-Butyl Ether	0.25	U	1.80E+05[A]	470	ca
IAQ-B7-6	Methylene Chloride	11		8.70E+04	260	ca
IAQ-B7-6	Naphthalene	1.3		5.00E+01	3.6	ca
IAQ-B7-6	Tetrachloroethene	0.37	J	6.78E+05	21	ca
IAQ-B7-6	Toluene	27		7.54E+05	22000	nc
IAQ-B7-6	Total Xylenes	7.4		4.34E+05	440	nc
IAQ-B7-6	Trans-1,2-Dichloroethene	0.079	U	7.90E+05	260	nc
IAQ-B7-6	Trichloroethene	1.3		5.37E+05	25[M]	ca
IAQ-B7-6	Vinyl Chloride	0.074	U	2.16E+04	28	ca
IAQ-B8-6	1,1-Dichloroethane	0.046	U	4.00E+05	77	ca
IAQ-B8-6	1,1-Dichloroethene	0.22	J	----	880	nc
IAQ-B8-6	1,2,4-Trichlorobenzene	0.33	U	4.00E+04[N]	18	nc
IAQ-B8-6	1,2-Dichloroethane	0.087	U	4.00E+05	4.7	ca
IAQ-B8-6	Benzene	0.86		3.19E+02	16	ca
IAQ-B8-6	Carbon Tetrachloride	0.75		6.29E+04	8.2	ca
IAQ-B8-6	Chloroform	1.5		2.40E+05	5.3	ca
IAQ-B8-6	Cis-1,2-Dichloroethene	0.11	U	7.90E+05	----	----
IAQ-B8-6	Dichlorodifluoromethane	3.5		4.95E+06	880	nc
IAQ-B8-6	Ethylbenzene	2.1		4.35E+05	49	ca
IAQ-B8-6	Methyl Tert-Butyl Ether	0.28	U	1.80E+05[A]	470	ca
IAQ-B8-6	Methylene Chloride	1.8	B	8.70E+04	260	ca
IAQ-B8-6	Naphthalene	0.77	J	5.00E+01	3.6	ca
IAQ-B8-6	Tetrachloroethene	0.56	J	6.78E+05	21	ca
IAQ-B8-6	Toluene	32		7.54E+05	22000	nc

TABLE 3-5

IAQ SAMPLE RESULTS, BUILDING B, JULY 2009
LOCKHEED MARTIN MIDDLE RIVER COMPLEX
MIDDLE RIVER, MARYLAND

Sample ID	Analyte	Result (ug/m^3)	Qualifier	OSHA PEL ug/m3	Industrial Air Screening Level ug/m^3	Key
IAQ-B8-6	Total Xylenes	12.1		4.34E+05	440	nc
IAQ-B8-6	Trans-1,2-Dichloroethene	0.09	U	7.90E+05	260	nc
IAQ-B8-6	Trichloroethene	0.94		5.37E+05	25[M]	ca
IAQ-B8-6	Vinyl Chloride	0.084	U	2.16E+04	28	ca
IAQ-B9-6	1,1-Dichloroethane	0.11	J	4.00E+05	77	ca
IAQ-B9-6	1,1-Dichloroethene	0.11	J	----	880	nc
IAQ-B9-6	1,2,4-Trichlorobenzene	0.36	J	4.00E+04[N]	18	nc
IAQ-B9-6	1,2-Dichloroethane	0.16	J	4.00E+05	4.7	ca
IAQ-B9-6	Benzene	0.84		3.19E+02	16	ca
IAQ-B9-6	Carbon Tetrachloride	0.78		6.29E+04	8.2	ca
IAQ-B9-6	Chloroform	1.2		2.40E+05	5.3	ca
IAQ-B9-6	Cis-1,2-Dichloroethene	0.19	J	7.90E+05	----	----
IAQ-B9-6	Dichlorodifluoromethane	3.3		4.95E+06	880	nc
IAQ-B9-6	Ethylbenzene	1.7		4.35E+05	49	ca
IAQ-B9-6	Methyl Tert-Butyl Ether	0.25	U	1.80E+05[A]	470	ca
IAQ-B9-6	Methylene Chloride	1.4	B	8.70E+04	260	ca
IAQ-B9-6	Naphthalene	1.1	J	5.00E+01	3.6	ca
IAQ-B9-6	Tetrachloroethene	0.6		6.78E+05	21	ca
IAQ-B9-6	Toluene	31		7.54E+05	22000	nc
IAQ-B9-6	Total Xylenes	7.4		4.34E+05	440	nc
IAQ-B9-6	Trans-1,2-Dichloroethene	0.1	J	7.90E+05	260	nc
IAQ-B9-6	Trichloroethene	0.48		5.37E+05	25[M]	ca
IAQ-B9-6	Vinyl Chloride	0.074	U	2.16E+04	28	ca
IAQ-B10-6	1,1-Dichloroethane	0.04	U	4.00E+05	77	ca
IAQ-B10-6	1,1-Dichloroethene	0.052	U	----	880	nc
IAQ-B10-6	1,2,4-Trichlorobenzene	0.29	U	4.00E+04[N]	18	nc
IAQ-B10-6	1,2-Dichloroethane	0.077	U	4.00E+05	4.7	ca
IAQ-B10-6	Benzene	0.37	B	3.19E+02	16	ca
IAQ-B10-6	Carbon Tetrachloride	0.56		6.29E+04	8.2	ca
IAQ-B10-6	Chloroform	0.36	J	2.40E+05	5.3	ca
IAQ-B10-6	Cis-1,2-Dichloroethene	0.095	U	7.90E+05	----	----
IAQ-B10-6	Dichlorodifluoromethane	2.9		4.95E+06	880	nc
IAQ-B10-6	Ethylbenzene	0.77		4.35E+05	49	ca

TABLE 3-5

IAQ SAMPLE RESULTS, BUILDING B, JULY 2009
LOCKHEED MARTIN MIDDLE RIVER COMPLEX
MIDDLE RIVER, MARYLAND

Sample ID	Analyte	Result (ug/m^3)	Qualifier	OSHA PEL ug/m3	Industrial Air Screening Level ug/m^3	Key
IAQ-B10-6	Methyl Tert-Butyl Ether	0.25	U	1.80E+05[A]	470	ca
IAQ-B10-6	Methylene Chloride	26		8.70E+04	260	ca
IAQ-B10-6	Naphthalene	3.8		5.00E+01	3.6	ca
IAQ-B10-6	Tetrachloroethene	0.11	U	6.78E+05	21	ca
IAQ-B10-6	Toluene	32		7.54E+05	22000	nc
IAQ-B10-6	Total Xylenes	2.93		4.34E+05	440	nc
IAQ-B10-6	Trans-1,2-Dichloroethene	0.079	U	7.90E+05	260	nc
IAQ-B10-6	Trichloroethene	0.31		5.37E+05	25[M]	ca
IAQ-B10-6	Vinyl Chloride	0.074	U	2.16E+04	28	ca
IAQ-B12-6	1,1-Dichloroethane	0.04	U	4.00E+05	77	ca
IAQ-B12-6	1,1-Dichloroethene	0.052	U	----	880	nc
IAQ-B12-6	1,2,4-Trichlorobenzene	0.29	U	4.00E+04[N]	18	nc
IAQ-B12-6	1,2-Dichloroethane	0.077	U	4.00E+05	4.7	ca
IAQ-B12-6	Benzene	0.55		3.19E+02	16	ca
IAQ-B12-6	Carbon Tetrachloride	0.61		6.29E+04	8.2	ca
IAQ-B12-6	Chloroform	0.26	J	2.40E+05	5.3	ca
IAQ-B12-6	Cis-1,2-Dichloroethene	0.095	U	7.90E+05	----	----
IAQ-B12-6	Dichlorodifluoromethane	2.8		4.95E+06	880	nc
IAQ-B12-6	Ethylbenzene	1		4.35E+05	49	ca
IAQ-B12-6	Methyl Tert-Butyl Ether	0.25	U	1.80E+05[A]	470	ca
IAQ-B12-6	Methylene Chloride	1.3	B	8.70E+04	260	ca
IAQ-B12-6	Naphthalene	0.19	U	5.00E+01	3.6	ca
IAQ-B12-6	Tetrachloroethene	0.22	J	6.78E+05	21	ca
IAQ-B12-6	Toluene	32		7.54E+05	22000	nc
IAQ-B12-6	Total Xylenes	3.17		4.34E+05	440	nc
IAQ-B12-6	Trans-1,2-Dichloroethene	0.079	U	7.90E+05	260	nc
IAQ-B12-6	Trichloroethene	0.15	J	5.37E+05	25[M]	ca
IAQ-B12-6	Vinyl Chloride	0.074	U	2.16E+04	28	ca
IAQ-B13-6	1,1-Dichloroethane	0.04	U	4.00E+05	77	ca
IAQ-B13-6	1,1-Dichloroethene	0.052	U	----	880	nc
IAQ-B13-6	1,2,4-Trichlorobenzene	0.29	U	4.00E+04[N]	18	nc
IAQ-B13-6	1,2-Dichloroethane	0.077	U	4.00E+05	4.7	ca
IAQ-B13-6	Benzene	0.49		3.19E+02	16	ca

TABLE 3-5

IAQ SAMPLE RESULTS, BUILDING B, JULY 2009
LOCKHEED MARTIN MIDDLE RIVER COMPLEX
MIDDLE RIVER, MARYLAND

Sample ID	Analyte	Result (ug/m^3)	Qualifier	OSHA PEL ug/m3	Industrial Air Screening Level ug/m^3	Key
IAQ-B13-6	Carbon Tetrachloride	0.64		6.29E+04	8.2	ca
IAQ-B13-6	Chloroform	0.25	J	2.40E+05	5.3	ca
IAQ-B13-6	Cis-1,2-Dichloroethene	0.095	U	7.90E+05	----	----
IAQ-B13-6	Dichlorodifluoromethane	2.8		4.95E+06	880	nc
IAQ-B13-6	Ethylbenzene	1.1		4.35E+05	49	ca
IAQ-B13-6	Methyl Tert-Butyl Ether	0.25	U	1.80E+05[A]	470	ca
IAQ-B13-6	Methylene Chloride	1.2	B	8.70E+04	260	ca
IAQ-B13-6	Naphthalene	0.33	J	5.00E+01	3.6	ca
IAQ-B13-6	Tetrachloroethene	0.19	J	6.78E+05	21	ca
IAQ-B13-6	Toluene	31		7.54E+05	22000	nc
IAQ-B13-6	Total Xylenes	4.59		4.34E+05	440	nc
IAQ-B13-6	Trans-1,2-Dichloroethene	0.079	U	7.90E+05	260	nc
IAQ-B13-6	Trichloroethene	0.075	U	5.37E+05	25[M]	ca
IAQ-B13-6	Vinyl Chloride	0.074	U	2.16E+04	28	ca

Notes:

Shaded cells indicate concentration greater than risk-based screening level
Industrial Air Screening Levels from USEPA Regional Screening Levels for Chemical Contaminants at Superfund Sites Apr-09
OSHA PEL = Occupational Safety and Health Administration Pemissible Exposure Limit
N = National Institute for Occupational Safety and Health Recommended Exposure Limit
A = American Council of Governmental Industrial Hygienists Theshold Limit Value
M = MDE screening level for trichloroethene
-- = not available
U = nondetect
ug/m3 = micrograms per cubic meter
ca = screening value based on 1x 10^{-5} carcinogenic risk
nc = screening value based on noncarcinogenic hazard index = 1

TABLE 3-6

SUB-SLAB VAPOR SAMPLE RESULTS, BUILDING B, JULY 2009
LOCKHEED MARTIN MIDDLE RIVER COMPLEX
MIDDLE RIVER, MARYLAND

Sample ID	Analyte	Result (ug/m3)	Qualifier	Target Shallow Soil Gas Concentration[(1)]
SV-B-1-6	1,1-DICHLOROETHANE	0.1	U	770
SV-B-1-6	1,1-DICHLOROETHENE	0.13	U	8800
SV-B-1-6	1,2,4-TRICHLOROBENZENE	0.72	U	180
SV-B-1-6	1,2-DICHLOROETHANE	0.19	U	47
SV-B-1-6	BENZENE	7		160
SV-B-1-6	CARBON TETRACHLORIDE	0.64	J	82
SV-B-1-6	CHLOROFORM	4.9		53
SV-B-1-6	CIS-1,2-DICHLOROETHENE	0.31	J	----
SV-B-1-6	DICHLORODIFLUOROMETHANE	3.5		8800
SV-B-1-6	ETHYLBENZENE	18		490
SV-B-1-6	METHYL TERT-BUTYL ETHER	0.61	U	4700
SV-B-1-6	METHYLENE CHLORIDE	2.8	B	2600
SV-B-1-6	NAPHTHALENE	170		36
SV-B-1-6	TETRACHLOROETHENE	3.8		210
SV-B-1-6	TOLUENE	130		220000
SV-B-1-6	TOTAL XYLENES	73		4400
SV-B-1-6	TRANS-1,2-DICHLOROETHENE	0.2	U	2600
SV-B-1-6	TRICHLOROETHENE	14		250[M]
SV-B-1-6	VINYL CHLORIDE	0.19	U	280
SV-B-2-6	1,1-DICHLOROETHANE	0.12	J	770
SV-B-2-6	1,1-DICHLOROETHENE	0.052	U	8800
SV-B-2-6	1,2,4-TRICHLOROBENZENE	5		180
SV-B-2-6	1,2-DICHLOROETHANE	0.077	U	47
SV-B-2-6	BENZENE	1.3		160
SV-B-2-6	CARBON TETRACHLORIDE	0.59		82
SV-B-2-6	CHLOROFORM	4		53
SV-B-2-6	CIS-1,2-DICHLOROETHENE	0.095	U	----
SV-B-2-6	DICHLORODIFLUOROMETHANE	2.7		8800
SV-B-2-6	ETHYLBENZENE	6.1		490
SV-B-2-6	METHYL TERT-BUTYL ETHER	0.46	J	4700
SV-B-2-6	METHYLENE CHLORIDE	1.5	B	2600
SV-B-2-6	NAPHTHALENE	24	J	36
SV-B-2-6	TETRACHLOROETHENE	4.1		210
SV-B-2-6	TOLUENE	58		220000
SV-B-2-6	TOTAL XYLENES	16.6		4400
SV-B-2-6	TRANS-1,2-DICHLOROETHENE	0.079	U	2600
SV-B-2-6	TRICHLOROETHENE	1.5		250[M]
SV-B-2-6	VINYL CHLORIDE	0.074	U	280

TABLE 3-6

SUB-SLAB VAPOR SAMPLE RESULTS, BUILDING B, JULY 2009
LOCKHEED MARTIN MIDDLE RIVER COMPLEX
MIDDLE RIVER, MARYLAND

Sample ID	Analyte	Result (ug/m3)	Qualifier	Target Shallow Soil Gas Concentration[(1)]
SV-B-2-6-D	1,1-DICHLOROETHANE	0.11	J	770
SV-B-2-6-D	1,1-DICHLOROETHENE	0.052	U	8800
SV-B-2-6-D	1,2,4-TRICHLOROBENZENE	4.1		180
SV-B-2-6-D	1,2-DICHLOROETHANE	0.077	U	47
SV-B-2-6-D	BENZENE	1.3		160
SV-B-2-6-D	CARBON TETRACHLORIDE	0.58		82
SV-B-2-6-D	CHLOROFORM	3.9		53
SV-B-2-6-D	CIS-1,2-DICHLOROETHENE	0.095	U	----
SV-B-2-6-D	DICHLORODIFLUOROMETHANE	2.5		8800
SV-B-2-6-D	ETHYLBENZENE	6.3		490
SV-B-2-6-D	METHYL TERT-BUTYL ETHER	0.39	J	4700
SV-B-2-6-D	METHYLENE CHLORIDE	1.5	B	2600
SV-B-2-6-D	NAPHTHALENE	18	J	36
SV-B-2-6-D	TETRACHLOROETHENE	4.4		210
SV-B-2-6-D	TOLUENE	59		220000
SV-B-2-6-D	TOTAL XYLENES	16.7		4400
SV-B-2-6-D	TRANS-1,2-DICHLOROETHENE	0.079	U	2600
SV-B-2-6-D	TRICHLOROETHENE	1.6		250[M]
SV-B-2-6-D	VINYL CHLORIDE	0.074	U	280
SV-B-3-6	1,1-DICHLOROETHANE	0.4		770
SV-B-3-6	1,1-DICHLOROETHENE	0.52		8800
SV-B-3-6	1,2,4-TRICHLOROBENZENE	2.9	U	180
SV-B-3-6	1,2-DICHLOROETHANE	0.77	U	47
SV-B-3-6	BENZENE	3.4		160
SV-B-3-6	CARBON TETRACHLORIDE	0.94	U	82
SV-B-3-6	CHLOROFORM	5.2		53
SV-B-3-6	CIS-1,2-DICHLOROETHENE	0.95	U	----
SV-B-3-6	DICHLORODIFLUOROMETHANE	8.6		8800
SV-B-3-6	ETHYLBENZENE	78		490
SV-B-3-6	METHYL TERT-BUTYL ETHER	2.5	U	4700
SV-B-3-6	METHYLENE CHLORIDE	9.3	B	2600
SV-B-3-6	NAPHTHALENE	3.8	B	36
SV-B-3-6	TETRACHLOROETHENE	1.1	U	210
SV-B-3-6	TOLUENE	260		220000
SV-B-3-6	TOTAL XYLENES	154		4400
SV-B-3-6	TRANS-1,2-DICHLOROETHENE	0.79	U	2600
SV-B-3-6	TRICHLOROETHENE	1.8	J	250[M]
SV-B-3-6	VINYL CHLORIDE	0.74	U	280
SV-B-4-6	1,1-DICHLOROETHANE	0.04	U	770

TABLE 3-6

SUB-SLAB VAPOR SAMPLE RESULTS, BUILDING B, JULY 2009
LOCKHEED MARTIN MIDDLE RIVER COMPLEX
MIDDLE RIVER, MARYLAND

Sample ID	Analyte	Result (ug/m3)	Qualifier	Target Shallow Soil Gas Concentration[(1)]
SV-B-4-6	1,1-DICHLOROETHENE	0.052	U	8800
SV-B-4-6	1,2,4-TRICHLOROBENZENE	0.29	U	180
SV-B-4-6	1,2-DICHLOROETHANE	0.077	U	47
SV-B-4-6	BENZENE	1.2		160
SV-B-4-6	CARBON TETRACHLORIDE	0.54		82
SV-B-4-6	CHLOROFORM	0.38	J	53
SV-B-4-6	CIS-1,2-DICHLOROETHENE	0.095	U	----
SV-B-4-6	DICHLORODIFLUOROMETHANE	2.2		8800
SV-B-4-6	ETHYLBENZENE	25		490
SV-B-4-6	METHYL TERT-BUTYL ETHER	0.25	U	4700
SV-B-4-6	METHYLENE CHLORIDE	4		2600
SV-B-4-6	NAPHTHALENE	0.37	J	36
SV-B-4-6	TETRACHLOROETHENE	4.6		210
SV-B-4-6	TOLUENE	7.8		220000
SV-B-4-6	TOTAL XYLENES	96		4400
SV-B-4-6	TRANS-1,2-DICHLOROETHENE	0.079	U	2600
SV-B-4-6	TRICHLOROETHENE	0.41		250[M]
SV-B-4-6	VINYL CHLORIDE	0.074	U	280
SV-B-5-6	1,1-DICHLOROETHANE	0.04	U	770
SV-B-5-6	1,1-DICHLOROETHENE	0.052	U	8800
SV-B-5-6	1,2,4-TRICHLOROBENZENE	0.5	J	180
SV-B-5-6	1,2-DICHLOROETHANE	0.12	J	47
SV-B-5-6	BENZENE	1.7		160
SV-B-5-6	CARBON TETRACHLORIDE	0.52		82
SV-B-5-6	CHLOROFORM	2.8		53
SV-B-5-6	CIS-1,2-DICHLOROETHENE	0.095	U	----
SV-B-5-6	DICHLORODIFLUOROMETHANE	1.4	J	8800
SV-B-5-6	ETHYLBENZENE	41		490
SV-B-5-6	METHYL TERT-BUTYL ETHER	0.31	J	4700
SV-B-5-6	METHYLENE CHLORIDE	0.98		2600
SV-B-5-6	NAPHTHALENE	18		36
SV-B-5-6	TETRACHLOROETHENE	1.5		210
SV-B-5-6	TOLUENE	58		220000
SV-B-5-6	TOTAL XYLENES	84		4400
SV-B-5-6	TRANS-1,2-DICHLOROETHENE	0.079	U	2600
SV-B-5-6	TRICHLOROETHENE	0.64		250[M]
SV-B-5-6	VINYL CHLORIDE	0.074	U	280
SV-B-6-6	1,1-DICHLOROETHANE	0.04	U	770
SV-B-6-6	1,1-DICHLOROETHENE	0.052	U	8800

TABLE 3-6

SUB-SLAB VAPOR SAMPLE RESULTS, BUILDING B, JULY 2009
LOCKHEED MARTIN MIDDLE RIVER COMPLEX
MIDDLE RIVER, MARYLAND

Sample ID	Analyte	Result (ug/m3)	Qualifier	Target Shallow Soil Gas Concentration[(1)]
SV-B-6-6	1,2,4-TRICHLOROBENZENE	0.29	U	180
SV-B-6-6	1,2-DICHLOROETHANE	0.077	U	47
SV-B-6-6	BENZENE	1.1		160
SV-B-6-6	CARBON TETRACHLORIDE	0.65		82
SV-B-6-6	CHLOROFORM	0.68		53
SV-B-6-6	CIS-1,2-DICHLOROETHENE	0.095	U	----
SV-B-6-6	DICHLORODIFLUOROMETHANE	2.2		8800
SV-B-6-6	ETHYLBENZENE	20		490
SV-B-6-6	METHYL TERT-BUTYL ETHER	0.25	U	4700
SV-B-6-6	METHYLENE CHLORIDE	3.1		2600
SV-B-6-6	NAPHTHALENE	4.2		36
SV-B-6-6	TETRACHLOROETHENE	1.3		210
SV-B-6-6	TOLUENE	48		220000
SV-B-6-6	TOTAL XYLENES	123		4400
SV-B-6-6	TRANS-1,2-DICHLOROETHENE	0.079	U	2600
SV-B-6-6	TRICHLOROETHENE	2		250[M]
SV-B-6-6	VINYL CHLORIDE	0.074	U	280
ISG-04-B-6	1,1-DICHLOROETHANE	0.37		770
ISG-04-B-6	1,1-DICHLOROETHENE	0.052	U	8800
ISG-04-B-6	1,2,4-TRICHLOROBENZENE	0.29	U	180
ISG-04-B-6	1,2-DICHLOROETHANE	0.077	U	47
ISG-04-B-6	BENZENE	0.29	B	160
ISG-04-B-6	CARBON TETRACHLORIDE	1.1		82
ISG-04-B-6	CHLOROFORM	1		53
ISG-04-B-6	CIS-1,2-DICHLOROETHENE	6.8		----
ISG-04-B-6	DICHLORODIFLUOROMETHANE	2.1		8800
ISG-04-B-6	ETHYLBENZENE	0.72		490
ISG-04-B-6	METHYL TERT-BUTYL ETHER	0.25	U	4700
ISG-04-B-6	METHYLENE CHLORIDE	0.51	B	2600
ISG-04-B-6	NAPHTHALENE	5.7		36
ISG-04-B-6	TETRACHLOROETHENE	1.4		210
ISG-04-B-6	TOLUENE	23		220000
ISG-04-B-6	TOTAL XYLENES	4.1		4400
ISG-04-B-6	TRANS-1,2-DICHLOROETHENE	0.54		2600
ISG-04-B-6	TRICHLOROETHENE	23		250[M]
ISG-04-B-6	VINYL CHLORIDE	0.074	U	280
ISG-05-B-6	1,1-DICHLOROETHANE	0.4	U	770
ISG-05-B-6	1,1-DICHLOROETHENE	0.52	U	8800
ISG-05-B-6	1,2,4-TRICHLOROBENZENE	2.9	U	180

TABLE 3-6

SUB-SLAB VAPOR SAMPLE RESULTS, BUILDING B, JULY 2009
LOCKHEED MARTIN MIDDLE RIVER COMPLEX
MIDDLE RIVER, MARYLAND

Sample ID	Analyte	Result (ug/m3)	Qualifier	Target Shallow Soil Gas Concentration[(1)]
ISG-05-B-6	1,2-DICHLOROETHANE	0.77	U	47
ISG-05-B-6	BENZENE	0.95	J	160
ISG-05-B-6	CARBON TETRACHLORIDE	0.94	U	82
ISG-05-B-6	CHLOROFORM	1.4	J	53
ISG-05-B-6	CIS-1,2-DICHLOROETHENE	0.95	U	----
ISG-05-B-6	DICHLORODIFLUOROMETHANE	2.8	J	8800
ISG-05-B-6	ETHYLBENZENE	2.1	J	490
ISG-05-B-6	METHYL TERT-BUTYL ETHER	2.5	U	4700
ISG-05-B-6	METHYLENE CHLORIDE	6.7	B	2600
ISG-05-B-6	NAPHTHALENE	10	B	36
ISG-05-B-6	TETRACHLOROETHENE	1.1	U	210
ISG-05-B-6	TOLUENE	200		220000
ISG-05-B-6	TOTAL XYLENES	11.2		4400
ISG-05-B-6	TRANS-1,2-DICHLOROETHENE	0.79	U	2600
ISG-05-B-6	TRICHLOROETHENE	1.4	J	250[M]
ISG-05-B-6	VINYL CHLORIDE	0.74	U	280
ISG-06-B-6	1,1-DICHLOROETHANE	0.4	U	770
ISG-06-B-6	1,1-DICHLOROETHENE	0.52	U	8800
ISG-06-B-6	1,2,4-TRICHLOROBENZENE	2.9	U	180
ISG-06-B-6	1,2-DICHLOROETHANE	0.77	U	47
ISG-06-B-6	BENZENE	1.4	J	160
ISG-06-B-6	CARBON TETRACHLORIDE	0.94	U	82
ISG-06-B-6	CHLOROFORM	0.73	U	53
ISG-06-B-6	CIS-1,2-DICHLOROETHENE	0.95	U	----
ISG-06-B-6	DICHLORODIFLUOROMETHANE	2.8	J	8800
ISG-06-B-6	ETHYLBENZENE	6		490
ISG-06-B-6	METHYL TERT-BUTYL ETHER	2.5	U	4700
ISG-06-B-6	METHYLENE CHLORIDE	7.3	B	2600
ISG-06-B-6	NAPHTHALENE	3.4	B	36
ISG-06-B-6	TETRACHLOROETHENE	4.1	J	210
ISG-06-B-6	TOLUENE	280		220000
ISG-06-B-6	TOTAL XYLENES	27.3		4400
ISG-06-B-6	TRANS-1,2-DICHLOROETHENE	0.79	U	2600
ISG-06-B-6	TRICHLOROETHENE	3.7		250[M]
ISG-06-B-6	VINYL CHLORIDE	0.74	U	280
ISG-07-B-6	1,1-DICHLOROETHANE	0.079	J	770
ISG-07-B-6	1,1-DICHLOROETHENE	0.052	U	8800
ISG-07-B-6	1,2,4-TRICHLOROBENZENE	0.36	J	180
ISG-07-B-6	1,2-DICHLOROETHANE	0.077	U	47

TABLE 3-6

SUB-SLAB VAPOR SAMPLE RESULTS, BUILDING B, JULY 2009
LOCKHEED MARTIN MIDDLE RIVER COMPLEX
MIDDLE RIVER, MARYLAND

Sample ID	Analyte	Result (ug/m3)	Qualifier	Target Shallow Soil Gas Concentration[(1)]
ISG-07-B-6	BENZENE	0.64		160
ISG-07-B-6	CARBON TETRACHLORIDE	0.66		82
ISG-07-B-6	CHLOROFORM	1.4		53
ISG-07-B-6	CIS-1,2-DICHLOROETHENE	0.13	J	----
ISG-07-B-6	DICHLORODIFLUOROMETHANE	1.6		8800
ISG-07-B-6	ETHYLBENZENE	0.74		490
ISG-07-B-6	METHYL TERT-BUTYL ETHER	0.25	U	4700
ISG-07-B-6	METHYLENE CHLORIDE	0.48	B	2600
ISG-07-B-6	NAPHTHALENE	6.8		36
ISG-07-B-6	TETRACHLOROETHENE	8.9		210
ISG-07-B-6	TOLUENE	6.3		220000
ISG-07-B-6	TOTAL XYLENES	4.7		4400
ISG-07-B-6	TRANS-1,2-DICHLOROETHENE	0.079	U	2600
ISG-07-B-6	TRICHLOROETHENE	5.9		250[M]
ISG-07-B-6	VINYL CHLORIDE	0.074	U	280
ISG-09-B-6	1,1-DICHLOROETHANE	0.4	U	770
ISG-09-B-6	1,1-DICHLOROETHENE	0.52	U	8800
ISG-09-B-6	1,2,4-TRICHLOROBENZENE	2.9	U	180
ISG-09-B-6	1,2-DICHLOROETHANE	0.77	U	47
ISG-09-B-6	BENZENE	0.74	J	160
ISG-09-B-6	CARBON TETRACHLORIDE	430		82
ISG-09-B-6	CHLOROFORM	7.1		53
ISG-09-B-6	CIS-1,2-DICHLOROETHENE	0.95	U	----
ISG-09-B-6	DICHLORODIFLUOROMETHANE	3.1	J	8800
ISG-09-B-6	ETHYLBENZENE	3.8		490
ISG-09-B-6	METHYL TERT-BUTYL ETHER	2.5	U	4700
ISG-09-B-6	METHYLENE CHLORIDE	6.4	B	2600
ISG-09-B-6	NAPHTHALENE	12		36
ISG-09-B-6	TETRACHLOROETHENE	13		210
ISG-09-B-6	TOLUENE	290		220000
ISG-09-B-6	TOTAL XYLENES	20.1		4400
ISG-09-B-6	TRANS-1,2-DICHLOROETHENE	0.79	U	2600
ISG-09-B-6	TRICHLOROETHENE	2.8		250[M]
ISG-09-B-6	VINYL CHLORIDE	0.74	U	280
ISG-10-B-6	1,1-DICHLOROETHANE	0.21	J	770
ISG-10-B-6	1,1-DICHLOROETHENE	0.052	U	8800
ISG-10-B-6	1,2,4-TRICHLOROBENZENE	0.44	J	180
ISG-10-B-6	1,2-DICHLOROETHANE	0.077	U	47
ISG-10-B-6	BENZENE	0.49		160

TABLE 3-6

SUB-SLAB VAPOR SAMPLE RESULTS, BUILDING B, JULY 2009
LOCKHEED MARTIN MIDDLE RIVER COMPLEX
MIDDLE RIVER, MARYLAND

Sample ID	Analyte	Result (ug/m3)	Qualifier	Target Shallow Soil Gas Concentration(1)
ISG-10-B-6	CARBON TETRACHLORIDE	0.63		82
ISG-10-B-6	CHLOROFORM	1.1		53
ISG-10-B-6	CIS-1,2-DICHLOROETHENE	0.91		----
ISG-10-B-6	DICHLORODIFLUOROMETHANE	2.5		8800
ISG-10-B-6	ETHYLBENZENE	1.6		490
ISG-10-B-6	METHYL TERT-BUTYL ETHER	0.25	U	4700
ISG-10-B-6	METHYLENE CHLORIDE	1.2	B	2600
ISG-10-B-6	NAPHTHALENE	16		36
ISG-10-B-6	TETRACHLOROETHENE	3.6		210
ISG-10-B-6	TOLUENE	30		220000
ISG-10-B-6	TOTAL XYLENES	9.2		4400
ISG-10-B-6	TRANS-1,2-DICHLOROETHENE	0.079	U	2600
ISG-10-B-6	TRICHLOROETHENE	72		250[M]
ISG-10-B-6	VINYL CHLORIDE	0.074	U	280

Notes:

(1) Screening values derived in accordance with Draft Guidance for Evaluating the Vapor Intrusion to Indoor Air Pathway from Groundwater and Soils November 2002. Screening values = EPA Industrial Air Screening Values ÷ 0.1 attenutation factor and correspond to a target cancer risk level of 1.0E-05.

Gray shaded values exceed screening value

SV - Sub-slab vapor

ug/m^3 - micrograms per cubic meter

M = screening value based on MDE IAQ target concentration of 25 ug/m3 divided by attenuation factor of 0.1

U = nondetect

J = estimated

B = blank contaminated

TABLE 3-7

SUB-SLAB VAPOR SAMPLE RESULTS, BUILDING B, JULY 2009
LOCKHEED MARTIN MIDDLE RIVER COMPLEX
MIDDLE RIVER, MARYLAND

Analyte	Sub-Slab Vapor Sample ID	Result (ug/m^3)	Qualifier	Co-Located IAQ Sample ID	Result (ug/m^3)	Qualifier
1,1-DICHLOROETHANE	SV-B-1-6	0.1	U	NA	NA	NA
1,1-DICHLOROETHENE	SV-B-1-6	0.13	U	NA	NA	NA
1,2,4-TRICHLOROBENZENE	SV-B-1-6	0.72	U	NA	NA	NA
1,2-DICHLOROETHANE	SV-B-1-6	0.19	U	NA	NA	NA
BENZENE	SV-B-1-6	7		NA	NA	NA
CARBON TETRACHLORIDE	SV-B-1-6	0.64	J	NA	NA	NA
CHLOROFORM	SV-B-1-6	4.9		NA	NA	NA
CIS-1,2-DICHLOROETHENE	SV-B-1-6	0.31	J	NA	NA	NA
DICHLORODIFLUOROMETHANE	SV-B-1-6	3.5		NA	NA	NA
ETHYLBENZENE	SV-B-1-6	18		NA	NA	NA
METHYL TERT-BUTYL ETHER	SV-B-1-6	0.61	U	NA	NA	NA
METHYLENE CHLORIDE	SV-B-1-6	2.8	B	NA	NA	NA
NAPHTHALENE	SV-B-1-6	170		NA	NA	NA
TETRACHLOROETHENE	SV-B-1-6	3.8		NA	NA	NA
TOLUENE	SV-B-1-6	130		NA	NA	NA
TOTAL XYLENES	SV-B-1-6	73		NA	NA	NA
TRANS-1,2-DICHLOROETHENE	SV-B-1-6	0.2	U	NA	NA	NA
TRICHLOROETHENE	SV-B-1-6	14		NA	NA	NA
VINYL CHLORIDE	SV-B-1-6	0.19	U	NA	NA	NA
1,1-DICHLOROETHANE	SV-B-2-6	0.12	J	IAQ-B4-6	0.073	U
1,1-DICHLOROETHENE	SV-B-2-6	0.052	U	IAQ-B4-6	0.093	U
1,2,4-TRICHLOROBENZENE	SV-B-2-6	5		IAQ-B4-6	0.52	U
1,2-DICHLOROETHANE	SV-B-2-6	0.077	U	IAQ-B4-6	0.14	U
BENZENE	SV-B-2-6	1.3		IAQ-B4-6	0.89	
CARBON TETRACHLORIDE	SV-B-2-6	0.59		IAQ-B4-6	0.58	J
CHLOROFORM	SV-B-2-6	4		IAQ-B4-6	0.77	
CIS-1,2-DICHLOROETHENE	SV-B-2-6	0.095	U	IAQ-B4-6	0.17	U
DICHLORODIFLUOROMETHANE	SV-B-2-6	2.7		IAQ-B4-6	2.6	
ETHYLBENZENE	SV-B-2-6	6.1		IAQ-B4-6	1.7	
METHYL TERT-BUTYL ETHER	SV-B-2-6	0.46	J	IAQ-B4-6	0.44	U
METHYLENE CHLORIDE	SV-B-2-6	1.5	B	IAQ-B4-6	14	
NAPHTHALENE	SV-B-2-6	24	J	IAQ-B4-6	0.34	U
TETRACHLOROETHENE	SV-B-2-6	4.1		IAQ-B4-6	0.37	J
TOLUENE	SV-B-2-6	58		IAQ-B4-6	29	
TOTAL XYLENES	SV-B-2-6	16.6		IAQ-B4-6	7.4	
TRANS-1,2-DICHLOROETHENE	SV-B-2-6	0.079	U	IAQ-B4-6	0.14	U
TRICHLOROETHENE	SV-B-2-6	1.5		IAQ-B4-6	0.2	J
VINYL CHLORIDE	SV-B-2-6	0.074	U	IAQ-B4-6	0.13	U
1,1-DICHLOROETHANE	SV-B-2-6-D	0.11	J	IAQ-B4-6	0.073	U
1,1-DICHLOROETHENE	SV-B-2-6-D	0.052	U	IAQ-B4-6	0.093	U
1,2,4-TRICHLOROBENZENE	SV-B-2-6-D	4.1		IAQ-B4-6	0.52	U
1,2-DICHLOROETHANE	SV-B-2-6-D	0.077	U	IAQ-B4-6	0.14	U
BENZENE	SV-B-2-6-D	1.3		IAQ-B4-6	0.89	
CARBON TETRACHLORIDE	SV-B-2-6-D	0.58		IAQ-B4-6	0.58	J
CHLOROFORM	SV-B-2-6-D	3.9		IAQ-B4-6	0.77	
CIS-1,2-DICHLOROETHENE	SV-B-2-6-D	0.095	U	IAQ-B4-6	0.17	U
DICHLORODIFLUOROMETHANE	SV-B-2-6-D	2.5		IAQ-B4-6	2.6	
ETHYLBENZENE	SV-B-2-6-D	6.3		IAQ-B4-6	1.7	

TABLE 3-7

SUB-SLAB VAPOR SAMPLE RESULTS, BUILDING B, JULY 2009
LOCKHEED MARTIN MIDDLE RIVER COMPLEX
MIDDLE RIVER, MARYLAND

Analyte	Sub-Slab Vapor Sample ID	Result (ug/m^3)	Qualifier	Co-Located IAQ Sample ID	Result (ug/m^3)	Qualifier
METHYL TERT-BUTYL ETHER	SV-B-2-6-D	0.39	J	IAQ-B4-6	0.44	U
METHYLENE CHLORIDE	SV-B-2-6-D	1.5	B	IAQ-B4-6	14	
NAPHTHALENE	SV-B-2-6-D	18	J	IAQ-B4-6	0.34	U
TETRACHLOROETHENE	SV-B-2-6-D	4.4		IAQ-B4-6	0.37	J
TOLUENE	SV-B-2-6-D	59		IAQ-B4-6	29	
TOTAL XYLENES	SV-B-2-6-D	16.7		IAQ-B4-6	7.4	
TRANS-1,2-DICHLOROETHENE	SV-B-2-6-D	0.079	U	IAQ-B4-6	0.14	U
TRICHLOROETHENE	SV-B-2-6-D	1.6		IAQ-B4-6	0.2	J
VINYL CHLORIDE	SV-B-2-6-D	0.074	U	IAQ-B4-6	0.13	U
1,1-DICHLOROETHANE	SV-B-3-6	0.4	U	IAQ-B5-6	0.04	U
1,1-DICHLOROETHENE	SV-B-3-6	0.52	U	IAQ-B5-6	0.41	
1,2,4-TRICHLOROBENZENE	SV-B-3-6	2.9	U	IAQ-B5-6	0.29	U
1,2-DICHLOROETHANE	SV-B-3-6	0.77	U	IAQ-B5-6	0.097	J
BENZENE	SV-B-3-6	3.4		IAQ-B5-6	0.87	
CARBON TETRACHLORIDE	SV-B-3-6	0.94	U	IAQ-B5-6	0.69	
CHLOROFORM	SV-B-3-6	5.2		IAQ-B5-6	2.5	
CIS-1,2-DICHLOROETHENE	SV-B-3-6	0.95	U	IAQ-B5-6	0.095	U
DICHLORODIFLUOROMETHANE	SV-B-3-6	8.6		IAQ-B5-6	4.8	
ETHYLBENZENE	SV-B-3-6	78		IAQ-B5-6	2.7	
METHYL TERT-BUTYL ETHER	SV-B-3-6	2.5	U	IAQ-B5-6	0.25	U
METHYLENE CHLORIDE	SV-B-3-6	9.3	B	IAQ-B5-6	2.8	
NAPHTHALENE	SV-B-3-6	3.8	B	IAQ-B5-6	3.2	
TETRACHLOROETHENE	SV-B-3-6	1.1	U	IAQ-B5-6	0.53	J
TOLUENE	SV-B-3-6	260		IAQ-B5-6	39	
TOTAL XYLENES	SV-B-3-6	154		IAQ-B5-6	11.8	
TRANS-1,2-DICHLOROETHENE	SV-B-3-6	0.79	U	IAQ-B5-6	0.079	U
TRICHLOROETHENE	SV-B-3-6	1.8	J	IAQ-B5-6	1.8	
VINYL CHLORIDE	SV-B-3-6	0.74	U	IAQ-B5-6	0.074	U
1,1-DICHLOROETHANE	SV-B-4-6	0.04	U	IAQ-B12-6	0.04	U
1,1-DICHLOROETHENE	SV-B-4-6	0.052	U	IAQ-B12-6	0.052	U
1,2,4-TRICHLOROBENZENE	SV-B-4-6	0.29	U	IAQ-B12-6	0.29	U
1,2-DICHLOROETHANE	SV-B-4-6	0.077	U	IAQ-B12-6	0.077	U
BENZENE	SV-B-4-6	1.2		IAQ-B12-6	0.55	
CARBON TETRACHLORIDE	SV-B-4-6	0.54		IAQ-B12-6	0.61	
CHLOROFORM	SV-B-4-6	0.38	J	IAQ-B12-6	0.26	J
CIS-1,2-DICHLOROETHENE	SV-B-4-6	0.095	U	IAQ-B12-6	0.095	U
DICHLORODIFLUOROMETHANE	SV-B-4-6	2.2		IAQ-B12-6	2.8	
ETHYLBENZENE	SV-B-4-6	25		IAQ-B12-6	1	
METHYL TERT-BUTYL ETHER	SV-B-4-6	0.25	U	IAQ-B12-6	0.25	U
METHYLENE CHLORIDE	SV-B-4-6	4		IAQ-B12-6	1.3	B
NAPHTHALENE	SV-B-4-6	0.37	J	IAQ-B12-6	0.19	U
TETRACHLOROETHENE	SV-B-4-6	4.6		IAQ-B12-6	0.22	J
TOLUENE	SV-B-4-6	7.8		IAQ-B12-6	32	
TOTAL XYLENES	SV-B-4-6	96		IAQ-B12-6	3.17	
TRANS-1,2-DICHLOROETHENE	SV-B-4-6	0.079	U	IAQ-B12-6	0.079	U
TRICHLOROETHENE	SV-B-4-6	0.41		IAQ-B12-6	0.15	J
VINYL CHLORIDE	SV-B-4-6	0.074	U	IAQ-B12-6	0.074	U
1,1-DICHLOROETHANE	SV-B-5-6	0.04	U	IAQ-B8-6	0.046	U

TABLE 3-7

SUB-SLAB VAPOR SAMPLE RESULTS, BUILDING B, JULY 2009
LOCKHEED MARTIN MIDDLE RIVER COMPLEX
MIDDLE RIVER, MARYLAND

Analyte	Sub-Slab Vapor Sample ID	Result (ug/m^3)	Qualifier	Co-Located IAQ Sample ID	Result (ug/m^3)	Qualifier
1,1-DICHLOROETHENE	SV-B-5-6	0.052	U	IAQ-B8-6	0.22	J
1,2,4-TRICHLOROBENZENE	SV-B-5-6	0.5	J	IAQ-B8-6	0.33	U
1,2-DICHLOROETHANE	SV-B-5-6	0.12	J	IAQ-B8-6	0.087	U
BENZENE	SV-B-5-6	1.7		IAQ-B8-6	0.86	
CARBON TETRACHLORIDE	SV-B-5-6	0.52		IAQ-B8-6	0.75	
CHLOROFORM	SV-B-5-6	2.8		IAQ-B8-6	1.5	
CIS-1,2-DICHLOROETHENE	SV-B-5-6	0.095	U	IAQ-B8-6	0.11	U
DICHLORODIFLUOROMETHANE	SV-B-5-6	1.4	J	IAQ-B8-6	3.5	
ETHYLBENZENE	SV-B-5-6	41		IAQ-B8-6	2.1	
METHYL TERT-BUTYL ETHER	SV-B-5-6	0.31	J	IAQ-B8-6	0.28	U
METHYLENE CHLORIDE	SV-B-5-6	0.98		IAQ-B8-6	1.8	B
NAPHTHALENE	SV-B-5-6	18		IAQ-B8-6	0.77	J
TETRACHLOROETHENE	SV-B-5-6	1.5		IAQ-B8-6	0.56	J
TOLUENE	SV-B-5-6	58		IAQ-B8-6	32	
TOTAL XYLENES	SV-B-5-6	84		IAQ-B8-6	12.1	
TRANS-1,2-DICHLOROETHENE	SV-B-5-6	0.079	U	IAQ-B8-6	0.09	U
TRICHLOROETHENE	SV-B-5-6	0.64		IAQ-B8-6	0.94	
VINYL CHLORIDE	SV-B-5-6	0.074	U	IAQ-B8-6	0.084	U
1,1-DICHLOROETHANE	SV-B-6-6	0.04	U	IAQ-B13-6	0.04	U
1,1-DICHLOROETHENE	SV-B-6-6	0.052	U	IAQ-B13-6	0.052	U
1,2,4-TRICHLOROBENZENE	SV-B-6-6	0.29	U	IAQ-B13-6	0.29	U
1,2-DICHLOROETHANE	SV-B-6-6	0.077	U	IAQ-B13-6	0.077	U
BENZENE	SV-B-6-6	1.1		IAQ-B13-6	0.49	
CARBON TETRACHLORIDE	SV-B-6-6	0.65		IAQ-B13-6	0.64	
CHLOROFORM	SV-B-6-6	0.68		IAQ-B13-6	0.25	J
CIS-1,2-DICHLOROETHENE	SV-B-6-6	0.095	U	IAQ-B13-6	0.095	U
DICHLORODIFLUOROMETHANE	SV-B-6-6	2.2		IAQ-B13-6	2.8	
ETHYLBENZENE	SV-B-6-6	20		IAQ-B13-6	1.1	
METHYL TERT-BUTYL ETHER	SV-B-6-6	0.25	U	IAQ-B13-6	0.25	U
METHYLENE CHLORIDE	SV-B-6-6	3.1		IAQ-B13-6	1.2	B
NAPHTHALENE	SV-B-6-6	4.2		IAQ-B13-6	0.33	J
TETRACHLOROETHENE	SV-B-6-6	1.3		IAQ-B13-6	0.19	J
TOLUENE	SV-B-6-6	48		IAQ-B13-6	31	
TOTAL XYLENES	SV-B-6-6	123		IAQ-B13-6	4.59	
TRANS-1,2-DICHLOROETHENE	SV-B-6-6	0.079	U	IAQ-B13-6	0.079	U
TRICHLOROETHENE	SV-B-6-6	2		IAQ-B13-6	0.075	U
VINYL CHLORIDE	SV-B-6-6	0.074	U	IAQ-B13-6	0.074	U
1,1-DICHLOROETHANE	ISG-04-B-6	0.37		IAQ-B10-6	0.04	U
1,1-DICHLOROETHENE	ISG-04-B-6	0.052	U	IAQ-B10-6	0.052	U
1,2,4-TRICHLOROBENZENE	ISG-04-B-6	0.29	U	IAQ-B10-6	0.29	U
1,2-DICHLOROETHANE	ISG-04-B-6	0.077	U	IAQ-B10-6	0.077	U
BENZENE	ISG-04-B-6	0.29	B	IAQ-B10-6	0.37	B
CARBON TETRACHLORIDE	ISG-04-B-6	1.1		IAQ-B10-6	0.56	
CHLOROFORM	ISG-04-B-6	1		IAQ-B10-6	0.36	J
CIS-1,2-DICHLOROETHENE	ISG-04-B-6	6.8		IAQ-B10-6	0.095	U
DICHLORODIFLUOROMETHANE	ISG-04-B-6	2.1		IAQ-B10-6	2.9	
ETHYLBENZENE	ISG-04-B-6	0.72		IAQ-B10-6	0.77	
METHYL TERT-BUTYL ETHER	ISG-04-B-6	0.25	U	IAQ-B10-6	0.25	U
METHYLENE CHLORIDE	ISG-04-B-6	0.51	B	IAQ-B10-6	26	

TABLE 3-7

SUB-SLAB VAPOR SAMPLE RESULTS, BUILDING B, JULY 2009
LOCKHEED MARTIN MIDDLE RIVER COMPLEX
MIDDLE RIVER, MARYLAND

Analyte	Sub-Slab Vapor Sample ID	Result (ug/m^3)	Qualifier	Co-Located IAQ Sample ID	Result (ug/m^3)	Qualifier
NAPHTHALENE	ISG-04-B-6	5.7		IAQ-B10-6	3.8	
TETRACHLOROETHENE	ISG-04-B-6	1.4		IAQ-B10-6	0.11	U
TOLUENE	ISG-04-B-6	23		IAQ-B10-6	32	
TOTAL XYLENES	ISG-04-B-6	4.1		IAQ-B10-6	2.93	
TRANS-1,2-DICHLOROETHENE	ISG-04-B-6	0.54		IAQ-B10-6	0.079	U
TRICHLOROETHENE	ISG-04-B-6	23		IAQ-B10-6	0.31	
VINYL CHLORIDE	ISG-04-B-6	0.074	U	IAQ-B10-6	0.074	U
1,1-DICHLOROETHANE	ISG-05-B-6	0.4	U	IAQ-B9-6	0.11	J
1,1-DICHLOROETHENE	ISG-05-B-6	0.52	U	IAQ-B9-6	0.11	J
1,2,4-TRICHLOROBENZENE	ISG-05-B-6	2.9	U	IAQ-B9-6	0.36	J
1,2-DICHLOROETHANE	ISG-05-B-6	0.77	U	IAQ-B9-6	0.16	J
BENZENE	ISG-05-B-6	0.95	J	IAQ-B9-6	0.84	
CARBON TETRACHLORIDE	ISG-05-B-6	0.94	U	IAQ-B9-6	0.78	
CHLOROFORM	ISG-05-B-6	1.4	J	IAQ-B9-6	1.2	
CIS-1,2-DICHLOROETHENE	ISG-05-B-6	0.95	U	IAQ-B9-6	0.19	J
DICHLORODIFLUOROMETHANE	ISG-05-B-6	2.8	J	IAQ-B9-6	3.3	
ETHYLBENZENE	ISG-05-B-6	2.1	J	IAQ-B9-6	1.7	
METHYL TERT-BUTYL ETHER	ISG-05-B-6	2.5	U	IAQ-B9-6	0.25	U
METHYLENE CHLORIDE	ISG-05-B-6	6.7	B	IAQ-B9-6	1.4	B
NAPHTHALENE	ISG-05-B-6	10	B	IAQ-B9-6	1.1	J
TETRACHLOROETHENE	ISG-05-B-6	1.1	U	IAQ-B9-6	0.6	
TOLUENE	ISG-05-B-6	200		IAQ-B9-6	31	
TOTAL XYLENES	ISG-05-B-6	11.2		IAQ-B9-6	7.4	
TRANS-1,2-DICHLOROETHENE	ISG-05-B-6	0.79	U	IAQ-B9-6	0.1	J
TRICHLOROETHENE	ISG-05-B-6	1.4	J	IAQ-B9-6	0.48	
VINYL CHLORIDE	ISG-05-B-6	0.74	U	IAQ-B9-6	0.074	U
1,1-DICHLOROETHANE	ISG-06-B-6	0.4	U	IAQ-B7-6	0.04	U
1,1-DICHLOROETHENE	ISG-06-B-6	0.52	U	IAQ-B7-6	0.31	J
1,2,4-TRICHLOROBENZENE	ISG-06-B-6	2.9	U	IAQ-B7-6	0.29	U
1,2-DICHLOROETHANE	ISG-06-B-6	0.77	U	IAQ-B7-6	0.077	U
BENZENE	ISG-06-B-6	1.4	J	IAQ-B7-6	0.69	
CARBON TETRACHLORIDE	ISG-06-B-6	0.94	U	IAQ-B7-6	0.6	
CHLOROFORM	ISG-06-B-6	0.73	U	IAQ-B7-6	1.2	
CIS-1,2-DICHLOROETHENE	ISG-06-B-6	0.95	U	IAQ-B7-6	0.095	U
DICHLORODIFLUOROMETHANE	ISG-06-B-6	2.8	J	IAQ-B7-6	3.7	
ETHYLBENZENE	ISG-06-B-6	6		IAQ-B7-6	1.7	
METHYL TERT-BUTYL ETHER	ISG-06-B-6	2.5	U	IAQ-B7-6	0.25	U
METHYLENE CHLORIDE	ISG-06-B-6	7.3	B	IAQ-B7-6	11	
NAPHTHALENE	ISG-06-B-6	3.4	B	IAQ-B7-6	1.3	
TETRACHLOROETHENE	ISG-06-B-6	4.1	J	IAQ-B7-6	0.37	J
TOLUENE	ISG-06-B-6	280		IAQ-B7-6	27	
TOTAL XYLENES	ISG-06-B-6	27.3		IAQ-B7-6	7.4	
TRANS-1,2-DICHLOROETHENE	ISG-06-B-6	0.79	U	IAQ-B7-6	0.079	U
TRICHLOROETHENE	ISG-06-B-6	3.7		IAQ-B7-6	1.3	
VINYL CHLORIDE	ISG-06-B-6	0.74	U	IAQ-B7-6	0.074	U
1,1-DICHLOROETHANE	ISG-07-B-6	0.079	J	IAQ-B3-6	0.04	U
1,1-DICHLOROETHENE	ISG-07-B-6	0.052	U	IAQ-B3-6	0.094	J
1,2,4-TRICHLOROBENZENE	ISG-07-B-6	0.36	J	IAQ-B3-6	0.29	U

TABLE 3-7

SUB-SLAB VAPOR SAMPLE RESULTS, BUILDING B, JULY 2009
LOCKHEED MARTIN MIDDLE RIVER COMPLEX
MIDDLE RIVER, MARYLAND

Analyte	Sub-Slab Vapor Sample ID	Result (ug/m^3)	Qualifier	Co-Located IAQ Sample ID	Result (ug/m^3)	Qualifier
1,2-DICHLOROETHANE	ISG-07-B-6	0.077	U	IAQ-B3-6	0.077	U
BENZENE	ISG-07-B-6	0.64		IAQ-B3-6	0.8	
CARBON TETRACHLORIDE	ISG-07-B-6	0.66		IAQ-B3-6	0.55	
CHLOROFORM	ISG-07-B-6	1.4		IAQ-B3-6	2	
CIS-1,2-DICHLOROETHENE	ISG-07-B-6	0.13	J	IAQ-B3-6	0.095	U
DICHLORODIFLUOROMETHANE	ISG-07-B-6	1.6		IAQ-B3-6	2.8	
ETHYLBENZENE	ISG-07-B-6	0.74		IAQ-B3-6	1.4	
METHYL TERT-BUTYL ETHER	ISG-07-B-6	0.25	U	IAQ-B3-6	0.25	U
METHYLENE CHLORIDE	ISG-07-B-6	0.48	B	IAQ-B3-6	4.7	
NAPHTHALENE	ISG-07-B-6	6.8		IAQ-B3-6	0.19	U
TETRACHLOROETHENE	ISG-07-B-6	8.9		IAQ-B3-6	0.42	J
TOLUENE	ISG-07-B-6	6.3		IAQ-B3-6	30	
TOTAL XYLENES	ISG-07-B-6	4.7		IAQ-B3-6	4.08	
TRANS-1,2-DICHLOROETHENE	ISG-07-B-6	0.079	U	IAQ-B3-6	0.079	U
TRICHLOROETHENE	ISG-07-B-6	5.9		IAQ-B3-6	0.46	
VINYL CHLORIDE	ISG-07-B-6	0.074	U	IAQ-B3-6	0.074	U
1,1-DICHLOROETHANE	ISG-09-B-6	0.4	U	IAQ-B1-6	0.04	U
1,1-DICHLOROETHENE	ISG-09-B-6	0.52	U	IAQ-B1-6	0.052	U
1,2,4-TRICHLOROBENZENE	ISG-09-B-6	2.9	U	IAQ-B1-6	0.29	U
1,2-DICHLOROETHANE	ISG-09-B-6	0.77	U	IAQ-B1-6	0.085	J
BENZENE	ISG-09-B-6	0.74	J	IAQ-B1-6	0.6	
CARBON TETRACHLORIDE	ISG-09-B-6	430		IAQ-B1-6	0.8	
CHLOROFORM	ISG-09-B-6	7.1		IAQ-B1-6	0.24	J
CIS-1,2-DICHLOROETHENE	ISG-09-B-6	0.95	U	IAQ-B1-6	0.095	U
DICHLORODIFLUOROMETHANE	ISG-09-B-6	3.1	J	IAQ-B1-6	2.5	
ETHYLBENZENE	ISG-09-B-6	3.8		IAQ-B1-6	0.21	J
METHYL TERT-BUTYL ETHER	ISG-09-B-6	2.5	U	IAQ-B1-6	0.25	U
METHYLENE CHLORIDE	ISG-09-B-6	6.4	B	IAQ-B1-6	1.8	B
NAPHTHALENE	ISG-09-B-6	12		IAQ-B1-6	0.19	U
TETRACHLOROETHENE	ISG-09-B-6	13		IAQ-B1-6	0.17	J
TOLUENE	ISG-09-B-6	290		IAQ-B1-6	6.1	
TOTAL XYLENES	ISG-09-B-6	20.1		IAQ-B1-6	0.4	
TRANS-1,2-DICHLOROETHENE	ISG-09-B-6	0.79	U	IAQ-B1-6	0.079	U
TRICHLOROETHENE	ISG-09-B-6	2.8		IAQ-B1-6	0.075	U
VINYL CHLORIDE	ISG-09-B-6	0.74	U	IAQ-B1-6	0.074	U
1,1-DICHLOROETHANE	ISG-10-B-6	0.21	J	IAQ-B2-6	0.04	U
1,1-DICHLOROETHENE	ISG-10-B-6	0.052	U	IAQ-B2-6	0.052	U
1,2,4-TRICHLOROBENZENE	ISG-10-B-6	0.44	J	IAQ-B2-6	0.29	U
1,2-DICHLOROETHANE	ISG-10-B-6	0.077	U	IAQ-B2-6	0.083	J
BENZENE	ISG-10-B-6	0.49		IAQ-B2-6	0.73	
CARBON TETRACHLORIDE	ISG-10-B-6	0.63		IAQ-B2-6	0.59	
CHLOROFORM	ISG-10-B-6	1.1		IAQ-B2-6	1.1	
CIS-1,2-DICHLOROETHENE	ISG-10-B-6	0.91		IAQ-B2-6	0.095	U
DICHLORODIFLUOROMETHANE	ISG-10-B-6	2.5		IAQ-B2-6	2.7	
ETHYLBENZENE	ISG-10-B-6	1.6		IAQ-B2-6	2	
METHYL TERT-BUTYL ETHER	ISG-10-B-6	0.25	U	IAQ-B2-6	0.25	U
METHYLENE CHLORIDE	ISG-10-B-6	1.2	B	IAQ-B2-6	3	
NAPHTHALENE	ISG-10-B-6	16		IAQ-B2-6	1.1	
TETRACHLOROETHENE	ISG-10-B-6	3.6		IAQ-B2-6	0.35	J

TABLE 3-7

SUB-SLAB VAPOR SAMPLE RESULTS, BUILDING B, JULY 2009
LOCKHEED MARTIN MIDDLE RIVER COMPLEX
MIDDLE RIVER, MARYLAND

Analyte	Sub-Slab Vapor Sample ID	Result (ug/m^3)	Qualifier	Co-Located IAQ Sample ID	Result (ug/m^3)	Qualifier
TOLUENE	ISG-10-B-6	30		IAQ-B2-6	33	
TOTAL XYLENES	ISG-10-B-6	9.2		IAQ-B2-6	8.9	
TRANS-1,2-DICHLOROETHENE	ISG-10-B-6	0.079	U	IAQ-B2-6	0.079	U
TRICHLOROETHENE	ISG-10-B-6	72		IAQ-B2-6	0.25	
VINYL CHLORIDE	ISG-10-B-6	0.074	U	IAQ-B2-6	0.074	U

Notes:
J = estimated
Gray shaded values exceed screening value
SV - Sub-slab vapor
IAQ = indoor Air Quality
ug/m^3 - micrograms per cubic meter
NA = not applicable
U = nondetect
B = blank contaminated

TABLE 3-8

IAQ SAMPLE RESULTS, BUILDING C, FEBRUARY 2010
LOCKHEED MARTIN MIDDLE RIVER COMPLEX
MIDDLE RIVER, MARYLAND

Sample ID	Analyte	Result (ug/m^3)	Qualifier	OSHA PEL ug/m3	Industrial Air Screening Level ug/m^3	Key
IAQ-C1-8	1,1-Dichloroethane	0.04	U	4.00E+05	77	ca
IAQ-C1-8	1,1-Dichloroethene	0.052	U	----	880	nc
IAQ-C1-8	1,2,4-Trichlorobenzene	0.29	U	4.00E+04[N]	18	nc
IAQ-C1-8	1,2-Dichloroethane	0.077	U	4.00E+05	4.7	ca
IAQ-C1-8	Benzene	0.5		3.19E+02	16	ca
IAQ-C1-8	Carbon Tetrachloride	0.34	J	6.29E+04	8.2	ca
IAQ-C1-8	Chloroform	0.083	J	2.40E+05	5.3	ca
IAQ-C1-8	Cis-1,2-Dichloroethene	0.095	U	7.90E+05	----	----
IAQ-C1-8	Dichlorodifluoromethane	1.6		4.95E+06	880	nc
IAQ-C1-8	Ethylbenzene	0.36		4.35E+05	49	ca
IAQ-C1-8	Methyl Tert-Butyl Ether	0.25	U	1.80E+05[A]	470	ca
IAQ-C1-8	Methylene Chloride	0.43	B	8.70E+04	260	ca
IAQ-C1-8	Naphthalene	0.19	U	5.00E+01	3.6	ca
IAQ-C1-8	Tetrachloroethene	0.45	J	6.78E+05	21	ca
IAQ-C1-8	Toluene	2.8		7.54E+05	22000	nc
IAQ-C1-8	Total Xylenes	1.65		4.34E+05	440	nc
IAQ-C1-8	Trans-1,2-Dichloroethene	0.079	U	7.90E+05	260	nc
IAQ-C1-8	Trichloroethene	0.078	J	5.37E+05	25[M]	ca
IAQ-C1-8	Vinyl Chloride	0.074	U	2.16E+04	28	ca
IAQ-C2-8	1,1-Dichloroethane	0.04	U	4.00E+05	77	ca
IAQ-C2-8	1,1-Dichloroethene	0.052	U	----	880	nc
IAQ-C2-8	1,2,4-Trichlorobenzene	0.29	U	4.00E+04[N]	18	nc
IAQ-C2-8	1,2-Dichloroethane	0.077	U	4.00E+05	4.7	ca
IAQ-C2-8	Benzene	0.49		3.19E+02	16	ca
IAQ-C2-8	Carbon Tetrachloride	0.31	J	6.29E+04	8.2	ca
IAQ-C2-8	Chloroform	0.079	J	2.40E+05	5.3	ca
IAQ-C2-8	Cis-1,2-Dichloroethene	0.095	U	7.90E+05	----	----
IAQ-C2-8	Dichlorodifluoromethane	1.7		4.95E+06	880	nc
IAQ-C2-8	Ethylbenzene	0.31	J	4.35E+05	49	ca
IAQ-C2-8	Methyl Tert-Butyl Ether	0.25	U	1.80E+05[A]	470	ca
IAQ-C2-8	Methylene Chloride	0.86	B	8.70E+04	260	ca
IAQ-C2-8	Naphthalene	0.19	U	5.00E+01	3.6	ca
IAQ-C2-8	Tetrachloroethene	0.45	J	6.78E+05	21	ca

TABLE 3-8

IAQ SAMPLE RESULTS, BUILDING C, FEBRUARY 2010
LOCKHEED MARTIN MIDDLE RIVER COMPLEX
MIDDLE RIVER, MARYLAND

Sample ID	Analyte	Result (ug/m^3)	Qualifier	OSHA PEL ug/m3	Industrial Air Screening Level ug/m^3	Key
IAQ-C2-8	Toluene	3		7.54E+05	22000	nc
IAQ-C2-8	Total Xylenes	1.26	J	4.34E+05	440	nc
IAQ-C2-8	Trans-1,2-Dichloroethene	0.079	U	7.90E+05	260	nc
IAQ-C2-8	Trichloroethene	0.075	U	5.37E+05	25^{M}	ca
IAQ-C2-8	Vinyl Chloride	0.074	U	2.16E+04	28	ca
IAQ-C3-8	1,1-Dichloroethane	0.04	U	4.00E+05	77	ca
IAQ-C3-8	1,1-Dichloroethene	0.052	U	----	880	nc
IAQ-C3-8	1,2,4-Trichlorobenzene	0.29	U	$4.00E+04^{N}$	18	nc
IAQ-C3-8	1,2-Dichloroethane	0.077	U	4.00E+05	4.7	ca
IAQ-C3-8	Benzene	0.49		3.19E+02	16	ca
IAQ-C3-8	Carbon Tetrachloride	0.35	J	6.29E+04	8.2	ca
IAQ-C3-8	Chloroform	0.078	J	2.40E+05	5.3	ca
IAQ-C3-8	Cis-1,2-Dichloroethene	0.095	U	7.90E+05	----	----
IAQ-C3-8	Dichlorodifluoromethane	1.6		4.95E+06	880	nc
IAQ-C3-8	Ethylbenzene	0.27	J	4.35E+05	49	ca
IAQ-C3-8	Methyl Tert-Butyl Ether	0.25	U	$1.80E+05^{A}$	470	ca
IAQ-C3-8	Methylene Chloride	0.31	B	8.70E+04	260	ca
IAQ-C3-8	Naphthalene	0.19	U	5.00E+01	3.6	ca
IAQ-C3-8	Tetrachloroethene	0.59		6.78E+05	21	ca
IAQ-C3-8	Toluene	2.5		7.54E+05	22000	nc
IAQ-C3-8	Total Xylenes	1.11	J	4.34E+05	440	nc
IAQ-C3-8	Trans-1,2-Dichloroethene	0.079	U	7.90E+05	260	nc
IAQ-C3-8	Trichloroethene	0.075	U	5.37E+05	25^{M}	ca
IAQ-C3-8	Vinyl Chloride	0.074	U	2.16E+04	28	ca
IAQ-C4-8	1,1-Dichloroethane	0.04	U	4.00E+05	77	ca
IAQ-C4-8	1,1-Dichloroethene	0.052	U	----	880	nc
IAQ-C4-8	1,2,4-Trichlorobenzene	0.29	U	$4.00E+04^{N}$	18	nc
IAQ-C4-8	1,2-Dichloroethane	0.077	U	4.00E+05	4.7	ca
IAQ-C4-8	Benzene	0.52		3.19E+02	16	ca
IAQ-C4-8	Carbon Tetrachloride	0.37	J	6.29E+04	8.2	ca
IAQ-C4-8	Chloroform	0.098	J	2.40E+05	5.3	ca

TABLE 3-8

IAQ SAMPLE RESULTS, BUILDING C, FEBRUARY 2010
LOCKHEED MARTIN MIDDLE RIVER COMPLEX
MIDDLE RIVER, MARYLAND

Sample ID	Analyte	Result (ug/m^3)	Qualifier	OSHA PEL ug/m3	Industrial Air Screening Level ug/m^3	Key
IAQ-C4-8	Cis-1,2-Dichloroethene	0.095	U	7.90E+05	----	----
IAQ-C4-8	Dichlorodifluoromethane	1.8		4.95E+06	880	nc
IAQ-C4-8	Ethylbenzene	0.43		4.35E+05	49	ca
IAQ-C4-8	Methyl Tert-Butyl Ether	0.25	U	1.80E+05[A]	470	ca
IAQ-C4-8	Methylene Chloride	0.4	B	8.70E+04	260	ca
IAQ-C4-8	Naphthalene	0.19	U	5.00E+01	3.6	ca
IAQ-C4-8	Tetrachloroethene	0.66		6.78E+05	21	ca
IAQ-C4-8	Toluene	3.1		7.54E+05	22000	nc
IAQ-C4-8	Total Xylenes	2.18		4.34E+05	440	nc
IAQ-C4-8	Trans-1,2-Dichloroethene	0.079	U	7.90E+05	260	nc
IAQ-C4-8	Trichloroethene	0.075	U	5.37E+05	25[M]	ca
IAQ-C4-8	Vinyl Chloride	0.074	U	2.16E+04	28	ca
IAQ-C5-8	1,1-Dichloroethane	0.04	U	4.00E+05	77	ca
IAQ-C5-8	1,1-Dichloroethene	0.052	U	----	880	nc
IAQ-C5-8	1,2,4-Trichlorobenzene	0.29	U	4.00E+04[N]	18	nc
IAQ-C5-8	1,2-Dichloroethane	0.077	U	4.00E+05	4.7	ca
IAQ-C5-8	Benzene	0.45		3.19E+02	16	ca
IAQ-C5-8	Carbon Tetrachloride	0.39	J	6.29E+04	8.2	ca
IAQ-C5-8	Chloroform	0.13	J	2.40E+05	5.3	ca
IAQ-C5-8	Cis-1,2-Dichloroethene	0.095	U	7.90E+05	----	----
IAQ-C5-8	Dichlorodifluoromethane	2.1		4.95E+06	880	nc
IAQ-C5-8	Ethylbenzene	0.19	J	4.35E+05	49	ca
IAQ-C5-8	Methyl Tert-Butyl Ether	0.25	U	1.80E+05[A]	470	ca
IAQ-C5-8	Methylene Chloride	0.54	B	8.70E+04	260	ca
IAQ-C5-8	Naphthalene	0.19	U	5.00E+01	3.6	ca
IAQ-C5-8	Tetrachloroethene	0.6		6.78E+05	21	ca
IAQ-C5-8	Toluene	1.4		7.54E+05	22000	nc
IAQ-C5-8	Total Xylenes	0.92	J	4.34E+05	440	nc
IAQ-C5-8	Trans-1,2-Dichloroethene	0.079	U	7.90E+05	260	nc
IAQ-C5-8	Trichloroethene	0.095	J	5.37E+05	25[M]	ca
IAQ-C5-8	Vinyl Chloride	0.074	U	2.16E+04	28	ca
IAQ-C6-8	1,1-Dichloroethane	0.04	U	4.00E+05	77	ca

TABLE 3-8

IAQ SAMPLE RESULTS, BUILDING C, FEBRUARY 2010
LOCKHEED MARTIN MIDDLE RIVER COMPLEX
MIDDLE RIVER, MARYLAND

Sample ID	Analyte	Result (ug/m^3)	Qualifier	OSHA PEL ug/m3	Industrial Air Screening Level ug/m^3	Key
IAQ-C6-8	1,1-Dichloroethene	0.052	U	----	880	nc
IAQ-C6-8	1,2,4-Trichlorobenzene	0.29	U	4.00E+04[N]	18	nc
IAQ-C6-8	1,2-Dichloroethane	0.077	U	4.00E+05	4.7	ca
IAQ-C6-8	Benzene	0.39		3.19E+02	16	ca
IAQ-C6-8	Carbon Tetrachloride	0.28	J	6.29E+04	8.2	ca
IAQ-C6-8	Chloroform	0.11	J	2.40E+05	5.3	ca
IAQ-C6-8	Cis-1,2-Dichloroethene	0.095	U	7.90E+05	----	----
IAQ-C6-8	Dichlorodifluoromethane	1.8		4.95E+06	880	nc
IAQ-C6-8	Ethylbenzene	0.12	U	4.35E+05	49	ca
IAQ-C6-8	Methyl Tert-Butyl Ether	0.25	U	1.80E+05[A]	470	ca
IAQ-C6-8	Methylene Chloride	0.4	B	8.70E+04	260	ca
IAQ-C6-8	Naphthalene	0.19	U	5.00E+01	3.6	ca
IAQ-C6-8	Tetrachloroethene	0.82		6.78E+05	21	ca
IAQ-C6-8	Toluene	1.4		7.54E+05	22000	nc
IAQ-C6-8	Total Xylenes	0.32	U	4.34E+05	440	nc
IAQ-C6-8	Trans-1,2-Dichloroethene	0.079	U	7.90E+05	260	nc
IAQ-C6-8	Trichloroethene	0.075	U	5.37E+05	25[M]	ca
IAQ-C6-8	Vinyl Chloride	0.074	U	2.16E+04	28	ca
IAQ-C7-8	1,1-Dichloroethane	0.04	U	4.00E+05	77	ca
IAQ-C7-8	1,1-Dichloroethene	0.052	U	----	880	nc
IAQ-C7-8	1,2,4-Trichlorobenzene	0.29	U	4.00E+04[N]	18	nc
IAQ-C7-8	1,2-Dichloroethane	0.077	U	4.00E+05	4.7	ca
IAQ-C7-8	Benzene	0.57		3.19E+02	16	ca
IAQ-C7-8	Carbon Tetrachloride	0.3	J	6.29E+04	8.2	ca
IAQ-C7-8	Chloroform	0.12	J	2.40E+05	5.3	ca
IAQ-C7-8	Cis-1,2-Dichloroethene	0.095	U	7.90E+05	----	----
IAQ-C7-8	Dichlorodifluoromethane	1.6		4.95E+06	880	nc
IAQ-C7-8	Ethylbenzene	0.64		4.35E+05	49	ca
IAQ-C7-8	Methyl Tert-Butyl Ether	0.25	U	1.80E+05[A]	470	ca
IAQ-C7-8	Methylene Chloride	0.47	B	8.70E+04	260	ca
IAQ-C7-8	Naphthalene	0.19	U	5.00E+01	3.6	ca
IAQ-C7-8	Tetrachloroethene	2.7		6.78E+05	21	ca
IAQ-C7-8	Toluene	6.9		7.54E+05	22000	nc

TABLE 3-8

IAQ SAMPLE RESULTS, BUILDING C, FEBRUARY 2010
LOCKHEED MARTIN MIDDLE RIVER COMPLEX
MIDDLE RIVER, MARYLAND

Sample ID	Analyte	Result (ug/m^3)	Qualifier	OSHA PEL ug/m3	Industrial Air Screening Level ug/m^3	Key
IAQ-C7-8	Total Xylenes	2.79		4.34E+05	440	nc
IAQ-C7-8	Trans-1,2-Dichloroethene	0.079	U	7.90E+05	260	nc
IAQ-C7-8	Trichloroethene	0.15	J	5.37E+05	25[M]	ca
IAQ-C7-8	Vinyl Chloride	0.074	U	2.16E+04	28	ca
IAQ-C8-8	1,1-Dichloroethane	0.04	U	4.00E+05	77	ca
IAQ-C8-8	1,1-Dichloroethene	0.052	U	----	880	nc
IAQ-C8-8	1,2,4-Trichlorobenzene	0.29	U	4.00E+04[N]	18	nc
IAQ-C8-8	1,2-Dichloroethane	0.077	U	4.00E+05	4.7	ca
IAQ-C8-8	Benzene	0.67		3.19E+02	16	ca
IAQ-C8-8	Carbon Tetrachloride	0.37	J	6.29E+04	8.2	ca
IAQ-C8-8	Chloroform	0.11	J	2.40E+05	5.3	ca
IAQ-C8-8	Cis-1,2-Dichloroethene	0.095	U	7.90E+05	----	----
IAQ-C8-8	Dichlorodifluoromethane	1.7		4.95E+06	880	nc
IAQ-C8-8	Ethylbenzene	0.57		4.35E+05	49	ca
IAQ-C8-8	Methyl Tert-Butyl Ether	0.25	U	1.80E+05[A]	470	ca
IAQ-C8-8	Methylene Chloride	0.58	B	8.70E+04	260	ca
IAQ-C8-8	Naphthalene	0.62	J	5.00E+01	3.6	ca
IAQ-C8-8	Tetrachloroethene	1.3		6.78E+05	21	ca
IAQ-C8-8	Toluene	10		7.54E+05	22000	nc
IAQ-C8-8	Total Xylenes	2.73		4.34E+05	440	nc
IAQ-C8-8	Trans-1,2-Dichloroethene	0.079	U	7.90E+05	260	nc
IAQ-C8-8	Trichloroethene	0.089	J	5.37E+05	25[M]	ca
IAQ-C8-8	Vinyl Chloride	0.074	U	2.16E+04	28	ca
IAQ-C9-8	1,1-Dichloroethane	0.04	U	4.00E+05	77	ca
IAQ-C9-8	1,1-Dichloroethene	0.052	U	----	880	nc
IAQ-C9-8	1,2,4-Trichlorobenzene	0.29	U	4.00E+04[N]	18	nc
IAQ-C9-8	1,2-Dichloroethane	0.077	U	4.00E+05	4.7	ca
IAQ-C9-8	Benzene	0.51		3.19E+02	16	ca
IAQ-C9-8	Carbon Tetrachloride	0.33	J	6.29E+04	8.2	ca
IAQ-C9-8	Chloroform	0.12	J	2.40E+05	5.3	ca
IAQ-C9-8	Cis-1,2-Dichloroethene	0.095	U	7.90E+05	----	----
IAQ-C9-8	Dichlorodifluoromethane	1.8		4.95E+06	880	nc
IAQ-C9-8	Ethylbenzene	0.13	J	4.35E+05	49	ca

TABLE 3-8

IAQ SAMPLE RESULTS, BUILDING C, FEBRUARY 2010
LOCKHEED MARTIN MIDDLE RIVER COMPLEX
MIDDLE RIVER, MARYLAND

Sample ID	Analyte	Result (ug/m^3)	Qualifier	OSHA PEL ug/m3	Industrial Air Screening Level ug/m^3	Key
IAQ-C9-8	Methyl Tert-Butyl Ether	0.25	U	1.80E+05[A]	470	ca
IAQ-C9-8	Methylene Chloride	0.98	J	8.70E+04	260	ca
IAQ-C9-8	Naphthalene	0.19	U	5.00E+01	3.6	ca
IAQ-C9-8	Tetrachloroethene	2.4		6.78E+05	21	ca
IAQ-C9-8	Toluene	2.2		7.54E+05	22000	nc
IAQ-C9-8	Total Xylenes	0.31	J	4.34E+05	440	nc
IAQ-C9-8	Trans-1,2-Dichloroethene	0.079	U	7.90E+05	260	nc
IAQ-C9-8	Trichloroethene	0.16	J	5.37E+05	25[M]	ca
IAQ-C9-8	Vinyl Chloride	0.074	U	2.16E+04	28	ca
IAQ-C10-8	1,1-Dichloroethane	0.04	U	4.00E+05	77	ca
IAQ-C10-8	1,1-Dichloroethene	0.052	U	----	880	nc
IAQ-C10-8	1,2,4-Trichlorobenzene	0.29	U	4.00E+04[N]	18	nc
IAQ-C10-8	1,2-Dichloroethane	0.077	U	4.00E+05	4.7	ca
IAQ-C10-8	Benzene	0.59		3.19E+02	16	ca
IAQ-C10-8	Carbon Tetrachloride	0.85		6.29E+04	8.2	ca
IAQ-C10-8	Chloroform	0.2	J	2.40E+05	5.3	ca
IAQ-C10-8	Cis-1,2-Dichloroethene	0.095	U	7.90E+05	----	----
IAQ-C10-8	Dichlorodifluoromethane	1.9		4.95E+06	880	nc
IAQ-C10-8	Ethylbenzene	0.4		4.35E+05	49	ca
IAQ-C10-8	Methyl Tert-Butyl Ether	0.25	U	1.80E+05[A]	470	ca
IAQ-C10-8	Methylene Chloride	0.7	B	8.70E+04	260	ca
IAQ-C10-8	Naphthalene	0.37	J	5.00E+01	3.6	ca
IAQ-C10-8	Tetrachloroethene	12		6.78E+05	21	ca
IAQ-C10-8	Toluene	2.6		7.54E+05	22000	nc
IAQ-C10-8	Total Xylenes	2		4.34E+05	440	nc
IAQ-C10-8	Trans-1,2-Dichloroethene	0.079	U	7.90E+05	260	nc
IAQ-C10-8	Trichloroethene	0.16	J	5.37E+05	25[M]	ca
IAQ-C10-8	Vinyl Chloride	0.074	U	2.16E+04	28	ca
IAQ-C11-8	1,1-Dichloroethane	0.04	U	4.00E+05	77	ca
IAQ-C11-8	1,1-Dichloroethene	0.052	U	----	880	nc
IAQ-C11-8	1,2,4-Trichlorobenzene	0.29	U	4.00E+04[N]	18	nc
IAQ-C11-8	1,2-Dichloroethane	0.077	U	4.00E+05	4.7	ca
IAQ-C11-8	Benzene	0.53		3.19E+02	16	ca

TABLE 3-8

IAQ SAMPLE RESULTS, BUILDING C, FEBRUARY 2010
LOCKHEED MARTIN MIDDLE RIVER COMPLEX
MIDDLE RIVER, MARYLAND

Sample ID	Analyte	Result (ug/m^3)	Qualifier	OSHA PEL ug/m3	Industrial Air Screening Level ug/m^3	Key
IAQ-C11-8	Carbon Tetrachloride	0.37	J	6.29E+04	8.2	ca
IAQ-C11-8	Chloroform	0.11	J	2.40E+05	5.3	ca
IAQ-C11-8	Cis-1,2-Dichloroethene	0.095	U	7.90E+05	----	----
IAQ-C11-8	Dichlorodifluoromethane	1.9		4.95E+06	880	nc
IAQ-C11-8	Ethylbenzene	0.24	J	4.35E+05	49	ca
IAQ-C11-8	Methyl Tert-Butyl Ether	0.25	U	1.80E+05[A]	470	ca
IAQ-C11-8	Methylene Chloride	0.35	B	8.70E+04	260	ca
IAQ-C11-8	Naphthalene	0.33	J	5.00E+01	3.6	ca
IAQ-C11-8	Tetrachloroethene	0.56		6.78E+05	21	ca
IAQ-C11-8	Toluene	1.3		7.54E+05	22000	nc
IAQ-C11-8	Total Xylenes	1.02	J	4.34E+05	440	nc
IAQ-C11-8	Trans-1,2-Dichloroethene	0.079	U	7.90E+05	260	nc
IAQ-C11-8	Trichloroethene	0.075	U	5.37E+05	25[M]	ca
IAQ-C11-8	Vinyl Chloride	0.074	U	2.16E+04	28	ca
IAQ-C12-8	1,1-Dichloroethane	0.04	U	4.00E+05	77	ca
IAQ-C12-8	1,1-Dichloroethene	0.052	U	----	880	nc
IAQ-C12-8	1,2,4-Trichlorobenzene	0.29	U	4.00E+04[N]	18	nc
IAQ-C12-8	1,2-Dichloroethane	0.077	U	4.00E+05	4.7	ca
IAQ-C12-8	Benzene	0.57		3.19E+02	16	ca
IAQ-C12-8	Carbon Tetrachloride	0.36	J	6.29E+04	8.2	ca
IAQ-C12-8	Chloroform	0.096	J	2.40E+05	5.3	ca
IAQ-C12-8	Cis-1,2-Dichloroethene	0.11	J	7.90E+05	----	----
IAQ-C12-8	Dichlorodifluoromethane	1.8		4.95E+06	880	nc
IAQ-C12-8	Ethylbenzene	0.28	J	4.35E+05	49	ca
IAQ-C12-8	Methyl Tert-Butyl Ether	0.25	U	1.80E+05[A]	470	ca
IAQ-C12-8	Methylene Chloride	0.38	B	8.70E+04	260	ca
IAQ-C12-8	Naphthalene	0.19	U	5.00E+01	3.6	ca
IAQ-C12-8	Tetrachloroethene	0.7		6.78E+05	21	ca
IAQ-C12-8	Toluene	1.3		7.54E+05	22000	nc
IAQ-C12-8	Total Xylenes	0.99	J	4.34E+05	440	nc
IAQ-C12-8	Trans-1,2-Dichloroethene	0.079	U	7.90E+05	260	nc
IAQ-C12-8	Trichloroethene	0.11	J	5.37E+05	25[M]	ca
IAQ-C12-8	Vinyl Chloride	0.074	U	2.16E+04	28	ca

TABLE 3-8

IAQ SAMPLE RESULTS, BUILDING C, FEBRUARY 2010
LOCKHEED MARTIN MIDDLE RIVER COMPLEX
MIDDLE RIVER, MARYLAND

Sample ID	Analyte	Result (ug/m^3)	Qualifier	OSHA PEL ug/m3	Industrial Air Screening Level ug/m^3	Key
IAQ-C13-8	1,1-Dichloroethane	0.04	U	4.00E+05	77	ca
IAQ-C13-8	1,1-Dichloroethene	0.05	U	----	880	nc
IAQ-C13-8	1,2,4-Trichlorobenzene	0.29	U	4.00E+04[N]	18	nc
IAQ-C13-8	1,2-Dichloroethane	0.08	U	4.00E+05	4.7	ca
IAQ-C13-8	Benzene	0.53		3.19E+02	16	ca
IAQ-C13-8	Carbon Tetrachloride	0.35	J	6.29E+04	8.2	ca
IAQ-C13-8	Chloroform	0.11	J	2.40E+05	5.3	ca
IAQ-C13-8	Cis-1,2-Dichloroethene	0.10	U	7.90E+05	----	----
IAQ-C13-8	Dichlorodifluoromethane	1.80		4.95E+06	880	nc
IAQ-C13-8	Ethylbenzene	0.22	J	4.35E+05	49	ca
IAQ-C13-8	Methyl Tert-Butyl Ether	0.25	U	1.80E+05[A]	470	ca
IAQ-C13-8	Methylene Chloride	0.42	B	8.70E+04	260	ca
IAQ-C13-8	Naphthalene	0.19	U	5.00E+01	3.6	ca
IAQ-C13-8	Tetrachloroethene	0.48	J	6.78E+05	21	ca
IAQ-C13-8	Toluene	1.30		7.54E+05	22000	nc
IAQ-C13-8	Total Xylenes	0.85	J	4.34E+05	440	nc
IAQ-C13-8	Trans-1,2-Dichloroethene	0.08	U	7.90E+05	260	nc
IAQ-C13-8	Trichloroethene	0.08	U	5.37E+05	25[M]	ca
IAQ-C13-8	Vinyl Chloride	0.07	U	2.16E+04	28	ca
IAQ-C14-8	1,1-Dichloroethane	0.04	U	4.00E+05	77	ca
IAQ-C14-8	1,1-Dichloroethene	0.052	U	----	880	nc
IAQ-C14-8	1,2,4-Trichlorobenzene	0.29	U	4.00E+04[N]	18	nc
IAQ-C14-8	1,2-Dichloroethane	0.11	J	4.00E+05	4.7	ca
IAQ-C14-8	Benzene	0.57		3.19E+02	16	ca
IAQ-C14-8	Carbon Tetrachloride	0.38	J	6.29E+04	8.2	ca
IAQ-C14-8	Chloroform	0.5		2.40E+05	5.3	ca
IAQ-C14-8	Cis-1,2-Dichloroethene	0.095	U	7.90E+05	----	----
IAQ-C14-8	Dichlorodifluoromethane	1.8		4.95E+06	880	nc
IAQ-C14-8	Ethylbenzene	0.35	J	4.35E+05	49	ca
IAQ-C14-8	Methyl Tert-Butyl Ether	0.25	U	1.80E+05[A]	470	ca
IAQ-C14-8	Methylene Chloride	0.64	B	8.70E+04	260	ca
IAQ-C14-8	Naphthalene	0.38	J	5.00E+01	3.6	ca
IAQ-C14-8	Tetrachloroethene	2		6.78E+05	21	ca
IAQ-C14-8	Toluene	3		7.54E+05	22000	nc

TABLE 3-8

IAQ SAMPLE RESULTS, BUILDING C, FEBRUARY 2010
LOCKHEED MARTIN MIDDLE RIVER COMPLEX
MIDDLE RIVER, MARYLAND

Sample ID	Analyte	Result (ug/m^3)	Qualifier	OSHA PEL ug/m3	Industrial Air Screening Level ug/m^3	Key
IAQ-C14-8	Total Xylenes	1.75		4.34E+05	440	nc
IAQ-C14-8	Trans-1,2-Dichloroethene	0.079	U	7.90E+05	260	nc
IAQ-C14-8	Trichloroethene	0.098	J	5.37E+05	25[M]	ca
IAQ-C14-8	Vinyl Chloride	0.074	U	2.16E+04	28	ca
IAQ-C-15-8	1,1-Dichloroethane	0.04	U	4.00E+05	77	ca
IAQ-C-15-8	1,1-Dichloroethene	0.052	U	----	880	nc
IAQ-C-15-8	1,2,4-Trichlorobenzene	0.29	U	4.00E+04[N]	18	nc
IAQ-C-15-8	1,2-Dichloroethane	0.077	U	4.00E+05	4.7	ca
IAQ-C-15-8	Benzene	0.59		3.19E+02	16	ca
IAQ-C-15-8	Carbon Tetrachloride	0.19	J	6.29E+04	8.2	ca
IAQ-C-15-8	Chloroform	0.42		2.40E+05	5.3	ca
IAQ-C-15-8	Cis-1,2-Dichloroethene	0.095	U	7.90E+05	----	----
IAQ-C-15-8	Dichlorodifluoromethane	1.8		4.95E+06	880	nc
IAQ-C-15-8	Ethylbenzene	0.31	J	4.35E+05	49	ca
IAQ-C-15-8	Methyl Tert-Butyl Ether	0.25	U	1.80E+05[A]	470	ca
IAQ-C-15-8	Methylene Chloride	0.42	B	8.70E+04	260	ca
IAQ-C-15-8	Naphthalene	0.19	U	5.00E+01	3.6	ca
IAQ-C-15-8	Tetrachloroethene	1.6		6.78E+05	21	ca
IAQ-C-15-8	Toluene	2.8		7.54E+05	22000	nc
IAQ-C-15-8	Total Xylenes	1.45		4.34E+05	440	nc
IAQ-C-15-8	Trans-1,2-Dichloroethene	0.079	U	7.90E+05	260	nc
IAQ-C-15-8	Trichloroethene	0.077	J	5.37E+05	25[M]	ca
IAQ-C-15-8	Vinyl Chloride	0.074	U	2.16E+04	28	ca
IAQ-C-16-8	1,1-Dichloroethane	0.04	U	4.00E+05	77	ca
IAQ-C-16-8	1,1-Dichloroethene	0.052	U	----	880	nc
IAQ-C-16-8	1,2,4-Trichlorobenzene	0.29	U	4.00E+04[N]	18	nc
IAQ-C-16-8	1,2-Dichloroethane	0.077	U	4.00E+05	4.7	ca
IAQ-C-16-8	Benzene	0.13	J	3.19E+02	16	ca
IAQ-C-16-8	Carbon Tetrachloride	0.21	J	6.29E+04	8.2	ca
IAQ-C-16-8	Chloroform	0.076	J	2.40E+05	5.3	ca
IAQ-C-16-8	Cis-1,2-Dichloroethene	0.095	U	7.90E+05	----	----
IAQ-C-16-8	Dichlorodifluoromethane	1.9		4.95E+06	880	nc
IAQ-C-16-8	Ethylbenzene	0.15	J	4.35E+05	49	ca

TABLE 3-8

IAQ SAMPLE RESULTS, BUILDING C, FEBRUARY 2010
LOCKHEED MARTIN MIDDLE RIVER COMPLEX
MIDDLE RIVER, MARYLAND

Sample ID	Analyte	Result (ug/m^3)	Qualifier	OSHA PEL ug/m3	Industrial Air Screening Level ug/m^3	Key
IAQ-C-16-8	Methyl Tert-Butyl Ether	0.25	U	1.80E+05[A]	470	ca
IAQ-C-16-8	Methylene Chloride	5.7		8.70E+04	260	ca
IAQ-C-16-8	Naphthalene	0.19	U	5.00E+01	3.6	ca
IAQ-C-16-8	Tetrachloroethene	0.11	U	6.78E+05	21	ca
IAQ-C-16-8	Toluene	1.1		7.54E+05	22000	nc
IAQ-C-16-8	Total Xylenes	0.61		4.34E+05	440	nc
IAQ-C-16-8	Trans-1,2-Dichloroethene	0.079	U	7.90E+05	260	nc
IAQ-C-16-8	Trichloroethene	0.075	U	5.37E+05	25[M]	ca
IAQ-C-16-8	Vinyl Chloride	0.074	U	2.16E+04	28	ca

Notes:
U = nondetect
-- = not available
M = MDE screening level for trichloroethene
ug/m3 = micrograms per cubic meter
ca = screening value based on 1x 10^{-5} carcinogenic risk
nc = screening value based on noncarcinogenic hazard index = 1
Shaded cells indicate concentration greater than risk-based screening level
Industrial Air Screening Levels from USEPA Regional Screening Levels for Chemical Contaminants at Superfund Sites 04-09
OSHA PEL = Occupational Safety and Health Administration Pemissible Exposure Limit
N = National Institute for Occupational Safety and Health Recommended Exposure Limit
A = American Council of Governmental Industrial Hygienists Theshold Limit Value

TABLE 3-9

SUB-SLAB VAPOR SAMPLE RESULTS, BUILDING C, JULY 2009
LOCKHEED MARTIN MIDDLE RIVER COMPLEX
MIDDLE RIVER, MARYLAND

Sample ID	Analyte	Result (ug/m3)	Qualifier	Target Shallow Soil Gas Concentration[(1)]
SV-C-1-6	1,1-DICHLOROETHANE	0.04	U	770
SV-C-1-6	1,1-DICHLOROETHENE	0.052	U	8800
SV-C-1-6	1,2,4-TRICHLOROBENZENE	0.29	U	180
SV-C-1-6	1,2-DICHLOROETHANE	0.13	J	47
SV-C-1-6	BENZENE	2.1		160
SV-C-1-6	CARBON TETRACHLORIDE	0.48	J	82
SV-C-1-6	CHLOROFORM	5.2		53
SV-C-1-6	CIS-1,2-DICHLOROETHENE	0.095	U	----
SV-C-1-6	DICHLORODIFLUOROMETHANE	2.2		8800
SV-C-1-6	ETHYLBENZENE	13		490
SV-C-1-6	METHYL TERT-BUTYL ETHER	0.52	J	4700
SV-C-1-6	METHYLENE CHLORIDE	8.1		2600
SV-C-1-6	NAPHTHALENE	12		36
SV-C-1-6	TETRACHLOROETHENE	1.2		210
SV-C-1-6	TOLUENE	31		220000
SV-C-1-6	TOTAL XYLENES	48		4400
SV-C-1-6	TRANS-1,2-DICHLOROETHENE	0.079	U	2600
SV-C-1-6	TRICHLOROETHENE	0.33		250[M]
SV-C-1-6	VINYL CHLORIDE	0.074	U	280
SV-C-2-6	1,1-DICHLOROETHANE	0.04	U	770
SV-C-2-6	1,1-DICHLOROETHENE	0.052	U	8800
SV-C-2-6	1,2,4-TRICHLOROBENZENE	2.2	J	180
SV-C-2-6	1,2-DICHLOROETHANE	0.077	U	47
SV-C-2-6	BENZENE	1.7		160
SV-C-2-6	CARBON TETRACHLORIDE	0.51		82
SV-C-2-6	CHLOROFORM	3.9		53
SV-C-2-6	CIS-1,2-DICHLOROETHENE	0.095	U	----
SV-C-2-6	DICHLORODIFLUOROMETHANE	2.2		8800
SV-C-2-6	ETHYLBENZENE	31		490
SV-C-2-6	METHYL TERT-BUTYL ETHER	0.35	J	4700
SV-C-2-6	METHYLENE CHLORIDE	1.5		2600
SV-C-2-6	NAPHTHALENE	2.9		36
SV-C-2-6	TETRACHLOROETHENE	0.92		210
SV-C-2-6	TOLUENE	31		220000
SV-C-2-6	TOTAL XYLENES	114		4400
SV-C-2-6	TRANS-1,2-DICHLOROETHENE	0.079	U	2600
SV-C-2-6	TRICHLOROETHENE	1.1		250[M]
SV-C-2-6	VINYL CHLORIDE	0.074	U	280
SV-C-3-6	1,1-DICHLOROETHANE	8.5		770
SV-C-3-6	1,1-DICHLOROETHENE	1	U	8800
SV-C-3-6	1,2,4-TRICHLOROBENZENE	5.8	U	180

TABLE 3-9

SUB-SLAB VAPOR SAMPLE RESULTS, BUILDING C, JULY 2009
LOCKHEED MARTIN MIDDLE RIVER COMPLEX
MIDDLE RIVER, MARYLAND

Sample ID	Analyte	Result (ug/m3)	Qualifier	Target Shallow Soil Gas Concentration[(1)]
SV-C-3-6	1,2-DICHLOROETHANE	1.5	U	47
SV-C-3-6	BENZENE	2.2	J	160
SV-C-3-6	CARBON TETRACHLORIDE	1.9	U	82
SV-C-3-6	CHLOROFORM	9.1		53
SV-C-3-6	CIS-1,2-DICHLOROETHENE	45		----
SV-C-3-6	DICHLORODIFLUOROMETHANE	2.7	J	8800
SV-C-3-6	ETHYLBENZENE	490		490
SV-C-3-6	METHYL TERT-BUTYL ETHER	4.9	U	4700
SV-C-3-6	METHYLENE CHLORIDE	7.6	B	2600
SV-C-3-6	NAPHTHALENE	5.8	J	36
SV-C-3-6	TETRACHLOROETHENE	3.4	J	210
SV-C-3-6	TOLUENE	50		220000
SV-C-3-6	TOTAL XYLENES	2870		4400
SV-C-3-6	TRANS-1,2-DICHLOROETHENE	2.1	J	2600
SV-C-3-6	TRICHLOROETHENE	180		250[M]
SV-C-3-6	VINYL CHLORIDE	1.5	U	280
SV-C-4-6	1,1-DICHLOROETHANE	0.2	J	770
SV-C-4-6	1,1-DICHLOROETHENE	0.2	J	8800
SV-C-4-6	1,2,4-TRICHLOROBENZENE	0.72	U	180
SV-C-4-6	1,2-DICHLOROETHANE	0.19	U	47
SV-C-4-6	BENZENE	2.8		160
SV-C-4-6	CARBON TETRACHLORIDE	0.53	J	82
SV-C-4-6	CHLOROFORM	4.4		53
SV-C-4-6	CIS-1,2-DICHLOROETHENE	95		----
SV-C-4-6	DICHLORODIFLUOROMETHANE	2.5		8800
SV-C-4-6	ETHYLBENZENE	30		490
SV-C-4-6	METHYL TERT-BUTYL ETHER	0.61	U	4700
SV-C-4-6	METHYLENE CHLORIDE	2.8		2600
SV-C-4-6	NAPHTHALENE	17		36
SV-C-4-6	TETRACHLOROETHENE	0.95	J	210
SV-C-4-6	TOLUENE	32		220000
SV-C-4-6	TOTAL XYLENES	210		4400
SV-C-4-6	TRANS-1,2-DICHLOROETHENE	1.7		2600
SV-C-4-6	TRICHLOROETHENE	260		250[M]
SV-C-4-6	VINYL CHLORIDE	0.19	U	280
SV-C-5-6	1,1-DICHLOROETHANE	0.04	U	770
SV-C-5-6	1,1-DICHLOROETHENE	0.052	U	8800
SV-C-5-6	1,2,4-TRICHLOROBENZENE	0.29	U	180
SV-C-5-6	1,2-DICHLOROETHANE	0.077	U	47
SV-C-5-6	BENZENE	1.1		160
SV-C-5-6	CARBON TETRACHLORIDE	0.53		82
SV-C-5-6	CHLOROFORM	1.1		53

TABLE 3-9

SUB-SLAB VAPOR SAMPLE RESULTS, BUILDING C, JULY 2009
LOCKHEED MARTIN MIDDLE RIVER COMPLEX
MIDDLE RIVER, MARYLAND

Sample ID	Analyte	Result (ug/m3)	Qualifier	Target Shallow Soil Gas Concentration[(1)]
SV-C-5-6	CIS-1,2-DICHLOROETHENE	0.095	U	----
SV-C-5-6	DICHLORODIFLUOROMETHANE	2.2		8800
SV-C-5-6	ETHYLBENZENE	7.2		490
SV-C-5-6	METHYL TERT-BUTYL ETHER	0.25	U	4700
SV-C-5-6	METHYLENE CHLORIDE	1.3		2600
SV-C-5-6	NAPHTHALENE	11		36
SV-C-5-6	TETRACHLOROETHENE	0.73		210
SV-C-5-6	TOLUENE	25		220000
SV-C-5-6	TOTAL XYLENES	35		4400
SV-C-5-6	TRANS-1,2-DICHLOROETHENE	0.079	U	2600
SV-C-5-6	TRICHLOROETHENE	0.41		250[M]
SV-C-5-6	VINYL CHLORIDE	0.074	U	280
SV-C-6-6	1,1-DICHLOROETHANE	0.51	U	770
SV-C-6-6	1,1-DICHLOROETHENE	0.64	U	8800
SV-C-6-6	1,2,4-TRICHLOROBENZENE	3.6	U	180
SV-C-6-6	1,2-DICHLOROETHANE	0.96	U	47
SV-C-6-6	BENZENE	5.6		160
SV-C-6-6	CARBON TETRACHLORIDE	3.9	J	82
SV-C-6-6	CHLOROFORM	16		53
SV-C-6-6	CIS-1,2-DICHLOROETHENE	1.2	U	----
SV-C-6-6	DICHLORODIFLUOROMETHANE	2.8	J	8800
SV-C-6-6	ETHYLBENZENE	64		490
SV-C-6-6	METHYL TERT-BUTYL ETHER	3.1	U	4700
SV-C-6-6	METHYLENE CHLORIDE	7.5	B	2600
SV-C-6-6	NAPHTHALENE	690		36
SV-C-6-6	TETRACHLOROETHENE	27		210
SV-C-6-6	TOLUENE	57		220000
SV-C-6-6	TOTAL XYLENES	480		4400
SV-C-6-6	TRANS-1,2-DICHLOROETHENE	0.99	U	2600
SV-C-6-6	TRICHLOROETHENE	0.94	U	250[M]
SV-C-6-6	VINYL CHLORIDE	0.93	U	280
SV-C-7-6	1,1-DICHLOROETHANE	0.04	U	770
SV-C-7-6	1,1-DICHLOROETHENE	0.052	U	8800
SV-C-7-6	1,2,4-TRICHLOROBENZENE	0.29	U	180
SV-C-7-6	1,2-DICHLOROETHANE	0.077	U	47
SV-C-7-6	BENZENE	1		160
SV-C-7-6	CARBON TETRACHLORIDE	0.52		82
SV-C-7-6	CHLOROFORM	0.42		53
SV-C-7-6	CIS-1,2-DICHLOROETHENE	0.095	U	----
SV-C-7-6	DICHLORODIFLUOROMETHANE	2.2		8800
SV-C-7-6	ETHYLBENZENE	1.1		490
SV-C-7-6	METHYL TERT-BUTYL ETHER	0.25	U	4700

TABLE 3-9

SUB-SLAB VAPOR SAMPLE RESULTS, BUILDING C, JULY 2009
LOCKHEED MARTIN MIDDLE RIVER COMPLEX
MIDDLE RIVER, MARYLAND

Sample ID	Analyte	Result (ug/m3)	Qualifier	Target Shallow Soil Gas Concentration[(1)]
SV-C-7-6	METHYLENE CHLORIDE	1.1	B	2600
SV-C-7-6	NAPHTHALENE	0.29	J	36
SV-C-7-6	TETRACHLOROETHENE	0.53	J	210
SV-C-7-6	TOLUENE	5.3		220000
SV-C-7-6	TOTAL XYLENES	4.7		4400
SV-C-7-6	TRANS-1,2-DICHLOROETHENE	0.079	U	2600
SV-C-7-6	TRICHLOROETHENE	0.12	J	250[M]
SV-C-7-6	VINYL CHLORIDE	0.074	U	280
ISG-03-C-6	1,1-DICHLOROETHANE	0.4	U	770
ISG-03-C-6	1,1-DICHLOROETHENE	0.52	U	8800
ISG-03-C-6	1,2,4-TRICHLOROBENZENE	2.9	U	180
ISG-03-C-6	1,2-DICHLOROETHANE	0.77	U	47
ISG-03-C-6	BENZENE	0.73	U	160
ISG-03-C-6	CARBON TETRACHLORIDE	2.5	J	82
ISG-03-C-6	CHLOROFORM	19		53
ISG-03-C-6	CIS-1,2-DICHLOROETHENE	2.2	J	----
ISG-03-C-6	DICHLORODIFLUOROMETHANE	2.7	J	8800
ISG-03-C-6	ETHYLBENZENE	1.2	J	490
ISG-03-C-6	METHYL TERT-BUTYL ETHER	2.5	U	4700
ISG-03-C-6	METHYLENE CHLORIDE	8.9	B	2600
ISG-03-C-6	NAPHTHALENE	8.8	B	36
ISG-03-C-6	TETRACHLOROETHENE	8.3		210
ISG-03-C-6	TOLUENE	38		220000
ISG-03-C-6	TOTAL XYLENES	8	J	4400
ISG-03-C-6	TRANS-1,2-DICHLOROETHENE	0.79	U	2600
ISG-03-C-6	TRICHLOROETHENE	280		250[M]
ISG-03-C-6	VINYL CHLORIDE	0.74	U	280
ISG-11-C-6	1,1-DICHLOROETHANE	0.62	J	770
ISG-11-C-6	1,1-DICHLOROETHENE	0.26	U	8800
ISG-11-C-6	1,2,4-TRICHLOROBENZENE	1.4	U	180
ISG-11-C-6	1,2-DICHLOROETHANE	0.38	U	47
ISG-11-C-6	BENZENE	1.1	J	160
ISG-11-C-6	CARBON TETRACHLORIDE	2.5		82
ISG-11-C-6	CHLOROFORM	2.5		53
ISG-11-C-6	CIS-1,2-DICHLOROETHENE	0.48	U	----
ISG-11-C-6	DICHLORODIFLUOROMETHANE	100		8800
ISG-11-C-6	ETHYLBENZENE	13		490
ISG-11-C-6	METHYL TERT-BUTYL ETHER	1.2	U	4700
ISG-11-C-6	METHYLENE CHLORIDE	2.5	B	2600
ISG-11-C-6	NAPHTHALENE	24		36
ISG-11-C-6	TETRACHLOROETHENE	150		210
ISG-11-C-6	TOLUENE	450		220000

TABLE 3-9

SUB-SLAB VAPOR SAMPLE RESULTS, BUILDING C, JULY 2009
LOCKHEED MARTIN MIDDLE RIVER COMPLEX
MIDDLE RIVER, MARYLAND

Sample ID	Analyte	Result (ug/m3)	Qualifier	Target Shallow Soil Gas Concentration[(1)]
ISG-11-C-6	TOTAL XYLENES	81		4400
ISG-11-C-6	TRANS-1,2-DICHLOROETHENE	0.4	U	2600
ISG-11-C-6	TRICHLOROETHENE	4		250[M]
ISG-11-C-6	VINYL CHLORIDE	0.37	U	280
ISG-12-C-6	1,1-DICHLOROETHANE	0.2	U	770
ISG-12-C-6	1,1-DICHLOROETHENE	0.26	U	8800
ISG-12-C-6	1,2,4-TRICHLOROBENZENE	1.4	U	180
ISG-12-C-6	1,2-DICHLOROETHANE	0.38	U	47
ISG-12-C-6	BENZENE	0.42	J	160
ISG-12-C-6	CARBON TETRACHLORIDE	1.1	J	82
ISG-12-C-6	CHLOROFORM	0.38	J	53
ISG-12-C-6	CIS-1,2-DICHLOROETHENE	0.48	U	----
ISG-12-C-6	DICHLORODIFLUOROMETHANE	7.4	J	8800
ISG-12-C-6	ETHYLBENZENE	2.5		490
ISG-12-C-6	METHYL TERT-BUTYL ETHER	1.2	U	4700
ISG-12-C-6	METHYLENE CHLORIDE	1.7	B	2600
ISG-12-C-6	NAPHTHALENE	170	J	36
ISG-12-C-6	TETRACHLOROETHENE	11		210
ISG-12-C-6	TOLUENE	53		220000
ISG-12-C-6	TOTAL XYLENES	23.9		4400
ISG-12-C-6	TRANS-1,2-DICHLOROETHENE	0.4	U	2600
ISG-12-C-6	TRICHLOROETHENE	7.1		250[M]
ISG-12-C-6	VINYL CHLORIDE	0.37	U	280
ISG-12-C-6-D	1,1-DICHLOROETHANE	0.1	J	770
ISG-12-C-6-D	1,1-DICHLOROETHENE	0.052	U	8800
ISG-12-C-6-D	1,2,4-TRICHLOROBENZENE	0.29	U	180
ISG-12-C-6-D	1,2-DICHLOROETHANE	0.077	U	47
ISG-12-C-6-D	BENZENE	0.33		160
ISG-12-C-6-D	CARBON TETRACHLORIDE	1.1		82
ISG-12-C-6-D	CHLOROFORM	0.38	J	53
ISG-12-C-6-D	CIS-1,2-DICHLOROETHENE	0.095	U	----
ISG-12-C-6-D	DICHLORODIFLUOROMETHANE	4.4	J	8800
ISG-12-C-6-D	ETHYLBENZENE	2.7		490
ISG-12-C-6-D	METHYL TERT-BUTYL ETHER	0.25	U	4700
ISG-12-C-6-D	METHYLENE CHLORIDE	0.78	B	2600
ISG-12-C-6-D	NAPHTHALENE	60	J	36
ISG-12-C-6-D	TETRACHLOROETHENE	11		210
ISG-12-C-6-D	TOLUENE	56		220000
ISG-12-C-6-D	TOTAL XYLENES	26		4400
ISG-12-C-6-D	TRANS-1,2-DICHLOROETHENE	0.079	U	2600
ISG-12-C-6-D	TRICHLOROETHENE	7.2		250[M]
ISG-12-C-6-D	VINYL CHLORIDE	0.074	U	280

TABLE 3-9

SUB-SLAB VAPOR SAMPLE RESULTS, BUILDING C, JULY 2009
LOCKHEED MARTIN MIDDLE RIVER COMPLEX
MIDDLE RIVER, MARYLAND

Sample ID	Analyte	Result (ug/m3)	Qualifier	Target Shallow Soil Gas Concentration[(1)]
ISG-13-C-6	1,1-DICHLOROETHANE	1	U	770
ISG-13-C-6	1,1-DICHLOROETHENE	1.3	U	8800
ISG-13-C-6	1,2,4-TRICHLOROBENZENE	7.2	U	180
ISG-13-C-6	1,2-DICHLOROETHANE	1.9	U	47
ISG-13-C-6	BENZENE	2.8	J	160
ISG-13-C-6	CARBON TETRACHLORIDE	2.4	U	82
ISG-13-C-6	CHLOROFORM	1.8	U	53
ISG-13-C-6	CIS-1,2-DICHLOROETHENE	2.4	U	----
ISG-13-C-6	DICHLORODIFLUOROMETHANE	3.3	U	8800
ISG-13-C-6	ETHYLBENZENE	11		490
ISG-13-C-6	METHYL TERT-BUTYL ETHER	6.1	U	4700
ISG-13-C-6	METHYLENE CHLORIDE	10	B	2600
ISG-13-C-6	NAPHTHALENE	1800		36
ISG-13-C-6	TETRACHLOROETHENE	2.7	U	210
ISG-13-C-6	TOLUENE	170		220000
ISG-13-C-6	TOTAL XYLENES	106		4400
ISG-13-C-6	TRANS-1,2-DICHLOROETHENE	2	U	2600
ISG-13-C-6	TRICHLOROETHENE	1.9	U	250[M]
ISG-13-C-6	VINYL CHLORIDE	1.9	U	280
ISG-14-C-6	1,1-DICHLOROETHANE	10	U	770
ISG-14-C-6	1,1-DICHLOROETHENE	13	U	8800
ISG-14-C-6	1,2,4-TRICHLOROBENZENE	73	U	180
ISG-14-C-6	1,2-DICHLOROETHANE	19	U	47
ISG-14-C-6	BENZENE	21	J	160
ISG-14-C-6	CARBON TETRACHLORIDE	24	U	82
ISG-14-C-6	CHLOROFORM	18	U	53
ISG-14-C-6	CIS-1,2-DICHLOROETHENE	24	U	----
ISG-14-C-6	DICHLORODIFLUOROMETHANE	34	U	8800
ISG-14-C-6	ETHYLBENZENE	110		490
ISG-14-C-6	METHYL TERT-BUTYL ETHER	62	U	4700
ISG-14-C-6	METHYLENE CHLORIDE	170	B	2600
ISG-14-C-6	NAPHTHALENE	440		36
ISG-14-C-6	TETRACHLOROETHENE	27	U	210
ISG-14-C-6	TOLUENE	10000		220000
ISG-14-C-6	TOTAL XYLENES	740		4400
ISG-14-C-6	TRANS-1,2-DICHLOROETHENE	20	U	2600
ISG-14-C-6	TRICHLOROETHENE	86		250[M]
ISG-14-C-6	VINYL CHLORIDE	19	U	280
SV-1-C-6	1,1-DICHLOROETHANE	0.33	J	770
SV-1-C-6	1,1-DICHLOROETHENE	0.9	J	8800
SV-1-C-6	1,2,4-TRICHLOROBENZENE	1.4	U	180

TABLE 3-9

SUB-SLAB VAPOR SAMPLE RESULTS, BUILDING C, JULY 2009
LOCKHEED MARTIN MIDDLE RIVER COMPLEX
MIDDLE RIVER, MARYLAND

Sample ID	Analyte	Result (ug/m3)	Qualifier	Target Shallow Soil Gas Concentration[(1)]
SV-1-C-6	1,2-DICHLOROETHANE	0.38	U	47
SV-1-C-6	BENZENE	0.94	B	160
SV-1-C-6	CARBON TETRACHLORIDE	0.47	U	82
SV-1-C-6	CHLOROFORM	8.5		53
SV-1-C-6	CIS-1,2-DICHLOROETHENE	270		----
SV-1-C-6	DICHLORODIFLUOROMETHANE	2.4		8800
SV-1-C-6	ETHYLBENZENE	0.67	J	490
SV-1-C-6	METHYL TERT-BUTYL ETHER	1.2	U	4700
SV-1-C-6	METHYLENE CHLORIDE	0.99	B	2600
SV-1-C-6	NAPHTHALENE	1.6	J	36
SV-1-C-6	TETRACHLOROETHENE	3.3		210
SV-1-C-6	TOLUENE	1.8		220000
SV-1-C-6	TOTAL XYLENES	1.3	J	4400
SV-1-C-6	TRANS-1,2-DICHLOROETHENE	65		2600
SV-1-C-6	TRICHLOROETHENE	270		250[M]
SV-1-C-6	VINYL CHLORIDE	0.37	U	280
SV-5-C-6	1,1-DICHLOROETHANE	0.04	U	770
SV-5-C-6	1,1-DICHLOROETHENE	0.052	U	8800
SV-5-C-6	1,2,4-TRICHLOROBENZENE	0.39	J	180
SV-5-C-6	1,2-DICHLOROETHANE	0.27	J	47
SV-5-C-6	BENZENE	0.86		160
SV-5-C-6	CARBON TETRACHLORIDE	0.4	J	82
SV-5-C-6	CHLOROFORM	15		53
SV-5-C-6	CIS-1,2-DICHLOROETHENE	0.095	U	----
SV-5-C-6	DICHLORODIFLUOROMETHANE	0.25	J	8800
SV-5-C-6	ETHYLBENZENE	1		490
SV-5-C-6	METHYL TERT-BUTYL ETHER	0.25	U	4700
SV-5-C-6	METHYLENE CHLORIDE	0.59	J	2600
SV-5-C-6	NAPHTHALENE	1.4		36
SV-5-C-6	TETRACHLOROETHENE	94		210
SV-5-C-6	TOLUENE	4.1		220000
SV-5-C-6	TOTAL XYLENES	5.1		4400
SV-5-C-6	TRANS-1,2-DICHLOROETHENE	0.079	U	2600
SV-5-C-6	TRICHLOROETHENE	1.5		250[M]
SV-5-C-6	VINYL CHLORIDE	0.074	U	280
SV-7-C-6	1,1-DICHLOROETHANE	0.16	J	770
SV-7-C-6	1,1-DICHLOROETHENE	0.052	U	8800
SV-7-C-6	1,2,4-TRICHLOROBENZENE	0.29	U	180
SV-7-C-6	1,2-DICHLOROETHANE	0.077	U	47
SV-7-C-6	BENZENE	0.3	B	160
SV-7-C-6	CARBON TETRACHLORIDE	0.2	J	82
SV-7-C-6	CHLOROFORM	3.8		53

TABLE 3-9

SUB-SLAB VAPOR SAMPLE RESULTS, BUILDING C, JULY 2009
LOCKHEED MARTIN MIDDLE RIVER COMPLEX
MIDDLE RIVER, MARYLAND

Sample ID	Analyte	Result (ug/m3)	Qualifier	Target Shallow Soil Gas Concentration[(1)]
SV-7-C-6	CIS-1,2-DICHLOROETHENE	0.095	U	----
SV-7-C-6	DICHLORODIFLUOROMETHANE	59	J	8800
SV-7-C-6	ETHYLBENZENE	0.74	J	490
SV-7-C-6	METHYL TERT-BUTYL ETHER	0.25	U	4700
SV-7-C-6	METHYLENE CHLORIDE	0.45	J	2600
SV-7-C-6	NAPHTHALENE	0.48	J	36
SV-7-C-6	TETRACHLOROETHENE	3.4		210
SV-7-C-6	TOLUENE	0.76	J	220000
SV-7-C-6	TOTAL XYLENES	4.3		4400
SV-7-C-6	TRANS-1,2-DICHLOROETHENE	0.079	U	2600
SV-7-C-6	TRICHLOROETHENE	0.075	U	250[M]
SV-7-C-6	VINYL CHLORIDE	0.074	U	280
SV-7-C-6-D	1,1-DICHLOROETHANE	0.12	J	770
SV-7-C-6-D	1,1-DICHLOROETHENE	0.052	U	8800
SV-7-C-6-D	1,2,4-TRICHLOROBENZENE	0.29	U	180
SV-7-C-6-D	1,2-DICHLOROETHANE	0.077	U	47
SV-7-C-6-D	BENZENE	0.45		160
SV-7-C-6-D	CARBON TETRACHLORIDE	0.19	J	82
SV-7-C-6-D	CHLOROFORM	3.6		53
SV-7-C-6-D	CIS-1,2-DICHLOROETHENE	0.095	U	----
SV-7-C-6-D	DICHLORODIFLUOROMETHANE	56	J	8800
SV-7-C-6-D	ETHYLBENZENE	1.3	J	490
SV-7-C-6-D	METHYL TERT-BUTYL ETHER	0.34	J	4700
SV-7-C-6-D	METHYLENE CHLORIDE	0.66	J	2600
SV-7-C-6-D	NAPHTHALENE	26	J	36
SV-7-C-6-D	TETRACHLOROETHENE	3.4		210
SV-7-C-6-D	TOLUENE	2.4	J	220000
SV-7-C-6-D	TOTAL XYLENES	6.8		4400
SV-7-C-6-D	TRANS-1,2-DICHLOROETHENE	0.079	U	2600
SV-7-C-6-D	TRICHLOROETHENE	0.086	J	250[M]
SV-7-C-6-D	VINYL CHLORIDE	0.074	U	280
SV-9-C-6	1,1-DICHLOROETHANE	0.04	U	770
SV-9-C-6	1,1-DICHLOROETHENE	0.052	U	8800
SV-9-C-6	1,2,4-TRICHLOROBENZENE	0.29	U	180
SV-9-C-6	1,2-DICHLOROETHANE	0.077	U	47
SV-9-C-6	BENZENE	0.29	B	160
SV-9-C-6	CARBON TETRACHLORIDE	0.89		82
SV-9-C-6	CHLOROFORM	4		53
SV-9-C-6	CIS-1,2-DICHLOROETHENE	0.095	U	----
SV-9-C-6	DICHLORODIFLUOROMETHANE	43		8800
SV-9-C-6	ETHYLBENZENE	0.21	J	490
SV-9-C-6	METHYL TERT-BUTYL ETHER	0.25	U	4700

TABLE 3-9

SUB-SLAB VAPOR SAMPLE RESULTS, BUILDING C, JULY 2009
LOCKHEED MARTIN MIDDLE RIVER COMPLEX
MIDDLE RIVER, MARYLAND

Sample ID	Analyte	Result (ug/m3)	Qualifier	Target Shallow Soil Gas Concentration[(1)]
SV-9-C-6	METHYLENE CHLORIDE	0.27	B	2600
SV-9-C-6	NAPHTHALENE	0.19	U	36
SV-9-C-6	TETRACHLOROETHENE	7.8		210
SV-9-C-6	TOLUENE	0.89		220000
SV-9-C-6	TOTAL XYLENES	0.63	J	4400
SV-9-C-6	TRANS-1,2-DICHLOROETHENE	0.079	U	2600
SV-9-C-6	TRICHLOROETHENE	1.8		250[M]
SV-9-C-6	VINYL CHLORIDE	0.074	U	280

Notes:

(1) Screening values derived in accordance with Draft Guidance for Evaluating the Vapor Intrusion to Indoor Air Pathway from Groundwater and Soils November 2002. Sceening values = EPA Industrial Air Screening Values ÷ 0.1 attenutation factor and correspond to a target cancer risk level of 1.0E-05.

Gray shaded values exceed screening value
SV - Sub-slab vapor
ug/m^3 - micrograms per cubic meter
M = screening value based on MDE IAQ target concentration of 25 ug/m3 divided by attenuation factor of 0.1
U = nondetect
J = estimated
B = blank contaminated

TABLE 3-10

SUB-SLAB VAPOR SAMPLE RESULTS, BUILDING C, JULY 2009
LOCKHEED MARTIN MIDDLE RIVER COMPLEX
MIDDLE RIVER, MARYLAND

Analyte	Sub-Slab Vapor Sample ID	Result (ug/m^3)	Qualifier	Co-Located IAQ Sample ID	Result (ug/m^3)	Qualifier
1,1-DICHLOROETHANE	SV-C-1-6	0.04	U	IAQ-C14-6	0.04	U
1,1-DICHLOROETHENE	SV-C-1-6	0.052	U	IAQ-C14-6	0.054	J
1,2,4-TRICHLOROBENZENE	SV-C-1-6	0.29	U	IAQ-C14-6	0.29	U
1,2-DICHLOROETHANE	SV-C-1-6	0.13	J	IAQ-C14-6	0.085	J
BENZENE	SV-C-1-6	2.1		IAQ-C14-6	0.9	
CARBON TETRACHLORIDE	SV-C-1-6	0.48	J	IAQ-C14-6	0.6	
CHLOROFORM	SV-C-1-6	5.2		IAQ-C14-6	2	
CIS-1,2-DICHLOROETHENE	SV-C-1-6	0.095	U	IAQ-C14-6	0.095	U
DICHLORODIFLUOROMETHANE	SV-C-1-6	2.2		IAQ-C14-6	2.6	
ETHYLBENZENE	SV-C-1-6	13		IAQ-C14-6	2.2	
METHYL TERT-BUTYL ETHER	SV-C-1-6	0.52	J	IAQ-C14-6	0.25	U
METHYLENE CHLORIDE	SV-C-1-6	8.1		IAQ-C14-6	1.7	B
NAPHTHALENE	SV-C-1-6	12		IAQ-C14-6	4	
TETRACHLOROETHENE	SV-C-1-6	1.2		IAQ-C14-6	0.58	
TOLUENE	SV-C-1-6	31		IAQ-C14-6	29	
TOTAL XYLENES	SV-C-1-6	48		IAQ-C14-6	11.1	
TRANS-1,2-DICHLOROETHENE	SV-C-1-6	0.079	U	IAQ-C14-6	0.079	U
TRICHLOROETHENE	SV-C-1-6	0.33		IAQ-C14-6	0.34	
VINYL CHLORIDE	SV-C-1-6	0.074	U	IAQ-C14-6	0.074	U
1,1-DICHLOROETHANE	SV-C-2-6	0.04	U	IAQ-C8-6	0.04	U
1,1-DICHLOROETHENE	SV-C-2-6	0.052	U	IAQ-C8-6	0.052	U
1,2,4-TRICHLOROBENZENE	SV-C-2-6	2.2	J	IAQ-C8-6	0.29	U
1,2-DICHLOROETHANE	SV-C-2-6	0.077	U	IAQ-C8-6	0.094	J
BENZENE	SV-C-2-6	1.7		IAQ-C8-6	0.72	
CARBON TETRACHLORIDE	SV-C-2-6	0.51		IAQ-C8-6	0.57	
CHLOROFORM	SV-C-2-6	3.9		IAQ-C8-6	1.4	
CIS-1,2-DICHLOROETHENE	SV-C-2-6	0.095	U	IAQ-C8-6	0.095	U
DICHLORODIFLUOROMETHANE	SV-C-2-6	2.2		IAQ-C8-6	2.8	
ETHYLBENZENE	SV-C-2-6	31		IAQ-C8-6	2.2	
METHYL TERT-BUTYL ETHER	SV-C-2-6	0.35	J	IAQ-C8-6	0.25	U
METHYLENE CHLORIDE	SV-C-2-6	1.5		IAQ-C8-6	1.3	B
NAPHTHALENE	SV-C-2-6	2.9		IAQ-C8-6	2.2	
TETRACHLOROETHENE	SV-C-2-6	0.92		IAQ-C8-6	0.4	J
TOLUENE	SV-C-2-6	31		IAQ-C8-6	34	
TOTAL XYLENES	SV-C-2-6	114		IAQ-C8-6	12	
TRANS-1,2-DICHLOROETHENE	SV-C-2-6	0.079	U	IAQ-C8-6	0.079	U
TRICHLOROETHENE	SV-C-2-6	1.1		IAQ-C8-6	0.38	
VINYL CHLORIDE	SV-C-2-6	0.074	U	IAQ-C8-6	0.074	U
1,1-DICHLOROETHANE	SV-C-3-6	8.5		IAQ-C9-6	0.11	J
1,1-DICHLOROETHENE	SV-C-3-6	1	U	IAQ-C9-6	0.098	J
1,2,4-TRICHLOROBENZENE	SV-C-3-6	5.8	U	IAQ-C9-6	0.64	J
1,2-DICHLOROETHANE	SV-C-3-6	1.5	U	IAQ-C9-6	0.17	J
BENZENE	SV-C-3-6	2.2	J	IAQ-C9-6	0.94	
CARBON TETRACHLORIDE	SV-C-3-6	1.9	U	IAQ-C9-6	0.71	
CHLOROFORM	SV-C-3-6	9.1		IAQ-C9-6	1.4	
CIS-1,2-DICHLOROETHENE	SV-C-3-6	45		IAQ-C9-6	0.12	J

TABLE 3-10

SUB-SLAB VAPOR SAMPLE RESULTS, BUILDING C, JULY 2009
LOCKHEED MARTIN MIDDLE RIVER COMPLEX
MIDDLE RIVER, MARYLAND

Analyte	Sub-Slab Vapor Sample ID	Result (ug/m^3)	Qualifier	Co-Located IAQ Sample ID	Result (ug/m^3)	Qualifier
DICHLORODIFLUOROMETHANE	SV-C-3-6	2.7	J	IAQ-C9-6	3	
ETHYLBENZENE	SV-C-3-6	490		IAQ-C9-6	4.1	
METHYL TERT-BUTYL ETHER	SV-C-3-6	4.9	U	IAQ-C9-6	0.25	U
METHYLENE CHLORIDE	SV-C-3-6	7.6	B	IAQ-C9-6	2.1	B
NAPHTHALENE	SV-C-3-6	5.8	J	IAQ-C9-6	1.6	
TETRACHLOROETHENE	SV-C-3-6	3.4	J	IAQ-C9-6	0.68	
TOLUENE	SV-C-3-6	50		IAQ-C9-6	33	
TOTAL XYLENES	SV-C-3-6	2870		IAQ-C9-6	24.8	
TRANS-1,2-DICHLOROETHENE	SV-C-3-6	2.1	J	IAQ-C9-6	0.11	J
TRICHLOROETHENE	SV-C-3-6	180		IAQ-C9-6	1.1	
VINYL CHLORIDE	SV-C-3-6	1.5	U	IAQ-C9-6	0.074	U
1,1-DICHLOROETHANE	SV-C-4-6	0.2	J	IAQ-C7-6	0.056	J
1,1-DICHLOROETHENE	SV-C-4-6	0.2	J	IAQ-C7-6	0.052	U
1,2,4-TRICHLOROBENZENE	SV-C-4-6	0.72	U	IAQ-C7-6	0.29	U
1,2-DICHLOROETHANE	SV-C-4-6	0.19	U	IAQ-C7-6	0.11	J
BENZENE	SV-C-4-6	2.8		IAQ-C7-6	0.7	
CARBON TETRACHLORIDE	SV-C-4-6	0.53	J	IAQ-C7-6	0.63	
CHLOROFORM	SV-C-4-6	4.4		IAQ-C7-6	0.8	
CIS-1,2-DICHLOROETHENE	SV-C-4-6	95		IAQ-C7-6	0.095	U
DICHLORODIFLUOROMETHANE	SV-C-4-6	2.5		IAQ-C7-6	2.7	
ETHYLBENZENE	SV-C-4-6	30		IAQ-C7-6	1.7	
METHYL TERT-BUTYL ETHER	SV-C-4-6	0.61	U	IAQ-C7-6	0.25	U
METHYLENE CHLORIDE	SV-C-4-6	2.8		IAQ-C7-6	1.3	B
NAPHTHALENE	SV-C-4-6	17		IAQ-C7-6	3.9	
TETRACHLOROETHENE	SV-C-4-6	0.95	J	IAQ-C7-6	0.36	J
TOLUENE	SV-C-4-6	32		IAQ-C7-6	27	
TOTAL XYLENES	SV-C-4-6	210		IAQ-C7-6	8.1	
TRANS-1,2-DICHLOROETHENE	SV-C-4-6	1.7		IAQ-C7-6	0.079	U
TRICHLOROETHENE	SV-C-4-6	260		IAQ-C7-6	0.22	
VINYL CHLORIDE	SV-C-4-6	0.19	U	IAQ-C7-6	0.074	U
1,1-DICHLOROETHANE	SV-C-5-6	0.04	U	IAQ-C6-6	0.04	U
1,1-DICHLOROETHENE	SV-C-5-6	0.052	U	IAQ-C6-6	0.052	U
1,2,4-TRICHLOROBENZENE	SV-C-5-6	0.29	U	IAQ-C6-6	0.29	U
1,2-DICHLOROETHANE	SV-C-5-6	0.077	U	IAQ-C6-6	0.26	J
BENZENE	SV-C-5-6	1.1		IAQ-C6-6	0.52	
CARBON TETRACHLORIDE	SV-C-5-6	0.53		IAQ-C6-6	0.55	
CHLOROFORM	SV-C-5-6	1.1		IAQ-C6-6	0.69	
CIS-1,2-DICHLOROETHENE	SV-C-5-6	0.095	U	IAQ-C6-6	0.095	U
DICHLORODIFLUOROMETHANE	SV-C-5-6	2.2		IAQ-C6-6	2.3	
ETHYLBENZENE	SV-C-5-6	7.2		IAQ-C6-6	1.8	
METHYL TERT-BUTYL ETHER	SV-C-5-6	0.25	U	IAQ-C6-6	0.25	U
METHYLENE CHLORIDE	SV-C-5-6	1.3		IAQ-C6-6	1.2	B
NAPHTHALENE	SV-C-5-6	11		IAQ-C6-6	1.3	
TETRACHLOROETHENE	SV-C-5-6	0.73		IAQ-C6-6	0.35	J
TOLUENE	SV-C-5-6	25		IAQ-C6-6	26	
TOTAL XYLENES	SV-C-5-6	35		IAQ-C6-6	9.4	
TRANS-1,2-DICHLOROETHENE	SV-C-5-6	0.079	U	IAQ-C6-6	0.079	U

TABLE 3-10

SUB-SLAB VAPOR SAMPLE RESULTS, BUILDING C, JULY 2009
LOCKHEED MARTIN MIDDLE RIVER COMPLEX
MIDDLE RIVER, MARYLAND

Analyte	Sub-Slab Vapor Sample ID	Result (ug/m^3)	Qualifier	Co-Located IAQ Sample ID	Result (ug/m^3)	Qualifier
TRICHLOROETHENE	SV-C-5-6	0.41		IAQ-C6-6	0.2	J
VINYL CHLORIDE	SV-C-5-6	0.074	U	IAQ-C6-6	0.074	U
1,1-DICHLOROETHANE	SV-C-6-6	0.51	U	NA	NA	NA
1,1-DICHLOROETHENE	SV-C-6-6	0.64	U	NA	NA	NA
1,2,4-TRICHLOROBENZENE	SV-C-6-6	3.6	U	NA	NA	NA
1,2-DICHLOROETHANE	SV-C-6-6	0.96	U	NA	NA	NA
BENZENE	SV-C-6-6	5.6		NA	NA	NA
CARBON TETRACHLORIDE	SV-C-6-6	3.9	J	NA	NA	NA
CHLOROFORM	SV-C-6-6	16		NA	NA	NA
CIS-1,2-DICHLOROETHENE	SV-C-6-6	1.2	U	NA	NA	NA
DICHLORODIFLUOROMETHANE	SV-C-6-6	2.8	J	NA	NA	NA
ETHYLBENZENE	SV-C-6-6	64		NA	NA	NA
METHYL TERT-BUTYL ETHER	SV-C-6-6	3.1	U	NA	NA	NA
METHYLENE CHLORIDE	SV-C-6-6	7.5	B	NA	NA	NA
NAPHTHALENE	SV-C-6-6	690		NA	NA	NA
TETRACHLOROETHENE	SV-C-6-6	27		NA	NA	NA
TOLUENE	SV-C-6-6	57		NA	NA	NA
TOTAL XYLENES	SV-C-6-6	480		NA	NA	NA
TRANS-1,2-DICHLOROETHENE	SV-C-6-6	0.99	U	NA	NA	NA
TRICHLOROETHENE	SV-C-6-6	0.94	U	NA	NA	NA
VINYL CHLORIDE	SV-C-6-6	0.93	U	NA	NA	NA
1,1-DICHLOROETHANE	SV-C-7-6	0.04	U	IAQ-C12-6	0.04	U
1,1-DICHLOROETHENE	SV-C-7-6	0.052	U	IAQ-C12-6	0.052	U
1,2,4-TRICHLOROBENZENE	SV-C-7-6	0.29	U	IAQ-C12-6	0.29	U
1,2-DICHLOROETHANE	SV-C-7-6	0.077	U	IAQ-C12-6	0.077	U
BENZENE	SV-C-7-6	1		IAQ-C12-6	0.75	
CARBON TETRACHLORIDE	SV-C-7-6	0.52		IAQ-C12-6	0.52	
CHLOROFORM	SV-C-7-6	0.42		IAQ-C12-6	0.66	
CIS-1,2-DICHLOROETHENE	SV-C-7-6	0.095	U	IAQ-C12-6	0.095	U
DICHLORODIFLUOROMETHANE	SV-C-7-6	2.2		IAQ-C12-6	2.3	
ETHYLBENZENE	SV-C-7-6	1.1		IAQ-C12-6	1.5	
METHYL TERT-BUTYL ETHER	SV-C-7-6	0.25	U	IAQ-C12-6	0.25	U
METHYLENE CHLORIDE	SV-C-7-6	1.1	B	IAQ-C12-6	2.1	
NAPHTHALENE	SV-C-7-6	0.29	J	IAQ-C12-6	0.77	J
TETRACHLOROETHENE	SV-C-7-6	0.53	J	IAQ-C12-6	0.49	J
TOLUENE	SV-C-7-6	5.3		IAQ-C12-6	11	
TOTAL XYLENES	SV-C-7-6	4.7		IAQ-C12-6	7.5	
TRANS-1,2-DICHLOROETHENE	SV-C-7-6	0.079	U	IAQ-C12-6	0.079	U
TRICHLOROETHENE	SV-C-7-6	0.12	J	IAQ-C12-6	0.14	J
VINYL CHLORIDE	SV-C-7-6	0.074	U	IAQ-C12-6	0.074	U
1,1-DICHLOROETHANE	ISG-03-C-6	0.4	U	IAQ-C5-6	0.04	U
1,1-DICHLOROETHENE	ISG-03-C-6	0.52	U	IAQ-C5-6	0.052	U
1,2,4-TRICHLOROBENZENE	ISG-03-C-6	2.9	U	IAQ-C5-6	0.29	U
1,2-DICHLOROETHANE	ISG-03-C-6	0.77	U	IAQ-C5-6	0.089	J
BENZENE	ISG-03-C-6	0.73	U	IAQ-C5-6	1.3	
CARBON TETRACHLORIDE	ISG-03-C-6	2.5	J	IAQ-C5-6	0.6	

TABLE 3-10

SUB-SLAB VAPOR SAMPLE RESULTS, BUILDING C, JULY 2009
LOCKHEED MARTIN MIDDLE RIVER COMPLEX
MIDDLE RIVER, MARYLAND

Analyte	Sub-Slab Vapor Sample ID	Result (ug/m^3)	Qualifier	Co-Located IAQ Sample ID	Result (ug/m^3)	Qualifier
CHLOROFORM	ISG-03-C-6	19		IAQ-C5-6	0.69	
CIS-1,2-DICHLOROETHENE	ISG-03-C-6	2.2	J	IAQ-C5-6	0.095	U
DICHLORODIFLUOROMETHANE	ISG-03-C-6	2.7	J	IAQ-C5-6	2.5	
ETHYLBENZENE	ISG-03-C-6	1.2	J	IAQ-C5-6	3.8	
METHYL TERT-BUTYL ETHER	ISG-03-C-6	2.5	U	IAQ-C5-6	0.25	U
METHYLENE CHLORIDE	ISG-03-C-6	8.9	B	IAQ-C5-6	1.5	B
NAPHTHALENE	ISG-03-C-6	8.8	B	IAQ-C5-6	0.51	J
TETRACHLOROETHENE	ISG-03-C-6	8.3		IAQ-C5-6	1.7	
TOLUENE	ISG-03-C-6	38		IAQ-C5-6	16	
TOTAL XYLENES	ISG-03-C-6	8	J	IAQ-C5-6	28.2	
TRANS-1,2-DICHLOROETHENE	ISG-03-C-6	0.79	U	IAQ-C5-6	0.079	U
TRICHLOROETHENE	ISG-03-C-6	280		IAQ-C5-6	0.22	
VINYL CHLORIDE	ISG-03-C-6	0.74	U	IAQ-C5-6	0.074	U
1,1-DICHLOROETHANE	ISG-11-C-6	0.62	J	IAQ-C-15-6	0.061	U
1,1-DICHLOROETHENE	ISG-11-C-6	0.26	U	IAQ-C-15-6	0.078	U
1,2,4-TRICHLOROBENZENE	ISG-11-C-6	1.4	U	IAQ-C-15-6	0.44	U
1,2-DICHLOROETHANE	ISG-11-C-6	0.38	U	IAQ-C-15-6	0.12	U
BENZENE	ISG-11-C-6	1.1	J	IAQ-C-15-6	0.77	
CARBON TETRACHLORIDE	ISG-11-C-6	2.5		IAQ-C-15-6	0.56	J
CHLOROFORM	ISG-11-C-6	2.5		IAQ-C-15-6	2.1	
CIS-1,2-DICHLOROETHENE	ISG-11-C-6	0.48	U	IAQ-C-15-6	0.14	U
DICHLORODIFLUOROMETHANE	ISG-11-C-6	100		IAQ-C-15-6	2.5	
ETHYLBENZENE	ISG-11-C-6	13		IAQ-C-15-6	1.9	
METHYL TERT-BUTYL ETHER	ISG-11-C-6	1.2	U	IAQ-C-15-6	0.37	U
METHYLENE CHLORIDE	ISG-11-C-6	2.5	B	IAQ-C-15-6	3.3	
NAPHTHALENE	ISG-11-C-6	24		IAQ-C-15-6	1.9	
TETRACHLOROETHENE	ISG-11-C-6	150		IAQ-C-15-6	0.45	J
TOLUENE	ISG-11-C-6	450		IAQ-C-15-6	26	
TOTAL XYLENES	ISG-11-C-6	81		IAQ-C-15-6	9.4	
TRANS-1,2-DICHLOROETHENE	ISG-11-C-6	0.4	U	IAQ-C-15-6	0.12	U
TRICHLOROETHENE	ISG-11-C-6	4		IAQ-C-15-6	0.27	J
VINYL CHLORIDE	ISG-11-C-6	0.37	U	IAQ-C-15-6	0.11	U
1,1-DICHLOROETHANE	ISG-12-C-6	0.2	U	IAQ-C13-6	0.04	U
1,1-DICHLOROETHENE	ISG-12-C-6	0.26	U	IAQ-C13-6	0.05	U
1,2,4-TRICHLOROBENZENE	ISG-12-C-6	1.4	U	IAQ-C13-6	0.29	U
1,2-DICHLOROETHANE	ISG-12-C-6	0.38	U	IAQ-C13-6	0.10	J
BENZENE	ISG-12-C-6	0.42	J	IAQ-C13-6	0.95	
CARBON TETRACHLORIDE	ISG-12-C-6	1.1	J	IAQ-C13-6	0.59	
CHLOROFORM	ISG-12-C-6	0.38	J	IAQ-C13-6	1.30	
CIS-1,2-DICHLOROETHENE	ISG-12-C-6	0.48	U	IAQ-C13-6	0.10	U
DICHLORODIFLUOROMETHANE	ISG-12-C-6	7.4	J	IAQ-C13-6	2.70	
ETHYLBENZENE	ISG-12-C-6	2.5		IAQ-C13-6	1.90	
METHYL TERT-BUTYL ETHER	ISG-12-C-6	1.2	U	IAQ-C13-6	0.25	U
METHYLENE CHLORIDE	ISG-12-C-6	1.7	B	IAQ-C13-6	2.00	B
NAPHTHALENE	ISG-12-C-6	170	J	IAQ-C13-6	0.22	J
TETRACHLOROETHENE	ISG-12-C-6	11		IAQ-C13-6	0.58	
TOLUENE	ISG-12-C-6	53		IAQ-C13-6	25.00	

TABLE 3-10

SUB-SLAB VAPOR SAMPLE RESULTS, BUILDING C, JULY 2009
LOCKHEED MARTIN MIDDLE RIVER COMPLEX
MIDDLE RIVER, MARYLAND

Analyte	Sub-Slab Vapor Sample ID	Result (ug/m^3)	Qualifier	Co-Located IAQ Sample ID	Result (ug/m^3)	Qualifier
TOTAL XYLENES	ISG-12-C-6	23.9		IAQ-C13-6	7.60	
TRANS-1,2-DICHLOROETHENE	ISG-12-C-6	0.4	U	IAQ-C13-6	0.08	U
TRICHLOROETHENE	ISG-12-C-6	7.1		IAQ-C13-6	0.29	
VINYL CHLORIDE	ISG-12-C-6	0.37	U	IAQ-C13-6	0.07	U
1,1-DICHLOROETHANE	ISG-12-C-6-D	0.1	J	IAQ-C13-6	0.04	U
1,1-DICHLOROETHENE	ISG-12-C-6-D	0.052	U	IAQ-C13-6	0.05	U
1,2,4-TRICHLOROBENZENE	ISG-12-C-6-D	0.29	U	IAQ-C13-6	0.29	U
1,2-DICHLOROETHANE	ISG-12-C-6-D	0.077	U	IAQ-C13-6	0.10	J
BENZENE	ISG-12-C-6-D	0.33		IAQ-C13-6	0.95	
CARBON TETRACHLORIDE	ISG-12-C-6-D	1.1		IAQ-C13-6	0.59	
CHLOROFORM	ISG-12-C-6-D	0.38	J	IAQ-C13-6	1.30	
CIS-1,2-DICHLOROETHENE	ISG-12-C-6-D	0.095	U	IAQ-C13-6	0.10	U
DICHLORODIFLUOROMETHANE	ISG-12-C-6-D	4.4	J	IAQ-C13-6	2.70	
ETHYLBENZENE	ISG-12-C-6-D	2.7		IAQ-C13-6	1.90	
METHYL TERT-BUTYL ETHER	ISG-12-C-6-D	0.25	U	IAQ-C13-6	0.25	U
METHYLENE CHLORIDE	ISG-12-C-6-D	0.78	B	IAQ-C13-6	2.00	B
NAPHTHALENE	ISG-12-C-6-D	60	J	IAQ-C13-6	0.22	J
TETRACHLOROETHENE	ISG-12-C-6-D	11		IAQ-C13-6	0.58	
TOLUENE	ISG-12-C-6-D	56		IAQ-C13-6	25.00	
TOTAL XYLENES	ISG-12-C-6-D	26		IAQ-C13-6	7.60	
TRANS-1,2-DICHLOROETHENE	ISG-12-C-6-D	0.079	U	IAQ-C13-6	0.08	U
TRICHLOROETHENE	ISG-12-C-6-D	7.2		IAQ-C13-6	0.29	
VINYL CHLORIDE	ISG-12-C-6-D	0.074	U	IAQ-C13-6	0.07	U
1,1-DICHLOROETHANE	ISG-13-C-6	1	U	IAQ-C11-6	0.04	U
1,1-DICHLOROETHENE	ISG-13-C-6	1.3	U	IAQ-C11-6	0.052	U
1,2,4-TRICHLOROBENZENE	ISG-13-C-6	7.2	U	IAQ-C11-6	0.29	U
1,2-DICHLOROETHANE	ISG-13-C-6	1.9	U	IAQ-C11-6	0.098	J
BENZENE	ISG-13-C-6	2.8	J	IAQ-C11-6	0.98	
CARBON TETRACHLORIDE	ISG-13-C-6	2.4	U	IAQ-C11-6	0.54	
CHLOROFORM	ISG-13-C-6	1.8	U	IAQ-C11-6	1.2	
CIS-1,2-DICHLOROETHENE	ISG-13-C-6	2.4	U	IAQ-C11-6	0.095	U
DICHLORODIFLUOROMETHANE	ISG-13-C-6	3.3	U	IAQ-C11-6	2.7	
ETHYLBENZENE	ISG-13-C-6	11		IAQ-C11-6	1.9	
METHYL TERT-BUTYL ETHER	ISG-13-C-6	6.1	U	IAQ-C11-6	0.25	U
METHYLENE CHLORIDE	ISG-13-C-6	10	B	IAQ-C11-6	1.7	B
NAPHTHALENE	ISG-13-C-6	1800		IAQ-C11-6	1.4	
TETRACHLOROETHENE	ISG-13-C-6	2.7	U	IAQ-C11-6	0.57	
TOLUENE	ISG-13-C-6	170		IAQ-C11-6	22	
TOTAL XYLENES	ISG-13-C-6	106		IAQ-C11-6	9.5	
TRANS-1,2-DICHLOROETHENE	ISG-13-C-6	2	U	IAQ-C11-6	0.079	U
TRICHLOROETHENE	ISG-13-C-6	1.9	U	IAQ-C11-6	0.23	
VINYL CHLORIDE	ISG-13-C-6	1.9	U	IAQ-C11-6	0.074	U
1,1-DICHLOROETHANE	ISG-14-C-6	10	U	IAQ-C10-6	0.04	U
1,1-DICHLOROETHENE	ISG-14-C-6	13	U	IAQ-C10-6	0.052	U
1,2,4-TRICHLOROBENZENE	ISG-14-C-6	73	U	IAQ-C10-6	0.29	U
1,2-DICHLOROETHANE	ISG-14-C-6	19	U	IAQ-C10-6	0.082	J

TABLE 3-10

SUB-SLAB VAPOR SAMPLE RESULTS, BUILDING C, JULY 2009
LOCKHEED MARTIN MIDDLE RIVER COMPLEX
MIDDLE RIVER, MARYLAND

Analyte	Sub-Slab Vapor Sample ID	Result (ug/m^3)	Qualifier	Co-Located IAQ Sample ID	Result (ug/m^3)	Qualifier
BENZENE	ISG-14-C-6	21	J	IAQ-C10-6	0.76	
CARBON TETRACHLORIDE	ISG-14-C-6	24	U	IAQ-C10-6	0.56	
CHLOROFORM	ISG-14-C-6	18	U	IAQ-C10-6	1.5	
CIS-1,2-DICHLOROETHENE	ISG-14-C-6	24	U	IAQ-C10-6	0.095	U
DICHLORODIFLUOROMETHANE	ISG-14-C-6	34	U	IAQ-C10-6	2.5	
ETHYLBENZENE	ISG-14-C-6	110		IAQ-C10-6	2.3	
METHYL TERT-BUTYL ETHER	ISG-14-C-6	62	U	IAQ-C10-6	0.25	U
METHYLENE CHLORIDE	ISG-14-C-6	170	B	IAQ-C10-6	2.6	
NAPHTHALENE	ISG-14-C-6	440		IAQ-C10-6	3.4	
TETRACHLOROETHENE	ISG-14-C-6	27	U	IAQ-C10-6	0.53	J
TOLUENE	ISG-14-C-6	10000		IAQ-C10-6	32	
TOTAL XYLENES	ISG-14-C-6	740		IAQ-C10-6	12.3	
TRANS-1,2-DICHLOROETHENE	ISG-14-C-6	20	U	IAQ-C10-6	0.079	U
TRICHLOROETHENE	ISG-14-C-6	86		IAQ-C10-6	0.46	
VINYL CHLORIDE	ISG-14-C-6	19	U	IAQ-C10-6	0.074	U
1,1-DICHLOROETHANE	SV-1-C-6	0.33	J	IAQ-C1-6	0.048	J
1,1-DICHLOROETHENE	SV-1-C-6	0.9	J	IAQ-C1-6	0.052	U
1,2,4-TRICHLOROBENZENE	SV-1-C-6	1.4	U	IAQ-C1-6	0.29	U
1,2-DICHLOROETHANE	SV-1-C-6	0.38	U	IAQ-C1-6	0.11	J
BENZENE	SV-1-C-6	0.94	B	IAQ-C1-6	0.95	
CARBON TETRACHLORIDE	SV-1-C-6	0.47	U	IAQ-C1-6	0.73	
CHLOROFORM	SV-1-C-6	8.5		IAQ-C1-6	1.8	
CIS-1,2-DICHLOROETHENE	SV-1-C-6	270		IAQ-C1-6	9.5	
DICHLORODIFLUOROMETHANE	SV-1-C-6	2.4		IAQ-C1-6	2.9	
ETHYLBENZENE	SV-1-C-6	0.67	J	IAQ-C1-6	2	
METHYL TERT-BUTYL ETHER	SV-1-C-6	1.2	U	IAQ-C1-6	0.25	J
METHYLENE CHLORIDE	SV-1-C-6	0.99	B	IAQ-C1-6	3	
NAPHTHALENE	SV-1-C-6	1.6	J	IAQ-C1-6	1.6	J
TETRACHLOROETHENE	SV-1-C-6	3.3		IAQ-C1-6	0.72	
TOLUENE	SV-1-C-6	1.8		IAQ-C1-6	16	
TOTAL XYLENES	SV-1-C-6	1.3	J	IAQ-C1-6	7.6	
TRANS-1,2-DICHLOROETHENE	SV-1-C-6	65		IAQ-C1-6	2	
TRICHLOROETHENE	SV-1-C-6	270		IAQ-C1-6	12	
VINYL CHLORIDE	SV-1-C-6	0.37	U	IAQ-C1-6	0.074	U
1,1-DICHLOROETHANE	SV-5-C-6	0.04	U	IAQ-C2-6	0.04	U
1,1-DICHLOROETHENE	SV-5-C-6	0.052	U	IAQ-C2-6	0.052	U
1,2,4-TRICHLOROBENZENE	SV-5-C-6	0.39	J	IAQ-C2-6	0.29	U
1,2-DICHLOROETHANE	SV-5-C-6	0.27	J	IAQ-C2-6	0.091	J
BENZENE	SV-5-C-6	0.86		IAQ-C2-6	0.49	
CARBON TETRACHLORIDE	SV-5-C-6	0.4	J	IAQ-C2-6	0.74	
CHLOROFORM	SV-5-C-6	15		IAQ-C2-6	0.88	
CIS-1,2-DICHLOROETHENE	SV-5-C-6	0.095	U	IAQ-C2-6	0.095	U
DICHLORODIFLUOROMETHANE	SV-5-C-6	0.25	J	IAQ-C2-6	3.1	
ETHYLBENZENE	SV-5-C-6	1		IAQ-C2-6	0.15	J
METHYL TERT-BUTYL ETHER	SV-5-C-6	0.25	U	IAQ-C2-6	0.25	U
METHYLENE CHLORIDE	SV-5-C-6	0.59	J	IAQ-C2-6	1.4	B
NAPHTHALENE	SV-5-C-6	1.4		IAQ-C2-6	0.19	U

TABLE 3-10

SUB-SLAB VAPOR SAMPLE RESULTS, BUILDING C, JULY 2009
LOCKHEED MARTIN MIDDLE RIVER COMPLEX
MIDDLE RIVER, MARYLAND

Analyte	Sub-Slab Vapor Sample ID	Result (ug/m^3)	Qualifier	Co-Located IAQ Sample ID	Result (ug/m^3)	Qualifier
TETRACHLOROETHENE	SV-5-C-6	94		IAQ-C2-6	0.11	U
TOLUENE	SV-5-C-6	4.1		IAQ-C2-6	2.4	
TOTAL XYLENES	SV-5-C-6	5.1		IAQ-C2-6	0.25	J
TRANS-1,2-DICHLOROETHENE	SV-5-C-6	0.079	U	IAQ-C2-6	0.079	U
TRICHLOROETHENE	SV-5-C-6	1.5		IAQ-C2-6	0.15	J
VINYL CHLORIDE	SV-5-C-6	0.074	U	IAQ-C2-6	0.074	U
1,1-DICHLOROETHANE	SV-7-C-6	0.16	J	IAQ-C3-6	0.17	J
1,1-DICHLOROETHENE	SV-7-C-6	0.052	U	IAQ-C3-6	0.1	J
1,2,4-TRICHLOROBENZENE	SV-7-C-6	0.29	U	IAQ-C3-6	1.7	J
1,2-DICHLOROETHANE	SV-7-C-6	0.077	U	IAQ-C3-6	0.26	J
BENZENE	SV-7-C-6	0.3	B	IAQ-C3-6	0.98	
CARBON TETRACHLORIDE	SV-7-C-6	0.2	J	IAQ-C3-6	0.84	
CHLOROFORM	SV-7-C-6	3.8		IAQ-C3-6	1.1	
CIS-1,2-DICHLOROETHENE	SV-7-C-6	0.095	U	IAQ-C3-6	0.16	J
DICHLORODIFLUOROMETHANE	SV-7-C-6	59	J	IAQ-C3-6	2.7	
ETHYLBENZENE	SV-7-C-6	0.74	J	IAQ-C3-6	2.6	
METHYL TERT-BUTYL ETHER	SV-7-C-6	0.25	U	IAQ-C3-6	0.34	J
METHYLENE CHLORIDE	SV-7-C-6	0.45	J	IAQ-C3-6	3	
NAPHTHALENE	SV-7-C-6	0.48	J	IAQ-C3-6	4.1	J
TETRACHLOROETHENE	SV-7-C-6	3.4		IAQ-C3-6	0.75	
TOLUENE	SV-7-C-6	0.76	J	IAQ-C3-6	29	
TOTAL XYLENES	SV-7-C-6	4.3		IAQ-C3-6	13.1	
TRANS-1,2-DICHLOROETHENE	SV-7-C-6	0.079	U	IAQ-C3-6	0.15	J
TRICHLOROETHENE	SV-7-C-6	0.075	U	IAQ-C3-6	0.4	
VINYL CHLORIDE	SV-7-C-6	0.074	U	IAQ-C3-6	0.082	J
1,1-DICHLOROETHANE	SV-7-C-6-D	0.12	J	IAQ-C3-6	0.17	J
1,1-DICHLOROETHENE	SV-7-C-6-D	0.052	U	IAQ-C3-6	0.1	J
1,2,4-TRICHLOROBENZENE	SV-7-C-6-D	0.29	U	IAQ-C3-6	1.7	J
1,2-DICHLOROETHANE	SV-7-C-6-D	0.077	U	IAQ-C3-6	0.26	J
BENZENE	SV-7-C-6-D	0.45		IAQ-C3-6	0.98	
CARBON TETRACHLORIDE	SV-7-C-6-D	0.19	J	IAQ-C3-6	0.84	
CHLOROFORM	SV-7-C-6-D	3.6		IAQ-C3-6	1.1	
CIS-1,2-DICHLOROETHENE	SV-7-C-6-D	0.095	U	IAQ-C3-6	0.16	J
DICHLORODIFLUOROMETHANE	SV-7-C-6-D	56	J	IAQ-C3-6	2.7	
ETHYLBENZENE	SV-7-C-6-D	1.3	J	IAQ-C3-6	2.6	
METHYL TERT-BUTYL ETHER	SV-7-C-6-D	0.34	J	IAQ-C3-6	0.34	J
METHYLENE CHLORIDE	SV-7-C-6-D	0.66	J	IAQ-C3-6	3	
NAPHTHALENE	SV-7-C-6-D	26	J	IAQ-C3-6	4.1	J
TETRACHLOROETHENE	SV-7-C-6-D	3.4		IAQ-C3-6	0.75	
TOLUENE	SV-7-C-6-D	2.4	J	IAQ-C3-6	29	
TOTAL XYLENES	SV-7-C-6-D	6.8		IAQ-C3-6	13.1	
TRANS-1,2-DICHLOROETHENE	SV-7-C-6-D	0.079	U	IAQ-C3-6	0.15	J
TRICHLOROETHENE	SV-7-C-6-D	0.086	J	IAQ-C3-6	0.4	
VINYL CHLORIDE	SV-7-C-6-D	0.074	U	IAQ-C3-6	0.082	J
1,1-DICHLOROETHANE	SV-9-C-6	0.04	U	IAQ-C4-6	0.042	J
1,1-DICHLOROETHENE	SV-9-C-6	0.052	U	IAQ-C4-6	0.052	U

TABLE 3-10

SUB-SLAB VAPOR SAMPLE RESULTS, BUILDING C, JULY 2009
LOCKHEED MARTIN MIDDLE RIVER COMPLEX
MIDDLE RIVER, MARYLAND

Analyte	Sub-Slab Vapor Sample ID	Result (ug/m^3)	Qualifier	Co-Located IAQ Sample ID	Result (ug/m^3)	Qualifier
1,2,4-TRICHLOROBENZENE	SV-9-C-6	0.29	U	IAQ-C4-6	0.29	U
1,2-DICHLOROETHANE	SV-9-C-6	0.077	U	IAQ-C4-6	0.084	J
BENZENE	SV-9-C-6	0.29	B	IAQ-C4-6	0.82	
CARBON TETRACHLORIDE	SV-9-C-6	0.89		IAQ-C4-6	0.62	
CHLOROFORM	SV-9-C-6	4		IAQ-C4-6	0.84	
CIS-1,2-DICHLOROETHENE	SV-9-C-6	0.095	U	IAQ-C4-6	0.095	U
DICHLORODIFLUOROMETHANE	SV-9-C-6	43		IAQ-C4-6	2.5	
ETHYLBENZENE	SV-9-C-6	0.21	J	IAQ-C4-6	1.6	
METHYL TERT-BUTYL ETHER	SV-9-C-6	0.25	U	IAQ-C4-6	0.25	U
METHYLENE CHLORIDE	SV-9-C-6	0.27	B	IAQ-C4-6	1.3	B
NAPHTHALENE	SV-9-C-6	0.19	U	IAQ-C4-6	1.4	J
TETRACHLOROETHENE	SV-9-C-6	7.8		IAQ-C4-6	0.53	J
TOLUENE	SV-9-C-6	0.89		IAQ-C4-6	23	
TOTAL XYLENES	SV-9-C-6	0.63	J	IAQ-C4-6	8.5	
TRANS-1,2-DICHLOROETHENE	SV-9-C-6	0.079	U	IAQ-C4-6	0.079	U
TRICHLOROETHENE	SV-9-C-6	1.8		IAQ-C4-6	0.22	
VINYL CHLORIDE	SV-9-C-6	0.074	U	IAQ-C4-6	0.074	U

Notes:
J = estimated
Gray shaded values exceed screening value
SV = Sub-slab vapor
IAQ = indoor Air Quality
ug/m3 = micrograms per cubic meter
NA = not applicable
U = nondetect
B = blank contaminated

TABLE 3-11

BACKGROUND SAMPLE RESULTS, OCTOBER 2009
LOCKHEED MARTIN MIDDLE RIVER COMPLEX
MIDDLE RIVER, MARYLAND

Sample ID	Analyte	Result (ug/m^3)	Qualifier	OSHA PEL ug/m3	Industrial Air Screening Level ug/m^3	Key
BCK-1-7	1,1-Dichloroethane	0.04	U	4.00E+05	77	ca
BCK-1-7	1,1-Dichloroethene	0.052	U	----	880	nc
BCK-1-7	1,2,4-Trichlorobenzene	0.29	U	4.00E+04[N]	18	nc
BCK-1-7	1,2-Dichloroethane	0.082	J	4.00E+05	4.7	ca
BCK-1-7	Benzene	1.1		3.19E+02	16	ca
BCK-1-7	Carbon Tetrachloride	0.74		6.29E+04	8.2	ca
BCK-1-7	Chloroform	0.12	J	2.40E+05	5.3	ca
BCK-1-7	Cis-1,2-Dichloroethene	0.095	U	7.90E+05	----	----
BCK-1-7	Dichlorodifluoromethane	3.2		4.95E+06	880	nc
BCK-1-7	Ethylbenzene	1.6		4.35E+05	49	ca
BCK-1-7	Methyl Tert-Butyl Ether	0.25	U	1.80E+05[A]	470	ca
BCK-1-7	Methylene Chloride	1		8.70E+04	260	ca
BCK-1-7	Naphthalene	0.55	J	5.00E+01	3.6	ca
BCK-1-7	Tetrachloroethene	0.47	J	6.78E+05	21	ca
BCK-1-7	Toluene	5.1		7.54E+05	22000	nc
BCK-1-7	Total Xylenes	8.5		4.34E+05	440	nc
BCK-1-7	Trans-1,2-Dichloroethene	0.079	U	7.90E+05	260	nc
BCK-1-7	Trichloroethene	0.075	U	5.37E+05	25[M]	ca
BCK-1-7	Vinyl Chloride	0.074	U	2.16E+04	28	ca
BCK-2-7	1,1-Dichloroethane	0.04	U	4.00E+05	77	ca
BCK-2-7	1,1-Dichloroethene	0.052	U	----	880	nc
BCK-2-7	1,2,4-Trichlorobenzene	0.29	U	4.00E+04[N]	18	nc
BCK-2-7	1,2-Dichloroethane	0.077	U	4.00E+05	4.7	ca
BCK-2-7	Benzene	0.81		3.19E+02	16	ca
BCK-2-7	Carbon Tetrachloride	0.55		6.29E+04	8.2	ca
BCK-2-7	Chloroform	0.13	J	2.40E+05	5.3	ca
BCK-2-7	Cis-1,2-Dichloroethene	0.095	U	7.90E+05	----	----
BCK-2-7	Dichlorodifluoromethane	2.9		4.95E+06	880	nc
BCK-2-7	Ethylbenzene	1.1		4.35E+05	49	ca
BCK-2-7	Methyl Tert-Butyl Ether	0.25	U	1.80E+05[A]	470	ca
BCK-2-7	Methylene Chloride	11		8.70E+04	260	ca
BCK-2-7	Naphthalene	0.3	J	5.00E+01	3.6	ca
BCK-2-7	Tetrachloroethene	0.34	J	6.78E+05	21	ca

TABLE 3-11

BACKGROUND SAMPLE RESULTS, OCTOBER 2009
LOCKHEED MARTIN MIDDLE RIVER COMPLEX
MIDDLE RIVER, MARYLAND

Sample ID	Analyte	Result (ug/m^3)	Qualifier	OSHA PEL ug/m3	Industrial Air Screening Level ug/m^3	Key
BCK-2-7	Toluene	3.9		7.54E+05	22000	nc
BCK-2-7	Total Xylenes	6.3		4.34E+05	440	nc
BCK-2-7	Trans-1,2-Dichloroethene	0.079	U	7.90E+05	260	nc
BCK-2-7	Trichloroethene	0.56		5.37E+05	25^{M}	ca
BCK-2-7	Vinyl Chloride	0.074	U	2.16E+04	28	ca
BCK-3-7	1,1-Dichloroethane	0.04	U	4.00E+05	77	ca
BCK-3-7	1,1-Dichloroethene	0.052	U	----	880	nc
BCK-3-7	1,2,4-Trichlorobenzene	0.29	U	$4.00E+04^{N}$	18	nc
BCK-3-7	1,2-Dichloroethane	0.077	U	4.00E+05	4.7	ca
BCK-3-7	Benzene	0.64		3.19E+02	16	ca
BCK-3-7	Carbon Tetrachloride	0.59		6.29E+04	8.2	ca
BCK-3-7	Chloroform	0.11	J	2.40E+05	5.3	ca
BCK-3-7	Cis-1,2-Dichloroethene	0.095	U	7.90E+05	----	----
BCK-3-7	Dichlorodifluoromethane	2.9		4.95E+06	880	nc
BCK-3-7	Ethylbenzene	0.91		4.35E+05	49	ca
BCK-3-7	Methyl Tert-Butyl Ether	0.25	U	$1.80E+05^{A}$	470	ca
BCK-3-7	Methylene Chloride	20		8.70E+04	260	ca
BCK-3-7	Naphthalene	8.1		5.00E+01	3.6	ca
BCK-3-7	Tetrachloroethene	0.4	J	6.78E+05	21	ca
BCK-3-7	Toluene	4		7.54E+05	22000	nc
BCK-3-7	Total Xylenes	4.8		4.34E+05	440	nc
BCK-3-7	Trans-1,2-Dichloroethene	0.079	U	7.90E+05	260	nc
BCK-3-7	Trichloroethene	0.075	U	5.37E+05	25^{M}	ca
BCK-3-7	Vinyl Chloride	0.074	U	2.16E+04	28	ca
BCK-4-7	1,1-Dichloroethane	0.04	U	4.00E+05	77	ca
BCK-4-7	1,1-Dichloroethene	0.052	U	----	880	nc
BCK-4-7	1,2,4-Trichlorobenzene	0.29	U	$4.00E+04^{N}$	18	nc
BCK-4-7	1,2-Dichloroethane	0.077	U	4.00E+05	4.7	ca
BCK-4-7	Benzene	0.66		3.19E+02	16	ca
BCK-4-7	Carbon Tetrachloride	0.54		6.29E+04	8.2	ca
BCK-4-7	Chloroform	0.11	J	2.40E+05	5.3	ca

TABLE 3-11

BACKGROUND SAMPLE RESULTS, OCTOBER 2009
LOCKHEED MARTIN MIDDLE RIVER COMPLEX
MIDDLE RIVER, MARYLAND

Sample ID	Analyte	Result (ug/m^3)	Qualifier	OSHA PEL ug/m3	Industrial Air Screening Level ug/m^3	Key
BCK-4-7	Cis-1,2-Dichloroethene	0.095	U	7.90E+05	----	----
BCK-4-7	Dichlorodifluoromethane	3.1		4.95E+06	880	nc
BCK-4-7	Ethylbenzene	1.1		4.35E+05	49	ca
BCK-4-7	Methyl Tert-Butyl Ether	0.25	U	1.80E+05[A]	470	ca
BCK-4-7	Methylene Chloride	0.74		8.70E+04	260	ca
BCK-4-7	Naphthalene	0.31	J	5.00E+01	3.6	ca
BCK-4-7	Tetrachloroethene	0.37	J	6.78E+05	21	ca
BCK-4-7	Toluene	3.6		7.54E+05	22000	nc
BCK-4-7	Total Xylenes	5.9		4.34E+05	440	nc
BCK-4-7	Trans-1,2-Dichloroethene	0.079	U	7.90E+05	260	nc
BCK-4-7	Trichloroethene	0.075	U	5.37E+05	25[M]	ca
BCK-4-7	Vinyl Chloride	0.074	U	2.16E+04	28	ca

Notes:
U = nondetect
Shaded cells indicate concentration greater than risk-based screening level
ug/m3 = micrograms per cubic meter
ca = screening value based on 1x 10^{-5} carcinogenic risk
nc = screening value based on noncarcinogenic hazard index = 1
Industrial Air Screening Levels from USEPA Regional Screening Levels for Chemical Contaminants at Superfund Sites
Apr-09
OSHA PEL = Occupational Safety and Health Administration Pemissible Exposure Limit
N = National Institute for Occupational Safety and Health Recommended Exposure Limit
A = American Council of Governmental Industrial Hygienists Theshold Limit Value
M = MDE screening level for trichloroethene
-- = not available

TABLE 3-12

IAQ SAMPLE RESULTS, BUILDING A, OCTOBER 2009
LOCKHEED MARTIN MIDDLE RIVER COMPLEX
MIDDLE RIVER, MARYLAND

Sample ID	Analyte	Result (ug/m^3)	Qualifier	OSHA PEL ug/m3	Industrial Air Screening Level ug/m^3	Key
IAQ-A-1-7	1,1-Dichloroethane	0.04	U	4.00E+05	77	ca
IAQ-A-1-7	1,1-Dichloroethene	0.052	U	----	880	nc
IAQ-A-1-7	1,2,4-Trichlorobenzene	0.29	U	4.00E+04[N]	18	nc
IAQ-A-1-7	1,2-Dichloroethane	0.081	J	4.00E+05	4.7	ca
IAQ-A-1-7	Benzene	0.96		3.19E+02	16	ca
IAQ-A-1-7	Carbon Tetrachloride	0.64		6.29E+04	8.2	ca
IAQ-A-1-7	Chloroform	0.13	J	2.40E+05	5.3	ca
IAQ-A-1-7	Cis-1,2-Dichloroethene	0.095	U	7.90E+05	----	----
IAQ-A-1-7	Dichlorodifluoromethane	3		4.95E+06	880	nc
IAQ-A-1-7	Ethylbenzene	0.6		4.35E+05	49	ca
IAQ-A-1-7	Methyl Tert-Butyl Ether	0.25	U	1.80E+05[A]	470	ca
IAQ-A-1-7	Methylene Chloride	0.9		8.70E+04	260	ca
IAQ-A-1-7	Naphthalene	0.19	U	5.00E+01	3.6	ca
IAQ-A-1-7	Tetrachloroethene	0.44	J	6.78E+05	21	ca
IAQ-A-1-7	Toluene	4.8		7.54E+05	22000	nc
IAQ-A-1-7	Total Xylenes	2.12		4.34E+05	440	nc
IAQ-A-1-7	Trans-1,2-Dichloroethene	0.079	U	7.90E+05	260	nc
IAQ-A-1-7	Trichloroethene	0.086	J	5.37E+05	25[M]	ca
IAQ-A-1-7	Vinyl Chloride	0.074	U	2.16E+04	28	ca
IAQ-A-2-7	1,1-Dichloroethane	0.16	U	4.00E+05	77	ca
IAQ-A-2-7	1,1-Dichloroethene	0.21	U	----	880	nc
IAQ-A-2-7	1,2,4-Trichlorobenzene	1.2	U	4.00E+04[N]	18	nc
IAQ-A-2-7	1,2-Dichloroethane	0.31	U	4.00E+05	4.7	ca
IAQ-A-2-7	Benzene	0.85	J	3.19E+02	16	ca
IAQ-A-2-7	Carbon Tetrachloride	0.66	J	6.29E+04	8.2	ca
IAQ-A-2-7	Chloroform	0.29	U	2.40E+05	5.3	ca
IAQ-A-2-7	Cis-1,2-Dichloroethene	0.38	U	7.90E+05	----	----
IAQ-A-2-7	Dichlorodifluoromethane	3		4.95E+06	880	nc
IAQ-A-2-7	Ethylbenzene	3.3		4.35E+05	49	ca
IAQ-A-2-7	Methyl Tert-Butyl Ether	0.98	U	1.80E+05[A]	470	ca
IAQ-A-2-7	Methylene Chloride	4		8.70E+04	260	ca
IAQ-A-2-7	Naphthalene	0.75	U	5.00E+01	3.6	ca
IAQ-A-2-7	Tetrachloroethene	0.43	U	6.78E+05	21	ca

TABLE 3-12

IAQ SAMPLE RESULTS, BUILDING A, OCTOBER 2009
LOCKHEED MARTIN MIDDLE RIVER COMPLEX
MIDDLE RIVER, MARYLAND

Sample ID	Analyte	Result (ug/m^3)	Qualifier	OSHA PEL ug/m3	Industrial Air Screening Level ug/m^3	Key
IAQ-A-2-7	Toluene	150		7.54E+05	22000	nc
IAQ-A-2-7	Total Xylenes	8.8		4.34E+05	440	nc
IAQ-A-2-7	Trans-1,2-Dichloroethene	0.32	U	7.90E+05	260	nc
IAQ-A-2-7	Trichloroethene	0.3	U	5.37E+05	25[M]	ca
IAQ-A-2-7	Vinyl Chloride	0.3	U	2.16E+04	28	ca
IAQ-A-3-7	1,1-Dichloroethane	0.04	U	4.00E+05	77	ca
IAQ-A-3-7	1,1-Dichloroethene	0.052	U	----	880	nc
IAQ-A-3-7	1,2,4-Trichlorobenzene	0.29	U	4.00E+04[N]	18	nc
IAQ-A-3-7	1,2-Dichloroethane	0.077	U	4.00E+05	4.7	ca
IAQ-A-3-7	Benzene	1		3.19E+02	16	ca
IAQ-A-3-7	Carbon Tetrachloride	0.66		6.29E+04	8.2	ca
IAQ-A-3-7	Chloroform	0.32	J	2.40E+05	5.3	ca
IAQ-A-3-7	Cis-1,2-Dichloroethene	0.095	U	7.90E+05	----	----
IAQ-A-3-7	Dichlorodifluoromethane	3.3		4.95E+06	880	nc
IAQ-A-3-7	Ethylbenzene	3.7		4.35E+05	49	ca
IAQ-A-3-7	Methyl Tert-Butyl Ether	0.25	U	1.80E+05[A]	470	ca
IAQ-A-3-7	Methylene Chloride	1.4		8.70E+04	260	ca
IAQ-A-3-7	Naphthalene	0.28	J	5.00E+01	3.6	ca
IAQ-A-3-7	Tetrachloroethene	1		6.78E+05	21	ca
IAQ-A-3-7	Toluene	130		7.54E+05	22000	nc
IAQ-A-3-7	Total Xylenes	12.5		4.34E+05	440	nc
IAQ-A-3-7	Trans-1,2-Dichloroethene	0.079	U	7.90E+05	260	nc
IAQ-A-3-7	Trichloroethene	0.37		5.37E+05	25[M]	ca
IAQ-A-3-7	Vinyl Chloride	0.074	U	2.16E+04	28	ca
IAQ-A4-7	1,1-Dichloroethane	0.04	U	4.00E+05	77	ca
IAQ-A4-7	1,1-Dichloroethene	0.052	U	----	880	nc
IAO-A4-7	1,2,4-Trichlorobenzene	0.29	U	4.00E+04[N]	18	nc
IAQ-A4-7	1,2-Dichloroethane	0.077	U	4.00E+05	4.7	ca
IAQ-A4-7	4-Bromofluorobenzene	31				
IAQ-A4-7	Benzene	0.79		3.19E+02	16	ca
IAQ-A4-7	Carbon Tetrachloride	0.58		6.29E+04	8.2	ca
IAQ-A4-7	Chloroform	0.21	J	2.40E+05	5.3	ca

TABLE 3-12

IAQ SAMPLE RESULTS, BUILDING A, OCTOBER 2009
LOCKHEED MARTIN MIDDLE RIVER COMPLEX
MIDDLE RIVER, MARYLAND

Sample ID	Analyte	Result (ug/m^3)	Qualifier	OSHA PEL ug/m3	Industrial Air Screening Level ug/m^3	Key
IAQ-A4-7	Cis-1,2-Dichloroethene	0.095	U	7.90E+05	----	----
IAQ-A4-7	Dichlorodifluoromethane	3.3		4.95E+06	880	nc
IAQ-A4-7	Ethylbenzene	3.3		4.35E+05	49	ca
IAQ-A4-7	Methyl Tert-Butyl Ether	0.25	U	1.80E+05[A]	470	ca
IAQ-A4-7	Methylene Chloride	2.4		8.70E+04	260	ca
IAQ-A4-7	Naphthalene	0.19	U	5.00E+01	3.6	ca
IAQ-A4-7	Tetrachloroethene	0.5	J	6.78E+05	21	ca
IAQ-A4-7	Toluene	99		7.54E+05	22000	nc
IAQ-A4-7	Total Xylenes	11.6		4.34E+05	440	nc
IAQ-A4-7	Trans-1,2-Dichloroethene	0.079	U	7.90E+05	260	nc
IAQ-A4-7	Trichloroethene	0.2	J	5.37E+05	25[M]	ca
IAQ-A4-7	Vinyl Chloride	0.074	U	2.16E+04	28	ca
IAQ-A4-7-D	1,1-Dichloroethane	0.04	U	4.00E+05	77	ca
IAQ-A4-7-D	1,1-Dichloroethene	0.052	U	----	880	nc
IAQ-A4-7-D	1,2,4-Trichlorobenzene	0.29	U	4.00E+04[N]	18	nc
IAQ-A4-7-D	1,2-Dichloroethane	0.077	U	4.00E+05	4.7	ca
IAQ-A4-7-D	Benzene	0.78		3.19E+02	16	ca
IAQ-A4-7-D	Carbon Tetrachloride	0.54		6.29E+04	8.2	ca
IAQ-A4-7-D	Chloroform	0.21	J	2.40E+05	5.3	ca
IAQ-A4-7-D	Cis-1,2-Dichloroethene	0.095	U	7.90E+05	----	----
IAQ-A4-7-D	Dichlorodifluoromethane	2.8		4.95E+06	880	nc
IAQ-A4-7-D	Ethylbenzene	3.4		4.35E+05	49	ca
IAQ-A4-7-D	Methyl Tert-Butyl Ether	0.25	U	1.80E+05[A]	470	ca
IAQ-A4-7-D	Methylene Chloride	1.3	B	8.70E+04	260	ca
IAQ-A4-7-D	Naphthalene	0.19	U	5.00E+01	3.6	ca
IAQ-A4-7-D	Tetrachloroethene	0.47	J	6.78E+05	21	ca
IAQ-A4-7-D	Toluene	100		7.54E+05	22000	nc
IAQ-A4-7-D	Total Xylenes	12.1		4.34E+05	440	nc
IAQ-A4-7-D	Trans-1,2-Dichloroethene	0.079	U	7.90E+05	260	nc
IAQ-A4-7-D	Trichloroethene	0.27		5.37E+05	25[M]	ca
IAQ-A4-7-D	Vinyl Chloride	0.074	U	2.16E+04	28	ca

TABLE 3-12

IAQ SAMPLE RESULTS, BUILDING A, OCTOBER 2009
LOCKHEED MARTIN MIDDLE RIVER COMPLEX
MIDDLE RIVER, MARYLAND

Sample ID	Analyte	Result (ug/m^3)	Qualifier	OSHA PEL ug/m3	Industrial Air Screening Level ug/m^3	Key
IAQ-A5-7	1,1-Dichloroethane	0.4	U	4.00E+05	77	ca
IAQ-A5-7	1,1-Dichloroethene	0.52	U	----	880	nc
IAQ-A5-7	1,2,4-Trichlorobenzene	2.9	U	4.00E+04[N]	18	nc
IAQ-A5-7	1,2-Dichloroethane	0.77	U	4.00E+05	4.7	ca
IAQ-A5-7	Benzene	1	J	3.19E+02	16	ca
IAQ-A5-7	Carbon Tetrachloride	0.94	U	6.29E+04	8.2	ca
IAQ-A5-7	Chloroform	0.73	U	2.40E+05	5.3	ca
IAQ-A5-7	Cis-1,2-Dichloroethene	0.95	U	7.90E+05	----	----
IAQ-A5-7	Dichlorodifluoromethane	3.1	J	4.95E+06	880	nc
IAQ-A5-7	Ethylbenzene	6.3		4.35E+05	49	ca
IAQ-A5-7	Methyl Tert-Butyl Ether	2.5	U	1.80E+05[A]	470	ca
IAQ-A5-7	Methylene Chloride	5.1	J	8.70E+04	260	ca
IAQ-A5-7	Naphthalene	1.9	U	5.00E+01	3.6	ca
IAQ-A5-7	Tetrachloroethene	1.3	J	6.78E+05	21	ca
IAQ-A5-7	Toluene	510		7.54E+05	22000	nc
IAQ-A5-7	Total Xylenes	24.8		4.34E+05	440	nc
IAQ-A5-7	Trans-1,2-Dichloroethene	0.79	U	7.90E+05	260	nc
IAQ-A5-7	Trichloroethene	0.75	U	5.37E+05	25[M]	ca
IAQ-A5-7	Vinyl Chloride	0.74	U	2.16E+04	28	ca
IAQ-A6-7	1,1-Dichloroethane	0.04	U	4.00E+05	77	ca
IAQ-A6-7	1,1-Dichloroethene	0.14	J	----	880	nc
IAQ-A6-7	1,2,4-Trichlorobenzene	0.29	U	4.00E+04[N]	18	nc
IAQ-A6-7	1,2-Dichloroethane	0.35		4.00E+05	4.7	ca
IAQ-A6-7	Benzene	0.8		3.19E+02	16	ca
IAQ-A6-7	Carbon Tetrachloride	0.55		6.29E+04	8.2	ca
IAQ-A6-7	Chloroform	0.33	J	2.40E+05	5.3	ca
IAQ-A6-7	Cis-1,2-Dichloroethene	0.095	U	7.90E+05	----	----
IAQ-A6-7	Dichlorodifluoromethane	2.7		4.95E+06	880	nc
IAQ-A6-7	Ethylbenzene	0.52		4.35E+05	49	ca
IAQ-A6-7	Methyl Tert-Butyl Ether	0.25	U	1.80E+05[A]	470	ca
IAQ-A6-7	Methylene Chloride	0.61	J	8.70E+04	260	ca
IAQ-A6-7	Naphthalene	1	J	5.00E+01	3.6	ca
IAQ-A6-7	Tetrachloroethene	0.39	J	6.78E+05	21	ca
IAQ-A6-7	Toluene	9.2		7.54E+05	22000	nc
IAQ-A6-7	Total Xylenes	2.18		4.34E+05	440	nc
IAQ-A6-7	Trans-1,2-Dichloroethene	0.079	U	7.90E+05	260	nc
IAQ-A6-7	Trichloroethene	0.7		5.37E+05	25[M]	ca
IAQ-A6-7	Vinyl Chloride	0.074	U	2.16E+04	28	ca

TABLE 3-12

IAQ SAMPLE RESULTS, BUILDING A, OCTOBER 2009
LOCKHEED MARTIN MIDDLE RIVER COMPLEX
MIDDLE RIVER, MARYLAND

Sample ID	Analyte	Result (ug/m^3)	Qualifier	OSHA PEL ug/m3	Industrial Air Screening Level ug/m^3	Key
IAQ-A7-7	1,1-Dichloroethane	0.12	U	4.00E+05	77	ca
IAQ-A7-7	1,1-Dichloroethene	0.15	U	----	880	nc
IAQ-A7-7	1,2,4-Trichlorobenzene	0.86	U	4.00E+04[N]	18	nc
IAQ-A7-7	1,2-Dichloroethane	0.23	U	4.00E+05	4.7	ca
IAQ-A7-7	Benzene	0.77		3.19E+02	16	ca
IAQ-A7-7	Carbon Tetrachloride	0.53	J	6.29E+04	8.2	ca
IAQ-A7-7	Chloroform	0.29	J	2.40E+05	5.3	ca
IAQ-A7-7	Cis-1,2-Dichloroethene	0.28	U	7.90E+05	----	----
IAQ-A7-7	Dichlorodifluoromethane	2.9		4.95E+06	880	nc
IAQ-A7-7	Ethylbenzene	5.3		4.35E+05	49	ca
IAQ-A7-7	Methyl Tert-Butyl Ether	0.73	U	1.80E+05[A]	470	ca
IAQ-A7-7	Methylene Chloride	2.5		8.70E+04	260	ca
IAQ-A7-7	Naphthalene	0.56	U	5.00E+01	3.6	ca
IAQ-A7-7	Tetrachloroethene	0.67	J	6.78E+05	21	ca
IAQ-A7-7	Toluene	320		7.54E+05	22000	nc
IAQ-A7-7	Total Xylenes	17.2		4.34E+05	440	nc
IAQ-A7-7	Trans-1,2-Dichloroethene	0.24	U	7.90E+05	260	nc
IAQ-A7-7	Trichloroethene	0.33	J	5.37E+05	25[M]	ca
IAQ-A7-7	Vinyl Chloride	0.22	U	2.16E+04	28	ca
IAQ-A8-7	1,1-Dichloroethane	0.081	U	4.00E+05	77	ca
IAQ-A8-7	1,1-Dichloroethene	0.1	U	----	880	nc
IAQ-A8-7	1,2,4-Trichlorobenzene	0.58	U	4.00E+04[N]	18	nc
IAQ-A8-7	1,2-Dichloroethane	0.15	U	4.00E+05	4.7	ca
IAQ-A8-7	Benzene	1.2		3.19E+02	16	ca
IAQ-A8-7	Carbon Tetrachloride	0.61	J	6.29E+04	8.2	ca
IAQ-A8-7	Chloroform	0.35	J	2.40E+05	5.3	ca
IAQ-A8-7	Cis-1,2-Dichloroethene	0.19	U	7.90E+05	----	----
IAQ-A8-7	Dichlorodifluoromethane	2.9		4.95E+06	880	nc
IAQ-A8-7	Ethylbenzene	5		4.35E+05	49	ca
IAQ-A8-7	Methyl Tert-Butyl Ether	0.49	U	1.80E+05[A]	470	ca
IAQ-A8-7	Methylene Chloride	14		8.70E+04	260	ca
IAQ-A8-7	Naphthalene	0.38	U	5.00E+01	3.6	ca
IAQ-A8-7	Tetrachloroethene	0.47	J	6.78E+05	21	ca
IAQ-A8-7	Toluene	180		7.54E+05	22000	nc
IAQ-A8-7	Total Xylenes	17.1		4.34E+05	440	nc
IAQ-A8-7	Trans-1,2-Dichloroethene	0.16	U	7.90E+05	260	nc
IAQ-A8-7	Trichloroethene	0.51		5.37E+05	25[M]	ca
IAQ-A8-7	Vinyl Chloride	0.15	U	2.16E+04	28	ca

TABLE 3-12

IAQ SAMPLE RESULTS, BUILDING A, OCTOBER 2009
LOCKHEED MARTIN MIDDLE RIVER COMPLEX
MIDDLE RIVER, MARYLAND

Sample ID	Analyte	Result (ug/m^3)	Qualifier	OSHA PEL ug/m3	Industrial Air Screening Level ug/m^3	Key
IAQ-A9-7	1,1-Dichloroethane	0.081	U	4.00E+05	77	ca
IAQ-A9-7	1,1-Dichloroethene	0.1	U	----	880	nc
IAQ-A9-7	1,2,4-Trichlorobenzene	0.58	U	4.00E+04[N]	18	nc
IAQ-A9-7	1,2-Dichloroethane	0.15	U	4.00E+05	4.7	ca
IAQ-A9-7	4-Bromofluorobenzene	31				
IAQ-A9-7	Benzene	0.88		3.19E+02	16	ca
IAQ-A9-7	Carbon Tetrachloride	0.55	J	6.29E+04	8.2	ca
IAQ-A9-7	Chloroform	0.33	J	2.40E+05	5.3	ca
IAQ-A9-7	Cis-1,2-Dichloroethene	0.19	U	7.90E+05	----	----
IAQ-A9-7	Dichlorodifluoromethane	3.1		4.95E+06	880	nc
IAQ-A9-7	Ethylbenzene	7.6		4.35E+05	49	ca
IAQ-A9-7	Methyl Tert-Butyl Ether	0.49	U	1.80E+05[A]	470	ca
IAQ-A9-7	Methylene Chloride	5.8		8.70E+04	260	ca
IAQ-A9-7	Naphthalene	0.38	U	5.00E+01	3.6	ca
IAQ-A9-7	Tetrachloroethene	0.5	J	6.78E+05	21	ca
IAQ-A9-7	Toluene	220		7.54E+05	22000	nc
IAQ-A9-7	Total Xylenes	28.6		4.34E+05	440	nc
IAQ-A9-7	Trans-1,2-Dichloroethene	0.16	U	7.90E+05	260	nc
IAQ-A9-7	Trichloroethene	0.3	J	5.37E+05	25[M]	ca
IAQ-A9-7	Vinyl Chloride	0.15	U	2.16E+04	28	ca
IAQ-A-10-7	1,1-Dichloroethane	0.04	U	4.00E+05	77	ca
IAQ-A-10-7	1,1-Dichloroethene	0.052	U	----	880	nc
IAQ-A-10-7	1,2,4-Trichlorobenzene	0.29	U	4.00E+04[N]	18	nc
IAQ-A-10-7	1,2-Dichloroethane	0.096	J	4.00E+05	4.7	ca
IAQ-A-10-7	Benzene	0.99		3.19E+02	16	ca
IAQ-A-10-7	Carbon Tetrachloride	0.64		6.29E+04	8.2	ca
IAQ-A-10-7	Chloroform	0.17	J	2.40E+05	5.3	ca
IAQ-A-10-7	Cis-1,2-Dichloroethene	0.095	U	7.90E+05	----	----
IAQ-A-10-7	Dichlorodifluoromethane	3		4.95E+06	880	nc
IAQ-A-10-7	Ethylbenzene	1.4		4.35E+05	49	ca
IAQ-A-10-7	Methyl Tert-Butyl Ether	0.25	U	1.80E+05[A]	470	ca
IAQ-A-10-7	Methylene Chloride	18		8.70E+04	260	ca
IAQ-A-10-7	Naphthalene	0.19	U	5.00E+01	3.6	ca
IAQ-A-10-7	Tetrachloroethene	0.46	J	6.78E+05	21	ca
IAQ-A-10-7	Toluene	45		7.54E+05	22000	nc
IAQ-A-10-7	Total Xylenes	5.7		4.34E+05	440	nc
IAQ-A-10-7	Trans-1,2-Dichloroethene	0.079	U	7.90E+05	260	nc
IAQ-A-10-7	Trichloroethene	0.12	J	5.37E+05	25[M]	ca
IAQ-A-10-7	Vinyl Chloride	0.074	U	2.16E+04	28	ca

TABLE 3-12

IAQ SAMPLE RESULTS, BUILDING A, OCTOBER 2009
LOCKHEED MARTIN MIDDLE RIVER COMPLEX
MIDDLE RIVER, MARYLAND

Sample ID	Analyte	Result (ug/m^3)	Qualifier	OSHA PEL ug/m3	Industrial Air Screening Level ug/m^3	Key
IAQ-A-11-7	1,1-Dichloroethane	0.04	U	4.00E+05	77	ca
IAQ-A-11-7	1,1-Dichloroethene	0.052	U	----	880	nc
IAQ-A-11-7	1,2,4-Trichlorobenzene	0.29	U	4.00E+04[N]	18	nc
IAQ-A-11-7	1,2-Dichloroethane	0.077	U	4.00E+05	4.7	ca
IAQ-A-11-7	Benzene	0.88		3.19E+02	16	ca
IAQ-A-11-7	Carbon Tetrachloride	0.66		6.29E+04	8.2	ca
IAQ-A-11-7	Chloroform	0.2	J	2.40E+05	5.3	ca
IAQ-A-11-7	Cis-1,2-Dichloroethene	0.095	U	7.90E+05	----	----
IAQ-A-11-7	Dichlorodifluoromethane	3.2		4.95E+06	880	nc
IAQ-A-11-7	Ethylbenzene	0.75		4.35E+05	49	ca
IAQ-A-11-7	Methyl Tert-Butyl Ether	0.25	U	1.80E+05[A]	470	ca
IAQ-A-11-7	Methylene Chloride	2.1		8.70E+04	260	ca
IAQ-A-11-7	Naphthalene	0.19	U	5.00E+01	3.6	ca
IAQ-A-11-7	Tetrachloroethene	0.42	J	6.78E+05	21	ca
IAQ-A-11-7	Toluene	39		7.54E+05	22000	nc
IAQ-A-11-7	Total Xylenes	2.08		4.34E+05	440	nc
IAQ-A-11-7	Trans-1,2-Dichloroethene	0.079	U	7.90E+05	260	nc
IAQ-A-11-7	Trichloroethene	0.18	J	5.37E+05	25[M]	ca
IAQ-A-11-7	Vinyl Chloride	0.074	U	2.16E+04	28	ca

Notes:
U = nondetect
Shaded cells indicate concentration greater than risk-based screening level
ug/m3 = micrograms per cubic meter
ca = screening value based on 1x 10^{-5} carcinogenic risk
nc = screening value based on noncarcinogenic hazard index = 1
Industrial Air Screening Levels from USEPA Regional Screening Levels for Chemical Contaminants at Superfund Sites Apr-09
OSHA PEL = Occupational Safety and Health Administration Pemissible Exposure Limit
N = National Institute for Occupational Safety and Health Recommended Exposure Limit
A = American Council of Governmental Industrial Hygienists Theshold Limit Value
M = MDE screening level for trichloroethene
-- = not available

TABLE 3-13

SUB-SLAB VAPOR SAMPLE RESULTS, BUILDING A, OCTOBER 2009
LOCKHEED MARTIN MIDDLE RIVER COMPLEX
MIDDLE RIVER,MARYLAND

Sample ID	Analyte	Result (ug/m^3)	Qualifier	Target Shallow Soil Gas Concentration(1)
SV-A-1-7	1,1-DICHLOROETHANE	0.04	U	770
SV-A-1-7	1,1-DICHLOROETHENE	0.052	U	8800
SV-A-1-7	1,2,4-TRICHLOROBENZENE	0.29	U	180
SV-A-1-7	1,2-DICHLOROETHANE	0.077	U	47
SV-A-1-7	BENZENE	0.64		160
SV-A-1-7	CARBON TETRACHLORIDE	0.61		82
SV-A-1-7	CHLOROFORM	0.39	J	53
SV-A-1-7	CIS-1,2-DICHLOROETHENE	0.095	U	----
SV-A-1-7	DICHLORODIFLUOROMETHANE	2.7		8800
SV-A-1-7	ETHYLBENZENE	0.16	J	490
SV-A-1-7	METHYL TERT-BUTYL ETHER	0.25	U	4700
SV-A-1-7	METHYLENE CHLORIDE	0.7	B	2600
SV-A-1-7	NAPHTHALENE	0.19	U	36
SV-A-1-7	TETRACHLOROETHENE	0.83		210
SV-A-1-7	TOLUENE	1.8		220000
SV-A-1-7	TOTAL XYLENES	0.32		4400
SV-A-1-7	TRANS-1,2-DICHLOROETHENE	0.079	U	2600
SV-A-1-7	TRICHLOROETHENE	17		250^M
SV-A-1-7	VINYL CHLORIDE	0.074	U	280
SV-A-2-7	1,1-DICHLOROETHANE	0.32		770
SV-A-2-7	1,1-DICHLOROETHENE	0.39		8800
SV-A-2-7	1,2,4-TRICHLOROBENZENE	0.29	U	180
SV-A-2-7	1,2-DICHLOROETHANE	0.33		47
SV-A-2-7	BENZENE	0.75	J	160
SV-A-2-7	CARBON TETRACHLORIDE	5		82
SV-A-2-7	CHLOROFORM	3.4		53
SV-A-2-7	CIS-1,2-DICHLOROETHENE	0.095	U	----
SV-A-2-7	DICHLORODIFLUOROMETHANE	2.5		8800
SV-A-2-7	ETHYLBENZENE	0.98		490
SV-A-2-7	METHYL TERT-BUTYL ETHER	0.25	U	4700
SV-A-2-7	METHYLENE CHLORIDE	4.2		2600
SV-A-2-7	NAPHTHALENE	4.8	J	36
SV-A-2-7	TETRACHLOROETHENE	7.8		210
SV-A-2-7	TOLUENE	33		220000
SV-A-2-7	TOTAL XYLENES	5.9		4400
SV-A-2-7	TRANS-1,2-DICHLOROETHENE	0.079	U	2600
SV-A-2-7	TRICHLOROETHENE	0.46		250^M
SV-A-2-7	VINYL CHLORIDE	0.63		280
SV-A-3-7	1,1-DICHLOROETHANE	0.04	U	770
SV-A-3-7	1,1-DICHLOROETHENE	0.052	U	8800
SV-A-3-7	1,2,4-TRICHLOROBENZENE	0.29	U	180
SV-A-3-7	1,2-DICHLOROETHANE	0.077	U	47
SV-A-3-7	BENZENE	0.65	J	160
SV-A-3-7	CARBON TETRACHLORIDE	0.54		82
SV-A-3-7	CHLOROFORM	0.18	J	53
SV-A-3-7	CIS-1,2-DICHLOROETHENE	0.095	U	----

TABLE 3-13

SUB-SLAB VAPOR SAMPLE RESULTS, BUILDING A, OCTOBER 2009
LOCKHEED MARTIN MIDDLE RIVER COMPLEX
MIDDLE RIVER,MARYLAND

Sample ID	Analyte	Result (ug/m^3)	Qualifier	Target Shallow Soil Gas Concentration(1)
SV-A-3-7	DICHLORODIFLUOROMETHANE	2.4		8800
SV-A-3-7	ETHYLBENZENE	1.4		490
SV-A-3-7	METHYL TERT-BUTYL ETHER	0.25	U	4700
SV-A-3-7	METHYLENE CHLORIDE	0.89	B	2600
SV-A-3-7	NAPHTHALENE	1.5	J	36
SV-A-3-7	TETRACHLOROETHENE	0.11	J	210
SV-A-3-7	TOLUENE	76		220000
SV-A-3-7	TOTAL XYLENES	6.1		4400
SV-A-3-7	TRANS-1,2-DICHLOROETHENE	0.079	U	2600
SV-A-3-7	TRICHLOROETHENE	0.26		250^M
SV-A-3-7	VINYL CHLORIDE	0.074	U	280
SV-A-4-7	1,1-DICHLOROETHANE	0.19	J	770
SV-A-4-7	1,1-DICHLOROETHENE	0.51		8800
SV-A-4-7	1,2,4-TRICHLOROBENZENE	0.29	U	180
SV-A-4-7	1,2-DICHLOROETHANE	0.077	U	47
SV-A-4-7	BENZENE	0.42	J	160
SV-A-4-7	CARBON TETRACHLORIDE	0.55		82
SV-A-4-7	CHLOROFORM	10		53
SV-A-4-7	CIS-1,2-DICHLOROETHENE	0.19	J	----
SV-A-4-7	DICHLORODIFLUOROMETHANE	2.5		8800
SV-A-4-7	ETHYLBENZENE	1.9		490
SV-A-4-7	METHYL TERT-BUTYL ETHER	0.25	U	4700
SV-A-4-7	METHYLENE CHLORIDE	5.9		2600
SV-A-4-7	NAPHTHALENE	0.67	B	36
SV-A-4-7	TETRACHLOROETHENE	0.3	J	210
SV-A-4-7	TOLUENE	120		220000
SV-A-4-7	TOTAL XYLENES	8.3		4400
SV-A-4-7	TRANS-1,2-DICHLOROETHENE	0.079	U	2600
SV-A-4-7	TRICHLOROETHENE	4.2		250^M
SV-A-4-7	VINYL CHLORIDE	0.074	U	280
SV-A-5-7	1,1-DICHLOROETHANE	0.081	U	770
SV-A-5-7	1,1-DICHLOROETHENE	0.1	U	8800
SV-A-5-7	1,2,4-TRICHLOROBENZENE	0.58	U	180
SV-A-5-7	1,2-DICHLOROETHANE	0.15	U	47
SV-A-5-7	BENZENE	0.69	J	160
SV-A-5-7	CARBON TETRACHLORIDE	0.54	J	82
SV-A-5-7	CHLOROFORM	0.43	J	53
SV-A-5-7	CIS-1,2-DICHLOROETHENE	0.19	U	----
SV-A-5-7	DICHLORODIFLUOROMETHANE	2.6		8800
SV-A-5-7	ETHYLBENZENE	4.9		490
SV-A-5-7	METHYL TERT-BUTYL ETHER	0.49	U	4700
SV-A-5-7	METHYLENE CHLORIDE	1.8	B	2600
SV-A-5-7	NAPHTHALENE	0.46	B	36
SV-A-5-7	TETRACHLOROETHENE	0.46	J	210
SV-A-5-7	TOLUENE	210		220000
SV-A-5-7	TOTAL XYLENES	17.6		4400

TABLE 3-13

SUB-SLAB VAPOR SAMPLE RESULTS, BUILDING A, OCTOBER 2009
LOCKHEED MARTIN MIDDLE RIVER COMPLEX
MIDDLE RIVER,MARYLAND

Sample ID	Analyte	Result (ug/m^3)	Qualifier	Target Shallow Soil Gas Concentration(1)
SV-A-5-7	TRANS-1,2-DICHLOROETHENE	0.16	U	2600
SV-A-5-7	TRICHLOROETHENE	3.1		250^M
SV-A-5-7	VINYL CHLORIDE	0.15	U	280
SV-A-6-7	1,1-DICHLOROETHANE	1.7	J	770
SV-A-6-7	1,1-DICHLOROETHENE	1	U	8800
SV-A-6-7	1,2,4-TRICHLOROBENZENE	5.8	U	180
SV-A-6-7	1,2-DICHLOROETHANE	1.5	U	47
SV-A-6-7	BENZENE	1.5	UJ	160
SV-A-6-7	CARBON TETRACHLORIDE	1.9	U	82
SV-A-6-7	CHLOROFORM	6.2	J	53
SV-A-6-7	CIS-1,2-DICHLOROETHENE	1000		----
SV-A-6-7	DICHLORODIFLUOROMETHANE	3	J	8800
SV-A-6-7	ETHYLBENZENE	5.1	J	490
SV-A-6-7	METHYL TERT-BUTYL ETHER	4.9	U	4700
SV-A-6-7	METHYLENE CHLORIDE	7.4	B	2600
SV-A-6-7	NAPHTHALENE	4.4	B	36
SV-A-6-7	TETRACHLOROETHENE	11		210
SV-A-6-7	TOLUENE	25		220000
SV-A-6-7	TOTAL XYLENES	24		4400
SV-A-6-7	TRANS-1,2-DICHLOROETHENE	180		2600
SV-A-6-7	TRICHLOROETHENE	1900		250^M
	VINYL CHLORIDE	1.5	U	280
SV-A-7-7	1,1-DICHLOROETHANE	0.089	J	770
SV-A-7-7	1,1-DICHLOROETHENE	0.46		8800
SV-A-7-7	1,2,4-TRICHLOROBENZENE	0.29	U	180
SV-A-7-7	1,2-DICHLOROETHANE	0.077	U	47
SV-A-7-7	BENZENE	0.29		160
SV-A-7-7	CARBON TETRACHLORIDE	0.57		82
SV-A-7-7	CHLOROFORM	0.41		53
SV-A-7-7	CIS-1,2-DICHLOROETHENE	0.13	J	----
SV-A-7-7	DICHLORODIFLUOROMETHANE	3		8800
SV-A-7-7	ETHYLBENZENE	0.12	U	490
SV-A-7-7	METHYL TERT-BUTYL ETHER	0.25	U	4700
SV-A-7-7	METHYLENE CHLORIDE	1.7	B	2600
SV-A-7-7	NAPHTHALENE	0.19	U	36
SV-A-7-7	TETRACHLOROETHENE	0.64		210
SV-A-7-7	TOLUENE	0.92		220000
SV-A-7-7	TOTAL XYLENES	0.52		4400
SV-A-7-7	TRANS-1,2-DICHLOROETHENE	0.079	U	2600
SV-A-7-7	TRICHLOROETHENE	4.4		250^M
SV-A-7-7	VINYL CHLORIDE	0.074	U	280
SV-A-8-7	1,1-DICHLOROETHANE	0.81	U	770
SV-A-8-7	1,1-DICHLOROETHENE	1	U	8800
SV-A-8-7	1,2,4-TRICHLOROBENZENE	5.8	U	180
SV-A-8-7	1,2-DICHLOROETHANE	1.5	U	47

TABLE 3-13

SUB-SLAB VAPOR SAMPLE RESULTS, BUILDING A, OCTOBER 2009
LOCKHEED MARTIN MIDDLE RIVER COMPLEX
MIDDLE RIVER,MARYLAND

Sample ID	Analyte	Result (ug/m^3)	Qualifier	Target Shallow Soil Gas Concentration(1)
SV-A-8-7	BENZENE	1.5	U	160
SV-A-8-7	CARBON TETRACHLORIDE	1.9	U	82
SV-A-8-7	CHLOROFORM	1.5	U	53
SV-A-8-7	CIS-1,2-DICHLOROETHENE	1.9	U	----
SV-A-8-7	DICHLORODIFLUOROMETHANE	2.9	J	8800
SV-A-8-7	ETHYLBENZENE	190		490
SV-A-8-7	METHYL TERT-BUTYL ETHER	4.9	U	4700
SV-A-8-7	METHYLENE CHLORIDE	6.5	B	2600
SV-A-8-7	NAPHTHALENE	26	J	36
SV-A-8-7	TETRACHLOROETHENE	2.2	U	210
SV-A-8-7	TOLUENE	170		220000
SV-A-8-7	TOTAL XYLENES	1700		4400
SV-A-8-7	TRANS-1,2-DICHLOROETHENE	1.6	U	2600
SV-A-8-7	TRICHLOROETHENE	1.5	U	250^M
SV-A-8-7	VINYL CHLORIDE	1.5	U	280
SV-15-A-7	1,1-DICHLOROETHANE	0.43	J	770
SV-15-A-7	1,1-DICHLOROETHENE	3.4		8800
SV-15-A-7	1,2,4-TRICHLOROBENZENE	2.9	U	180
SV-15-A-7	1,2-DICHLOROETHANE	0.77	U	47
SV-15-A-7	BENZENE	0.73	U	160
SV-15-A-7	CARBON TETRACHLORIDE	0.94	U	82
SV-15-A-7	CHLOROFORM	0.73	U	53
SV-15-A-7	CIS-1,2-DICHLOROETHENE	36		----
SV-15-A-7	DICHLORODIFLUOROMETHANE	3.2	J	8800
SV-15-A-7	ETHYLBENZENE	4.6		490
SV-15-A-7	METHYL TERT-BUTYL ETHER	2.5	U	4700
SV-15-A-7	METHYLENE CHLORIDE	4.7	B	2600
SV-15-A-7	NAPHTHALENE	1.9	U	36
SV-15-A-7	TETRACHLOROETHENE	1.1	U	210
SV-15-A-7	TOLUENE	210		220000
SV-15-A-7	TOTAL XYLENES	13.9		4400
SV-15-A-7	TRANS-1,2-DICHLOROETHENE	0.79	U	2600
SV-15-A-7	TRICHLOROETHENE	8.1		250^M
SV-15-A-7	VINYL CHLORIDE	0.74	U	280
SV-17-A-7	1,1-DICHLOROETHANE	6.7		770
SV-17-A-7	1,1-DICHLOROETHENE	6		8800
SV-17-A-7	1,2,4-TRICHLOROBENZENE	0.29	U	180
SV-17-A-7	1,2-DICHLOROETHANE	0.13	J	47
SV-17-A-7	BENZENE	0.41		160
SV-17-A-7	CARBON TETRACHLORIDE	0.53		82
SV-17-A-7	CHLOROFORM	27		53
SV-17-A-7	CIS-1,2-DICHLOROETHENE	2.4		----
SV-17-A-7	DICHLORODIFLUOROMETHANE	2.8		8800
SV-17-A-7	ETHYLBENZENE	3.3		490
SV-17-A-7	METHYL TERT-BUTYL ETHER	0.51	J	4700
SV-17-A-7	METHYLENE CHLORIDE	2.5		2600

TABLE 3-13

SUB-SLAB VAPOR SAMPLE RESULTS, BUILDING A, OCTOBER 2009
LOCKHEED MARTIN MIDDLE RIVER COMPLEX
MIDDLE RIVER,MARYLAND

Sample ID	Analyte	Result (ug/m^3)	Qualifier	Target Shallow Soil Gas Concentration(1)
SV-17-A-7	NAPHTHALENE	0.19	U	36
SV-17-A-7	TETRACHLOROETHENE	0.81		210
SV-17-A-7	TOLUENE	58		220000
SV-17-A-7	TOTAL XYLENES	11.3		4400
SV-17-A-7	TRANS-1,2-DICHLOROETHENE	0.2	J	2600
SV-17-A-7	TRICHLOROETHENE	67		250^M
SV-17-A-7	VINYL CHLORIDE	0.1	J	280
SV-18-A-7	1,1-DICHLOROETHANE	1100		770
SV-18-A-7	1,1-DICHLOROETHENE	43000		8800
SV-18-A-7	1,2,4-TRICHLOROBENZENE	460	U	180
SV-18-A-7	1,2-DICHLOROETHANE	120	U	47
SV-18-A-7	BENZENE	120	UJ	160
SV-18-A-7	CARBON TETRACHLORIDE	150	U	82
SV-18-A-7	CHLOROFORM	120	U	53
SV-18-A-7	CIS-1,2-DICHLOROETHENE	4400		----
SV-18-A-7	DICHLORODIFLUOROMETHANE	210	U	8800
SV-18-A-7	ETHYLBENZENE	180	U	490
SV-18-A-7	METHYL TERT-BUTYL ETHER	390	U	4700
SV-18-A-7	METHYLENE CHLORIDE	1900	B	2600
SV-18-A-7	NAPHTHALENE	300	UJ	36
SV-18-A-7	TETRACHLOROETHENE	170	U	210
SV-18-A-7	TOLUENE	300	J	220000
SV-18-A-7	TOTAL XYLENES	500		4400
SV-18-A-7	TRANS-1,2-DICHLOROETHENE	120	U	2600
SV-18-A-7	TRICHLOROETHENE	63000		250^M
SV-18-A-7	VINYL CHLORIDE	120	U	280

Notes:
U = nondetect J = estimated B = blank contaminated
(1) Screening values derived in accordance with Draft Guidance for Evaluating the Vapor Intrusion to Indoor Air Pathway from Groundwater and Soils November 2002. Sceening values = EPA Industrial Air Screening Values ÷ 0.1 attenutation factor and correspond to a target cancer risk level of 1.0E-05.
Gray shaded values exceed screening value
SV - Sub-slab vapor
ug/m^3 - micrograms per cubic meter
M = screening value based on MDE IAQ target concentration of 25 ug/m3 divided by attenuation factor of 0.1
--- = not available

TABLE 3-14

CO-LOCATED
SUB-SLAB VAPOR AND IAQ SAMPLE RESULTS, BUILDING A, OCTOBER 2009
LOCKHEED MARTIN MIDDLE RIVER COMPLEX
MIDDLE RIVER, MARYLAND

Analyte	Sub-Slab Vapor Sample ID	Result (ug/m^3)	Qualifier	Co-Located IAQ Sample ID	Result (ug/m^3)	Qualifier
1,1-DICHLOROETHANE	SV-A-1-7	0.04	U	IAQ-A1-7	0.04	U
1,1-DICHLOROETHENE	SV-A-1-7	0.052	U	IAQ-A1-7	0.052	U
1,2,4-TRICHLOROBENZENE	SV-A-1-7	0.29	U	IAQ-A1-7	0.29	U
1,2-DICHLOROETHANE	SV-A-1-7	0.077	U	IAQ-A1-7	0.081	J
BENZENE	SV-A-1-7	0.64		IAQ-A1-7	0.96	
CARBON TETRACHLORIDE	SV-A-1-7	0.61		IAQ-A1-7	0.64	
CHLOROFORM	SV-A-1-7	0.39	J	IAQ-A1-7	0.13	J
CIS-1,2-DICHLOROETHENE	SV-A-1-7	0.095	U	IAQ-A1-7	0.095	U
DICHLORODIFLUOROMETHANE	SV-A-1-7	2.7		IAQ-A1-7	3	
ETHYLBENZENE	SV-A-1-7	0.16	J	IAQ-A1-7	0.6	
METHYL TERT-BUTYL ETHER	SV-A-1-7	0.25	U	IAQ-A1-7	0.25	U
METHYLENE CHLORIDE	SV-A-1-7	0.7	B	IAQ-A1-7	0.9	
NAPHTHALENE	SV-A-1-7	0.19	U	IAQ-A1-7	0.19	U
TETRACHLOROETHENE	SV-A-1-7	0.83		IAQ-A1-7	0.44	J
TOLUENE	SV-A-1-7	1.8		IAQ-A1-7	4.8	
TOTAL XYLENES	SV-A-1-7	0.32	U	IAQ-A1-7	2.12	
TRANS-1,2-DICHLOROETHENE	SV-A-1-7	0.079	U	IAQ-A1-7	0.079	U
TRICHLOROETHENE	SV-A-1-7	17		IAQ-A1-7	0.086	J
VINYL CHLORIDE	SV-A-1-7	0.074	U	IAQ-A1-7	0.074	U
1,1-DICHLOROETHANE	SV-A-2-7	0.32		IAQ-A10-7	0.04	U
1,1-DICHLOROETHENE	SV-A-2-7	0.39		IAQ-A10-7	0.052	U
1,2,4-TRICHLOROBENZENE	SV-A-2-7	0.29	U	IAQ-A10-7	0.29	U
1,2-DICHLOROETHANE	SV-A-2-7	0.33		IAQ-A10-7	0.096	J
BENZENE	SV-A-2-7	0.75	J	IAQ-A10-7	0.99	
CARBON TETRACHLORIDE	SV-A-2-7	5		IAQ-A10-7	0.64	
CHLOROFORM	SV-A-2-7	3.4		IAQ-A10-7	0.17	J
CIS-1,2-DICHLOROETHENE	SV-A-2-7	0.095	U	IAQ-A10-7	0.095	U
DICHLORODIFLUOROMETHANE	SV-A-2-7	2.5		IAQ-A10-7	3	
ETHYLBENZENE	SV-A-2-7	0.98		IAQ-A10-7	1.4	
METHYL TERT-BUTYL ETHER	SV-A-2-7	0.25	U	IAQ-A10-7	0.25	U
METHYLENE CHLORIDE	SV-A-2-7	4.2		IAQ-A10-7	18	
NAPHTHALENE	SV-A-2-7	4.8	J	IAQ-A10-7	0.19	U
TETRACHLOROETHENE	SV-A-2-7	7.8		IAQ-A10-7	0.46	J
TOLUENE	SV-A-2-7	33		IAQ-A10-7	45	
TOTAL XYLENES	SV-A-2-7	5.9		IAQ-A10-7	5.7	
TRANS-1,2-DICHLOROETHENE	SV-A-2-7	0.079	U	IAQ-A10-7	0.079	U
TRICHLOROETHENE	SV-A-2-7	0.46		IAQ-A10-7	0.12	J
VINYL CHLORIDE	SV-A-2-7	0.63		IAQ-A10-7	0.074	U
1,1-DICHLOROETHANE	SV-A-3-7	0.04	U	IAQ-A11-7	0.04	U
1,1-DICHLOROETHENE	SV-A-3-7	0.052	U	IAQ-A11-7	0.052	U
1,2,4-TRICHLOROBENZENE	SV-A-3-7	0.29	U	IAQ-A11-7	0.29	U
1,2-DICHLOROETHANE	SV-A-3-7	0.077	U	IAQ-A11-7	0.077	U
BENZENE	SV-A-3-7	0.65	J	IAQ-A11-7	0.88	
CARBON TETRACHLORIDE	SV-A-3-7	0.54		IAQ-A11-7	0.66	
CHLOROFORM	SV-A-3-7	0.18	J	IAQ-A11-7	0.2	J
CIS-1,2-DICHLOROETHENE	SV-A-3-7	0.095	U	IAQ-A11-7	0.095	U
DICHLORODIFLUOROMETHANE	SV-A-3-7	2.4		IAQ-A11-7	3.2	
ETHYLBENZENE	SV-A-3-7	1.4		IAQ-A11-7	0.75	
METHYL TERT-BUTYL ETHER	SV-A-3-7	0.25	U	IAQ-A11-7	0.25	U
METHYLENE CHLORIDE	SV-A-3-7	0.89	B	IAQ-A11-7	2.1	
NAPHTHALENE	SV-A-3-7	1.5	J	IAQ-A11-7	0.19	U
TETRACHLOROETHENE	SV-A-3-7	0.11	J	IAQ-A11-7	0.42	J
TOLUENE	SV-A-3-7	76		IAQ-A11-7	39	
TOTAL XYLENES	SV-A-3-7	6.1		IAQ-A11-7	2.08	
TRANS-1,2-DICHLOROETHENE	SV-A-3-7	0.079	U	IAQ-A11-7	0.079	U
TRICHLOROETHENE	SV-A-3-7	0.26		IAQ-A11-7	0.18	J
VINYL CHLORIDE	SV-A-3-7	0.074	U	IAQ-A11-7	0.074	U
1,1-DICHLOROETHANE	SV-A-4-7	0.19	J	IAQ-A2-7	0.16	U
1,1-DICHLOROETHENE	SV-A-4-7	0.51		IAQ-A2-7	0.21	U
1,2,4-TRICHLOROBENZENE	SV-A-4-7	0.29	U	IAQ-A2-7	1.2	U
1,2-DICHLOROETHANE	SV-A-4-7	0.077	U	IAQ-A2-7	0.31	U
BENZENE	SV-A-4-7	0.42	J	IAQ-A2-7	0.85	J
CARBON TETRACHLORIDE	SV-A-4-7	0.55		IAQ-A2-7	0.66	J
CHLOROFORM	SV-A-4-7	10		IAQ-A2-7	0.29	U
CIS-1,2-DICHLOROETHENE	SV-A-4-7	0.19	J	IAQ-A2-7	0.38	U
DICHLORODIFLUOROMETHANE	SV-A-4-7	2.5		IAQ-A2-7	3	
ETHYLBENZENE	SV-A-4-7	1.9		IAQ-A2-7	3.3	

TABLE 3-14

CO-LOCATED
SUB-SLAB VAPOR AND IAQ SAMPLE RESULTS, BUILDING A, OCTOBER 2009
LOCKHEED MARTIN MIDDLE RIVER COMPLEX
MIDDLE RIVER, MARYLAND

Analyte	Sub-Slab Vapor Sample ID	Result (ug/m^3)	Qualifier	Co-Located IAQ Sample ID	Result (ug/m^3)	Qualifier			
METHYL TERT-BUTYL ETHER	SV-A-4-7	0.25	U	IAQ-A2-7	0.98	U			
METHYLENE CHLORIDE	SV-A-4-7	5.9		IAQ-A2-7	4				
NAPHTHALENE	SV-A-4-7	0.67	B	IAQ-A2-7	0.75	U			
TETRACHLOROETHENE	SV-A-4-7	0.3	J	IAQ-A2-7	0.43	U			
TOLUENE	SV-A-4-7	120		IAQ-A2-7	150				
TOTAL XYLENES	SV-A-4-7	8.3		IAQ-A2-7	8.8				
TRANS-1,2-DICHLOROETHENE	SV-A-4-7	0.079	U	IAQ-A2-7	0.32	U			
TRICHLOROETHENE	SV-A-4-7	4.2		IAQ-A2-7	0.3	U			
VINYL CHLORIDE	SV-A-4-7	0.074	U	IAQ-A2-7	0.3	U			
1,1-DICHLOROETHANE	SV-A-5-7	0.081	U	IAQ-A3-7	0.04	U			
1,1-DICHLOROETHENE	SV-A-5-7	0.1	U	IAQ-A3-7	0.052	U			
1,2,4-TRICHLOROBENZENE	SV-A-5-7	0.58	U	IAQ-A3-7	0.29	U			
1,2-DICHLOROETHANE	SV-A-5-7	0.15	U	IAQ-A3-7	0.077	U			
BENZENE	SV-A-5-7	0.69	J	IAQ-A3-7	1				
CARBON TETRACHLORIDE	SV-A-5-7	0.54	J	IAQ-A3-7	0.66				
CHLOROFORM	SV-A-5-7	0.43	J	IAQ-A3-7	0.32	J			
CIS-1,2-DICHLOROETHENE	SV-A-5-7	0.19	U	IAQ-A3-7	0.095	U			
DICHLORODIFLUOROMETHANE	SV-A-5-7	2.6		IAQ-A3-7	3.3				
ETHYLBENZENE	SV-A-5-7	4.9		IAQ-A3-7	3.7				
METHYL TERT-BUTYL ETHER	SV-A-5-7	0.49	U	IAQ-A3-7	0.25	U			
METHYLENE CHLORIDE	SV-A-5-7	1.8	B	IAQ-A3-7	1.4				
NAPHTHALENE	SV-A-5-7	0.46	B	IAQ-A3-7	0.28	J			
TETRACHLOROETHENE	SV-A-5-7	0.46	J	IAQ-A3-7	1				
TOLUENE	SV-A-5-7	210		IAQ-A3-7	130				
TOTAL XYLENES	SV-A-5-7	17.6		IAQ-A3-7	12.5				
TRANS-1,2-DICHLOROETHENE	SV-A-5-7	0.16	U	IAQ-A3-7	0.079	U			
TRICHLOROETHENE	SV-A-5-7	3.1		IAQ-A3-7	0.37				
VINYL CHLORIDE	SV-A-5-7	0.15	U	IAQ-A3-7	0.074	U			
1,1-DICHLOROETHANE	SV-A-6-7	1.7	J	IAQ-A4-7	0.04	U	IAQ-A4-7-D	0.04	U
1,1-DICHLOROETHENE	SV-A-6-7	1	U	IAQ-A4-7	0.052	U	IAQ-A4-7-D	0.052	U
1,2,4-TRICHLOROBENZENE	SV-A-6-7	5.8	U	IAQ-A4-7	0.29	U	IAQ-A4-7-D	0.29	U
1,2-DICHLOROETHANE	SV-A-6-7	1.5	U	IAQ-A4-7	0.077	U	IAQ-A4-7-D	0.077	U
BENZENE	SV-A-6-7	1.5	UJ	IAQ-A4-7	0.79		IAQ-A4-7-D	0.78	
CARBON TETRACHLORIDE	SV-A-6-7	1.9	U	IAQ-A4-7	0.58		IAQ-A4-7-D	0.54	
CHLOROFORM	SV-A-6-7	6.2	J	IAQ-A4-7	0.21	J	IAQ-A4-7-D	0.21	J
CIS-1,2-DICHLOROETHENE	SV-A-6-7	1000		IAQ-A4-7	0.095	U	IAQ-A4-7-D	0.095	U
DICHLORODIFLUOROMETHANE	SV-A-6-7	3	J	IAQ-A4-7	3.3		IAQ-A4-7-D	2.8	
ETHYLBENZENE	SV-A-6-7	5.1	J	IAQ-A4-7	3.3		IAQ-A4-7-D	3.4	
METHYL TERT-BUTYL ETHER	SV-A-6-7	4.9	U	IAQ-A4-7	0.25	U	IAQ-A4-7-D	0.25	U
METHYLENE CHLORIDE	SV-A-6-7	7.4	B	IAQ-A4-7	2.4		IAQ-A4-7-D	1.3	B
NAPHTHALENE	SV-A-6-7	4.4	B	IAQ-A4-7	0.19	U	IAQ-A4-7-D	0.19	U
TETRACHLOROETHENE	SV-A-6-7	11		IAQ-A4-7	0.5	J	IAQ-A4-7-D	0.47	J
TOLUENE	SV-A-6-7	25		IAQ-A4-7	99		IAQ-A4-7-D	100	
TOTAL XYLENES	SV-A-6-7	24		IAQ-A4-7	11.6		IAQ-A4-7-D	12.1	
TRANS-1,2-DICHLOROETHENE	SV-A-6-7	180		IAQ-A4-7	0.079	U	IAQ-A4-7-D	0.079	U
TRICHLOROETHENE	SV-A-6-7	1900		IAQ-A4-7	0.2	J	IAQ-A4-7-D	0.27	
VINYL CHLORIDE	SV-A-6-7	1.5	U	IAQ-A4-7	0.074	U	IAQ-A4-7-D	0.074	U
1,1-DICHLOROETHANE	SV-A-7-7	0.089	J	IAQ-A8-7	0.081	U			
1,1-DICHLOROETHENE	SV-A-7-7	0.46		IAQ-A8-7	0.1	U			
1,2,4-TRICHLOROBENZENE	SV-A-7-7	0.29	U	IAQ-A8-7	0.58	U			
1,2-DICHLOROETHANE	SV-A-7-7	0.077	U	IAQ-A8-7	0.15	U			
BENZENE	SV-A-7-7	0.29		IAQ-A8-7	1.2				
CARBON TETRACHLORIDE	SV-A-7-7	0.57		IAQ-A8-7	0.61	J			
CHLOROFORM	SV-A-7-7	0.41		IAQ-A8-7	0.35	J			
CIS-1,2-DICHLOROETHENE	SV-A-7-7	0.13	J	IAQ-A8-7	0.19	U			
DICHLORODIFLUOROMETHANE	SV-A-7-7	3		IAQ-A8-7	2.9				
ETHYLBENZENE	SV-A-7-7	0.12	U	IAQ-A8-7	5				
METHYL TERT-BUTYL ETHER	SV-A-7-7	0.25	U	IAQ-A8-7	0.49	U			
METHYLENE CHLORIDE	SV-A-7-7	1.7	B	IAQ-A8-7	14				
NAPHTHALENE	SV-A-7-7	0.19	U	IAQ-A8-7	0.38	U			
TETRACHLOROETHENE	SV-A-7-7	0.64		IAQ-A8-7	0.47	J			
TOLUENE	SV-A-7-7	0.92		IAQ-A8-7	180				
TOTAL XYLENES	SV-A-7-7	0.52	J	IAQ-A8-7	17.1				
TRANS-1,2-DICHLOROETHENE	SV-A-7-7	0.079	U	IAQ-A8-7	0.16	U			
TRICHLOROETHENE	SV-A-7-7	4.4		IAQ-A8-7	0.51				
VINYL CHLORIDE	SV-A-7-7	0.074	U	IAQ-A8-7	0.15	U			

TABLE 3-14

CO-LOCATED
SUB-SLAB VAPOR AND IAQ SAMPLE RESULTS, BUILDING A, OCTOBER 2009
LOCKHEED MARTIN MIDDLE RIVER COMPLEX
MIDDLE RIVER, MARYLAND

Analyte	Sub-Slab Vapor Sample ID	Result (ug/m^3)	Qualifier	Co-Located IAQ Sample ID	Result (ug/m^3)	Qualifier
1,1-DICHLOROETHANE	SV-A-8-7	0.81	U	IAQ-A9-7	0.081	U
1,1-DICHLOROETHENE	SV-A-8-7	1	U	IAQ-A9-7	0.1	U
1,2,4-TRICHLOROBENZENE	SV-A-8-7	5.8	U	IAQ-A9-7	0.58	U
1,2-DICHLOROETHANE	SV-A-8-7	1.5	U	IAQ-A9-7	0.15	U
BENZENE	SV-A-8-7	1.5	UJ	IAQ-A9-7	0.88	
CARBON TETRACHLORIDE	SV-A-8-7	1.9	U	IAQ-A9-7	0.55	J
CHLOROFORM	SV-A-8-7	1.5	U	IAQ-A9-7	0.33	J
CIS-1,2-DICHLOROETHENE	SV-A-8-7	1.9	U	IAQ-A9-7	0.19	U
DICHLORODIFLUOROMETHANE	SV-A-8-7	2.9	J	IAQ-A9-7	3.1	
ETHYLBENZENE	SV-A-8-7	190		IAQ-A9-7	7.6	
METHYL TERT-BUTYL ETHER	SV-A-8-7	4.9	U	IAQ-A9-7	0.49	U
METHYLENE CHLORIDE	SV-A-8-7	6.5	B	IAQ-A9-7	5.8	
NAPHTHALENE	SV-A-8-7	26	J	IAQ-A9-7	0.38	U
TETRACHLOROETHENE	SV-A-8-7	2.2	U	IAQ-A9-7	0.5	J
TOLUENE	SV-A-8-7	170		IAQ-A9-7	220	
TOTAL XYLENES	SV-A-8-7	1700		IAQ-A9-7	28.6	
TRANS-1,2-DICHLOROETHENE	SV-A-8-7	1.6	U	IAQ-A9-7	0.16	U
TRICHLOROETHENE	SV-A-8-7	1.5	U	IAQ-A9-7	0.3	J
VINYL CHLORIDE	SV-A-8-7	1.5	U	IAQ-A9-7	0.15	U
1,1-DICHLOROETHANE	SV-15-A-7	0.43	J	IAQ-A5-7	0.4	U
1,1-DICHLOROETHENE	SV-15-A-7	3.4		IAQ-A5-7	0.52	U
1,2,4-TRICHLOROBENZENE	SV-15-A-7	2.9	U	IAQ-A5-7	2.9	U
1,2-DICHLOROETHANE	SV-15-A-7	0.77	U	IAQ-A5-7	0.77	U
BENZENE	SV-15-A-7	0.73	U	IAQ-A5-7	1	J
CARBON TETRACHLORIDE	SV-15-A-7	0.94	U	IAQ-A5-7	0.94	U
CHLOROFORM	SV-15-A-7	0.73	U	IAQ-A5-7	0.73	U
CIS-1,2-DICHLOROETHENE	SV-15-A-7	36		IAQ-A5-7	0.95	U
DICHLORODIFLUOROMETHANE	SV-15-A-7	3.2	J	IAQ-A5-7	3.1	J
ETHYLBENZENE	SV-15-A-7	4.6		IAQ-A5-7	6.3	
METHYL TERT-BUTYL ETHER	SV-15-A-7	2.5	U	IAQ-A5-7	2.5	U
METHYLENE CHLORIDE	SV-15-A-7	4.7	B	IAQ-A5-7	5.1	J
NAPHTHALENE	SV-15-A-7	1.9	U	IAQ-A5-7	1.9	U
TETRACHLOROETHENE	SV-15-A-7	1.1	U	IAQ-A5-7	1.3	J
TOLUENE	SV-15-A-7	210		IAQ-A5-7	510	
TOTAL XYLENES	SV-15-A-7	13.9		IAQ-A5-7	24.8	
TRANS-1,2-DICHLOROETHENE	SV-15-A-7	0.79	U	IAQ-A5-7	0.79	U
TRICHLOROETHENE	SV-15-A-7	8.1		IAQ-A5-7	0.75	U
VINYL CHLORIDE	SV-15-A-7	0.74	U	IAQ-A5-7	0.74	U
1,1-DICHLOROETHANE	SV-17-A-7	6.7		IAQ-A7-7	0.12	U
1,1-DICHLOROETHENE	SV-17-A-7	6		IAQ-A7-7	0.15	U
1,2,4-TRICHLOROBENZENE	SV-17-A-7	0.29	U	IAQ-A7-7	0.86	U
1,2-DICHLOROETHANE	SV-17-A-7	0.13	J	IAQ-A7-7	0.23	U
BENZENE	SV-17-A-7	0.41		IAQ-A7-7	0.77	
CARBON TETRACHLORIDE	SV-17-A-7	0.53		IAQ-A7-7	0.53	J
CHLOROFORM	SV-17-A-7	27		IAQ-A7-7	0.29	J
CIS-1,2-DICHLOROETHENE	SV-17-A-7	2.4		IAQ-A7-7	0.28	U
DICHLORODIFLUOROMETHANE	SV-17-A-7	2.8		IAQ-A7-7	2.9	
ETHYLBENZENE	SV-17-A-7	3.3		IAQ-A7-7	5.3	
METHYL TERT-BUTYL ETHER	SV-17-A-7	0.51	J	IAQ-A7-7	0.73	U
METHYLENE CHLORIDE	SV-17-A-7	2.5		IAQ-A7-7	2.5	
NAPHTHALENE	SV-17-A-7	0.19	U	IAQ-A7-7	0.56	U
TETRACHLOROETHENE	SV-17-A-7	0.81		IAQ-A7-7	0.67	J
TOLUENE	SV-17-A-7	58		IAQ-A7-7	320	
TOTAL XYLENES	SV-17-A-7	11.3		IAQ-A7-7	17.2	
TRANS-1,2-DICHLOROETHENE	SV-17-A-7	0.2	J	IAQ-A7-7	0.24	U
TRICHLOROETHENE	SV-17-A-7	67		IAQ-A7-7	0.33	J
VINYL CHLORIDE	SV-17-A-7	0.1	J	IAQ-A7-7	0.22	U
1,1-DICHLOROETHANE	SV-18-A-7	1100		IAQ-A6-7	0.04	U
1,1-DICHLOROETHENE	SV-18-A-7	43000		IAQ-A6-7	0.14	J
1,2,4-TRICHLOROBENZENE	SV-18-A-7	460	U	IAQ-A6-7	0.29	U
1,2-DICHLOROETHANE	SV-18-A-7	120	U	IAQ-A6-7	0.35	
BENZENE	SV-18-A-7	120	UJ	IAQ-A6-7	0.8	
CARBON TETRACHLORIDE	SV-18-A-7	150	U	IAQ-A6-7	0.55	
CHLOROFORM	SV-18-A-7	120	U	IAQ-A6-7	0.33	J
CIS-1,2-DICHLOROETHENE	SV-18-A-7	4400		IAQ-A6-7	0.095	U
DICHLORODIFLUOROMETHANE	SV-18-A-7	210	U	IAQ-A6-7	2.7	

TABLE 3-14

CO-LOCATED
SUB-SLAB VAPOR AND IAQ SAMPLE RESULTS, BUILDING A, OCTOBER 2009
LOCKHEED MARTIN MIDDLE RIVER COMPLEX
MIDDLE RIVER, MARYLAND

Analyte	Sub-Slab Vapor Sample ID	Result (ug/m^3)	Qualifier	Co-Located IAQ Sample ID	Result (ug/m^3)	Qualifier
ETHYLBENZENE	SV-18-A-7	180	U	IAQ-A6-7	0.52	
METHYL TERT-BUTYL ETHER	SV-18-A-7	390	U	IAQ-A6-7	0.25	U
METHYLENE CHLORIDE	SV-18-A-7	1900	B	IAQ-A6-7	0.61	J
NAPHTHALENE	SV-18-A-7	300	UJ	IAQ-A6-7	1	J
TETRACHLOROETHENE	SV-18-A-7	170	U	IAQ-A6-7	0.39	J
TOLUENE	SV-18-A-7	300	J	IAQ-A6-7	9.2	
TOTAL XYLENES	SV-18-A-7	500	U	IAQ-A6-7	2.18	
TRANS-1,2-DICHLOROETHENE	SV-18-A-7	120	U	IAQ-A6-7	0.079	U
TRICHLOROETHENE	SV-18-A-7	63000		IAQ-A6-7	0.7	
VINYL CHLORIDE	SV-18-A-7	120	U	IAQ-A6-7	0.074	U

Notes:
J = estimated U = nondetect B = blank contaminated
Gray shaded values exceed screening value
SV - Sub-slab vapor
IAQ = indoor Air Quality
ug/m^3 - micrograms per cubic meter
NA = not applicable

TABLE 3-15

IAQ SAMPLE RESULTS, BUILDING B, OCTOBER 2009
LOCKHEED MARTIN MIDDLE RIVER COMPLEX
MIDDLE RIVER, MARYLAND

Sample ID	Analyte	Result (ug/m^3)	Qualifier	OSHA PEL ug/m3	Industrial Air Screening Level ug/m^3	Key
IAQ-B1-7	1,1-Dichloroethane	0.04	U	4.00E+05	77	ca
IAQ-B1-7	1,1-Dichloroethene	0.052	U	----	880	nc
IAQ-B1-7	1,2,4-Trichlorobenzene	0.29	U	4.00E+04[N]	18	nc
IAQ-B1-7	1,2-Dichloroethane	0.077	U	4.00E+05	4.7	ca
IAQ-B1-7	Benzene	0.56		3.19E+02	16	ca
IAQ-B1-7	Carbon Tetrachloride	0.56	J	6.29E+04	8.2	ca
IAQ-B1-7	Chloroform	0.34	J	2.40E+05	5.3	ca
IAQ-B1-7	Cis-1,2-Dichloroethene	0.095	U	7.90E+05	----	----
IAQ-B1-7	Dichlorodifluoromethane	2.4		4.95E+06	880	nc
IAQ-B1-7	Ethylbenzene	1.2		4.35E+05	49	ca
IAQ-B1-7	Methyl Tert-Butyl Ether	0.25	U	1.80E+05[A]	470	ca
IAQ-B1-7	Methylene Chloride	5		8.70E+04	260	ca
IAQ-B1-7	Naphthalene	0.98	J	5.00E+01	3.6	ca
IAQ-B1-7	Tetrachloroethene	0.38	J	6.78E+05	21	ca
IAQ-B1-7	Toluene	41		7.54E+05	22000	nc
IAQ-B1-7	Total Xylenes	5.2		4.34E+05	440	nc
IAQ-B1-7	Trans-1,2-Dichloroethene	0.079	U	7.90E+05	260	nc
IAQ-B1-7	Trichloroethene	0.18	J	5.37E+05	25[M]	ca
IAQ-B1-7	Vinyl Chloride	0.074	U	2.16E+04	28	ca
IAQ-B2-7	1,1-Dichloroethane	0.04	U	4.00E+05	77	ca
IAQ-B2-7	1,1-Dichloroethene	0.052	U	----	880	nc
IAQ-B2-7	1,2,4-Trichlorobenzene	0.29	U	4.00E+04[N]	18	nc
IAQ-B2-7	1,2-Dichloroethane	0.1	J	4.00E+05	4.7	ca
IAQ-B2-7	Benzene	0.56		3.19E+02	16	ca
IAQ-B2-7	Carbon Tetrachloride	0.54	J	6.29E+04	8.2	ca
IAQ-B2-7	Chloroform	1.8		2.40E+05	5.3	ca
IAQ-B2-7	Cis-1,2-Dichloroethene	0.095	U	7.90E+05	----	----
IAQ-B2-7	Dichlorodifluoromethane	2.3		4.95E+06	880	nc
IAQ-B2-7	Ethylbenzene	0.71		4.35E+05	49	ca
IAQ-B2-7	Methyl Tert-Butyl Ether	0.25	U	1.80E+05[A]	470	ca
IAQ-B2-7	Methylene Chloride	2.7		8.70E+04	260	ca
IAQ-B2-7	Naphthalene	0.78	J	5.00E+01	3.6	ca

TABLE 3-15

IAQ SAMPLE RESULTS, BUILDING B, OCTOBER 2009
LOCKHEED MARTIN MIDDLE RIVER COMPLEX
MIDDLE RIVER, MARYLAND

Sample ID	Analyte	Result (ug/m^3)	Qualifier	OSHA PEL ug/m3	Industrial Air Screening Level ug/m^3	Key
IAQ-B2-7	Tetrachloroethene	0.2	J	6.78E+05	21	ca
IAQ-B2-7	Toluene	5.1		7.54E+05	22000	nc
IAQ-B2-7	Total Xylenes	3.8		4.34E+05	440	nc
IAQ-B2-7	Trans-1,2-Dichloroethene	0.079	U	7.90E+05	260	nc
IAQ-B2-7	Trichloroethene	0.16	J	5.37E+05	25[M]	ca
IAQ-B2-7	Vinyl Chloride	0.074	U	2.16E+04	28	ca
IAQ-B3-7	1,1-Dichloroethane	0.04	U	4.00E+05	77	ca
IAQ-B3-7	1,1-Dichloroethene	0.052	U	----	880	nc
IAQ-B3-7	1,2,4-Trichlorobenzene	0.29	U	4.00E+04[N]	18	nc
IAQ-B3-7	1,2-Dichloroethane	0.077	U	4.00E+05	4.7	ca
IAQ-B3-7	Benzene	0.5		3.19E+02	16	ca
IAQ-B3-7	Carbon Tetrachloride	0.54	J	6.29E+04	8.2	ca
IAQ-B3-7	Chloroform	0.66		2.40E+05	5.3	ca
IAQ-B3-7	Cis-1,2-Dichloroethene	0.095	U	7.90E+05	----	----
IAQ-B3-7	Dichlorodifluoromethane	2.5		4.95E+06	880	nc
IAQ-B3-7	Ethylbenzene	1.3		4.35E+05	49	ca
IAQ-B3-7	Methyl Tert-Butyl Ether	0.25	U	1.80E+05[A]	470	ca
IAQ-B3-7	Methylene Chloride	3.4		8.70E+04	260	ca
IAQ-B3-7	Naphthalene	0.19	U	5.00E+01	3.6	ca
IAQ-B3-7	Tetrachloroethene	0.75		6.78E+05	21	ca
IAQ-B3-7	Toluene	26		7.54E+05	22000	nc
IAQ-B3-7	Total Xylenes	3.91		4.34E+05	440	nc
IAQ-B3-7	Trans-1,2-Dichloroethene	0.079	U	7.90E+05	260	nc
IAQ-B3-7	Trichloroethene	0.19	J	5.37E+05	25[M]	ca
IAQ-B3-7	Vinyl Chloride	0.074	U	2.16E+04	28	ca
IAQ-B4-7	1,1-Dichloroethane	0.04	U	4.00E+05	77	ca
IAQ-B4-7	1,1-Dichloroethene	0.052	U	----	880	nc
IAQ-B4-7	1,2,4-Trichlorobenzene	0.29	U	4.00E+04[N]	18	nc
IAQ-B4-7	1,2-Dichloroethane	0.1	J	4.00E+05	4.7	ca
IAQ-B4-7	Benzene	0.55		3.19E+02	16	ca
IAQ-B4-7	Carbon Tetrachloride	0.55	J	6.29E+04	8.2	ca
IAQ-B4-7	Chloroform	1.6		2.40E+05	5.3	ca

TABLE 3-15

IAQ SAMPLE RESULTS, BUILDING B, OCTOBER 2009
LOCKHEED MARTIN MIDDLE RIVER COMPLEX
MIDDLE RIVER, MARYLAND

Sample ID	Analyte	Result (ug/m^3)	Qualifier	OSHA PEL ug/m3	Industrial Air Screening Level ug/m^3	Key
IAQ-B4-7	Cis-1,2-Dichloroethene	0.11	J	7.90E+05	----	----
IAQ-B4-7	Dichlorodifluoromethane	2.3		4.95E+06	880	nc
IAQ-B4-7	Ethylbenzene	0.93		4.35E+05	49	ca
IAQ-B4-7	Methyl Tert-Butyl Ether	0.25	U	1.80E+05[A]	470	ca
IAQ-B4-7	Methylene Chloride	1.5		8.70E+04	260	ca
IAQ-B4-7	Naphthalene	1.5		5.00E+01	3.6	ca
IAQ-B4-7	Tetrachloroethene	0.47	J	6.78E+05	21	ca
IAQ-B4-7	Toluene	7.2		7.54E+05	22000	nc
IAQ-B4-7	Total Xylenes	5.1		4.34E+05	440	nc
IAQ-B4-7	Trans-1,2-Dichloroethene	0.079	U	7.90E+05	260	nc
IAQ-B4-7	Trichloroethene	0.17	J	5.37E+05	25[M]	ca
IAQ-B4-7	Vinyl Chloride	0.074	U	2.16E+04	28	ca
IAQ-B5-7	1,1-Dichloroethane	0.04	U	4.00E+05	77	ca
IAQ-B5-7	1,1-Dichloroethene	0.052	U	----	880	nc
IAQ-B5-7	1,2,4-Trichlorobenzene	0.29	U	4.00E+04[N]	18	nc
IAQ-B5-7	1,2-Dichloroethane	0.13	J	4.00E+05	4.7	ca
IAQ-B5-7	Benzene	0.62		3.19E+02	16	ca
IAQ-B5-7	Carbon Tetrachloride	0.56	J	6.29E+04	8.2	ca
IAQ-B5-7	Chloroform	0.51		2.40E+05	5.3	ca
IAQ-B5-7	Cis-1,2-Dichloroethene	0.095	U	7.90E+05	----	----
IAQ-B5-7	Dichlorodifluoromethane	2.5		4.95E+06	880	nc
IAQ-B5-7	Ethylbenzene	1.5		4.35E+05	49	ca
IAQ-B5-7	Methyl Tert-Butyl Ether	0.25	U	1.80E+05[A]	470	ca
IAQ-B5-7	Methylene Chloride	2.7		8.70E+04	260	ca
IAQ-B5-7	Naphthalene	0.23	J	5.00E+01	3.6	ca
IAQ-B5-7	Tetrachloroethene	0.3	J	6.78E+05	21	ca
IAQ-B5-7	Toluene	21		7.54E+05	22000	nc
IAQ-B5-7	Total Xylenes	6.7		4.34E+05	440	nc
IAQ-B5-7	Trans-1,2-Dichloroethene	0.079	U	7.90E+05	260	nc
IAQ-B5-7	Trichloroethene	0.19	J	5.37E+05	25[M]	ca
IAQ-B5-7	Vinyl Chloride	0.074	U	2.16E+04	28	ca

TABLE 3-15

IAQ SAMPLE RESULTS, BUILDING B, OCTOBER 2009
LOCKHEED MARTIN MIDDLE RIVER COMPLEX
MIDDLE RIVER, MARYLAND

Sample ID	Analyte	Result (ug/m^3)	Qualifier	OSHA PEL ug/m3	Industrial Air Screening Level ug/m^3	Key
IAQ-B6-7	1,1-Dichloroethane	0.04	U	4.00E+05	77	ca
IAQ-B6-7	1,1-Dichloroethene	0.052	U	----	880	nc
IAQ-B6-7	1,2,4-Trichlorobenzene	0.29	U	4.00E+04[N]	18	nc
IAQ-B6-7	1,2-Dichloroethane	0.084	J	4.00E+05	4.7	ca
IAQ-B6-7	Benzene	0.73		3.19E+02	16	ca
IAQ-B6-7	Carbon Tetrachloride	0.62	J	6.29E+04	8.2	ca
IAQ-B6-7	Chloroform	0.53		2.40E+05	5.3	ca
IAQ-B6-7	Cis-1,2-Dichloroethene	0.095	U	7.90E+05	----	----
IAQ-B6-7	Dichlorodifluoromethane	2.8		4.95E+06	880	nc
IAQ-B6-7	Ethylbenzene	1.8		4.35E+05	49	ca
IAQ-B6-7	Methyl Tert-Butyl Ether	0.25	U	1.80E+05[A]	470	ca
IAQ-B6-7	Methylene Chloride	1.6		8.70E+04	260	ca
IAQ-B6-7	Naphthalene	2.4		5.00E+01	3.6	ca
IAQ-B6-7	Tetrachloroethene	0.34	J	6.78E+05	21	ca
IAQ-B6-7	Toluene	31		7.54E+05	22000	nc
IAQ-B6-7	Total Xylenes	8.2		4.34E+05	440	nc
IAQ-B6-7	Trans-1,2-Dichloroethene	0.079	U	7.90E+05	260	nc
IAQ-B6-7	Trichloroethene	0.22		5.37E+05	25[M]	ca
IAQ-B6-7	Vinyl Chloride	0.074	U	2.16E+04	28	ca
IAQ-B7-7	1,1-Dichloroethane	0.04	U	4.00E+05	77	ca
IAQ-B7-7	1,1-Dichloroethene	0.052	U	----	880	nc
IAQ-B7-7	1,2,4-Trichlorobenzene	0.46	J	4.00E+04[N]	18	nc
IAQ-B7-7	1,2-Dichloroethane	0.077	U	4.00E+05	4.7	ca
IAQ-B7-7	Benzene	0.47		3.19E+02	16	ca
IAQ-B7-7	Carbon Tetrachloride	0.56	J	6.29E+04	8.2	ca
IAQ-B7-7	Chloroform	0.31	J	2.40E+05	5.3	ca
IAQ-B7-7	Cis-1,2-Dichloroethene	0.095	U	7.90E+05	----	----
IAQ-B7-7	Dichlorodifluoromethane	2.3		4.95E+06	880	nc
IAQ-B7-7	Ethylbenzene	2.2		4.35E+05	49	ca
IAQ-B7-7	Methyl Tert-Butyl Ether	0.25	U	1.80E+05[A]	470	ca
IAQ-B7-7	Methylene Chloride	2.1		8.70E+04	260	ca
IAQ-B7-7	Naphthalene	0.41	J	5.00E+01	3.6	ca
IAQ-B7-7	Tetrachloroethene	0.43	J	6.78E+05	21	ca

TABLE 3-15

IAQ SAMPLE RESULTS, BUILDING B, OCTOBER 2009
LOCKHEED MARTIN MIDDLE RIVER COMPLEX
MIDDLE RIVER, MARYLAND

Sample ID	Analyte	Result (ug/m^3)	Qualifier	OSHA PEL ug/m3	Industrial Air Screening Level ug/m^3	Key
IAQ-B7-7	Toluene	66		7.54E+05	22000	nc
IAQ-B7-7	Total Xylenes	7.5		4.34E+05	440	nc
IAQ-B7-7	Trans-1,2-Dichloroethene	0.079	U	7.90E+05	260	nc
IAQ-B7-7	Trichloroethene	0.16	J	5.37E+05	25[M]	ca
IAQ-B7-7	Vinyl Chloride	0.074	U	2.16E+04	28	ca
IAQ-B8-7	1,1-Dichloroethane	0.04	U	4.00E+05	77	ca
IAQ-B8-7	1,1-Dichloroethene	0.052	U	----	880	nc
IAQ-B8-7	1,2,4-Trichlorobenzene	0.29	U	4.00E+04[N]	18	nc
IAQ-B8-7	1,2-Dichloroethane	0.077	U	4.00E+05	4.7	ca
IAQ-B8-7	Benzene	0.44		3.19E+02	16	ca
IAQ-B8-7	Carbon Tetrachloride	0.57	J	6.29E+04	8.2	ca
IAQ-B8-7	Chloroform	0.3	J	2.40E+05	5.3	ca
IAQ-B8-7	Cis-1,2-Dichloroethene	0.095	U	7.90E+05	----	----
IAQ-B8-7	Dichlorodifluoromethane	2.3		4.95E+06	880	nc
IAQ-B8-7	Ethylbenzene	2.1		4.35E+05	49	ca
IAQ-B8-7	Methyl Tert-Butyl Ether	0.25	U	1.80E+05[A]	470	ca
IAQ-B8-7	Methylene Chloride	0.76		8.70E+04	260	ca
IAQ-B8-7	Naphthalene	0.78	J	5.00E+01	3.6	ca
IAQ-B8-7	Tetrachloroethene	0.37	J	6.78E+05	21	ca
IAQ-B8-7	Toluene	60		7.54E+05	22000	nc
IAQ-B8-7	Total Xylenes	8		4.34E+05	440	nc
IAQ-B8-7	Trans-1,2-Dichloroethene	0.079	U	7.90E+05	260	nc
IAQ-B8-7	Trichloroethene	0.14	J	5.37E+05	25[M]	ca
IAQ-B8-7	Vinyl Chloride	0.074	U	2.16E+04	28	ca
IAQ-B9-7	1,1-Dichloroethane	0.04	U	4.00E+05	77	ca
IAQ-B9-7	1,1-Dichloroethene	0.052	U	----	880	nc
IAQ-B9-7	1,2,4-Trichlorobenzene	0.29	U	4.00E+04[N]	18	nc
IAQ-B9-7	1,2-Dichloroethane	0.077	U	4.00E+05	4.7	ca
IAQ-B9-7	Benzene	0.46		3.19E+02	16	ca
IAQ-B9-7	Carbon Tetrachloride	0.53	J	6.29E+04	8.2	ca
IAQ-B9-7	Chloroform	0.31	J	2.40E+05	5.3	ca
IAQ-B9-7	Cis-1,2-Dichloroethene	0.095	U	7.90E+05	----	----

TABLE 3-15

IAQ SAMPLE RESULTS, BUILDING B, OCTOBER 2009
LOCKHEED MARTIN MIDDLE RIVER COMPLEX
MIDDLE RIVER, MARYLAND

Sample ID	Analyte	Result (ug/m^3)	Qualifier	OSHA PEL ug/m3	Industrial Air Screening Level ug/m^3	Key
IAQ-B9-7	Dichlorodifluoromethane	2.4		4.95E+06	880	nc
IAQ-B9-7	Ethylbenzene	2		4.35E+05	49	ca
IAQ-B9-7	Methyl Tert-Butyl Ether	0.25	U	1.80E+05[A]	470	ca
IAQ-B9-7	Methylene Chloride	2.6		8.70E+04	260	ca
IAQ-B9-7	Naphthalene	1.1		5.00E+01	3.6	ca
IAQ-B9-7	Tetrachloroethene	0.35	J	6.78E+05	21	ca
IAQ-B9-7	Toluene	58		7.54E+05	22000	nc
IAQ-B9-7	Total Xylenes	7.7		4.34E+05	440	nc
IAQ-B9-7	Trans-1,2-Dichloroethene	0.079	U	7.90E+05	260	nc
IAQ-B9-7	Trichloroethene	0.13	J	5.37E+05	25[M]	ca
IAQ-B9-7	Vinyl Chloride	0.074	U	2.16E+04	28	ca
IAQ-B10-7	1,1-Dichloroethane	0.04	U	4.00E+05	77	ca
IAQ-B10-7	1,1-Dichloroethene	0.052	U	----	880	nc
IAQ-B10-7	1,2,4-Trichlorobenzene	0.29	U	4.00E+04[N]	18	nc
IAQ-B10-7	1,2-Dichloroethane	0.077	U	4.00E+05	4.7	ca
IAQ-B10-7	Benzene	0.49		3.19E+02	16	ca
IAQ-B10-7	Carbon Tetrachloride	0.65	J	6.29E+04	8.2	ca
IAQ-B10-7	Chloroform	0.36	J	2.40E+05	5.3	ca
IAQ-B10-7	Cis-1,2-Dichloroethene	0.095	U	7.90E+05	----	----
IAQ-B10-7	Dichlorodifluoromethane	2.6		4.95E+06	880	nc
IAQ-B10-7	Ethylbenzene	1.6		4.35E+05	49	ca
IAQ-B10-7	Methyl Tert-Butyl Ether	0.25	U	1.80E+05[A]	470	ca
IAQ-B10-7	Methylene Chloride	0.93		8.70E+04	260	ca
IAQ-B10-7	Naphthalene	0.71	J	5.00E+01	3.6	ca
IAQ-B10-7	Tetrachloroethene	0.29	J	6.78E+05	21	ca
IAQ-B10-7	Toluene	40		7.54E+05	22000	nc
IAQ-B10-7	Total Xylenes	6.3		4.34E+05	440	nc
IAQ-B10-7	Trans-1,2-Dichloroethene	0.079	U	7.90E+05	260	nc
IAQ-B10-7	Trichloroethene	0.16	J	5.37E+05	25[M]	ca
IAQ-B10-7	Vinyl Chloride	0.074	U	2.16E+04	28	ca
IAQ-B12-7	1,1-Dichloroethane	0.07	J	4.00E+05	77	ca
IAQ-B12-7	1,1-Dichloroethene	0.052	U	----	880	nc

TABLE 3-15

IAQ SAMPLE RESULTS, BUILDING B, OCTOBER 2009
LOCKHEED MARTIN MIDDLE RIVER COMPLEX
MIDDLE RIVER, MARYLAND

Sample ID	Analyte	Result (ug/m^3)	Qualifier	OSHA PEL ug/m3	Industrial Air Screening Level ug/m^3	Key
IAQ-B12-7	1,2,4-Trichlorobenzene	0.29	U	4.00E+04[N]	18	nc
IAQ-B12-7	1,2-Dichloroethane	0.077	U	4.00E+05	4.7	ca
IAQ-B12-7	Benzene	0.26		3.19E+02	16	ca
IAQ-B12-7	Carbon Tetrachloride	0.28	J	6.29E+04	8.2	ca
IAQ-B12-7	Chloroform	0.45		2.40E+05	5.3	ca
IAQ-B12-7	Cis-1,2-Dichloroethene	0.095	U	7.90E+05	----	----
IAQ-B12-7	Dichlorodifluoromethane	2.8		4.95E+06	880	nc
IAQ-B12-7	Ethylbenzene	0.12	U	4.35E+05	49	ca
IAQ-B12-7	Methyl Tert-Butyl Ether	0.25	U	1.80E+05[A]	470	ca
IAQ-B12-7	Methylene Chloride	0.93		8.70E+04	260	ca
IAQ-B12-7	Naphthalene	0.19	U	5.00E+01	3.6	ca
IAQ-B12-7	Tetrachloroethene	0.26	J	6.78E+05	21	ca
IAQ-B12-7	Toluene	1.6		7.54E+05	22000	nc
IAQ-B12-7	Total Xylenes	0.32		4.34E+05	440	nc
IAQ-B12-7	Trans-1,2-Dichloroethene	0.079	U	7.90E+05	260	nc
IAQ-B12-7	Trichloroethene	0.086	J	5.37E+05	25[M]	ca
IAQ-B12-7	Vinyl Chloride	0.074	U	2.16E+04	28	ca
IAQ-B13-7	1,1-Dichloroethane	0.04	U	4.00E+05	77	ca
IAQ-B13-7	1,1-Dichloroethene	0.052	U	----	880	nc
IAQ-B13-7	1,2,4-Trichlorobenzene	0.29	U	4.00E+04[N]	18	nc
IAQ-B13-7	1,2-Dichloroethane	0.077	U	4.00E+05	4.7	ca
IAQ-B13-7	Benzene	0.58		3.19E+02	16	ca
IAQ-B13-7	Carbon Tetrachloride	0.58	J	6.29E+04	8.2	ca
IAQ-B13-7	Chloroform	0.55		2.40E+05	5.3	ca
IAQ-B13-7	Cis-1,2-Dichloroethene	0.095	U	7.90E+05	----	----
IAQ-B13-7	Dichlorodifluoromethane	2.5		4.95E+06	880	nc
IAQ-B13-7	Ethylbenzene	3.4		4.35E+05	49	ca
IAQ-B13-7	Methyl Tert-Butyl Ether	0.25	U	1.80E+05[A]	470	ca
IAQ-B13-7	Methylene Chloride	2.7		8.70E+04	260	ca
IAQ-B13-7	Naphthalene	0.85	J	5.00E+01	3.6	ca
IAQ-B13-7	Tetrachloroethene	1.1		6.78E+05	21	ca
IAQ-B13-7	Toluene	120		7.54E+05	22000	nc
IAQ-B13-7	Total Xylenes	13		4.34E+05	440	nc

TABLE 3-15

IAQ SAMPLE RESULTS, BUILDING B, OCTOBER 2009
LOCKHEED MARTIN MIDDLE RIVER COMPLEX
MIDDLE RIVER, MARYLAND

Sample ID	Analyte	Result (ug/m^3)	Qualifier	OSHA PEL ug/m3	Industrial Air Screening Level ug/m^3	Key
IAQ-B13-7	Trans-1,2-Dichloroethene	0.079	U	7.90E+05	260	nc
IAQ-B13-7	Trichloroethene	0.24		5.37E+05	25^{M}	ca
IAQ-B13-7	Vinyl Chloride	0.074	U	2.16E+04	28	ca

Notes:
U = nondetect
Shaded cells indicate concentration greater than risk-based screening level
ug/m3 = micrograms per cubic meter
ca = screening value based on $1x\ 10^{-5}$ carcinogenic risk
nc = screening value based on noncarcinogenic hazard index = 1
Industrial Air Screening Levels from USEPA Regional Screening Levels for Chemical Contaminants at Superfund Sites
Apr-09
OSHA PEL = Occupational Safety and Health Administration Pemissible Exposure Limit
N = National Institute for Occupational Safety and Health Recommended Exposure Limit
A = American Council of Governmental Industrial Hygienists Theshold Limit Value
M = MDE screening level for trichloroethene
-- = not available

TABLE 3-16

SUB-SLAB VAPOR SAMPLE RESULTS, BUILDING B, OCTOBER 2009
LOCKHEED MARTIN MIDDLE RIVER COMPLEX
MIDDLE RIVER, MARYLAND

Analyte	Analyte	Result (ug/m^3)	Qualifier	Target Shallow Soil Gas Concentration[(1)]
ISG-04-B-7	1,1-DICHLOROETHANE	0.26	J	770
ISG-04-B-7	1,1-DICHLOROETHENE	0.052	U	8800
ISG-04-B-7	1,2,4-TRICHLOROBENZENE	0.29	U	180
ISG-04-B-7	1,2-DICHLOROETHANE	0.077	U	47
ISG-04-B-7	BENZENE	0.36		160
ISG-04-B-7	CARBON TETRACHLORIDE	0.77		82
ISG-04-B-7	CHLOROFORM	1.2		53
ISG-04-B-7	CIS-1,2-DICHLOROETHENE	5.2		----
ISG-04-B-7	DICHLORODIFLUOROMETHANE	2.4		8800
ISG-04-B-7	ETHYLBENZENE	0.55		490
ISG-04-B-7	METHYL TERT-BUTYL ETHER	0.25	U	4700
ISG-04-B-7	METHYLENE CHLORIDE	0.67	B	2600
ISG-04-B-7	NAPHTHALENE	3.6	J	36
ISG-04-B-7	TETRACHLOROETHENE	1.4		210
ISG-04-B-7	TOLUENE	15		220000
ISG-04-B-7	TOTAL XYLENES	3.1		4400
ISG-04-B-7	TRANS-1,2-DICHLOROETHENE	0.38		2600
ISG-04-B-7	TRICHLOROETHENE	26		250[M]
ISG-04-B-7	VINYL CHLORIDE	0.074	U	280
ISG-05-B-7	1,1-DICHLOROETHANE	0.04	U	770
ISG-05-B-7	1,1-DICHLOROETHENE	0.052	U	8800
ISG-05-B-7	1,2,4-TRICHLOROBENZENE	0.29	U	180
ISG-05-B-7	1,2-DICHLOROETHANE	0.077	U	47
ISG-05-B-7	BENZENE	0.52		160
ISG-05-B-7	CARBON TETRACHLORIDE	0.46	J	82
ISG-05-B-7	CHLOROFORM	1.1		53
ISG-05-B-7	CIS-1,2-DICHLOROETHENE	0.095	U	----
ISG-05-B-7	DICHLORODIFLUOROMETHANE	2.4		8800
ISG-05-B-7	ETHYLBENZENE	6.6		490
ISG-05-B-7	METHYL TERT-BUTYL ETHER	0.25	U	4700
ISG-05-B-7	METHYLENE CHLORIDE	0.63	B	2600
ISG-05-B-7	NAPHTHALENE	1.4	J	36
ISG-05-B-7	TETRACHLOROETHENE	0.46	J	210
ISG-05-B-7	TOLUENE	110		220000
ISG-05-B-7	TOTAL XYLENES	24.7		4400
ISG-05-B-7	TRANS-1,2-DICHLOROETHENE	0.079	U	2600
ISG-05-B-7	TRICHLOROETHENE	1		250[M]
ISG-05-B-7	VINYL CHLORIDE	0.074	U	280
ISG-06-B-7	1,1-DICHLOROETHANE	0.04	U	770
ISG-06-B-7	1,1-DICHLOROETHENE	0.052	U	8800
ISG-06-B-7	1,2,4-TRICHLOROBENZENE	0.29	U	180
ISG-06-B-7	1,2-DICHLOROETHANE	0.077	U	47

TABLE 3-16

SUB-SLAB VAPOR SAMPLE RESULTS, BUILDING B, OCTOBER 2009
LOCKHEED MARTIN MIDDLE RIVER COMPLEX
MIDDLE RIVER, MARYLAND

Analyte	Analyte	Result (ug/m^3)	Qualifier	Target Shallow Soil Gas Concentration[(1)]
ISG-06-B-7	BENZENE	0.44		160
ISG-06-B-7	CARBON TETRACHLORIDE	0.67		82
ISG-06-B-7	CHLOROFORM	0.17	J	53
ISG-06-B-7	CIS-1,2-DICHLOROETHENE	0.095	U	----
ISG-06-B-7	DICHLORODIFLUOROMETHANE	2.5		8800
ISG-06-B-7	ETHYLBENZENE	2.8		490
ISG-06-B-7	METHYL TERT-BUTYL ETHER	0.25	U	4700
ISG-06-B-7	METHYLENE CHLORIDE	1.1	B	2600
ISG-06-B-7	NAPHTHALENE	5.2	J	36
ISG-06-B-7	TETRACHLOROETHENE	1.1		210
ISG-06-B-7	TOLUENE	210		220000
ISG-06-B-7	TOTAL XYLENES	15.2		4400
ISG-06-B-7	TRANS-1,2-DICHLOROETHENE	0.079	U	2600
ISG-06-B-7	TRICHLOROETHENE	3.6		250[M]
ISG-06-B-7	VINYL CHLORIDE	0.074	U	280
ISG-07-B-7	1,1-DICHLOROETHANE	0.07	J	770
ISG-07-B-7	1,1-DICHLOROETHENE	0.052	U	8800
ISG-07-B-7	1,2,4-TRICHLOROBENZENE	0.29	U	180
ISG-07-B-7	1,2-DICHLOROETHANE	0.077	U	47
ISG-07-B-7	BENZENE	0.67		160
ISG-07-B-7	CARBON TETRACHLORIDE	0.42	J	82
ISG-07-B-7	CHLOROFORM	5.6		53
ISG-07-B-7	CIS-1,2-DICHLOROETHENE	0.095	U	----
ISG-07-B-7	DICHLORODIFLUOROMETHANE	1.6		8800
ISG-07-B-7	ETHYLBENZENE	0.42		490
ISG-07-B-7	METHYL TERT-BUTYL ETHER	0.25	U	4700
ISG-07-B-7	METHYLENE CHLORIDE	0.93	B	2600
ISG-07-B-7	NAPHTHALENE	2.3	J	36
ISG-07-B-7	TETRACHLOROETHENE	5.8		210
ISG-07-B-7	TOLUENE	2.1		220000
ISG-07-B-7	TOTAL XYLENES	2.17		4400
ISG-07-B-7	TRANS-1,2-DICHLOROETHENE	0.079	U	2600
ISG-07-B-7	TRICHLOROETHENE	2.5		250[M]
ISG-07-B-7	VINYL CHLORIDE	0.074	U	280
ISG-09-B-7	1,1-DICHLOROETHANE	0.04	U	770
ISG-09-B-7	1,1-DICHLOROETHENE	0.052	U	8800
ISG-09-B-7	1,2,4-TRICHLOROBENZENE	0.29	U	180
ISG-09-B-7	1,2-DICHLOROETHANE	0.077	U	47
ISG-09-B-7	BENZENE	0.23	J	160
ISG-09-B-7	CARBON TETRACHLORIDE	7.1		82
ISG-09-B-7	CHLOROFORM	0.7		53
ISG-09-B-7	CIS-1,2-DICHLOROETHENE	0.095	U	----

TABLE 3-16

SUB-SLAB VAPOR SAMPLE RESULTS, BUILDING B, OCTOBER 2009
LOCKHEED MARTIN MIDDLE RIVER COMPLEX
MIDDLE RIVER, MARYLAND

Analyte	Analyte	Result (ug/m^3)	Qualifier	Target Shallow Soil Gas Concentration[(1)]
ISG-09-B-7	DICHLORODIFLUOROMETHANE	2.9		8800
ISG-09-B-7	ETHYLBENZENE	1.2		490
ISG-09-B-7	METHYL TERT-BUTYL ETHER	0.25	U	4700
ISG-09-B-7	METHYLENE CHLORIDE	0.72	B	2600
ISG-09-B-7	NAPHTHALENE	0.25	J	36
ISG-09-B-7	TETRACHLOROETHENE	3.3		210
ISG-09-B-7	TOLUENE	59		220000
ISG-09-B-7	TOTAL XYLENES	7.3		4400
ISG-09-B-7	TRANS-1,2-DICHLOROETHENE	0.079	U	2600
ISG-09-B-7	TRICHLOROETHENE	0.49		250^{M}
ISG-09-B-7	VINYL CHLORIDE	0.074	U	280
ISG-09-B-7-D	1,1-DICHLOROETHANE	0.04	U	770
ISG-09-B-7-D	1,1-DICHLOROETHENE	0.052	U	8800
ISG-09-B-7-D	1,2,4-TRICHLOROBENZENE	0.29	U	180
ISG-09-B-7-D	1,2-DICHLOROETHANE	0.077	U	47
ISG-09-B-7-D	BENZENE	0.4		160
ISG-09-B-7-D	CARBON TETRACHLORIDE	8.8		82
ISG-09-B-7-D	CHLOROFORM	1.8		53
ISG-09-B-7-D	CIS-1,2-DICHLOROETHENE	0.095	U	----
ISG-09-B-7-D	DICHLORODIFLUOROMETHANE	2.6		8800
ISG-09-B-7-D	ETHYLBENZENE	2		490
ISG-09-B-7-D	METHYL TERT-BUTYL ETHER	0.25	U	4700
ISG-09-B-7-D	METHYLENE CHLORIDE	1.3	B	2600
ISG-09-B-7-D	NAPHTHALENE	2.5	J	36
ISG-09-B-7-D	TETRACHLOROETHENE	3.2		210
ISG-09-B-7-D	TOLUENE	73		220000
ISG-09-B-7-D	TOTAL XYLENES	8.9		4400
ISG-09-B-7-D	TRANS-1,2-DICHLOROETHENE	0.079	U	2600
ISG-09-B-7-D	TRICHLOROETHENE	0.57		250^{M}
ISG-09-B-7-D	VINYL CHLORIDE	0.074	U	280
ISG-10-B-7	1,1-DICHLOROETHANE	0.18	J	770
ISG-10-B-7	1,1-DICHLOROETHENE	0.052	U	8800
ISG-10-B-7	1,2,4-TRICHLOROBENZENE	0.29	U	180
ISG-10-B-7	1,2-DICHLOROETHANE	0.077	U	47
ISG-10-B-7	BENZENE	0.67		160
ISG-10-B-7	CARBON TETRACHLORIDE	0.48	J	82
ISG-10-B-7	CHLOROFORM	0.83		53
ISG-10-B-7	CIS-1,2-DICHLOROETHENE	0.65		----
ISG-10-B-7	DICHLORODIFLUOROMETHANE	2.6		8800
ISG-10-B-7	ETHYLBENZENE	2.4		490
ISG-10-B-7	METHYL TERT-BUTYL ETHER	0.25	U	4700
ISG-10-B-7	METHYLENE CHLORIDE	0.91	B	2600

TABLE 3-16

SUB-SLAB VAPOR SAMPLE RESULTS, BUILDING B, OCTOBER 2009
LOCKHEED MARTIN MIDDLE RIVER COMPLEX
MIDDLE RIVER, MARYLAND

Analyte	Analyte	Result (ug/m^3)	Qualifier	Target Shallow Soil Gas Concentration[(1)]
ISG-10-B-7	NAPHTHALENE	3.9	J	36
ISG-10-B-7	TETRACHLOROETHENE	2.7		210
ISG-10-B-7	TOLUENE	15		220000
ISG-10-B-7	TOTAL XYLENES	13.2		4400
ISG-10-B-7	TRANS-1,2-DICHLOROETHENE	0.079	U	2600
ISG-10-B-7	TRICHLOROETHENE	44		250[M]
ISG-10-B-7	VINYL CHLORIDE	0.074	U	280
SV-B-2-7	1,1-DICHLOROETHANE	0.093	J	770
SV-B-2-7	1,1-DICHLOROETHENE	0.052	U	8800
SV-B-2-7	1,2,4-TRICHLOROBENZENE	1.4	J	180
SV-B-2-7	1,2-DICHLOROETHANE	0.077	U	47
SV-B-2-7	BENZENE	0.75		160
SV-B-2-7	CARBON TETRACHLORIDE	0.65		82
SV-B-2-7	CHLOROFORM	3.1		53
SV-B-2-7	CIS-1,2-DICHLOROETHENE	0.095	U	----
SV-B-2-7	DICHLORODIFLUOROMETHANE	2.5		8800
SV-B-2-7	ETHYLBENZENE	1.2		490
SV-B-2-7	METHYL TERT-BUTYL ETHER	0.25	U	4700
SV-B-2-7	METHYLENE CHLORIDE	0.88	B	2600
SV-B-2-7	NAPHTHALENE	0.38	J	36
SV-B-2-7	TETRACHLOROETHENE	7.1		210
SV-B-2-7	TOLUENE	3.9		220000
SV-B-2-7	TOTAL XYLENES	5.3		4400
SV-B-2-7	TRANS-1,2-DICHLOROETHENE	0.079	U	2600
SV-B-2-7	TRICHLOROETHENE	2.2		250[M]
SV-B-2-7	VINYL CHLORIDE	0.074	U	280
SV-B-3-7	1,1-DICHLOROETHANE	0.04	U	770
SV-B-3-7	1,1-DICHLOROETHENE	0.052	U	8800
SV-B-3-7	1,2,4-TRICHLOROBENZENE	0.29	U	180
SV-B-3-7	1,2-DICHLOROETHANE	0.077	U	47
SV-B-3-7	BENZENE	0.62		160
SV-B-3-7	CARBON TETRACHLORIDE	0.51		82
SV-B-3-7	CHLOROFORM	0.4		53
SV-B-3-7	CIS-1,2-DICHLOROETHENE	0.095	U	----
SV-B-3-7	DICHLORODIFLUOROMETHANE	2.5		8800
SV-B-3-7	ETHYLBENZENE	2.4		490
SV-B-3-7	METHYL TERT-BUTYL ETHER	0.25	U	4700
SV-B-3-7	METHYLENE CHLORIDE	1.2	B	2600
SV-B-3-7	NAPHTHALENE	0.52	J	36
SV-B-3-7	TETRACHLOROETHENE	0.27	J	210
SV-B-3-7	TOLUENE	7.1		220000
SV-B-3-7	TOTAL XYLENES	5.9		4400

TABLE 3-16

SUB-SLAB VAPOR SAMPLE RESULTS, BUILDING B, OCTOBER 2009
LOCKHEED MARTIN MIDDLE RIVER COMPLEX
MIDDLE RIVER, MARYLAND

Analyte	Analyte	Result (ug/m^3)	Qualifier	Target Shallow Soil Gas Concentration[(1)]
SV-B-3-7	TRANS-1,2-DICHLOROETHENE	0.079	U	2600
SV-B-3-7	TRICHLOROETHENE	0.2	J	250[M]
SV-B-3-7	VINYL CHLORIDE	0.074	U	280
SV-B-4-7	1,1-DICHLOROETHANE	0.04	U	770
SV-B-4-7	1,1-DICHLOROETHENE	0.052	U	8800
SV-B-4-7	1,2,4-TRICHLOROBENZENE	0.29	U	180
SV-B-4-7	1,2-DICHLOROETHANE	0.077	U	47
SV-B-4-7	BENZENE	0.62		160
SV-B-4-7	CARBON TETRACHLORIDE	0.52		82
SV-B-4-7	CHLOROFORM	0.54		53
SV-B-4-7	CIS-1,2-DICHLOROETHENE	0.095	U	----
SV-B-4-7	DICHLORODIFLUOROMETHANE	2.4		8800
SV-B-4-7	ETHYLBENZENE	7.5		490
SV-B-4-7	METHYL TERT-BUTYL ETHER	0.25	U	4700
SV-B-4-7	METHYLENE CHLORIDE	1	B	2600
SV-B-4-7	NAPHTHALENE	0.74	J	36
SV-B-4-7	TETRACHLOROETHENE	0.73		210
SV-B-4-7	TOLUENE	90		220000
SV-B-4-7	TOTAL XYLENES	27		4400
SV-B-4-7	TRANS-1,2-DICHLOROETHENE	0.079	U	2600
SV-B-4-7	TRICHLOROETHENE	0.22		250[M]
SV-B-4-7	VINYL CHLORIDE	0.074	U	280
SV-B-5-7	1,1-DICHLOROETHANE	0.04	U	770
SV-B-5-7	1,1-DICHLOROETHENE	0.052	U	8800
SV-B-5-7	1,2,4-TRICHLOROBENZENE	0.29	U	180
SV-B-5-7	1,2-DICHLOROETHANE	0.077	U	47
SV-B-5-7	BENZENE	0.77		160
SV-B-5-7	CARBON TETRACHLORIDE	0.58		82
SV-B-5-7	CHLOROFORM	0.45		53
SV-B-5-7	CIS-1,2-DICHLOROETHENE	0.095	U	----
SV-B-5-7	DICHLORODIFLUOROMETHANE	2.4		8800
SV-B-5-7	ETHYLBENZENE	5.2		490
SV-B-5-7	METHYL TERT-BUTYL ETHER	0.25	U	4700
SV-B-5-7	METHYLENE CHLORIDE	0.88	B	2600
SV-B-5-7	NAPHTHALENE	1	J	36
SV-B-5-7	TETRACHLOROETHENE	0.79		210
SV-B-5-7	TOLUENE	94		220000
SV-B-5-7	TOTAL XYLENES	13.4		4400
SV-B-5-7	TRANS-1,2-DICHLOROETHENE	0.079	U	2600
SV-B-5-7	TRICHLOROETHENE	0.26		250[M]
SV-B-5-7	VINYL CHLORIDE	0.074	U	280

TABLE 3-16

SUB-SLAB VAPOR SAMPLE RESULTS, BUILDING B, OCTOBER 2009
LOCKHEED MARTIN MIDDLE RIVER COMPLEX
MIDDLE RIVER, MARYLAND

Analyte	Analyte	Result (ug/m^3)	Qualifier	Target Shallow Soil Gas Concentration[(1)]
SV-B-6-7	1,1-DICHLOROETHANE	0.04	U	770
SV-B-6-7	1,1-DICHLOROETHENE	0.052	U	8800
SV-B-6-7	1,2,4-TRICHLOROBENZENE	0.29	U	180
SV-B-6-7	1,2-DICHLOROETHANE	0.077	U	47
SV-B-6-7	BENZENE	0.86		160
SV-B-6-7	CARBON TETRACHLORIDE	0.57		82
SV-B-6-7	CHLOROFORM	0.52		53
SV-B-6-7	CIS-1,2-DICHLOROETHENE	0.095	U	----
SV-B-6-7	DICHLORODIFLUOROMETHANE	2.3		8800
SV-B-6-7	ETHYLBENZENE	3.4		490
SV-B-6-7	METHYL TERT-BUTYL ETHER	0.25	U	4700
SV-B-6-7	METHYLENE CHLORIDE	0.69	B	2600
SV-B-6-7	NAPHTHALENE	0.53	J	36
SV-B-6-7	TETRACHLOROETHENE	1.9		210
SV-B-6-7	TOLUENE	120		220000
SV-B-6-7	TOTAL XYLENES	13.2		4400
SV-B-6-7	TRANS-1,2-DICHLOROETHENE	0.079	U	2600
SV-B-6-7	TRICHLOROETHENE	0.26		250[M]
SV-B-6-7	VINYL CHLORIDE	0.074	U	280

Notes:
U = nondetect J = estimated B = blank contaminated
(1) Screening values derived in accordance with Draft Guidance for Evaluating the Vapor Intrusion to Indoor air Pathway from Groundwater and Soils November 2002. Sceening values = EPA Industrial Air Screening Values ÷ 0.1 attenutation factor and correspond to a target cancer risk level of 1.0E-05.
Gray shaded values exceed screening value
SV - Sub-slab vapor
ug/m^3 - micrograms per cubic meter
M = screening value based on MDE IAQ target concentration of 25 ug/m3 divided by attenuation factor of 0.1
---- = not available

TABLE 3-17

CO-LOCATED
SUB-SLAB VAPOR AND IAQ SAMPLE RESULTS, BUILDING B, OCTOBER 2009
LOCKHEED MARTIN MIDDLE RIVER COMPLEX
MIDDLE RIVER, MARYLAND

Analyte	Sub-Slab Vapor Sample ID	Result (ug/m^3)	Qualifier	Co-Located IAQ Sample ID	Result (ug/m^3)	Qualifier			
1,1-DICHLOROETHANE	SV-B-4-7	0.04	U	IAQ-B12-7	0.07	J			
1,1-DICHLOROETHENE	SV-B-4-7	0.052	U	IAQ-B12-7	0.052	U			
1,2,4-TRICHLOROBENZENE	SV-B-4-7	0.29	U	IAQ-B12-7	0.29	U			
1,2-DICHLOROETHANE	SV-B-4-7	0.077	U	IAQ-B12-7	0.077	U			
BENZENE	SV-B-4-7	0.62		IAQ-B12-7	0.26				
CARBON TETRACHLORIDE	SV-B-4-7	0.52		IAQ-B12-7	0.28	J			
CHLOROFORM	SV-B-4-7	0.54		IAQ-B12-7	0.45				
CIS-1,2-DICHLOROETHENE	SV-B-4-7	0.095	U	IAQ-B12-7	0.095	U			
DICHLORODIFLUOROMETHANE	SV-B-4-7	2.4		IAQ-B12-7	2.8				
ETHYLBENZENE	SV-B-4-7	7.5		IAQ-B12-7	0.12	U			
METHYL TERT-BUTYL ETHER	SV-B-4-7	0.25	U	IAQ-B12-7	0.25	U			
METHYLENE CHLORIDE	SV-B-4-7	1	B	IAQ-B12-7	0.93				
NAPHTHALENE	SV-B-4-7	0.74	J	IAQ-B12-7	0.19	U			
TETRACHLOROETHENE	SV-B-4-7	0.73		IAQ-B12-7	0.26	J			
TOLUENE	SV-B-4-7	90		IAQ-B12-7	1.6				
TOTAL XYLENES	SV-B-4-7	27		IAQ-B12-7	0.32	U			
TRANS-1,2-DICHLOROETHENE	SV-B-4-7	0.079	U	IAQ-B12-7	0.079	U			
TRICHLOROETHENE	SV-B-4-7	0.22		IAQ-B12-7	0.086	J			
VINYL CHLORIDE	SV-B-4-7	0.074	U	IAQ-B12-7	0.074	U			
1,1-DICHLOROETHANE	SV-B-6-7	0.04	U	IAQ-B13-7	0.04	U			
1,1-DICHLOROETHENE	SV-B-6-7	0.052	U	IAQ-B13-7	0.052	U			
1,2,4-TRICHLOROBENZENE	SV-B-6-7	0.29	U	IAQ-B13-7	0.29	U			
1,2-DICHLOROETHANE	SV-B-6-7	0.077	U	IAQ-B13-7	0.077	U			
BENZENE	SV-B-6-7	0.86		IAQ-B13-7	0.58				
CARBON TETRACHLORIDE	SV-B-6-7	0.57		IAQ-B13-7	0.58	J			
CHLOROFORM	SV-B-6-7	0.52		IAQ-B13-7	0.55				
CIS-1,2-DICHLOROETHENE	SV-B-6-7	0.095	U	IAQ-B13-7	0.095	U			
DICHLORODIFLUOROMETHANE	SV-B-6-7	2.3		IAQ-B13-7	2.5				
ETHYLBENZENE	SV-B-6-7	3.4		IAQ-B13-7	3.4				
METHYL TERT-BUTYL ETHER	SV-B-6-7	0.25	U	IAQ-B13-7	0.25	U			
METHYLENE CHLORIDE	SV-B-6-7	0.69	B	IAQ-B13-7	2.7				
NAPHTHALENE	SV-B-6-7	0.53	J	IAQ-B13-7	0.85	J			
TETRACHLOROETHENE	SV-B-6-7	1.9		IAQ-B13-7	1.1				
TOLUENE	SV-B-6-7	120		IAQ-B13-7	110				
TOTAL XYLENES	SV-B-6-7	13.2		IAQ-B13-7	13				
TRANS-1,2-DICHLOROETHENE	SV-B-6-7	0.079	U	IAQ-B13-7	0.079	U			
TRICHLOROETHENE	SV-B-6-7	0.26		IAQ-B13-7	0.24				
VINYL CHLORIDE	SV-B-6-7	0.074	U	IAQ-B13-7	0.074	U			
1,1-DICHLOROETHANE	ISG-09-B-7	0.04	U	ISG-09-B-7-D	0.04	U	IAQ-B1-7	0.04	U
1,1-DICHLOROETHENE	ISG-09-B-7	0.052	U	ISG-09-B-7-D	0.052	U	IAQ-B1-7	0.052	U
1,2,4-TRICHLOROBENZENE	ISG-09-B-7	0.29	U	ISG-09-B-7-D	0.29	U	IAQ-B1-7	0.29	U
1,2-DICHLOROETHANE	ISG-09-B-7	0.077	U	ISG-09-B-7-D	0.077	U	IAQ-B1-7	0.077	U
BENZENE	ISG-09-B-7	0.23	J	ISG-09-B-7-D	0.4		IAQ-B1-7	0.56	
CARBON TETRACHLORIDE	ISG-09-B-7	7.1		ISG-09-B-7-D	8.8		IAQ-B1-7	0.56	J
CHLOROFORM	ISG-09-B-7	0.7		ISG-09-B-7-D	1.8		IAQ-B1-7	0.34	J
CIS-1,2-DICHLOROETHENE	ISG-09-B-7	0.095	U	ISG-09-B-7-D	0.095	U	IAQ-B1-7	0.095	U
DICHLORODIFLUOROMETHANE	ISG-09-B-7	2.9		ISG-09-B-7-D	2.6		IAQ-B1-7	2.4	
ETHYLBENZENE	ISG-09-B-7	1.2		ISG-09-B-7-D	2		IAQ-B1-7	1.2	
METHYL TERT-BUTYL ETHER	ISG-09-B-7	0.25	U	ISG-09-B-7-D	0.25	U	IAQ-B1-7	0.25	U
METHYLENE CHLORIDE	ISG-09-B-7	0.72	B	ISG-09-B-7-D	1.3	B	IAQ-B1-7	5	
NAPHTHALENE	ISG-09-B-7	0.25	J	ISG-09-B-7-D	2.5	J	IAQ-B1-7	0.98	J
TETRACHLOROETHENE	ISG-09-B-7	3.3		ISG-09-B-7-D	3.2		IAQ-B1-7	0.38	J
TOLUENE	ISG-09-B-7	59		ISG-09-B-7-D	73		IAQ-B1-7	41	
TOTAL XYLENES	ISG-09-B-7	7.3		ISG-09-B-7-D	8.9		IAQ-B1-7	5.2	
TRANS-1,2-DICHLOROETHENE	ISG-09-B-7	0.079	U	ISG-09-B-7-D	0.079	U	IAQ-B1-7	0.079	U
TRICHLOROETHENE	ISG-09-B-7	0.49		ISG-09-B-7-D	0.57		IAQ-B1-7	0.18	J
VINYL CHLORIDE	ISG-09-B-7	0.074	U	ISG-09-B-7-D	0.074	U	IAQ-B1-7	0.074	U
1,1-DICHLOROETHANE	ISG-10-B-7	0.18	J	IAQ-B2-7	0.04	U			
1,1-DICHLOROETHENE	ISG-10-B-7	0.052	U	IAQ-B2-7	0.052	U			
1,2,4-TRICHLOROBENZENE	ISG-10-B-7	0.29	U	IAQ-B2-7	0.29	U			
1,2-DICHLOROETHANE	ISG-10-B-7	0.077	U	IAQ-B2-7	0.1	J			
BENZENE	ISG-10-B-7	0.67		IAQ-B2-7	0.56				
CARBON TETRACHLORIDE	ISG-10-B-7	0.48	J	IAQ-B2-7	0.54	J			
CHLOROFORM	ISG-10-B-7	0.83		IAQ-B2-7	1.8				
CIS-1,2-DICHLOROETHENE	ISG-10-B-7	0.65		IAQ-B2-7	0.095	U			
DICHLORODIFLUOROMETHANE	ISG-10-B-7	2.6		IAQ-B2-7	2.3				
ETHYLBENZENE	ISG-10-B-7	2.4		IAQ-B2-7	0.71				

TABLE 3-17

CO-LOCATED
SUB-SLAB VAPOR AND IAQ SAMPLE RESULTS, BUILDING B, OCTOBER 2009
LOCKHEED MARTIN MIDDLE RIVER COMPLEX
MIDDLE RIVER, MARYLAND

Analyte	Sub-Slab Vapor Sample ID	Result (ug/m^3)	Qualifier	Co-Located IAQ Sample ID	Result (ug/m^3)	Qualifier
METHYL TERT-BUTYL ETHER	ISG-10-B-7	0.25	U	IAQ-B2-7	0.25	U
METHYLENE CHLORIDE	ISG-10-B-7	0.91	B	IAQ-B2-7	2.7	
NAPHTHALENE	ISG-10-B-7	3.9	J	IAQ-B2-7	0.78	J
TETRACHLOROETHENE	ISG-10-B-7	2.7		IAQ-B2-7	0.2	J
TOLUENE	ISG-10-B-7	15		IAQ-B2-7	5.1	
TOTAL XYLENES	ISG-10-B-7	13.2		IAQ-B2-7	3.8	
TRANS-1,2-DICHLOROETHENE	ISG-10-B-7	0.079	U	IAQ-B2-7	0.079	U
TRICHLOROETHENE	ISG-10-B-7	44		IAQ-B2-7	0.16	J
VINYL CHLORIDE	ISG-10-B-7	0.074	U	IAQ-B2-7	0.074	U
1,1-DICHLOROETHANE	SV-B-2-7	0.093	J	IAQ-B4-7	0.04	U
1,1-DICHLOROETHENE	SV-B-2-7	0.052	U	IAQ-B4-7	0.052	U
1,2,4-TRICHLOROBENZENE	SV-B-2-7	1.4	J	IAQ-B4-7	0.29	U
1,2-DICHLOROETHANE	SV-B-2-7	0.077	U	IAQ-B4-7	0.1	J
BENZENE	SV-B-2-7	0.75		IAQ-B4-7	0.55	
CARBON TETRACHLORIDE	SV-B-2-7	0.65		IAQ-B4-7	0.55	J
CHLOROFORM	SV-B-2-7	3.1		IAQ-B4-7	1.6	
CIS-1,2-DICHLOROETHENE	SV-B-2-7	0.095	U	IAQ-B4-7	0.11	J
DICHLORODIFLUOROMETHANE	SV-B-2-7	2.5		IAQ-B4-7	2.3	
ETHYLBENZENE	SV-B-2-7	1.2		IAQ-B4-7	0.93	
METHYL TERT-BUTYL ETHER	SV-B-2-7	0.25	U	IAQ-B4-7	0.25	U
METHYLENE CHLORIDE	SV-B-2-7	0.88	B	IAQ-B4-7	1.5	
NAPHTHALENE	SV-B-2-7	0.38	J	IAQ-B4-7	1.5	
TETRACHLOROETHENE	SV-B-2-7	7.1		IAQ-B4-7	0.47	J
TOLUENE	SV-B-2-7	3.9		IAQ-B4-7	7.2	
TOTAL XYLENES	SV-B-2-7	5.3		IAQ-B4-7	5.1	
TRANS-1,2-DICHLOROETHENE	SV-B-2-7	0.079	U	IAQ-B4-7	0.079	U
TRICHLOROETHENE	SV-B-2-7	2.2		IAQ-B4-7	0.17	J
VINYL CHLORIDE	SV-B-2-7	0.074	U	IAQ-B4-7	0.074	U
1,1-DICHLOROETHANE	SV-B-1-7	NA	NA	IAQ-B6-7	0.04	U
1,1-DICHLOROETHENE	SV-B-1-7	NA	NA	IAQ-B6-7	0.052	U
1,2,4-TRICHLOROBENZENE	SV-B-1-7	NA	NA	IAQ-B6-7	0.29	U
1,2-DICHLOROETHANE	SV-B-1-7	NA	NA	IAQ-B6-7	0.084	J
BENZENE	SV-B-1-7	NA	NA	IAQ-B6-7	0.73	
CARBON TETRACHLORIDE	SV-B-1-7	NA	NA	IAQ-B6-7	0.62	J
CHLOROFORM	SV-B-1-7	NA	NA	IAQ-B6-7	0.53	
CIS-1,2-DICHLOROETHENE	SV-B-1-7	NA	NA	IAQ-B6-7	0.095	U
DICHLORODIFLUOROMETHANE	SV-B-1-7	NA	NA	IAQ-B6-7	2.8	
ETHYLBENZENE	SV-B-1-7	NA	NA	IAQ-B6-7	1.8	
METHYL TERT-BUTYL ETHER	SV-B-1-7	NA	NA	IAQ-B6-7	0.25	U
METHYLENE CHLORIDE	SV-B-1-7	NA	NA	IAQ-B6-7	1.6	
NAPHTHALENE	SV-B-1-7	NA	NA	IAQ-B6-7	2.4	
TETRACHLOROETHENE	SV-B-1-7	NA	NA	IAQ-B6-7	0.34	J
TOLUENE	SV-B-1-7	NA	NA	IAQ-B6-7	31	
TOTAL XYLENES	SV-B-1-7	NA	NA	IAQ-B6-7	8.2	
TRANS-1,2-DICHLOROETHENE	SV-B-1-7	NA	NA	IAQ-B6-7	0.079	U
TRICHLOROETHENE	SV-B-1-7	NA	NA	IAQ-B6-7	0.22	
VINYL CHLORIDE	SV-B-1-7	NA	NA	IAQ-B6-7	0.074	U
1,1-DICHLOROETHANE	ISG-07-B-7	0.07	J	IAQ-B3-7	0.04	U
1,1-DICHLOROETHENE	ISG-07-B-7	0.052	U	IAQ-B3-7	0.052	U
1,2,4-TRICHLOROBENZENE	ISG-07-B-7	0.29	U	IAQ-B3-7	0.29	U
1,2-DICHLOROETHANE	ISG-07-B-7	0.077	U	IAQ-B3-7	0.077	U
BENZENE	ISG-07-B-7	0.67		IAQ-B3-7	0.5	
CARBON TETRACHLORIDE	ISG-07-B-7	0.42	J	IAQ-B3-7	0.54	J
CHLOROFORM	ISG-07-B-7	5.6		IAQ-B3-7	0.66	
CIS-1,2-DICHLOROETHENE	ISG-07-B-7	0.095	U	IAQ-B3-7	0.095	U
DICHLORODIFLUOROMETHANE	ISG-07-B-7	1.6		IAQ-B3-7	2.5	
ETHYLBENZENE	ISG-07-B-7	0.42		IAQ-B3-7	1.3	
METHYL TERT-BUTYL ETHER	ISG-07-B-7	0.25	U	IAQ-B3-7	0.25	U
METHYLENE CHLORIDE	ISG-07-B-7	0.93	B	IAQ-B3-7	3.4	
NAPHTHALENE	ISG-07-B-7	2.3	J	IAQ-B3-7	0.19	U
TETRACHLOROETHENE	ISG-07-B-7	5.8		IAQ-B3-7	0.75	
TOLUENE	ISG-07-B-7	2.1		IAQ-B3-7	26	
TOTAL XYLENES	ISG-07-B-7	2.17		IAQ-B3-7	3.91	
TRANS-1,2-DICHLOROETHENE	ISG-07-B-7	0.079	U	IAQ-B3-7	0.079	U
TRICHLOROETHENE	ISG-07-B-7	2.5		IAQ-B3-7	0.19	J
VINYL CHLORIDE	ISG-07-B-7	0.074	U	IAQ-B3-7	0.074	U

TABLE 3-17

CO-LOCATED
SUB-SLAB VAPOR AND IAQ SAMPLE RESULTS, BUILDING B, OCTOBER 2009
LOCKHEED MARTIN MIDDLE RIVER COMPLEX
MIDDLE RIVER, MARYLAND

Analyte	Sub-Slab Vapor Sample ID	Result (ug/m^3)	Qualifier	Co-Located IAQ Sample ID	Result (ug/m^3)	Qualifier
1,1-DICHLOROETHANE	SV-B-3-7	0.04	U	IAQ-B5-7	0.04	U
1,1-DICHLOROETHENE	SV-B-3-7	0.052	U	IAQ-B5-7	0.052	U
1,2,4-TRICHLOROBENZENE	SV-B-3-7	0.29	U	IAQ-B5-7	0.29	U
1,2-DICHLOROETHANE	SV-B-3-7	0.077	U	IAQ-B5-7	0.13	J
BENZENE	SV-B-3-7	0.62		IAQ-B5-7	0.62	
CARBON TETRACHLORIDE	SV-B-3-7	0.51		IAQ-B5-7	0.56	J
CHLOROFORM	SV-B-3-7	0.4		IAQ-B5-7	0.51	
CIS-1,2-DICHLOROETHENE	SV-B-3-7	0.095	U	IAQ-B5-7	0.095	U
DICHLORODIFLUOROMETHANE	SV-B-3-7	2.5		IAQ-B5-7	2.5	
ETHYLBENZENE	SV-B-3-7	2.4		IAQ-B5-7	1.5	
METHYL TERT-BUTYL ETHER	SV-B-3-7	0.25	U	IAQ-B5-7	0.25	U
METHYLENE CHLORIDE	SV-B-3-7	1.2	B	IAQ-B5-7	2.7	
NAPHTHALENE	SV-B-3-7	0.52	J	IAQ-B5-7	0.23	J
TETRACHLOROETHENE	SV-B-3-7	0.27	J	IAQ-B5-7	0.3	J
TOLUENE	SV-B-3-7	7.1		IAQ-B5-7	21	
TOTAL XYLENES	SV-B-3-7	5.9		IAQ-B5-7	6.7	
TRANS-1,2-DICHLOROETHENE	SV-B-3-7	0.079	U	IAQ-B5-7	0.079	U
TRICHLOROETHENE	SV-B-3-7	0.2	J	IAQ-B5-7	0.19	J
VINYL CHLORIDE	SV-B-3-7	0.074	U	IAQ-B5-7	0.074	U
1,1-DICHLOROETHANE	ISG-06-B-7	0.04	U	IAQ-B7-7	0.04	U
1,1-DICHLOROETHENE	ISG-06-B-7	0.052	U	IAQ-B7-7	0.052	U
1,2,4-TRICHLOROBENZENE	ISG-06-B-7	0.29	U	IAQ-B7-7	0.46	J
1,2-DICHLOROETHANE	ISG-06-B-7	0.077	U	IAQ-B7-7	0.077	U
BENZENE	ISG-06-B-7	0.44		IAQ-B7-7	0.47	
CARBON TETRACHLORIDE	ISG-06-B-7	0.67		IAQ-B7-7	0.56	J
CHLOROFORM	ISG-06-B-7	0.17	J	IAQ-B7-7	0.31	J
CIS-1,2-DICHLOROETHENE	ISG-06-B-7	0.095	U	IAQ-B7-7	0.095	U
DICHLORODIFLUOROMETHANE	ISG-06-B-7	2.5		IAQ-B7-7	2.3	
ETHYLBENZENE	ISG-06-B-7	2.8		IAQ-B7-7	2.2	
METHYL TERT-BUTYL ETHER	ISG-06-B-7	0.25	U	IAQ-B7-7	0.25	U
METHYLENE CHLORIDE	ISG-06-B-7	1.1	B	IAQ-B7-7	2.1	
NAPHTHALENE	ISG-06-B-7	5.2	J	IAQ-B7-7	0.41	J
TETRACHLOROETHENE	ISG-06-B-7	1.1		IAQ-B7-7	0.43	J
TOLUENE	ISG-06-B-7	210		IAQ-B7-7	66	
TOTAL XYLENES	ISG-06-B-7	15.2		IAQ-B7-7	7.5	
TRANS-1,2-DICHLOROETHENE	ISG-06-B-7	0.079	U	IAQ-B7-7	0.079	U
TRICHLOROETHENE	ISG-06-B-7	3.6		IAQ-B7-7	0.16	J
VINYL CHLORIDE	ISG-06-B-7	0.074	U	IAQ-B7-7	0.074	U
1,1-DICHLOROETHANE	SV-B-5-7	0.04	U	IAQ-B8-7	0.04	U
1,1-DICHLOROETHENE	SV-B-5-7	0.052	U	IAQ-B8-7	0.052	U
1,2,4-TRICHLOROBENZENE	SV-B-5-7	0.29	U	IAQ-B8-7	0.29	U
1,2-DICHLOROETHANE	SV-B-5-7	0.077	U	IAQ-B8-7	0.077	U
BENZENE	SV-B-5-7	0.77		IAQ-B8-7	0.44	
CARBON TETRACHLORIDE	SV-B-5-7	0.58		IAQ-B8-7	0.57	J
CHLOROFORM	SV-B-5-7	0.45		IAQ-B8-7	0.3	J
CIS-1,2-DICHLOROETHENE	SV-B-5-7	0.095	U	IAQ-B8-7	0.095	U
DICHLORODIFLUOROMETHANE	SV-B-5-7	2.4		IAQ-B8-7	2.3	
ETHYLBENZENE	SV-B-5-7	5.2		IAQ-B8-7	2.1	
METHYL TERT-BUTYL ETHER	SV-B-5-7	0.25	U	IAQ-B8-7	0.25	U
METHYLENE CHLORIDE	SV-B-5-7	0.88	B	IAQ-B8-7	0.76	
NAPHTHALENE	SV-B-5-7	1	J	IAQ-B8-7	0.78	J
TETRACHLOROETHENE	SV-B-5-7	0.79		IAQ-B8-7	0.37	J
TOLUENE	SV-B-5-7	94		IAQ-B8-7	60	
TOTAL XYLENES	SV-B-5-7	13.4		IAQ-B8-7	8	
TRANS-1,2-DICHLOROETHENE	SV-B-5-7	0.079	U	IAQ-B8-7	0.079	U
TRICHLOROETHENE	SV-B-5-7	0.26		IAQ-B8-7	0.14	J
VINYL CHLORIDE	SV-B-5-7	0.074	U	IAQ-B8-7	0.074	U
1,1-DICHLOROETHANE	ISG-05-B-7	0.04	U	IAQ-B9-6	0.04	U
1,1-DICHLOROETHENE	ISG-05-B-7	0.052	U	IAQ-B9-6	0.052	U
1,2,4-TRICHLOROBENZENE	ISG-05-B-7	0.29	U	IAQ-B9-6	0.29	U
1,2-DICHLOROETHANE	ISG-05-B-7	0.077	U	IAQ-B9-6	0.077	U
BENZENE	ISG-05-B-7	0.52		IAQ-B9-6	0.46	
CARBON TETRACHLORIDE	ISG-05-B-7	0.46	J	IAQ-B9-6	0.53	J
CHLOROFORM	ISG-05-B-7	1.1		IAQ-B9-6	0.31	J
CIS-1,2-DICHLOROETHENE	ISG-05-B-7	0.095	U	IAQ-B9-6	0.095	U
DICHLORODIFLUOROMETHANE	ISG-05-B-7	2.4		IAQ-B9-6	2.4	
ETHYLBENZENE	ISG-05-B-7	6.6		IAQ-B9-6	2	

TABLE 3-17

CO-LOCATED
SUB-SLAB VAPOR AND IAQ SAMPLE RESULTS, BUILDING B, OCTOBER 2009
LOCKHEED MARTIN MIDDLE RIVER COMPLEX
MIDDLE RIVER, MARYLAND

Analyte	Sub-Slab Vapor Sample ID	Result (ug/m^3)	Qualifier	Co-Located IAQ Sample ID	Result (ug/m^3)	Qualifier
METHYL TERT-BUTYL ETHER	ISG-05-B-7	0.25	U	IAQ-B9-6	0.25	U
METHYLENE CHLORIDE	ISG-05-B-7	0.63	B	IAQ-B9-6	2.6	
NAPHTHALENE	ISG-05-B-7	1.4	J	IAQ-B9-6	1.1	
TETRACHLOROETHENE	ISG-05-B-7	0.46	J	IAQ-B9-6	0.35	J
TOLUENE	ISG-05-B-7	110		IAQ-B9-6	58	
TOTAL XYLENES	ISG-05-B-7	24.7		IAQ-B9-6	7.7	
TRANS-1,2-DICHLOROETHENE	ISG-05-B-7	0.079	U	IAQ-B9-6	0.079	U
TRICHLOROETHENE	ISG-05-B-7	1		IAQ-B9-6	0.13	J
VINYL CHLORIDE	ISG-05-B-7	0.074	U	IAQ-B9-6	0.074	U
1,1-DICHLOROETHANE	SG-04-B-7	0.26	J	IAQ-B10-7	0.04	U
1,1-DICHLOROETHENE	SG-04-B-7	0.052	U	IAQ-B10-7	0.052	U
1,2,4-TRICHLOROBENZENE	SG-04-B-7	0.29	U	IAQ-B10-7	0.29	U
1,2-DICHLOROETHANE	SG-04-B-7	0.077	U	IAQ-B10-7	0.077	U
BENZENE	SG-04-B-7	0.36		IAQ-B10-7	0.49	
CARBON TETRACHLORIDE	SG-04-B-7	0.77		IAQ-B10-7	0.65	J
CHLOROFORM	SG-04-B-7	1.2		IAQ-B10-7	0.36	J
CIS-1,2-DICHLOROETHENE	SG-04-B-7	5.2		IAQ-B10-7	0.095	U
DICHLORODIFLUOROMETHANE	SG-04-B-7	2.4		IAQ-B10-7	2.6	
ETHYLBENZENE	SG-04-B-7	0.55		IAQ-B10-7	1.6	
METHYL TERT-BUTYL ETHER	SG-04-B-7	0.25	U	IAQ-B10-7	0.25	U
METHYLENE CHLORIDE	SG-04-B-7	0.67	B	IAQ-B10-7	0.93	
NAPHTHALENE	SG-04-B-7	3.6	J	IAQ-B10-7	0.71	J
TETRACHLOROETHENE	SG-04-B-7	1.4		IAQ-B10-7	0.29	J
TOLUENE	SG-04-B-7	15		IAQ-B10-7	40	
TOTAL XYLENES	SG-04-B-7	3.1		IAQ-B10-7	6.3	
TRANS-1,2-DICHLOROETHENE	SG-04-B-7	0.38		IAQ-B10-7	0.079	U
TRICHLOROETHENE	SG-04-B-7	26		IAQ-B10-7	0.16	J
VINYL CHLORIDE	SG-04-B-7	0.074	U	IAQ-B10-7	0.074	U

Notes:
J = estimated U = nondetect B = blank contaminated
Gray shaded values exceed screening value
SV - Sub-slab vapor
IAQ = indoor Air Quality
ug/m^3 - micrograms per cubic meter
NA = not applicable

TABLE 3-18

IAQ SAMPLE RESULTS, BUILDING C, OCTOBER 2009
LOCKHEED MARTIN MIDDLE RIVER COMPLEX
MIDDLE RIVER, MARYLAND

Sample ID	Analyte	Result (ug/m^3)	Qualifier	OSHA PEL ug/m3	Industrial Air Screening Level ug/m^3	Key
IAQ-C1-7	1,1-Dichloroethane	0.04	U	4.00E+05	77	ca
IAQ-C1-7	1,1-Dichloroethene	0.052	U	----	880	nc
IAQ-C1-7	1,2,4-Trichlorobenzene	0.29	U	4.00E+04[N]	18	nc
IAQ-C1-7	1,2-Dichloroethane	0.077	U	4.00E+05	4.7	ca
IAQ-C1-7	Benzene	0.44		3.19E+02	16	ca
IAQ-C1-7	Carbon Tetrachloride	0.53	J	6.29E+04	8.2	ca
IAQ-C1-7	Chloroform	0.13	J	2.40E+05	5.3	ca
IAQ-C1-7	Cis-1,2-Dichloroethene	0.095	U	7.90E+05	----	----
IAQ-C1-7	Dichlorodifluoromethane	2.5		4.95E+06	880	nc
IAQ-C1-7	Ethylbenzene	0.5		4.35E+05	49	ca
IAQ-C1-7	Methyl Tert-Butyl Ether	0.25	U	1.80E+05[A]	470	ca
IAQ-C1-7	Methylene Chloride	2.8		8.70E+04	260	ca
IAQ-C1-7	Naphthalene	0.59	J	5.00E+01	3.6	ca
IAQ-C1-7	Tetrachloroethene	1.2		6.78E+05	21	ca
IAQ-C1-7	Toluene	3.4		7.54E+05	22000	nc
IAQ-C1-7	Total Xylenes	2.3		4.34E+05	440	nc
IAQ-C1-7	Trans-1,2-Dichloroethene	0.079	U	7.90E+05	260	nc
IAQ-C1-7	Trichloroethene	0.88		5.37E+05	25[M]	ca
IAQ-C1-7	Vinyl Chloride	0.074	U	2.16E+04	28	ca
IAQ-C2-7	1,1-Dichloroethane	0.04	U	4.00E+05	77	ca
IAQ-C2-7	1,1-Dichloroethene	0.052	U	----	880	nc
IAQ-C2-7	1,2,4-Trichlorobenzene	0.29	U	4.00E+04[N]	18	nc
IAQ-C2-7	1,2-Dichloroethane	0.077	U	4.00E+05	4.7	ca
IAQ-C2-7	Benzene	0.42		3.19E+02	16	ca
IAQ-C2-7	Carbon Tetrachloride	0.54	J	6.29E+04	8.2	ca
IAQ-C2-7	Chloroform	0.12	J	2.40E+05	5.3	ca
IAQ-C2-7	Cis-1,2-Dichloroethene	0.095	U	7.90E+05	----	----
IAQ-C2-7	Dichlorodifluoromethane	2.4		4.95E+06	880	nc
IAQ-C2-7	Ethylbenzene	0.5		4.35E+05	49	ca
IAQ-C2-7	Methyl Tert-Butyl Ether	0.25	U	1.80E+05[A]	470	ca
IAQ-C2-7	Methylene Chloride	0.92		8.70E+04	260	ca
IAQ-C2-7	Naphthalene	0.19	U	5.00E+01	3.6	ca
IAQ-C2-7	Tetrachloroethene	0.44	J	6.78E+05	21	ca

TABLE 3-18

IAQ SAMPLE RESULTS, BUILDING C, OCTOBER 2009
LOCKHEED MARTIN MIDDLE RIVER COMPLEX
MIDDLE RIVER, MARYLAND

Sample ID	Analyte	Result (ug/m^3)	Qualifier	OSHA PEL ug/m3	Industrial Air Screening Level ug/m^3	Key
IAQ-C2-7	Toluene	3.5		7.54E+05	22000	nc
IAQ-C2-7	Total Xylenes	2.29		4.34E+05	440	nc
IAQ-C2-7	Trans-1,2-Dichloroethene	0.079	U	7.90E+05	260	nc
IAQ-C2-7	Trichloroethene	0.22		5.37E+05	25^{M}	ca
IAQ-C2-7	Vinyl Chloride	0.074	U	2.16E+04	28	ca
IAQ-C3-7	1,1-Dichloroethane	0.04	U	4.00E+05	77	ca
IAQ-C3-7	1,1-Dichloroethene	0.052	U	----	880	nc
IAQ-C3-7	1,2,4-Trichlorobenzene	0.29	U	$4.00E+04^{N}$	18	nc
IAQ-C3-7	1,2-Dichloroethane	0.088	J	4.00E+05	4.7	ca
IAQ-C3-7	Benzene	0.56		3.19E+02	16	ca
IAQ-C3-7	Carbon Tetrachloride	0.49	J	6.29E+04	8.2	ca
IAQ-C3-7	Chloroform	0.12	J	2.40E+05	5.3	ca
IAQ-C3-7	Cis-1,2-Dichloroethene	0.095	U	7.90E+05	----	----
IAQ-C3-7	Dichlorodifluoromethane	2.4		4.95E+06	880	nc
IAQ-C3-7	Ethylbenzene	1.1		4.35E+05	49	ca
IAQ-C3-7	Methyl Tert-Butyl Ether	0.25	U	$1.80E+05^{A}$	470	ca
IAQ-C3-7	Methylene Chloride	0.81		8.70E+04	260	ca
IAQ-C3-7	Naphthalene	0.64	J	5.00E+01	3.6	ca
IAQ-C3-7	Tetrachloroethene	0.26	J	6.78E+05	21	ca
IAQ-C3-7	Toluene	3.7		7.54E+05	22000	nc
IAQ-C3-7	Total Xylenes	4.9		4.34E+05	440	nc
IAQ-C3-7	Trans-1,2-Dichloroethene	0.079	U	7.90E+05	260	nc
IAQ-C3-7	Trichloroethene	0.25		5.37E+05	25^{M}	ca
IAQ-C3-7	Vinyl Chloride	0.074	U	2.16E+04	28	ca
IAQ-C4-7	1,1-Dichloroethane	0.04	U	4.00E+05	77	ca
IAQ-C4-7	1,1-Dichloroethene	0.052	U	----	880	nc
IAQ-C4-7	1,2,4-Trichlorobenzene	0.29	U	$4.00E+04^{N}$	18	nc
IAQ-C4-7	1,2-Dichloroethane	0.082	J	4.00E+05	4.7	ca
IAQ-C4-7	Benzene	0.6		3.19E+02	16	ca
IAQ-C4-7	Carbon Tetrachloride	0.61		6.29E+04	8.2	ca
IAQ-C4-7	Chloroform	0.15	J	2.40E+05	5.3	ca

TABLE 3-18

IAQ SAMPLE RESULTS, BUILDING C, OCTOBER 2009
LOCKHEED MARTIN MIDDLE RIVER COMPLEX
MIDDLE RIVER, MARYLAND

Sample ID	Analyte	Result (ug/m^3)	Qualifier	OSHA PEL ug/m3	Industrial Air Screening Level ug/m^3	Key
IAQ-C4-7	Cis-1,2-Dichloroethene	0.095	U	7.90E+05	----	----
IAQ-C4-7	Dichlorodifluoromethane	3.1		4.95E+06	880	nc
IAQ-C4-7	Ethylbenzene	0.72		4.35E+05	49	ca
IAQ-C4-7	Methyl Tert-Butyl Ether	0.25	U	1.80E+05[A]	470	ca
IAQ-C4-7	Methylene Chloride	2.5		8.70E+04	260	ca
IAQ-C4-7	Naphthalene	0.21	J	5.00E+01	3.6	ca
IAQ-C4-7	Tetrachloroethene	0.32	J	6.78E+05	21	ca
IAQ-C4-7	Toluene	4.2		7.54E+05	22000	nc
IAQ-C4-7	Total Xylenes	3.46		4.34E+05	440	nc
IAQ-C4-7	Trans-1,2-Dichloroethene	0.079	U	7.90E+05	260	nc
IAQ-C4-7	Trichloroethene	0.075	U	5.37E+05	25[M]	ca
IAQ-C4-7	Vinyl Chloride	0.074	U	2.16E+04	28	ca
IAQ-C6-7	1,1-Dichloroethane	0.04	U	4.00E+05	77	ca
IAQ-C6-7	1,1-Dichloroethene	0.052	U	----	880	nc
IAQ-C6-7	1,2,4-Trichlorobenzene	0.29	U	4.00E+04[N]	18	nc
IAQ-C6-7	1,2-Dichloroethane	0.077	U	4.00E+05	4.7	ca
IAQ-C6-7	Benzene	0.57		3.19E+02	16	ca
IAQ-C6-7	Carbon Tetrachloride	0.6		6.29E+04	8.2	ca
IAQ-C6-7	Chloroform	0.27	J	2.40E+05	5.3	ca
IAQ-C6-7	Cis-1,2-Dichloroethene	0.095	U	7.90E+05	----	----
IAQ-C6-7	Dichlorodifluoromethane	2.9		4.95E+06	880	nc
IAQ-C6-7	Ethylbenzene	0.78		4.35E+05	49	ca
IAQ-C6-7	Methyl Tert-Butyl Ether	0.25	U	1.80E+05[A]	470	ca
IAQ-C6-7	Methylene Chloride	0.73		8.70E+04	260	ca
IAQ-C6-7	Naphthalene	0.54	J	5.00E+01	3.6	ca
IAQ-C6-7	Tetrachloroethene	0.75		6.78E+05	21	ca
IAQ-C6-7	Toluene	3.6		7.54E+05	22000	nc
IAQ-C6-7	Total Xylenes	4.2		4.34E+05	440	nc
IAQ-C6-7	Trans-1,2-Dichloroethene	0.079	U	7.90E+05	260	nc
IAQ-C6-7	Trichloroethene	0.089	J	5.37E+05	25[M]	ca
IAQ-C6-7	Vinyl Chloride	0.074	U	2.16E+04	28	ca
IAQ-C7-7	1,1-Dichloroethane	0.04	U	4.00E+05	77	ca

TABLE 3-18

IAQ SAMPLE RESULTS, BUILDING C, OCTOBER 2009
LOCKHEED MARTIN MIDDLE RIVER COMPLEX
MIDDLE RIVER, MARYLAND

Sample ID	Analyte	Result (ug/m^3)	Qualifier	OSHA PEL ug/m3	Industrial Air Screening Level ug/m^3	Key
IAQ-C7-7	1,1-Dichloroethene	0.069	J	----	880	nc
IAQ-C7-7	1,2,4-Trichlorobenzene	0.29	U	4.00E+04[N]	18	nc
IAQ-C7-7	1,2-Dichloroethane	0.1	J	4.00E+05	4.7	ca
IAQ-C7-7	Benzene	0.63		3.19E+02	16	ca
IAQ-C7-7	Carbon Tetrachloride	0.63		6.29E+04	8.2	ca
IAQ-C7-7	Chloroform	0.22	J	2.40E+05	5.3	ca
IAQ-C7-7	Cis-1,2-Dichloroethene	0.095	U	7.90E+05	----	----
IAQ-C7-7	Dichlorodifluoromethane	2.9		4.95E+06	880	nc
IAQ-C7-7	Ethylbenzene	0.91		4.35E+05	49	ca
IAQ-C7-7	Methyl Tert-Butyl Ether	0.25	U	1.80E+05[A]	470	ca
IAQ-C7-7	Methylene Chloride	6.2		8.70E+04	260	ca
IAQ-C7-7	Naphthalene	0.73	J	5.00E+01	3.6	ca
IAQ-C7-7	Tetrachloroethene	0.25	J	6.78E+05	21	ca
IAQ-C7-7	Toluene	4.5		7.54E+05	22000	nc
IAQ-C7-7	Total Xylenes	5.2		4.34E+05	440	nc
IAQ-C7-7	Trans-1,2-Dichloroethene	0.079	U	7.90E+05	260	nc
IAQ-C7-7	Trichloroethene	0.13	J	5.37E+05	25[M]	ca
IAQ-C7-7	Vinyl Chloride	0.074	U	2.16E+04	28	ca
IAQ-C8-7	1,1-Dichloroethane	0.04	U	4.00E+05	77	ca
IAQ-C8-7	1,1-Dichloroethene	0.052	U	----	880	nc
IAQ-C8-7	1,2,4-Trichlorobenzene	0.29	U	4.00E+04[N]	18	nc
IAQ-C8-7	1,2-Dichloroethane	0.13	J	4.00E+05	4.7	ca
IAQ-C8-7	Benzene	0.72		3.19E+02	16	ca
IAQ-C8-7	Carbon Tetrachloride	0.65		6.29E+04	8.2	ca
IAQ-C8-7	Chloroform	0.25	J	2.40E+05	5.3	ca
IAQ-C8-7	Cis-1,2-Dichloroethene	0.095	U	7.90E+05	----	----
IAQ-C8-7	Dichlorodifluoromethane	2.9		4.95E+06	880	nc
IAQ-C8-7	Ethylbenzene	1.1		4.35E+05	49	ca
IAQ-C8-7	Methyl Tert-Butyl Ether	0.25	U	1.80E+05[A]	470	ca
IAQ-C8-7	Methylene Chloride	4.9		8.70E+04	260	ca
IAQ-C8-7	Naphthalene	0.78	J	5.00E+01	3.6	ca
IAQ-C8-7	Tetrachloroethene	0.27	J	6.78E+05	21	ca
IAQ-C8-7	Toluene	6		7.54E+05	22000	nc

TABLE 3-18

IAQ SAMPLE RESULTS, BUILDING C, OCTOBER 2009
LOCKHEED MARTIN MIDDLE RIVER COMPLEX
MIDDLE RIVER, MARYLAND

Sample ID	Analyte	Result (ug/m^3)	Qualifier	OSHA PEL ug/m3	Industrial Air Screening Level ug/m^3	Key
IAQ-C8-7	Total Xylenes	6.3		4.34E+05	440	nc
IAQ-C8-7	Trans-1,2-Dichloroethene	0.079	U	7.90E+05	260	nc
IAQ-C8-7	Trichloroethene	0.22		5.37E+05	25[M]	ca
IAQ-C8-7	Vinyl Chloride	0.074	U	2.16E+04	28	ca
IAQ-C8-7-D	1,1-Dichloroethane	0.04	U	4.00E+05	77	ca
IAQ-C8-7-D	1,1-Dichloroethene	0.052	U	----	880	nc
IAQ-C8-7-D	1,2,4-Trichlorobenzene	0.29	U	4.00E+04[N]	18	nc
IAQ-C8-7-D	1,2-Dichloroethane	0.12	J	4.00E+05	4.7	ca
IAQ-C8-7-D	Benzene	0.74		3.19E+02	16	ca
IAQ-C8-7-D	Carbon Tetrachloride	0.61		6.29E+04	8.2	ca
IAQ-C8-7-D	Chloroform	0.25	J	2.40E+05	5.3	ca
IAQ-C8-7-D	Cis-1,2-Dichloroethene	0.095	U	7.90E+05	----	----
IAQ-C8-7-D	Dichlorodifluoromethane	2.8		4.95E+06	880	nc
IAQ-C8-7-D	Ethylbenzene	1.1		4.35E+05	49	ca
IAQ-C8-7-D	Methyl Tert-Butyl Ether	0.25	U	1.80E+05[A]	470	ca
IAQ-C8-7-D	Methylene Chloride	1.2		8.70E+04	260	ca
IAQ-C8-7-D	Naphthalene	0.83	J	5.00E+01	3.6	ca
IAQ-C8-7-D	Tetrachloroethene	0.72		6.78E+05	21	ca
IAQ-C8-7-D	Toluene	5.4		7.54E+05	22000	nc
IAQ-C8-7-D	Total Xylenes	6.2		4.34E+05	440	nc
IAQ-C8-7-D	Trans-1,2-Dichloroethene	0.079	U	7.90E+05	260	nc
IAQ-C8-7-D	Trichloroethene	0.19	J	5.37E+05	25[M]	ca
IAQ-C8-7-D	Vinyl Chloride	0.074	U	2.16E+04	28	ca
IAQ-C9-7	1,1-Dichloroethane	0.053	J	4.00E+05	77	ca
IAQ-C9-7	1,1-Dichloroethene	0.087	J	----	880	nc
IAQ-C9-7	1,2,4-Trichlorobenzene	0.29	U	4.00E+04[N]	18	nc
IAQ-C9-7	1,2-Dichloroethane	0.24	J	4.00E+05	4.7	ca
IAQ-C9-7	Benzene	0.61		3.19E+02	16	ca
IAQ-C9-7	Carbon Tetrachloride	0.66		6.29E+04	8.2	ca
IAQ-C9-7	Chloroform	0.25	J	2.40E+05	5.3	ca
IAQ-C9-7	Cis-1,2-Dichloroethene	0.095	U	7.90E+05	----	----
IAQ-C9-7	Dichlorodifluoromethane	3		4.95E+06	880	nc
IAQ-C9-7	Ethylbenzene	1.9		4.35E+05	49	ca

TABLE 3-18

IAQ SAMPLE RESULTS, BUILDING C, OCTOBER 2009
LOCKHEED MARTIN MIDDLE RIVER COMPLEX
MIDDLE RIVER, MARYLAND

Sample ID	Analyte	Result (ug/m^3)	Qualifier	OSHA PEL ug/m3	Industrial Air Screening Level ug/m^3	Key
IAQ-C9-7	Methyl Tert-Butyl Ether	0.25	U	1.80E+05[A]	470	ca
IAQ-C9-7	Methylene Chloride	1.6		8.70E+04	260	ca
IAQ-C9-7	Naphthalene	0.71	J	5.00E+01	3.6	ca
IAQ-C9-7	Tetrachloroethene	0.26	J	6.78E+05	21	ca
IAQ-C9-7	Toluene	3.5		7.54E+05	22000	nc
IAQ-C9-7	Total Xylenes	11.9		4.34E+05	440	nc
IAQ-C9-7	Trans-1,2-Dichloroethene	0.079	U	7.90E+05	260	nc
IAQ-C9-7	Trichloroethene	0.55		5.37E+05	25[M]	ca
IAQ-C9-7	Vinyl Chloride	0.074	U	2.16E+04	28	ca
IAQ-C10-7	1,1-Dichloroethane	0.04	U	4.00E+05	77	ca
IAQ-C10-7	1,1-Dichloroethene	0.052	U	----	880	nc
IAQ-C10-7	1,2,4-Trichlorobenzene	0.29	U	4.00E+04[N]	18	nc
IAQ-C10-7	1,2-Dichloroethane	0.21	J	4.00E+05	4.7	ca
IAQ-C10-7	Benzene	0.83		3.19E+02	16	ca
IAQ-C10-7	Carbon Tetrachloride	0.68		6.29E+04	8.2	ca
IAQ-C10-7	Chloroform	0.34	J	2.40E+05	5.3	ca
IAQ-C10-7	Cis-1,2-Dichloroethene	0.095	U	7.90E+05	----	----
IAQ-C10-7	Dichlorodifluoromethane	3.2		4.95E+06	880	nc
IAQ-C10-7	Ethylbenzene	1		4.35E+05	49	ca
IAQ-C10-7	Methyl Tert-Butyl Ether	0.25	U	1.80E+05[A]	470	ca
IAQ-C10-7	Methylene Chloride	0.52	J	8.70E+04	260	ca
IAQ-C10-7	Naphthalene	0.84	J	5.00E+01	3.6	ca
IAQ-C10-7	Tetrachloroethene	0.27	J	6.78E+05	21	ca
IAQ-C10-7	Toluene	4.4		7.54E+05	22000	nc
IAQ-C10-7	Total Xylenes	5.4		4.34E+05	440	nc
IAQ-C10-7	Trans-1,2-Dichloroethene	0.079	U	7.90E+05	260	nc
IAQ-C10-7	Trichloroethene	0.23		5.37E+05	25[M]	ca
IAQ-C10-7	Vinyl Chloride	0.074	U	2.16E+04	28	ca
IAQ-C11-7	1,1-Dichloroethane	0.04	U	4.00E+05	77	ca
IAQ-C11-7	1,1-Dichloroethene	0.052	U	----	880	nc
IAQ-C11-7	1,2,4-Trichlorobenzene	0.29	U	4.00E+04[N]	18	nc
IAQ-C11-7	1,2-Dichloroethane	0.084	J	4.00E+05	4.7	ca
IAQ-C11-7	Benzene	0.54		3.19E+02	16	ca

TABLE 3-18

IAQ SAMPLE RESULTS, BUILDING C, OCTOBER 2009
LOCKHEED MARTIN MIDDLE RIVER COMPLEX
MIDDLE RIVER, MARYLAND

Sample ID	Analyte	Result (ug/m^3)	Qualifier	OSHA PEL ug/m3	Industrial Air Screening Level ug/m^3	Key
IAQ-C11-7	Carbon Tetrachloride	0.54		6.29E+04	8.2	ca
IAQ-C11-7	Chloroform	0.22	J	2.40E+05	5.3	ca
IAQ-C11-7	Cis-1,2-Dichloroethene	0.095	U	7.90E+05	----	----
IAQ-C11-7	Dichlorodifluoromethane	2.5		4.95E+06	880	nc
IAQ-C11-7	Ethylbenzene	0.51		4.35E+05	49	ca
IAQ-C11-7	Methyl Tert-Butyl Ether	0.25	U	1.80E+05[A]	470	ca
IAQ-C11-7	Methylene Chloride	1.3		8.70E+04	260	ca
IAQ-C11-7	Naphthalene	0.55	J	5.00E+01	3.6	ca
IAQ-C11-7	Tetrachloroethene	0.19	J	6.78E+05	21	ca
IAQ-C11-7	Toluene	2		7.54E+05	22000	nc
IAQ-C11-7	Total Xylenes	2.64		4.34E+05	440	nc
IAQ-C11-7	Trans-1,2-Dichloroethene	0.079	U	7.90E+05	260	nc
IAQ-C11-7	Trichloroethene	0.075	U	5.37E+05	25[M]	ca
IAQ-C11-7	Vinyl Chloride	0.074	U	2.16E+04	28	ca
IAQ-C12-7	1,1-Dichloroethane	0.04	U	4.00E+05	77	ca
IAQ-C12-7	1,1-Dichloroethene	0.052	U	----	880	nc
IAQ-C12-7	1,2,4-Trichlorobenzene	0.29	U	4.00E+04[N]	18	nc
IAQ-C12-7	1,2-Dichloroethane	0.077	U	4.00E+05	4.7	ca
IAQ-C12-7	Benzene	0.61		3.19E+02	16	ca
IAQ-C12-7	Carbon Tetrachloride	0.55	J	6.29E+04	8.2	ca
IAQ-C12-7	Chloroform	0.088	J	2.40E+05	5.3	ca
IAQ-C12-7	Cis-1,2-Dichloroethene	0.095	U	7.90E+05	----	----
IAQ-C12-7	Dichlorodifluoromethane	2.6		4.95E+06	880	nc
IAQ-C12-7	Ethylbenzene	0.26	J	4.35E+05	49	ca
IAQ-C12-7	Methyl Tert-Butyl Ether	0.25	U	1.80E+05[A]	470	ca
IAQ-C12-7	Methylene Chloride	4.1		8.70E+04	260	ca
IAQ-C12-7	Naphthalene	0.19	U	5.00E+01	3.6	ca
IAQ-C12-7	Tetrachloroethene	0.19	J	6.78E+05	21	ca
IAQ-C12-7	Toluene	1.5		7.54E+05	22000	nc
IAQ-C12-7	Total Xylenes	0.99		4.34E+05	440	nc
IAQ-C12-7	Trans-1,2-Dichloroethene	0.079	U	7.90E+05	260	nc
IAQ-C12-7	Trichloroethene	0.075	U	5.37E+05	25[M]	ca
IAQ-C12-7	Vinyl Chloride	0.074	U	2.16E+04	28	ca

TABLE 3-18

IAQ SAMPLE RESULTS, BUILDING C, OCTOBER 2009
LOCKHEED MARTIN MIDDLE RIVER COMPLEX
MIDDLE RIVER, MARYLAND

Sample ID	Analyte	Result (ug/m^3)	Qualifier	OSHA PEL ug/m3	Industrial Air Screening Level ug/m^3	Key
IAQ-C13-7	1,1-Dichloroethane	0.04	U	4.00E+05	77	ca
IAQ-C13-7	1,1-Dichloroethene	0.052	U	----	880	nc
IAQ-C13-7	1,2,4-Trichlorobenzene	0.29	U	4.00E+04[N]	18	nc
IAQ-C13-7	1,2-Dichloroethane	0.077	U	4.00E+05	4.7	ca
IAQ-C13-7	Benzene	0.49		3.19E+02	16	ca
IAQ-C13-7	Carbon Tetrachloride	0.54	J	6.29E+04	8.2	ca
IAQ-C13-7	Chloroform	0.25	J	2.40E+05	5.3	ca
IAQ-C13-7	Cis-1,2-Dichloroethene	0.095	U	7.90E+05	----	----
IAQ-C13-7	Dichlorodifluoromethane	2.4		4.95E+06	880	nc
IAQ-C13-7	Ethylbenzene	0.34	J	4.35E+05	49	ca
IAQ-C13-7	Methyl Tert-Butyl Ether	0.25	U	1.80E+05[A]	470	ca
IAQ-C13-7	Methylene Chloride	0.92		8.70E+04	260	ca
IAQ-C13-7	Naphthalene	0.57	J	5.00E+01	3.6	ca
IAQ-C13-7	Tetrachloroethene	0.17	J	6.78E+05	21	ca
IAQ-C13-7	Toluene	1.4		7.54E+05	22000	nc
IAQ-C13-7	Total Xylenes	1.57		4.34E+05	440	nc
IAQ-C13-7	Trans-1,2-Dichloroethene	0.079	U	7.90E+05	260	nc
IAQ-C13-7	Trichloroethene	0.075	U	5.37E+05	25[M]	ca
IAQ-C13-7	Vinyl Chloride	0.074	U	2.16E+04	28	ca
IAQ-C14-7	1,1-Dichloroethane	0.04	U	4.00E+05	77	ca
IAQ-C14-7	1,1-Dichloroethene	0.052	U	----	880	nc
IAQ-C14-7	1,2,4-Trichlorobenzene	0.29	U	4.00E+04[N]	18	nc
IAQ-C14-7	1,2-Dichloroethane	0.077	U	4.00E+05	4.7	ca
IAQ-C14-7	Benzene	0.52		3.19E+02	16	ca
IAQ-C14-7	Carbon Tetrachloride	0.59		6.29E+04	8.2	ca
IAQ-C14-7	Chloroform	0.35	J	2.40E+05	5.3	ca
IAQ-C14-7	Cis-1,2-Dichloroethene	0.095	U	7.90E+05	----	----
IAQ-C14-7	Dichlorodifluoromethane	2.5		4.95E+06	880	nc
IAQ-C14-7	Ethylbenzene	0.53		4.35E+05	49	ca
IAQ-C14-7	Methyl Tert-Butyl Ether	0.25	U	1.80E+05[A]	470	ca
IAQ-C14-7	Methylene Chloride	1.9		8.70E+04	260	ca
IAQ-C14-7	Naphthalene	0.47	J	5.00E+01	3.6	ca
IAQ-C14-7	Tetrachloroethene	0.16	J	6.78E+05	21	ca
IAQ-C14-7	Toluene	2.2		7.54E+05	22000	nc

TABLE 3-18

IAQ SAMPLE RESULTS, BUILDING C, OCTOBER 2009
LOCKHEED MARTIN MIDDLE RIVER COMPLEX
MIDDLE RIVER, MARYLAND

Sample ID	Analyte	Result (ug/m^3)	Qualifier	OSHA PEL ug/m3	Industrial Air Screening Level ug/m^3	Key
IAQ-C14-7	Total Xylenes	3		4.34E+05	440	nc
IAQ-C14-7	Trans-1,2-Dichloroethene	0.079	U	7.90E+05	260	nc
IAQ-C14-7	Trichloroethene	0.11	J	5.37E+05	25[M]	ca
IAQ-C14-7	Vinyl Chloride	0.074	U	2.16E+04	28	ca
IAQ-C15-7	1,1-Dichloroethane	0.04	U	4.00E+05	77	ca
IAQ-C15-7	1,1-Dichloroethene	0.052	U	----	880	nc
IAQ-C15-7	1,2,4-Trichlorobenzene	0.29	U	4.00E+04[N]	18	nc
IAQ-C15-7	1,2-Dichloroethane	0.14	J	4.00E+05	4.7	ca
IAQ-C15-7	Benzene	0.69		3.19E+02	16	ca
IAQ-C15-7	Carbon Tetrachloride	0.62		6.29E+04	8.2	ca
IAQ-C15-7	Chloroform	0.97		2.40E+05	5.3	ca
IAQ-C15-7	Cis-1,2-Dichloroethene	0.095	U	7.90E+05	----	----
IAQ-C15-7	Dichlorodifluoromethane	3.1		4.95E+06	880	nc
IAQ-C15-7	Ethylbenzene	0.68		4.35E+05	49	ca
IAQ-C15-7	Methyl Tert-Butyl Ether	0.25	U	1.80E+05[A]	470	ca
IAQ-C15-7	Methylene Chloride	11		8.70E+04	260	ca
IAQ-C15-7	Naphthalene	0.46	J	5.00E+01	3.6	ca
IAQ-C15-7	Tetrachloroethene	0.23	J	6.78E+05	21	ca
IAQ-C15-7	Toluene	2.8		7.54E+05	22000	nc
IAQ-C15-7	Total Xylenes	3.8		4.34E+05	440	nc
IAQ-C15-7	Trans-1,2-Dichloroethene	0.079	U	7.90E+05	260	nc
IAQ-C15-7	Trichloroethene	0.2	J	5.37E+05	25[M]	ca
IAQ-C15-7	Vinyl Chloride	0.074	U	2.16E+04	28	ca
IAQ-C16-7	1,1-Dichloroethane	0.04	U	4.00E+05	77	ca
IAQ-C16-7	1,1-Dichloroethene	0.052	U	----	880	nc
IAQ-C16-7	1,2,4-Trichlorobenzene	0.29	U	4.00E+04[N]	18	nc
IAQ-C16-7	1,2-Dichloroethane	0.077	U	4.00E+05	4.7	ca
IAQ-C16-7	Benzene	0.45		3.19E+02	16	ca
IAQ-C16-7	Carbon Tetrachloride	0.58	J	6.29E+04	8.2	ca
IAQ-C16-7	Chloroform	0.31	J	2.40E+05	5.3	ca
IAQ-C16-7	Cis-1,2-Dichloroethene	0.095	U	7.90E+05	----	----
IAQ-C16-7	Dichlorodifluoromethane	2.4		4.95E+06	880	nc
IAQ-C16-7	Ethylbenzene	0.38		4.35E+05	49	ca

TABLE 3-18

IAQ SAMPLE RESULTS, BUILDING C, OCTOBER 2009
LOCKHEED MARTIN MIDDLE RIVER COMPLEX
MIDDLE RIVER, MARYLAND

Sample ID	Analyte	Result (ug/m^3)	Qualifier	OSHA PEL ug/m3	Industrial Air Screening Level ug/m^3	Key
IAQ-C16-7	Methyl Tert-Butyl Ether	0.25	U	1.80E+05[A]	470	ca
IAQ-C16-7	Methylene Chloride	0.96		8.70E+04	260	ca
IAQ-C16-7	Naphthalene	0.37	J	5.00E+01	3.6	ca
IAQ-C16-7	Tetrachloroethene	0.19	J	6.78E+05	21	ca
IAQ-C16-7	Toluene	3		7.54E+05	22000	nc
IAQ-C16-7	Total Xylenes	1.79		4.34E+05	440	nc
IAQ-C16-7	Trans-1,2-Dichloroethene	0.079	U	7.90E+05	260	nc
IAQ-C16-7	Trichloroethene	0.075	U	5.37E+05	25[M]	ca
IAQ-C16-7	Vinyl Chloride	0.074	U	2.16E+04	28	ca

Notes:
U = nondetect
Shaded cells indicate concentration greater than risk-based screening level
ug/m3 = micrograms per cubic meter
ca = screening value based on 1x 10^{-5} carcinogenic risk
nc = screening value based on noncarcinogenic hazard index = 1
Industrial Air Screening Levels from USEPA Regional Screening Levels for Chemical Contaminants at Superfund Sites Apr-09
OSHA PEL = Occupational Safety and Health Administration Pemissible Exposure Limit
N = National Institute for Occupational Safety and Health Recommended Exposure Limit
A = American Council of Governmental Industrial Hygienists Theshold Limit Value
M = MDE screening level for trichloroethene
-- = not available

TABLE 3-19

SUB-SLAB VAPOR SAMPLE RESULTS, BUILDING B, OCTOBER 2009
LOCKHEED MARTIN MIDDLE RIVER COMPLEX
MIDDLE RIVER, MARYLAND

Sample ID	Analyte	Result (ug/m^3)	Qualifier	Target Shallow Soil Gas Concentration(1)
ISG-11-C-7	1,1-DICHLOROETHANE	0.5	J	770
ISG-11-C-7	1,1-DICHLOROETHENE	0.1	U	8800
ISG-11-C-7	1,2,4-TRICHLOROBENZENE	0.58	U	180
ISG-11-C-7	1,2-DICHLOROETHANE	0.15	U	47
ISG-11-C-7	BENZENE	0.44	J	160
ISG-11-C-7	CARBON TETRACHLORIDE	3.4		82
ISG-11-C-7	CHLOROFORM	1.8		53
ISG-11-C-7	CIS-1,2-DICHLOROETHENE	0.19	U	----
ISG-11-C-7	DICHLORODIFLUOROMETHANE	89		8800
ISG-11-C-7	ETHYLBENZENE	3.6		490
ISG-11-C-7	METHYL TERT-BUTYL ETHER	0.49	U	4700
ISG-11-C-7	METHYLENE CHLORIDE	2	B	2600
ISG-11-C-7	NAPHTHALENE	4.6	J	36
ISG-11-C-7	TETRACHLOROETHENE	150		210
ISG-11-C-7	TOLUENE	110		220000
ISG-11-C-7	TOTAL XYLENES	26.5		4400
ISG-11-C-7	TRANS-1,2-DICHLOROETHENE	0.16	U	2600
ISG-11-C-7	TRICHLOROETHENE	4.7		250^{M}
ISG-11-C-7	VINYL CHLORIDE	0.15	U	280
ISG-12-C-7	1,1-DICHLOROETHANE	0.04	U	770
ISG-12-C-7	1,1-DICHLOROETHENE	0.052	U	8800
ISG-12-C-7	1,2,4-TRICHLOROBENZENE	0.29	U	180
ISG-12-C-7	1,2-DICHLOROETHANE	0.077	U	47
ISG-12-C-7	BENZENE	0.34	J	160
ISG-12-C-7	CARBON TETRACHLORIDE	0.77		82
ISG-12-C-7	CHLOROFORM	0.27	J	53
ISG-12-C-7	CIS-1,2-DICHLOROETHENE	0.095	U	----
ISG-12-C-7	DICHLORODIFLUOROMETHANE	4.8		8800
ISG-12-C-7	ETHYLBENZENE	1.5		490
ISG-12-C-7	METHYL TERT-BUTYL ETHER	0.25	U	4700
ISG-12-C-7	METHYLENE CHLORIDE	0.68	B	2600
ISG-12-C-7	NAPHTHALENE	62	J	36
ISG-12-C-7	TETRACHLOROETHENE	5.3		210
ISG-12-C-7	TOLUENE	27		220000
ISG-12-C-7	TOTAL XYLENES	12.4		4400
ISG-12-C-7	TRANS-1,2-DICHLOROETHENE	0.079	U	2600
ISG-12-C-7	TRICHLOROETHENE	3.7		250^{M}
ISG-12-C-7	VINYL CHLORIDE	0.074	U	280
ISG-13-C-7	1,1-DICHLOROETHANE	0.081	U	770
ISG-13-C-7	1,1-DICHLOROETHENE	0.1	U	8800
ISG-13-C-7	1,2,4-TRICHLOROBENZENE	0.58	U	180
ISG-13-C-7	1,2-DICHLOROETHANE	0.15	U	47

TABLE 3-19

SUB-SLAB VAPOR SAMPLE RESULTS, BUILDING B, OCTOBER 2009
LOCKHEED MARTIN MIDDLE RIVER COMPLEX
MIDDLE RIVER, MARYLAND

Sample ID	Analyte	Result (ug/m^3)	Qualifier	Target Shallow Soil Gas Concentration(1)
ISG-13-C-7	BENZENE	1.3	J	160
ISG-13-C-7	CARBON TETRACHLORIDE	0.51	J	82
ISG-13-C-7	CHLOROFORM	0.15	U	53
ISG-13-C-7	CIS-1,2-DICHLOROETHENE	0.19	U	----
ISG-13-C-7	DICHLORODIFLUOROMETHANE	2.6		8800
ISG-13-C-7	ETHYLBENZENE	13		490
ISG-13-C-7	METHYL TERT-BUTYL ETHER	0.49	U	4700
ISG-13-C-7	METHYLENE CHLORIDE	0.85	B	2600
ISG-13-C-7	NAPHTHALENE	15	J	36
ISG-13-C-7	TETRACHLOROETHENE	0.39	J	210
ISG-13-C-7	TOLUENE	120		220000
ISG-13-C-7	TOTAL XYLENES	98		4400
ISG-13-C-7	TRANS-1,2-DICHLOROETHENE	0.16	U	2600
ISG-13-C-7	TRICHLOROETHENE	0.18	J	250^{M}
ISG-13-C-7	VINYL CHLORIDE	0.15	U	280
ISG-14-C-7	1,1-DICHLOROETHANE	6.1	U	770
ISG-14-C-7	1,1-DICHLOROETHENE	7.7	U	8800
ISG-14-C-7	1,2,4-TRICHLOROBENZENE	43	U	180
ISG-14-C-7	1,2-DICHLOROETHANE	12	U	47
ISG-14-C-7	BENZENE	11	U	160
ISG-14-C-7	CARBON TETRACHLORIDE	14	U	82
ISG-14-C-7	CHLOROFORM	11	U	53
ISG-14-C-7	CIS-1,2-DICHLOROETHENE	14	U	----
ISG-14-C-7	DICHLORODIFLUOROMETHANE	20	U	8800
ISG-14-C-7	ETHYLBENZENE	62		490
ISG-14-C-7	METHYL TERT-BUTYL ETHER	37	U	4700
ISG-14-C-7	METHYLENE CHLORIDE	19	B	2600
ISG-14-C-7	NAPHTHALENE	750	J	36
ISG-14-C-7	TETRACHLOROETHENE	16	U	210
ISG-14-C-7	TOLUENE	6500		220000
ISG-14-C-7	TOTAL XYLENES	420		4400
ISG-14-C-7	TRANS-1,2-DICHLOROETHENE	12	U	2600
ISG-14-C-7	TRICHLOROETHENE	11	U	250^{M}
ISG-14-C-7	VINYL CHLORIDE	11	U	280
SV-1-C-7	1,1-DICHLOROETHANE	0.4	U	770
SV-1-C-7	1,1-DICHLOROETHENE	1	J	8800
SV-1-C-7	1,2,4-TRICHLOROBENZENE	2.9	U	180
SV-1-C-7	1,2-DICHLOROETHANE	0.77	U	47
SV-1-C-7	BENZENE	0.73	U	160
SV-1-C-7	CARBON TETRACHLORIDE	0.94	U	82
SV-1-C-7	CHLOROFORM	7.4		53
SV-1-C-7	CIS-1,2-DICHLOROETHENE	230		----

TABLE 3-19

SUB-SLAB VAPOR SAMPLE RESULTS, BUILDING B, OCTOBER 2009
LOCKHEED MARTIN MIDDLE RIVER COMPLEX
MIDDLE RIVER, MARYLAND

Sample ID	Analyte	Result (ug/m^3)	Qualifier	Target Shallow Soil Gas Concentration(1)
SV-1-C-7	DICHLORODIFLUOROMETHANE	2.2	J	8800
SV-1-C-7	ETHYLBENZENE	1.2	U	490
SV-1-C-7	METHYL TERT-BUTYL ETHER	2.5	U	4700
SV-1-C-7	METHYLENE CHLORIDE	4.5	J	2600
SV-1-C-7	NAPHTHALENE	1.9	U	36
SV-1-C-7	TETRACHLOROETHENE	3	J	210
SV-1-C-7	TOLUENE	0.79	U	220000
SV-1-C-7	TOTAL XYLENES	3.2		4400
SV-1-C-7	TRANS-1,2-DICHLOROETHENE	49		2600
SV-1-C-7	TRICHLOROETHENE	330		250^{M}
SV-1-C-7	VINYL CHLORIDE	0.74	U	280
SV-5-C-7	1,1-DICHLOROETHANE	0.04	U	770
SV-5-C-7	1,1-DICHLOROETHENE	0.052	U	8800
SV-5-C-7	1,2,4-TRICHLOROBENZENE	0.29	U	180
SV-5-C-7	1,2-DICHLOROETHANE	0.077	U	47
SV-5-C-7	BENZENE	0.36		160
SV-5-C-7	CARBON TETRACHLORIDE	0.44	J	82
SV-5-C-7	CHLOROFORM	8.5		53
SV-5-C-7	CIS-1,2-DICHLOROETHENE	0.095	U	----
SV-5-C-7	DICHLORODIFLUOROMETHANE	3.7		8800
SV-5-C-7	ETHYLBENZENE	0.24	J	490
SV-5-C-7	METHYL TERT-BUTYL ETHER	0.25	U	4700
SV-5-C-7	METHYLENE CHLORIDE	0.49	B	2600
SV-5-C-7	NAPHTHALENE	0.47	J	36
SV-5-C-7	TETRACHLOROETHENE	66		210
SV-5-C-7	TOLUENE	0.53		220000
SV-5-C-7	TOTAL XYLENES	1.08		4400
SV-5-C-7	TRANS-1,2-DICHLOROETHENE	0.079	U	2600
SV-5-C-7	TRICHLOROETHENE	0.94		250^{M}
SV-5-C-7	VINYL CHLORIDE	0.074	U	280
SV-7-C-7	1,1-DICHLOROETHANE	0.12	J	770
SV-7-C-7	1,1-DICHLOROETHENE	0.052	U	8800
SV-7-C-7	1,2,4-TRICHLOROBENZENE	0.29	U	180
SV-7-C-7	1,2-DICHLOROETHANE	0.077	U	47
SV-7-C-7	BENZENE	0.22	J	160
SV-7-C-7	CARBON TETRACHLORIDE	0.23	J	82
SV-7-C-7	CHLOROFORM	2		53
SV-7-C-7	CIS-1,2-DICHLOROETHENE	0.095	U	----
SV-7-C-7	DICHLORODIFLUOROMETHANE	77		8800
SV-7-C-7	ETHYLBENZENE	0.39		490
SV-7-C-7	METHYL TERT-BUTYL ETHER	0.25	U	4700

TABLE 3-19

SUB-SLAB VAPOR SAMPLE RESULTS, BUILDING B, OCTOBER 2009
LOCKHEED MARTIN MIDDLE RIVER COMPLEX
MIDDLE RIVER, MARYLAND

Sample ID	Analyte	Result (ug/m^3)	Qualifier	Target Shallow Soil Gas Concentration(1)
SV-7-C-7	METHYLENE CHLORIDE	0.56	B	2600
SV-7-C-7	NAPHTHALENE	6.7	J	36
SV-7-C-7	TETRACHLOROETHENE	2.4		210
SV-7-C-7	TOLUENE	0.45		220000
SV-7-C-7	TOTAL XYLENES	2.6		4400
SV-7-C-7	TRANS-1,2-DICHLOROETHENE	0.079	U	2600
SV-7-C-7	TRICHLOROETHENE	0.075	U	250^M
SV-7-C-7	VINYL CHLORIDE	0.074	U	280
SV-9-C-7	1,1-DICHLOROETHANE	0.04	U	770
SV-9-C-7	1,1-DICHLOROETHENE	0.052	U	8800
SV-9-C-7	1,2,4-TRICHLOROBENZENE	0.29	U	180
SV-9-C-7	1,2-DICHLOROETHANE	0.077	U	47
SV-9-C-7	BENZENE	0.14	J	160
SV-9-C-7	CARBON TETRACHLORIDE	0.6		82
SV-9-C-7	CHLOROFORM	2.7		53
SV-9-C-7	CIS-1,2-DICHLOROETHENE	0.095	U	----
SV-9-C-7	DICHLORODIFLUOROMETHANE	27		8800
SV-9-C-7	ETHYLBENZENE	0.36		490
SV-9-C-7	METHYL TERT-BUTYL ETHER	0.25	U	4700
SV-9-C-7	METHYLENE CHLORIDE	0.41	B	2600
SV-9-C-7	NAPHTHALENE	1.1	J	36
SV-9-C-7	TETRACHLOROETHENE	7.9		210
SV-9-C-7	TOLUENE	0.89		220000
SV-9-C-7	TOTAL XYLENES	2		4400
SV-9-C-7	TRANS-1,2-DICHLOROETHENE	0.079	U	2600
SV-9-C-7	TRICHLOROETHENE	0.16	J	250^M
	VINYL CHLORIDE	0.074	U	280
SV-C1-7	1,1-DICHLOROETHANE	0.04	U	770
SV-C1-7	1,1-DICHLOROETHENE	0.052	U	8800
SV-C1-7	1,2,4-TRICHLOROBENZENE	0.29	U	180
SV-C1-7	1,2-DICHLOROETHANE	0.077	U	47
SV-C1-7	BENZENE	0.67	J	160
SV-C1-7	CARBON TETRACHLORIDE	0.67		82
SV-C1-7	CHLOROFORM	1		53
SV-C1-7	CIS-1,2-DICHLOROETHENE	0.095	U	----
SV-C1-7	DICHLORODIFLUOROMETHANE	3		8800
SV-C1-7	ETHYLBENZENE	2.3		490
SV-C1-7	METHYL TERT-BUTYL ETHER	0.25	U	4700
SV-C1-7	METHYLENE CHLORIDE	1.5		2600
SV-C1-7	NAPHTHALENE	2.2	J	36
SV-C1-7	TETRACHLOROETHENE	1.4		210
SV-C1-7	TOLUENE	3.5		220000

TABLE 3-19

SUB-SLAB VAPOR SAMPLE RESULTS, BUILDING B, OCTOBER 2009
LOCKHEED MARTIN MIDDLE RIVER COMPLEX
MIDDLE RIVER, MARYLAND

Sample ID	Analyte	Result (ug/m^3)	Qualifier	Target Shallow Soil Gas Concentration(1)
SV-C1-7	TOTAL XYLENES	13.1		4400
SV-C1-7	TRANS-1,2-DICHLOROETHENE	0.079	U	2600
SV-C1-7	TRICHLOROETHENE	0.17	J	250^M
	VINYL CHLORIDE	0.074	U	280
SV-C-2-7	1,1-DICHLOROETHANE	0.04	U	770
SV-C-2-7	1,1-DICHLOROETHENE	0.052	U	8800
SV-C-2-7	1,2,4-TRICHLOROBENZENE	0.29	U	180
SV-C-2-7	1,2-DICHLOROETHANE	0.077	U	47
SV-C-2-7	BENZENE	0.62		160
SV-C-2-7	CARBON TETRACHLORIDE	0.5		82
SV-C-2-7	CHLOROFORM	1.1		53
SV-C-2-7	CIS-1,2-DICHLOROETHENE	0.095	U	----
SV-C-2-7	DICHLORODIFLUOROMETHANE	2.1		8800
SV-C-2-7	ETHYLBENZENE	5.1		490
SV-C-2-7	METHYL TERT-BUTYL ETHER	0.25	U	4700
SV-C-2-7	METHYLENE CHLORIDE	0.85	B	2600
SV-C-2-7	NAPHTHALENE	0.52	J	36
SV-C-2-7	TETRACHLOROETHENE	0.61		210
SV-C-2-7	TOLUENE	2.6		220000
SV-C-2-7	TOTAL XYLENES	19.8		4400
SV-C-2-7	TRANS-1,2-DICHLOROETHENE	0.079	U	2600
SV-C-2-7	TRICHLOROETHENE	2.7		250^M
SV-C-2-7	VINYL CHLORIDE	0.074	U	280
SV-C-3-7	1,1-DICHLOROETHANE	0.29	J	770
SV-C-3-7	1,1-DICHLOROETHENE	0.052	U	8800
SV-C-3-7	1,2,4-TRICHLOROBENZENE	0.29	U	180
SV-C-3-7	1,2-DICHLOROETHANE	0.077	U	47
SV-C-3-7	BENZENE	0.53		160
SV-C-3-7	CARBON TETRACHLORIDE	0.5	J	82
SV-C-3-7	CHLOROFORM	0.44		53
SV-C-3-7	CIS-1,2-DICHLOROETHENE	0.19	J	----
SV-C-3-7	DICHLORODIFLUOROMETHANE	2.3		8800
SV-C-3-7	ETHYLBENZENE	2.8		490
SV-C-3-7	METHYL TERT-BUTYL ETHER	0.25	U	4700
SV-C-3-7	METHYLENE CHLORIDE	0.73	B	2600
SV-C-3-7	NAPHTHALENE	0.44	J	36
SV-C-3-7	TETRACHLOROETHENE	0.26	J	210
SV-C-3-7	TOLUENE	2.4		220000

TABLE 3-19

SUB-SLAB VAPOR SAMPLE RESULTS, BUILDING B, OCTOBER 2009
LOCKHEED MARTIN MIDDLE RIVER COMPLEX
MIDDLE RIVER, MARYLAND

Sample ID	Analyte	Result (ug/m^3)	Qualifier	Target Shallow Soil Gas Concentration(1)
SV-C-3-7	TOTAL XYLENES	16.8		4400
SV-C-3-7	TRANS-1,2-DICHLOROETHENE	0.079	U	2600
SV-C-3-7	TRICHLOROETHENE	2.6		250^M
SV-C-3-7	VINYL CHLORIDE	0.074	U	280
SV-C-4-7	1,1-DICHLOROETHANE	0.32	J	770
SV-C-4-7	1,1-DICHLOROETHENE	0.43	J	8800
SV-C-4-7	1,2,4-TRICHLOROBENZENE	1.4	U	180
SV-C-4-7	1,2-DICHLOROETHANE	0.38	U	47
SV-C-4-7	BENZENE	2		160
SV-C-4-7	CARBON TETRACHLORIDE	0.64	J	82
SV-C-4-7	CHLOROFORM	1.8	J	53
SV-C-4-7	CIS-1,2-DICHLOROETHENE	140		----
SV-C-4-7	DICHLORODIFLUOROMETHANE	2.2		8800
SV-C-4-7	ETHYLBENZENE	6.7		490
SV-C-4-7	METHYL TERT-BUTYL ETHER	1.2	U	4700
SV-C-4-7	METHYLENE CHLORIDE	2	B	2600
SV-C-4-7	NAPHTHALENE	3.5	J	36
SV-C-4-7	TETRACHLOROETHENE	0.65	J	210
SV-C-4-7	TOLUENE	8		220000
SV-C-4-7	TOTAL XYLENES	55		4400
SV-C-4-7	TRANS-1,2-DICHLOROETHENE	3		2600
SV-C-4-7	TRICHLOROETHENE	560		250^M
SV-C-4-7	VINYL CHLORIDE	0.37	U	280
SV-C-5-7	1,1-DICHLOROETHANE	0.04	U	770
SV-C-5-7	1,1-DICHLOROETHENE	0.052	U	8800
SV-C-5-7	1,2,4-TRICHLOROBENZENE	0.29	U	180
SV-C-5-7	1,2-DICHLOROETHANE	0.077	U	47
SV-C-5-7	BENZENE	0.8		160
SV-C-5-7	CARBON TETRACHLORIDE	0.62		82
SV-C-5-7	CHLOROFORM	0.38	J	53
SV-C-5-7	CIS-1,2-DICHLOROETHENE	0.095	U	----
SV-C-5-7	DICHLORODIFLUOROMETHANE	2.3		8800
SV-C-5-7	ETHYLBENZENE	0.88		490
SV-C-5-7	METHYL TERT-BUTYL ETHER	0.25	U	4700
SV-C-5-7	METHYLENE CHLORIDE	0.62	B	2600
SV-C-5-7	NAPHTHALENE	0.19	U	36
SV-C-5-7	TETRACHLOROETHENE	0.26	J	210
SV-C-5-7	TOLUENE	9.9		220000
SV-C-5-7	TOTAL XYLENES	4		4400
SV-C-5-7	TRANS-1,2-DICHLOROETHENE	0.079	U	2600
SV-C-5-7	TRICHLOROETHENE	0.21		250^M
SV-C-5-7	VINYL CHLORIDE	0.074	U	280

TABLE 3-19

SUB-SLAB VAPOR SAMPLE RESULTS, BUILDING B, OCTOBER 2009
LOCKHEED MARTIN MIDDLE RIVER COMPLEX
MIDDLE RIVER, MARYLAND

Sample ID	Analyte	Result (ug/m^3)	Qualifier	Target Shallow Soil Gas Concentration(1)
SV-C-6-7	1,1-DICHLOROETHANE	0.04	U	770
SV-C-6-7	1,1-DICHLOROETHENE	0.1	J	8800
SV-C-6-7	1,2,4-TRICHLOROBENZENE	0.29	U	180
SV-C-6-7	1,2-DICHLOROETHANE	0.077	U	47
SV-C-6-7	BENZENE	0.62		160
SV-C-6-7	CARBON TETRACHLORIDE	7.6		82
SV-C-6-7	CHLOROFORM	16		53
SV-C-6-7	CIS-1,2-DICHLOROETHENE	0.095	U	----
SV-C-6-7	DICHLORODIFLUOROMETHANE	1.7		8800
SV-C-6-7	ETHYLBENZENE	1.1		490
SV-C-6-7	METHYL TERT-BUTYL ETHER	0.25	U	4700
SV-C-6-7	METHYLENE CHLORIDE	0.85	B	2600
SV-C-6-7	NAPHTHALENE	19	J	36
SV-C-6-7	TETRACHLOROETHENE	64		210
SV-C-6-7	TOLUENE	12		220000
SV-C-6-7	TOTAL XYLENES	6.2		4400
SV-C-6-7	TRANS-1,2-DICHLOROETHENE	0.079	U	2600
SV-C-6-7	TRICHLOROETHENE	1.7		250^{M}
SV-C-6-7	VINYL CHLORIDE	0.074	U	280
SV-C7-7	1,1-DICHLOROETHANE	0.04	U	770
SV-C7-7	1,1-DICHLOROETHENE	0.052	U	8800
SV-C7-7	1,2,4-TRICHLOROBENZENE	0.29	U	180
SV-C7-7	1,2-DICHLOROETHANE	0.077	U	47
SV-C7-7	BENZENE	0.52	J	160
SV-C7-7	CARBON TETRACHLORIDE	0.53		82
SV-C7-7	CHLOROFORM	0.087	J	53
SV-C7-7	CIS-1,2-DICHLOROETHENE	0.095	U	----
SV-C7-7	DICHLORODIFLUOROMETHANE	2.5		8800
SV-C7-7	ETHYLBENZENE	0.21	J	490
SV-C7-7	METHYL TERT-BUTYL ETHER	0.25	U	4700
SV-C7-7	METHYLENE CHLORIDE	0.8	B	2600
SV-C7-7	NAPHTHALENE	0.6	B	36
SV-C7-7	TETRACHLOROETHENE	0.25	J	210
SV-C7-7	TOLUENE	1.2		220000
SV-C7-7	TOTAL XYLENES	0.85		4400
SV-C7-7	TRANS-1,2-DICHLOROETHENE	0.079	U	2600
SV-C7-7	TRICHLOROETHENE	0.12	J	250^{M}
SV-C7-7	VINYL CHLORIDE	0.074	U	280
SV-C7-7-2	1,1-DICHLOROETHANE	0.04	U	770
SV-C7-7-2	1,1-DICHLOROETHENE	0.052	U	8800
SV-C7-7-2	1,2,4-TRICHLOROBENZENE	0.29	U	180

TABLE 3-19

SUB-SLAB VAPOR SAMPLE RESULTS, BUILDING B, OCTOBER 2009
LOCKHEED MARTIN MIDDLE RIVER COMPLEX
MIDDLE RIVER, MARYLAND

Sample ID	Analyte	Result (ug/m^3)	Qualifier	Target Shallow Soil Gas Concentration(1)
SV-C7-7-2	1,2-DICHLOROETHANE	0.24	J	47
SV-C7-7-2	BENZENE	0.89		160
SV-C7-7-2	CARBON TETRACHLORIDE	0.57		82
SV-C7-7-2	CHLOROFORM	0.16	J	53
SV-C7-7-2	CIS-1,2-DICHLOROETHENE	0.095	U	----
SV-C7-7-2	DICHLORODIFLUOROMETHANE	2.9		8800
SV-C7-7-2	ETHYLBENZENE	0.53		490
SV-C7-7-2	METHYL TERT-BUTYL ETHER	0.25	U	4700
SV-C7-7-2	METHYLENE CHLORIDE	0.72	B	2600
SV-C7-7-2	NAPHTHALENE	0.19	U	36
SV-C7-7-2	TETRACHLOROETHENE	0.41	J	210
SV-C7-7-2	TOLUENE	2.7		220000
SV-C7-7-2	TOTAL XYLENES	2.2		4400
SV-C7-7-2	TRANS-1,2-DICHLOROETHENE	0.079	U	2600
SV-C7-7-2	TRICHLOROETHENE	0.41		250^{M}
SV-C7-7-2	VINYL CHLORIDE	0.074	U	280

Notes:
U = nondetect J = estimated B = blank contaminated
(1) Screening values derived in accordance with Draft Guidance for Evaluating the Vapor Intrusion to Indoor Air Pathway from Groundwater and Soils November 2002. Sceening values = EPA Industrial Air Screening Values ÷ 0.1 attenutation factor and correspond to a target cancer risk level of 1.0E-05.
Gray shaded values exceed screening value
SV - Sub-slab vapor
ug/m^3 - micrograms per cubic meter
M = screening value based on MDE IAQ target concentration of 25 ug/m3 divided by attenuation factor of 0.1
---- = not available

TABLE 3-20

CO-LOCATED SUB-SLAB VAPOR AND IAQ SAMPLE RESULTS, BUILDING B, OCTOBER 2009
LOCKHEED MARTIN MIDDLE RIVER COMPLEX
MIDDLE RIVER, MARYLAND

Analyte	Sub-Slab Vapor Sample ID	Result (ug/m^3)	Qualifier	Co-Located IAQ Sample ID	Result (ug/m^3)	Qualifier
1,1-DICHLOROETHANE	SV-C-6-7	0.04	U	IAQ-C16-7	0.04	U
1,1-DICHLOROETHENE	SV-C-6-7	0.1	J	IAQ-C16-7	0.052	U
1,2,4-TRICHLOROBENZENE	SV-C-6-7	0.29	U	IAQ-C16-7	0.29	U
1,2-DICHLOROETHANE	SV-C-6-7	0.077	U	IAQ-C16-7	0.077	U
BENZENE	SV-C-6-7	0.62		IAQ-C16-7	0.45	
CARBON TETRACHLORIDE	SV-C-6-7	7.6		IAQ-C16-7	0.58	J
CHLOROFORM	SV-C-6-7	16		IAQ-C16-7	0.31	J
CIS-1,2-DICHLOROETHENE	SV-C-6-7	0.095	U	IAQ-C16-7	0.095	U
DICHLORODIFLUOROMETHANE	SV-C-6-7	1.7		IAQ-C16-7	2.4	
ETHYLBENZENE	SV-C-6-7	1.1		IAQ-C16-7	0.38	
METHYL TERT-BUTYL ETHER	SV-C-6-7	0.25	U	IAQ-C16-7	0.25	U
METHYLENE CHLORIDE	SV-C-6-7	0.85	B	IAQ-C16-7	0.96	
NAPHTHALENE	SV-C-6-7	19	J	IAQ-C16-7	0.37	J
TETRACHLOROETHENE	SV-C-6-7	64		IAQ-C16-7	0.19	J
TOLUENE	SV-C-6-7	12		IAQ-C16-7	3	
TOTAL XYLENES	SV-C-6-7	6.2		IAQ-C16-7	1.79	
TRANS-1,2-DICHLOROETHENE	SV-C-6-7	0.079	U	IAQ-C16-7	0.079	U
TRICHLOROETHENE	SV-C-6-7	1.7		IAQ-C16-7	0.075	U
VINYL CHLORIDE	SV-C-6-7	0.074	U	IAQ-C16-7	0.074	U
1,1-DICHLOROETHANE	SV-1-C-7	0.4	U	IAQ-C1-7	0.04	U
1,1-DICHLOROETHENE	SV-1-C-7	1	J	IAQ-C1-7	0.052	U
1,2,4-TRICHLOROBENZENE	SV-1-C-7	2.9	U	IAQ-C1-7	0.29	U
1,2-DICHLOROETHANE	SV-1-C-7	0.77	U	IAQ-C1-7	0.077	U
BENZENE	SV-1-C-7	0.73	U	IAQ-C1-7	0.44	
CARBON TETRACHLORIDE	SV-1-C-7	0.94	U	IAQ-C1-7	0.53	J
CHLOROFORM	SV-1-C-7	7.4		IAQ-C1-7	0.13	J
CIS-1,2-DICHLOROETHENE	SV-1-C-7	230		IAQ-C1-7	0.095	U
DICHLORODIFLUOROMETHANE	SV-1-C-7	2.2	J	IAQ-C1-7	2.5	
ETHYLBENZENE	SV-1-C-7	1.2	U	IAQ-C1-7	0.5	
METHYL TERT-BUTYL ETHER	SV-1-C-7	2.5	U	IAQ-C1-7	0.25	U
METHYLENE CHLORIDE	SV-1-C-7	4.5	J	IAQ-C1-7	2.8	
NAPHTHALENE	SV-1-C-7	1.9	U	IAQ-C1-7	0.59	J
TETRACHLOROETHENE	SV-1-C-7	3	J	IAQ-C1-7	1.2	
TOLUENE	SV-1-C-7	0.79	U	IAQ-C1-7	3.4	
TOTAL XYLENES	SV-1-C-7	3.2	U	IAQ-C1-7	2.3	
TRANS-1,2-DICHLOROETHENE	SV-1-C-7	49		IAQ-C1-7	0.079	U
TRICHLOROETHENE	SV-1-C-7	330		IAQ-C1-7	0.88	
VINYL CHLORIDE	SV-1-C-7	0.74	U	IAQ-C1-7	0.074	U
1,1-DICHLOROETHANE	SV-5-C-7	0.04	U	IAQ-C2-7	0.04	U
1,1-DICHLOROETHENE	SV-5-C-7	0.052	U	IAQ-C2-7	0.052	U
1,2,4-TRICHLOROBENZENE	SV-5-C-7	0.29	U	IAQ-C2-7	0.29	U
1,2-DICHLOROETHANE	SV-5-C-7	0.077	U	IAQ-C2-7	0.077	U
BENZENE	SV-5-C-7	0.36		IAQ-C2-7	0.42	
CARBON TETRACHLORIDE	SV-5-C-7	0.44	J	IAQ-C2-7	0.54	J
CHLOROFORM	SV-5-C-7	8.5		IAQ-C2-7	0.12	J
CIS-1,2-DICHLOROETHENE	SV-5-C-7	0.095	U	IAQ-C2-7	0.095	U
DICHLORODIFLUOROMETHANE	SV-5-C-7	3.7		IAQ-C2-7	2.4	
ETHYLBENZENE	SV-5-C-7	0.24	J	IAQ-C2-7	0.5	
METHYL TERT-BUTYL ETHER	SV-5-C-7	0.25	U	IAQ-C2-7	0.25	U
METHYLENE CHLORIDE	SV-5-C-7	0.49	B	IAQ-C2-7	0.92	
NAPHTHALENE	SV-5-C-7	0.47	J	IAQ-C2-7	0.19	U
TETRACHLOROETHENE	SV-5-C-7	66		IAQ-C2-7	0.44	J
TOLUENE	SV-5-C-7	0.53		IAQ-C2-7	3.5	
TOTAL XYLENES	SV-5-C-7	1.08		IAQ-C2-7	2.29	
TRANS-1,2-DICHLOROETHENE	SV-5-C-7	0.079	U	IAQ-C2-7	0.079	U
TRICHLOROETHENE	SV-5-C-7	0.94		IAQ-C2-7	0.22	
VINYL CHLORIDE	SV-5-C-7	0.074	U	IAQ-C2-7	0.074	U

TABLE 3-20

CO-LOCATED SUB-SLAB VAPOR AND IAQ SAMPLE RESULTS, BUILDING B, OCTOBER 2009
LOCKHEED MARTIN MIDDLE RIVER COMPLEX
MIDDLE RIVER, MARYLAND

Analyte	Sub-Slab Vapor Sample ID	Result (ug/m^3)	Qualifier	Co-Located IAQ Sample ID	Result (ug/m^3)	Qualifier
1,1-DICHLOROETHANE	SV-7-C-7	0.12	J	IAQ-C3-7	0.04	U
1,1-DICHLOROETHENE	SV-7-C-7	0.052	U	IAQ-C3-7	0.052	U
1,2,4-TRICHLOROBENZENE	SV-7-C-7	0.29	U	IAQ-C3-7	0.29	U
1,2-DICHLOROETHANE	SV-7-C-7	0.077	U	IAQ-C3-7	0.088	J
BENZENE	SV-7-C-7	0.22	J	IAQ-C3-7	0.56	
CARBON TETRACHLORIDE	SV-7-C-7	0.23	J	IAQ-C3-7	0.49	J
CHLOROFORM	SV-7-C-7	2		IAQ-C3-7	0.12	J
CIS-1,2-DICHLOROETHENE	SV-7-C-7	0.095	U	IAQ-C3-7	0.095	U
DICHLORODIFLUOROMETHANE	SV-7-C-7	77		IAQ-C3-7	2.4	
ETHYLBENZENE	SV-7-C-7	0.39		IAQ-C3-7	1.1	
METHYL TERT-BUTYL ETHER	SV-7-C-7	0.25	U	IAQ-C3-7	0.25	U
METHYLENE CHLORIDE	SV-7-C-7	0.56	B	IAQ-C3-7	0.81	
NAPHTHALENE	SV-7-C-7	6.7	J	IAQ-C3-7	0.64	J
TETRACHLOROETHENE	SV-7-C-7	2.4		IAQ-C3-7	0.26	J
TOLUENE	SV-7-C-7	0.45		IAQ-C3-7	3.7	
TOTAL XYLENES	SV-7-C-7	2.6		IAQ-C3-7	4.9	
TRANS-1,2-DICHLOROETHENE	SV-7-C-7	0.079	U	IAQ-C3-7	0.079	U
TRICHLOROETHENE	SV-7-C-7	0.075	U	IAQ-C3-7	0.25	
VINYL CHLORIDE	SV-7-C-7	0.074	U	IAQ-C3-7	0.074	U
1,1-DICHLOROETHANE	SV-9-C-7	0.04	U	IAQ-C4-7	0.04	U
1,1-DICHLOROETHENE	SV-9-C-7	0.052	U	IAQ-C4-7	0.052	U
1,2,4-TRICHLOROBENZENE	SV-9-C-7	0.29	U	IAQ-C4-7	0.29	U
1,2-DICHLOROETHANE	SV-9-C-7	0.077	U	IAQ-C4-7	0.082	J
BENZENE	SV-9-C-7	0.14	J	IAQ-C4-7	0.6	
CARBON TETRACHLORIDE	SV-9-C-7	0.6		IAQ-C4-7	0.61	
CHLOROFORM	SV-9-C-7	2.7		IAQ-C4-7	0.15	J
CIS-1,2-DICHLOROETHENE	SV-9-C-7	0.095	U	IAQ-C4-7	0.095	U
DICHLORODIFLUOROMETHANE	SV-9-C-7	27		IAQ-C4-7	3.1	
ETHYLBENZENE	SV-9-C-7	0.36		IAQ-C4-7	0.72	
METHYL TERT-BUTYL ETHER	SV-9-C-7	0.25	U	IAQ-C4-7	0.25	U
METHYLENE CHLORIDE	SV-9-C-7	0.41	B	IAQ-C4-7	2.5	
NAPHTHALENE	SV-9-C-7	1.1	J	IAQ-C4-7	0.21	J
TETRACHLOROETHENE	SV-9-C-7	7.9		IAQ-C4-7	0.32	J
TOLUENE	SV-9-C-7	0.89		IAQ-C4-7	4.2	
TOTAL XYLENES	SV-9-C-7	2		IAQ-C4-7	3.46	
TRANS-1,2-DICHLOROETHENE	SV-9-C-7	0.079	U	IAQ-C4-7	0.079	U
TRICHLOROETHENE	SV-9-C-7	0.16	J	IAQ-C4-7	0.075	U
VINYL CHLORIDE	SV-9-C-7	0.074	U	IAQ-C4-7	0.074	U
1,1-DICHLOROETHANE	SV-C-5-7	0.04	U	IAQ-C6-7	0.04	U
1,1-DICHLOROETHENE	SV-C-5-7	0.052	U	IAQ-C6-7	0.052	U
1,2,4-TRICHLOROBENZENE	SV-C-5-7	0.29	U	IAQ-C6-7	0.29	U
1,2-DICHLOROETHANE	SV-C-5-7	0.077	U	IAQ-C6-7	0.077	U
BENZENE	SV-C-5-7	0.8		IAQ-C6-7	0.57	
CARBON TETRACHLORIDE	SV-C-5-7	0.62		IAQ-C6-7	0.6	
CHLOROFORM	SV-C-5-7	0.38	J	IAQ-C6-7	0.27	J
CIS-1,2-DICHLOROETHENE	SV-C-5-7	0.095	U	IAQ-C6-7	0.095	U
DICHLORODIFLUOROMETHANE	SV-C-5-7	2.3		IAQ-C6-7	2.9	
ETHYLBENZENE	SV-C-5-7	0.88		IAQ-C6-7	0.78	
METHYL TERT-BUTYL ETHER	SV-C-5-7	0.25	U	IAQ-C6-7	0.25	U
METHYLENE CHLORIDE	SV-C-5-7	0.62	B	IAQ-C6-7	0.73	
NAPHTHALENE	SV-C-5-7	0.19	U	IAQ-C6-7	0.54	J
TETRACHLOROETHENE	SV-C-5-7	0.26	J	IAQ-C6-7	0.75	
TOLUENE	SV-C-5-7	9.9		IAQ-C6-7	3.6	
TOTAL XYLENES	SV-C-5-7	4		IAQ-C6-7	4.2	
TRANS-1,2-DICHLOROETHENE	SV-C-5-7	0.079	U	IAQ-C6-7	0.079	U
TRICHLOROETHENE	SV-C-5-7	0.21		IAQ-C6-7	0.089	J
VINYL CHLORIDE	SV-C-5-7	0.074	U	IAQ-C6-7	0.074	U

TABLE 3-20

CO-LOCATED SUB-SLAB VAPOR AND IAQ SAMPLE RESULTS, BUILDING B, OCTOBER 2009
LOCKHEED MARTIN MIDDLE RIVER COMPLEX
MIDDLE RIVER, MARYLAND

Analyte	Sub-Slab Vapor Sample ID	Result (ug/m^3)	Qualifier	Co-Located IAQ Sample ID	Result (ug/m^3)	Qualifier
1,1-DICHLOROETHANE	SV-C-4-7	0.32	J	IAQ-C7-7	0.04	U
1,1-DICHLOROETHENE	SV-C-4-7	0.43	J	IAQ-C7-7	0.069	J
1,2,4-TRICHLOROBENZENE	SV-C-4-7	1.4	U	IAQ-C7-7	0.29	U
1,2-DICHLOROETHANE	SV-C-4-7	0.38	U	IAQ-C7-7	0.1	J
BENZENE	SV-C-4-7	2		IAQ-C7-7	0.63	
CARBON TETRACHLORIDE	SV-C-4-7	0.64	J	IAQ-C7-7	0.63	
CHLOROFORM	SV-C-4-7	1.8	J	IAQ-C7-7	0.22	J
CIS-1,2-DICHLOROETHENE	SV-C-4-7	140		IAQ-C7-7	0.095	U
DICHLORODIFLUOROMETHANE	SV-C-4-7	2.2		IAQ-C7-7	2.9	
ETHYLBENZENE	SV-C-4-7	6.7		IAQ-C7-7	0.91	
METHYL TERT-BUTYL ETHER	SV-C-4-7	1.2	U	IAQ-C7-7	0.25	U
METHYLENE CHLORIDE	SV-C-4-7	2	B	IAQ-C7-7	6.2	
NAPHTHALENE	SV-C-4-7	3.5	J	IAQ-C7-7	0.73	J
TETRACHLOROETHENE	SV-C-4-7	0.65	J	IAQ-C7-7	0.25	J
TOLUENE	SV-C-4-7	8		IAQ-C7-7	4.5	
TOTAL XYLENES	SV-C-4-7	55		IAQ-C7-7	5.2	
TRANS-1,2-DICHLOROETHENE	SV-C-4-7	3		IAQ-C7-7	0.079	U
TRICHLOROETHENE	SV-C-4-7	560		IAQ-C7-7	0.13	J
VINYL CHLORIDE	SV-C-4-7	0.37	U	IAQ-C7-7	0.074	U
1,1-DICHLOROETHANE	SV-C-2-7	0.04	U	IAQ-C8-7	0.04	U
1,1-DICHLOROETHENE	SV-C-2-7	0.052	U	IAQ-C8-7	0.052	U
1,2,4-TRICHLOROBENZENE	SV-C-2-7	0.29	U	IAQ-C8-7	0.29	U
1,2-DICHLOROETHANE	SV-C-2-7	0.077	U	IAQ-C8-7	0.13	J
BENZENE	SV-C-2-7	0.62		IAQ-C8-7	0.72	
CARBON TETRACHLORIDE	SV-C-2-7	0.5		IAQ-C8-7	0.65	
CHLOROFORM	SV-C-2-7	1.1		IAQ-C8-7	0.25	J
CIS-1,2-DICHLOROETHENE	SV-C-2-7	0.095	U	IAQ-C8-7	0.095	U
DICHLORODIFLUOROMETHANE	SV-C-2-7	2.1		IAQ-C8-7	2.9	
ETHYLBENZENE	SV-C-2-7	5.1		IAQ-C8-7	1.1	
METHYL TERT-BUTYL ETHER	SV-C-2-7	0.25	U	IAQ-C8-7	0.25	U
METHYLENE CHLORIDE	SV-C-2-7	0.85	B	IAQ-C8-7	4.9	
NAPHTHALENE	SV-C-2-7	0.52	J	IAQ-C8-7	0.78	J
TETRACHLOROETHENE	SV-C-2-7	0.61		IAQ-C8-7	0.27	J
TOLUENE	SV-C-2-7	2.6		IAQ-C8-7	6	
TOTAL XYLENES	SV-C-2-7	19.8		IAQ-C8-7	6.3	
TRANS-1,2-DICHLOROETHENE	SV-C-2-7	0.079	U	IAQ-C8-7	0.079	U
TRICHLOROETHENE	SV-C-2-7	2.7		IAQ-C8-7	0.22	
VINYL CHLORIDE	SV-C-2-7	0.074	U	IAQ-C8-7	0.074	U
1,1-DICHLOROETHANE	SV-C-3-7	0.29	J	IAQ-C9-7	0.053	J
1,1-DICHLOROETHENE	SV-C-3-7	0.052	U	IAQ-C9-7	0.087	J
1,2,4-TRICHLOROBENZENE	SV-C-3-7	0.29	U	IAQ-C9-7	0.29	U
1,2-DICHLOROETHANE	SV-C-3-7	0.077	U	IAQ-C9-7	0.24	J
BENZENE	SV-C-3-7	0.53		IAQ-C9-7	0.61	
CARBON TETRACHLORIDE	SV-C-3-7	0.5	J	IAQ-C9-7	0.66	
CHLOROFORM	SV-C-3-7	0.44		IAQ-C9-7	0.25	J
CIS-1,2-DICHLOROETHENE	SV-C-3-7	0.19	J	IAQ-C9-7	0.095	U
DICHLORODIFLUOROMETHANE	SV-C-3-7	2.3		IAQ-C9-7	3	
ETHYLBENZENE	SV-C-3-7	2.8		IAQ-C9-7	1.9	
METHYL TERT-BUTYL ETHER	SV-C-3-7	0.25	U	IAQ-C9-7	0.25	U
METHYLENE CHLORIDE	SV-C-3-7	0.73	B	IAQ-C9-7	1.6	
NAPHTHALENE	SV-C-3-7	0.44	J	IAQ-C9-7	0.71	J
TETRACHLOROETHENE	SV-C-3-7	0.26	J	IAQ-C9-7	0.26	J
TOLUENE	SV-C-3-7	2.4		IAQ-C9-7	3.5	
TOTAL XYLENES	SV-C-3-7	16.8		IAQ-C9-7	11.9	
TRANS-1,2-DICHLOROETHENE	SV-C-3-7	0.079	U	IAQ-C9-7	0.079	U
TRICHLOROETHENE	SV-C-3-7	2.6		IAQ-C9-7	0.55	
VINYL CHLORIDE	SV-C-3-7	0.074	U	IAQ-C9-7	0.074	U

TABLE 3-20

CO-LOCATED SUB-SLAB VAPOR AND IAQ SAMPLE RESULTS, BUILDING B, OCTOBER 2009
LOCKHEED MARTIN MIDDLE RIVER COMPLEX
MIDDLE RIVER, MARYLAND

Analyte	Sub-Slab Vapor Sample ID	Result (ug/m^3)	Qualifier	Co-Located IAQ Sample ID	Result (ug/m^3)	Qualifier
1,1-DICHLOROETHANE	ISG-14-C-7	6.1	U	IAQ-C10-7	0.04	U
1,1-DICHLOROETHENE	ISG-14-C-7	7.7	U	IAQ-C10-7	0.052	U
1,2,4-TRICHLOROBENZENE	ISG-14-C-7	43	U	IAQ-C10-7	0.29	U
1,2-DICHLOROETHANE	ISG-14-C-7	12	U	IAQ-C10-7	0.21	J
BENZENE	ISG-14-C-7	11	UJ	IAQ-C10-7	0.83	
CARBON TETRACHLORIDE	ISG-14-C-7	14	U	IAQ-C10-7	0.68	
CHLOROFORM	ISG-14-C-7	11	U	IAQ-C10-7	0.34	J
CIS-1,2-DICHLOROETHENE	ISG-14-C-7	14	U	IAQ-C10-7	0.095	U
DICHLORODIFLUOROMETHANE	ISG-14-C-7	20	U	IAQ-C10-7	3.2	
ETHYLBENZENE	ISG-14-C-7	62		IAQ-C10-7	1	
METHYL TERT-BUTYL ETHER	ISG-14-C-7	37	U	IAQ-C10-7	0.25	U
METHYLENE CHLORIDE	ISG-14-C-7	19	B	IAQ-C10-7	0.52	J
NAPHTHALENE	ISG-14-C-7	750	J	IAQ-C10-7	0.84	J
TETRACHLOROETHENE	ISG-14-C-7	16	U	IAQ-C10-7	0.27	J
TOLUENE	ISG-14-C-7	6500		IAQ-C10-7	4.4	
TOTAL XYLENES	ISG-14-C-7	420		IAQ-C10-7	5.4	
TRANS-1,2-DICHLOROETHENE	ISG-14-C-7	12	U	IAQ-C10-7	0.079	U
TRICHLOROETHENE	ISG-14-C-7	11	U	IAQ-C10-7	0.23	
VINYL CHLORIDE	ISG-14-C-7	11	U	IAQ-C10-7	0.074	U
1,1-DICHLOROETHANE	ISG-13-C-7	0.081	U	IAQ-C11-7	0.04	U
1,1-DICHLOROETHENE	ISG-13-C-7	0.1	U	IAQ-C11-7	0.052	U
1,2,4-TRICHLOROBENZENE	ISG-13-C-7	0.58	U	IAQ-C11-7	0.29	U
1,2-DICHLOROETHANE	ISG-13-C-7	0.15	U	IAQ-C11-7	0.084	J
BENZENE	ISG-13-C-7	1.3	J	IAQ-C11-7	0.54	J
CARBON TETRACHLORIDE	ISG-13-C-7	0.51	J	IAQ-C11-7	0.54	
CHLOROFORM	ISG-13-C-7	0.15	U	IAQ-C11-7	0.22	J
CIS-1,2-DICHLOROETHENE	ISG-13-C-7	0.19	U	IAQ-C11-7	0.095	U
DICHLORODIFLUOROMETHANE	ISG-13-C-7	2.6		IAQ-C11-7	2.5	
ETHYLBENZENE	ISG-13-C-7	13		IAQ-C11-7	0.51	
METHYL TERT-BUTYL ETHER	ISG-13-C-7	0.49	U	IAQ-C11-7	0.25	U
METHYLENE CHLORIDE	ISG-13-C-7	0.85	B	IAQ-C11-7	1.3	
NAPHTHALENE	ISG-13-C-7	15	J	IAQ-C11-7	0.55	J
TETRACHLOROETHENE	ISG-13-C-7	0.39	J	IAQ-C11-7	0.19	J
TOLUENE	ISG-13-C-7	120		IAQ-C11-7	2	
TOTAL XYLENES	ISG-13-C-7	98		IAQ-C11-7	2.64	
TRANS-1,2-DICHLOROETHENE	ISG-13-C-7	0.16	U	IAQ-C11-7	0.079	U
TRICHLOROETHENE	ISG-13-C-7	0.18	J	IAQ-C11-7	0.075	U
VINYL CHLORIDE	ISG-13-C-7	0.15	U	IAQ-C11-7	0.074	U
1,1-DICHLOROETHANE	SV-C-7-7	0.04	U	IAQ-C12-7	0.04	U
1,1-DICHLOROETHENE	SV-C-7-7	0.052	U	IAQ-C12-7	0.052	U
1,2,4-TRICHLOROBENZENE	SV-C-7-7	0.29	U	IAQ-C12-7	0.29	U
1,2-DICHLOROETHANE	SV-C-7-7	0.077	U	IAQ-C12-7	0.077	U
BENZENE	SV-C-7-7	0.52	J	IAQ-C12-7	0.61	
CARBON TETRACHLORIDE	SV-C-7-7	0.53		IAQ-C12-7	0.55	J
CHLOROFORM	SV-C-7-7	0.087	J	IAQ-C12-7	0.088	J
CIS-1,2-DICHLOROETHENE	SV-C-7-7	0.095	U	IAQ-C12-7	0.095	U
DICHLORODIFLUOROMETHANE	SV-C-7-7	2.5		IAQ-C12-7	2.6	
ETHYLBENZENE	SV-C-7-7	0.21	J	IAQ-C12-7	0.26	J
METHYL TERT-BUTYL ETHER	SV-C-7-7	0.25	U	IAQ-C12-7	0.25	U
METHYLENE CHLORIDE	SV-C-7-7	0.8	B	IAQ-C12-7	4.1	
NAPHTHALENE	SV-C-7-7	0.6	B	IAQ-C12-7	0.19	U
TETRACHLOROETHENE	SV-C-7-7	0.25	J	IAQ-C12-7	0.19	J
TOLUENE	SV-C-7-7	1.2		IAQ-C12-7	1.5	
TOTAL XYLENES	SV-C-7-7	0.85	J	IAQ-C12-7	0.99	J
TRANS-1,2-DICHLOROETHENE	SV-C-7-7	0.079	U	IAQ-C12-7	0.079	U
TRICHLOROETHENE	SV-C-7-7	0.12	J	IAQ-C12-7	0.075	U
VINYL CHLORIDE	SV-C-7-7	0.074	U	IAQ-C12-7	0.074	U

TABLE 3-20

CO-LOCATED SUB-SLAB VAPOR AND IAQ SAMPLE RESULTS, BUILDING B, OCTOBER 2009
LOCKHEED MARTIN MIDDLE RIVER COMPLEX
MIDDLE RIVER, MARYLAND

Analyte	Sub-Slab Vapor Sample ID	Result (ug/m^3)	Qualifier	Co-Located IAQ Sample ID	Result (ug/m^3)	Qualifier
1,1-DICHLOROETHANE	ISG-12-C-7	0.04	U	IAQ-C13-7	0.04	U
1,1-DICHLOROETHENE	ISG-12-C-7	0.052	U	IAQ-C13-7	0.052	U
1,2,4-TRICHLOROBENZENE	ISG-12-C-7	0.29	U	IAQ-C13-7	0.29	U
1,2-DICHLOROETHANE	ISG-12-C-7	0.077	U	IAQ-C13-7	0.077	U
BENZENE	ISG-12-C-7	0.34	J	IAQ-C13-7	0.49	
CARBON TETRACHLORIDE	ISG-12-C-7	0.77		IAQ-C13-7	0.54	J
CHLOROFORM	ISG-12-C-7	0.27	J	IAQ-C13-7	0.25	J
CIS-1,2-DICHLOROETHENE	ISG-12-C-7	0.095	U	IAQ-C13-7	0.095	U
DICHLORODIFLUOROMETHANE	ISG-12-C-7	4.8		IAQ-C13-7	2.4	
ETHYLBENZENE	ISG-12-C-7	1.5		IAQ-C13-7	0.34	J
METHYL TERT-BUTYL ETHER	ISG-12-C-7	0.25	U	IAQ-C13-7	0.25	U
METHYLENE CHLORIDE	ISG-12-C-7	0.68	B	IAQ-C13-7	0.92	
NAPHTHALENE	ISG-12-C-7	62	J	IAQ-C13-7	0.57	J
TETRACHLOROETHENE	ISG-12-C-7	5.3		IAQ-C13-7	0.17	J
TOLUENE	ISG-12-C-7	27		IAQ-C13-7	1.4	
TOTAL XYLENES	ISG-12-C-7	12.4		IAQ-C13-7	1.57	
TRANS-1,2-DICHLOROETHENE	ISG-12-C-7	0.079	U	IAQ-C13-7	0.079	U
TRICHLOROETHENE	ISG-12-C-7	3.7		IAQ-C13-7	0.075	U
VINYL CHLORIDE	ISG-12-C-7	0.074	U	IAQ-C13-7	0.074	U
1,1-DICHLOROETHANE	SV-C-1-7	0.04	U	IAQ-C14-7	0.04	U
1,1-DICHLOROETHENE	SV-C-1-7	0.052	U	IAQ-C14-7	0.052	U
1,2,4-TRICHLOROBENZENE	SV-C-1-7	0.29	U	IAQ-C14-7	0.29	U
1,2-DICHLOROETHANE	SV-C-1-7	0.077	U	IAQ-C14-7	0.077	U
BENZENE	SV-C-1-7	0.67	J	IAQ-C14-7	0.52	J
CARBON TETRACHLORIDE	SV-C-1-7	0.67		IAQ-C14-7	0.59	
CHLOROFORM	SV-C-1-7	1		IAQ-C14-7	0.35	J
CIS-1,2-DICHLOROETHENE	SV-C-1-7	0.095	U	IAQ-C14-7	0.095	U
DICHLORODIFLUOROMETHANE	SV-C-1-7	3		IAQ-C14-7	2.5	
ETHYLBENZENE	SV-C-1-7	2.3		IAQ-C14-7	0.53	
METHYL TERT-BUTYL ETHER	SV-C-1-7	0.25	U	IAQ-C14-7	0.25	U
METHYLENE CHLORIDE	SV-C-1-7	1.5		IAQ-C14-7	1.9	
NAPHTHALENE	SV-C-1-7	2.2	J	IAQ-C14-7	0.47	J
TETRACHLOROETHENE	SV-C-1-7	1.4		IAQ-C14-7	0.16	J
TOLUENE	SV-C-1-7	3.5		IAQ-C14-7	2.2	
TOTAL XYLENES	SV-C-1-7	13.1		IAQ-C14-7	3	
TRANS-1,2-DICHLOROETHENE	SV-C-1-7	0.079	U	IAQ-C14-7	0.079	U
TRICHLOROETHENE	SV-C-1-7	0.17	J	IAQ-C14-7	0.11	J
VINYL CHLORIDE	SV-C-1-7	0.074	U	IAQ-C14-7	0.074	U
1,1-DICHLOROETHANE	ISG-11-C-7	0.5	J	IAQ-C-15-7	0.04	U
1,1-DICHLOROETHENE	ISG-11-C-7	0.1	U	IAQ-C-15-7	0.052	U
1,2,4-TRICHLOROBENZENE	ISG-11-C-7	0.58	U	IAQ-C-15-7	0.29	U
1,2-DICHLOROETHANE	ISG-11-C-7	0.15	U	IAQ-C-15-7	0.14	J
BENZENE	ISG-11-C-7	0.44	J	IAQ-C-15-7	0.69	
CARBON TETRACHLORIDE	ISG-11-C-7	3.4		IAQ-C-15-7	0.62	
CHLOROFORM	ISG-11-C-7	1.8		IAQ-C-15-7	0.97	
CIS-1,2-DICHLOROETHENE	ISG-11-C-7	0.19	U	IAQ-C-15-7	0.095	U
DICHLORODIFLUOROMETHANE	ISG-11-C-7	89		IAQ-C-15-7	3.1	
ETHYLBENZENE	ISG-11-C-7	3.6		IAQ-C-15-7	0.68	
METHYL TERT-BUTYL ETHER	ISG-11-C-7	0.49	U	IAQ-C-15-7	0.25	U
METHYLENE CHLORIDE	ISG-11-C-7	2	B	IAQ-C-15-7	11	
NAPHTHALENE	ISG-11-C-7	4.6	J	IAQ-C-15-7	0.46	J
TETRACHLOROETHENE	ISG-11-C-7	150		IAQ-C-15-7	0.23	J
TOLUENE	ISG-11-C-7	110		IAQ-C-15-7	2.8	
TOTAL XYLENES	ISG-11-C-7	26.5		IAQ-C-15-7	3.8	
TRANS-1,2-DICHLOROETHENE	ISG-11-C-7	0.16	U	IAQ-C-15-7	0.079	U
TRICHLOROETHENE	ISG-11-C-7	4.7		IAQ-C-15-7	0.2	J
VINYL CHLORIDE	ISG-11-C-7	0.15	U	IAQ-C-15-7	0.074	U

Notes:
J = estimated U = nondetect B = blank contaminated
Gray shaded values exceed screening value
SV - Sub-slab vapor
IAQ = indoor Air Quality
ug/m^3 - micrograms per cubic meter
NA = not applicable

TABLE 3-21

SUMMARY OF POSITIVE DETECTS FOR VAPOR SAMPLES
BUILDING A PLATING SHOP
LOCKHEED MARTIN MIDDLE RIVER COMPLEX
MIDDLE RIVER, MARYLAND

Sample ID:	**SV-13**	**SV-13**	**SV-13D**	**SV-13**	**SV-13**	**SV-13**	**SV-13**	**SV-13**	**%Δ (Mar-06 to Nov-08)**
Sample Date:	**Mar-06**	**Dec-06**	**Dec-06**	**Apr-07**	**Oct-07**	**Jul-08**	**Nov-08**	**Oct-09**	
Location:	**BLDG A**	**BLDG A**	**BLDG A**	**BLDG A**	**BLDG A**	**BLDG A**	**BLDG A**	**BLDG A**	
Volatiles (ug/m3)	SV-13								
1,1-Dichloroethane	17900	9080	9360	11000	3400	200	--	NS	NA
1,1-Dichloroethene	--	--	--	--	--	520	16	NS	NA
1,2,4-Trichlorobenzene	--	--	--	--	--	--	--	NS	NA
1,1,1-Trichloroethane	--	--	--	--	--	550	--	NS	NA
Methylene chloride	--	--	--	--	--	--	20	NS	NA
Benzene	61.2 J	81.6	88.3	--	--	--	--	NS	NA
Carbon tetrachloride	--	--	--	--	--	--	--	NS	NA
Chloroform	59.1	84.7 J	95.6 J	64.5 J	--	--	--	NS	NA
cis-1,2-Dichloroethene	230000 J	242000	234000	292000	15000	3800	47	NS	**-100**
Dichlorodifluoromethane	--	--	--	--	--	--	--	NS	NA
Ethylbenzene	26.8 B	--	--	--	--	--	--	NS	NA
Methyl tert-butyl ether	155 J	--	--	--	--	NA	NA	NS	NA
Tetrachloroethene	215	178	195	166 J	--	--	--	NS	NA
Toluene	69.5	--	--	--	1100	--	170	NS	**145**
Total Xylenes	82.9 J	--	--	--	--	--	15	NS	**-82**
trans-1,2-Dichloroethene	1190 J	3160	3470	4650	--	--	--	NS	NA
Trichloroethene	270000 J	369000	352000	326000	820	4700	46	NS	**-100**
Vinyl chloride	182 J	618	701	549	--	--	--	NS	NA

TABLE 3-21

SUMMARY OF POSITIVE DETECTS FOR VAPOR SAMPLES
BUILDING A PLATING SHOP
LOCKHEED MARTIN MIDDLE RIVER COMPLEX
MIDDLE RIVER, MARYLAND

Sample ID:	**SV-15**	**SV-15**	**SV-15**	**SV-15**	**SV-15D**	**SV-15**	**SV-15**	**SV-15**	**%Δ (Mar-06 to Oct-09)**
Sample Date:	**Mar-06**	**Dec-06**	**Apr-07**	**Oct-07**	**Oct-07**	**Jul-08**	**Nov-08**	**Oct-09**	
Location:	**BLDG A**	**BLDG A**	**BLDG A**	**BLDG A**	**BLDG A**	**BLDG A**	**BLDG A**	**BLDG A**	
Volatiles (ug/m3)	SV-15								
1,1-Dichloroethane	27700 J	2160	6010	5700	7600	320	480	0.43 J	**-100**
1,1-Dichloroethene	--	--	--	--	--	3400	6400	3.4	NA
1,2,4-Trichlorobenzene	--	--	--	--	--	--	--	--	NA
1,1,1-Trichloroethane	--	--	--	--	--	9800	2500	--	NA
Benzene	50.6 J	21.7 J	--	--	--	--	--	--	NA
Carbon tetrachloride	6.3 J	--	--	--	--	--	--	--	NA
Chloroform	63.4 J	67.7	109	--	--	--	--	--	NA
cis-1,2-Dichloroethene	118000 J	83800	167000	140000	190000	7800	20000	36	**-100**
Dichlorodifluoromethane	--	--	--	--	--	--	--	3.2 J	NA
Ethylbenzene	794 J	43.4 J	--	--	--	--	--	4.6	**-99**
Methyl tert-butyl ether	1050 J	18.8 J	--	--	--	NA	NA	--	NA
Tetrachloroethene	346 J	54.9 J	98.5	--	--	--	--	--	NA
Toluene	431 J	16 J	14.8 J	--	--	--	480	210	**-51**
Total Xylenes	5150 J	--	--	--	--	--	310	13.9	**-100**
trans-1,2-Dichloroethene	1370 J	1430	4660	2100	3200	--	--	--	NA
Trichloroethene	154000 J	161000	326000	150000	220000	17000	12000	8.1	**-100**
Vinyl chloride	100 J	210	491	--	--	--	--	--	NA

TABLE 3-21

SUMMARY OF POSITIVE DETECTS FOR VAPOR SAMPLES
BUILDING A PLATING SHOP
LOCKHEED MARTIN MIDDLE RIVER COMPLEX
MIDDLE RIVER, MARYLAND

Sample ID:	SV-16	SV-16	SV-16	SV-16	%Δ	SV-17	SV-17	SV-17	SV-17	%Δ
Sample Date:	Mar-06	Jul-08	Nov-08	Oct-09	(Mar-06 to Nov-08)	Mar-06	Jul-08	Nov-08	Oct-09	(Mar-06 to Oct-09)
Location:	BLDG A	BLDG A	BLDG A	BLDG A		BLDG A	BLDG A	BLDG A	BLDG A	
Volatiles (ug/m3)	SV-16					SV-17				
1,1-Dichloroethane	42700 J	180	1400	NS	**-97**	5.6	NS	47	6.7	**20**
1,1-Dichloroethene	--	2100	18000	NS	NA	--	NS	38	6	NA
1,2,4-Trichlorobenzene	--	--	--	NS	NA	--	NS	--	--	NA
Chloroethane	--	--	53	NS	NA	--	NS	--	--	NA
1,1,1-Trichloroethane	--	67	420	NS	NA	--	NS	21	--	NA
Benzene	46.1 J	--	--	NS	NA	0.9 J	NS	--	0.41	**-54**
Carbon tetrachloride	10.7 J	--	--	NS	NA	0.8 J	NS	--	0.53	**-34**
Chloroform	47.4 J	--	--	NS	NA	1.1 J	NS	78	27	**2355**
cis-1,2-Dichloroethene	5820	710	3000	NS	**-48**	43.8	NS	8	2.4	**-95**
Dichlorodifluoromethane	--	--	--	NS	NA	2.8	NS	--	2.8	NA
Ethylbenzene	19.2 B	--	--	NS	NA	0.5 B	NS	--	3.3	**560**
Methyl tert-butyl ether	1490 J	--	--	NS	NA	0.7 J	NS	NA	0.51 J	**-27**
Tetrachloroethene	514 J	--	--	NS	NA	0.7 J	NS	--	0.81	**16**
Toluene	30.8 B	--	--	NS	NA	2.3	NS	--	58	**2422**
Total Xylenes	68.1 J	--	--	NS	NA	1.7 J	NS	--	11.3	**565**
trans-1,2-Dichloroethene	297 J	--	--	NS	NA	0.7 J	NS	--	0.2 J	**-71**
Trichloroethene	6870	1300	3700	NS	**-46**	60.4	NS	310	67	**11**
Vinyl chloride	124 J	--	63	NS	NA	--	NS	--	0.1 J	NA

TABLE 3-21

SUMMARY OF POSITIVE DETECTS FOR VAPOR SAMPLES
BUILDING A PLATING SHOP
LOCKHEED MARTIN MIDDLE RIVER COMPLEX
MIDDLE RIVER, MARYLAND

Sample ID:	**SV-18**	**SV-18**	**SV-18**	**SV-18**	**SV-18D**	**SV-18**	**SV-18**	**SV-18**	**%Δ**
Sample Date:	**Mar-06**	**Dec-06**	**Apr-07**	**Oct-07**	**Oct-07**	**Jul-08**	**Nov-08**	**Oct-09**	**(Mar-06 to Oct-09)**
Location:	**BLDG A**	**BLDG A**	**BLDG A**	**BLDG A**	**BLDG A**	**BLDG A**	**BLDG A**	**BLDG A**	
Volatiles (ug/m3)	SV-18								
1,1-Dichloroethane	9550 J	1750	78600	10	76000	NS	44000	1100	**-88**
1,1-Dichloroethene	--	--	--	--	--	NS	1500000	43000	NA
1,2,4-Trichlorobenzene	--	--	--	--	--	NS	--	--	NA
Benzene	1.5 J	--	--	--	--	NS	--	--	NA
Carbon tetrachloride	1.8 J	17.3	337	--	--	NS	--	--	NA
Chloroform	5.7	8.8 J	316	--	--	NS	--	--	NA
cis-1,2-Dichloroethene	2040 J	6270	232000	30	250000	NS	170000	4400	**116**
Dichlorodifluoromethane	--	--	--	--	--	NS	--	--	NA
Ethylbenzene	0.8 J	--	--	--	--	NS	--	--	NA
Methyl tert-butyl ether	14.4	5.3 J	--	--	--	NS	--	--	NA
Tetrachloroethene	9.9	91.2	4470	--	--	NS	--	--	NA
Toluene	1.6 B	2.1 J	29.6 J	--	--	NS	--	--	NA
Total Xylenes	2.5 J	--	--	--	--	NS	--	500	**19900**
trans-1,2-Dichloroethene	15.4	113	4160	--	--	NS	--	--	NA
Trichloroethene	20900 J	162000	6200000	330	3900000	NS	2700000	63000	**201**
Vinyl chloride	7	91.2	1850	--	--	NS	--	--	NA

SV - soil vapor
D - duplicate
J - estimated
-- not detected, below detection limit

NS - not sampled
NA - not applicable
%Δ - Percentage increase or decrease pre- versus post-remediation

TABLE 3-22

SUMMARY OF POSITIVE DETECTS FOR VAPOR SAMPLES
BUILDING C BASEMENT AREA
LOCKHEED MARTIN MIDDLE RIVER COMPLEX
MIDDLE RIVER, MARYLAND

Sample ID:	**SV-1**	**SV-1D**	**SV-1**	**SV-1**	**SV-1**	**SV-1**	**SV-1**	**SV-1**	**%Δ (Mar-06 to Oct-09)**
Sample Date:	**Mar-06**	**Mar-06**	**Dec-06**	**Apr-07**	**Oct-07**	**Jul-08**	**Nov-08**	**Oct-09**	
Location:	**BLDG C**	**BLDG C**	**BLDG C**	**BLDG C**	**BLDG C**	**BLDG C**	**BLDG C**	**BLDG C**	
Volatiles (ug/m3)	SV-1								
1,1-Dichloroethane	5410	2960	--	--	--	--	--		NA
1,1-Dichloroethene	--	--	--	--	--	24	39	1 J	NA
1,2,4-Trichlorobenzene	--	--	--	--	--	--	--		NA
Benzene	--	33.4 J	--	--	--	--	--		NA
Carbon tetrachloride	--	--	--	--	--	--	--		NA
Chloroform	86.8 J	56.8 J	--	--	--	--	--	7.4	**-91**
cis-1,2-Dichloroethene	792000 J	840000 J	481000	1550000	260000	1100	3300	230	**-100**
Dichlorodifluoromethane	--	--	--	--	--	--	--	2.2 J	NA
Ethylbenzene	39.3 B	34.8 B	--	--	--	--	--		NA
Methyl tert-butyl ether	332	238	--	--	--	NA	NA		NA
Styrene	--	--	--	--	--	13	--		NA
Tetrachloroethene	107 J	100 J	158 J	136 J	--	--	--	3 J	**-97**
Toluene	103 B	86.8	--	--	--	--	--		NA
Total Xylenes	68.7 J	81.5 J	--	--	--	--	--	3.2	**-95**
trans-1,2-Dichloroethene	5180	2580	5200	5930	3500	--	--	49	**-99**
Trichloroethene	19200	16400 J	19600	21100	8500	450	850	330	**-98**
Vinyl chloride	1320	542	761	578	--	58	40	--	NA

TABLE 3-22

SUMMARY OF POSITIVE DETECTS FOR VAPOR SAMPLES
BUILDING C BASEMENT AREA
LOCKHEED MARTIN MIDDLE RIVER COMPLEX
MIDDLE RIVER, MARYLAND

Sample ID:	**SV-2**	**SV-2**	**SV-2**	**SV-2**	**%Δ**	**SV-3**	**SV-3**	**SV-3**	**SV-3**	**%Δ**
Sample Date:	**Mar-06**	**Jul-08**	**Nov-08**	**Oct-09**	**(Mar-06 to Nov-08)**	**Mar-06**	**Jul-08**	**Nov-08**	**Oct-09**	**(Mar-06 to Nov-08)**
Location:	**BLDG C**	**BLDG C**	**BLDG C**	**BLDG C**		**BLDG C**	**BLDG C**	**BLDG C**	**BLDG C**	
Volatiles (ug/m3)	SV-2					SV-3				
1,1-Dichloroethane	10.6 B	--	--	NS	NA	3.4 B	--	--	NS	NA
1,2,4-Trichlorobenzene	--	--	--	NS	NA	--	--	--	NS	NA
Methylene chloride	--	44	--	NS	NA	--	--	--	NS	NA
Benzene	18.3 J	--	8.4	NS	**-54**	6.7 J	64	--	NS	NA
Carbon tetrachloride	--	--	--	NS	NA	1.8 J	--	--	NS	NA
Chloroform	552 J	--	18	NS	**-97**	66	--	--	NS	NA
cis-1,2-Dichloroethene	320 J	22	350	NS	**9**	93	--	8.5	NS	**-91**
Dichlorodifluoromethane	4.5 J	--	--	NS	NA	--	--	--	NS	NA
Ethylbenzene	38.2 J	--	--	NS	NA	19	--	--	NS	NA
Methyl tert-butyl ether	1000	NA	NA	NS	NA	469	--	--	NS	NA
Tetrachloroethene	174 J	--	--	NS	NA	388	--	14	NS	**-96**
Toluene	65.9 J	14	--	NS	NA	18.8	--	NA	NS	NA
Total Xylenes	95.5 J	--	--	NS	NA	70.9	--	--	NS	NA
trans-1,2-Dichloroethene	20.9 J	--	--	NS	NA	24.4	--	--	NS	NA
Trichloroethene	408 J	55	770	NS	**89**	2130	49	60	NS	**-97**
Vinyl chloride	15.9 J	--	--	NS	NA	--	--	--	NS	NA

TABLE 3-22

SUMMARY OF POSITIVE DETECTS FOR VAPOR SAMPLES
BUILDING C BASEMENT AREA
LOCKHEED MARTIN MIDDLE RIVER COMPLEX
MIDDLE RIVER, MARYLAND

Sample ID:	SV-4	SV-4	SV-4	SV-4	SV-4	SV-4	SV-4	%Δ (Mar-06 to Nov-08)
Sample Date:	Mar-06	Dec-06	Apr-07	Oct-07	Jul-08	Nov-08	Oct-09	
Location:	BLDG C	BLDG C	BLDG C	BLDG C	BLDG C	BLDG C	BLDG C	
Volatiles (ug/m3)	**SV-4**							
1,1-Dichloroethane	1010	--	--	--	--	--	NS	NA
1,1-Dichloroethene	--	--	--	--	9.7	9.9	NS	NA
1,2,4-Trichlorobenzene	--	--	--	--	--	--	NS	NA
Methylene chloride	--	--	--	--	--	36	NS	NA
Benzene	51.2	50	71.2	--	--	--	NS	NA
Carbon tetrachloride	--	--	--	--	--	--	NS	NA
Chloroform	131	7 J	--	--	270	240	NS	**83**
cis-1,2-Dichloroethene	65800	79300	58100	11000	650	520	NS	**-99**
Dichlorodifluoromethane	--	--	--	--	--	--	NS	NA
Ethylbenzene	58.9	4.3 J	4 J	--	--	--	NS	NA
Methyl tert-butyl ether	420	--	--	--	--	NA	NS	NA
Tetrachloroethene	72.1	33.9	33.8 J	--	--	--	NS	NA
Toluene	211	51.2	72.1	210	--	--	NS	NA
Total Xylenes	264	--	--	--	--	--	NS	NA
trans-1,2-Dichloroethene	1020	661	759	140	--	--	NS	NA
Trichloroethene	14400	28300	16500	2700	430	300	NS	**-98**
Vinyl chloride	663	381	609	--	16	13	NS	**-55**

TABLE 3-22

SUMMARY OF POSITIVE DETECTS FOR VAPOR SAMPLES
BUILDING C BASEMENT AREA
LOCKHEED MARTIN MIDDLE RIVER COMPLEX
MIDDLE RIVER, MARYLAND

Sample ID:	SV-5	SV-5	SV-5	SV-5		%Δ (Mar-06 to Oct-09)	SV-6	SV-6	SV-6	SV-6	%Δ (Mar-06 to Nov-08)
Sample Date:	Mar-06	Jul-08	Nov-08	Oct-09			Mar-06	Jul-08	Nov-08	Oct-09	
Location:	BLDG C	BLDG C	BLDG C	BLDG C			BLDG C	BLDG C	BLDG C	BLDG C	
Volatiles (ug/m3)	SV-5						SV-6				
1,1-Dichloroethane	--	NS	--	--		NA	0.5 B	NS	--	NS	NA
1,2,4-Trichlorobenzene	--	NS	--	--		NA	--	NS	--	NS	NA
1,2,4-Trimethylbenzene	--	NS	--	--		NA	--	NS	12	NS	NA
Benzene	9 J	NS	--	0.36		**-96**	23.5 J	NS	--	NS	NA
Trichlorofluormethane	--	NS	19	--		NA	--	NS	--	NS	NA
Methylene chloride	--	NS	--	--		NA	--	NS	52	NS	NA
Carbon tetrachloride	0.9 J	NS	--	0.44	J	**-51**	1.4 J	NS	--	NS	NA
Chloroform	286	NS	15	8.5		**-97**	390	NS	--	NS	NA
cis-1,2-Dichloroethene	0.8 B	NS	--	--		NA	2.7 B	NS	--	NS	NA
Dichlorodifluoromethane	3.1 J	NS	--	3.7		**19**	2.6 J	NS	--	NS	NA
Ethylbenzene	93.6 J	NS	--	0.24	J	**-100**	164 J	NS	--	NS	NA
Methyl tert-butyl ether	572	NS	NA	--		NA	416	NS	NA	NS	NA
Tetrachloroethene	82.9 J	NS	64	66		**-20**	76.3 J	NS	42	NS	**-45**
Toluene	157 J	NS	--	0.53		**-100**	249	NS	--	NS	NA
Total Xylenes	407 J	NS	--	1.08		**-100**	935	NS	--	NS	NA
trans-1,2-Dichloroethene	--	NS	--	--		NA	--	NS	--	NS	NA
Trichloroethene	2 B	NS	--	0.94		**-53**	5.1 B	NS	--	NS	NA
Vinyl chloride	--	NS	--	--		NA	--	NS	--	NS	NA

SV - soil vapor
D - duplicate
J - estimated
-- - not detected

NA - not applicable
%Δ - Percentage increase or decrease pre- versus post-remediation

TABLE 3-23

SUMMARY OF POSITIVE DETECTS FOR VAPOR SAMPLES
BUILDINGS A AND C SSD EXTRATION POINTS
LOCKHEED MARTIN MIDDLE RIVER COMPLEX
MIDDLE RIVER, MARYLAND

Sample ID:	**Influent**	**Influent**	**Influent**	**Influent**	**Influent**	**%Δ**	**Influent**	**Influent**	**Influent**	**Influent**	**Influent**	**%Δ**
Sample Date:	**Mar-08**	**Jul-08**	**Nov-08**	**Oct-09**	**Dec-09**	**(Mar-08 to Dec-09)**	**Mar-06**	**Jul-08**	**Nov-08**	**Oct-09**	**Dec-09**	**(Mar-08 to Dec-09)**
Location:	**BLDG A**	**BLDG A**	**BLDG A**	**BLDG A**	**BLDG A**		**BLDG C**	**BLDG C**	**BLDG C**	**BLDG C**	**BLDG C**	
Volatiles (ug/m3)	Building A						Building C					
1,1-Dichloroethane	2,100	110	300	64	48	**-98**	--	--	--	--	--	NA
1,1-Dichloroethene	7,900	430	1100	210	180	**-98**	--	--	--	--	--	NA
1,1,1-Trichloroethane	30000	3200	6500	1500	1100	**-96**	--	--	--	--	--	NA
1,2,4-Trimethylbenzene	--	--	--	--	--	NA	990	45	--	--	--	NA
1,3,5-Trimethylbenzene	--	--	--	--	--	NA	740	36	--	--	--	NA
Benzene	--	--	--	--	--	NA	--	--	--	--	--	NA
cis-1,2-Dichloroethene	8300	350	1300	230	190	**-98**	25000	1300	390	200	96	**-100**
Ethylbenzene	300	--	--	--	--	NA	320	--	--	--	--	NA
Methylene Chloride	--	--	--	--	--	NA	--	--	--	--	--	NA
m-Xylene & p-Xylene	1100	--	--	9.7	--	NA	1100	--	--	--	8.7	**-99**
o-Xylene	280	--	--	--	--	NA	370	--	--	--	--	NA
Tetrachloroethene	--	--	--	--	--	NA	--	14	--	--	--	NA
Toluene	330	--	72	20	39	**-88**	--	--	--	--	26	NA
Trichloroethene	44000	3700	7200	1400	1300	**-97**	550	440	110	64	45	**-92**
Trichlorofluoromethane	--	--	--	--	--	**NA**	--	--	--	--	--	NA
Vinyl Chloride	--	--	--	--	--	**NA**	2100	35	17	--	--	NA

SV - soil vapor
D - duplicate
J - estimated
-- - not detected

NA - not applicable
%Δ - Percentage increase or decrease pre- versus post-remediation

MARTIN STATE AIRPORT

FIGURE 3-1

IAQ BACKGROUND SAMPLING LOCATIONS
ROUND 6 AND ROUND 7
JULY AND OCTOBER 2009

LEGEND

- BACKGROUND SAMPLING LOCATION
- WATER

Lockheed Martin Middle River Complex
Middle River, Maryland

0 100 200 300 400 Feet

N

DATE MODIFIED: 1/29/10

CREATED BY: MP

Tetra Tech, Inc.

Map Document: (K:\GProject\middle_river\Maps\Middle River BCK_Locs_29Jan10.mxd)
1/29/2010 -- 11:26:41 AM

Figure 3-2

Indoor Air and Sub-Slab Vapor Monitoring Locations for Building A Round 6 and Round 7 July and October 2009

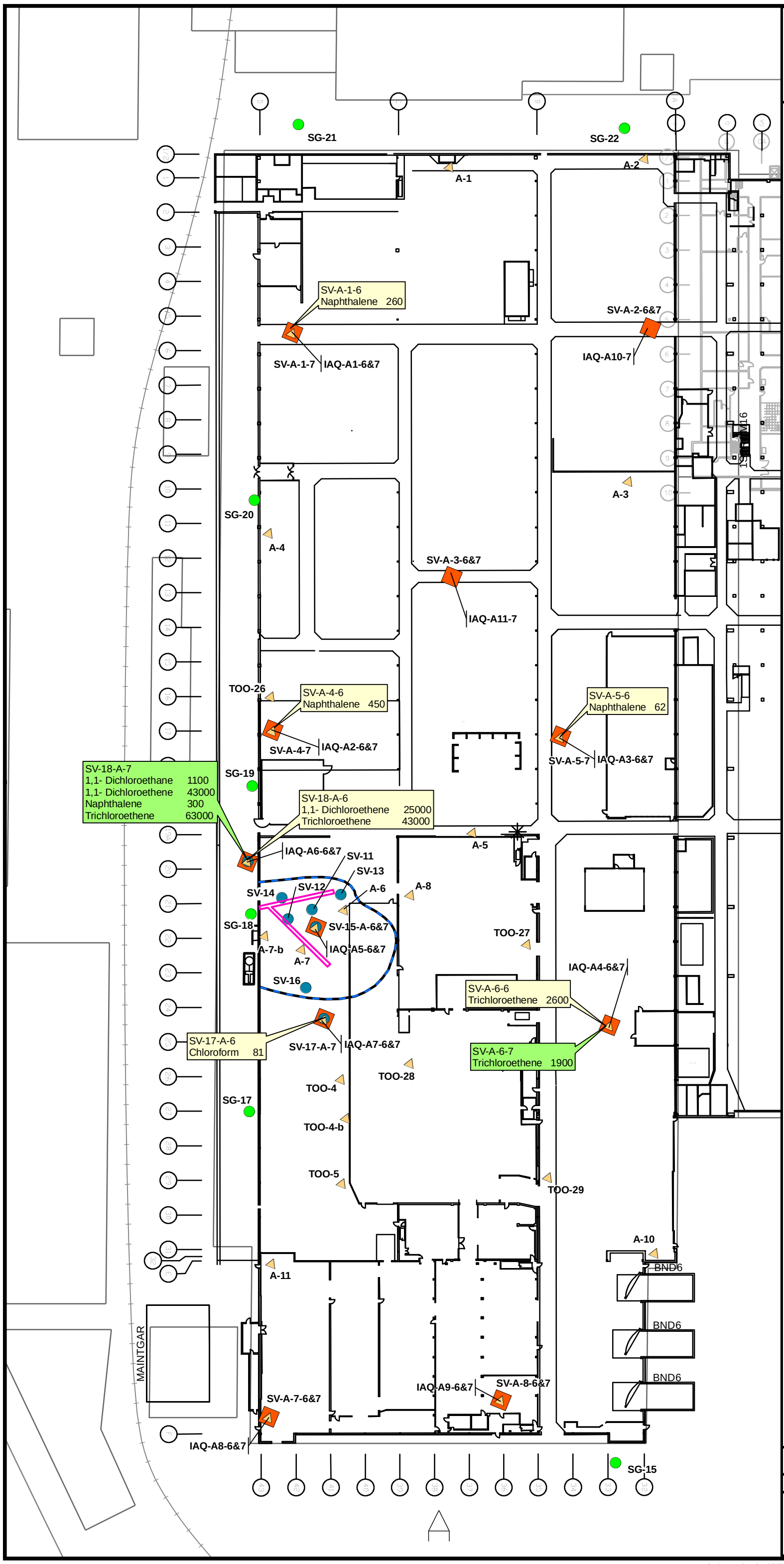

Lockheed Martin Middle River Complex
Middle River, Maryland

DATE MODIFIED: 3/18/10 CREATED BY: MP

Tetra Tech, Inc.

Map Document: (K:\GProject\middle_river\Maps\Block I bldg A_18March10.mxd)
3/18/2010 -- 3:59:15 PM

Figure 3-3

Indoor Air and Sub-Slab Vapor Monitoring Locations for Building B Round 6 and Round 7 July and October 2009

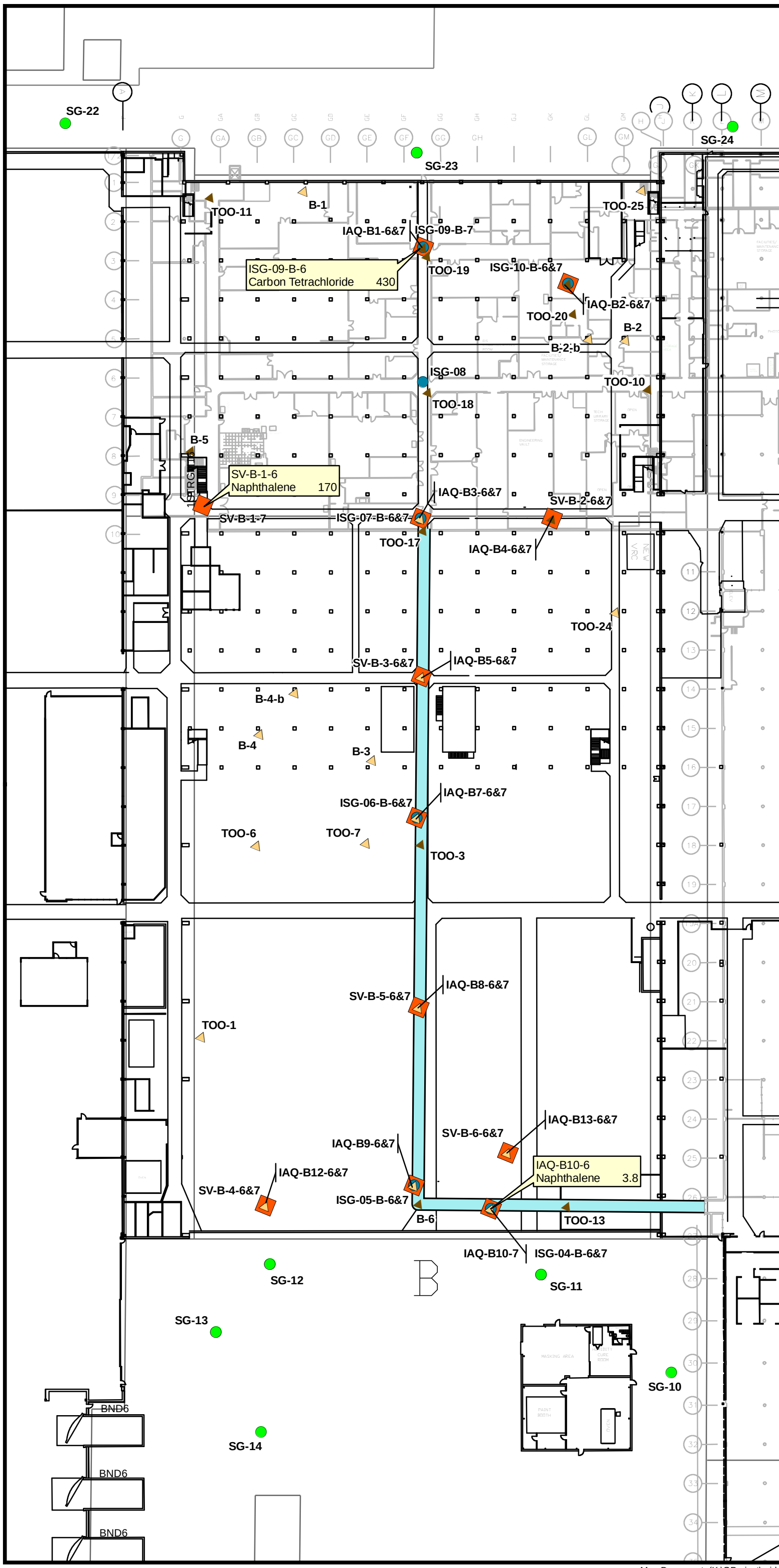

Lockheed Martin Middle River Complex
Middle River, Maryland

DATE MODIFIED: 3/19/10 CREATED BY: MP

Tetra Tech, Inc.

Map Document: (K:\GProject\middle_river\Maps\Block I bldg B_19March10.mxd)
3/19/2010 -- 2:04:40 PM

Figure 3-4

Indoor Air and Sub-Slab Vapor Monitoring Locations for Building C Round 6 and Round 7 July and October 2009

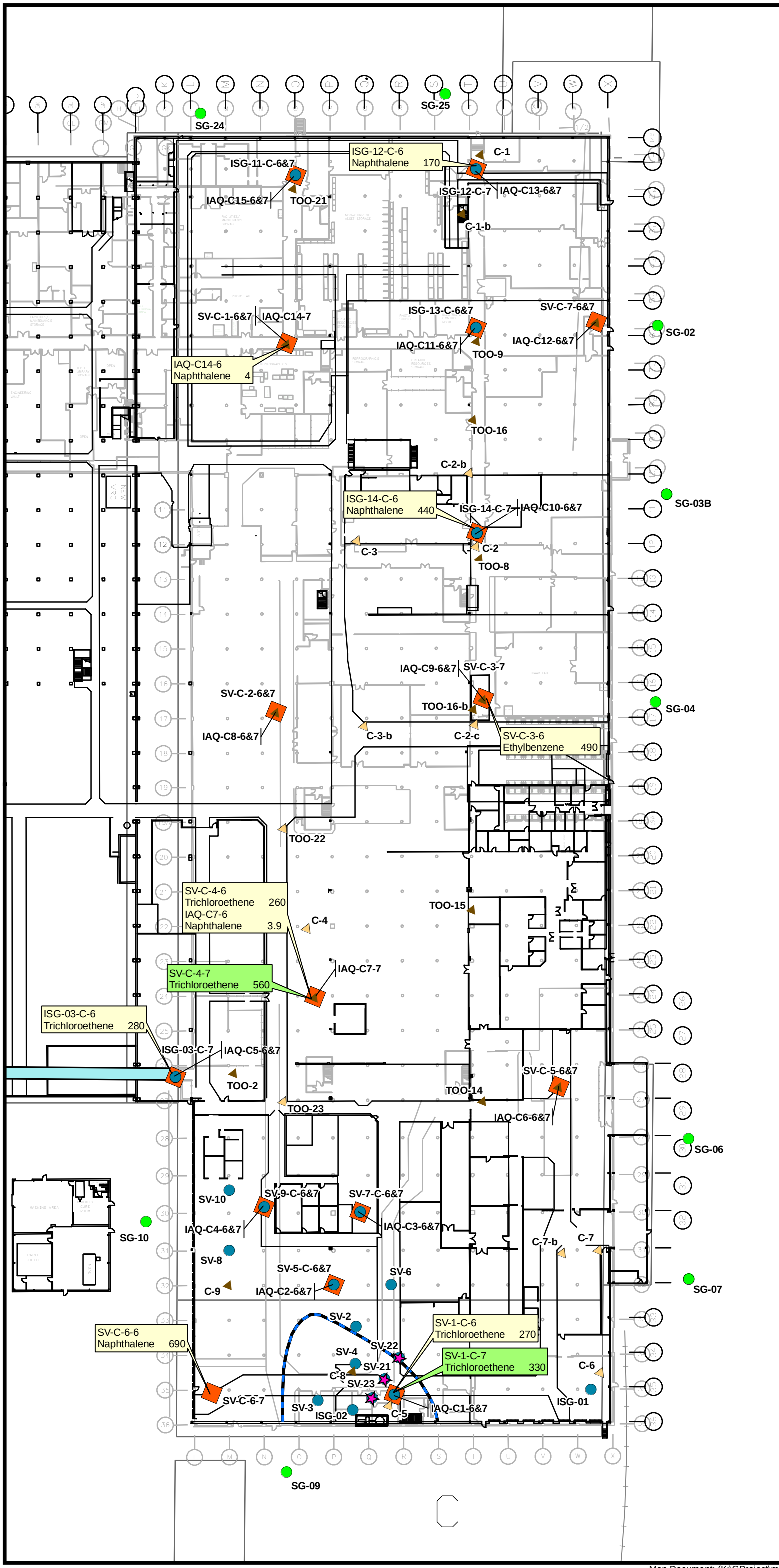

Legend

- IAQ, Basement
- IAQ, 1st Floor
- SV/ISG
- SG Exterior
- SSD Vapor Extraction Points
- SSD Radius of Influence
- Tunnel
- Buildings A, B, and C
- Building B and C Basement
- New Sampling Location (July 2009)
- Sampling of Pre-existing Location
- SSD Treatment Unit
- Round 7 Exceedance
- Round 6 Exceedance

concentrations in ug/m^3

IAQ - Indoor Air Quality
SV - Sub-Slab Vapor
ISG - Interior Soil Gas

N

0 12.5 25 50 75 100 Feet

Lockheed Martin Middle River Complex
Middle River, Maryland

DATE MODIFIED: 3/15/10 CREATED BY: MP

Tetra Tech, Inc.

Map Document: (K:\GProject\middle_river\Maps\Block I bldg C_03March10.mxd)
3/17/2010 -- 3:55:41 PM

Section 4
Sub-Slab Depressurization System Data Analysis

4.1 SUB-SLAB VAPOR MONITORING POINTS

No sub-slab vapor monitoring points were sampled as part of the Building A Plating Shop and Building C sub slab depressurization (SSD) systems' operation in 2009. However, sub-slab samples collected during the October 2009 IAQ investigation included three vapor monitoring points within 100 feet of the Building A SSD system extraction trenches and two vapor monitoring points within 100 feet of the Building C SSD system extraction points. The sub-slab vapor monitoring points sampled included SV-15, SV-17, and SV-18 in Building A, and SV-1 and SV-5 in Building C. SV-15, SV-18, and SV-1 locations had some of the highest concentrations of TCE detected in the site characterization study (Tetra Tech, 2006) and were considered to be in the core of the impacted areas of Building A (SV-15), Building A Basement (SV-18), and Building C (SV-1). SV-17 and SV-5 had much lower TCE concentrations and were considered at the edge of impacted areas in Building A and Building C, respectively.

Tables 4-1 and 4-2 summarize the detected concentrations of target VOCs in the sub-slab vapor samples collected in 2009 at the Building A Plating Shop and Building C Basement, respectively. Sub-slab vapor samples were previously collected in March 2006 (as part of the site characterization study [Tetra Tech, 2006a]), December 2006, April 2007, October 2007 (as part of the indoor air quality investigation [Tetra Tech 2007 and 2008a, 2008b]), and July 2008 and November 2008 (as part of the operation of the SSD systems [Tetra Tech, 2008c]). Tables 4-1 and 4-2 also include historic data for all sub slab vapor sampling locations to provide data on contaminant concentrations over time. These tables also report the percent change in contaminant concentrations from the initial April 2007 sampling to the most recent October 2009 or November 2008 sampling events. For those sub-slab vapor sampling locations for which April 2007 data were not available, the most recent data before system start-up was used.

As illustrated in Tables 4-1 and 4-2, the October 2009 concentrations of TCE and other VOCs at SV-15 in Building A and SV-1 in Building C are considerably lower than the concentrations measured before startup of the SSD systems on March 31, 2008. Concentrations detected in the October 2009 sampling at SV-17 have declined to similar levels as what was found in the March 2006 sampling event, after the increased levels found in the November 2008 sampling event. Results from SV-18 (in the Building A Basement) show decreased concentrations of 1,1-dichloroethane, 1,1-dichloroethene, cis-1,2-dichloroethene, and trichloroethene since the previous sampling event in November 2008; however, except for 1,1-dichloroethane, concentrations remain higher than those initially measured in March 2006. SV-18 is unlikely to be significantly influenced by the Building A SSD system because it is in the Building A Basement.

An additional extraction point in the Building A Basement should be considered. Groundwater levels beneath the basement are close to the bottom of the slab, so the extraction point would have to be shallow. The existing Building A system has capacity to add another extraction point.

Continued decline of sub-slab concentrations at the Building C SSD system indicate the system is working effectively

4.2 SSD-SYSTEM INFLUENT-VAPOR SAMPLES

SSD-system vapor samples were collected monthly in 2009 as part of the Building A Plating Shop and Building C Basement SSD systems' operation. VOC concentrations in the granular activated carbon (GAC) influent, midpoint (after the lead unit), and effluent (after the second unit) are monitored to determine when the midpoint concentration reaches 15% of the influent so that change out of the lead GAC unit can be scheduled. Collecting these samples also allows monitoring of the trend in reduction of system influent concentrations over time.

Samples were collected directly from the sampling ports at the influent, mid-point, and effluent of the carbon units at the Building A Plating Shop and Building C Basement by attaching a clean one-liter SUMMA canister to the Teflon® tubing of each sampling port for approximately one minute. Samples were submitted to TestAmerica Laboratories, Inc. for VOC analysis by EPA Method TO-15.

Table 4-3 summarizes the detected concentrations of target VOCs in the influent vapor samples at the Building A Plating Shop and Building C Basement collected from system start-up in March 2008 through December 2009. This table also reports the percent change in contaminant concentrations from the initial March 2008 sampling to the most recent December 2009 sampling events. As shown in Table 4-3, the December 2009 concentrations of TCE and other VOCs at the Building A Plating Shop and Building C Basement are considerably lower than concentrations measured in March 2008, at startup of the SSD systems.

Since system start-up on March 31, 2008, total VOCs have decreased from 94,310 $\mu g/m^3$ to 2,857 $\mu g/m^3$, or 97.0%, in the Building A system influent, and from 31,170 $\mu g/m^3$ to 176 $\mu g/m^3$, or 99.4%, in the Building C influent. In 2009, mass-removal rates ranged from 0.025-0.063 lbs/day of VOCs in Building A, totaling 14.84 lbs. In Building C, mass-removal rates ranged from 0.0009–0.01 lbs/day of VOCs, totaling 1.21 pounds. lbs. Cumulative-removal totals since system start-up to December 2009 are 48.31 and 4.18 lbs of VOCs in Buildings A and C, respectively.

The SSD systems are performing as designed. Each system has induced vacuum influence over an approximate 80-foot by 80-foot area encompassing all the SV monitoring points exhibiting VOCs at relatively elevated levels. The systems have removed VOC mass and treated emissions with GAC. During the lifespan of system operation, 15 200-lb GAC units have been used for the Building A system and six units for the Building C system.

Approximately 62 lbs of GAC have been used per pound of VOCs removed by the Building A system, and 287 lbs of GAC used per pound of VOCs removed by the Building C system. Further information regarding system performance can be found in the Remedial Action Progress Reports. remedial action progress reports. The report for April 1 to September 30, 2009 is included as Appendix G.

Table 4-1

Summary of Positive Detects for Vapor Samples
Building A Plating Shop
Lockheed Martin Corporation, Middle River Complex
Middle River, Maryland

Volatiles (ug/m3)	**SV-11**						**SV-12**					
Sample ID:	SV-11	SV-11	SV-11	SV-11	Δ	%Δ	SV-12	SV-12	SV-12	SV-12	Δ	%Δ
Sample Date:	Mar-06	Jul-08	Nov-08	Oct-09	(Mar-06 to	(Mar-06 to	Mar-06	Jul-08	Nov-08	Oct-09	(Mar-06 to	(Mar-06 to
Location:	BLDG A	BLDG A	BLDG A	BLDG A	Nov-08)	Nov-08)	BLDG A	BLDG A	BLDG A	BLDG A	Nov-08)	Nov-08)
1,1-Dichloroethane	8070	12000	4600	NS	**-3470.0**	**-43.0**	26900	2400	11000	NS	**-15900.0**	**-59.1**
1,1-Dichloroethene	--	3900	1900	NS	NA	NA	--	1800	9900	NS	NA	NA
1,1,1-Trichloroethane	--	--	--	NS	NA	NA	--	780	3700	NS	NA	NA
1,2,4-Trichlorobenzene	--	--	--	NS	NA	NA	--	--	--	NS	NA	NA
Chloroethane	--	460	--	NS	NA	NA	--	--	--	NS	NA	NA
Methylene chloride	--	--	4800	NS	NA	NA	--		--	NS	NA	NA
Benzene	257 J	--	--	NS	NA	NA	60.6 J	--	--	NS	NA	NA
Carbon tetrachloride	--	--	--	NS	NA	NA	7.9 J	--	--	NS	NA	NA
Chloroform	10.7 J	--	--	NS	NA	NA	54.5 J	--	--	NS	NA	NA
cis-1,2-Dichloroethene	163000 J	79000	31000	NS	**-132000.0**	**-81.0**	18800	1200	2900	NS	**-15900.0**	**-84.6**
Dichlorodifluoromethane	--	--	--	NS	NA	NA	--	--	--	NS	NA	NA
Ethylbenzene	75.9	--	--	NS	NA	NA	44 J	--	--	NS	NA	NA
Methyl tert-butyl ether	425 J	--	NA	NS	NA	NA	206 J	--	NA	NS	NA	NA
Tetrachloroethene	387	--	--	NS	NA	NA	181 J	--	--	NS	NA	NA
Toluene	309	500	--	NS	NA	NA	119 J	--	--	NS	NA	NA
Total Xylenes	227	--	--	NS	NA	NA	340 J	--	--	NS	NA	NA
trans-1,2-Dichloroethene	1980 J	--	--	NS	NA	NA	240 J	--	--	NS	NA	NA
Trichloroethene	2150 J	2800	850	NS	**-1300.0**	**-60.5**	81400	3500	6800	NS	**-74600.0**	**-91.6**
Vinyl chloride	727 J	--	--	NS	NA	NA	42 J	--	--	NS	NA	NA

SV - soil vapor
J - estimated
-- - not detected

NA - not applicable
%Δ - Percentage increase or decrease pre- versus post-remediation

Table 4-1

Summary of Positive Detects for Vapor Samples
Building A Plating Shop
Lockheed Martin Corporation, Middle River Complex
Middle River, Maryland

Volatiles (ug/m3)	**SV-13**									
Sample ID:	SV-13	SV-13	SV-13D	SV-13	SV-13	SV-13	SV-13	SV-13	Δ (Apr-07 to Nov-08)	%Δ (Apr-07 to Nov-08)
Sample Date:	Mar-06	Dec-06	Dec-06	Apr-07	Oct-07	Jul-08	Nov-08	Oct-09		
Location:	BLDG A	BLDG A	BLDG A	BLDG A	BLDG A	BLDG A	BLDG A	BLDG A		
1,1-Dichloroethane	17900	9080	9360	11000	3400	200	--	NS	NA	NA
1,1-Dichloroethene	--	--	--	--	--	520	16	NS	NA	NA
1,2,4-Trichlorobenzene	--	--	--	--	--	--	--	NS	NA	NA
1,1,1-Trichloroethane	--	--	--	--	--	550	--	NS	NA	NA
Methylene chloride	--	--	--	--	--	--	20	NS	NA	NA
Benzene	61.2 J	81.6	88.3	--	--	--	--	NS	NA	NA
Carbon tetrachloride	--	--	--	--	--	--	--	NS	NA	NA
Chloroform	59.1	84.7 J	95.6 J	64.5 J	--	--	--	NS	NA	NA
cis-1,2-Dichloroethene	230000 J	242000	234000	292000	15000	3800	47	NS	**-291953.0**	**-99.98**
Dichlorodifluoromethane	--	--	--	--	--	--	--	NS	NA	NA
Ethylbenzene	26.8 B	--	--	--	--	--	--	NS	NA	NA
Methyl tert-butyl ether	155 J	--	--	--	--	NA	NA	NS	NA	NA
Tetrachloroethene	215	178	195	166 J	--	--	--	NS	NA	NA
Toluene	69.5	--	--	--	1100	--	170	NS	***+ 101.0***	**144.60**
Total Xylenes	82.9 J	--	--	--	--	--	15	NS	***- 67.9***	**-81.91**
trans-1,2-Dichloroethene	1190 J	3160	3470	4650	--	--	--	NS	NA	NA
Trichloroethene	270000 J	369000	352000	326000	820	4700	46	NS	**- 325954.0**	**-99.99**
Vinyl chloride	182 J	618	701	549	--	--	--	NS	NA	NA

SV - soil vapor
D - duplicate
J - estimated
-- - not detected (below detection limit)

NA - not applicable
Δ - increase or decrease pre- versis post-remediation
italisized - April 2007 data not available. Calculation uses next available data prior to system chart

Table 4-1

Summary of Positive Detects for Vapor Samples
Building A Plating Shop
Lockheed Martin Corporation, Middle River Complex
Middle River, Maryland

Volatiles (ug/m3)	**SV-15**									
Sample ID:	SV-15	SV-15	SV-15	SV-15	SV-15D	SV-15	SV-15	SV-15	Δ (Apr-07 to Oct-09)	%Δ (Apr-07 to Oct-09)
Sample Date:	Mar-06	Dec-06	Apr-07	Oct-07	Oct-07	Jul-08	Nov-08	Oct-09		
Location:	BLDG A	BLDG A	BLDG A	BLDG A	BLDG A	BLDG A	BLDG A	BLDG A		
1,1-Dichloroethane	27700 J	2160	6010	5700	7600	320	480	0.43 J	**- 6009.6**	**-99.99**
1,1-Dichloroethene	--	--	--	--	--	3400	6400	3.4	NA	NA
1,2,4-Trichlorobenzene	--	--	--	--	--	--	--	--	NA	NA
1,1,1-Trichloroethane	--	--	--	--	--	9800	2500	--	NA	NA
Benzene	50.6 J	21.7 J	--	--	--	--	--	--	NA	NA
Carbon tetrachloride	6.3 J	--	--	--	--	--	--	--	NA	NA
Chloroform	63.4 J	67.7	109	--	--	--	--	--	NA	NA
cis-1,2-Dichloroethene	118000 J	83800	167000	140000	190000	7800	20000	36	**-166964.0**	**-99.98**
Dichlorodifluoromethane	--	--	--	--	--	--	--	3.2 J	NA	NA
Ethylbenzene	794 J	43.4 J	--	--	--	--	--	4.6	***- 38.8***	**-89.40**
Methyl tert-butyl ether	1050 J	18.8 J	--	--	--	NA	NA	--	NA	NA
Tetrachloroethene	346 J	54.9 J	98.5	--	--	--	--	--	NA	NA
Toluene	431 J	16 J	14.8 J	--	--	--	480	210	**195.2**	**1318.92**
Total Xylenes	5150 J	--	--	--	--	--	310	13.9	***- 5136.1***	**-99.73**
trans-1,2-Dichloroethene	1370 J	1430	4660	2100	3200	--	--	--	NA	NA
Trichloroethene	154000 J	161000	326000	150000	220000	17000	12000	8.1	**- 325991.9**	**-99.998**
Vinyl chloride	100 J	210	491	--	--	--	--	--	NA	NA

SV - soil vapor
D - duplicate
J - estimated
-- - not detected (below detection limit)

NA - not applicable
Δ - increase or decrease pre- versis post-remediation
U - nondetect

Table 4-1

Summary of Positive Detects for Vapor Samples
Building A Plating Shop
Lockheed Martin Corporation, Middle River Complex
Middle River, Maryland

Volatiles (ug/m3)	**SV-16**						**SV-17**					
Sample ID:	SV-16	SV-16	SV-16	SV-16	Δ (Apr-07 to Nov-08)	%Δ (Apr-07 to Nov-08)	SV-17	SV-17	SV-17	SV-17	Δ (Apr-07 to Oct-09)	%Δ (Apr-07 to Oct-09)
Sample Date:	Mar-06	Jul-08	Nov-08	Oct-09			Mar-06	Jul-08	Nov-08	Oct-09		
Location:	BLDG A	BLDG A	BLDG A	BLDG A			BLDG A	BLDG A	BLDG A	BLDG A		
1,1-Dichloroethane	42700 J	180	1400	NS	**- 41300**	**-96.7**	5.6	NS	47	6.7	**+ 1.1**	**19.6**
1,1-Dichloroethene	--	2100	18000	NS	NA	NA	--	NS	38	6	NA	NA
1,2,4-Trichlorobenzene	--	--	--	NS	NA	NA	--	NS	--	--	NA	NA
Chloroethane	--	--	53	NS	NA	NA	--	NS	--	--	NA	NA
1,1,1-Trichloroethane	--	67	420	NS	NA	NA	--	NS	21	--	NA	NA
Benzene	46.1 J	--	--	NS	NA	NA	0.9 J	NS	--	0.41	**+ 0.5**	**-54.4**
Carbon tetrachloride	10.7 J	--	--	NS	NA	NA	0.8 J	NS	--	0.53	**- 0.3**	**-33.8**
Chloroform	47.4 J	--	--	NS	NA	NA	1.1 J	NS	78	27	**+ 25.9**	**2354.5**
cis-1,2-Dichloroethene	5820	710	3000	NS	**-2820**	**-48.5**	43.8	NS	8	2.4	**- 41.4**	**-94.5**
Dichlorodifluoromethane	--	--	--	NS	NA	NA	2.8	NS	--	2.8	0	**0.0**
Ethylbenzene	19.2 B	--	--	NS	NA	NA	0.5 B	NS	--	3.3	**+ 2.8**	**560.0**
Methyl tert-butyl ether	1490 J	--	--	NS	NA	NA	0.7 J	NS	NA	0.51 J	**- 0.2**	**-27.1**
Tetrachloroethene	514 J	--	--	NS	NA	NA	0.7 J	NS	--	0.81	**+ 0.1**	**15.7**
Toluene	30.8 B	--	--	NS	NA	NA	2.3	NS	--	58	**+ 55.7**	**2421.7**
Total Xylenes	68.1 J	--	--	NS	NA	NA	1.7 J	NS	--	11.3	**+ 9.6**	**564.7**
trans-1,2-Dichloroethene	297 J	--	--	NS	NA	NA	0.7 J	NS	--	0.2 J	**- 0.5**	**-71.4**
Trichloroethene	6870	1300	3700	NS	**-3170**	**-46.1**	60.4	NS	310	67	**+ 6.6**	**10.9**
Vinyl chloride	124 J	--	63	NS	61	**-49.2**	--	NS	--	0.1 J	NA	NA

SV - soil vapor
J - estimated
B - blank contamination
-- - not detected

NA - not applicable
NS - not sampled
Δ - increase or decrease pre- versis post-remediation

Table 4-1

Summary of Positive Detects for Vapor Samples
Building A Plating Shop
Lockheed Martin Corporation, Middle River Complex
Middle River, Maryland

Volatiles (ug/m3)	**SV-18**									
Sample ID:	SV-18	SV-18	SV-18	SV-18	SV-18D	SV-18	SV-18	SV-18	Δ (Apr-07 to Oct-09)	%Δ (Apr-07 to Oct-09)
Sample Date:	Mar-06	Dec-06	Apr-07	Oct-07	Oct-07	Jul-08	Nov-08	Oct-09		
Location:	BLDG A	BLDG A	BLDG A	BLDG A	BLDG A	BLDG A	BLDG A	BLDG A		
1,1-Dichloroethane	9550 J	1750	78600	10	76000	NS	44000	1100	**- 77500.0**	**-98.6**
1,1-Dichloroethene	--	--	--	--	--	NS	1500000	43000	NA	NA
1,2,4-Trichlorobenzene	--	--	--	--	--	NS	--	--	NA	NA
Benzene	1.5 J	--	--	--	--	NS	--	--	NA	NA
Carbon tetrachloride	1.8 J	17.3	337	--	--	NS	--	--	NA	NA
Chloroform	5.7	8.8 J	316	--	--	NS	--	--	NA	NA
cis-1,2-Dichloroethene	2040 J	6270	232000	30	250000	NS	170000	4400	**- 227600.0**	**-98.1**
Dichlorodifluoromethane	--	--	--	--	--	NS	--	--	NA	NA
Ethylbenzene	0.8 J	--	--	--	--	NS	--	--	NA	NA
Methyl tert-butyl ether	14.4	5.3 J	--	--	--	NS	--	--	NA	NA
Tetrachloroethene	9.9	91.2	4470	--	--	NS	--	--	NA	NA
Toluene	1.6 B	2.1 J	29.6 J	--	--	NS	--	--	NA	NA
Total Xylenes	2.5 J	--	--	--	--	NS	--	500	***+ 497.5***	**19900.0**
trans-1,2-Dichloroethene	15.4	113	4160	--	--	NS	--	--	NA	NA
Trichloroethene	20900 J	162000	6200000	330	3900000	NS	2700000	63000	**- 6137000.0**	**-99.0**
Vinyl chloride	7	91.2	1850	--	--	NS	--	--	NA	NA

SV - soil vapor
D - duplicate
J - estimated
-- not detected, below detection limit

NS - not sampled
NA - not applicable
Δ - increase or decrease pre- versis post-remediation
italisized - April 2007 data not available. Calculation uses next available data prior to system chart

Table 4-2

Summary of Positive Detects for Vapor Samples
Building C Basement Area
Lockheed Martin Corporation, Middle River Complex
Middle River, Maryland

Volatiles (ug/m3)	**SV-1**									
Sample ID:	SV-1	SV-1D	SV-1	SV-1	SV-1	SV-1	SV-1	SV-1	Δ (Apr-07 to Oct-09)	%Δ (Apr-07 to Oct-09)
Sample Date:	Mar-06	Mar-06	Dec-06	Apr-07	Oct-07	Jul-08	Nov-08	Oct-09		
Location:	BLDG C	BLDG C	BLDG C	BLDG C	BLDG C	BLDG C	BLDG C	BLDG C		
1,1-Dichloroethane	5410	2960	--	--	--	--	--		NA	NA
1,1-Dichloroethene	--	--	--	--	--	24	39	1 J	NA	NA
1,2,4-Trichlorobenzene	--	--	--	--	--	--	--		NA	NA
Benzene	--	33.4 J	--	--	--	--	--		NA	NA
Carbon tetrachloride	--	--	--	--	--	--	--		NA	NA
Chloroform	86.8 J	56.8 J	--	--	--	--	--	7.4	**-49.4**	**-86.97**
cis-1,2-Dichloroethene	792000 J	840000 J	481000	1550000	260000	1100	3300	230	**-1549770.0**	**-99.99**
Dichlorodifluoromethane	--	--	--	--	--	--	--	2.2 J	NA	NA
Ethylbenzene	39.3 B	34.8 B	--	--	--	--	--		NA	NA
Methyl tert-butyl ether	332	238	--	--	--	NA	NA		NA	NA
Styrene	--	--	--	--	--	13	--		NA	NA
Tetrachloroethene	107 J	100 J	158 J	136 J	--	--	--	3 J	**-133.0**	**-97.79**
Toluene	103 B	86.8	--	--	--	--	--		NA	NA
Total Xylenes	68.7 J	81.5 J	--	--	--	--	--	3.2	NA	NA
trans-1,2-Dichloroethene	5180	2580	5200	5930	3500	--	--	49	**-5881.0**	**-99.17**
Trichloroethene	19200	16400 J	19600	21100	8500	450	850	330	**-20770.0**	**-98.44**
Vinyl chloride	1320	542	761	578	--	58	40	--	NA	NA

SV - soil vapor
D - duplicate
J - estimated
B - blank contamination
-- not detected

NA - not applicable
Δ - increase or decrease pre- versis post-remediation
italisized - April 2007 data not available. Calculation uses next available data prior to system chart

Table 4-2

Summary of Positive Detects for Vapor Samples
Building C Basement Area
Lockheed Martin Corporation, Middle River Complex
Middle River, Maryland

Volatiles (ug/m3)	**SV-2**						**SV-3**					
Sample ID:	SV-2	SV-2	SV-2	SV-2	Δ	%Δ	SV-3	SV-3	SV-3	SV-3	Δ	%Δ
Sample Date:	Mar-06	Jul-08	Nov-08	Oct-09	(Mar-06 to Nov-08)	(Mar-06 to Nov-08)	Mar-06	Jul-08	Nov-08	Oct-09	(Mar-06 to Nov-08)	(Mar-06 to Nov-08)
Location:	BLDG C	BLDG C	BLDG C	BLDG C			BLDG C	BLDG C	BLDG C	BLDG C		
1,1-Dichloroethane	10.6 B	--	--	NS	NA	NA	3.4 B	--	--	NS	NA	NA
1,2,4-Trichlorobenzene	--	--	--	NS	NA	NA	--	--	--	NS	NA	NA
Methylene chloride	--	44	--	NS	NA	NA	--	--	--	NS	NA	NA
Benzene	18.3 J	--	8.4	NS	**- 9.9**	**-54.1**	6.7 J	64	--	NS	NA	NA
Carbon tetrachloride	--	--	--	NS	NA	NA	1.8 J	--	--	NS	NA	NA
Chloroform	552 J	--	18	NS	**- 534**	**-96.7**	66	--	--	NS	NA	NA
cis-1,2-Dichloroethene	320 J	22	350	NS	**+ 30**	**9.4**	93	--	8.5	NS	**- 84.5**	**-90.9**
Dichlorodifluoromethane	4.5 J	--	--	NS	NA	NA	--	--	--	NS	NA	NA
Ethylbenzene	38.2 J	--	--	NS	NA	NA	19	--	--	NS	NA	NA
Methyl tert-butyl ether	1000	NA	NA	NS	NA	NA	469	--	--	NS	NA	NA
Tetrachloroethene	174 J	--	--	NS	NA	NA	388	--	14	NS	**- 374**	**-96.4**
Toluene	65.9 J	14	--	NS	NA	NA	18.8	--	NA	NS	NA	NA
Total Xylenes	95.5 J	--	--	NS	NA	NA	70.9	--	--	NS	NA	NA
trans-1,2-Dichloroethene	20.9 J	--	--	NS	NA	NA	24.4	--	--	NS	NA	NA
Trichloroethene	408 J	55	770	NS	**+ 362**	**88.7**	2130	49	60	NS	**- 2070**	**-97.2**
Vinyl chloride	15.9 J	--	--	NS	NA	NA	--	--	--	NS	NA	NA

SV - soil vapor
B - blank contamination
J - estimated
-- not detected (below detection limit)

NA - not applicable
Δ - increase or decrease pre- versis post-remediation

Table 4-2

Summary of Positive Detects for Vapor Samples
Building C Basement Area
Lockheed Martin Corporation, Middle River Complex
Middle River, Maryland

Volatiles (ug/m3)	**SV-4**								
Sample ID:	SV-4	SV-4	SV-4	SV-4	SV-4	SV-4	SV-4	Δ (Apr-07 to Nov-08)	%Δ (Apr-07 to Nov-08)
Sample Date:	Mar-06	Dec-06	Apr-07	Oct-07	Jul-08	Nov-08	Oct-09		
Location:	BLDG C	BLDG C	BLDG C	BLDG C	BLDG C	BLDG C	BLDG C		
1,1-Dichloroethane	1010	--	--	--	--	--	NS	NA	NA
1,1-Dichloroethene	--	--	--	--	9.7	9.9	NS	NA	NA
1,2,4-Trichlorobenzene	--	--	--	--	--	--	NS	NA	NA
Methylene chloride	--	--	--	--	--	36	NS	NA	NA
Benzene	51.2	50	71.2	--	--	--	NS	NA	NA
Carbon tetrachloride	--	--	--	--	--	--	NS	NA	NA
Chloroform	131	7 J	--	--	270	240	NS	***+ 233***	***3328.6***
cis-1,2-Dichloroethene	65800	79300	58100	11000	650	520	NS	**- 57580**	**-99.1**
Dichlorodifluoromethane	--	--	--	--	--	--	NS	NA	NA
Ethylbenzene	58.9	4.3 J	4 J	--	--	--	NS	NA	NA
Methyl tert-butyl ether	420	--	--	--	--	NA	NS	NA	NA
Tetrachloroethene	72.1	33.9	33.8 J	--	--	--	NS	NA	NA
Toluene	211	51.2	72.1	210	--	--	NS	NA	NA
Total Xylenes	264	--	--	--	--	--	NS	NA	NA
trans-1,2-Dichloroethene	1020	661	759	140	--	--	NS	NA	NA
Trichloroethene	14400	28300	16500	2700	430	300	NS	**- 16200**	**-98.2**
Vinyl chloride	663	381	609	--	16	13	NS	**- 596**	**-97.9**

SV - soil vapor
D - duplicate
J - estimated
-- - not detected

NA - not applicable
Δ - increase or decrease pre- versis post-remediation
italicized - April 2007 data not available. Calculation uses next available data prior to system chart

Table 4-2

Summary of Positive Detects for Vapor Samples
Building C Basement Area
Lockheed Martin Corporation, Middle River Complex
Middle River, Maryland

Volatiles (ug/m3)	**SV-5**							**SV-6**					
Sample ID:	SV-5	SV-5	SV-5	SV-5		Δ (Mar-06 to Oct-09)	%Δ (Mar-06 to Oct-09)	SV-6	SV-6	SV-6	SV-6	Δ (Mar-06 to Nov-08)	%Δ (Mar-06 to Nov-08)
Sample Date:	Mar-06	Jul-08	Nov-08	Oct-09				Mar-06	Jul-08	Nov-08	Oct-09		
Location:	BLDG C	BLDG C	BLDG C	BLDG C				BLDG C	BLDG C	BLDG C	BLDG C		
1,1-Dichloroethane	--	NS	--	--		NA	NA	0.5 B	NS	--	NS	NA	NA
1,2,4-Trichlorobenzene	--	NS	--	--		NA	NA	--	NS	--	NS	NA	NA
1,2,4-Trimethylbenzene	--	NS	--	--		NA	NA	--	NS	12	NS	NA	NA
Benzene	9 J	NS	--	0.36		**- 8.64**	**-96.0**	23.5 J	NS	--	NS	NA	NA
Trichlorofluormethane	--	NS	19	--		NA	NA	--	NS	--	NS	NA	NA
Methylene chloride	--	NS	--	--		NA	NA	--	NS	52	NS	NA	NA
Carbon tetrachloride	0.9 J	NS	--	0.44	J	**- 0.46**	**-51.1**	1.4 J	NS	--	NS	NA	NA
Chloroform	286	NS	15	8.5		**- 277.5**	**-97.0**	390	NS	--	NS	NA	NA
cis-1,2-Dichloroethene	0.8 B	NS	--	--		NA	NA	2.7 B	NS	--	NS	NA	NA
Dichlorodifluoromethane	3.1 J	NS	--	3.7		**+ 0.6**	**19.4**	2.6 J	NS	--	NS	NA	NA
Ethylbenzene	93.6 J	NS	--	0.24	J	**- 93.36**	**-99.7**	164 J	NS	--	NS	NA	NA
Methyl tert-butyl ether	572	NS	NA	--		NA	NA	416	NS	NA	NS	NA	NA
Tetrachloroethene	82.9 J	NS	64	66		**- 16.9**	**-20.4**	76.3 J	NS	42	NS	**- 34.3**	**-45.0**
Toluene	157 J	NS	--	0.53		**- 156.47**	**-99.7**	249	NS	--	NS	NA	NA
Total Xylenes	407 J	NS	--	1.08		**- 405.92**	**-99.7**	935	NS	--	NS	NA	NA
trans-1,2-Dichloroethene	--	NS	--	--		NA	NA	--	NS	--	NS	NA	NA
Trichloroethene	2 B	NS	--	0.94		**- 1.06**	**-53.0**	5.1 B	NS	--	NS	NA	NA
Vinyl chloride	--	NS	--	--		NA	NA	--	NS	--	NS	NA	NA

SV - soil vapor
D - duplicate
J - estimated
-- - not detected

NA - not applicable
Δ - increase or decrease pre- versis post-remediation

Table 4-3

Summary of Positive Detects for Vapor Samples
Buildings A and C SSD Extraction Points
Lockheed Martin Corporation, Middle River Complex
Middle River, Maryland

Volatiles (ug/m3)	**Building A**						**Building C**					
Sample ID:	Influent	Influent	Influent	Influent	Influent	%Δ (Mar-08 to Dec-09)	Influent	Influent	Influent	Influent	Influent	%Δ (Mar-08 to Dec-09)
Sample Date:	Mar-08	Jul-08	Nov-08	Oct-09	Dec-09		Mar-08	Jul-08	Nov-08	Oct-09	Dec-09	
Location:	BLDG A	BLDG A	BLDG A	BLDG A	BLDG A		BLDG C	BLDG C	BLDG C	BLDG C	BLDG C	
1,1-Dichloroethane	2,100	110	300	64	48	**-97.7**	--	--	--	--	--	NA
1,1-Dichloroethene	7,900	430	1100	210	180	**-97.7**	--	--	--	--	--	NA
1,1,1-Trichloroethane	30000	3200	6500	1500	1100	**-96.3**	--	--	--	--	--	NA
1,2,4-Trimethylbenzene	--	--	--	--	--	NA	990	45	--	--	--	NA
1,3,5-Trimethylbenzene	--	--	--	--	--	NA	740	36	--	--	--	NA
Benzene	--	--	--	--	--	NA	--	--	--	--	--	NA
cis-1,2-Dichloroethene	8300	350	1300	230	190	**-97.7**	25000	1300	390	200	96	**-99.6**
Ethylbenzene	300	--	--	--	--	NA	320	--	--	--	--	NA
Methylene Chloride	--	--	--	--	--	NA	--	--	--	--	--	NA
m-Xylene & p-Xylene	1100	--	--	9.7	--	NA	1100	--	--	--	8.7	**-99.2**
o-Xylene	280	--	--	--	--	NA	370	--	--	--	--	NA
Tetrachloroethene	--	--	--	--	--	NA	--	14	--	--	--	NA
Toluene	330	--	72	20	39	**-88.2**	--	--	--	--	26	NA
Trichloroethene	44000	3700	7200	1400	1300	**-97.0**	550	440	110	64	45	**-91.8**
Trichlorofluoromethane	--	--	--	--	--	**NA**	--	--	--	--	--	NA
Vinyl Chloride	--	--	--	--	--	**NA**	2100	35	17	--	--	NA

SV - soil vapor
D - duplicate
J - estimated
-- - not detected

NA - not applicable
%Δ - Percentage increase or decrease pre- versus post-remediation

Section 5
Conclusions and Recommendations

5.1 CONCLUSIONS

5.1.1 Summary of Work Completed

In 2009, Tetra Tech completed two rounds of monitoring (Rounds 6 and 7) of the indoor air-quality and sub-slab vapors in Buildings A, B, and C at Lockheed Martin's Middle River Complex in Middle River, Maryland. This ongoing investigation seeks to evaluate whether VOCs present in sub-slab vapors associated with soil and groundwater COC at the site might be migrating into indoor air at MRC facilities. The data set analyzed is comprised of air and sub-slab vapor samples collected in July and October 2009. Indoor-air and sub-slab vapor samples were collected from interior locations in Buildings A, B, and C. Ambient-air samples were collected at four background locations around the perimeter of the MRC. All data were validated to assure compliance with analytical-method requirements.

The data set analyzed was comprised of air and sub-slab vapor samples collected in July and October 2009. Indoor air and sub-slab vapor samples were collected from interior locations in Buildings A, B, and C, while ambient air samples were collected at four background locations around the perimeter of the MRC. All data were validated to assure compliance with analytical method requirements. The IAQ data (except for TCE results) were compared to risk-based screening levels at the 10^{-5} risk level for industrial air, as set forth in USEPA's *Regional Screening Levels for Chemical Contaminants at Superfund Sites* (USEPA, 2008). TCE results were compared to the MDE-specified screening level of 25ug/m^3. The SV data were compared to screening values derived using EPA methods as described in *Draft Guidance for Evaluating the Vapor Intrusion to Indoor-Air Pathway from Groundwater and Soils* (USEPA, 2002) by application of a 0.1 attenuation factor to the IAQ screening values.

5.1.2 Results

Results of the Rounds 6 and 7 IAQ/SV sampling and analysis indicate the following:

- Because the chemicals observed in indoor air match the background outdoor air samples better than soil gas, outside air may be the primary source for many of the contaminants observed in indoor air during Rounds 6 and 7, including carbon tetrachloride, dichlorodifluoromethane, ethylbenzene, and xylenes; however, localized elevations of these contaminants may be associated with site related sources and/or current indoor operations.

- In 2009, TCE continued to be detected in indoor air; however, it was not found at concentrations exceeding its IAQ screening value of 25 $\mu g/m^3$ in any IAQ sample.

- The locations of the maximum IAQ TCE concentrations (although below the IAQ screening level) in Building A and Building C were the same in Rounds 6 and 7. The concentration of TCE in air was lower at these locations in Round 7 as compared to Round 6. These locations are associated with known sources of TCE contamination beneath the Building A Plating Shop and the Building C Basement.

- Naphthalene exceeded its IAQ screening level at three locations during Round 6. No other chemicals were found at concentrations in excess of their IAQ screening levels during both Rounds 6 and 7. Naphthalene is not one of the VCP target-analytes included in previous investigations, but was inadvertently included by the laboratory. The screening levels used for naphthalene (SV = 36 $\mu g/m^3$ IAQ = 3.6 $\mu g/m^3$) are based on a California EPA value, which is very low, being based on a carcinogenic endpoint. EPA's "Integrated Risk Information Service" (IRIS) rates confidence in the reference concentration that the screening level is based on as "low to medium."

  Naphthalene is classified by EPA as a possible human carcinogen. This is based on inadequate data on carcinogenicity in humans exposed to naphthalene, and the limited evidence of carcinogenicity in animals via the inhalation route. Note that naphthalene's screening values are lower than those for the targeted chlorinated solvents. Nine SV samples and three IAQ samples exceeded the naphthalene screening value. The range of naphthalene concentrations that exceeded the screening level in indoor air (3.8 – 4.0 $\mu g/m^3$) were only slightly above the screening level and are not expected to pose a regulatory unacceptable level of potential risk.

- TCE was detected at concentrations above its SV screening level of 250 $\mu g/m^3$ at two SV sampling locations (SV-A6 and SV18-A) in Building A during both Rounds 6 and 7, indicating a potential for sub-slab vapor intrusion. SV-A6 has been sampled only twice (Rounds 6 and 7), whereas SV-18 has been sampled six times. SV-18 has consistently demonstrated elevated concentrations of TCE, most likely associated with the Plating Shop source area. Whether the TCE found at SV-6 is associated with the same source is unknown.

- TCE was detected at concentrations above its SV screening level in three samples (SV-C-4-6, ISG-3-C-6, and SV-1-C-6) collected in the Building C Basement during

Round 6 and in two samples (SV-C-4-7 and SV-1-C-7) during Round 7. The concentration of TCE at locations SV-C-4 and SV-1-C were higher in Round 7 than in Round 6. Sample SV-1-C was collected from the southern aspect of the Building C Basement, where subsurface contamination is known to be present and within the radius of influence of the SSD system. Sampling locations ISG-3 and SV-C-4 are farther north of SV-1-C, closer to the central portion of the Building C Basement. Whether the contamination at these locations is associated with the same source as in the southern part of the Building C Basement is unknown, since TCE was not found at elevated concentrations between these two areas. Another source may be present north and east of this area. This might be suggested by the presence of TCE at locations SV-3 and ISG-14 north and east of ISG-3 and SV-C-4.

- 1,1-Dichloroethane and chloroform were detected in SV samples in the Building A Plating Shop during Rounds 6 and 7 at concentrations above their SV screening levels, indicating a potential for sub-slab vapor intrusion however, but they were not detected in co-located IAQ samples. These SV samples were located over areas of known subsurface contamination.

- Chemical markers of potential sub-slab vapor intrusion were found at low concentrations in IAQ samples in Buildings A, B, and C and in some co-located IAQ and SV samples in Buildings A and C during both Rounds 6 and 7. The co-located IAQ and SV samples were in locations where chlorinated solvent contamination is known to be present in the sub-surface (southern part of Building A (including the Plating Shop) and the southern part of the Building C Basement). Locations where markers of potential sub-slab vapor intrusion were found in IAQ but not SV samples include the Building B Basement north-south utility tunnel and the north central part of the Building B Basement east of the utility tunnel, as well as locations in the northern, east-central, and southern portions of the Building C Basement. Whether these compounds present in the IAQ samples were transported via building ventilation from known source areas or if they may be associated with an as yet unidentified source(s) is currently unknown.

- Sampling location SV-18-A continues to show elevated concentrations of contaminants, possibly because this location is outside of the Plating Shop sub-slab depressurization system's area of influence. One other sample (SV-A-6) had a sub-slab concentration of TCE above its screening level during both rounds of sampling. This sample was collected east of the Plating Shop and Bonding Lay-Up Room, likewise beyond the influence of the Plating Shop SSD system. The spatial extent of sub-slab vapor in excess of screening values at these locations is unknown.

- The SSD mitigation-systems appear to be operating as designed and are effective in treating sub--slab VOC contaminants and mitigating sub-slab vapor intrusion. Overall reductions in SV and IAQ COC concentrations have been observed since the system began operation in March 2008. The plots included in Appendix F show a slight increase in COC concentrations at two of three IAQ locations and two of three SV locations in the Building A Plating Shop for 2009. In the southern portion of the Building C Basement, a slight increase of COC in indoor air was observed in three of seven samples, and in two of seven SV samples in 2009. The data are inconclusive as to whether changes in concentrations

are associated with changes in ambient weather conditions, as increases and decreases were observed in both summer and winter sampling periods.

- Slight increases in sub-slab concentrations of several VOCs at the far end of the south leg of the Building A SSD-system suggests that an increased extraction rate at the south leg may be warranted.

5.2 RECOMMENDATIONS

Results of the Round 6 and 7 IAQ-SV sampling at Buildings A, B, and C in July and October of 2009 lead us to make the following recommendations:

- The spatial extent of sub-slab vapor with concentrations in excess of screening levels is unknown around sampling location SV-A-6. No VMPs are present to the west between this location and the Building A Plating Shop, or to the east, north, or south. We recommend installing additional VMPs around SV-A-6 to spatially bound it, as well as in the storage room due east of the Plating Shop and west of SV-A-6 to evaluate whether the source of sub-slab contamination is the same at both locations. Additional SV sampling points should be installed east of the Building A Plating Shop around sampling location SV-A-6-6 to characterize the nature and extent of sub-slab vapor contamination in this area.

- Whether sub-slab vapor contamination in the Building C Basement. Results from only one source is uncertain. Additional VMPs will be needed to distinguish whether an additional source is responsible for contamination in sub-slab vapor north and east of the known contamination. No data are available for the area between the locations where TCE was found in sub-slab vapor. We recommend installing additional VMPs in the central portion of the basement north and east of sampling location SV-C-4. VMPs should be installed north and south of SV-C-7 to better characterize contributions from a potential source at the northeast corner of Building C that resulted in elevated exterior soil gas concentrations during the previous Block I investigation.

- The current Building A Plating Shop SSD system does not capture sampling location SV-A-18, as indicated by the persistently elevated concentrations of VOCs detected (Appendix F). We recommend installation of additional VMPs around location SV-18 to better define the extent of sub-slab vapor contamination in this area. Based on the spatial extent found, the Building A Plating Shop SSD-system could then be expanded to capture location SV-18 and any other affected area(s) around it. The two 200-lb GAC vessels now used to treat SSD-system emissions should be replaced with two 400-lb units if additional extraction point(s) are added.

Section 6
References

1. MDE (Maryland Department of the Environment), 2006. *Voluntary Cleanup Program Guidance Document*, Environmental Restoration and Redevelopment Program, Maryland Department of the Environment, March 17, 2006.

2. MDE (Maryland Department of the Environment), 2009. Conversation between Mark Mank (MDE), Tetra Tech, and Lockheed Martin, June 2009.

3. Tetra Tech (Tetra Tech, Inc.), 2006a. *Site Characterization Report, Lockheed Martin Middle River Complex, Revision 1*, May 2006.

4. Tetra Tech (Tetra Tech, Inc.), 2006b. *Indoor Air Quality Assessment Work Plan for Buildings A, B, C, and VLS*, Lockheed Martin Middle River Complex, November 2006.

5. Tetra Tech (Tetra Tech, Inc.), 2007. *Indoor Air Quality Investigation, Buildings A, B, C, and VLS, Lockheed Martin Middle River Complex, 2323 Eastern Boulevard, Middle River, Maryland*.

6. Tetra Tech (Tetra Tech, Inc.), 2008a. *Indoor Air Quality Investigation Round 3, Lockheed Martin Middle River Complex, 2323 Eastern Boulevard, Middle River, Maryland*, January 2008.

7. Tetra Tech (Tetra Tech, Inc.), 2008b. *Indoor Air -Quality Investigation 2008 Summary Report Lockheed Martin Middle River Complex, 2323 Eastern Boulevard Middle River, Maryland.*

8. Tetra Tech (Tetra Tech, Inc.), 2008c. November 2008. *Sub-Slab Sampling Report, Sub-Slab-Depressurization Systems, Buildings A and C, Lockheed Martin Corporation Middle River Complex, Middle River, Maryland*, December 2008.

9. Tetra Tech (Tetra Tech, Inc.), 2009. *Work Plan Addendum Indoor-Air and Sub-Slab Vapor Sampling Round 6 July 2009 Lockheed Martin Middle River Complex 2323 Eastern Boulevard Middle River, Maryland, June 2008.*

10. USEPA, 1996. "Soil Gas Sampling Standard Operating Procedure #2042" United States Environmental Protection Agency Environmental Response Team, May 1, 1996 REV. #: 0.0.

11. USEPA (United States Environmental Protection Agency), 1999. *Compendium of Methods for the Determination of Toxic Organic Compounds in Ambient Air, Second Edition*, "Compendium Method TO-15 Determination of Volatile Organic Compounds (VOCs) in Air Collected in Specially-Prepared Canisters and Analyzed by Gas Chromatography/Mass Spectrometry (GC/MS)," Center for Environmental Research Information, Office of Research and Development, U.S. Environmental Protection Agency, Cincinnati, Ohio 45268, January 1999 (USEPA/625/R-96/010b).

12. USEPA (United States Environmental Protection Agency), 2002. "Draft Guidance for Evaluating the Vapor Intrusion to Indoor Air Pathway from Groundwater and Soils (Docket ID No. RCRA-2002-0033)," *Federal Register*: November 29, 2002 (Volume 67, Number 230).

13. USEPA, 2004. *Sub-Slab Sampling and Analysis to Support Assessment of Vapor Intrusion*. United States Environmental Protection Agency Office of Research and Development, National Risk Management Research Laboratory, Groundwater and Ecosystem Restoration Division, Ada, OK, May 2004.

14. USEPA (United States Environmental Protection Agency), 2008. *Regional Screening Levels for Chemical Contaminants at Superfund Sites,* EPA Office of Superfund and Oak Ridge National Laboratory. Last updated Thursday, September 18, 2008.

APPENDICES – Appear on CD only

APPENDIX A — CHAIN OF CUSTODY

APPENDIX B — METHOD DETECTION LIMITS

APPENDIX C — LABORATORY ANALYTICAL REPORTS

APPENDIX D — DATA VALIDATION REPORTS

APPENDIX E — COMPARISON TO BACKGROUND

APPENDIX F — HISTORIC DATA TABLES AND PLOTS

APPENDIX G — SSD SYSTEM REMEDIAL ACTION PROGRESS REPORT

APPENDIX A — CHAIN OF CUSTODY

CHAIN OF CUSTODY - JULY 2009

TAL Knoxville
5815 Middlebrook Pike
Knoxville, TN 37921
phone 865-291-3000 fax 865-584-4315

H96100200

Canister Samples Chain of Custody Record

TestAmerica assumes no liability with respect to the collection and shipment of these samples.

TestAmerica
THE LEADER IN ENVIRONMENTAL TESTING

Client Contact Information	Project Manager: Rick Samuels	Sampled By: RS	___ of ___ COCs
Company: Tetra Tech NUS	Phone: (770) 413-0965 Ext. 232		
Address: 2171 W Park Ct. Suite E	Site Contact:		
City/State/Zip Stone Mtn, GA 30087	TAL Contact:		
Phone: (770) 413-0965 Ext. 232			
FAX: (770) 413-6733			
Project Name: MRC IAQ	Analysis Turnaround Time		
Site/location: Middle River, MD	Standard (Specify) X		
PO #	Rush (Specify)		

Sample Identification	Sample Date(s)	Time Start	Time Stop	Canister Vacuum in Field, "Hg (Start)	Canister Vacuum in Field, 'Hg (Stop)	Flow Controller ID	Canister ID	TO-15	TO-14A	EPA 3C	EPA 25C	ASTM D-1946	Other (Please specify in notes section)	Sample Type	Indoor Air	Ambient Air	Soil Gas	Landfill Gas	Other (Please specify in notes section)
SV-A-1-6	7/8/09	0848	0945	-28.0	-0.0	KR09	7470	X											
SV-A-2-6	↓	0850	0951	-29.0	-0.0	KR177	04333	X											
SV-A-3-6	↓	0855	0955	-30.0	0.0	KR175	1117	X											
SV-A-4-6	↓	0919	0959	-29.5	-0.2	KR63	6670	X											
SV-A-5-6	↓	0943	1016	-26.0	0.0	KR60	93224	X											
SV-A-6-6	↓	0930	1012	-30.0	-1.0	KR144	1527	X											

Sampled by :

Temperature (Fahrenheit)	Interior	Ambient
Start		
Stop		

Pressure (inches of Hg)	Interior	Ambient
Start		
Stop		

CUSTODY SEALS INTACT
RECEIVED AT AMBIENT TEMP
BID 7-10-09
15 BOXES FEDX# 7967 6197 5190
7977 4914 1830
18 CANS / 18 FLOWS / 8 TEE'S
3 CANS / 3 FLOW / RETURNED UNUSED

Special Instructions/QC Requirements & Comments:

Canisters Shipped by: [signature]	Date/Time: 7/9/09 @ 1020	Canisters Received by: [signature]
Samples Relinquished by:	Date/Time:	Received by: [signature] 7-10-09 09:30
Relinquished by:	Date/Time:	Received by:

1796100200

2

TAL Knoxville
5815 Middlebrook Pike
Knoxville, TN 37921
phone 865-291-3000 fax 865-584-4315

Canister Samples Chain of Custody Record

TestAmerica assumes no liability with respect to the collection and shipment of these samples.

TestAmerica
THE LEADER IN ENVIRONMENTAL TESTING

Client Contact Information		Project Manager: Ric Samuels	Sampled By: TA	___ of ___ COCs
Company: Tetra Tech		Phone: 770413 0965 x232		
Address: 2171 W. Park Ct Ste E		Site Contact:		
City/State/Zip Stone Mountain GA 30087		TAL Contact:		
Phone: 770413 0965 x232				
FAX:				
Project Name: MRC THQ		Analysis Turnaround Time		
Site/location: Middle River		Standard (Specify)		
PO #		Rush (Specify)		

Sample Identification	Sample Date(s)	Time Start	Time Stop	Canister Vacuum in Field, "Hg (Start)	Canister Vacuum in Field, "Hg (Stop)	Flow Controller ID	Canister ID	TO-15	TO-14A	EPA 3C	EPA 25C	ASTM D-1946	Other (Please specify in notes section)	Sample Type	Indoor Air	Ambient Air	Soil Gas	Landfill Gas	Other (Please specify in notes section)
SV-C-DUP1	7/7/09	0800	0830	-30	-4	42	12162	K											
ISG-05-B-6	7/7/09	0959	1029	-30	0	80	12303	K											
SV-B-5-6	7/7/09	1006	1036	-28	0	75	13496	K											
ISG-06-B-6	7/7/09	1012	1042	-24	0	28	12462	K											
ISG-07-B-6	7/7/09	1051	1121	-30	0	49	12451	K											
SV-B-3-6	7/7/09	1100	1130	-30	0	108	7513	K											

Sampled by : TA

Temperature (Fahrenheit)	Interior	Ambient	
Start			
Stop			

Pressure (inches of Hg)	Interior	Ambient	
Start			
Stop			

Special Instructions/QC Requirements & Comments:

Canisters Shipped by: [signature]	Date/Time: 7/9/09 @ 1020	Canisters Received by: [signature]
Samples Relinquished by:	Date/Time:	Received by: [signature] 7-10-09 09:30
Relinquished by:	Date/Time:	Received by:

H9G100200

TAL Knoxville
5815 Middlebrook Pike
Knoxville, TN 37921
phone 865-291-3000 fax 865-584-4315

Canister Samples Chain of Custody Record

TestAmerica assumes no liability with respect to the collection and shipment of these samples.

TestAmerica
THE LEADER IN ENVIRONMENTAL TESTING

Client Contact Information	**Project Manager:** Ric Samuels	**Sampled By:** TA	___ of ___ COCs
Company: TetraTech	**Phone:** 770413 0965 x232		
Address: 2711 W. Park Ct Ste E	**Site Contact:**		
City/State/Zip: Stone Mountain, GA 30087	**TAL Contact:**		
Phone: 770413 0965 x232			
FAX:			
Project Name: MRC IAQ	**Analysis Turnaround Time**		
Site/location: Middle River	Standard (Specify)_____		
PO #	Rush (Specify)_____		

	Sample Identification	Sample Date(s)	Time Start	Time Stop	Canister Vacuum in Field, "Hg (Start)	Canister Vacuum in Field, "Hg (Stop)	Flow Controller ID	Canister ID	TO-15	TO-14A	EPA 3C	EPA 25C	ASTM D-1946	Other (Please specify in notes section)	Sample Type	Indoor Air	Ambient Air	Soil Gas	Landfill Gas	Other (Please specify in notes section)
	SV-1-C-6	7/7/09	0911	0941	-28	0	98	S-1550	K											
	SV-5-C-6	7/7/09	0919	0949	-26	0	165	92074	K											
	SV-7-C-6	7/7/09	0934	1004	-30	0	107	6531	K											
12816	SV-9-C-6	7/7/09	0939	1009	-30	0	112	1286	K											
7505	ISG-03-C-6	7/7/09	0943	1013	-30	0	K259	1131	K	17505										
	ISG-04-B-6	7/7/09	0949	1019	-30	0	129	1153	K											

Sampled by : TA

Temperature (Fahrenheit)	Interior	Ambient	
Start			
Stop			

Pressure (inches of Hg)	Interior	Ambient	
Start			
Stop			

Special Instructions/QC Requirements & Comments:

Canisters Shipped by: [signature]	Date/Time: 7/9/09 @ 1030	Canisters Received by: [signature]
Samples Relinquished by:	Date/Time:	Received by: [signature] 7-10-09 09:30
Relinquished by:	Date/Time:	Received by:

TAL Knoxville
5815 Middlebrook Pike
Knoxville, TN 37921
phone 865-291-3000 fax 865-584-4315

1496100212

Canister Samples Chain of Custody Record

TestAmerica assumes no liability with respect to the collection and shipment of these samples.

TestAmerica
THE LEADER IN ENVIRONMENTAL TESTING

Client Contact Information	**Project Manager:** Ric Samuels	**Sampled By:** TA	___ of ___ COCs
Company: Tetra Tech	**Phone:** 7704130965 x232		
Address: 2171 W. Park Ct Ste	**Site Contact:**		
City/State/Zip: Stone Mountain, GA 30087	**TAL Contact:**		
Phone: 7704130965 x232			
FAX:			
Project Name: MRC IAQ	**Analysis Turnaround Time**		
Site/location: Middle River	Standard (Specify) X		
PO #	Rush (Specify)		

Sample Identification	Sample Date(s)	Time Start	Time Stop	Canister Vacuum in Field, "Hg (Start)	Canister Vacuum in Field, 'Hg (Stop)	Flow Controller ID	Canister ID	TO-15	TO-14A	EPA 3C	EPA 25C	ASTM D-1946	Other (Please specify in notes section)	Sample Type:	Indoor Air	Ambient Air	Soil Gas	Landfill Gas	Other (Please specify in notes section)
SV-B-DUP2	7/7/09	0700	0730	-30	0	55	12398	X											

Sampled by : TA

Temperature (Fahrenheit)	Interior	Ambient	
Start			
Stop			

Pressure (inches of Hg)	Interior	Ambient	
Start			
Stop			

CUSTODY SEALS INTACT
RECEIVED AT AMBIENT TEMP
BKD 7-10-09
15 BOXES FEDX# 7967 6197 5227
7967 6197 5190
21 CANS / 21 FLOWS

Special Instructions/QC Requirements & Comments:

Canisters Shipped by: [signature]	Date/Time: 7/9/09 @ 1030	Canisters Received by: [signature]
Samples Relinquished by:	Date/Time:	Received by: [signature] 7-10-09 09:30
Relinquished by:	Date/Time:	Received by:

TAL Knoxville
5815 Middlebrook Pike
Knoxville, TN 37921
phone 865-291-3000 fax 865-584-4315

179G100212

Canister Samples Chain of Custody Record

TestAmerica assumes no liability with respect to the collection and shipment of these samples.

TestAmerica
THE LEADER IN ENVIRONMENTAL TESTING

2

Client Contact Information	Project Manager: Ric Samuels	Sampled By: TA	___ of ___ COCs
Company: TetraTech	Phone: 7704130965 x232		
Address: 2171 W. Park Ct Ste E	Site Contact:		
City/State/Zip Stone Mountain, GA. 30087	TAL Contact:		
Phone: 7704130965 x232			
FAX:			
Project Name: MRC IAQ	**Analysis Turnaround Time**		
Site/location: MIDDLE RIVER	Standard (Specify) X		
PO #	Rush (Specify)		

	Sample Identification	Sample Date(s)	Time Start	Time Stop	Canister Vacuum in Field, "Hg (Start)	Canister Vacuum in Field, "Hg (Stop)	Flow Controller ID	Canister ID	TO-15	TO-14A	EPA 3C	EPA 25C	ASTM D-1946	Other (Please specify in notes section)	Sample Type	Indoor Air	Ambient Air	Soil Gas	Landfill Gas	Other (Please specify in notes section)
	SV-B-1-6	7/7/09	1109	1139	-30	0	07	1293N	X											
	SV-B-2-6	7/7/09	1118	1148	-30	0	34	1489	X											
	ISG-09-B-6	7/7/09	1128	1158	-30	0	179	1362	X											
02443	ISG-10-B-6	7/7/09	1137	1207	-30	0	86	02643	X											

Sampled by : TA

Temperature (Fahrenheit)	Interior	Ambient
Start		
Stop		

Pressure (inches of Hg)	Interior	Ambient
Start		
Stop		

Special Instructions/QC Requirements & Comments:

Canisters Shipped by: [signature]	Date/Time: 7/9/09 @ 1020	Canisters Received by: [signature]
Samples Relinquished by:	Date/Time:	Received by: [signature] 7-10-09 09:30
Relinquished by:	Date/Time:	Received by:

TAL Knoxville
5815 Middlebrook Pike
Knoxville, TN 37921
phone 865-291-3000 fax 865-584-4315

H9G100212

Canister Samples Chain of Custody Record

TestAmerica assumes no liability with respect to the collection and shipment of these samples.

TestAmerica
THE LEADER IN ENVIRONMENTAL TESTING

3

Client Contact Information	Project Manager: Ric Samuels	Sampled By: TA	___ of ___ COCs
Company: Tetra Tech	Phone: 770 413 0965 x232		
Address: 2171 W. Park Ct Ste E	Site Contact:		
City/State/Zip Stone Mountain GA 30087	TAL Contact:		
Phone: 770 413 0965 x232			
FAX:			
Project Name: MRC IAQ	Analysis Turnaround Time		
Site/location: Middle River	Standard (Specify)_____		
PO #	Rush (Specify)_____		

	Sample Identification	Sample Date(s)	Time Start	Time Stop	Canister Vacuum in Field, "Hg (Start)	Canister Vacuum in Field, "Hg (Stop)	Flow Controller ID	Canister ID	TO-15	TO-14A	EPA 3C	EPA 25C	ASTM D-1946	Other (Please specify in notes section)	Sample Type	Indoor Air	Ambient Air	Soil Gas	Landfill Gas	Other (Please specify in notes section)
1131	IAQ-C5-6	7/7/09	0942	1702	-30	0	169	7505	X											
	IAQ-C4-6	7/7/09	0939	1701	-30	-2	K099	0104	X											
	IAQ-B8-6	7/7/09	1003	1711	-30	-8	K098	04174	X											
	IAQ-B7-6	7/7/09	1011	1710	-30	-8	K313	12406	X											
	IAQ-B5-6	7/7/09	1057	1731	-29	-9	K104	12170	X											
	IAQ-B3-6	7/7/09	1048	1732	-29	-8	K121	1008N	X											

Sampled by : TA

Temperature (Fahrenheit)	Interior	Ambient
Start		
Stop		

Pressure (inches of Hg)	Interior	Ambient
Start		
Stop		

Special Instructions/QC Requirements & Comments:

Canisters Shipped by: [signature]	Date/Time: 7/9/09 @ 1030	Canisters Received by: [signature]
Samples Relinquished by:	Date/Time:	Received by: [signature] 7-10-09 09:30
Relinquished by:	Date/Time:	Received by:

TAL Knoxville
5815 Middlebrook Pike
Knoxville, TN 37921
phone 865-291-3000 fax 865-584-4315

Canister Samples Chain of Custody Record

H96100212

4

TestAmerica assumes no liability with respect to the collection and shipment of these samples.

TestAmerica
THE LEADER IN ENVIRONMENTAL TESTING

Client Contact Information		Project Manager: Ric Samuels	Sampled By: TA	___ of ___ COCs
Company: Tetra Tech		Phone: 770 413 0965 x232		
Address: 2171 W. Park Ct. Ste E		Site Contact:		
City/State/Zip Stone Mountain GA 30087		TAL Contact:		
Phone: 770 413 0965				
FAX:				
Project Name: MRC IAQ		Analysis Turnaround Time		
Site/location: Mobile River		Standard (Specify)_____		
PO #		Rush (Specify)_____		

Sample Identification	Sample Date(s)	Time Start	Time Stop	Canister Vacuum in Field, "Hg (Start)	Canister Vacuum in Field, "Hg (Stop)	Flow Controller ID	Canister ID	TO-15	TO-14A	EPA 3C	EPA 25C	ASTM D-1946	Other (Please specify in notes section)	Sample Type	Indoor Air	Ambient Air	Soil Gas	Landfill Gas	Other (Please specify in notes section)
IAQ-C2-6	7/7/09	0918	1657	-30	-5	K348	12586	X											
IAQ-C1-6	7/7/09	0910	1655	-28	-6	K155	6580	X											
IAQ-C3-6	7/7/09	0934	1659	-30	-10	K411	1296	X											
IAQ-B9-6	7/7/09	0956	1713	-30	-8	20	9326S	X											
IAQ-B10-6	7/7/09	0951	1714	-30	-7	K108	6355	X											
IAQ-B2-6	7/7/09	1137	1723	-28	-10	K415	6599	X											

Sampled by : TA

Temperature (Fahrenheit)	Interior	Ambient	
Start			
Stop			

Pressure (inches of Hg)	Interior	Ambient	
Start			
Stop			

Special Instructions/QC Requirements & Comments:

Canisters Shipped by: [signature]	Date/Time: 7/9/09 @ 1020	Canisters Received by: [signature]
Samples Relinquished by:	Date/Time:	Received by: [signature] 7-10-09 09:30
Relinquished by:	Date/Time:	Received by:

TAL Knoxville
5815 Middlebrook Pike
Knoxville, TN 37921
phone 865-291-3000 fax 865-584-4315

Canister Samples Chain of Custody Record

179G100212

TestAmerica assumes no liability with respect to the collection and shipment of these samples.

TestAmerica
THE LEADER IN ENVIRONMENTAL TESTING

Client Contact Information	Project Manager: Rick Samuels	Sampled By: RS	___ of ___ COCs
Company: TetraTech, NUS	Phone: (770) 413-0965 Ext. 232		
Address: 2171 W Park Ct. Suite F	Site Contact:		
City/State/Zip Stone Mtn. GA 30087	TAL Contact:		
Phone: (770) 413-0965 Ext. 232			
FAX: (770) 413-6733			
Project Name: MRC-IAQ	Analysis Turnaround Time		
Site/location: Middle River, MD	Standard (Specify) X		
PO #	Rush (Specify)		

Sample Identification	Sample Date(s)	Time Start	Time Stop	Canister Vacuum in Field, "Hg (Start)	Canister Vacuum in Field, 'Hg (Stop)	Flow Controller ID	Canister ID	TO-15	TO-14A	EPA 3C	EPA 25C	ASTM D-1946	Other (Please specify in notes section)	Sample Type	Indoor Air	Ambient Air	Soil Gas	Landfill Gas	Other (Please specify in notes section)
IAQ-A1-6	7/8/09	0843	1629	-30.0	-7	K279B	6394	X											
IAQ-A2-6	↓	0919	1639	-28.0	-5	K334	6597	X											
IAQ-A3-6		0908	1649	-30.0	-6	K286	02795	X											
IAQ-A4-6		0924	1654	-30.0	-7	K285	92084	X											
								X											
								X											

Sampled by :

Temperature (Fahrenheit)	Interior	Ambient	
Start			
Stop			

Pressure (inches of Hg)	Interior	Ambient	
Start			
Stop			

Special Instructions/QC Requirements & Comments:

Canisters Shipped by: [signature]	Date/Time: 7/9/09 @ 1020	Canisters Received by: [signature]
Samples Relinquished by:	Date/Time:	Received by: [signature] 7-10-09 09:30
Relinquished by:	Date/Time:	Received by:

TAL Knoxville
5815 Middlebrook Pike
Knoxville, TN 37921
phone 865-291-3000 fax 865-584-4315

H9G100199

Canister Samples Chain of Custody Record

TestAmerica assumes no liability with respect to the collection and shipment of these samples.

TestAmerica
THE LEADER IN ENVIRONMENTAL TESTING

Client Contact Information	Project Manager: Rick Samuels	Sampled By: TA	___ of ___ COCs
Company: Tetra Tech	Phone: 7704130965 x 282		
Address: 2171 W. Park Ct. Ste E	Site Contact:		
City/State/Zip Stone Mountain GA 30087	TAL Contact:		
Phone: 7704130965			
FAX:			
Project Name: MRC IAQ	Analysis Turnaround Time		
Site/location: Middle River	Standard (Specify)_____		
PO #	Rush (Specify)_____		

Sample Identification	Sample Date(s)	Time Start	Time Stop	Canister Vacuum in Field, "Hg (Start)	Canister Vacuum in Field, 'Hg (Stop)	Flow Controller ID	Canister ID	TO-15	TO-14A	EPA 3C	EPA 25C	ASTM D-1946	Other (Please specify in notes section)	Sample Type	Indoor Air	Ambient Air	Soil Gas	Landfill Gas	Other (Please specify in notes section)
IAQ-B4-6	7/7/09	1115	1725	-30	-10	K420	11156	X											
IAQ-B1-6	7/7/09	1128	1727	-30	-10	K403	6665	X											
IAQ-A8-6	7/8/09	0935	1646	-30	-10	K093	12151	X											
IAQ-A7-6	7/8/09	0922	1644	-28	0	K140	6224N	X											
IAQ-A5-6	7/8/09	0929	1642	-30	-7	K357	7487	X											
IAQ-A6-6	7/8/09	0902	1640	-30	-7	K262	S-1489	X											

Sampled by : TA

Temperature (Fahrenheit)	Interior	Ambient	
Start			
Stop			

Pressure (inches of Hg)	Interior	Ambient	
Start			
Stop			

REC. AT AMBIENT
CUSTODY SEALS INTACT
15 BOXES RH 7/10/09
FED EX # 796761975190
797749141830

Special Instructions/QC Requirements & Comments: 18 CANS / 18 FLOWS

Canisters Shipped by: [signature]	Date/Time: 7/8/09 @ 1020	Canisters Received by: [signature]
Samples Relinquished by:	Date/Time:	Received by: [signature] 7-10-09 09:30
Relinquished by:	Date/Time:	Received by:

TAL Knoxville
5815 Middlebrook Pike
Knoxville, TN 37921
phone 865-291-3000 fax 865-584-4315

H9G100199

Canister Samples Chain of Custody Record

TestAmerica assumes no liability with respect to the collection and shipment of these samples.

TestAmerica
THE LEADER IN ENVIRONMENTAL TESTING

2

Client Contact Information		Project Manager: Ric Samuels	Sampled By: TA	___ of ___ COCs
Company: Tetra Tech		Phone: 7704130965 x222		
Address: 2176 W. Park Ct. Ste E		Site Contact:		
City/State/Zip Stone Mountain GA 30087		TAL Contact:		
Phone: 7704130965				
FAX:				
Project Name: MRC IAQ		Analysis Turnaround Time		
Site/location: Middle River		Standard (Specify)_____		
PO #		Rush (Specify)_____		

Sample Identification	Sample Date(s)	Time Start	Time Stop	Canister Vacuum in Field, "Hg (Start)	Canister Vacuum in Field, 'Hg (Stop)	Flow Controller ID	Canister ID	TO-15	TO-14A	EPA 3C	EPA 25C	ASTM D-1946	Other (Please specify in notes section)	Sample Type	Indoor Air	Ambient Air	Soil Gas	Landfill Gas	Other (Please specify in notes section)
SV-A-8-6	7/8/09	0947	1017	-30 Hg	0 Hg	153	6614	X											
SV-A-7-6	7/8/09	0938	1008	-30	0	118	7493	X											
SV-17-A-6	7/8/09	0921	0951	-30	0	122	12829	X											
SV-15-A-6	7/8/09	0928	0958	-30	0	88	6621	X											
SV-18-A-6	7/8/09	0910	0940	-30	0	22	12879	X											
IAQ-A9-6	7/8/09	0948	1648	-30	-9	20	12264	X											

Sampled by : TA

Temperature (Fahrenheit)			
	Interior	Ambient	
Start			
Stop			

Pressure (inches of Hg)			
	Interior	Ambient	
Start			
Stop			

Special Instructions/QC Requirements & Comments:

Canisters Shipped by: [signature]	Date/Time: 7/8/09 @ 1020	Canisters Received by: [signature]
Samples Relinquished by:	Date/Time:	Received by: [signature] 7-10-09 09:30
Relinquished by:	Date/Time:	Received by:

TAL Knoxville
5815 Middlebrook Pike
Knoxville, TN 37921
phone 865-291-3000 fax 865-584-4315

H9G100199

Canister Samples Chain of Custody Record

TestAmerica assumes no liability with respect to the collection and shipment of these samples.

TestAmerica
THE LEADER IN ENVIRONMENTAL TESTING

Client Contact Information	Project Manager: Rick Samuels	Sampled By: RS	___ of ___ COCs
Company: TetraTech NUS, Inc.	Phone: 770-413-0965 Ext. 232		
Address: 2171 W Park Court Suite E	Site Contact:		
City/State/Zip Stone Mtn, GA 30087	TAL Contact:		
Phone: 770-413-0965 Ext. 232			
FAX: 770-413-6733			
Project Name: MRC IAQ	Analysis Turnaround Time		
Site/location: Middle River, MD	Standard (Specify) X		
PO #	Rush (Specify)		

Sample Identification	Sample Date(s)	Time Start	Time Stop	Canister Vacuum in Field, "Hg (Start)	Canister Vacuum in Field, "Hg (Stop)	Flow Controller ID	Canister ID	TO-15	TO-14A	EPA 3C	EPA 25C	ASTM D-1946	Other (Please specify in notes section)	Sample Type	Indoor Air	Ambient Air	Soil Gas	Landfill Gas	Other (Please specify in notes section)
C-D-1	7/7/09	—	—	30.0	0.5	KR-240	7466	X											
A-D-1	7/8/09	—	—	-28.0	0	K334	6597	X											
Bck-1-6	"	752	1554	29	-4	K138	21665	X											
Bck-2-6	"	800	1602	30	-6	K363	12578	X											
Bck-3-6	"	809	1606	30	-3.5	K337	6391	X											
Bck-4-6	"	817	1612	26.5	-8	K356	93112	X											

Sampled by : RS

Temperature (Fahrenheit)	Interior	Ambient	
Start			
Stop			

Pressure (inches of Hg)	Interior	Ambient	
Start			
Stop			

Special Instructions/QC Requirements & Comments:

Canisters Shipped by: [signature]	Date/Time: 7/8/09 @ 1020	Canisters Received by: [signature]
Samples Relinquished by:	Date/Time:	Received by: [signature] 7-10-09 09:30
Relinquished by:	Date/Time:	Received by:

TAL Knoxville
5815 Middlebrook Pike
Knoxville, TN 37921
phone 865-291-3000 fax 865-584-4315

H9G100215

Canister Samples Chain of Custody Record

TestAmerica assumes no liability with respect to the collection and shipment of these samples.

TestAmerica
THE LEADER IN ENVIRONMENTAL TESTING

2

Client Contact Information
Company: Tetra Tech NUS, Inc
Address: 2171 W Park Ct. Ste E
City/State/Zip Stone Mountain GA 30087
Phone: 770 413 0965 x 232
FAX:

Project Manager: Rick Samuels
Phone: 770 413-0965 ext 232
Site Contact:
TAL Contact:

Sampled By: RS

___ of ___ COCs

Project Name: MRC IAQ
Site/location: Middle River, MD
PO #

Analysis Turnaround Time
Standard (Specify) X
Rush (Specify)

Sample Identification	Sample Date(s)	Time Start	Time Stop	Canister Vacuum in Field, "Hg (Start)	Canister Vacuum in Field, "Hg (Stop)	Flow Controller ID	Canister ID	TO-15	TO-14A	EPA 3C	EPA 25C	ASTM D-1946	Other (Please specify in notes section)	Sample Type	Indoor Air	Ambient Air	Soil Gas	Landfill Gas	Other (Please specify in notes section)
SV-C-1-6	7/7/09	0921	0951	28.0	0.0	KR-159	12185	X											
SV-C-2-6		1110	1140	30.0	0.1	KR150	12270	X											
SV-C-3-6		0953	1023	30.0	0.0	KR120	12737	X											
SV-C-4-6		1106	1136	30.0	4.5	KR161	12440	X											
SV-C-5-6		1011	1041	28.5	0.0	KR181	12647	X											
SV-C-7-6	↓	0858	0928	25.0	0.2	KR164	03854	X											

Sampled by : RS

	Temperature (Fahrenheit)		
	Interior	Ambient	
Start			
Stop			

	Pressure (inches of Hg)		
	Interior	Ambient	
Start			
Stop			

Special Instructions/QC Requirements & Comments:

Canisters Shipped by: [signature]	Date/Time: 7/9/09 @ 1020	Canisters Received by: [signature]
Samples Relinquished by:	Date/Time:	Received by: [signature] 7-10-09 09:30
Relinquished by:	Date/Time:	Received by:

TAL Knoxville
5815 Middlebrook Pike
Knoxville, TN 37921
phone 865-291-3000 fax 865-584-4315

H9G100215

Canister Samples Chain of Custody Record

TestAmerica assumes no liability with respect to the collection and shipment of these samples.

TestAmerica
THE LEADER IN ENVIRONMENTAL TESTING

3

Client Contact Information	Project Manager: Rick Samuels	Sampled By: RS	___ of ___ COCs
Company: T+NUS	Phone: (770) 413-0965 Ext. 232		
Address: 2171 W Park Ct. Suite E	Site Contact:		
City/State/Zip Stone Mtn, GA 30087	TAL Contact:		
Phone: (770) 413-0965 Ext. 232			
FAX: (770) 413-6733			
Project Name: MRC - IAQ	Analysis Turnaround Time		
Site/location: Middle River, MD	Standard (Specify) X		
PO #	Rush (Specify)		

Sample Identification	Sample Date(s)	Time Start	Time Stop	Canister Vacuum in Field, "Hg (Start)	Canister Vacuum in Field, "Hg (Stop)	Flow Controller ID	Canister ID	TO-15	TO-14A	EPA 3C	EPA 25C	ASTM D-1946	Other (Please specify in notes section)	Sample Type:	Indoor Air	Ambient Air	Soil Gas	Landfill Gas	Other (Please specify in notes section)
IAQ-C-15-6	7/7/09	0930	1730	-29.5	-9.5	K383	6659	X											
IAQ-C13-6	↓	0845	1645	-30.0	-4.0	K307	7478	X											
IAQ-C11-6		0915	1715	-30.0	-7.0	K119	6647	X											
IAQ-C10-6		0946	1746	-30.0	-7.5	K096	1129	X											
IAQ-B12-6		1047	1847	-30.0	-9.1	K399	6368	X											
IAQ-B13-6		1056	1856	-28.5	-5.0	K116	6617	X											

Sampled by :

Temperature (Fahrenheit)	Interior	Ambient	
Start			
Stop			

Pressure (inches of Hg)	Interior	Ambient	
Start			
Stop			

Special Instructions/QC Requirements & Comments:

Canisters Shipped by: [signature]	Date/Time: 7/9/09 @ 1020	Canisters Received by: [signature]
Samples Relinquished by:	Date/Time:	Received by: [signature] 7-10-09 09:37
Relinquished by:	Date/Time:	Received by:

TAL Knoxville
5815 Middlebrook Pike
Knoxville, TN 37921
phone 865-291-3000 fax 865-584-4315

H9G100215

Canister Samples Chain of Custody Record

TestAmerica assumes no liability with respect to the collection and shipment of these samples.

TestAmerica
THE LEADER IN ENVIRONMENTAL TESTING

Client Contact Information	Project Manager: Rick Samuels	Sampled By: RS	____ of ____ COCs
Company: Tetra Tech NUS	Phone: 770 413 0465 ext 232		
Address: 2171 W Park Ct Ste E	Site Contact:		
City/State/Zip Stone Mtn, GA 30087	TAL Contact:		
Phone: 770 413 0465 x232			
FAX: 770 413 6733			
Project Name: MRC - IAQ	Analysis Turnaround Time		
Site/location: Middle River, MD	Standard (Specify) X		
PO #	Rush (Specify)		

Sample Identification	Sample Date(s)	Time Start	Time Stop	Canister Vacuum in Field, "Hg (Start)	Canister Vacuum in Field, "Hg (Stop)	Flow Controller ID	Canister ID	TO-15	TO-14A	EPA 3C	EPA 25C	ASTM D-1946	Other (Please specify in notes section)	Sample Type	Indoor Air	Ambient Air	Soil Gas	Landfill Gas	Other (Please specify in notes section)
IAQ-C14-6	7/7/09	0921	1721	-28.5	-5.5	K226	03801	X											
IAQ-C8-6	7/7/09	1110	1910	-30.0	-12	K210	04307	X											
IAQ-C9-6	7/7/09	0953	1753	-30.0	-6	K183	12326	X											
IAQ-C7-6	7/7/09	1106	1906	-30.0	-10	K132	11370	X											
IAQ-C6-6	7/7/09	1011	1811	-30.0	-8.0	K421	6119	X											
IAQ-C12-6	7/7/09	0858	1658	-30.0	-8.0	K171	6612	X											

Sampled by : RS

Temperature (Fahrenheit)	Interior	Ambient	
Start			
Stop			

Pressure (inches of Hg)	Interior	Ambient	
Start			
Stop			

Special Instructions/QC Requirements & Comments:

Canisters Shipped by: [signature]	Date/Time: 7/9/09 @ 1020	Canisters Received by: [signature]
Samples Relinquished by:	Date/Time:	Received by: [signature] 7-10-09 09:30
Relinquished by:	Date/Time:	Received by:

CHAIN OF CUSTODY - OCTOBER 2009

TAL Knoxville
5815 Middlebrook Pike
Knoxville, TN 37921
phone 865-291-3000 fax 865-584-4315

Canister Samples Chain of Custody Record

TestAmerica assumes no liability with respect to the collection and shipment of these samples.

TestAmerica
THE LEADER IN ENVIRONMENTAL TESTING

Client Contact Information	Project Manager: Rick Samuels	Sampled By: RS	___ of ___ COCs
Company: Tetra Tech NUS	Phone: 770 403-0965		
Address: 20251 Century Blvd	Site Contact:		
City/State/Zip Germantown, MD 20874	TAL Contact:		
Phone: 301 528 5552			
FAX:			
Project Name: MRC IAQ Round 7	Analysis Turnaround Time		
Site/location: LMC - MRC	Standard (Specify)		
PO #	Rush (Specify)		

Sample Identification	Sample Date(s)	Time Start	Time Stop	Canister Vacuum in Field, "Hg (Start)	Canister Vacuum in Field, 'Hg (Stop)	Flow Controller ID	Canister ID	TO-15	TO-14A	EPA 3C	EPA 25C	ASTM D-1946	Other (Please specify in notes section)	Sample Type	Indoor Air	Ambient Air	Soil Gas	Landfill Gas	Other (Please specify in notes section)
Bck-1-7	10/28/09	812	1545	30	-5.5	K313	04T47												
Bck-2-7		816	1548	30	-5	K342	1146												
Bck-3-7		822	1554	30	-8	K417	44613												
Bck-4-7		828	1558	30	-5	K320	12588												
IAQ-A1-7		906	1625	30	-8	K361	1405												
IAQ-A-10-7		913	1628	30	-1.5	K422	12818												

Sampled by :

Temperature (Fahrenheit)	Interior	Ambient	
Start			
Stop			

Pressure (inches of Hg)	Interior	Ambient	
Start			
Stop			

Special Instructions/QC Requirements & Comments:

Canisters Shipped by: Rick Samuels	Date/Time: 10/29/09	Canisters Received by:
Samples Relinquished by:	Date/Time:	Received by:
Relinquished by:	Date/Time:	Received by:

TAL Knoxville
5815 Middlebrook Pike
Knoxville, TN 37921
phone 865-291-3000 fax 865-584-4315

Canister Samples Chain of Custody Record

TestAmerica assumes no liability with respect to the collection and shipment of these samples.

TestAmerica
THE LEADER IN ENVIRONMENTAL TESTING

Client Contact Information		
Company: Tetra Tech NUS	Project Manager: Rick Samuels	Sampled By: RS
Address: 20251 Century Blvd	Phone: 770 413 - 0965	___ of ___ COCs
City/State/Zip: Germantown MD 20874	Site Contact:	
Phone: 301 528 - 5552	TAL Contact:	
FAX:		
Project Name: MRC IAQ Round 7	Analysis Turnaround Time	
Site/location: LMC - MRC	Standard (Specify)	
PO #	Rush (Specify)	

Sample Identification	Sample Date(s)	Time Start	Time Stop	Canister Vacuum in Field, "Hg (Start)	Canister Vacuum in Field, 'Hg (Stop)	Flow Controller ID	Canister ID	TO-15	TO-14A	EPA 3C	EPA 25C	ASTM D-1946	Other (Please specify in notes section)	Sample Type	Indoor Air	Ambient Air	Soil Gas	Landfill Gas	Other (Please specify in notes section)
IAQ- A-11-7	10/28/09	918	1631	28	-8	K376	04176												
IAQ- A-3-7		925	1633	30	-8	K147	93145												
IAQ- A2-7		930	1635	30	-8	K319	1008N												

Sampled by :

Temperature (Fahrenheit)			
	Interior	Ambient	
Start			
Stop			

Pressure (inches of Hg)			
	Interior	Ambient	
Start			
Stop			

Special Instructions/QC Requirements & Comments:

Canisters Shipped by: Rick Samuels	Date/Time: 10/29/09	Canisters Received by:
Samples Relinquished by:	Date/Time:	Received by:
Relinquished by:	Date/Time:	Received by:

TAL Knoxville
5815 Middlebrook Pike
Knoxville, TN 37921
phone 865-291-3000 fax 865-584-4315

Canister Samples Chain of Custody Record

TestAmerica assumes no liability with respect to the collection and shipment of these samples.

TestAmerica
THE LEADER IN ENVIRONMENTAL TESTING

Client Contact Information	Project Manager: Rick Samuels	Sampled By:	___ of ___ COCs
Company: Tetra Tech, NUS	Phone: (770) 413-0965		
Address: 20251 Century Blvd.	Site Contact:		
City/State/Zip Germantown, MD 20874	TAL Contact:		
Phone: (301) 528-5552			
FAX:			
Project Name: MRC-IAQ-Round 7	Analysis Turnaround Time		
Site/location: LMC-MRC	Standard (Specify)_____		
PO #	Rush (Specify)_____		

Sample Identification	Sample Date(s)	Time Start	Time Stop	Canister Vacuum in Field, "Hg (Start)	Canister Vacuum in Field, "Hg (Stop)	Flow Controller ID	Canister ID	TO-15	TO-14A	EPA 3C	EPA 25C	ASTM D-1946	Other (Please specify in notes section)	Sample Type: Indoor Air	Ambient Air	Soil Gas	Landfill Gas	Other (Please specify in notes section)
IAQ-A6-7	10/28/09	0905	1630	-30.0	-30	K-138	62352	X						X				
IAQ-A5-7		0911	1621	-28.0	-2.0	K-250	2996											
IAQ-A7-7		0918	1622	-30.0	-9.0	K-119	5664											
IAQ-A8-7		0918	1627	-30.0	-8.0	K-452	93165											
IAQ-A9-7		0925		-30.0		K-298	6608											
IAQ-A4-7		0935	1628	-29.0	-8.0	K-108	1427											

Sampled by :

Temperature (Fahrenheit)	Interior	Ambient	
Start			
Stop			

Pressure (inches of Hg)	Interior	Ambient	
Start			
Stop			

Special Instructions/QC Requirements & Comments:

Canisters Shipped by: Rick Samuels	Date/Time: 10/29/09	Canisters Received by:
Samples Relinquished by:	Date/Time:	Received by:
Relinquished by:	Date/Time:	Received by:

TAL Knoxville
5815 Middlebrook Pike
Knoxville, TN 37921
phone 865-291-3000 fax 865-584-4315

Canister Samples Chain of Custody Record

TestAmerica assumes no liability with respect to the collection and shipment of these samples.

TestAmerica
THE LEADER IN ENVIRONMENTAL TESTING

Client Contact Information			
Company: TetraTech NUS	Project Manager: Rick Samuels	Sampled By: RS	___ of ___ COCs
Address: 20251 Century Blvd.	Phone: (770) 413-~~1523~~ 0965		
City/State/Zip Germantown, MD 20874	Site Contact:		
Phone: (301) 528-5552	TAL Contact: RS		
FAX:			
Project Name: MRC-IAQ-Round 7	Analysis Turnaround Time		
Site/location: LMC-MRC	Standard (Specify)		
PO #	Rush (Specify)		

Sample Identification	Sample Date(s)	Time Start	Time Stop	Canister Vacuum in Field, "Hg (Start)	Canister Vacuum in Field, "Hg (Stop)	Flow Controller ID	Canister ID	TO-15	TO-14A	EPA 3C	EPA 25C	ASTM D-1946	Other (Please specify in notes section)	Sample Type	Indoor Air	Ambient Air	Soil Gas	Landfill Gas	Other (Please specify in notes section)
IAQ-B1-7	10/27/09	1127	1927	-30.0	-5.0	K09866	06662	X							X				
IAQ-B6-7		1107	1929	-30.0	-6.0	K-451	7512												
IAQ-B4-7		1133	1931	-30.0	-7.0	K-214	6598												
IAQ-B2-7		1152	1931	-30.0	-5.5	K-111	6133												
IAQ-C1-7		1205	1944	-30.0	-6.5	K-139	05713												

Sampled by :

Temperature (Fahrenheit)	Interior	Ambient	
Start			
Stop			

Pressure (inches of Hg)	Interior	Ambient	
Start			
Stop			

Special Instructions/QC Requirements & Comments:

Canisters Shipped by: Rick Samuels	Date/Time: 10/29/09	Canisters Received by:
Samples Relinquished by:	Date/Time:	Received by:
Relinquished by:	Date/Time:	Received by:

TAL Knoxville
5815 Middlebrook Pike
Knoxville, TN 37921
phone 865-291-3000 fax 865-584-4315

Canister Samples Chain of Custody Record

TestAmerica assumes no liability with respect to the collection and shipment of these samples.

TestAmerica
THE LEADER IN ENVIRONMENTAL TESTING

Client Contact Information	Project Manager: Rick Samuels	Sampled By: RS	___ of ___ COCs
Company: Tetra Tech NUS	Phone: 770 413 0965		
Address: 20251 Century Blvd	Site Contact:		
City/State/Zip Germantown, MD 20874	TAL Contact:		
Phone: 301 525 5552			
FAX:			
Project Name: MRC IAQ Round 7	Analysis Turnaround Time		
Site/location: LMC-MRC	Standard (Specify)_____		
PO #	Rush (Specify)_____		

Sample Identification	Sample Date(s)	Time Start	Time Stop	Canister Vacuum in Field, "Hg (Start)	Canister Vacuum in Field, "Hg (Stop)	Flow Controller ID	Canister ID	TO-15	TO-14A	EPA 3C	EPA 25C	ASTM D-1946	Other (Please specify in notes section)	Sample Type	Indoor Air	Ambient Air	Soil Gas	Landfill Gas	Other (Please specify in notes section)
~~SIX-IAQ-C4-7~~ RS	10/27/09	~~1137~~	~~RS~~	~~30~~		~~K112~~	~~S-1549~~												
IAQ-C3-7		1144	2008	30	-4	K337	93183												
IAQ-C2-7		1153	2010	15	-2	K312	93286												
IAQ-C16-7		1205	2016	30	0	K285	S-1530												
IAQ-B13-7		1220	2016	30	0	K230	93038												
IAQ B12-7		1230	2018	30	0	K210	12822												

Sampled by : RS

Temperature (Fahrenheit)	Interior	Ambient	
Start			
Stop			

Pressure (inches of Hg)	Interior	Ambient	
Start			
Stop			

Special Instructions/QC Requirements & Comments:

Canisters Shipped by: Rick Samuels	Date/Time: 10/29/09	Canisters Received by:
Samples Relinquished by:	Date/Time:	Received by:
Relinquished by:	Date/Time:	Received by:

TAL Knoxville
5815 Middlebrook Pike
Knoxville, TN 37921
phone 865-291-3000 fax 865-584-4315

Canister Samples Chain of Custody Record

TestAmerica assumes no liability with respect to the collection and shipment of these samples.

TestAmerica
THE LEADER IN ENVIRONMENTAL TESTING

Client Contact Information	Project Manager: Rick Samuels	Sampled By: RS	___ of ___ COCs
Company: Tetra Tech NUS	Phone: 770 413-0965		
Address: 20251 Century Blvd	Site Contact:		
City/State/Zip Germantown MD 20874	TAL Contact:		
Phone: 301 528-5552			
FAX:			
Project Name: MRC IAQ Round 7	Analysis Turnaround Time		
Site/location: LMC-MRC	Standard (Specify)_____		
PO #	Rush (Specify)_____		

Sample Identification	Sample Date(s)	Time Start	Time Stop	Canister Vacuum in Field, "Hg (Start)	Canister Vacuum in Field, 'Hg (Stop)	Flow Controller ID	Canister ID	TO-15	TO-14A	EPA 3C	EPA 25C	ASTM D-1946	Other (Please specify in notes section)	Sample Type	Indoor Air	Ambient Air	Soil Gas	Landfill Gas	Other (Please specify in notes section)
IAQ-C9-7	10/27/09	1046	1948	30	0	K280	7475												
IAQ-C6-7		1057	1951	30	0	K185	12159												
IAQ-C7-7		1111	2000	30	-4	K121	6603												
IAQ-C8-7		1124	1959	30	-3	K187	6659												
IAQ-C4-7		1137	2005	30	-4	K112	S-1549												
C-Dup-1-7				30	0	K113B	7500												

Sampled by : RS

Temperature (Fahrenheit)	Interior	Ambient	
Start			
Stop			

Pressure (inches of Hg)	Interior	Ambient	
Start			
Stop			

Special Instructions/QC Requirements & Comments:

Canisters Shipped by: Rick Samuels	Date/Time: 10/29/09	Canisters Received by:
Samples Relinquished by:	Date/Time:	Received by:
Relinquished by:	Date/Time:	Received by:

TAL Knoxville
5815 Middlebrook Pike
Knoxville, TN 37921
phone 865-291-3000 fax 865-584-4315

Canister Samples Chain of Custody Record

TestAmerica assumes no liability with respect to the collection and shipment of these samples.

TestAmerica
THE LEADER IN ENVIRONMENTAL TESTING

Client Contact Information	Project Manager: RICK SAMUELS	Sampled By: RS	___ of ___ COCs
Company: Tetra Tech NUS	Phone: 770 413 0965		
Address: 20251 Century Blvd	Site Contact:		
City/State/Zip Germantown MD 20874	TAL Contact:		
Phone: 301 - 528 - 5552			
FAX:			
Project Name: MRC - IAQ - ROUND 7	Analysis Turnaround Time		
Site/location: LMC - MRC	Standard (Specify)_____		
PO #	Rush (Specify)_____		

Sample Identification	Sample Date(s)	Time Start	Time Stop	Canister Vacuum in Field, "Hg (Start)	Canister Vacuum in Field, "Hg (Stop)	Flow Controller ID	Canister ID	TO-15	TO-14A	EPA 3C	EPA 25C	ASTM D-1946	Other (Please specify in notes section)	Sample Type:	Indoor Air	Ambient Air	Soil Gas	Landfill Gas	Other (Please specify in notes section)
IAQ C-13-7	10/27/09	914	1933	30	0	K166	12521	X							X				
IAQ C-12-7		924	1936	30	0	K447	12835												
IAQ-C11-7		935	1938	30	0	K101	6638												
IAQ-C14-7		945	1940	30	0	K093	3401												
IAQ-C15-7		952	1941	30	0	K096	1157												
IAQ-C10-7		1007	1946	30	-2.5	K384	93009												

Sampled by : RS

Temperature (Fahrenheit)	Interior	Ambient	
Start			
Stop			

Pressure (inches of Hg)	Interior	Ambient	
Start			
Stop			

Special Instructions/QC Requirements & Comments:

Canisters Shipped by: Rick Samuels	Date/Time: 10/29/09	Canisters Received by:
Samples Relinquished by:	Date/Time:	Received by:
Relinquished by:	Date/Time:	Received by:

APPENDIX B — METHOD DETECTION LIMITS

Compound	RL(ppbv)	RL(ug/m3)	CAS#
1,1-Dichloroethene			
1,2-Dichloroethane			
Methylene chloride			
Naphthalene			
Benzene	0.08	0.256	71-43-2
Carbon tetrachloride	0.08	0.503	56-23-5
Chloroform	0.08	0.391	67-66-3
Dichlorodifluoromethane	0.08	0.396	75-71-8
1,1-Dichloroethane	0.08	0.324	75-34-3
cis-1,2-Dichloroethene	0.08	0.317	156-59-2
trans-1,2-Dichloroethene	0.08	0.317	156-60-5
Ethylbenzene	0.08	0.347	100-41-4
Methyl tert-butyl ether	0.4	1.442	1634-04-4
Tetrachloroethene	0.08	0.543	127-18-4
Toluene	0.08	0.301	108-88-3
1,2,4-Trichlorobenzene	0.4	2.969	120-82-1
Trichloroethene	0.04	0.215	79-01-6
Vinyl chloride	0.08	0.204	75-01-4
m-Xylene & p-Xylene	0.08	0.347	136777-61-2
o-Xylene	0.08	0.347	95-47-6

LAB PLEASE FILL IN INFO FOR 1,1-dichloroethene, 1,2-dichloroethane, methylene chloride, and naphthalene.

APPENDIX C — LABORATORY ANALYTICAL REPORTS

ANALYTICAL REPORT

PROJECT NO. 112IC02182 - MRC IAQ

Middle River, Maryland

Lot #: H9G100199

Rick Samuels

Tetra Tech NUS Inc
2171 West Park Court
Suite E
Stone Mountain, GA 30087

TESTAMERICA LABORATORIES, INC.

Terry Wasmund
Project Manager

July 31, 2009

ANALYTICAL METHODS SUMMARY

H9G100199

PARAMETER	ANALYTICAL METHOD
Volatile Organics by TO15	EPA-2 TO-15

References:

EPA-2 "Compendium of Methods for the Determination of Toxic Organic Compounds in Ambient Air", EPA-625/R-96/010b, January 1999.

SAMPLE SUMMARY

H9G100199

WO #	SAMPLE#	CLIENT SAMPLE ID	SAMPLED DATE	SAMP TIME
LGA1H	001	IAQ-B4-6	07/07/09	17:25
LGA10	002	IAQ-B1-6	07/07/09	17:27
LGA13	003	IAQ-A8-6	07/08/09	16:46
LGA2A	004	IAQ-A7-6	07/08/09	16:44
LGA2F	005	IAQ-A5-6	07/08/09	16:42
LGA2J	006	IAQ-A6-6	07/08/09	16:40
LGA2K	007	SV-A-8-6	07/08/09	10:17
LGA2Q	008	SV-A-7-6	07/08/09	10:08
LGA2V	009	SV-17-A-6	07/08/09	09:51
LGA21	010	SV-15-A-6	07/08/09	09:58
LGA23	011	SV-18-A-6	07/08/09	09:40
LGA25	012	IAQ-A9-6	07/08/09	16:48
LGA26	013	C-D-1	07/07/09	
LGA29	014	A-D-1	07/08/09	
LGA3A	015	BCK-1-6	07/08/09	15:59
LGA3D	016	BCK-2-6	07/08/09	16:02
LGA3E	017	BCK-3-6	07/08/09	16:06
LGA3G	018	BCK-4-6	07/08/09	16:12

NOTE(S):

- The analytical results of the samples listed above are presented on the following pages.
- All calculations are performed before rounding to avoid round-off errors in calculated results.
- Results noted as "ND" were not detected at or above the stated limit.
- This report must not be reproduced, except in full, without the written approval of the laboratory.
- Results for the following parameters are never reported on a dry weight basis: color, corrosivity, density, flashpoint, ignitability, layers, odor, paint filter test, pH, porosity pressure, reactivity, redox potential, specific gravity, spot tests, solids, solubility, temperature, viscosity, and weight.

PROJECT NARRATIVE
H9G100199

TetraTech NUS
Job 112IC02182
Subcontract Order # 1049456
Middle River, Maryland

The results reported herein are applicable to the samples submitted for analysis only.

This report shall not be reproduced except in full, without the written approval of the laboratory.

The original chain of custody documentation is included with this report.

Sample Receipt

The chain of custody shows that sample A-D-1 was collected in Summa Canister ID 6597; but the sample was in Summa Canister ID 1396.

Quality Control and Data Interpretation

Unless otherwise noted, all holding times and QC criteria were met and the test results shown in this report meet all applicable NELAC requirements.

EPA methods TO-14A and TO-15 specify the use of humidified "zero air" as the blank reagent for canister cleaning, instrument calibration and sample analysis. Ultra-high purity humidified nitrogen from a cryogenic reservoir is used in place of "zero air" by TestAmerica Knoxville.

The EPA method requires that all target analytes in the continuing calibration verification standard be within 30% difference from the initial calibration. According to the laboratory standard operating procedure, the continuing calibration is acceptable if it meets the laboratory control sample acceptance criteria. Even though the calibration verification analyzed on 07/17/09, batch 9198404, exhibited a % difference of > 30% for 1,2,4-trichlorobenzene and the calibration verification analyzed on 07/20/09, batch 9202082, exhibited a % difference of > 30% for naphthalene, the results were within the LCS acceptance limits.

TestAmerica Knoxville maintains the following certifications, approvals and accreditations: Arkansas DEQ Lab #88-0688, California DHS ELAP Cert. #2423, Colorado DPHE, Connecticut DPH Lab #PH-0223, Florida DOH Lab #E87177, Georgia DNR Lab #906, Hawaii DOH, Illinois EPA Lab #200012, Indiana DOH Lab #C-TN-02, Iowa DNR Lab #375, Kansas DHE Cert. #E-10349, Kentucky DEP Lab #90101, Louisiana DEQ Cert. #03079, Louisiana DOHH, Maryland DOE Cert. #277, Michigan DEQ Lab #9933, Nevada DEP, New Jersey DEP Lab #TN001, New York DOH Lab #10781, North Carolina DPH Lab #21705, North Carolina DEHNR Cert. #64, Ohio EPA VAP Lab #CL0059, Oklahoma DEQ Lab #9415, Pennsylvania DEP Lab #68-00576, South Carolina DHEC Cert #84001001, Tennessee DOH Lab #02014, Texas CEQ, Utah DOH Lab # QUAN3, Virginia DGS Lab #00165, Washington DOE Lab #C1314, West Virginia DEP Cert. #345, West Virginia DHHR Cert #9955C, Wisconsin DNR Lab #998044300, Naval Facilities Engineering Service Center and USDA Soil Permit #S-46424. This list of approvals is subject to change and does not imply that laboratory certification is available for all parameters reported in this environmental sample data report.

PROJECT NARRATIVE
H9G100199

Samples IAQ-B4-6, SV-A-8-6 and IAQ-A9-6 were reported with elevated reporting limits for all analytes due to the presence of non-target compounds. A dilution was necessary prior to analysis, and the reporting limits were adjusted accordingly.

Sample Data Summary

Tetra Tech NUS, Inc

Client Sample ID: IAQ-B4-6

GC/MS Volatiles

Lot-Sample # H9G100199 - 001 **Work Order #** LGA1H1AA **Matrix.....:** AIR

Date Sampled...: 07/07/2009 **Date Received..:** 07/10/2009
Prep Date.....: 07/23/2009 **Analysis Date...** 07/24/2009
Prep Batch #.....: 9205060
Dilution Factor.: 1.8 **Method.....:** TO-15

PARAMETER	RESULTS (ppb(v/v))	REPORTING LIMIT (ppb(v/v))	RESULTS (ug/m3)	REPORTING LIMIT (ug/m3)
Ethylbenzene	**0.39**	**0.14**	**1.7**	**0.63**
Methylene chloride	**3.9**	**0.36**	**14**	**1.3**
Naphthalene	ND	0.36	ND	1.9
Benzene	**0.28**	**0.14**	**0.89**	**0.46**
Tetrachloroethene	ND	0.14	ND	0.98
Toluene	**7.8**	**0.14**	**29**	**0.54**
1,2,4-Trichlorobenzene	ND	0.72	ND	5.3
Trichloroethene	ND	0.072	ND	0.39
Vinyl chloride	ND	0.14	ND	0.37
o-Xylene	**0.41**	**0.14**	**1.8**	**0.63**
Methyl tert-butyl ether	ND	0.72	ND	2.6
m-Xylene & p-Xylene	**1.3**	**0.14**	**5.6**	**0.63**
Carbon tetrachloride	ND	0.14	ND	0.91
Chloroform	**0.16**	**0.14**	**0.77**	**0.70**
Dichlorodifluoromethane	**0.52**	**0.14**	**2.6**	**0.71**
1,1-Dichloroethane	ND	0.14	ND	0.58
1,2-Dichloroethane	ND	0.14	ND	0.58
1,1-Dichloroethene	ND	0.14	ND	0.57
cis-1,2-Dichloroethene	ND	0.14	ND	0.57
trans-1,2-Dichloroethene	ND	0.14	ND	0.57

SURROGATE	PERCENT RECOVERY	LABORATORY CONTROL LIMITS (%)
4-Bromofluorobenzene	102	60 - 140

The 'Result' in ug/m3 is calculated using the following equation: Amount Found(before rounding)*(Molecular Weight/24.45)

The 'Reporting Limit' in ug/m3 is calculated using the following equation: (Reporting Limit(before rounding) * Dilution Factor) * (Molecular Weight/24.45)

Tetra Tech NUS, Inc

Client Sample ID: IAQ-B1-6

GC/MS Volatiles

Lot-Sample # H9G100199 - 002 **Work Order #** LGA101AA **Matrix.....:** AIR

Date Sampled...: 07/07/2009 **Date Received..:** 07/10/2009
Prep Date.....: 07/17/2009 **Analysis Date...** 07/18/2009
Prep Batch #.....: 9201121
Dilution Factor.: 1 **Method.....:** TO-15

PARAMETER	RESULTS (ppb(v/v))	REPORTING LIMIT (ppb(v/v))	RESULTS (ug/m3)	REPORTING LIMIT (ug/m3)
Ethylbenzene	ND	0.080	ND	0.35
Methylene chloride	**0.53**	**0.20**	**1.8**	**0.69**
Naphthalene	ND	0.20	ND	1.0
Benzene	**0.19**	**0.080**	**0.60**	**0.26**
Tetrachloroethene	ND	0.080	ND	0.54
Toluene	**1.6**	**0.080**	**6.1**	**0.30**
1,2,4-Trichlorobenzene	ND	0.40	ND	3.0
Trichloroethene	ND	0.040	ND	0.21
Vinyl chloride	ND	0.080	ND	0.20
o-Xylene	ND	0.080	ND	0.35
Methyl tert-butyl ether	ND	0.40	ND	1.4
m-Xylene & p-Xylene	**0.092**	**0.080**	**0.40**	**0.35**
Carbon tetrachloride	**0.13**	**0.080**	**0.80**	**0.50**
Chloroform	ND	0.080	ND	0.39
Dichlorodifluoromethane	**0.51**	**0.080**	**2.5**	**0.40**
1,1-Dichloroethane	ND	0.080	ND	0.32
1,2-Dichloroethane	ND	0.080	ND	0.32
1,1-Dichloroethene	ND	0.080	ND	0.32
cis-1,2-Dichloroethene	ND	0.080	ND	0.32
trans-1,2-Dichloroethene	ND	0.080	ND	0.32

SURROGATE	PERCENT RECOVERY	LABORATORY CONTROL LIMITS (%)
4-Bromofluorobenzene	95	60 - 140

The 'Result' in ug/m3 is calculated using the following equation: Amount Found(before rounding)*(Molecular Weight/24.45)

The 'Reporting Limit' in ug/m3 is calculated using the following equation: (Reporting Limit(before rounding) * Dilution Factor) * (Molecular Weight/24.45)

Tetra Tech NUS, Inc

Client Sample ID: IAQ-A8-6

GC/MS Volatiles

Lot-Sample # H9G100199 - 003 **Work Order #** LGA131AA **Matrix.....:** AIR

Date Sampled...: 07/08/2009 **Date Received..:** 07/10/2009
Prep Date.....: 07/17/2009 **Analysis Date...** 07/17/2009
Prep Batch #.....: 9198404
Dilution Factor.: 1 **Method.....:** TO-15

PARAMETER	RESULTS (ppb(v/v))	REPORTING LIMIT (ppb(v/v))	RESULTS (ug/m3)	REPORTING LIMIT (ug/m3)
Ethylbenzene	**0.10**	**0.080**	**0.44**	**0.35**
Methylene chloride	ND	0.20	ND	0.69
Naphthalene	ND	0.20	ND	1.0
Benzene	**0.10**	**0.080**	**0.32**	**0.26**
Tetrachloroethene	ND	0.080	ND	0.54
Toluene	**4.9**	**0.080**	**18**	**0.30**
1,2,4-Trichlorobenzene	ND	0.40	ND	3.0
Trichloroethene	**0.044**	**0.040**	**0.24**	**0.21**
Vinyl chloride	ND	0.080	ND	0.20
o-Xylene	**0.11**	**0.080**	**0.49**	**0.35**
Methyl tert-butyl ether	ND	0.40	ND	1.4
m-Xylene & p-Xylene	**0.32**	**0.080**	**1.4**	**0.35**
Carbon tetrachloride	**0.089**	**0.080**	**0.56**	**0.50**
Chloroform	ND	0.080	ND	0.39
Dichlorodifluoromethane	**0.60**	**0.080**	**3.0**	**0.40**
1,1-Dichloroethane	ND	0.080	ND	0.32
1,2-Dichloroethane	ND	0.080	ND	0.32
1,1-Dichloroethene	ND	0.080	ND	0.32
cis-1,2-Dichloroethene	ND	0.080	ND	0.32
trans-1,2-Dichloroethene	ND	0.080	ND	0.32

SURROGATE	PERCENT RECOVERY	LABORATORY CONTROL LIMITS (%)
4-Bromofluorobenzene	98	60 - 140

The 'Result' in ug/m3 is calculated using the following equation: Amount Found(before rounding)*(Molecular Weight/24.45)

The 'Reporting Limit' in ug/m3 is calculated using the following equation: (Reporting Limit(before rounding) * Dilution Factor) * (Molecular Weight/24.45)

Tetra Tech NUS, Inc

Client Sample ID: IAQ-A7-6

GC/MS Volatiles

Lot-Sample #	H9G100199 - 004	**Work Order #**	LGA2A1AA	**Matrix.....:**	AIR

Date Sampled...:	07/08/2009	**Date Received..:**	07/10/2009
Prep Date.....:	07/17/2009	**Analysis Date...**	07/17/2009
Prep Batch #.....:	9198404		
Dilution Factor.:	1	**Method.....:**	TO-15

PARAMETER	RESULTS (ppb(v/v))	REPORTING LIMIT (ppb(v/v))	RESULTS (ug/m3)	REPORTING LIMIT (ug/m3)
Ethylbenzene	**0.28**	**0.080**	**1.2**	**0.35**
Methylene chloride	**0.21**	**0.20**	**0.73**	**0.69**
Naphthalene	ND	0.20	ND	1.0
Benzene	**0.12**	**0.080**	**0.38**	**0.26**
Tetrachloroethene	ND	0.080	ND	0.54
Toluene	**15**	**0.080**	**56**	**0.30**
1,2,4-Trichlorobenzene	ND	0.40	ND	3.0
Trichloroethene	ND	0.040	ND	0.21
Vinyl chloride	ND	0.080	ND	0.20
o-Xylene	**0.27**	**0.080**	**1.2**	**0.35**
Methyl tert-butyl ether	ND	0.40	ND	1.4
m-Xylene & p-Xylene	**0.91**	**0.080**	**4.0**	**0.35**
Carbon tetrachloride	**0.082**	**0.080**	**0.52**	**0.50**
Chloroform	**0.11**	**0.080**	**0.51**	**0.39**
Dichlorodifluoromethane	**0.59**	**0.080**	**2.9**	**0.40**
1,1-Dichloroethane	ND	0.080	ND	0.32
1,2-Dichloroethane	ND	0.080	ND	0.32
1,1-Dichloroethene	ND	0.080	ND	0.32
cis-1,2-Dichloroethene	ND	0.080	ND	0.32
trans-1,2-Dichloroethene	ND	0.080	ND	0.32

SURROGATE	PERCENT RECOVERY	LABORATORY CONTROL LIMITS (%)
4-Bromofluorobenzene	98	60 - 140

The 'Result' in ug/m3 is calculated using the following equation: Amount Found(before rounding)*(Molecular Weight/24.45)

The 'Reporting Limit' in ug/m3 is calculated using the following equation: (Reporting Limit(before rounding) * Dilution Factor) * (Molecular Weight/24.45)

Tetra Tech NUS, Inc

Client Sample ID: IAQ-A5-6

GC/MS Volatiles

Lot-Sample #	H9G100199 - 005	**Work Order #**	LGA2F1AA	**Matrix.....:**	AIR

Date Sampled...:	07/08/2009	**Date Received..:**	07/10/2009
Prep Date.....:	07/17/2009	**Analysis Date...**	07/17/2009
Prep Batch #.....:	9198404		
Dilution Factor.:	1	**Method.....:**	TO-15

PARAMETER	RESULTS (ppb(v/v))	REPORTING LIMIT (ppb(v/v))	RESULTS (ug/m3)	REPORTING LIMIT (ug/m3)
Ethylbenzene	**0.33**	**0.080**	**1.5**	**0.35**
Methylene chloride	**0.24**	**0.20**	**0.82**	**0.69**
Naphthalene	ND	0.20	ND	1.0
Benzene	**0.10**	**0.080**	**0.33**	**0.26**
Tetrachloroethene	ND	0.080	ND	0.54
Toluene	**22**	**0.080**	**84**	**0.30**
1,2,4-Trichlorobenzene	ND	0.40	ND	3.0
Trichloroethene	ND	0.040	ND	0.21
Vinyl chloride	ND	0.080	ND	0.20
o-Xylene	**0.38**	**0.080**	**1.6**	**0.35**
Methyl tert-butyl ether	ND	0.40	ND	1.4
m-Xylene & p-Xylene	**1.2**	**0.080**	**5.2**	**0.35**
Carbon tetrachloride	ND	0.080	ND	0.50
Chloroform	ND	0.080	ND	0.39
Dichlorodifluoromethane	**0.46**	**0.080**	**2.3**	**0.40**
1,1-Dichloroethane	ND	0.080	ND	0.32
1,2-Dichloroethane	ND	0.080	ND	0.32
1,1-Dichloroethene	ND	0.080	ND	0.32
cis-1,2-Dichloroethene	ND	0.080	ND	0.32
trans-1,2-Dichloroethene	ND	0.080	ND	0.32

SURROGATE	PERCENT RECOVERY	LABORATORY CONTROL LIMITS (%)
4-Bromofluorobenzene	97	60 - 140

The 'Result' in ug/m3 is calculated using the following equation: Amount Found(before rounding)*(Molecular Weight/24.45)

The 'Reporting Limit' in ug/m3 is calculated using the following equation: (Reporting Limit(before rounding) * Dilution Factor) * (Molecular Weight/24.45)

Tetra Tech NUS, Inc

Client Sample ID: IAQ-A6-6

GC/MS Volatiles

Lot-Sample #	H9G100199 - 006	**Work Order #**	LGA2J1AA	**Matrix.....:**	AIR

Date Sampled...:	07/08/2009	**Date Received..:**	07/10/2009
Prep Date.....:	07/17/2009	**Analysis Date...**	07/18/2009
Prep Batch #.....:	9198404		
Dilution Factor.:	1	**Method.....:**	TO-15

PARAMETER	RESULTS (ppb(v/v))	REPORTING LIMIT (ppb(v/v))	RESULTS (ug/m3)	REPORTING LIMIT (ug/m3)
Ethylbenzene	**0.16**	**0.080**	**0.70**	**0.35**
Methylene chloride	**0.43**	**0.20**	**1.5**	**0.69**
Naphthalene	ND	0.20	ND	1.0
Benzene	**0.37**	**0.080**	**1.2**	**0.26**
Tetrachloroethene	ND	0.080	ND	0.54
Toluene	**4.3**	**0.080**	**16**	**0.30**
1,2,4-Trichlorobenzene	ND	0.40	ND	3.0
Trichloroethene	**0.49**	**0.040**	**2.6**	**0.21**
Vinyl chloride	ND	0.080	ND	0.20
o-Xylene	**0.19**	**0.080**	**0.82**	**0.35**
Methyl tert-butyl ether	ND	0.40	ND	1.4
m-Xylene & p-Xylene	**0.52**	**0.080**	**2.3**	**0.35**
Carbon tetrachloride	ND	0.080	ND	0.50
Chloroform	**0.41**	**0.080**	**2.0**	**0.39**
Dichlorodifluoromethane	**0.47**	**0.080**	**2.3**	**0.40**
1,1-Dichloroethane	ND	0.080	ND	0.32
1,2-Dichloroethane	ND	0.080	ND	0.32
1,1-Dichloroethene	**0.10**	**0.080**	**0.42**	**0.32**
cis-1,2-Dichloroethene	ND	0.080	ND	0.32
trans-1,2-Dichloroethene	ND	0.080	ND	0.32

SURROGATE	PERCENT RECOVERY	LABORATORY CONTROL LIMITS (%)
4-Bromofluorobenzene	100	60 - 140

The 'Result' in ug/m3 is calculated using the following equation: Amount Found(before rounding)*(Molecular Weight/24.45)

The 'Reporting Limit' in ug/m3 is calculated using the following equation: (Reporting Limit(before rounding) * Dilution Factor) * (Molecular Weight/24.45)

Tetra Tech NUS, Inc

Client Sample ID: SV-A-8-6

GC/MS Volatiles

Lot-Sample #	H9G100199 - 007	**Work Order #**	LGA2K1AA	**Matrix.....:**	AIR

Date Sampled...:	07/08/2009	**Date Received..:**	07/10/2009
Prep Date.....:	07/17/2009	**Analysis Date...**	07/18/2009
Prep Batch #.....:	9198404		
Dilution Factor.:	33.33	**Method.....:**	TO-15

PARAMETER	RESULTS (ppb(v/v))	REPORTING LIMIT (ppb(v/v))	RESULTS (ug/m3)	REPORTING LIMIT (ug/m3)
Ethylbenzene	**24**	**2.7**	**100**	**12**
Methylene chloride	ND	6.7	ND	23
Naphthalene	**8.4**	**6.7**	**44**	**35**
Benzene	ND	2.7	ND	8.5
Tetrachloroethene	ND	2.7	ND	18
Toluene	**7.2**	**2.7**	**27**	**10**
1,2,4-Trichlorobenzene	ND	13	ND	99
Trichloroethene	ND	1.3	ND	7.2
Vinyl chloride	ND	2.7	ND	6.8
o-Xylene	**90**	**2.7**	**390**	**12**
Methyl tert-butyl ether	ND	13	ND	48
m-Xylene & p-Xylene	**120**	**2.7**	**510**	**12**
Carbon tetrachloride	ND	2.7	ND	17
Chloroform	ND	2.7	ND	13
Dichlorodifluoromethane	ND	2.7	ND	13
1,1-Dichloroethane	ND	2.7	ND	11
1,2-Dichloroethane	ND	2.7	ND	11
1,1-Dichloroethene	ND	2.7	ND	11
cis-1,2-Dichloroethene	ND	2.7	ND	11
trans-1,2-Dichloroethene	ND	2.7	ND	11

SURROGATE	PERCENT RECOVERY	LABORATORY CONTROL LIMITS (%)
4-Bromofluorobenzene	98	60 - 140

The 'Result' in ug/m3 is calculated using the following equation: Amount Found(before rounding)*(Molecular Weight/24.45)

The 'Reporting Limit' in ug/m3 is calculated using the following equation: (Reporting Limit(before rounding) * Dilution Factor) * (Molecular Weight/24.45)

Tetra Tech NUS, Inc

Client Sample ID: SV-A-7-6

GC/MS Volatiles

Lot-Sample # H9G100199 - 008 **Work Order #** LGA2Q1AA **Matrix.....:** AIR

Date Sampled...: 07/08/2009 **Date Received..:** 07/10/2009
Prep Date.....: 07/17/2009 **Analysis Date...** 07/18/2009
Prep Batch #.....: 9201121
Dilution Factor.: 1 **Method.....:** TO-15

PARAMETER	RESULTS (ppb(v/v))	REPORTING LIMIT (ppb(v/v))	RESULTS (ug/m3)	REPORTING LIMIT (ug/m3)
Ethylbenzene	**0.089**	**0.080**	**0.39**	**0.35**
Methylene chloride	ND	0.20	ND	0.69
Naphthalene	**6.7**	**0.20**	**35**	**1.0**
Benzene	**0.16**	**0.080**	**0.51**	**0.26**
Tetrachloroethene	**3.0**	**0.080**	**20**	**0.54**
Toluene	**1.7**	**0.080**	**6.5**	**0.30**
1,2,4-Trichlorobenzene	ND	0.40	ND	3.0
Trichloroethene	**4.8**	**0.040**	**26**	**0.21**
Vinyl chloride	ND	0.080	ND	0.20
o-Xylene	**0.12**	**0.080**	**0.50**	**0.35**
Methyl tert-butyl ether	ND	0.40	ND	1.4
m-Xylene & p-Xylene	**0.30**	**0.080**	**1.3**	**0.35**
Carbon tetrachloride	**0.092**	**0.080**	**0.58**	**0.50**
Chloroform	**10**	**0.080**	**51**	**0.39**
Dichlorodifluoromethane	**0.70**	**0.080**	**3.5**	**0.40**
1,1-Dichloroethane	**0.44**	**0.080**	**1.8**	**0.32**
1,2-Dichloroethane	ND	0.080	ND	0.32
1,1-Dichloroethene	**0.52**	**0.080**	**2.1**	**0.32**
cis-1,2-Dichloroethene	**0.16**	**0.080**	**0.62**	**0.32**
trans-1,2-Dichloroethene	ND	0.080	ND	0.32

SURROGATE	PERCENT RECOVERY	LABORATORY CONTROL LIMITS (%)
4-Bromofluorobenzene	91	60 - 140

The 'Result' in ug/m3 is calculated using the following equation: Amount Found(before rounding)*(Molecular Weight/24.45)

The 'Reporting Limit' in ug/m3 is calculated using the following equation: (Reporting Limit(before rounding) * Dilution Factor) * (Molecular Weight/24.45)

Tetra Tech NUS, Inc

Client Sample ID: SV-17-A-6

GC/MS Volatiles

Lot-Sample #	H9G100199 - 009	**Work Order #**	LGA2V2AA	**Matrix.....:**	AIR

Date Sampled...:	07/08/2009	**Date Received..:**	07/10/2009
Prep Date.....:	07/23/2009	**Analysis Date...**	07/24/2009
Prep Batch #.....:	9205060		
Dilution Factor.:	5	**Method.....:**	TO-15

PARAMETER	RESULTS (ppb(v/v))	REPORTING LIMIT (ppb(v/v))	RESULTS (ug/m3)	REPORTING LIMIT (ug/m3)
Ethylbenzene	ND	0.40	ND	1.7
Methylene chloride	**12**	**1.0**	**43**	**3.5**
Naphthalene	ND	1.0	ND	5.2
Benzene	ND	0.40	ND	1.3
Tetrachloroethene	ND	0.40	ND	2.7
Toluene	**3.8**	**0.40**	**14**	**1.5**
1,2,4-Trichlorobenzene	ND	2.0	ND	15
Trichloroethene	**32**	**0.20**	**170**	**1.1**
Vinyl chloride	ND	0.40	ND	1.0
o-Xylene	ND	0.40	ND	1.7
Methyl tert-butyl ether	ND	2.0	ND	7.2
m-Xylene & p-Xylene	**0.42**	**0.40**	**1.8**	**1.7**
Carbon tetrachloride	ND	0.40	ND	2.5
Chloroform	**17**	**0.40**	**81**	**2.0**
Dichlorodifluoromethane	**0.52**	**0.40**	**2.6**	**2.0**
1,1-Dichloroethane	**5.2**	**0.40**	**21**	**1.6**
1,2-Dichloroethane	ND	0.40	ND	1.6
1,1-Dichloroethene	**4.2**	**0.40**	**17**	**1.6**
cis-1,2-Dichloroethene	**1.6**	**0.40**	**6.2**	**1.6**
trans-1,2-Dichloroethene	ND	0.40	ND	1.6

SURROGATE	PERCENT RECOVERY	LABORATORY CONTROL LIMITS (%)
4-Bromofluorobenzene	104	60 - 140

The 'Result' in ug/m3 is calculated using the following equation: Amount Found(before rounding)*(Molecular Weight/24.45)

The 'Reporting Limit' in ug/m3 is calculated using the following equation: (Reporting Limit(before rounding) * Dilution Factor) * (Molecular Weight/24.45)

Tetra Tech NUS, Inc

Client Sample ID: SV-15-A-6

GC/MS Volatiles

Lot-Sample # H9G100199 - 010 **Work Order #** LGA211AA **Matrix.....:** AIR

Date Sampled...: 07/08/2009 **Date Received..:** 07/10/2009
Prep Date.....: 07/17/2009 **Analysis Date...** 07/18/2009
Prep Batch #.....: 9198404
Dilution Factor.: 1 **Method.....:** TO-15

PARAMETER	RESULTS (ppb(v/v))	REPORTING LIMIT (ppb(v/v))	RESULTS (ug/m3)	REPORTING LIMIT (ug/m3)
Ethylbenzene	**0.27**	**0.080**	**1.2**	**0.35**
Methylene chloride	**0.27**	**0.20**	**0.94**	**0.69**
Naphthalene	ND	0.20	ND	1.0
Benzene	**0.11**	**0.080**	**0.35**	**0.26**
Tetrachloroethene	ND	0.080	ND	0.54
Toluene	**17**	**0.080**	**64**	**0.30**
1,2,4-Trichlorobenzene	ND	0.40	ND	3.0
Trichloroethene	**3.0**	**0.040**	**16**	**0.21**
Vinyl chloride	ND	0.080	ND	0.20
o-Xylene	**0.28**	**0.080**	**1.2**	**0.35**
Methyl tert-butyl ether	ND	0.40	ND	1.4
m-Xylene & p-Xylene	**0.75**	**0.080**	**3.3**	**0.35**
Carbon tetrachloride	ND	0.080	ND	0.50
Chloroform	**0.095**	**0.080**	**0.46**	**0.39**
Dichlorodifluoromethane	**0.45**	**0.080**	**2.2**	**0.40**
1,1-Dichloroethane	**0.30**	**0.080**	**1.2**	**0.32**
1,2-Dichloroethane	ND	0.080	ND	0.32
1,1-Dichloroethene	**0.81**	**0.080**	**3.2**	**0.32**
cis-1,2-Dichloroethene	**21**	**0.080**	**83**	**0.32**
trans-1,2-Dichloroethene	**0.26**	**0.080**	**1.0**	**0.32**

SURROGATE	PERCENT RECOVERY	LABORATORY CONTROL LIMITS (%)
4-Bromofluorobenzene	100	60 - 140

The 'Result' in ug/m3 is calculated using the following equation: Amount Found(before rounding)*(Molecular Weight/24.45)

The 'Reporting Limit' in ug/m3 is calculated using the following equation: (Reporting Limit(before rounding) * Dilution Factor) * (Molecular Weight/24.45)

Tetra Tech NUS, Inc

Client Sample ID: SV-18-A-6

GC/MS Volatiles

Lot-Sample #	H9G100199 - 011	**Work Order #**	LGA231AA	**Matrix.....:**	AIR

Date Sampled...:	07/08/2009	**Date Received..:**	07/10/2009
Prep Date.....:	07/23/2009	**Analysis Date...**	07/24/2009
Prep Batch #.....:	9205060		
Dilution Factor.:	712.14	**Method.....:**	TO-15

PARAMETER	RESULTS (ppb(v/v))	REPORTING LIMIT (ppb(v/v))	RESULTS (ug/m3)	REPORTING LIMIT (ug/m3)
Ethylbenzene	ND	57	ND	250
Methylene chloride	**150**	**140**	**520**	**490**
Naphthalene	ND	140	ND	750
Benzene	ND	57	ND	180
Tetrachloroethene	ND	57	ND	390
Toluene	**61**	**57**	**230**	**210**
1,2,4-Trichlorobenzene	ND	280	ND	2100
Trichloroethene	**8100**	**28**	**43000**	**150**
Vinyl chloride	ND	57	ND	150
o-Xylene	ND	57	ND	250
Methyl tert-butyl ether	ND	280	ND	1000
m-Xylene & p-Xylene	ND	57	ND	250
Carbon tetrachloride	ND	57	ND	360
Chloroform	ND	57	ND	280
Dichlorodifluoromethane	ND	57	ND	280
1,1-Dichloroethane	**160**	**57**	**650**	**230**
1,2-Dichloroethane	ND	57	ND	230
1,1-Dichloroethene	**6300**	**57**	**25000**	**230**
cis-1,2-Dichloroethene	**680**	**57**	**2700**	**230**
trans-1,2-Dichloroethene	ND	57	ND	230

SURROGATE	PERCENT RECOVERY	LABORATORY CONTROL LIMITS (%)
4-Bromofluorobenzene	103	60 - 140

The 'Result' in ug/m3 is calculated using the following equation: Amount Found(before rounding)*(Molecular Weight/24.45)

The 'Reporting Limit' in ug/m3 is calculated using the following equation: (Reporting Limit(before rounding) * Dilution Factor) * (Molecular Weight/24.45)

Tetra Tech NUS, Inc

Client Sample ID: IAQ-A9-6

GC/MS Volatiles

Lot-Sample #	H9G100199 - 012	**Work Order #**	LGA251AA	**Matrix.....:**	AIR

Date Sampled...:	07/08/2009	**Date Received..:**	07/10/2009
Prep Date.....:	07/23/2009	**Analysis Date...**	07/24/2009
Prep Batch #.....:	9205060		
Dilution Factor.:	1.48	**Method.....:**	TO-15

PARAMETER	RESULTS (ppb(v/v))	REPORTING LIMIT (ppb(v/v))	RESULTS (ug/m3)	REPORTING LIMIT (ug/m3)
Ethylbenzene	**0.22**	**0.12**	**0.95**	**0.51**
Methylene chloride	**0.47**	**0.30**	**1.6**	**1.0**
Naphthalene	ND	0.30	ND	1.6
Benzene	ND	0.12	ND	0.38
Tetrachloroethene	ND	0.12	ND	0.80
Toluene	**4.9**	**0.12**	**19**	**0.45**
1,2,4-Trichlorobenzene	ND	0.59	ND	4.4
Trichloroethene	**0.16**	**0.059**	**0.87**	**0.32**
Vinyl chloride	ND	0.12	ND	0.30
o-Xylene	**0.28**	**0.12**	**1.2**	**0.51**
Methyl tert-butyl ether	ND	0.59	ND	2.1
m-Xylene & p-Xylene	**0.93**	**0.12**	**4.1**	**0.51**
Carbon tetrachloride	ND	0.12	ND	0.74
Chloroform	ND	0.12	ND	0.58
Dichlorodifluoromethane	**0.48**	**0.12**	**2.4**	**0.59**
1,1-Dichloroethane	ND	0.12	ND	0.48
1,2-Dichloroethane	ND	0.12	ND	0.48
1,1-Dichloroethene	ND	0.12	ND	0.47
cis-1,2-Dichloroethene	ND	0.12	ND	0.47
trans-1,2-Dichloroethene	ND	0.12	ND	0.47

SURROGATE	PERCENT RECOVERY	LABORATORY CONTROL LIMITS (%)
4-Bromofluorobenzene	106	60 - 140

The 'Result' in ug/m3 is calculated using the following equation: Amount Found(before rounding)*(Molecular Weight/24.45)

The 'Reporting Limit' in ug/m3 is calculated using the following equation: (Reporting Limit(before rounding) * Dilution Factor) * (Molecular Weight/24.45)

Tetra Tech NUS, Inc

Client Sample ID: C-D-1

GC/MS Volatiles

Lot-Sample #	H9G100199 - 013	**Work Order #**	LGA261AA	**Matrix.....:**	AIR

Date Sampled...:	07/07/2009	**Date Received..:**	07/10/2009
Prep Date.....:	07/23/2009	**Analysis Date...**	07/24/2009
Prep Batch #.....:	9205060		
Dilution Factor.:	1	**Method.....:**	TO-15

PARAMETER	RESULTS (ppb(v/v))	REPORTING LIMIT (ppb(v/v))	RESULTS (ug/m3)	REPORTING LIMIT (ug/m3)
Ethylbenzene	**0.63**	**0.080**	**2.7**	**0.35**
Methylene chloride	**0.22**	**0.20**	**0.78**	**0.69**
Naphthalene	**11**	**0.20**	**60**	**1.0**
Benzene	**0.10**	**0.080**	**0.33**	**0.26**
Tetrachloroethene	**1.6**	**0.080**	**11**	**0.54**
Toluene	**15**	**0.080**	**56**	**0.30**
1,2,4-Trichlorobenzene	ND	0.40	ND	3.0
Trichloroethene	**1.3**	**0.040**	**7.2**	**0.21**
Vinyl chloride	ND	0.080	ND	0.20
o-Xylene	**2.4**	**0.080**	**11**	**0.35**
Methyl tert-butyl ether	ND	0.40	ND	1.4
m-Xylene & p-Xylene	**3.6**	**0.080**	**15**	**0.35**
Carbon tetrachloride	**0.18**	**0.080**	**1.1**	**0.50**
Chloroform	ND	0.080	ND	0.39
Dichlorodifluoromethane	**0.89**	**0.080**	**4.4**	**0.40**
1,1-Dichloroethane	ND	0.080	ND	0.32
1,2-Dichloroethane	ND	0.080	ND	0.32
1,1-Dichloroethene	ND	0.080	ND	0.32
cis-1,2-Dichloroethene	ND	0.080	ND	0.32
trans-1,2-Dichloroethene	ND	0.080	ND	0.32

SURROGATE	PERCENT RECOVERY	LABORATORY CONTROL LIMITS (%)
4-Bromofluorobenzene	104	60 - 140

The 'Result' in ug/m3 is calculated using the following equation: Amount Found(before rounding)*(Molecular Weight/24.45)

The 'Reporting Limit' in ug/m3 is calculated using the following equation: (Reporting Limit(before rounding) * Dilution Factor) * (Molecular Weight/24.45)

Tetra Tech NUS, Inc

Client Sample ID: A-D-1

GC/MS Volatiles

Lot-Sample # H9G100199 - 014 **Work Order #** LGA291AA **Matrix.....:** AIR

Date Sampled...: 07/08/2009 **Date Received..:** 07/10/2009
Prep Date.....: 07/20/2009 **Analysis Date...** 07/20/2009
Prep Batch #.....: 9202082
Dilution Factor.: 1 **Method.....:** TO-15

PARAMETER	RESULTS (ppb(v/v))	REPORTING LIMIT (ppb(v/v))	RESULTS (ug/m3)	REPORTING LIMIT (ug/m3)
Ethylbenzene	**0.32**	**0.080**	**1.4**	**0.35**
Methylene chloride	**0.41**	**0.20**	**1.4**	**0.69**
Naphthalene	ND	0.20	ND	1.0
Benzene	**0.17**	**0.080**	**0.55**	**0.26**
Tetrachloroethene	ND	0.080	ND	0.54
Toluene	**25**	**0.080**	**94**	**0.30**
1,2,4-Trichlorobenzene	ND	0.40	ND	3.0
Trichloroethene	ND	0.040	ND	0.21
Vinyl chloride	ND	0.080	ND	0.20
o-Xylene	**0.21**	**0.080**	**0.93**	**0.35**
Methyl tert-butyl ether	ND	0.40	ND	1.4
m-Xylene & p-Xylene	**0.93**	**0.080**	**4.0**	**0.35**
Carbon tetrachloride	**0.11**	**0.080**	**0.69**	**0.50**
Chloroform	ND	0.080	ND	0.39
Dichlorodifluoromethane	**0.49**	**0.080**	**2.4**	**0.40**
1,1-Dichloroethane	ND	0.080	ND	0.32
1,2-Dichloroethane	ND	0.080	ND	0.32
1,1-Dichloroethene	ND	0.080	ND	0.32
cis-1,2-Dichloroethene	ND	0.080	ND	0.32
trans-1,2-Dichloroethene	ND	0.080	ND	0.32

SURROGATE	PERCENT RECOVERY	LABORATORY CONTROL LIMITS (%)
4-Bromofluorobenzene	96	60 - 140

The 'Result' in ug/m3 is calculated using the following equation: Amount Found(before rounding)*(Molecular Weight/24.45)

The 'Reporting Limit' in ug/m3 is calculated using the following equation: (Reporting Limit(before rounding) * Dilution Factor) * (Molecular Weight/24.45)

Tetra Tech NUS, Inc

Client Sample ID: BCK-1-6

GC/MS Volatiles

Lot-Sample # H9G100199 - 015 **Work Order #** LGA3A1AA **Matrix.....:** AIR

Date Sampled...: 07/08/2009 **Date Received..:** 07/10/2009
Prep Date.....: 07/20/2009 **Analysis Date...** 07/21/2009
Prep Batch #.....: 9202082
Dilution Factor.: 1 **Method.....:** TO-15

PARAMETER	RESULTS (ppb(v/v))	REPORTING LIMIT (ppb(v/v))	RESULTS (ug/m3)	REPORTING LIMIT (ug/m3)
Ethylbenzene	ND	0.080	ND	0.35
Methylene chloride	**0.31**	**0.20**	**1.1**	**0.69**
Naphthalene	ND	0.20	ND	1.0
Benzene	**0.11**	**0.080**	**0.36**	**0.26**
Tetrachloroethene	ND	0.080	ND	0.54
Toluene	**0.49**	**0.080**	**1.8**	**0.30**
1,2,4-Trichlorobenzene	ND	0.40	ND	3.0
Trichloroethene	ND	0.040	ND	0.21
Vinyl chloride	ND	0.080	ND	0.20
o-Xylene	ND	0.080	ND	0.35
Methyl tert-butyl ether	ND	0.40	ND	1.4
m-Xylene & p-Xylene	**0.19**	**0.080**	**0.81**	**0.35**
Carbon tetrachloride	**0.095**	**0.080**	**0.60**	**0.50**
Chloroform	ND	0.080	ND	0.39
Dichlorodifluoromethane	**0.52**	**0.080**	**2.5**	**0.40**
1,1-Dichloroethane	ND	0.080	ND	0.32
1,2-Dichloroethane	ND	0.080	ND	0.32
1,1-Dichloroethene	ND	0.080	ND	0.32
cis-1,2-Dichloroethene	ND	0.080	ND	0.32
trans-1,2-Dichloroethene	ND	0.080	ND	0.32

SURROGATE	PERCENT RECOVERY	LABORATORY CONTROL LIMITS (%)
4-Bromofluorobenzene	100	60 - 140

The 'Result' in ug/m3 is calculated using the following equation: Amount Found(before rounding)*(Molecular Weight/24.45)

The 'Reporting Limit' in ug/m3 is calculated using the following equation: (Reporting Limit(before rounding) * Dilution Factor) * (Molecular Weight/24.45)

Tetra Tech NUS, Inc

Client Sample ID: BCK-2-6

GC/MS Volatiles

Lot-Sample # H9G100199 - 016 **Work Order #** LGA3D1AA **Matrix.....:** AIR

Date Sampled...: 07/08/2009 **Date Received..:** 07/10/2009
Prep Date.....: 07/20/2009 **Analysis Date...** 07/21/2009
Prep Batch #.....: 9202082
Dilution Factor.: 1 **Method.....:** TO-15

PARAMETER	RESULTS (ppb(v/v))	REPORTING LIMIT (ppb(v/v))	RESULTS (ug/m3)	REPORTING LIMIT (ug/m3)
Ethylbenzene	**0.58**	**0.080**	**2.5**	**0.35**
Methylene chloride	**0.39**	**0.20**	**1.4**	**0.69**
Naphthalene	ND	0.20	ND	1.0
Benzene	**0.091**	**0.080**	**0.29**	**0.26**
Tetrachloroethene	ND	0.080	ND	0.54
Toluene	**0.91**	**0.080**	**3.4**	**0.30**
1,2,4-Trichlorobenzene	ND	0.40	ND	3.0
Trichloroethene	ND	0.040	ND	0.21
Vinyl chloride	ND	0.080	ND	0.20
o-Xylene	**1.2**	**0.080**	**5.2**	**0.35**
Methyl tert-butyl ether	ND	0.40	ND	1.4
m-Xylene & p-Xylene	**4.4**	**0.080**	**19**	**0.35**
Carbon tetrachloride	**0.086**	**0.080**	**0.54**	**0.50**
Chloroform	ND	0.080	ND	0.39
Dichlorodifluoromethane	**0.52**	**0.080**	**2.6**	**0.40**
1,1-Dichloroethane	ND	0.080	ND	0.32
1,2-Dichloroethane	ND	0.080	ND	0.32
1,1-Dichloroethene	ND	0.080	ND	0.32
cis-1,2-Dichloroethene	ND	0.080	ND	0.32
trans-1,2-Dichloroethene	ND	0.080	ND	0.32

SURROGATE	PERCENT RECOVERY	LABORATORY CONTROL LIMITS (%)
4-Bromofluorobenzene	100	60 - 140

The 'Result' in ug/m3 is calculated using the following equation: Amount Found(before rounding)*(Molecular Weight/24.45)

The 'Reporting Limit' in ug/m3 is calculated using the following equation: (Reporting Limit(before rounding) * Dilution Factor) * (Molecular Weight/24.45)

Tetra Tech NUS, Inc

Client Sample ID: BCK-3-6

GC/MS Volatiles

Lot-Sample # H9G100199 - 017 **Work Order #** LGA3E1AA **Matrix.....:** AIR

Date Sampled...: 07/08/2009 **Date Received..:** 07/10/2009
Prep Date.....: 07/20/2009 **Analysis Date...** 07/21/2009
Prep Batch #.....: 9202082
Dilution Factor.: 1 **Method.....:** TO-15

PARAMETER	RESULTS (ppb(v/v))	REPORTING LIMIT (ppb(v/v))	RESULTS (ug/m3)	REPORTING LIMIT (ug/m3)
Ethylbenzene	ND	0.080	ND	0.35
Methylene chloride	**0.38**	**0.20**	**1.3**	**0.69**
Naphthalene	ND	0.20	ND	1.0
Benzene	**0.13**	**0.080**	**0.42**	**0.26**
Tetrachloroethene	ND	0.080	ND	0.54
Toluene	**0.57**	**0.080**	**2.1**	**0.30**
1,2,4-Trichlorobenzene	ND	0.40	ND	3.0
Trichloroethene	ND	0.040	ND	0.21
Vinyl chloride	ND	0.080	ND	0.20
o-Xylene	ND	0.080	ND	0.35
Methyl tert-butyl ether	ND	0.40	ND	1.4
m-Xylene & p-Xylene	**0.16**	**0.080**	**0.71**	**0.35**
Carbon tetrachloride	**0.096**	**0.080**	**0.61**	**0.50**
Chloroform	ND	0.080	ND	0.39
Dichlorodifluoromethane	**0.52**	**0.080**	**2.6**	**0.40**
1,1-Dichloroethane	ND	0.080	ND	0.32
1,2-Dichloroethane	ND	0.080	ND	0.32
1,1-Dichloroethene	ND	0.080	ND	0.32
cis-1,2-Dichloroethene	ND	0.080	ND	0.32
trans-1,2-Dichloroethene	ND	0.080	ND	0.32

SURROGATE	PERCENT RECOVERY	LABORATORY CONTROL LIMITS (%)
4-Bromofluorobenzene	99	60 - 140

The 'Result' in ug/m3 is calculated using the following equation: Amount Found(before rounding)*(Molecular Weight/24.45)

The 'Reporting Limit' in ug/m3 is calculated using the following equation: (Reporting Limit(before rounding) * Dilution Factor) * (Molecular Weight/24.45)

Tetra Tech NUS, Inc

Client Sample ID: BCK-4-6

GC/MS Volatiles

Lot-Sample #	H9G100199 - 018	**Work Order #**	LGA3G1AA	**Matrix.....:**	AIR

Date Sampled...:	07/08/2009	**Date Received..:**	07/10/2009
Prep Date.....:	07/20/2009	**Analysis Date...**	07/21/2009
Prep Batch #.....:	9202082		
Dilution Factor.:	1	**Method.....:**	TO-15

PARAMETER	RESULTS (ppb(v/v))	REPORTING LIMIT (ppb(v/v))	RESULTS (ug/m3)	REPORTING LIMIT (ug/m3)
Ethylbenzene	ND	0.080	ND	0.35
Methylene chloride	**0.30**	**0.20**	**1.1**	**0.69**
Naphthalene	ND	0.20	ND	1.0
Benzene	**0.14**	**0.080**	**0.45**	**0.26**
Tetrachloroethene	ND	0.080	ND	0.54
Toluene	**0.40**	**0.080**	**1.5**	**0.30**
1,2,4-Trichlorobenzene	ND	0.40	ND	3.0
Trichloroethene	ND	0.040	ND	0.21
Vinyl chloride	ND	0.080	ND	0.20
o-Xylene	ND	0.080	ND	0.35
Methyl tert-butyl ether	ND	0.40	ND	1.4
m-Xylene & p-Xylene	**0.14**	**0.080**	**0.62**	**0.35**
Carbon tetrachloride	**0.11**	**0.080**	**0.72**	**0.50**
Chloroform	ND	0.080	ND	0.39
Dichlorodifluoromethane	**0.59**	**0.080**	**2.9**	**0.40**
1,1-Dichloroethane	ND	0.080	ND	0.32
1,2-Dichloroethane	ND	0.080	ND	0.32
1,1-Dichloroethene	ND	0.080	ND	0.32
cis-1,2-Dichloroethene	ND	0.080	ND	0.32
trans-1,2-Dichloroethene	ND	0.080	ND	0.32

SURROGATE	PERCENT RECOVERY	LABORATORY CONTROL LIMITS (%)
4-Bromofluorobenzene	100	60 - 140

The 'Result' in ug/m3 is calculated using the following equation: Amount Found(before rounding)*(Molecular Weight/24.45)

The 'Reporting Limit' in ug/m3 is calculated using the following equation: (Reporting Limit(before rounding) * Dilution Factor) * (Molecular Weight/24.45)

Tetra Tech NUS, Inc

Client Sample ID: INTRA-LAB BLANK

GC/MS Volatiles

Lot-Sample # H9G170000 - 404B **Work Order #** LGNPF1AA **Matrix.....:** AIR

	07/08/2009	**Date Received..:**	07/10/2009
Prep Date.....:	07/17/2009	**Analysis Date...**	07/17/2009
Prep Batch #.....:	9198404		
Dilution Factor.:	1	**Method.....:**	TO-15

PARAMETER	RESULTS (ppb(v/v))	REPORTING LIMIT (ppb(v/v))	RESULTS (ug/m3)	REPORTING LIMIT (ug/m3)
Ethylbenzene	ND	0.080	ND	0.35
Methylene chloride	ND	0.20	ND	0.69
Naphthalene	ND	0.20	ND	1.0
Benzene	ND	0.080	ND	0.26
Tetrachloroethene	ND	0.080	ND	0.54
Toluene	ND	0.080	ND	0.30
1,2,4-Trichlorobenzene	ND	0.40	ND	3.0
Trichloroethene	ND	0.040	ND	0.21
Vinyl chloride	ND	0.080	ND	0.20
o-Xylene	ND	0.080	ND	0.35
Methyl tert-butyl ether	ND	0.40	ND	1.4
m-Xylene & p-Xylene	ND	0.080	ND	0.35
Carbon tetrachloride	ND	0.080	ND	0.50
Chloroform	ND	0.080	ND	0.39
Dichlorodifluoromethane	ND	0.080	ND	0.40
1,1-Dichloroethane	ND	0.080	ND	0.32
1,2-Dichloroethane	ND	0.080	ND	0.32
1,1-Dichloroethene	ND	0.080	ND	0.32
cis-1,2-Dichloroethene	ND	0.080	ND	0.32
trans-1,2-Dichloroethene	ND	0.080	ND	0.32

SURROGATE	PERCENT RECOVERY	LABORATORY CONTROL LIMITS (%)
4-Bromofluorobenzene	94	60 - 140

The 'Result' in ug/m3 is calculated using the following equation: Amount Found(before rounding)*(Molecular Weight/24.45)

The 'Reporting Limit' in ug/m3 is calculated using the following equation: (Reporting Limit(before rounding) * Dilution Factor) * (Molecular Weight/24.45)

Tetra Tech NUS, Inc

Client Sample ID: CHECK SAMPLE

GC/MS Volatiles

Lot-Sample # H9G170000 - 404C **Work Order #** LGNPF1AC **Matrix.....:** AIR

	07/08/2009	**Date Received..:**	07/10/2009
Prep Date.....:	07/17/2009	**Analysis Date...**	07/17/2009
Prep Batch #.....:	9198404		
Dilution Factor.:	1	**Method.....:**	TO-15

PARAMETER	SPIKE AMOUNT (ppb(v/v))	MEASURED AMOUNT (ppb(v/v))	SPIKE AMOUNT (ug/m3)	MEASURED AMOUNT (ug/m3)	PERCENT RECOVERY	RECOVERY LIMITS
Ethylbenzene	2.50	2.29	11	9.9	91	70 - 130
Methylene chloride	2.50	2.17	8.7	7.5	87	70 - 130
Naphthalene	2.50	2.09	13	11	83	60 - 140
Benzene	2.50	2.10	8.0	6.7	84	70 - 130
Tetrachloroethene	2.50	1.99	17	13	80	70 - 130
Toluene	2.50	2.09	9.4	7.9	84	70 - 130
1,2,4-Trichlorobenzene	2.50	1.68	19	12	67	60 - 140
Trichloroethene	2.50	2.05	13	11	82	70 - 130
Vinyl chloride	2.50	2.01	6.4	5.1	80	70 - 130
o-Xylene	2.50	2.27	11	9.9	91	70 - 130
Methyl tert-butyl ether	2.50	3.20	9.0	12	128	60 - 140
m-Xylene & p-Xylene	5.00	4.55	22	20	91	70 - 130
Carbon tetrachloride	2.50	2.01	16	13	80	70 - 130
Chloroform	2.50	2.66	12	13	106	70 - 130
Dichlorodifluoromethane	2.50	1.87	12	9.3	75	60 - 140
1,1-Dichloroethane	2.50	2.63	10	11	105	70 - 130
1,2-Dichloroethane	2.50	2.40	10	9.7	96	70 - 130
1,1-Dichloroethene	2.50	1.88	9.9	7.4	75	70 - 130
cis-1,2-Dichloroethene	2.50	2.35	9.9	9.3	94	70 - 130
trans-1,2-Dichloroethene	2.50	2.46	9.9	9.8	98	70 - 130

SURROGATE	PERCENT RECOVERY	LABORATORY CONTROL LIMITS (%)
4-Bromofluorobenzene	100	60 - 140

The 'Result' in ug/m3 is calculated using the following equation: Amount Found(before rounding)*(Molecular Weight/24.45)

The 'Reporting Limit' in ug/m3 is calculated using the following equation: (Reporting Limit(before rounding) * Dilution Factor) * (Molecular Weight/24.45)

Tetra Tech NUS, Inc

Client Sample ID: INTRA-LAB BLANK

GC/MS Volatiles

Lot-Sample #	H9G200000 - 121B	**Work Order #**	LGPW61AA	**Matrix.....:**	AIR
	07/07/2009	**Date Received..:**	07/10/2009		
Prep Date.....:	07/17/2009	**Analysis Date...**	07/17/2009		
Prep Batch #.....:	9201121				
Dilution Factor.:	1	**Method.....:**	TO-15		

PARAMETER	RESULTS (ppb(v/v))	REPORTING LIMIT (ppb(v/v))	RESULTS (ug/m3)	REPORTING LIMIT (ug/m3)
Ethylbenzene	ND	0.080	ND	0.35
Methylene chloride	ND	0.20	ND	0.69
Naphthalene	ND	0.20	ND	1.0
Benzene	ND	0.080	ND	0.26
Tetrachloroethene	ND	0.080	ND	0.54
Toluene	ND	0.080	ND	0.30
1,2,4-Trichlorobenzene	ND	0.40	ND	3.0
Trichloroethene	ND	0.040	ND	0.21
Vinyl chloride	ND	0.080	ND	0.20
o-Xylene	ND	0.080	ND	0.35
Methyl tert-butyl ether	ND	0.40	ND	1.4
m-Xylene & p-Xylene	ND	0.080	ND	0.35
Carbon tetrachloride	ND	0.080	ND	0.50
Chloroform	ND	0.080	ND	0.39
Dichlorodifluoromethane	ND	0.080	ND	0.40
1,1-Dichloroethane	ND	0.080	ND	0.32
1,2-Dichloroethane	ND	0.080	ND	0.32
1,1-Dichloroethene	ND	0.080	ND	0.32
cis-1,2-Dichloroethene	ND	0.080	ND	0.32
trans-1,2-Dichloroethene	ND	0.080	ND	0.32

SURROGATE	PERCENT RECOVERY	LABORATORY CONTROL LIMITS (%)
4-Bromofluorobenzene	97	60 - 140

The 'Result' in ug/m3 is calculated using the following equation: Amount Found(before rounding)*(Molecular Weight/24.45)

The 'Reporting Limit' in ug/m3 is calculated using the following equation: (Reporting Limit(before rounding) * Dilution Factor) * (Molecular Weight/24.45)

Tetra Tech NUS, Inc

Client Sample ID: CHECK SAMPLE

GC/MS Volatiles

Lot-Sample # H9G200000 - 121C **Work Order #** LGPW61AC **Matrix.....:** AIR

	07/07/2009	**Date Received..:**	07/10/2009
Prep Date.....:	07/17/2009	**Analysis Date...**	07/17/2009
Prep Batch #.....:	9201121		
Dilution Factor.:	1	**Method.....:**	TO-15

PARAMETER	SPIKE AMOUNT (ppb(v/v))	MEASURED AMOUNT (ppb(v/v))	SPIKE AMOUNT (ug/m3)	MEASURED AMOUNT (ug/m3)	PERCENT RECOVERY	RECOVERY LIMITS
Ethylbenzene	2.50	2.17	11	9.4	87	70 - 130
Methylene chloride	2.50	2.45	8.7	8.5	98	70 - 130
Naphthalene	2.50	2.24	13	12	90	60 - 140
Benzene	2.50	2.22	8.0	7.1	89	70 - 130
Tetrachloroethene	2.50	2.27	17	15	91	70 - 130
Toluene	2.50	2.10	9.4	7.9	84	70 - 130
1,2,4-Trichlorobenzene	2.50	2.37	19	18	95	60 - 140
Trichloroethene	2.50	2.51	13	13	100	70 - 130
Vinyl chloride	2.50	2.58	6.4	6.6	103	70 - 130
o-Xylene	2.50	2.20	11	9.5	88	70 - 130
Methyl tert-butyl ether	2.50	2.89	9.0	10	116	60 - 140
m-Xylene & p-Xylene	5.00	4.54	22	20	91	70 - 130
Carbon tetrachloride	2.50	1.82	16	11	73	70 - 130
Chloroform	2.50	2.65	12	13	106	70 - 130
Dichlorodifluoromethane	2.50	2.74	12	14	109	60 - 140
1,1-Dichloroethane	2.50	2.69	10	11	108	70 - 130
1,2-Dichloroethane	2.50	2.20	10	8.9	88	70 - 130
1,1-Dichloroethene	2.50	2.60	9.9	10	104	70 - 130
cis-1,2-Dichloroethene	2.50	2.59	9.9	10	104	70 - 130
trans-1,2-Dichloroethene	2.50	2.68	9.9	11	107	70 - 130

SURROGATE	PERCENT RECOVERY	LABORATORY CONTROL LIMITS (%)
4-Bromofluorobenzene	100	60 - 140

The 'Result' in ug/m3 is calculated using the following equation: Amount Found(before rounding)*(Molecular Weight/24.45)

The 'Reporting Limit' in ug/m3 is calculated using the following equation: (Reporting Limit(before rounding) * Dilution Factor) * (Molecular Weight/24.45)

Tetra Tech NUS, Inc

Client Sample ID: INTRA-LAB BLANK

GC/MS Volatiles

Lot-Sample # H9G210000 - 082B **Work Order #** LGQ8H1AA **Matrix.....:** AIR

	07/08/2009	**Date Received..:**	07/10/2009
Prep Date.....:	07/20/2009	**Analysis Date...**	07/20/2009
Prep Batch #.....:	9202082		
Dilution Factor.:	1	**Method.....:**	TO-15

PARAMETER	RESULTS (ppb(v/v))	REPORTING LIMIT (ppb(v/v))	RESULTS (ug/m3)	REPORTING LIMIT (ug/m3)
Ethylbenzene	ND	0.080	ND	0.35
Methylene chloride	ND	0.20	ND	0.69
Naphthalene	ND	0.20	ND	1.0
Benzene	ND	0.080	ND	0.26
Tetrachloroethene	ND	0.080	ND	0.54
Toluene	ND	0.080	ND	0.30
1,2,4-Trichlorobenzene	ND	0.40	ND	3.0
Trichloroethene	ND	0.040	ND	0.21
Vinyl chloride	ND	0.080	ND	0.20
o-Xylene	ND	0.080	ND	0.35
Methyl tert-butyl ether	ND	0.40	ND	1.4
m-Xylene & p-Xylene	ND	0.080	ND	0.35
Carbon tetrachloride	ND	0.080	ND	0.50
Chloroform	ND	0.080	ND	0.39
Dichlorodifluoromethane	ND	0.080	ND	0.40
1,1-Dichloroethane	ND	0.080	ND	0.32
1,2-Dichloroethane	ND	0.080	ND	0.32
1,1-Dichloroethene	ND	0.080	ND	0.32
cis-1,2-Dichloroethene	ND	0.080	ND	0.32
trans-1,2-Dichloroethene	ND	0.080	ND	0.32

SURROGATE	PERCENT RECOVERY	LABORATORY CONTROL LIMITS (%)
4-Bromofluorobenzene	100	60 - 140

The 'Result' in ug/m3 is calculated using the following equation: Amount Found(before rounding)*(Molecular Weight/24.45)

The 'Reporting Limit' in ug/m3 is calculated using the following equation: (Reporting Limit(before rounding) * Dilution Factor) * (Molecular Weight/24.45)

Tetra Tech NUS, Inc

Client Sample ID: CHECK SAMPLE

GC/MS Volatiles

Lot-Sample # H9G210000 - 082C **Work Order #** LGQ8H1AC **Matrix.....:** AIR

07/08/2009 **Date Received..:** 07/10/2009
Prep Date.....: 07/20/2009 **Analysis Date...** 07/20/2009
Prep Batch #.....: 9202082
Dilution Factor.: 1 **Method.....:** TO-15

PARAMETER	SPIKE AMOUNT (ppb(v/v))	MEASURED AMOUNT (ppb(v/v))	SPIKE AMOUNT (ug/m3)	MEASURED AMOUNT (ug/m3)	PERCENT RECOVERY	RECOVERY LIMITS
Ethylbenzene	2.50	2.13	11	9.2	85	70 - 130
Methylene chloride	2.50	2.65	8.7	9.2	106	70 - 130
Naphthalene	2.50	1.71	13	8.9	68	60 - 140
Benzene	2.50	2.39	8.0	7.6	96	70 - 130
Tetrachloroethene	2.50	2.34	17	16	94	70 - 130
Toluene	2.50	2.16	9.4	8.1	86	70 - 130
1,2,4-Trichlorobenzene	2.50	1.86	19	14	74	60 - 140
Trichloroethene	2.50	2.48	13	13	99	70 - 130
Vinyl chloride	2.50	2.66	6.4	6.8	107	70 - 130
o-Xylene	2.50	2.13	11	9.2	85	70 - 130
Methyl tert-butyl ether	2.50	2.73	9.0	9.8	109	60 - 140
m-Xylene & p-Xylene	5.00	4.37	22	19	87	70 - 130
Carbon tetrachloride	2.50	1.92	16	12	77	70 - 130
Chloroform	2.50	2.86	12	14	114	70 - 130
Dichlorodifluoromethane	2.50	2.75	12	14	110	60 - 140
1,1-Dichloroethane	2.50	3.01	10	12	121	70 - 130
1,2-Dichloroethane	2.50	2.40	10	9.7	96	70 - 130
1,1-Dichloroethene	2.50	2.58	9.9	10	103	70 - 130
cis-1,2-Dichloroethene	2.50	2.89	9.9	11	116	70 - 130
trans-1,2-Dichloroethene	2.50	2.80	9.9	11	112	70 - 130

SURROGATE	PERCENT RECOVERY	LABORATORY CONTROL LIMITS (%)
4-Bromofluorobenzene	100	60 - 140

The 'Result' in ug/m3 is calculated using the following equation: Amount Found(before rounding)*(Molecular Weight/24.45)

The 'Reporting Limit' in ug/m3 is calculated using the following equation: (Reporting Limit(before rounding) * Dilution Factor) * (Molecular Weight/24.45)

Tetra Tech NUS, Inc

Client Sample ID: INTRA-LAB BLANK

GC/MS Volatiles

Lot-Sample #	H9G240000 - 060B	**Work Order #**	LG1EN1AA	**Matrix.....:**	AIR
	07/08/2009	**Date Received..:**	07/10/2009		
Prep Date.....:	07/23/2009	**Analysis Date...**	07/23/2009		
Prep Batch #.....:	9205060				
Dilution Factor.:	1	**Method.....:**	TO-15		

PARAMETER	RESULTS (ppb(v/v))	REPORTING LIMIT (ppb(v/v))	RESULTS (ug/m3)	REPORTING LIMIT (ug/m3)
Ethylbenzene	ND	0.080	ND	0.35
Methylene chloride	ND	0.20	ND	0.69
Naphthalene	ND	0.20	ND	1.0
Benzene	ND	0.080	ND	0.26
Tetrachloroethene	ND	0.080	ND	0.54
Toluene	ND	0.080	ND	0.30
1,2,4-Trichlorobenzene	ND	0.40	ND	3.0
Trichloroethene	ND	0.040	ND	0.21
Vinyl chloride	ND	0.080	ND	0.20
o-Xylene	ND	0.080	ND	0.35
Methyl tert-butyl ether	ND	0.40	ND	1.4
m-Xylene & p-Xylene	ND	0.080	ND	0.35
Carbon tetrachloride	ND	0.080	ND	0.50
Chloroform	ND	0.080	ND	0.39
Dichlorodifluoromethane	ND	0.080	ND	0.40
1,1-Dichloroethane	ND	0.080	ND	0.32
1,2-Dichloroethane	ND	0.080	ND	0.32
1,1-Dichloroethene	ND	0.080	ND	0.32
cis-1,2-Dichloroethene	ND	0.080	ND	0.32
trans-1,2-Dichloroethene	ND	0.080	ND	0.32

SURROGATE	PERCENT RECOVERY	LABORATORY CONTROL LIMITS (%)
4-Bromofluorobenzene	103	60 - 140

The 'Result' in ug/m3 is calculated using the following equation: Amount Found(before rounding)*(Molecular Weight/24.45)

The 'Reporting Limit' in ug/m3 is calculated using the following equation: (Reporting Limit(before rounding) * Dilution Factor) * (Molecular Weight/24.45)

Tetra Tech NUS, Inc

Client Sample ID: CHECK SAMPLE

GC/MS Volatiles

Lot-Sample # H9G240000 - 060C **Work Order #** LG1EN1AC **Matrix.....:** AIR

07/08/2009 **Date Received..:** 07/10/2009

Prep Date.....: 07/23/2009 **Analysis Date...** 07/23/2009

Prep Batch #.....: 9205060

Dilution Factor.: 1 **Method.....:** TO-15

PARAMETER	SPIKE AMOUNT (ppb(v/v))	MEASURED AMOUNT (ppb(v/v))	SPIKE AMOUNT (ug/m3)	MEASURED AMOUNT (ug/m3)	PERCENT RECOVERY	RECOVERY LIMITS
Ethylbenzene	12.5	10.7	54	47	86	70 - 130
Methylene chloride	12.5	11.3	43	39	91	70 - 130
Naphthalene	12.5	14.1	66	74	112	60 - 140
Benzene	12.5	11.0	40	35	88	70 - 130
Tetrachloroethene	12.5	10.8	85	73	86	70 - 130
Toluene	12.5	10.5	47	40	84	70 - 130
1,2,4-Trichlorobenzene	12.5	13.0	93	97	104	60 - 140
Trichloroethene	12.5	11.9	67	64	95	70 - 130
Vinyl chloride	12.5	12.8	32	33	102	70 - 130
o-Xylene	12.5	10.5	54	46	84	70 - 130
Methyl tert-butyl ether	12.5	10.9	45	39	87	60 - 140
m-Xylene & p-Xylene	25.0	22.0	110	95	88	70 - 130
Carbon tetrachloride	12.5	15.2	79	96	122	70 - 130
Chloroform	12.5	12.2	61	59	97	70 - 130
Dichlorodifluoromethane	12.5	12.1	62	60	97	60 - 140
1,1-Dichloroethane	12.5	13.0	51	53	104	70 - 130
1,2-Dichloroethane	12.5	12.1	51	49	97	70 - 130
1,1-Dichloroethene	12.5	13.8	50	55	110	70 - 130
cis-1,2-Dichloroethene	12.5	12.3	50	49	98	70 - 130
trans-1,2-Dichloroethene	12.5	11.7	50	46	93	70 - 130

SURROGATE	PERCENT RECOVERY	LABORATORY CONTROL LIMITS (%)
4-Bromofluorobenzene	104	60 - 140

The 'Result' in ug/m3 is calculated using the following equation: Amount Found(before rounding)*(Molecular Weight/24.45)

The 'Reporting Limit' in ug/m3 is calculated using the following equation: (Reporting Limit(before rounding) * Dilution Factor) * (Molecular Weight/24.45)

ANALYTICAL REPORT

PROJECT NO. 112IC02182 - MRC IAQ

Middle River, Maryland

Lot #: H9G100200

Rick Samuels

Tetra Tech NUS Inc
2171 West Park Court
Suite E
Stone Mountain, GA 30087

TESTAMERICA LABORATORIES, INC.

Terry Wasmund
Project Manager

July 31, 2009

ANALYTICAL METHODS SUMMARY

H9G100200

PARAMETER	ANALYTICAL METHOD
Volatile Organics by TO15	EPA-2 TO-15

References:

EPA-2 "Compendium of Methods for the Determination of Toxic Organic Compounds in Ambient Air", EPA-625/R-96/010b, January 1999.

SAMPLE SUMMARY

H9G100200

WO #	SAMPLE#	CLIENT SAMPLE ID	SAMPLED DATE	SAMP TIME
LGA1D	001	SV-A-1-6	07/08/09	09:45
LGA1F	002	SV-A-2-6	07/08/09	09:51
LGA1L	003	SV-A-3-6	07/08/09	09:55
LGA1N	004	SV-A-4-6	07/08/09	09:59
LGA1Q	005	SV-A-5-6	07/08/09	10:16
LGA1T	006	SV-A-6-6	07/08/09	10:12
LGA11	007	SV-C-DUP1	07/07/09	08:30
LGA12	008	ISG-05-B-6	07/07/09	10:29
LGA16	009	SV-B-5-6	07/07/09	10:36
LGA19	010	ISG-06-B-6	07/07/09	10:42
LGA2E	011	ISG-07-B-6	07/07/09	11:21
LGA2G	012	SV-B-3-6	07/07/09	11:30
LGA2L	013	SV-1-C-6	07/07/09	09:41
LGA2M	014	SV-5-C-6	07/07/09	09:49
LGA2P	015	SV-7-C-6	07/07/09	10:04
LGA2R	016	SV-9-C-6	07/07/09	10:09
LGA2T	017	ISG-03-C-6	07/07/09	10:13
LGA2W	018	ISG-04-B-6	07/07/09	10:19

NOTE(S):

- The analytical results of the samples listed above are presented on the following pages.
- All calculations are performed before rounding to avoid round-off errors in calculated results.
- Results noted as "ND" were not detected at or above the stated limit.
- This report must not be reproduced, except in full, without the written approval of the laboratory.
- Results for the following parameters are never reported on a dry weight basis: color, corrosivity, density, flashpoint, ignitability, layers, odor, paint filter test, pH, porosity pressure, reactivity, redox potential, specific gravity, spot tests, solids, solubility, temperature, viscosity, and weight.

PROJECT NARRATIVE
H9G100200
TetraTech NUS
Job 112IC02182
Subcontract Order # 1049456
Middle River, Maryland

The results reported herein are applicable to the samples submitted for analysis only.

This report shall not be reproduced except in full, without the written approval of the laboratory.

The original chain of custody documentation is included with this report.

Sample Receipt

Sample SV-A-5-6 on the COC was labeled as SV-A4-6. The sample was matched by using the can ID.

The chain of custody shows that sample ISG-03-C-6 was collected in Summa Canister ID 1131; but the sample was in Summa Canister ID 7505.

Quality Control and Data Interpretation

Unless otherwise noted, all holding times and QC criteria were met and the test results shown in this report meet all applicable NELAC requirements.

EPA methods TO-14A and TO-15 specify the use of humidified "zero air" as the blank reagent for canister cleaning, instrument calibration and sample analysis. Ultra-high purity humidified nitrogen from a cryogenic reservoir is used in place of "zero air" by TestAmerica Knoxville.

The EPA method requires that all target analytes in the continuing calibration verification standard be within 30% difference from the initial calibration. According to the laboratory standard operating procedure, the continuing calibration is acceptable if it meets the laboratory control sample acceptance criteria. Even though the calibration verification analyzed on 07/16/09, batch 9198140, exhibited a % difference of > 30% for

TestAmerica Knoxville maintains the following certifications, approvals and accreditations: Arkansas DEQ Lab #88-0688, California DHS ELAP Cert. #2423, Colorado DPHE, Connecticut DPH Lab #PH-0223, Florida DOH Lab #E87177, Georgia DNR Lab #906, Hawaii DOH, Illinois EPA Lab #200012, Indiana DOH Lab #C-TN-02, Iowa DNR Lab #375, Kansas DHE Cert. #E-10349, Kentucky DEP Lab #90101, Louisiana DEQ Cert. #03079, Louisiana DOHH, Maryland DOE Cert. #277, Michigan DEQ Lab #9933, Nevada DEP, New Jersey DEP Lab #TN001, New York DOH Lab #10781, North Carolina DPH Lab #21705, North Carolina DEHNR Cert. #64, Ohio EPA VAP Lab #CL0059, Oklahoma DEQ Lab #9415, Pennsylvania DEP Lab #68-00576, South Carolina DHEC Cert #84001001, Tennessee DOH Lab #02014, Texas CEQ, Utah DOH Lab # QUAN3, Virginia DGS Lab #00165, Washington DOE Lab #C1314, West Virginia DEP Cert. #345, West Virginia DHHR Cert #9955C, Wisconsin DNR Lab #998044300, Naval Facilities Engineering Service Center and USDA Soil Permit #S-46424. This list of approvals is subject to change and does not imply that laboratory certification is available for all parameters reported in this environmental sample data report.

PROJECT NARRATIVE
H9G100200

dichlorodifluoromethane, vinyl chloride, 1,2,4-trichlorobenzene and the calibration verification analyzed on 07/17/09, batch 9198404, exhibited a % difference of > 30% for 1,2,4-trichlorobenzene, the results were within the LCS acceptance limits.

Although vinyl chloride is flagged as being outside recovery limits in the laboratory control sample for batch 9198140, the laboratory control sample is in control. The standard operating procedure allows for 1 analyte to be outside the control limits, but within marginal exceedence limit.

Sample Data Summary

Tetra Tech NUS, Inc

Client Sample ID: SV-A-1-6

GC/MS Volatiles

Lot-Sample # H9G100200 - 001 **Work Order #** LGA1D2AA **Matrix.....:** AIR

Date Sampled...: 07/08/2009 **Date Received..:** 07/10/2009
Prep Date.....: 07/23/2009 **Analysis Date...** 07/23/2009
Prep Batch #.....: 9205060
Dilution Factor.: 5 **Method.....:** TO-15

PARAMETER	RESULTS (ppb(v/v))	REPORTING LIMIT (ppb(v/v))	RESULTS (ug/m3)	REPORTING LIMIT (ug/m3)
Ethylbenzene	**3.9**	**0.40**	**17**	**1.7**
Methylene chloride	ND	1.0	ND	3.5
Naphthalene	**49**	**1.0**	**260**	**5.2**
Benzene	ND	0.40	ND	1.3
Tetrachloroethene	ND	0.40	ND	2.7
Toluene	**5.4**	**0.40**	**20**	**1.5**
1,2,4-Trichlorobenzene	ND	2.0	ND	15
Trichloroethene	**3.4**	**0.20**	**18**	**1.1**
Vinyl chloride	ND	0.40	ND	1.0
o-Xylene	**2.3**	**0.40**	**10**	**1.7**
Methyl tert-butyl ether	ND	2.0	ND	7.2
m-Xylene & p-Xylene	**5.2**	**0.40**	**22**	**1.7**
Carbon tetrachloride	ND	0.40	ND	2.5
Chloroform	ND	0.40	ND	2.0
Dichlorodifluoromethane	**0.56**	**0.40**	**2.7**	**2.0**
1,1-Dichloroethane	ND	0.40	ND	1.6
1,2-Dichloroethane	ND	0.40	ND	1.6
1,1-Dichloroethene	ND	0.40	ND	1.6
cis-1,2-Dichloroethene	ND	0.40	ND	1.6
trans-1,2-Dichloroethene	ND	0.40	ND	1.6

SURROGATE	PERCENT RECOVERY	LABORATORY CONTROL LIMITS (%)
4-Bromofluorobenzene	102	60 - 140

The 'Result' in ug/m3 is calculated using the following equation: Amount Found(before rounding)*(Molecular Weight/24.45)

The 'Reporting Limit' in ug/m3 is calculated using the following equation: (Reporting Limit(before rounding) * Dilution Factor) * (Molecular Weight/24.45)

Tetra Tech NUS, Inc

Client Sample ID: SV-A-2-6

GC/MS Volatiles

Lot-Sample # H9G100200 - 002 **Work Order #** LGA1F1AA **Matrix.....:** AIR

Date Sampled...: 07/08/2009 **Date Received..:** 07/10/2009
Prep Date.....: 07/17/2009 **Analysis Date...** 07/17/2009
Prep Batch #.....: 9198404
Dilution Factor.: 1 **Method.....:** TO-15

PARAMETER	RESULTS (ppb(v/v))	REPORTING LIMIT (ppb(v/v))	RESULTS (ug/m3)	REPORTING LIMIT (ug/m3)
Ethylbenzene	**0.74**	**0.080**	**3.2**	**0.35**
Methylene chloride	ND	0.20	ND	0.69
Naphthalene	**0.89**	**0.20**	**4.7**	**1.0**
Benzene	**0.24**	**0.080**	**0.76**	**0.26**
Tetrachloroethene	ND	0.080	ND	0.54
Toluene	**1.7**	**0.080**	**6.5**	**0.30**
1,2,4-Trichlorobenzene	ND	0.40	ND	3.0
Trichloroethene	**0.048**	**0.040**	**0.26**	**0.21**
Vinyl chloride	ND	0.080	ND	0.20
o-Xylene	**1.3**	**0.080**	**5.5**	**0.35**
Methyl tert-butyl ether	ND	0.40	ND	1.4
m-Xylene & p-Xylene	**1.2**	**0.080**	**5.4**	**0.35**
Carbon tetrachloride	ND	0.080	ND	0.50
Chloroform	**0.25**	**0.080**	**1.2**	**0.39**
Dichlorodifluoromethane	**0.35**	**0.080**	**1.7**	**0.40**
1,1-Dichloroethane	ND	0.080	ND	0.32
1,2-Dichloroethane	ND	0.080	ND	0.32
1,1-Dichloroethene	ND	0.080	ND	0.32
cis-1,2-Dichloroethene	ND	0.080	ND	0.32
trans-1,2-Dichloroethene	ND	0.080	ND	0.32

SURROGATE	PERCENT RECOVERY	LABORATORY CONTROL LIMITS (%)
4-Bromofluorobenzene	100	60 - 140

The 'Result' in ug/m3 is calculated using the following equation: Amount Found(before rounding)*(Molecular Weight/24.45)

The 'Reporting Limit' in ug/m3 is calculated using the following equation: (Reporting Limit(before rounding) * Dilution Factor) * (Molecular Weight/24.45)

Tetra Tech NUS, Inc

Client Sample ID: SV-A-3-6

GC/MS Volatiles

Lot-Sample #	H9G100200 - 003	**Work Order #**	LGA1L1AA	**Matrix.....:**	AIR

Date Sampled...:	07/08/2009	**Date Received..:**	07/10/2009
Prep Date.....:	07/16/2009	**Analysis Date...**	07/16/2009
Prep Batch #.....:	9198140		
Dilution Factor.:	4	**Method.....:**	TO-15

PARAMETER	RESULTS (ppb(v/v))	REPORTING LIMIT (ppb(v/v))	RESULTS (ug/m3)	REPORTING LIMIT (ug/m3)
Ethylbenzene	**8.5**	**0.32**	**37**	**1.4**
Methylene chloride	ND	0.80	ND	2.8
Naphthalene	**6.6**	**0.80**	**35**	**4.2**
Benzene	**0.67**	**0.32**	**2.1**	**1.0**
Tetrachloroethene	ND	0.32	ND	2.2
Toluene	**23**	**0.32**	**88**	**1.2**
1,2,4-Trichlorobenzene	ND	1.6	ND	12
Trichloroethene	**0.27**	**0.16**	**1.4**	**0.86**
Vinyl chloride	ND	0.32	ND	0.82
o-Xylene	**9.0**	**0.32**	**39**	**1.4**
Methyl tert-butyl ether	ND	1.6	ND	5.8
m-Xylene & p-Xylene	**18**	**0.32**	**80**	**1.4**
Carbon tetrachloride	ND	0.32	ND	2.0
Chloroform	**0.97**	**0.32**	**4.7**	**1.6**
Dichlorodifluoromethane	**0.46**	**0.32**	**2.3**	**1.6**
1,1-Dichloroethane	ND	0.32	ND	1.3
1,2-Dichloroethane	ND	0.32	ND	1.3
1,1-Dichloroethene	ND	0.32	ND	1.3
cis-1,2-Dichloroethene	ND	0.32	ND	1.3
trans-1,2-Dichloroethene	ND	0.32	ND	1.3

SURROGATE	PERCENT RECOVERY	LABORATORY CONTROL LIMITS (%)
4-Bromofluorobenzene	103	60 - 140

The 'Result' in ug/m3 is calculated using the following equation: Amount Found(before rounding)*(Molecular Weight/24.45)

The 'Reporting Limit' in ug/m3 is calculated using the following equation: (Reporting Limit(before rounding) * Dilution Factor) * (Molecular Weight/24.45)

Tetra Tech NUS, Inc

Client Sample ID: SV-A-4-6

GC/MS Volatiles

Lot-Sample # H9G100200 - 004 **Work Order #** LGA1N2AA **Matrix.....:** AIR

Date Sampled...: 07/08/2009 **Date Received..:** 07/10/2009
Prep Date.....: 07/23/2009 **Analysis Date...** 07/23/2009
Prep Batch #.....: 9205060
Dilution Factor.: 10 **Method.....:** TO-15

PARAMETER	RESULTS (ppb(v/v))	REPORTING LIMIT (ppb(v/v))	RESULTS (ug/m3)	REPORTING LIMIT (ug/m3)
Ethylbenzene	ND	0.80	ND	3.5
Methylene chloride	**2.3**	**2.0**	**8.0**	**6.9**
Naphthalene	**85**	**2.0**	**450**	**10**
Benzene	ND	0.80	ND	2.6
Tetrachloroethene	ND	0.80	ND	5.4
Toluene	**4.3**	**0.80**	**16**	**3.0**
1,2,4-Trichlorobenzene	ND	4.0	ND	30
Trichloroethene	**3.5**	**0.40**	**19**	**2.1**
Vinyl chloride	ND	0.80	ND	2.0
o-Xylene	ND	0.80	ND	3.5
Methyl tert-butyl ether	ND	4.0	ND	14
m-Xylene & p-Xylene	**0.88**	**0.80**	**3.8**	**3.5**
Carbon tetrachloride	ND	0.80	ND	5.0
Chloroform	**1.7**	**0.80**	**8.3**	**3.9**
Dichlorodifluoromethane	ND	0.80	ND	4.0
1,1-Dichloroethane	ND	0.80	ND	3.2
1,2-Dichloroethane	ND	0.80	ND	3.2
1,1-Dichloroethene	**0.84**	**0.80**	**3.3**	**3.2**
cis-1,2-Dichloroethene	ND	0.80	ND	3.2
trans-1,2-Dichloroethene	ND	0.80	ND	3.2

SURROGATE	PERCENT RECOVERY	LABORATORY CONTROL LIMITS (%)
4-Bromofluorobenzene	104	60 - 140

The 'Result' in ug/m3 is calculated using the following equation: Amount Found(before rounding)*(Molecular Weight/24.45)

The 'Reporting Limit' in ug/m3 is calculated using the following equation: (Reporting Limit(before rounding) * Dilution Factor) * (Molecular Weight/24.45)

Tetra Tech NUS, Inc

Client Sample ID: SV-A-5-6

GC/MS Volatiles

Lot-Sample # H9G100200 - 005 **Work Order #** LGA1Q1AA **Matrix.....:** AIR

Date Sampled...: 07/08/2009 **Date Received..:** 07/10/2009
Prep Date.....: 07/17/2009 **Analysis Date...** 07/18/2009
Prep Batch #.....: 9198404
Dilution Factor.: 1 **Method.....:** TO-15

PARAMETER	RESULTS (ppb(v/v))	REPORTING LIMIT (ppb(v/v))	RESULTS (ug/m3)	REPORTING LIMIT (ug/m3)
Ethylbenzene	**2.1**	**0.080**	**9.1**	**0.35**
Methylene chloride	ND	0.20	ND	0.69
Naphthalene	**12**	**0.20**	**62**	**1.0**
Benzene	**0.23**	**0.080**	**0.72**	**0.26**
Tetrachloroethene	ND	0.080	ND	0.54
Toluene	**14**	**0.080**	**52**	**0.30**
1,2,4-Trichlorobenzene	ND	0.40	ND	3.0
Trichloroethene	**0.87**	**0.040**	**4.7**	**0.21**
Vinyl chloride	ND	0.080	ND	0.20
o-Xylene	**1.7**	**0.080**	**7.3**	**0.35**
Methyl tert-butyl ether	ND	0.40	ND	1.4
m-Xylene & p-Xylene	**4.3**	**0.080**	**19**	**0.35**
Carbon tetrachloride	**0.080**	**0.080**	**0.50**	**0.50**
Chloroform	**0.22**	**0.080**	**1.1**	**0.39**
Dichlorodifluoromethane	**0.47**	**0.080**	**2.3**	**0.40**
1,1-Dichloroethane	ND	0.080	ND	0.32
1,2-Dichloroethane	ND	0.080	ND	0.32
1,1-Dichloroethene	ND	0.080	ND	0.32
cis-1,2-Dichloroethene	ND	0.080	ND	0.32
trans-1,2-Dichloroethene	ND	0.080	ND	0.32

SURROGATE	PERCENT RECOVERY	LABORATORY CONTROL LIMITS (%)
4-Bromofluorobenzene	101	60 - 140

The 'Result' in ug/m3 is calculated using the following equation: Amount Found(before rounding)*(Molecular Weight/24.45)

The 'Reporting Limit' in ug/m3 is calculated using the following equation: (Reporting Limit(before rounding) * Dilution Factor) * (Molecular Weight/24.45)

Tetra Tech NUS, Inc

Client Sample ID: SV-A-6-6

GC/MS Volatiles

Lot-Sample # H9G100200 - 006 **Work Order #** LGA1T1AA **Matrix.....:** AIR

Date Sampled...: 07/08/2009 **Date Received..:** 07/10/2009
Prep Date.....: 07/16/2009 **Analysis Date...** 07/16/2009
Prep Batch #.....: 9198140
Dilution Factor.: 20 **Method.....:** TO-15

PARAMETER	RESULTS (ppb(v/v))	REPORTING LIMIT (ppb(v/v))	RESULTS (ug/m3)	REPORTING LIMIT (ug/m3)
Ethylbenzene	**3.6**	**1.6**	**16**	**6.9**
Methylene chloride	ND	4.0	ND	14
Naphthalene	ND	4.0	ND	21
Benzene	ND	1.6	ND	5.1
Tetrachloroethene	**2.3**	**1.6**	**16**	**11**
Toluene	**5.7**	**1.6**	**21**	**6.0**
1,2,4-Trichlorobenzene	ND	8.0	ND	59
Trichloroethene	**480**	**0.80**	**2600**	**4.3**
Vinyl chloride	ND	1.6	ND	4.1
o-Xylene	**12**	**1.6**	**52**	**6.9**
Methyl tert-butyl ether	ND	8.0	ND	29
m-Xylene & p-Xylene	**16**	**1.6**	**70**	**6.9**
Carbon tetrachloride	ND	1.6	ND	10
Chloroform	**2.7**	**1.6**	**13**	**7.8**
Dichlorodifluoromethane	ND	1.6	ND	7.9
1,1-Dichloroethane	ND	1.6	ND	6.5
1,2-Dichloroethane	ND	1.6	ND	6.5
1,1-Dichloroethene	ND	1.6	ND	6.3
cis-1,2-Dichloroethene	**360**	**1.6**	**1400**	**6.3**
trans-1,2-Dichloroethene	**85**	**1.6**	**340**	**6.3**

SURROGATE	PERCENT RECOVERY	LABORATORY CONTROL LIMITS (%)
4-Bromofluorobenzene	101	60 - 140

The 'Result' in ug/m3 is calculated using the following equation: Amount Found(before rounding)*(Molecular Weight/24.45)

The 'Reporting Limit' in ug/m3 is calculated using the following equation: (Reporting Limit(before rounding) * Dilution Factor) * (Molecular Weight/24.45)

Tetra Tech NUS, Inc

Client Sample ID: SV-C-DUP1

GC/MS Volatiles

Lot-Sample # H9G100200 - 007 **Work Order #** LGA111AA **Matrix.....:** AIR

Date Sampled...: 07/07/2009 **Date Received..:** 07/10/2009
Prep Date.....: 07/16/2009 **Analysis Date...** 07/16/2009
Prep Batch #.....: 9198140
Dilution Factor.: 1 **Method.....:** TO-15

PARAMETER	RESULTS (ppb(v/v))	REPORTING LIMIT (ppb(v/v))	RESULTS (ug/m3)	REPORTING LIMIT (ug/m3)
Ethylbenzene	**0.29**	**0.080**	**1.3**	**0.35**
Methylene chloride	ND	0.20	ND	0.69
Naphthalene	**4.9**	**0.20**	**26**	**1.0**
Benzene	**0.14**	**0.080**	**0.45**	**0.26**
Tetrachloroethene	**0.50**	**0.080**	**3.4**	**0.54**
Toluene	**0.65**	**0.080**	**2.4**	**0.30**
1,2,4-Trichlorobenzene	ND	0.40	ND	3.0
Trichloroethene	ND	0.040	ND	0.21
Vinyl chloride	ND	0.080	ND	0.20
o-Xylene	**0.56**	**0.080**	**2.5**	**0.35**
Methyl tert-butyl ether	ND	0.40	ND	1.4
m-Xylene & p-Xylene	**1.0**	**0.080**	**4.3**	**0.35**
Carbon tetrachloride	ND	0.080	ND	0.50
Chloroform	**0.73**	**0.080**	**3.6**	**0.39**
Dichlorodifluoromethane	**11**	**0.080**	**56**	**0.40**
1,1-Dichloroethane	ND	0.080	ND	0.32
1,2-Dichloroethane	ND	0.080	ND	0.32
1,1-Dichloroethene	ND	0.080	ND	0.32
cis-1,2-Dichloroethene	ND	0.080	ND	0.32
trans-1,2-Dichloroethene	ND	0.080	ND	0.32

SURROGATE	PERCENT RECOVERY	LABORATORY CONTROL LIMITS (%)
4-Bromofluorobenzene	95	60 - 140

The 'Result' in ug/m3 is calculated using the following equation: Amount Found(before rounding)*(Molecular Weight/24.45)

The 'Reporting Limit' in ug/m3 is calculated using the following equation: (Reporting Limit(before rounding) * Dilution Factor) * (Molecular Weight/24.45)

Tetra Tech NUS, Inc

Client Sample ID: ISG-05-B-6

GC/MS Volatiles

Lot-Sample # H9G100200 - 008 **Work Order #** LGA122AA **Matrix.....:** AIR

Date Sampled...: 07/07/2009 **Date Received..:** 07/10/2009
Prep Date.....: 07/23/2009 **Analysis Date...** 07/23/2009
Prep Batch #.....: 9205060
Dilution Factor.: 10 **Method.....:** TO-15

PARAMETER	RESULTS (ppb(v/v))	REPORTING LIMIT (ppb(v/v))	RESULTS (ug/m3)	REPORTING LIMIT (ug/m3)
Ethylbenzene	ND	0.80	ND	3.5
Methylene chloride	ND	2.0	ND	6.9
Naphthalene	ND	2.0	ND	10
Benzene	ND	0.80	ND	2.6
Tetrachloroethene	ND	0.80	ND	5.4
Toluene	**54**	**0.80**	**200**	**3.0**
1,2,4-Trichlorobenzene	ND	4.0	ND	30
Trichloroethene	ND	0.40	ND	2.1
Vinyl chloride	ND	0.80	ND	2.0
o-Xylene	**0.80**	**0.80**	**3.5**	**3.5**
Methyl tert-butyl ether	ND	4.0	ND	14
m-Xylene & p-Xylene	**1.8**	**0.80**	**7.7**	**3.5**
Carbon tetrachloride	ND	0.80	ND	5.0
Chloroform	ND	0.80	ND	3.9
Dichlorodifluoromethane	ND	0.80	ND	4.0
1,1-Dichloroethane	ND	0.80	ND	3.2
1,2-Dichloroethane	ND	0.80	ND	3.2
1,1-Dichloroethene	ND	0.80	ND	3.2
cis-1,2-Dichloroethene	ND	0.80	ND	3.2
trans-1,2-Dichloroethene	ND	0.80	ND	3.2

SURROGATE	PERCENT RECOVERY	LABORATORY CONTROL LIMITS (%)
4-Bromofluorobenzene	103	60 - 140

The 'Result' in ug/m3 is calculated using the following equation: Amount Found(before rounding)*(Molecular Weight/24.45)

The 'Reporting Limit' in ug/m3 is calculated using the following equation: (Reporting Limit(before rounding) * Dilution Factor) * (Molecular Weight/24.45)

Tetra Tech NUS, Inc

Client Sample ID: SV-B-5-6

GC/MS Volatiles

Lot-Sample # H9G100200 - 009 **Work Order #** LGA161AA **Matrix.....:** AIR

Date Sampled...: 07/07/2009 **Date Received..:** 07/10/2009
Prep Date.....: 07/16/2009 **Analysis Date...** 07/16/2009
Prep Batch #.....: 9198140
Dilution Factor.: 1 **Method.....:** TO-15

PARAMETER	RESULTS (ppb(v/v))	REPORTING LIMIT (ppb(v/v))	RESULTS (ug/m3)	REPORTING LIMIT (ug/m3)
Ethylbenzene	**9.4**	**0.080**	**41**	**0.35**
Methylene chloride	**0.28**	**0.20**	**0.98**	**0.69**
Naphthalene	**3.5**	**0.20**	**18**	**1.0**
Benzene	**0.55**	**0.080**	**1.7**	**0.26**
Tetrachloroethene	**0.22**	**0.080**	**1.5**	**0.54**
Toluene	**15**	**0.080**	**58**	**0.30**
1,2,4-Trichlorobenzene	ND	0.40	ND	3.0
Trichloroethene	**0.12**	**0.040**	**0.64**	**0.21**
Vinyl chloride	ND	0.080	ND	0.20
o-Xylene	**6.1**	**0.080**	**26**	**0.35**
Methyl tert-butyl ether	ND	0.40	ND	1.4
m-Xylene & p-Xylene	**13**	**0.080**	**58**	**0.35**
Carbon tetrachloride	**0.083**	**0.080**	**0.52**	**0.50**
Chloroform	**0.57**	**0.080**	**2.8**	**0.39**
Dichlorodifluoromethane	**0.29**	**0.080**	**1.4**	**0.40**
1,1-Dichloroethane	ND	0.080	ND	0.32
1,2-Dichloroethane	ND	0.080	ND	0.32
1,1-Dichloroethene	ND	0.080	ND	0.32
cis-1,2-Dichloroethene	ND	0.080	ND	0.32
trans-1,2-Dichloroethene	ND	0.080	ND	0.32

SURROGATE	PERCENT RECOVERY	LABORATORY CONTROL LIMITS (%)
4-Bromofluorobenzene	95	60 - 140

The 'Result' in ug/m3 is calculated using the following equation: Amount Found(before rounding)*(Molecular Weight/24.45)

The 'Reporting Limit' in ug/m3 is calculated using the following equation: (Reporting Limit(before rounding) * Dilution Factor) * (Molecular Weight/24.45)

Tetra Tech NUS, Inc

Client Sample ID: ISG-06-B-6

GC/MS Volatiles

Lot-Sample #	H9G100200 - 010	**Work Order #**	LGA192AA	**Matrix.....:**	AIR

Date Sampled...:	07/07/2009	**Date Received..:**	07/10/2009
Prep Date.....:	07/23/2009	**Analysis Date...**	07/23/2009
Prep Batch #.....:	9205060		
Dilution Factor.:	10	**Method.....:**	TO-15

PARAMETER	RESULTS (ppb(v/v))	REPORTING LIMIT (ppb(v/v))	RESULTS (ug/m3)	REPORTING LIMIT (ug/m3)
Ethylbenzene	**1.4**	**0.80**	**6.0**	**3.5**
Methylene chloride	**2.1**	**2.0**	**7.3**	**6.9**
Naphthalene	ND	2.0	ND	10
Benzene	ND	0.80	ND	2.6
Tetrachloroethene	ND	0.80	ND	5.4
Toluene	**75**	**0.80**	**280**	**3.0**
1,2,4-Trichlorobenzene	ND	4.0	ND	30
Trichloroethene	**0.69**	**0.40**	**3.7**	**2.1**
Vinyl chloride	ND	0.80	ND	2.0
o-Xylene	**1.7**	**0.80**	**7.3**	**3.5**
Methyl tert-butyl ether	ND	4.0	ND	14
m-Xylene & p-Xylene	**4.5**	**0.80**	**20**	**3.5**
Carbon tetrachloride	ND	0.80	ND	5.0
Chloroform	ND	0.80	ND	3.9
Dichlorodifluoromethane	ND	0.80	ND	4.0
1,1-Dichloroethane	ND	0.80	ND	3.2
1,2-Dichloroethane	ND	0.80	ND	3.2
1,1-Dichloroethene	ND	0.80	ND	3.2
cis-1,2-Dichloroethene	ND	0.80	ND	3.2
trans-1,2-Dichloroethene	ND	0.80	ND	3.2

SURROGATE	PERCENT RECOVERY	LABORATORY CONTROL LIMITS (%)
4-Bromofluorobenzene	103	60 - 140

The 'Result' in ug/m3 is calculated using the following equation: Amount Found(before rounding)*(Molecular Weight/24.45)

The 'Reporting Limit' in ug/m3 is calculated using the following equation: (Reporting Limit(before rounding) * Dilution Factor) * (Molecular Weight/24.45)

Tetra Tech NUS, Inc

Client Sample ID: ISG-07-B-6

GC/MS Volatiles

Lot-Sample #	H9G100200 - 011	**Work Order #**	LGA2E1AA	**Matrix.....:**	AIR

Date Sampled...:	07/07/2009	**Date Received..:**	07/10/2009
Prep Date.....:	07/17/2009	**Analysis Date...**	07/18/2009
Prep Batch #.....:	9201121		
Dilution Factor.:	1	**Method.....:**	TO-15

PARAMETER	RESULTS (ppb(v/v))	REPORTING LIMIT (ppb(v/v))	RESULTS (ug/m3)	REPORTING LIMIT (ug/m3)
Ethylbenzene	**0.17**	**0.080**	**0.74**	**0.35**
Methylene chloride	ND	0.20	ND	0.69
Naphthalene	**1.3**	**0.20**	**6.8**	**1.0**
Benzene	**0.20**	**0.080**	**0.64**	**0.26**
Tetrachloroethene	**1.3**	**0.080**	**8.9**	**0.54**
Toluene	**1.7**	**0.080**	**6.3**	**0.30**
1,2,4-Trichlorobenzene	ND	0.40	ND	3.0
Trichloroethene	**1.1**	**0.040**	**5.9**	**0.21**
Vinyl chloride	ND	0.080	ND	0.20
o-Xylene	**0.29**	**0.080**	**1.2**	**0.35**
Methyl tert-butyl ether	ND	0.40	ND	1.4
m-Xylene & p-Xylene	**0.80**	**0.080**	**3.5**	**0.35**
Carbon tetrachloride	**0.10**	**0.080**	**0.66**	**0.50**
Chloroform	**0.29**	**0.080**	**1.4**	**0.39**
Dichlorodifluoromethane	**0.33**	**0.080**	**1.6**	**0.40**
1,1-Dichloroethane	ND	0.080	ND	0.32
1,2-Dichloroethane	ND	0.080	ND	0.32
1,1-Dichloroethene	ND	0.080	ND	0.32
cis-1,2-Dichloroethene	ND	0.080	ND	0.32
trans-1,2-Dichloroethene	ND	0.080	ND	0.32

SURROGATE	PERCENT RECOVERY	LABORATORY CONTROL LIMITS (%)
4-Bromofluorobenzene	98	60 - 140

The 'Result' in ug/m3 is calculated using the following equation: Amount Found(before rounding)*(Molecular Weight/24.45)

The 'Reporting Limit' in ug/m3 is calculated using the following equation: (Reporting Limit(before rounding) * Dilution Factor) * (Molecular Weight/24.45)

Tetra Tech NUS, Inc

Client Sample ID: SV-B-3-6

GC/MS Volatiles

Lot-Sample # H9G100200 - 012 **Work Order #** LGA2G2AA **Matrix.....:** AIR

Date Sampled...: 07/07/2009 **Date Received..:** 07/10/2009
Prep Date.....: 07/23/2009 **Analysis Date...** 07/23/2009
Prep Batch #.....: 9205060
Dilution Factor.: 10 **Method.....:** TO-15

PARAMETER	RESULTS (ppb(v/v))	REPORTING LIMIT (ppb(v/v))	RESULTS (ug/m3)	REPORTING LIMIT (ug/m3)
Ethylbenzene	**18**	**0.80**	**78**	**3.5**
Methylene chloride	**2.7**	**2.0**	**9.3**	**6.9**
Naphthalene	ND	2.0	ND	10
Benzene	**1.0**	**0.80**	**3.4**	**2.6**
Tetrachloroethene	ND	0.80	ND	5.4
Toluene	**69**	**0.80**	**260**	**3.0**
1,2,4-Trichlorobenzene	ND	4.0	ND	30
Trichloroethene	ND	0.40	ND	2.1
Vinyl chloride	ND	0.80	ND	2.0
o-Xylene	**10**	**0.80**	**44**	**3.5**
Methyl tert-butyl ether	ND	4.0	ND	14
m-Xylene & p-Xylene	**26**	**0.80**	**110**	**3.5**
Carbon tetrachloride	ND	0.80	ND	5.0
Chloroform	**1.1**	**0.80**	**5.2**	**3.9**
Dichlorodifluoromethane	**1.7**	**0.80**	**8.6**	**4.0**
1,1-Dichloroethane	ND	0.80	ND	3.2
1,2-Dichloroethane	ND	0.80	ND	3.2
1,1-Dichloroethene	ND	0.80	ND	3.2
cis-1,2-Dichloroethene	ND	0.80	ND	3.2
trans-1,2-Dichloroethene	ND	0.80	ND	3.2

SURROGATE	PERCENT RECOVERY	LABORATORY CONTROL LIMITS (%)
4-Bromofluorobenzene	104	60 - 140

The 'Result' in ug/m3 is calculated using the following equation: Amount Found(before rounding)*(Molecular Weight/24.45)

The 'Reporting Limit' in ug/m3 is calculated using the following equation: (Reporting Limit(before rounding) * Dilution Factor) * (Molecular Weight/24.45)

Tetra Tech NUS, Inc

Client Sample ID: SV-1-C-6

GC/MS Volatiles

Lot-Sample #	H9G100200 - 013	**Work Order #**	LGA2L1AA	**Matrix.....:**	AIR

Date Sampled...:	07/07/2009	**Date Received..:**	07/10/2009
Prep Date.....:	07/17/2009	**Analysis Date...**	07/17/2009
Prep Batch #.....:	9198404		
Dilution Factor.:	5	**Method.....:**	TO-15

PARAMETER	RESULTS (ppb(v/v))	REPORTING LIMIT (ppb(v/v))	RESULTS (ug/m3)	REPORTING LIMIT (ug/m3)
Ethylbenzene	ND	0.40	ND	1.7
Methylene chloride	ND	1.0	ND	3.5
Naphthalene	ND	1.0	ND	5.2
Benzene	ND	0.40	ND	1.3
Tetrachloroethene	**0.49**	**0.40**	**3.3**	**2.7**
Toluene	**0.47**	**0.40**	**1.8**	**1.5**
1,2,4-Trichlorobenzene	ND	2.0	ND	15
Trichloroethene	**51**	**0.20**	**270**	**1.1**
Vinyl chloride	ND	0.40	ND	1.0
o-Xylene	ND	0.40	ND	1.7
Methyl tert-butyl ether	ND	2.0	ND	7.2
m-Xylene & p-Xylene	ND	0.40	ND	1.7
Carbon tetrachloride	ND	0.40	ND	2.5
Chloroform	**1.7**	**0.40**	**8.5**	**2.0**
Dichlorodifluoromethane	**0.48**	**0.40**	**2.4**	**2.0**
1,1-Dichloroethane	**5.3**	**0.40**	**21**	**1.6**
1,2-Dichloroethane	ND	0.40	ND	1.6
1,1-Dichloroethene	ND	0.40	ND	1.6
cis-1,2-Dichloroethene	**68**	**0.40**	**270**	**1.6**
trans-1,2-Dichloroethene	**16**	**0.40**	**65**	**1.6**

SURROGATE	PERCENT RECOVERY	LABORATORY CONTROL LIMITS (%)
4-Bromofluorobenzene	100	60 - 140

The 'Result' in ug/m3 is calculated using the following equation: Amount Found(before rounding)*(Molecular Weight/24.45)

The 'Reporting Limit' in ug/m3 is calculated using the following equation: (Reporting Limit(before rounding) * Dilution Factor) * (Molecular Weight/24.45)

Tetra Tech NUS, Inc

Client Sample ID: SV-5-C-6

GC/MS Volatiles

Lot-Sample #	H9G100200 - 014	**Work Order #**	LGA2M1AA	**Matrix.....:**	AIR

Date Sampled...:	07/07/2009	**Date Received..:**	07/10/2009
Prep Date.....:	07/16/2009	**Analysis Date...**	07/17/2009
Prep Batch #.....:	9198140		
Dilution Factor.:	1	**Method.....:**	TO-15

PARAMETER	RESULTS (ppb(v/v))	REPORTING LIMIT (ppb(v/v))	RESULTS (ug/m3)	REPORTING LIMIT (ug/m3)
Ethylbenzene	**0.24**	**0.080**	**1.0**	**0.35**
Methylene chloride	ND	0.20	ND	0.69
Naphthalene	**0.28**	**0.20**	**1.4**	**1.0**
Benzene	**0.27**	**0.080**	**0.86**	**0.26**
Tetrachloroethene	**14**	**0.080**	**94**	**0.54**
Toluene	**1.1**	**0.080**	**4.1**	**0.30**
1,2,4-Trichlorobenzene	ND	0.40	ND	3.0
Trichloroethene	**0.28**	**0.040**	**1.5**	**0.21**
Vinyl chloride	ND	0.080	ND	0.20
o-Xylene	**0.42**	**0.080**	**1.8**	**0.35**
Methyl tert-butyl ether	ND	0.40	ND	1.4
m-Xylene & p-Xylene	**0.77**	**0.080**	**3.3**	**0.35**
Carbon tetrachloride	ND	0.080	ND	0.50
Chloroform	**3.1**	**0.080**	**15**	**0.39**
Dichlorodifluoromethane	ND	0.080	ND	0.40
1,1-Dichloroethane	ND	0.080	ND	0.32
1,2-Dichloroethane	ND	0.080	ND	0.32
1,1-Dichloroethene	ND	0.080	ND	0.32
cis-1,2-Dichloroethene	ND	0.080	ND	0.32
trans-1,2-Dichloroethene	ND	0.080	ND	0.32

SURROGATE	PERCENT RECOVERY	LABORATORY CONTROL LIMITS (%)
4-Bromofluorobenzene	103	60 - 140

The 'Result' in ug/m3 is calculated using the following equation: Amount Found(before rounding)*(Molecular Weight/24.45)

The 'Reporting Limit' in ug/m3 is calculated using the following equation: (Reporting Limit(before rounding) * Dilution Factor) * (Molecular Weight/24.45)

Tetra Tech NUS, Inc

Client Sample ID: SV-7-C-6

GC/MS Volatiles

Lot-Sample #	H9G100200 - 015	**Work Order #**	LGA2P1AA	**Matrix.....:**	AIR

Date Sampled...:	07/07/2009	**Date Received..:**	07/10/2009
Prep Date.....:	07/16/2009	**Analysis Date...**	07/17/2009
Prep Batch #.....:	9198140		
Dilution Factor.:	1	**Method.....:**	TO-15

PARAMETER	RESULTS (ppb(v/v))	REPORTING LIMIT (ppb(v/v))	RESULTS (ug/m3)	REPORTING LIMIT (ug/m3)
Ethylbenzene	**0.17**	**0.080**	**0.74**	**0.35**
Methylene chloride	ND	0.20	ND	0.69
Naphthalene	ND	0.20	ND	1.0
Benzene	**0.094**	**0.080**	**0.30**	**0.26**
Tetrachloroethene	**0.50**	**0.080**	**3.4**	**0.54**
Toluene	**0.20**	**0.080**	**0.76**	**0.30**
1,2,4-Trichlorobenzene	ND	0.40	ND	3.0
Trichloroethene	ND	0.040	ND	0.21
Vinyl chloride	ND	0.080	ND	0.20
o-Xylene	**0.45**	**0.080**	**1.9**	**0.35**
Methyl tert-butyl ether	ND	0.40	ND	1.4
m-Xylene & p-Xylene	**0.55**	**0.080**	**2.4**	**0.35**
Carbon tetrachloride	ND	0.080	ND	0.50
Chloroform	**0.78**	**0.080**	**3.8**	**0.39**
Dichlorodifluoromethane	**12**	**0.080**	**59**	**0.40**
1,1-Dichloroethane	ND	0.080	ND	0.32
1,2-Dichloroethane	ND	0.080	ND	0.32
1,1-Dichloroethene	ND	0.080	ND	0.32
cis-1,2-Dichloroethene	ND	0.080	ND	0.32
trans-1,2-Dichloroethene	ND	0.080	ND	0.32

SURROGATE	PERCENT RECOVERY	LABORATORY CONTROL LIMITS (%)
4-Bromofluorobenzene	97	60 - 140

The 'Result' in ug/m3 is calculated using the following equation: Amount Found(before rounding)*(Molecular Weight/24.45)

The 'Reporting Limit' in ug/m3 is calculated using the following equation: (Reporting Limit(before rounding) * Dilution Factor) * (Molecular Weight/24.45)

Tetra Tech NUS, Inc

Client Sample ID: SV-9-C-6

GC/MS Volatiles

Lot-Sample # H9G100200 - 016 **Work Order #** LGA2R1AA **Matrix.....:** AIR

Date Sampled...: 07/07/2009 **Date Received..:** 07/10/2009
Prep Date.....: 07/17/2009 **Analysis Date...** 07/17/2009
Prep Batch #.....: 9198404
Dilution Factor.: 1 **Method.....:** TO-15

PARAMETER	RESULTS (ppb(v/v))	REPORTING LIMIT (ppb(v/v))	RESULTS (ug/m3)	REPORTING LIMIT (ug/m3)
Ethylbenzene	ND	0.080	ND	0.35
Methylene chloride	ND	0.20	ND	0.69
Naphthalene	ND	0.20	ND	1.0
Benzene	**0.092**	**0.080**	**0.29**	**0.26**
Tetrachloroethene	**1.1**	**0.080**	**7.8**	**0.54**
Toluene	**0.24**	**0.080**	**0.89**	**0.30**
1,2,4-Trichlorobenzene	ND	0.40	ND	3.0
Trichloroethene	**0.34**	**0.040**	**1.8**	**0.21**
Vinyl chloride	ND	0.080	ND	0.20
o-Xylene	ND	0.080	ND	0.35
Methyl tert-butyl ether	ND	0.40	ND	1.4
m-Xylene & p-Xylene	**0.11**	**0.080**	**0.47**	**0.35**
Carbon tetrachloride	**0.14**	**0.080**	**0.89**	**0.50**
Chloroform	**0.82**	**0.080**	**4.0**	**0.39**
Dichlorodifluoromethane	**8.8**	**0.080**	**43**	**0.40**
1,1-Dichloroethane	ND	0.080	ND	0.32
1,2-Dichloroethane	ND	0.080	ND	0.32
1,1-Dichloroethene	ND	0.080	ND	0.32
cis-1,2-Dichloroethene	ND	0.080	ND	0.32
trans-1,2-Dichloroethene	ND	0.080	ND	0.32

SURROGATE	PERCENT RECOVERY	LABORATORY CONTROL LIMITS (%)
4-Bromofluorobenzene	96	60 - 140

The 'Result' in ug/m3 is calculated using the following equation: Amount Found(before rounding)*(Molecular Weight/24.45)

The 'Reporting Limit' in ug/m3 is calculated using the following equation: (Reporting Limit(before rounding) * Dilution Factor) * (Molecular Weight/24.45)

Tetra Tech NUS, Inc

Client Sample ID: ISG-03-C-6

GC/MS Volatiles

Lot-Sample # H9G100200 - 017 **Work Order #** LGA2T2AA **Matrix.....:** AIR

Date Sampled...: 07/07/2009 **Date Received..:** 07/10/2009
Prep Date.....: 07/23/2009 **Analysis Date...** 07/23/2009
Prep Batch #.....: 9205060
Dilution Factor.: 10 **Method.....:** TO-15

PARAMETER	RESULTS (ppb(v/v))	REPORTING LIMIT (ppb(v/v))	RESULTS (ug/m3)	REPORTING LIMIT (ug/m3)
Ethylbenzene	ND	0.80	ND	3.5
Methylene chloride	**2.6**	**2.0**	**8.9**	**6.9**
Naphthalene	ND	2.0	ND	10
Benzene	ND	0.80	ND	2.6
Tetrachloroethene	**1.2**	**0.80**	**8.3**	**5.4**
Toluene	**10**	**0.80**	**38**	**3.0**
1,2,4-Trichlorobenzene	ND	4.0	ND	30
Trichloroethene	**52**	**0.40**	**280**	**2.1**
Vinyl chloride	ND	0.80	ND	2.0
o-Xylene	ND	0.80	ND	3.5
Methyl tert-butyl ether	ND	4.0	ND	14
m-Xylene & p-Xylene	**1.2**	**0.80**	**5.1**	**3.5**
Carbon tetrachloride	ND	0.80	ND	5.0
Chloroform	**3.9**	**0.80**	**19**	**3.9**
Dichlorodifluoromethane	ND	0.80	ND	4.0
1,1-Dichloroethane	ND	0.80	ND	3.2
1,2-Dichloroethane	ND	0.80	ND	3.2
1,1-Dichloroethene	ND	0.80	ND	3.2
cis-1,2-Dichloroethene	ND	0.80	ND	3.2
trans-1,2-Dichloroethene	ND	0.80	ND	3.2

SURROGATE	PERCENT RECOVERY	LABORATORY CONTROL LIMITS (%)
4-Bromofluorobenzene	103	60 - 140

The 'Result' in ug/m3 is calculated using the following equation: Amount Found(before rounding)*(Molecular Weight/24.45)

The 'Reporting Limit' in ug/m3 is calculated using the following equation: (Reporting Limit(before rounding) * Dilution Factor) * (Molecular Weight/24.45)

Tetra Tech NUS, Inc

Client Sample ID: ISG-04-B-6

GC/MS Volatiles

Lot-Sample #	H9G100200 - 018	**Work Order #**	LGA2W1AA	**Matrix.....:**	AIR

Date Sampled...:	07/07/2009	**Date Received..:**	07/10/2009
Prep Date.....:	07/20/2009	**Analysis Date...**	07/20/2009
Prep Batch #.....:	9202065		
Dilution Factor.:	1	**Method.....:**	TO-15

PARAMETER	RESULTS (ppb(v/v))	REPORTING LIMIT (ppb(v/v))	RESULTS (ug/m3)	REPORTING LIMIT (ug/m3)
Ethylbenzene	**0.17**	**0.080**	**0.72**	**0.35**
Methylene chloride	ND	0.20	ND	0.69
Naphthalene	**1.1**	**0.20**	**5.7**	**1.0**
Benzene	**0.090**	**0.080**	**0.29**	**0.26**
Tetrachloroethene	**0.20**	**0.080**	**1.4**	**0.54**
Toluene	**6.1**	**0.080**	**23**	**0.30**
1,2,4-Trichlorobenzene	ND	0.40	ND	3.0
Trichloroethene	**4.2**	**0.040**	**23**	**0.21**
Vinyl chloride	ND	0.080	ND	0.20
o-Xylene	**0.30**	**0.080**	**1.3**	**0.35**
Methyl tert-butyl ether	ND	0.40	ND	1.4
m-Xylene & p-Xylene	**0.65**	**0.080**	**2.8**	**0.35**
Carbon tetrachloride	**0.18**	**0.080**	**1.1**	**0.50**
Chloroform	**0.21**	**0.080**	**1.0**	**0.39**
Dichlorodifluoromethane	**0.43**	**0.080**	**2.1**	**0.40**
1,1-Dichloroethane	**0.091**	**0.080**	**0.37**	**0.32**
1,2-Dichloroethane	ND	0.080	ND	0.32
1,1-Dichloroethene	ND	0.080	ND	0.32
cis-1,2-Dichloroethene	**1.7**	**0.080**	**6.8**	**0.32**
trans-1,2-Dichloroethene	**0.14**	**0.080**	**0.54**	**0.32**

SURROGATE	PERCENT RECOVERY	LABORATORY CONTROL LIMITS (%)
4-Bromofluorobenzene	101	60 - 140

The 'Result' in ug/m3 is calculated using the following equation: Amount Found(before rounding)*(Molecular Weight/24.45)

The 'Reporting Limit' in ug/m3 is calculated using the following equation: (Reporting Limit(before rounding) * Dilution Factor) * (Molecular Weight/24.45)

Tetra Tech NUS, Inc

Client Sample ID: INTRA-LAB BLANK

GC/MS Volatiles

Lot-Sample # H9G170000 - 140B **Work Order #** LGMGJ1AA **Matrix.....:** AIR

	07/08/2009	**Date Received..:**	07/10/2009
Prep Date.....:	07/16/2009	**Analysis Date...**	07/16/2009
Prep Batch #.....:	9198140		
Dilution Factor.:	1	**Method.....:**	TO-15

PARAMETER	RESULTS (ppb(v/v))	REPORTING LIMIT (ppb(v/v))	RESULTS (ug/m3)	REPORTING LIMIT (ug/m3)
Ethylbenzene	ND	0.080	ND	0.35
Methylene chloride	ND	0.20	ND	0.69
Naphthalene	ND	0.20	ND	1.0
Benzene	ND	0.080	ND	0.26
Tetrachloroethene	ND	0.080	ND	0.54
Toluene	ND	0.080	ND	0.30
1,2,4-Trichlorobenzene	ND	0.40	ND	3.0
Trichloroethene	ND	0.040	ND	0.21
Vinyl chloride	ND	0.080	ND	0.20
o-Xylene	ND	0.080	ND	0.35
Methyl tert-butyl ether	ND	0.40	ND	1.4
m-Xylene & p-Xylene	ND	0.080	ND	0.35
Carbon tetrachloride	ND	0.080	ND	0.50
Chloroform	ND	0.080	ND	0.39
Dichlorodifluoromethane	ND	0.080	ND	0.40
1,1-Dichloroethane	ND	0.080	ND	0.32
1,2-Dichloroethane	ND	0.080	ND	0.32
1,1-Dichloroethene	ND	0.080	ND	0.32
cis-1,2-Dichloroethene	ND	0.080	ND	0.32
trans-1,2-Dichloroethene	ND	0.080	ND	0.32

SURROGATE	PERCENT RECOVERY	LABORATORY CONTROL LIMITS (%)
4-Bromofluorobenzene	97	60 - 140

The 'Result' in ug/m3 is calculated using the following equation: Amount Found(before rounding)*(Molecular Weight/24.45)

The 'Reporting Limit' in ug/m3 is calculated using the following equation: (Reporting Limit(before rounding) * Dilution Factor) * (Molecular Weight/24.45)

Tetra Tech NUS, Inc

Client Sample ID: CHECK SAMPLE

GC/MS Volatiles

Lot-Sample # H9G170000 - 140C **Work Order #** LGMGJ1AC **Matrix.....:** AIR

07/08/2009 **Date Received..:** 07/10/2009
Prep Date.....: 07/16/2009 **Analysis Date...** 07/16/2009
Prep Batch #.....: 9198140
Dilution Factor.: 1 **Method.....:** TO-15

PARAMETER	SPIKE AMOUNT (ppb(v/v))	MEASURED AMOUNT (ppb(v/v))	SPIKE AMOUNT (ug/m3)	MEASURED AMOUNT (ug/m3)	PERCENT RECOVERY		RECOVERY LIMITS
Ethylbenzene	2.50	1.96	11	8.5	78		70 - 130
Methylene chloride	2.50	2.37	8.7	8.2	95		70 - 130
Naphthalene	2.50	1.99	13	10	80		60 - 140
Benzene	2.50	2.35	8.0	7.5	94		70 - 130
Tetrachloroethene	2.50	1.99	17	13	80		70 - 130
Toluene	2.50	1.90	9.4	7.2	76		70 - 130
1,2,4-Trichlorobenzene	2.50	1.68	19	12	67		60 - 140
Trichloroethene	2.50	1.99	13	11	79		70 - 130
Vinyl chloride	2.50	3.42	6.4	8.7	137	a	70 - 130
o-Xylene	2.50	2.08	11	9.0	83		70 - 130
Methyl tert-butyl ether	2.50	2.49	9.0	9.0	100		60 - 140
m-Xylene & p-Xylene	5.00	3.96	22	17	79		70 - 130
Carbon tetrachloride	2.50	2.59	16	16	104		70 - 130
Chloroform	2.50	2.77	12	14	111		70 - 130
Dichlorodifluoromethane	2.50	3.40	12	17	136		60 - 140
1,1-Dichloroethane	2.50	2.85	10	12	114		70 - 130
1,2-Dichloroethane	2.50	2.66	10	11	106		70 - 130
1,1-Dichloroethene	2.50	2.50	9.9	9.9	100		70 - 130
cis-1,2-Dichloroethene	2.50	2.38	9.9	9.5	95		70 - 130
trans-1,2-Dichloroethene	2.50	2.57	9.9	10	103		70 - 130

SURROGATE	PERCENT RECOVERY	LABORATORY CONTROL LIMITS (%)
4-Bromofluorobenzene	102	60 - 140

Qualifiers

a Spiked analyte recovery is outside stated control limits.

The 'Result' in ug/m3 is calculated using the following equation: Amount Found(before rounding)*(Molecular Weight/24.45)

The 'Reporting Limit' in ug/m3 is calculated using the following equation: (Reporting Limit(before rounding) * Dilution Factor) * (Molecular Weight/24.45)

Tetra Tech NUS, Inc

Client Sample ID: INTRA-LAB BLANK

GC/MS Volatiles

Lot-Sample #	H9G170000 - 404B	**Work Order #**	LGNPF1AA	**Matrix.....:**	AIR

	07/08/2009	**Date Received..:**	07/10/2009
Prep Date.....:	07/17/2009	**Analysis Date...**	07/17/2009
Prep Batch #.....:	9198404		
Dilution Factor.:	1	**Method.....:**	TO-15

PARAMETER	RESULTS (ppb(v/v))	REPORTING LIMIT (ppb(v/v))	RESULTS (ug/m3)	REPORTING LIMIT (ug/m3)
Ethylbenzene	ND	0.080	ND	0.35
Methylene chloride	ND	0.20	ND	0.69
Naphthalene	ND	0.20	ND	1.0
Benzene	ND	0.080	ND	0.26
Tetrachloroethene	ND	0.080	ND	0.54
Toluene	ND	0.080	ND	0.30
1,2,4-Trichlorobenzene	ND	0.40	ND	3.0
Trichloroethene	ND	0.040	ND	0.21
Vinyl chloride	ND	0.080	ND	0.20
o-Xylene	ND	0.080	ND	0.35
Methyl tert-butyl ether	ND	0.40	ND	1.4
m-Xylene & p-Xylene	ND	0.080	ND	0.35
Carbon tetrachloride	ND	0.080	ND	0.50
Chloroform	ND	0.080	ND	0.39
Dichlorodifluoromethane	ND	0.080	ND	0.40
1,1-Dichloroethane	ND	0.080	ND	0.32
1,2-Dichloroethane	ND	0.080	ND	0.32
1,1-Dichloroethene	ND	0.080	ND	0.32
cis-1,2-Dichloroethene	ND	0.080	ND	0.32
trans-1,2-Dichloroethene	ND	0.080	ND	0.32

SURROGATE	PERCENT RECOVERY	LABORATORY CONTROL LIMITS (%)
4-Bromofluorobenzene	94	60 - 140

The 'Result' in ug/m3 is calculated using the following equation: Amount Found(before rounding)*(Molecular Weight/24.45)

The 'Reporting Limit' in ug/m3 is calculated using the following equation: (Reporting Limit(before rounding) * Dilution Factor) * (Molecular Weight/24.45)

Tetra Tech NUS, Inc

Client Sample ID: CHECK SAMPLE

GC/MS Volatiles

Lot-Sample # H9G170000 - 404C **Work Order #** LGNPF1AC **Matrix.....:** AIR

07/08/2009 **Date Received..:** 07/10/2009
Prep Date.....: 07/17/2009 **Analysis Date...** 07/17/2009
Prep Batch #.....: 9198404
Dilution Factor.: 1 **Method.....:** TO-15

PARAMETER	SPIKE AMOUNT (ppb(v/v))	MEASURED AMOUNT (ppb(v/v))	SPIKE AMOUNT (ug/m3)	MEASURED AMOUNT (ug/m3)	PERCENT RECOVERY	RECOVERY LIMITS
Ethylbenzene	2.50	2.29	11	9.9	91	70 - 130
Methylene chloride	2.50	2.17	8.7	7.5	87	70 - 130
Naphthalene	2.50	2.09	13	11	83	60 - 140
Benzene	2.50	2.10	8.0	6.7	84	70 - 130
Tetrachloroethene	2.50	1.99	17	13	80	70 - 130
Toluene	2.50	2.09	9.4	7.9	84	70 - 130
1,2,4-Trichlorobenzene	2.50	1.68	19	12	67	60 - 140
Trichloroethene	2.50	2.05	13	11	82	70 - 130
Vinyl chloride	2.50	2.01	6.4	5.1	80	70 - 130
o-Xylene	2.50	2.27	11	9.9	91	70 - 130
Methyl tert-butyl ether	2.50	3.20	9.0	12	128	60 - 140
m-Xylene & p-Xylene	5.00	4.55	22	20	91	70 - 130
Carbon tetrachloride	2.50	2.01	16	13	80	70 - 130
Chloroform	2.50	2.66	12	13	106	70 - 130
Dichlorodifluoromethane	2.50	1.87	12	9.3	75	60 - 140
1,1-Dichloroethane	2.50	2.63	10	11	105	70 - 130
1,2-Dichloroethane	2.50	2.40	10	9.7	96	70 - 130
1,1-Dichloroethene	2.50	1.88	9.9	7.4	75	70 - 130
cis-1,2-Dichloroethene	2.50	2.35	9.9	9.3	94	70 - 130
trans-1,2-Dichloroethene	2.50	2.46	9.9	9.8	98	70 - 130

SURROGATE	PERCENT RECOVERY	LABORATORY CONTROL LIMITS (%)
4-Bromofluorobenzene	100	60 - 140

The 'Result' in ug/m3 is calculated using the following equation: Amount Found(before rounding)*(Molecular Weight/24.45)

The 'Reporting Limit' in ug/m3 is calculated using the following equation: (Reporting Limit(before rounding) * Dilution Factor) * (Molecular Weight/24.45)

Tetra Tech NUS, Inc

Client Sample ID: INTRA-LAB BLANK

GC/MS Volatiles

Lot-Sample # H9G200000 - 121B **Work Order #** LGPW61AA **Matrix.....:** AIR

	07/07/2009	**Date Received..:**	07/10/2009
Prep Date.....:	07/17/2009	**Analysis Date...**	07/17/2009
Prep Batch #.....:	9201121		
Dilution Factor.:	1	**Method.....:**	TO-15

PARAMETER	RESULTS (ppb(v/v))	REPORTING LIMIT (ppb(v/v))	RESULTS (ug/m3)	REPORTING LIMIT (ug/m3)
Ethylbenzene	ND	0.080	ND	0.35
Methylene chloride	ND	0.20	ND	0.69
Naphthalene	ND	0.20	ND	1.0
Benzene	ND	0.080	ND	0.26
Tetrachloroethene	ND	0.080	ND	0.54
Toluene	ND	0.080	ND	0.30
1,2,4-Trichlorobenzene	ND	0.40	ND	3.0
Trichloroethene	ND	0.040	ND	0.21
Vinyl chloride	ND	0.080	ND	0.20
o-Xylene	ND	0.080	ND	0.35
Methyl tert-butyl ether	ND	0.40	ND	1.4
m-Xylene & p-Xylene	ND	0.080	ND	0.35
Carbon tetrachloride	ND	0.080	ND	0.50
Chloroform	ND	0.080	ND	0.39
Dichlorodifluoromethane	ND	0.080	ND	0.40
1,1-Dichloroethane	ND	0.080	ND	0.32
1,2-Dichloroethane	ND	0.080	ND	0.32
1,1-Dichloroethene	ND	0.080	ND	0.32
cis-1,2-Dichloroethene	ND	0.080	ND	0.32
trans-1,2-Dichloroethene	ND	0.080	ND	0.32

SURROGATE	PERCENT RECOVERY	LABORATORY CONTROL LIMITS (%)
4-Bromofluorobenzene	97	60 - 140

The 'Result' in ug/m3 is calculated using the following equation: Amount Found(before rounding)*(Molecular Weight/24.45)

The 'Reporting Limit' in ug/m3 is calculated using the following equation: (Reporting Limit(before rounding) * Dilution Factor) * (Molecular Weight/24.45)

Tetra Tech NUS, Inc

Client Sample ID: CHECK SAMPLE

GC/MS Volatiles

Lot-Sample # H9G200000 - 121C **Work Order #** LGPW61AC **Matrix.....:** AIR

	07/07/2009	**Date Received..:**	07/10/2009
Prep Date.....:	07/17/2009	**Analysis Date...**	07/17/2009
Prep Batch #.....:	9201121		
Dilution Factor.:	1	**Method.....:**	TO-15

PARAMETER	SPIKE AMOUNT (ppb(v/v))	MEASURED AMOUNT (ppb(v/v))	SPIKE AMOUNT (ug/m3)	MEASURED AMOUNT (ug/m3)	PERCENT RECOVERY	RECOVERY LIMITS
Ethylbenzene	2.50	2.17	11	9.4	87	70 - 130
Methylene chloride	2.50	2.45	8.7	8.5	98	70 - 130
Naphthalene	2.50	2.24	13	12	90	60 - 140
Benzene	2.50	2.22	8.0	7.1	89	70 - 130
Tetrachloroethene	2.50	2.27	17	15	91	70 - 130
Toluene	2.50	2.10	9.4	7.9	84	70 - 130
1,2,4-Trichlorobenzene	2.50	2.37	19	18	95	60 - 140
Trichloroethene	2.50	2.51	13	13	100	70 - 130
Vinyl chloride	2.50	2.58	6.4	6.6	103	70 - 130
o-Xylene	2.50	2.20	11	9.5	88	70 - 130
Methyl tert-butyl ether	2.50	2.89	9.0	10	116	60 - 140
m-Xylene & p-Xylene	5.00	4.54	22	20	91	70 - 130
Carbon tetrachloride	2.50	1.82	16	11	73	70 - 130
Chloroform	2.50	2.65	12	13	106	70 - 130
Dichlorodifluoromethane	2.50	2.74	12	14	109	60 - 140
1,1-Dichloroethane	2.50	2.69	10	11	108	70 - 130
1,2-Dichloroethane	2.50	2.20	10	8.9	88	70 - 130
1,1-Dichloroethene	2.50	2.60	9.9	10	104	70 - 130
cis-1,2-Dichloroethene	2.50	2.59	9.9	10	104	70 - 130
trans-1,2-Dichloroethene	2.50	2.68	9.9	11	107	70 - 130

SURROGATE	PERCENT RECOVERY	LABORATORY CONTROL LIMITS (%)
4-Bromofluorobenzene	100	60 - 140

The 'Result' in ug/m3 is calculated using the following equation: Amount Found(before rounding)*(Molecular Weight/24.45)

The 'Reporting Limit' in ug/m3 is calculated using the following equation: (Reporting Limit(before rounding) * Dilution Factor) * (Molecular Weight/24.45)

Tetra Tech NUS, Inc

Client Sample ID: INTRA-LAB BLANK

GC/MS Volatiles

Lot-Sample # H9G210000 - 065B **Work Order #** LGQ691AA **Matrix.....:** AIR

	07/07/2009	**Date Received..:**	07/10/2009
Prep Date.....:	07/20/2009	**Analysis Date...**	07/20/2009
Prep Batch #.....:	9202065		
Dilution Factor.:	1	**Method.....:**	TO-15

PARAMETER	RESULTS (ppb(v/v))	REPORTING LIMIT (ppb(v/v))	RESULTS (ug/m3)	REPORTING LIMIT (ug/m3)
Ethylbenzene	ND	0.080	ND	0.35
Methylene chloride	ND	0.20	ND	0.69
Naphthalene	ND	0.20	ND	1.0
Benzene	ND	0.080	ND	0.26
Tetrachloroethene	ND	0.080	ND	0.54
Toluene	ND	0.080	ND	0.30
1,2,4-Trichlorobenzene	ND	0.40	ND	3.0
Trichloroethene	ND	0.040	ND	0.21
Vinyl chloride	ND	0.080	ND	0.20
o-Xylene	ND	0.080	ND	0.35
Methyl tert-butyl ether	ND	0.40	ND	1.4
m-Xylene & p-Xylene	ND	0.080	ND	0.35
Carbon tetrachloride	ND	0.080	ND	0.50
Chloroform	ND	0.080	ND	0.39
Dichlorodifluoromethane	ND	0.080	ND	0.40
1,1-Dichloroethane	ND	0.080	ND	0.32
1,2-Dichloroethane	ND	0.080	ND	0.32
1,1-Dichloroethene	ND	0.080	ND	0.32
cis-1,2-Dichloroethene	ND	0.080	ND	0.32
trans-1,2-Dichloroethene	ND	0.080	ND	0.32

SURROGATE	PERCENT RECOVERY	LABORATORY CONTROL LIMITS (%)
4-Bromofluorobenzene	103	60 - 140

The 'Result' in ug/m3 is calculated using the following equation: Amount Found(before rounding)*(Molecular Weight/24.45)

The 'Reporting Limit' in ug/m3 is calculated using the following equation: (Reporting Limit(before rounding) * Dilution Factor) * (Molecular Weight/24.45)

Tetra Tech NUS, Inc

Client Sample ID: CHECK SAMPLE

GC/MS Volatiles

Lot-Sample # H9G210000 - 065C **Work Order #** LGQ691AC **Matrix.....:** AIR

	07/07/2009	**Date Received..:**	07/10/2009
Prep Date.....:	07/20/2009	**Analysis Date...**	07/20/2009
Prep Batch #.....:	9202065		
Dilution Factor.:	1	**Method.....:**	TO-15

PARAMETER	SPIKE AMOUNT (ppb(v/v))	MEASURED AMOUNT (ppb(v/v))	SPIKE AMOUNT (ug/m3)	MEASURED AMOUNT (ug/m3)	PERCENT RECOVERY	RECOVERY LIMITS
Ethylbenzene	12.5	10.3	54	45	83	70 - 130
Methylene chloride	12.5	11.3	43	39	90	70 - 130
Naphthalene	12.5	13.2	66	69	106	60 - 140
Benzene	12.5	11.9	40	38	95	70 - 130
Tetrachloroethene	12.5	10.6	85	72	85	70 - 130
Toluene	12.5	10.3	47	39	82	70 - 130
1,2,4-Trichlorobenzene	12.5	12.4	93	92	99	60 - 140
Trichloroethene	12.5	12.0	67	65	96	70 - 130
Vinyl chloride	12.5	12.5	32	32	100	70 - 130
o-Xylene	12.5	10.2	54	44	81	70 - 130
Methyl tert-butyl ether	12.5	10.3	45	37	82	60 - 140
m-Xylene & p-Xylene	25.0	20.9	110	91	84	70 - 130
Carbon tetrachloride	12.5	14.8	79	93	118	70 - 130
Chloroform	12.5	12.1	61	59	97	70 - 130
Dichlorodifluoromethane	12.5	12.1	62	60	97	60 - 140
1,1-Dichloroethane	12.5	12.9	51	52	103	70 - 130
1,2-Dichloroethane	12.5	13.7	51	55	110	70 - 130
1,1-Dichloroethene	12.5	13.5	50	54	108	70 - 130
cis-1,2-Dichloroethene	12.5	12.3	50	49	98	70 - 130
trans-1,2-Dichloroethene	12.5	11.6	50	46	93	70 - 130

SURROGATE	PERCENT RECOVERY	LABORATORY CONTROL LIMITS (%)
4-Bromofluorobenzene	108	60 - 140

The 'Result' in ug/m3 is calculated using the following equation: Amount Found(before rounding)*(Molecular Weight/24.45)

The 'Reporting Limit' in ug/m3 is calculated using the following equation: (Reporting Limit(before rounding) * Dilution Factor) * (Molecular Weight/24.45)

Tetra Tech NUS, Inc

Client Sample ID: INTRA-LAB BLANK

GC/MS Volatiles

Lot-Sample # H9G240000 - 060B **Work Order #** LG1EN1AA **Matrix.....:** AIR

	07/08/2009	**Date Received..:**	07/10/2009
Prep Date.....:	07/23/2009	**Analysis Date...**	07/23/2009
Prep Batch #.....:	9205060		
Dilution Factor.:	1	**Method.....:**	TO-15

PARAMETER	RESULTS (ppb(v/v))	REPORTING LIMIT (ppb(v/v))	RESULTS (ug/m3)	REPORTING LIMIT (ug/m3)
Ethylbenzene	ND	0.080	ND	0.35
Methylene chloride	ND	0.20	ND	0.69
Naphthalene	ND	0.20	ND	1.0
Benzene	ND	0.080	ND	0.26
Tetrachloroethene	ND	0.080	ND	0.54
Toluene	ND	0.080	ND	0.30
1,2,4-Trichlorobenzene	ND	0.40	ND	3.0
Trichloroethene	ND	0.040	ND	0.21
Vinyl chloride	ND	0.080	ND	0.20
o-Xylene	ND	0.080	ND	0.35
Methyl tert-butyl ether	ND	0.40	ND	1.4
m-Xylene & p-Xylene	ND	0.080	ND	0.35
Carbon tetrachloride	ND	0.080	ND	0.50
Chloroform	ND	0.080	ND	0.39
Dichlorodifluoromethane	ND	0.080	ND	0.40
1,1-Dichloroethane	ND	0.080	ND	0.32
1,2-Dichloroethane	ND	0.080	ND	0.32
1,1-Dichloroethene	ND	0.080	ND	0.32
cis-1,2-Dichloroethene	ND	0.080	ND	0.32
trans-1,2-Dichloroethene	ND	0.080	ND	0.32

SURROGATE	PERCENT RECOVERY	LABORATORY CONTROL LIMITS (%)
4-Bromofluorobenzene	103	60 - 140

The 'Result' in ug/m3 is calculated using the following equation: Amount Found(before rounding)*(Molecular Weight/24.45)

The 'Reporting Limit' in ug/m3 is calculated using the following equation: (Reporting Limit(before rounding) * Dilution Factor) * (Molecular Weight/24.45)

Tetra Tech NUS, Inc

Client Sample ID: CHECK SAMPLE

GC/MS Volatiles

Lot-Sample # H9G240000 - 060C **Work Order #** LG1EN1AC **Matrix.....:** AIR

	07/08/2009	**Date Received..:**	07/10/2009
Prep Date.....:	07/23/2009	**Analysis Date...**	07/23/2009
Prep Batch #.....:	9205060		
Dilution Factor.:	1	**Method.....:**	TO-15

PARAMETER	SPIKE AMOUNT (ppb(v/v))	MEASURED AMOUNT (ppb(v/v))	SPIKE AMOUNT (ug/m3)	MEASURED AMOUNT (ug/m3)	PERCENT RECOVERY	RECOVERY LIMITS
Ethylbenzene	12.5	10.7	54	47	86	70 - 130
Methylene chloride	12.5	11.3	43	39	91	70 - 130
Naphthalene	12.5	14.1	66	74	112	60 - 140
Benzene	12.5	11.0	40	35	88	70 - 130
Tetrachloroethene	12.5	10.8	85	73	86	70 - 130
Toluene	12.5	10.5	47	40	84	70 - 130
1,2,4-Trichlorobenzene	12.5	13.0	93	97	104	60 - 140
Trichloroethene	12.5	11.9	67	64	95	70 - 130
Vinyl chloride	12.5	12.8	32	33	102	70 - 130
o-Xylene	12.5	10.5	54	46	84	70 - 130
Methyl tert-butyl ether	12.5	10.9	45	39	87	60 - 140
m-Xylene & p-Xylene	25.0	22.0	110	95	88	70 - 130
Carbon tetrachloride	12.5	15.2	79	96	122	70 - 130
Chloroform	12.5	12.2	61	59	97	70 - 130
Dichlorodifluoromethane	12.5	12.1	62	60	97	60 - 140
1,1-Dichloroethane	12.5	13.0	51	53	104	70 - 130
1,2-Dichloroethane	12.5	12.1	51	49	97	70 - 130
1,1-Dichloroethene	12.5	13.8	50	55	110	70 - 130
cis-1,2-Dichloroethene	12.5	12.3	50	49	98	70 - 130
trans-1,2-Dichloroethene	12.5	11.7	50	46	93	70 - 130

SURROGATE	PERCENT RECOVERY	LABORATORY CONTROL LIMITS (%)
4-Bromofluorobenzene	104	60 - 140

The 'Result' in ug/m3 is calculated using the following equation: Amount Found(before rounding)*(Molecular Weight/24.45)

The 'Reporting Limit' in ug/m3 is calculated using the following equation: (Reporting Limit(before rounding) * Dilution Factor) * (Molecular Weight/24.45)

ANALYTICAL REPORT

PROJECT NO. 112IC02182 - MRC IAQ

Middle River, Maryland

Lot #: H9G100212

Rick Samuels

Tetra Tech NUS Inc
2171 West Park Court
Suite E
Stone Mountain, GA 30087

TESTAMERICA LABORATORIES, INC.

Terry Wasmund
Project Manager

July 31, 2009

ANALYTICAL METHODS SUMMARY

H9G100212

PARAMETER	ANALYTICAL METHOD
Volatile Organics by TO15	EPA-2 TO-15

References:

EPA-2 "Compendium of Methods for the Determination of Toxic Organic Compounds in Ambient Air", EPA-625/R-96/010b, January 1999.

SAMPLE SUMMARY

H9G100212

WO #	SAMPLE#	CLIENT SAMPLE ID	SAMPLED DATE	SAMP TIME
LGA3X	001	SV-B-DUP2	07/07/09	07:30
LGA4A	002	SV-B-1-6	07/07/09	11:39
LGA4E	003	SV-B-2-6	07/07/09	11:48
LGA4J	004	ISG-09-B-6	07/07/09	11:58
LGA4N	005	ISG-10-B-6	07/07/09	12:07
LGA4Q	006	IAQ-C5-6	07/07/09	17:02
LGA4W	007	IAQ-C4-6	07/07/09	17:01
LGA4X	008	IAQ-B8-6	07/07/09	17:11
LGA41	009	IAQ-B7-6	07/07/09	17:10
LGA45	010	IAQ-B5-6	07/07/09	17:31
LGA46	011	IAQ-B3-6	07/07/09	17:32
LGA47	012	IAQ-C2-6	07/07/09	16:57
LGA48	013	IAQ-C1-6	07/07/09	16:55
LGA49	014	IAQ-C3-6	07/07/09	16:59
LGA5C	015	IAQ-B9-6	07/07/09	17:13
LGA5F	016	IAQ-B10-6	07/07/09	17:14
LGA5H	017	IAQ-B2-6	07/07/09	17:23
LGA5N	018	IAQ-A1-6	07/08/09	16:29
LGA5R	019	IAQ-A2-6	07/08/09	16:39
LGA5W	020	IAQ-A3-6	07/08/09	16:49
LGA51	021	IAQ-A4-6	07/08/09	16:54

NOTE(S):

- The analytical results of the samples listed above are presented on the following pages.
- All calculations are performed before rounding to avoid round-off errors in calculated results.
- Results noted as "ND" were not detected at or above the stated limit.
- This report must not be reproduced, except in full, without the written approval of the laboratory.
- Results for the following parameters are never reported on a dry weight basis: color, corrosivity, density, flashpoint, ignitability, layers, odor, paint filter test, pH, porosity pressure, reactivity, redox potential, specific gravity, spot tests, solids, solubility, temperature, viscosity, and weight.

PROJECT NARRATIVE
H9G100212

TetraTech NUS
Job 112IC02182
Subcontract Order # 1049456
Middle River, Maryland

The results reported herein are applicable to the samples submitted for analysis only.

This report shall not be reproduced except in full, without the written approval of the laboratory.

The original chain of custody documentation is included with this report.

Sample Receipt

The chain of custody shows that sample IAQ-C5-6 was collected in Summa Canister ID 7505; but the sample was in Summa Canister ID 1131.

Quality Control and Data Interpretation

Unless otherwise noted, all holding times and QC criteria were met and the test results shown in this report meet all applicable NELAC requirements.

EPA methods TO-14A and TO-15 specify the use of humidified "zero air" as the blank reagent for canister cleaning, instrument calibration and sample analysis. Ultra-high purity humidified nitrogen from a cryogenic reservoir is used in place of "zero air" by TestAmerica Knoxville.

The EPA method requires that all target analytes in the continuing calibration verification standard be within 30% difference from the initial calibration. According to the laboratory standard operating procedure, the continuing calibration is acceptable if it meets the laboratory control sample acceptance criteria. Even though the calibration verification analyzed on 07/17/09, batch 9198404, exhibited a % difference of > 30% for 1,2,4-trichlorobenzene, the results were within the LCS acceptance limits.

TestAmerica Knoxville maintains the following certifications, approvals and accreditations: Arkansas DEQ Lab #88-0688, California DHS ELAP Cert. #2423, Colorado DPHE, Connecticut DPH Lab #PH-0223, Florida DOH Lab #E87177, Georgia DNR Lab #906, Hawaii DOH, Illinois EPA Lab #200012, Indiana DOH Lab #C-TN-02, Iowa DNR Lab #375, Kansas DHE Cert. #E-10349, Kentucky DEP Lab #90101, Louisiana DEQ Cert. #03079, Louisiana DOHH, Maryland DOE Cert. #277, Michigan DEQ Lab #9933, Nevada DEP, New Jersey DEP Lab #TN001, New York DOH Lab #10781, North Carolina DPH Lab #21705, North Carolina DEHNR Cert. #64, Ohio EPA VAP Lab #CL0059, Oklahoma DEQ Lab #9415, Pennsylvania DEP Lab #68-00576, South Carolina DHEC Cert #84001001, Tennessee DOH Lab #02014, Texas CEQ, Utah DOH Lab # QUAN3, Virginia DGS Lab #00165, Washington DOE Lab #C1314, West Virginia DEP Cert. #345, West Virginia DHHR Cert #9955C, Wisconsin DNR Lab #998044300, Naval Facilities Engineering Service Center and USDA Soil Permit #S-46424. This list of approvals is subject to change and does not imply that laboratory certification is available for all parameters reported in this environmental sample data report.

Sample Data Summary

Tetra Tech NUS, Inc

Client Sample ID: SV-B-DUP2

GC/MS Volatiles

Lot-Sample #	H9G100212 - 001	**Work Order #**	LGA3X1AA	**Matrix.....:**	AIR

Date Sampled...:	07/07/2009	**Date Received..:**	07/10/2009
Prep Date.....:	07/16/2009	**Analysis Date...**	07/16/2009
Prep Batch #.....:	9198325		
Dilution Factor.:	1	**Method.....:**	TO-15

PARAMETER	RESULTS (ppb(v/v))	REPORTING LIMIT (ppb(v/v))	RESULTS (ug/m3)	REPORTING LIMIT (ug/m3)
Ethylbenzene	**1.4**	**0.080**	**6.3**	**0.35**
Methylene chloride	**0.43**	**0.20**	**1.5**	**0.69**
Naphthalene	**3.4**	**0.20**	**18**	**1.0**
Benzene	**0.41**	**0.080**	**1.3**	**0.26**
Tetrachloroethene	**0.65**	**0.080**	**4.4**	**0.54**
Toluene	**16**	**0.080**	**59**	**0.30**
1,2,4-Trichlorobenzene	**0.55**	**0.40**	**4.1**	**3.0**
Trichloroethene	**0.29**	**0.040**	**1.6**	**0.21**
Vinyl chloride	ND	0.080	ND	0.20
o-Xylene	**1.1**	**0.080**	**4.7**	**0.35**
Methyl tert-butyl ether	ND	0.40	ND	1.4
m-Xylene & p-Xylene	**2.8**	**0.080**	**12**	**0.35**
Carbon tetrachloride	**0.092**	**0.080**	**0.58**	**0.50**
Chloroform	**0.80**	**0.080**	**3.9**	**0.39**
Dichlorodifluoromethane	**0.50**	**0.080**	**2.5**	**0.40**
1,1-Dichloroethane	ND	0.080	ND	0.32
1,2-Dichloroethane	ND	0.080	ND	0.32
1,1-Dichloroethene	ND	0.080	ND	0.32
cis-1,2-Dichloroethene	ND	0.080	ND	0.32
trans-1,2-Dichloroethene	ND	0.080	ND	0.32

SURROGATE	PERCENT RECOVERY	LABORATORY CONTROL LIMITS (%)
4-Bromofluorobenzene	92	60 - 140

The 'Result' in ug/m3 is calculated using the following equation: Amount Found(before rounding)*(Molecular Weight/24.45)

The 'Reporting Limit' in ug/m3 is calculated using the following equation: (Reporting Limit(before rounding) * Dilution Factor) * (Molecular Weight/24.45)

Tetra Tech NUS, Inc

Client Sample ID: SV-B-1-6

GC/MS Volatiles

Lot-Sample #	H9G100212 - 002	**Work Order #**	LGA4A1AA	**Matrix.....:**	AIR

Date Sampled...:	07/07/2009	**Date Received..:**	07/10/2009
Prep Date.....:	07/16/2009	**Analysis Date...**	07/17/2009
Prep Batch #.....:	9198325		
Dilution Factor.:	2.5	**Method.....:**	TO-15

PARAMETER	RESULTS (ppb(v/v))	REPORTING LIMIT (ppb(v/v))	RESULTS (ug/m3)	REPORTING LIMIT (ug/m3)
Ethylbenzene	**4.2**	**0.20**	**18**	**0.87**
Methylene chloride	**0.80**	**0.50**	**2.8**	**1.7**
Naphthalene	**32**	**0.50**	**170**	**2.6**
Benzene	**2.2**	**0.20**	**7.0**	**0.64**
Tetrachloroethene	**0.55**	**0.20**	**3.8**	**1.4**
Toluene	**34**	**0.20**	**130**	**0.75**
1,2,4-Trichlorobenzene	ND	1.0	ND	7.4
Trichloroethene	**2.6**	**0.10**	**14**	**0.54**
Vinyl chloride	ND	0.20	ND	0.51
o-Xylene	**5.6**	**0.20**	**24**	**0.87**
Methyl tert-butyl ether	ND	1.0	ND	3.6
m-Xylene & p-Xylene	**11**	**0.20**	**49**	**0.87**
Carbon tetrachloride	ND	0.20	ND	1.3
Chloroform	**1.0**	**0.20**	**4.9**	**0.98**
Dichlorodifluoromethane	**0.70**	**0.20**	**3.5**	**0.99**
1,1-Dichloroethane	ND	0.20	ND	0.81
1,2-Dichloroethane	ND	0.20	ND	0.81
1,1-Dichloroethene	ND	0.20	ND	0.79
cis-1,2-Dichloroethene	ND	0.20	ND	0.79
trans-1,2-Dichloroethene	ND	0.20	ND	0.79

SURROGATE	PERCENT RECOVERY	LABORATORY CONTROL LIMITS (%)
4-Bromofluorobenzene	100	60 - 140

The 'Result' in ug/m3 is calculated using the following equation: Amount Found(before rounding)*(Molecular Weight/24.45)

The 'Reporting Limit' in ug/m3 is calculated using the following equation: (Reporting Limit(before rounding) * Dilution Factor) * (Molecular Weight/24.45)

Tetra Tech NUS, Inc

Client Sample ID: SV-B-2-6

GC/MS Volatiles

Lot-Sample # H9G100212 - 003 **Work Order #** LGA4E1AA **Matrix.....:** AIR

Date Sampled...: 07/07/2009 **Date Received..:** 07/10/2009
Prep Date.....: 07/16/2009 **Analysis Date...** 07/17/2009
Prep Batch #.....: 9198325
Dilution Factor.: 1 **Method.....:** TO-15

PARAMETER	RESULTS (ppb(v/v))	REPORTING LIMIT (ppb(v/v))	RESULTS (ug/m3)	REPORTING LIMIT (ug/m3)
Ethylbenzene	**1.4**	**0.080**	**6.1**	**0.35**
Methylene chloride	**0.45**	**0.20**	**1.5**	**0.69**
Naphthalene	**4.5**	**0.20**	**24**	**1.0**
Benzene	**0.39**	**0.080**	**1.3**	**0.26**
Tetrachloroethene	**0.61**	**0.080**	**4.1**	**0.54**
Toluene	**15**	**0.080**	**58**	**0.30**
1,2,4-Trichlorobenzene	**0.68**	**0.40**	**5.0**	**3.0**
Trichloroethene	**0.28**	**0.040**	**1.5**	**0.21**
Vinyl chloride	ND	0.080	ND	0.20
o-Xylene	**1.1**	**0.080**	**4.6**	**0.35**
Methyl tert-butyl ether	ND	0.40	ND	1.4
m-Xylene & p-Xylene	**2.7**	**0.080**	**12**	**0.35**
Carbon tetrachloride	**0.094**	**0.080**	**0.59**	**0.50**
Chloroform	**0.82**	**0.080**	**4.0**	**0.39**
Dichlorodifluoromethane	**0.54**	**0.080**	**2.7**	**0.40**
1,1-Dichloroethane	ND	0.080	ND	0.32
1,2-Dichloroethane	ND	0.080	ND	0.32
1,1-Dichloroethene	ND	0.080	ND	0.32
cis-1,2-Dichloroethene	ND	0.080	ND	0.32
trans-1,2-Dichloroethene	ND	0.080	ND	0.32

SURROGATE	PERCENT RECOVERY	LABORATORY CONTROL LIMITS (%)
4-Bromofluorobenzene	102	60 - 140

The 'Result' in ug/m3 is calculated using the following equation: Amount Found(before rounding)*(Molecular Weight/24.45)

The 'Reporting Limit' in ug/m3 is calculated using the following equation: (Reporting Limit(before rounding) * Dilution Factor) * (Molecular Weight/24.45)

Tetra Tech NUS, Inc

Client Sample ID: ISG-09-B-6

GC/MS Volatiles

Lot-Sample # H9G100212 - 004 **Work Order #** LGA4J1AA **Matrix.....:** AIR

Date Sampled...: 07/07/2009 **Date Received..:** 07/10/2009
Prep Date.....: 07/23/2009 **Analysis Date...** 07/23/2009
Prep Batch #.....: 9205060
Dilution Factor.: 10 **Method.....:** TO-15

PARAMETER	RESULTS (ppb(v/v))	REPORTING LIMIT (ppb(v/v))	RESULTS (ug/m3)	REPORTING LIMIT (ug/m3)
Ethylbenzene	**0.88**	**0.80**	**3.8**	**3.5**
Methylene chloride	ND	2.0	ND	6.9
Naphthalene	**2.4**	**2.0**	**12**	**10**
Benzene	ND	0.80	ND	2.6
Tetrachloroethene	**1.9**	**0.80**	**13**	**5.4**
Toluene	**77**	**0.80**	**290**	**3.0**
1,2,4-Trichlorobenzene	ND	4.0	ND	30
Trichloroethene	**0.53**	**0.40**	**2.8**	**2.1**
Vinyl chloride	ND	0.80	ND	2.0
o-Xylene	**1.4**	**0.80**	**6.1**	**3.5**
Methyl tert-butyl ether	ND	4.0	ND	14
m-Xylene & p-Xylene	**3.3**	**0.80**	**14**	**3.5**
Carbon tetrachloride	**68**	**0.80**	**430**	**5.0**
Chloroform	**1.4**	**0.80**	**7.1**	**3.9**
Dichlorodifluoromethane	ND	0.80	ND	4.0
1,1-Dichloroethane	ND	0.80	ND	3.2
1,2-Dichloroethane	ND	0.80	ND	3.2
1,1-Dichloroethene	ND	0.80	ND	3.2
cis-1,2-Dichloroethene	ND	0.80	ND	3.2
trans-1,2-Dichloroethene	ND	0.80	ND	3.2

SURROGATE	PERCENT RECOVERY	LABORATORY CONTROL LIMITS (%)
4-Bromofluorobenzene	106	60 - 140

The 'Result' in ug/m3 is calculated using the following equation: Amount Found(before rounding)*(Molecular Weight/24.45)

The 'Reporting Limit' in ug/m3 is calculated using the following equation: (Reporting Limit(before rounding) * Dilution Factor) * (Molecular Weight/24.45)

Tetra Tech NUS, Inc

Client Sample ID: ISG-10-B-6

GC/MS Volatiles

Lot-Sample #	H9G100212 - 005	**Work Order #**	LGA4N1AA	**Matrix.....:**	AIR

Date Sampled...:	07/07/2009	**Date Received..:**	07/10/2009
Prep Date.....:	07/17/2009	**Analysis Date...**	07/17/2009
Prep Batch #.....:	9201121		
Dilution Factor.:	1	**Method.....:**	TO-15

PARAMETER	RESULTS (ppb(v/v))	REPORTING LIMIT (ppb(v/v))	RESULTS (ug/m3)	REPORTING LIMIT (ug/m3)
Ethylbenzene	**0.38**	**0.080**	**1.6**	**0.35**
Methylene chloride	**0.34**	**0.20**	**1.2**	**0.69**
Naphthalene	**3.0**	**0.20**	**16**	**1.0**
Benzene	**0.15**	**0.080**	**0.49**	**0.26**
Tetrachloroethene	**0.53**	**0.080**	**3.6**	**0.54**
Toluene	**8.0**	**0.080**	**30**	**0.30**
1,2,4-Trichlorobenzene	ND	0.40	ND	3.0
Trichloroethene	**13**	**0.040**	**72**	**0.21**
Vinyl chloride	ND	0.080	ND	0.20
o-Xylene	**0.61**	**0.080**	**2.6**	**0.35**
Methyl tert-butyl ether	ND	0.40	ND	1.4
m-Xylene & p-Xylene	**1.5**	**0.080**	**6.6**	**0.35**
Carbon tetrachloride	**0.10**	**0.080**	**0.63**	**0.50**
Chloroform	**0.23**	**0.080**	**1.1**	**0.39**
Dichlorodifluoromethane	**0.51**	**0.080**	**2.5**	**0.40**
1,1-Dichloroethane	ND	0.080	ND	0.32
1,2-Dichloroethane	ND	0.080	ND	0.32
1,1-Dichloroethene	ND	0.080	ND	0.32
cis-1,2-Dichloroethene	**0.23**	**0.080**	**0.91**	**0.32**
trans-1,2-Dichloroethene	ND	0.080	ND	0.32

SURROGATE	PERCENT RECOVERY	LABORATORY CONTROL LIMITS (%)
4-Bromofluorobenzene	98	60 - 140

The 'Result' in ug/m3 is calculated using the following equation: Amount Found(before rounding)*(Molecular Weight/24.45)

The 'Reporting Limit' in ug/m3 is calculated using the following equation: (Reporting Limit(before rounding) * Dilution Factor) * (Molecular Weight/24.45)

Tetra Tech NUS, Inc

Client Sample ID: IAQ-C5-6

GC/MS Volatiles

Lot-Sample #	H9G100212 - 006	**Work Order #**	LGA4Q1AA	**Matrix.....:**	AIR

Date Sampled...:	07/07/2009	**Date Received..:**	07/10/2009
Prep Date.....:	07/16/2009	**Analysis Date...**	07/16/2009
Prep Batch #.....:	9198325		
Dilution Factor.:	1	**Method.....:**	TO-15

PARAMETER	RESULTS (ppb(v/v))	REPORTING LIMIT (ppb(v/v))	RESULTS (ug/m3)	REPORTING LIMIT (ug/m3)
Ethylbenzene	**0.87**	**0.080**	**3.8**	**0.35**
Methylene chloride	**0.43**	**0.20**	**1.5**	**0.69**
Naphthalene	ND	0.20	ND	1.0
Benzene	**0.40**	**0.080**	**1.3**	**0.26**
Tetrachloroethene	**0.26**	**0.080**	**1.7**	**0.54**
Toluene	**4.2**	**0.080**	**16**	**0.30**
1,2,4-Trichlorobenzene	ND	0.40	ND	3.0
Trichloroethene	**0.041**	**0.040**	**0.22**	**0.21**
Vinyl chloride	ND	0.080	ND	0.20
o-Xylene	**1.7**	**0.080**	**7.2**	**0.35**
Methyl tert-butyl ether	ND	0.40	ND	1.4
m-Xylene & p-Xylene	**4.7**	**0.080**	**21**	**0.35**
Carbon tetrachloride	**0.096**	**0.080**	**0.60**	**0.50**
Chloroform	**0.14**	**0.080**	**0.69**	**0.39**
Dichlorodifluoromethane	**0.50**	**0.080**	**2.5**	**0.40**
1,1-Dichloroethane	ND	0.080	ND	0.32
1,2-Dichloroethane	ND	0.080	ND	0.32
1,1-Dichloroethene	ND	0.080	ND	0.32
cis-1,2-Dichloroethene	ND	0.080	ND	0.32
trans-1,2-Dichloroethene	ND	0.080	ND	0.32

SURROGATE	PERCENT RECOVERY	LABORATORY CONTROL LIMITS (%)
4-Bromofluorobenzene	98	60 - 140

The 'Result' in ug/m3 is calculated using the following equation: Amount Found(before rounding)*(Molecular Weight/24.45)

The 'Reporting Limit' in ug/m3 is calculated using the following equation: (Reporting Limit(before rounding) * Dilution Factor) * (Molecular Weight/24.45)

Tetra Tech NUS, Inc

Client Sample ID: IAQ-C4-6

GC/MS Volatiles

Lot-Sample #	H9G100212 - 007	**Work Order #**	LGA4W1AA	**Matrix.....:**	AIR

Date Sampled...:	07/07/2009	**Date Received..:**	07/10/2009
Prep Date.....:	07/16/2009	**Analysis Date...**	07/16/2009
Prep Batch #.....:	9198325		
Dilution Factor.:	1	**Method.....:**	TO-15

PARAMETER	RESULTS (ppb(v/v))	REPORTING LIMIT (ppb(v/v))	RESULTS (ug/m3)	REPORTING LIMIT (ug/m3)
Ethylbenzene	**0.37**	**0.080**	**1.6**	**0.35**
Methylene chloride	**0.38**	**0.20**	**1.3**	**0.69**
Naphthalene	**0.27**	**0.20**	**1.4**	**1.0**
Benzene	**0.26**	**0.080**	**0.82**	**0.26**
Tetrachloroethene	ND	0.080	ND	0.54
Toluene	**6.2**	**0.080**	**23**	**0.30**
1,2,4-Trichlorobenzene	ND	0.40	ND	3.0
Trichloroethene	**0.041**	**0.040**	**0.22**	**0.21**
Vinyl chloride	ND	0.080	ND	0.20
o-Xylene	**0.52**	**0.080**	**2.3**	**0.35**
Methyl tert-butyl ether	ND	0.40	ND	1.4
m-Xylene & p-Xylene	**1.4**	**0.080**	**6.2**	**0.35**
Carbon tetrachloride	**0.099**	**0.080**	**0.62**	**0.50**
Chloroform	**0.17**	**0.080**	**0.84**	**0.39**
Dichlorodifluoromethane	**0.50**	**0.080**	**2.5**	**0.40**
1,1-Dichloroethane	ND	0.080	ND	0.32
1,2-Dichloroethane	ND	0.080	ND	0.32
1,1-Dichloroethene	ND	0.080	ND	0.32
cis-1,2-Dichloroethene	ND	0.080	ND	0.32
trans-1,2-Dichloroethene	ND	0.080	ND	0.32

SURROGATE	PERCENT RECOVERY	LABORATORY CONTROL LIMITS (%)
4-Bromofluorobenzene	99	60 - 140

The 'Result' in ug/m3 is calculated using the following equation: Amount Found(before rounding)*(Molecular Weight/24.45)

The 'Reporting Limit' in ug/m3 is calculated using the following equation: (Reporting Limit(before rounding) * Dilution Factor) * (Molecular Weight/24.45)

Tetra Tech NUS, Inc

Client Sample ID: IAQ-B8-6

GC/MS Volatiles

Lot-Sample #	H9G100212 - 008	**Work Order #**	LGA4X1AA	**Matrix.....:**	AIR

Date Sampled...:	07/07/2009	**Date Received..:**	07/10/2009
Prep Date.....:	07/16/2009	**Analysis Date...**	07/16/2009
Prep Batch #.....:	9198325		
Dilution Factor.:	1.13	**Method.....:**	TO-15

PARAMETER	RESULTS (ppb(v/v))	REPORTING LIMIT (ppb(v/v))	RESULTS (ug/m3)	REPORTING LIMIT (ug/m3)
Ethylbenzene	**0.49**	**0.090**	**2.1**	**0.39**
Methylene chloride	**0.52**	**0.23**	**1.8**	**0.79**
Naphthalene	ND	0.23	ND	1.2
Benzene	**0.27**	**0.090**	**0.86**	**0.29**
Tetrachloroethene	ND	0.090	ND	0.61
Toluene	**8.5**	**0.090**	**32**	**0.34**
1,2,4-Trichlorobenzene	ND	0.45	ND	3.4
Trichloroethene	**0.17**	**0.045**	**0.94**	**0.24**
Vinyl chloride	ND	0.090	ND	0.23
o-Xylene	**0.61**	**0.090**	**2.7**	**0.39**
Methyl tert-butyl ether	ND	0.45	ND	1.6
m-Xylene & p-Xylene	**2.2**	**0.090**	**9.4**	**0.39**
Carbon tetrachloride	**0.12**	**0.090**	**0.75**	**0.57**
Chloroform	**0.31**	**0.090**	**1.5**	**0.44**
Dichlorodifluoromethane	**0.71**	**0.090**	**3.5**	**0.45**
1,1-Dichloroethane	ND	0.090	ND	0.37
1,2-Dichloroethane	ND	0.090	ND	0.37
1,1-Dichloroethene	ND	0.090	ND	0.36
cis-1,2-Dichloroethene	ND	0.090	ND	0.36
trans-1,2-Dichloroethene	ND	0.090	ND	0.36

SURROGATE	PERCENT RECOVERY	LABORATORY CONTROL LIMITS (%)
4-Bromofluorobenzene	100	60 - 140

The 'Result' in ug/m3 is calculated using the following equation: Amount Found(before rounding)*(Molecular Weight/24.45)

The 'Reporting Limit' in ug/m3 is calculated using the following equation: (Reporting Limit(before rounding) * Dilution Factor) * (Molecular Weight/24.45)

Tetra Tech NUS, Inc

Client Sample ID: IAQ-B7-6

GC/MS Volatiles

Lot-Sample #	H9G100212 - 009	**Work Order #**	LGA411AA	**Matrix.....:**	AIR

Date Sampled...:	07/07/2009	**Date Received..:**	07/10/2009
Prep Date.....:	07/16/2009	**Analysis Date...**	07/16/2009
Prep Batch #.....:	9198325		
Dilution Factor.:	1	**Method.....:**	TO-15

PARAMETER	RESULTS (ppb(v/v))	REPORTING LIMIT (ppb(v/v))	RESULTS (ug/m3)	REPORTING LIMIT (ug/m3)
Ethylbenzene	**0.39**	**0.080**	**1.7**	**0.35**
Methylene chloride	**3.2**	**0.20**	**11**	**0.69**
Naphthalene	**0.24**	**0.20**	**1.3**	**1.0**
Benzene	**0.22**	**0.080**	**0.69**	**0.26**
Tetrachloroethene	ND	0.080	ND	0.54
Toluene	**7.2**	**0.080**	**27**	**0.30**
1,2,4-Trichlorobenzene	ND	0.40	ND	3.0
Trichloroethene	**0.24**	**0.040**	**1.3**	**0.21**
Vinyl chloride	ND	0.080	ND	0.20
o-Xylene	**0.35**	**0.080**	**1.5**	**0.35**
Methyl tert-butyl ether	ND	0.40	ND	1.4
m-Xylene & p-Xylene	**1.4**	**0.080**	**5.9**	**0.35**
Carbon tetrachloride	**0.096**	**0.080**	**0.60**	**0.50**
Chloroform	**0.25**	**0.080**	**1.2**	**0.39**
Dichlorodifluoromethane	**0.75**	**0.080**	**3.7**	**0.40**
1,1-Dichloroethane	ND	0.080	ND	0.32
1,2-Dichloroethane	ND	0.080	ND	0.32
1,1-Dichloroethene	ND	0.080	ND	0.32
cis-1,2-Dichloroethene	ND	0.080	ND	0.32
trans-1,2-Dichloroethene	ND	0.080	ND	0.32

SURROGATE	PERCENT RECOVERY	LABORATORY CONTROL LIMITS (%)
4-Bromofluorobenzene	100	60 - 140

The 'Result' in ug/m3 is calculated using the following equation: Amount Found(before rounding)*(Molecular Weight/24.45)

The 'Reporting Limit' in ug/m3 is calculated using the following equation: (Reporting Limit(before rounding) * Dilution Factor) * (Molecular Weight/24.45)

Tetra Tech NUS, Inc

Client Sample ID: IAQ-B5-6

GC/MS Volatiles

Lot-Sample #	H9G100212 - 010	**Work Order #**	LGA451AA	**Matrix.....:**	AIR

Date Sampled...:	07/07/2009	**Date Received..:**	07/10/2009
Prep Date.....:	07/16/2009	**Analysis Date...**	07/16/2009
Prep Batch #.....:	9198325		
Dilution Factor.:	1	**Method.....:**	TO-15

PARAMETER	RESULTS (ppb(v/v))	REPORTING LIMIT (ppb(v/v))	RESULTS (ug/m3)	REPORTING LIMIT (ug/m3)
Ethylbenzene	**0.61**	**0.080**	**2.7**	**0.35**
Methylene chloride	**0.80**	**0.20**	**2.8**	**0.69**
Naphthalene	**0.60**	**0.20**	**3.2**	**1.0**
Benzene	**0.27**	**0.080**	**0.87**	**0.26**
Tetrachloroethene	ND	0.080	ND	0.54
Toluene	**10**	**0.080**	**39**	**0.30**
1,2,4-Trichlorobenzene	ND	0.40	ND	3.0
Trichloroethene	**0.33**	**0.040**	**1.8**	**0.21**
Vinyl chloride	ND	0.080	ND	0.20
o-Xylene	**0.56**	**0.080**	**2.4**	**0.35**
Methyl tert-butyl ether	ND	0.40	ND	1.4
m-Xylene & p-Xylene	**2.2**	**0.080**	**9.4**	**0.35**
Carbon tetrachloride	**0.11**	**0.080**	**0.69**	**0.50**
Chloroform	**0.51**	**0.080**	**2.5**	**0.39**
Dichlorodifluoromethane	**0.97**	**0.080**	**4.8**	**0.40**
1,1-Dichloroethane	ND	0.080	ND	0.32
1,2-Dichloroethane	ND	0.080	ND	0.32
1,1-Dichloroethene	**0.10**	**0.080**	**0.41**	**0.32**
cis-1,2-Dichloroethene	ND	0.080	ND	0.32
trans-1,2-Dichloroethene	ND	0.080	ND	0.32

SURROGATE	PERCENT RECOVERY	LABORATORY CONTROL LIMITS (%)
4-Bromofluorobenzene	98	60 - 140

The 'Result' in ug/m3 is calculated using the following equation: Amount Found(before rounding)*(Molecular Weight/24.45)

The 'Reporting Limit' in ug/m3 is calculated using the following equation: (Reporting Limit(before rounding) * Dilution Factor) * (Molecular Weight/24.45)

Tetra Tech NUS, Inc

Client Sample ID: IAQ-B3-6

GC/MS Volatiles

Lot-Sample #	H9G100212 - 011	**Work Order #**	LGA461AA	**Matrix.....:**	AIR

Date Sampled...:	07/07/2009	**Date Received..:**	07/10/2009
Prep Date.....:	07/16/2009	**Analysis Date...**	07/16/2009
Prep Batch #.....:	9198325		
Dilution Factor.:	1	**Method.....:**	TO-15

PARAMETER	RESULTS (ppb(v/v))	REPORTING LIMIT (ppb(v/v))	RESULTS (ug/m3)	REPORTING LIMIT (ug/m3)
Ethylbenzene	**0.33**	**0.080**	**1.4**	**0.35**
Methylene chloride	**1.4**	**0.20**	**4.7**	**0.69**
Naphthalene	ND	0.20	ND	1.0
Benzene	**0.25**	**0.080**	**0.80**	**0.26**
Tetrachloroethene	ND	0.080	ND	0.54
Toluene	**7.9**	**0.080**	**30**	**0.30**
1,2,4-Trichlorobenzene	ND	0.40	ND	3.0
Trichloroethene	**0.085**	**0.040**	**0.46**	**0.21**
Vinyl chloride	ND	0.080	ND	0.20
o-Xylene	**0.16**	**0.080**	**0.68**	**0.35**
Methyl tert-butyl ether	ND	0.40	ND	1.4
m-Xylene & p-Xylene	**0.78**	**0.080**	**3.4**	**0.35**
Carbon tetrachloride	**0.087**	**0.080**	**0.55**	**0.50**
Chloroform	**0.41**	**0.080**	**2.0**	**0.39**
Dichlorodifluoromethane	**0.57**	**0.080**	**2.8**	**0.40**
1,1-Dichloroethane	ND	0.080	ND	0.32
1,2-Dichloroethane	ND	0.080	ND	0.32
1,1-Dichloroethene	ND	0.080	ND	0.32
cis-1,2-Dichloroethene	ND	0.080	ND	0.32
trans-1,2-Dichloroethene	ND	0.080	ND	0.32

SURROGATE	PERCENT RECOVERY	LABORATORY CONTROL LIMITS (%)
4-Bromofluorobenzene	97	60 - 140

The 'Result' in ug/m3 is calculated using the following equation: Amount Found(before rounding)*(Molecular Weight/24.45)

The 'Reporting Limit' in ug/m3 is calculated using the following equation: (Reporting Limit(before rounding) * Dilution Factor) * (Molecular Weight/24.45)

Tetra Tech NUS, Inc

Client Sample ID: IAQ-C2-6

GC/MS Volatiles

Lot-Sample # H9G100212 - 012 **Work Order #** LGA471AA **Matrix.....:** AIR

Date Sampled...: 07/07/2009 **Date Received..:** 07/10/2009
Prep Date.....: 07/16/2009 **Analysis Date...** 07/16/2009
Prep Batch #.....: 9198325
Dilution Factor.: 1 **Method.....:** TO-15

PARAMETER	RESULTS (ppb(v/v))	REPORTING LIMIT (ppb(v/v))	RESULTS (ug/m3)	REPORTING LIMIT (ug/m3)
Ethylbenzene	ND	0.080	ND	0.35
Methylene chloride	**0.42**	**0.20**	**1.4**	**0.69**
Naphthalene	ND	0.20	ND	1.0
Benzene	**0.15**	**0.080**	**0.49**	**0.26**
Tetrachloroethene	ND	0.080	ND	0.54
Toluene	**0.65**	**0.080**	**2.4**	**0.30**
1,2,4-Trichlorobenzene	ND	0.40	ND	3.0
Trichloroethene	ND	0.040	ND	0.21
Vinyl chloride	ND	0.080	ND	0.20
o-Xylene	ND	0.080	ND	0.35
Methyl tert-butyl ether	ND	0.40	ND	1.4
m-Xylene & p-Xylene	ND	0.080	ND	0.35
Carbon tetrachloride	**0.12**	**0.080**	**0.74**	**0.50**
Chloroform	**0.18**	**0.080**	**0.88**	**0.39**
Dichlorodifluoromethane	**0.62**	**0.080**	**3.1**	**0.40**
1,1-Dichloroethane	ND	0.080	ND	0.32
1,2-Dichloroethane	ND	0.080	ND	0.32
1,1-Dichloroethene	ND	0.080	ND	0.32
cis-1,2-Dichloroethene	ND	0.080	ND	0.32
trans-1,2-Dichloroethene	ND	0.080	ND	0.32

SURROGATE	PERCENT RECOVERY	LABORATORY CONTROL LIMITS (%)
4-Bromofluorobenzene	96	60 - 140

The 'Result' in ug/m3 is calculated using the following equation: Amount Found(before rounding)*(Molecular Weight/24.45)

The 'Reporting Limit' in ug/m3 is calculated using the following equation: (Reporting Limit(before rounding) * Dilution Factor) * (Molecular Weight/24.45)

Tetra Tech NUS, Inc

Client Sample ID: IAQ-C1-6

GC/MS Volatiles

Lot-Sample #	H9G100212 - 013	**Work Order #**	LGA481AA	**Matrix.....:**	AIR

Date Sampled...:	07/07/2009	**Date Received..:**	07/10/2009
Prep Date.....:	07/16/2009	**Analysis Date...**	07/17/2009
Prep Batch #.....:	9198325		
Dilution Factor.:	1	**Method.....:**	TO-15

PARAMETER	RESULTS (ppb(v/v))	REPORTING LIMIT (ppb(v/v))	RESULTS (ug/m3)	REPORTING LIMIT (ug/m3)
Ethylbenzene	**0.47**	**0.080**	**2.0**	**0.35**
Methylene chloride	**0.86**	**0.20**	**3.0**	**0.69**
Naphthalene	**0.31**	**0.20**	**1.6**	**1.0**
Benzene	**0.30**	**0.080**	**0.95**	**0.26**
Tetrachloroethene	**0.11**	**0.080**	**0.72**	**0.54**
Toluene	**4.4**	**0.080**	**16**	**0.30**
1,2,4-Trichlorobenzene	ND	0.40	ND	3.0
Trichloroethene	**2.3**	**0.040**	**12**	**0.21**
Vinyl chloride	ND	0.080	ND	0.20
o-Xylene	**0.47**	**0.080**	**2.0**	**0.35**
Methyl tert-butyl ether	ND	0.40	ND	1.4
m-Xylene & p-Xylene	**1.3**	**0.080**	**5.6**	**0.35**
Carbon tetrachloride	**0.12**	**0.080**	**0.73**	**0.50**
Chloroform	**0.36**	**0.080**	**1.8**	**0.39**
Dichlorodifluoromethane	**0.58**	**0.080**	**2.9**	**0.40**
1,1-Dichloroethane	ND	0.080	ND	0.32
1,2-Dichloroethane	ND	0.080	ND	0.32
1,1-Dichloroethene	ND	0.080	ND	0.32
cis-1,2-Dichloroethene	**2.4**	**0.080**	**9.5**	**0.32**
trans-1,2-Dichloroethene	**0.51**	**0.080**	**2.0**	**0.32**

SURROGATE	PERCENT RECOVERY	LABORATORY CONTROL LIMITS (%)
4-Bromofluorobenzene	100	60 - 140

The 'Result' in ug/m3 is calculated using the following equation: Amount Found(before rounding)*(Molecular Weight/24.45)

The 'Reporting Limit' in ug/m3 is calculated using the following equation: (Reporting Limit(before rounding) * Dilution Factor) * (Molecular Weight/24.45)

Tetra Tech NUS, Inc

Client Sample ID: IAQ-C3-6

GC/MS Volatiles

Lot-Sample # H9G100212 - 014 **Work Order #** LGA491AA **Matrix.....:** AIR

Date Sampled...: 07/07/2009 **Date Received..:** 07/10/2009
Prep Date.....: 07/16/2009 **Analysis Date...** 07/17/2009
Prep Batch #.....: 9198325
Dilution Factor.: 1 **Method.....:** TO-15

PARAMETER	RESULTS (ppb(v/v))	REPORTING LIMIT (ppb(v/v))	RESULTS (ug/m3)	REPORTING LIMIT (ug/m3)
Ethylbenzene	**0.61**	**0.080**	**2.6**	**0.35**
Methylene chloride	**0.86**	**0.20**	**3.0**	**0.69**
Naphthalene	**0.78**	**0.20**	**4.1**	**1.0**
Benzene	**0.31**	**0.080**	**0.98**	**0.26**
Tetrachloroethene	**0.11**	**0.080**	**0.75**	**0.54**
Toluene	**7.6**	**0.080**	**29**	**0.30**
1,2,4-Trichlorobenzene	ND	0.40	ND	3.0
Trichloroethene	**0.075**	**0.040**	**0.40**	**0.21**
Vinyl chloride	ND	0.080	ND	0.20
o-Xylene	**0.79**	**0.080**	**3.4**	**0.35**
Methyl tert-butyl ether	ND	0.40	ND	1.4
m-Xylene & p-Xylene	**2.2**	**0.080**	**9.7**	**0.35**
Carbon tetrachloride	**0.13**	**0.080**	**0.84**	**0.50**
Chloroform	**0.23**	**0.080**	**1.1**	**0.39**
Dichlorodifluoromethane	**0.55**	**0.080**	**2.7**	**0.40**
1,1-Dichloroethane	ND	0.080	ND	0.32
1,2-Dichloroethane	ND	0.080	ND	0.32
1,1-Dichloroethene	ND	0.080	ND	0.32
cis-1,2-Dichloroethene	ND	0.080	ND	0.32
trans-1,2-Dichloroethene	ND	0.080	ND	0.32

SURROGATE	PERCENT RECOVERY	LABORATORY CONTROL LIMITS (%)
4-Bromofluorobenzene	99	60 - 140

The 'Result' in ug/m3 is calculated using the following equation: Amount Found(before rounding)*(Molecular Weight/24.45)

The 'Reporting Limit' in ug/m3 is calculated using the following equation: (Reporting Limit(before rounding) * Dilution Factor) * (Molecular Weight/24.45)

Tetra Tech NUS, Inc

Client Sample ID: IAQ-B9-6

GC/MS Volatiles

Lot-Sample #	H9G100212 - 015	**Work Order #**	LGA5C1AA	**Matrix.....:**	AIR

Date Sampled...:	07/07/2009	**Date Received..:**	07/10/2009
Prep Date.....:	07/16/2009	**Analysis Date...**	07/17/2009
Prep Batch #.....:	9198325		
Dilution Factor.:	1	**Method.....:**	TO-15

PARAMETER	RESULTS (ppb(v/v))	REPORTING LIMIT (ppb(v/v))	RESULTS (ug/m3)	REPORTING LIMIT (ug/m3)
Ethylbenzene	**0.39**	**0.080**	**1.7**	**0.35**
Methylene chloride	**0.40**	**0.20**	**1.4**	**0.69**
Naphthalene	**0.21**	**0.20**	**1.1**	**1.0**
Benzene	**0.26**	**0.080**	**0.84**	**0.26**
Tetrachloroethene	**0.088**	**0.080**	**0.60**	**0.54**
Toluene	**8.2**	**0.080**	**31**	**0.30**
1,2,4-Trichlorobenzene	ND	0.40	ND	3.0
Trichloroethene	**0.089**	**0.040**	**0.48**	**0.21**
Vinyl chloride	ND	0.080	ND	0.20
o-Xylene	**0.41**	**0.080**	**1.8**	**0.35**
Methyl tert-butyl ether	ND	0.40	ND	1.4
m-Xylene & p-Xylene	**1.3**	**0.080**	**5.6**	**0.35**
Carbon tetrachloride	**0.12**	**0.080**	**0.78**	**0.50**
Chloroform	**0.24**	**0.080**	**1.2**	**0.39**
Dichlorodifluoromethane	**0.67**	**0.080**	**3.3**	**0.40**
1,1-Dichloroethane	ND	0.080	ND	0.32
1,2-Dichloroethane	ND	0.080	ND	0.32
1,1-Dichloroethene	ND	0.080	ND	0.32
cis-1,2-Dichloroethene	ND	0.080	ND	0.32
trans-1,2-Dichloroethene	ND	0.080	ND	0.32

SURROGATE	PERCENT RECOVERY	LABORATORY CONTROL LIMITS (%)
4-Bromofluorobenzene	96	60 - 140

The 'Result' in ug/m3 is calculated using the following equation: Amount Found(before rounding)*(Molecular Weight/24.45)

The 'Reporting Limit' in ug/m3 is calculated using the following equation: (Reporting Limit(before rounding) * Dilution Factor) * (Molecular Weight/24.45)

Tetra Tech NUS, Inc

Client Sample ID: IAQ-B10-6

GC/MS Volatiles

Lot-Sample #	H9G100212 - 016	**Work Order #**	LGA5F1AA	**Matrix.....:**	AIR

Date Sampled...:	07/07/2009	**Date Received..:**	07/10/2009
Prep Date.....:	07/17/2009	**Analysis Date...**	07/18/2009
Prep Batch #.....:	9198404		
Dilution Factor.:	1	**Method.....:**	TO-15

PARAMETER	RESULTS (ppb(v/v))	REPORTING LIMIT (ppb(v/v))	RESULTS (ug/m3)	REPORTING LIMIT (ug/m3)
Ethylbenzene	**0.18**	**0.080**	**0.77**	**0.35**
Methylene chloride	**7.5**	**0.20**	**26**	**0.69**
Naphthalene	**0.72**	**0.20**	**3.8**	**1.0**
Benzene	**0.12**	**0.080**	**0.37**	**0.26**
Tetrachloroethene	ND	0.080	ND	0.54
Toluene	**8.4**	**0.080**	**32**	**0.30**
1,2,4-Trichlorobenzene	ND	0.40	ND	3.0
Trichloroethene	**0.058**	**0.040**	**0.31**	**0.21**
Vinyl chloride	ND	0.080	ND	0.20
o-Xylene	**0.15**	**0.080**	**0.63**	**0.35**
Methyl tert-butyl ether	ND	0.40	ND	1.4
m-Xylene & p-Xylene	**0.52**	**0.080**	**2.3**	**0.35**
Carbon tetrachloride	**0.090**	**0.080**	**0.56**	**0.50**
Chloroform	ND	0.080	ND	0.39
Dichlorodifluoromethane	**0.60**	**0.080**	**2.9**	**0.40**
1,1-Dichloroethane	ND	0.080	ND	0.32
1,2-Dichloroethane	ND	0.080	ND	0.32
1,1-Dichloroethene	ND	0.080	ND	0.32
cis-1,2-Dichloroethene	ND	0.080	ND	0.32
trans-1,2-Dichloroethene	ND	0.080	ND	0.32

SURROGATE	PERCENT RECOVERY	LABORATORY CONTROL LIMITS (%)
4-Bromofluorobenzene	98	60 - 140

The 'Result' in ug/m3 is calculated using the following equation: Amount Found(before rounding)*(Molecular Weight/24.45)

The 'Reporting Limit' in ug/m3 is calculated using the following equation: (Reporting Limit(before rounding) * Dilution Factor) * (Molecular Weight/24.45)

Tetra Tech NUS, Inc

Client Sample ID: IAQ-B2-6

GC/MS Volatiles

Lot-Sample #	H9G100212 - 017	**Work Order #**	LGA5H1AA	**Matrix.....:**	AIR

Date Sampled...:	07/07/2009	**Date Received..:**	07/10/2009
Prep Date.....:	07/17/2009	**Analysis Date...**	07/17/2009
Prep Batch #.....:	9201121		
Dilution Factor.:	1	**Method.....:**	TO-15

PARAMETER	RESULTS (ppb(v/v))	REPORTING LIMIT (ppb(v/v))	RESULTS (ug/m3)	REPORTING LIMIT (ug/m3)
Ethylbenzene	**0.46**	**0.080**	**2.0**	**0.35**
Methylene chloride	**0.87**	**0.20**	**3.0**	**0.69**
Naphthalene	**0.21**	**0.20**	**1.1**	**1.0**
Benzene	**0.23**	**0.080**	**0.73**	**0.26**
Tetrachloroethene	ND	0.080	ND	0.54
Toluene	**8.7**	**0.080**	**33**	**0.30**
1,2,4-Trichlorobenzene	ND	0.40	ND	3.0
Trichloroethene	**0.046**	**0.040**	**0.25**	**0.21**
Vinyl chloride	ND	0.080	ND	0.20
o-Xylene	**0.51**	**0.080**	**2.2**	**0.35**
Methyl tert-butyl ether	ND	0.40	ND	1.4
m-Xylene & p-Xylene	**1.6**	**0.080**	**6.7**	**0.35**
Carbon tetrachloride	**0.093**	**0.080**	**0.59**	**0.50**
Chloroform	**0.22**	**0.080**	**1.1**	**0.39**
Dichlorodifluoromethane	**0.55**	**0.080**	**2.7**	**0.40**
1,1-Dichloroethane	ND	0.080	ND	0.32
1,2-Dichloroethane	ND	0.080	ND	0.32
1,1-Dichloroethene	ND	0.080	ND	0.32
cis-1,2-Dichloroethene	ND	0.080	ND	0.32
trans-1,2-Dichloroethene	ND	0.080	ND	0.32

SURROGATE	PERCENT RECOVERY	LABORATORY CONTROL LIMITS (%)
4-Bromofluorobenzene	100	60 - 140

The 'Result' in ug/m3 is calculated using the following equation: Amount Found(before rounding)*(Molecular Weight/24.45)

The 'Reporting Limit' in ug/m3 is calculated using the following equation: (Reporting Limit(before rounding) * Dilution Factor) * (Molecular Weight/24.45)

Tetra Tech NUS, Inc

Client Sample ID: IAQ-A1-6

GC/MS Volatiles

Lot-Sample # H9G100212 - 018 **Work Order #** LGA5N1AA **Matrix.....:** AIR

Date Sampled...: 07/08/2009 **Date Received..:** 07/10/2009
Prep Date.....: 07/17/2009 **Analysis Date...** 07/17/2009
Prep Batch #.....: 9201121
Dilution Factor.: 1 **Method.....:** TO-15

PARAMETER	RESULTS (ppb(v/v))	REPORTING LIMIT (ppb(v/v))	RESULTS (ug/m3)	REPORTING LIMIT (ug/m3)
Ethylbenzene	**0.14**	**0.080**	**0.62**	**0.35**
Methylene chloride	**1.7**	**0.20**	**5.7**	**0.69**
Naphthalene	ND	0.20	ND	1.0
Benzene	**0.27**	**0.080**	**0.86**	**0.26**
Tetrachloroethene	ND	0.080	ND	0.54
Toluene	**1.6**	**0.080**	**5.9**	**0.30**
1,2,4-Trichlorobenzene	ND	0.40	ND	3.0
Trichloroethene	ND	0.040	ND	0.21
Vinyl chloride	ND	0.080	ND	0.20
o-Xylene	**0.16**	**0.080**	**0.71**	**0.35**
Methyl tert-butyl ether	ND	0.40	ND	1.4
m-Xylene & p-Xylene	**0.44**	**0.080**	**1.9**	**0.35**
Carbon tetrachloride	**0.12**	**0.080**	**0.77**	**0.50**
Chloroform	ND	0.080	ND	0.39
Dichlorodifluoromethane	**0.52**	**0.080**	**2.6**	**0.40**
1,1-Dichloroethane	ND	0.080	ND	0.32
1,2-Dichloroethane	ND	0.080	ND	0.32
1,1-Dichloroethene	ND	0.080	ND	0.32
cis-1,2-Dichloroethene	ND	0.080	ND	0.32
trans-1,2-Dichloroethene	ND	0.080	ND	0.32

SURROGATE	PERCENT RECOVERY	LABORATORY CONTROL LIMITS (%)
4-Bromofluorobenzene	98	60 - 140

The 'Result' in ug/m3 is calculated using the following equation: Amount Found(before rounding)*(Molecular Weight/24.45)

The 'Reporting Limit' in ug/m3 is calculated using the following equation: (Reporting Limit(before rounding) * Dilution Factor) * (Molecular Weight/24.45)

Tetra Tech NUS, Inc

Client Sample ID: IAQ-A2-6

GC/MS Volatiles

Lot-Sample #	H9G100212 - 019	**Work Order #**	LGA5R1AA	**Matrix.....:**	AIR

Date Sampled...:	07/08/2009	**Date Received..:**	07/10/2009
Prep Date.....:	07/17/2009	**Analysis Date...**	07/17/2009
Prep Batch #.....:	9201121		
Dilution Factor.:	1	**Method.....:**	TO-15

PARAMETER	RESULTS (ppb(v/v))	REPORTING LIMIT (ppb(v/v))	RESULTS (ug/m3)	REPORTING LIMIT (ug/m3)
Ethylbenzene	**0.11**	**0.080**	**0.49**	**0.35**
Methylene chloride	**0.52**	**0.20**	**1.8**	**0.69**
Naphthalene	ND	0.20	ND	1.0
Benzene	**0.19**	**0.080**	**0.61**	**0.26**
Tetrachloroethene	**0.27**	**0.080**	**1.9**	**0.54**
Toluene	**10**	**0.080**	**39**	**0.30**
1,2,4-Trichlorobenzene	ND	0.40	ND	3.0
Trichloroethene	**0.18**	**0.040**	**0.95**	**0.21**
Vinyl chloride	ND	0.080	ND	0.20
o-Xylene	ND	0.080	ND	0.35
Methyl tert-butyl ether	ND	0.40	ND	1.4
m-Xylene & p-Xylene	**0.28**	**0.080**	**1.2**	**0.35**
Carbon tetrachloride	**0.087**	**0.080**	**0.55**	**0.50**
Chloroform	ND	0.080	ND	0.39
Dichlorodifluoromethane	**0.48**	**0.080**	**2.4**	**0.40**
1,1-Dichloroethane	ND	0.080	ND	0.32
1,2-Dichloroethane	ND	0.080	ND	0.32
1,1-Dichloroethene	ND	0.080	ND	0.32
cis-1,2-Dichloroethene	ND	0.080	ND	0.32
trans-1,2-Dichloroethene	ND	0.080	ND	0.32

SURROGATE	PERCENT RECOVERY	LABORATORY CONTROL LIMITS (%)
4-Bromofluorobenzene	100	60 - 140

The 'Result' in ug/m3 is calculated using the following equation: Amount Found(before rounding)*(Molecular Weight/24.45)

The 'Reporting Limit' in ug/m3 is calculated using the following equation: (Reporting Limit(before rounding) * Dilution Factor) * (Molecular Weight/24.45)

Tetra Tech NUS, Inc

Client Sample ID: IAQ-A3-6

GC/MS Volatiles

Lot-Sample # H9G100212 - 020 **Work Order #** LGA5W1AA **Matrix.....:** AIR

Date Sampled...: 07/08/2009 **Date Received..:** 07/10/2009
Prep Date.....: 07/17/2009 **Analysis Date...** 07/17/2009
Prep Batch #.....: 9201121
Dilution Factor.: 1 **Method.....:** TO-15

PARAMETER	RESULTS (ppb(v/v))	REPORTING LIMIT (ppb(v/v))	RESULTS (ug/m3)	REPORTING LIMIT (ug/m3)
Ethylbenzene	**0.19**	**0.080**	**0.83**	**0.35**
Methylene chloride	ND	0.20	ND	0.69
Naphthalene	ND	0.20	ND	1.0
Benzene	**0.17**	**0.080**	**0.53**	**0.26**
Tetrachloroethene	ND	0.080	ND	0.54
Toluene	**6.8**	**0.080**	**26**	**0.30**
1,2,4-Trichlorobenzene	ND	0.40	ND	3.0
Trichloroethene	ND	0.040	ND	0.21
Vinyl chloride	ND	0.080	ND	0.20
o-Xylene	**0.16**	**0.080**	**0.68**	**0.35**
Methyl tert-butyl ether	ND	0.40	ND	1.4
m-Xylene & p-Xylene	**0.57**	**0.080**	**2.5**	**0.35**
Carbon tetrachloride	**0.099**	**0.080**	**0.63**	**0.50**
Chloroform	ND	0.080	ND	0.39
Dichlorodifluoromethane	**0.49**	**0.080**	**2.4**	**0.40**
1,1-Dichloroethane	ND	0.080	ND	0.32
1,2-Dichloroethane	ND	0.080	ND	0.32
1,1-Dichloroethene	ND	0.080	ND	0.32
cis-1,2-Dichloroethene	ND	0.080	ND	0.32
trans-1,2-Dichloroethene	ND	0.080	ND	0.32

SURROGATE	PERCENT RECOVERY	LABORATORY CONTROL LIMITS (%)
4-Bromofluorobenzene	101	60 - 140

The 'Result' in ug/m3 is calculated using the following equation: Amount Found(before rounding)*(Molecular Weight/24.45)

The 'Reporting Limit' in ug/m3 is calculated using the following equation: (Reporting Limit(before rounding) * Dilution Factor) * (Molecular Weight/24.45)

Tetra Tech NUS, Inc

Client Sample ID: IAQ-A4-6

GC/MS Volatiles

Lot-Sample # H9G100212 - 021 **Work Order #** LGA511AA **Matrix.....:** AIR

Date Sampled...: 07/08/2009 **Date Received..:** 07/10/2009
Prep Date.....: 07/17/2009 **Analysis Date...** 07/17/2009
Prep Batch #.....: 9201121
Dilution Factor.: 1 **Method.....:** TO-15

PARAMETER	RESULTS (ppb(v/v))	REPORTING LIMIT (ppb(v/v))	RESULTS (ug/m3)	REPORTING LIMIT (ug/m3)
Ethylbenzene	**0.36**	**0.080**	**1.6**	**0.35**
Methylene chloride	ND	0.20	ND	0.69
Naphthalene	ND	0.20	ND	1.0
Benzene	**0.16**	**0.080**	**0.50**	**0.26**
Tetrachloroethene	ND	0.080	ND	0.54
Toluene	**14**	**0.080**	**52**	**0.30**
1,2,4-Trichlorobenzene	ND	0.40	ND	3.0
Trichloroethene	ND	0.040	ND	0.21
Vinyl chloride	ND	0.080	ND	0.20
o-Xylene	**0.28**	**0.080**	**1.2**	**0.35**
Methyl tert-butyl ether	ND	0.40	ND	1.4
m-Xylene & p-Xylene	**1.1**	**0.080**	**4.9**	**0.35**
Carbon tetrachloride	**0.089**	**0.080**	**0.56**	**0.50**
Chloroform	ND	0.080	ND	0.39
Dichlorodifluoromethane	**0.54**	**0.080**	**2.7**	**0.40**
1,1-Dichloroethane	ND	0.080	ND	0.32
1,2-Dichloroethane	ND	0.080	ND	0.32
1,1-Dichloroethene	ND	0.080	ND	0.32
cis-1,2-Dichloroethene	ND	0.080	ND	0.32
trans-1,2-Dichloroethene	ND	0.080	ND	0.32

SURROGATE	PERCENT RECOVERY	LABORATORY CONTROL LIMITS (%)
4-Bromofluorobenzene	102	60 - 140

The 'Result' in ug/m3 is calculated using the following equation: Amount Found(before rounding)*(Molecular Weight/24.45)

The 'Reporting Limit' in ug/m3 is calculated using the following equation: (Reporting Limit(before rounding) * Dilution Factor) * (Molecular Weight/24.45)

Tetra Tech NUS, Inc

Client Sample ID: INTRA-LAB BLANK

GC/MS Volatiles

Lot-Sample # H9G170000 - 325B **Work Order #** LGNCG1AA **Matrix.....:** AIR

	07/07/2009	**Date Received..:**	07/10/2009
Prep Date.....:	07/16/2009	**Analysis Date...**	07/16/2009
Prep Batch #.....:	9198325		
Dilution Factor.:	1	**Method.....:**	TO-15

PARAMETER	RESULTS (ppb(v/v))	REPORTING LIMIT (ppb(v/v))	RESULTS (ug/m3)	REPORTING LIMIT (ug/m3)
Ethylbenzene	ND	0.080	ND	0.35
Methylene chloride	ND	0.20	ND	0.69
Naphthalene	ND	0.20	ND	1.0
Benzene	ND	0.080	ND	0.26
Tetrachloroethene	ND	0.080	ND	0.54
Toluene	ND	0.080	ND	0.30
1,2,4-Trichlorobenzene	ND	0.40	ND	3.0
Trichloroethene	ND	0.040	ND	0.21
Vinyl chloride	ND	0.080	ND	0.20
o-Xylene	ND	0.080	ND	0.35
Methyl tert-butyl ether	ND	0.40	ND	1.4
m-Xylene & p-Xylene	ND	0.080	ND	0.35
Carbon tetrachloride	ND	0.080	ND	0.50
Chloroform	ND	0.080	ND	0.39
Dichlorodifluoromethane	ND	0.080	ND	0.40
1,1-Dichloroethane	ND	0.080	ND	0.32
1,2-Dichloroethane	ND	0.080	ND	0.32
1,1-Dichloroethene	ND	0.080	ND	0.32
cis-1,2-Dichloroethene	ND	0.080	ND	0.32
trans-1,2-Dichloroethene	ND	0.080	ND	0.32

SURROGATE	PERCENT RECOVERY	LABORATORY CONTROL LIMITS (%)
4-Bromofluorobenzene	98	60 - 140

The 'Result' in ug/m3 is calculated using the following equation: Amount Found(before rounding)*(Molecular Weight/24.45)

The 'Reporting Limit' in ug/m3 is calculated using the following equation: (Reporting Limit(before rounding) * Dilution Factor) * (Molecular Weight/24.45)

Tetra Tech NUS, Inc

Client Sample ID: CHECK SAMPLE

GC/MS Volatiles

Lot-Sample # H9G170000 - 325C **Work Order #** LGNCG1AC **Matrix.....:** AIR

	07/07/2009	**Date Received..:**	07/10/2009
Prep Date.....:	07/16/2009	**Analysis Date...**	07/16/2009
Prep Batch #.....:	9198325		
Dilution Factor.:	1	**Method.....:**	TO-15

PARAMETER	SPIKE AMOUNT (ppb(v/v))	MEASURED AMOUNT (ppb(v/v))	SPIKE AMOUNT (ug/m3)	MEASURED AMOUNT (ug/m3)	PERCENT RECOVERY	RECOVERY LIMITS
Ethylbenzene	2.50	2.13	11	9.2	85	70 - 130
Methylene chloride	2.50	2.39	8.7	8.3	96	70 - 130
Naphthalene	2.50	1.74	13	9.1	70	60 - 140
Benzene	2.50	2.25	8.0	7.2	90	70 - 130
Tetrachloroethene	2.50	2.35	17	16	94	70 - 130
Toluene	2.50	2.13	9.4	8.0	85	70 - 130
1,2,4-Trichlorobenzene	2.50	1.82	19	13	73	60 - 140
Trichloroethene	2.50	2.49	13	13	100	70 - 130
Vinyl chloride	2.50	2.35	6.4	6.0	94	70 - 130
o-Xylene	2.50	2.15	11	9.3	86	70 - 130
Methyl tert-butyl ether	2.50	2.36	9.0	8.5	94	60 - 140
m-Xylene & p-Xylene	5.00	4.38	22	19	88	70 - 130
Carbon tetrachloride	2.50	2.04	16	13	82	70 - 130
Chloroform	2.50	2.32	12	11	93	70 - 130
Dichlorodifluoromethane	2.50	2.42	12	12	97	60 - 140
1,1-Dichloroethane	2.50	2.37	10	9.6	95	70 - 130
1,2-Dichloroethane	2.50	2.15	10	8.7	86	70 - 130
1,1-Dichloroethene	2.50	2.38	9.9	9.4	95	70 - 130
cis-1,2-Dichloroethene	2.50	2.41	9.9	9.5	96	70 - 130
trans-1,2-Dichloroethene	2.50	2.57	9.9	10	103	70 - 130

SURROGATE	PERCENT RECOVERY	LABORATORY CONTROL LIMITS (%)
4-Bromofluorobenzene	97	60 - 140

The 'Result' in ug/m3 is calculated using the following equation: Amount Found(before rounding)*(Molecular Weight/24.45)

The 'Reporting Limit' in ug/m3 is calculated using the following equation: (Reporting Limit(before rounding) * Dilution Factor) * (Molecular Weight/24.45)

Tetra Tech NUS, Inc

Client Sample ID: INTRA-LAB BLANK

GC/MS Volatiles

Lot-Sample # H9G170000 - 404B **Work Order #** LGNPF1AA **Matrix.....:** AIR

	07/08/2009	**Date Received..:**	07/10/2009
Prep Date.....:	07/17/2009	**Analysis Date...**	07/17/2009
Prep Batch #.....:	9198404		
Dilution Factor.:	1	**Method.....:**	TO-15

PARAMETER	RESULTS (ppb(v/v))	REPORTING LIMIT (ppb(v/v))	RESULTS (ug/m3)	REPORTING LIMIT (ug/m3)
Ethylbenzene	ND	0.080	ND	0.35
Methylene chloride	ND	0.20	ND	0.69
Naphthalene	ND	0.20	ND	1.0
Benzene	ND	0.080	ND	0.26
Tetrachloroethene	ND	0.080	ND	0.54
Toluene	ND	0.080	ND	0.30
1,2,4-Trichlorobenzene	ND	0.40	ND	3.0
Trichloroethene	ND	0.040	ND	0.21
Vinyl chloride	ND	0.080	ND	0.20
o-Xylene	ND	0.080	ND	0.35
Methyl tert-butyl ether	ND	0.40	ND	1.4
m-Xylene & p-Xylene	ND	0.080	ND	0.35
Carbon tetrachloride	ND	0.080	ND	0.50
Chloroform	ND	0.080	ND	0.39
Dichlorodifluoromethane	ND	0.080	ND	0.40
1,1-Dichloroethane	ND	0.080	ND	0.32
1,2-Dichloroethane	ND	0.080	ND	0.32
1,1-Dichloroethene	ND	0.080	ND	0.32
cis-1,2-Dichloroethene	ND	0.080	ND	0.32
trans-1,2-Dichloroethene	ND	0.080	ND	0.32

SURROGATE	PERCENT RECOVERY	LABORATORY CONTROL LIMITS (%)
4-Bromofluorobenzene	94	60 - 140

The 'Result' in ug/m3 is calculated using the following equation: Amount Found(before rounding)*(Molecular Weight/24.45)

The 'Reporting Limit' in ug/m3 is calculated using the following equation: (Reporting Limit(before rounding) * Dilution Factor) * (Molecular Weight/24.45)

Tetra Tech NUS, Inc

Client Sample ID: CHECK SAMPLE

GC/MS Volatiles

Lot-Sample # H9G170000 - 404C **Work Order #** LGNPF1AC **Matrix.....:** AIR

	07/08/2009	**Date Received..:**	07/10/2009
Prep Date.....:	07/17/2009	**Analysis Date...**	07/17/2009
Prep Batch #.....:	9198404		
Dilution Factor.:	1	**Method.....:**	TO-15

PARAMETER	SPIKE AMOUNT (ppb(v/v))	MEASURED AMOUNT (ppb(v/v))	SPIKE AMOUNT (ug/m3)	MEASURED AMOUNT (ug/m3)	PERCENT RECOVERY	RECOVERY LIMITS
Ethylbenzene	2.50	2.29	11	9.9	91	70 - 130
Methylene chloride	2.50	2.17	8.7	7.5	87	70 - 130
Naphthalene	2.50	2.09	13	11	83	60 - 140
Benzene	2.50	2.10	8.0	6.7	84	70 - 130
Tetrachloroethene	2.50	1.99	17	13	80	70 - 130
Toluene	2.50	2.09	9.4	7.9	84	70 - 130
1,2,4-Trichlorobenzene	2.50	1.68	19	12	67	60 - 140
Trichloroethene	2.50	2.05	13	11	82	70 - 130
Vinyl chloride	2.50	2.01	6.4	5.1	80	70 - 130
o-Xylene	2.50	2.27	11	9.9	91	70 - 130
Methyl tert-butyl ether	2.50	3.20	9.0	12	128	60 - 140
m-Xylene & p-Xylene	5.00	4.55	22	20	91	70 - 130
Carbon tetrachloride	2.50	2.01	16	13	80	70 - 130
Chloroform	2.50	2.66	12	13	106	70 - 130
Dichlorodifluoromethane	2.50	1.87	12	9.3	75	60 - 140
1,1-Dichloroethane	2.50	2.63	10	11	105	70 - 130
1,2-Dichloroethane	2.50	2.40	10	9.7	96	70 - 130
1,1-Dichloroethene	2.50	1.88	9.9	7.4	75	70 - 130
cis-1,2-Dichloroethene	2.50	2.35	9.9	9.3	94	70 - 130
trans-1,2-Dichloroethene	2.50	2.46	9.9	9.8	98	70 - 130

SURROGATE	PERCENT RECOVERY	LABORATORY CONTROL LIMITS (%)
4-Bromofluorobenzene	100	60 - 140

The 'Result' in ug/m3 is calculated using the following equation: Amount Found(before rounding)*(Molecular Weight/24.45)

The 'Reporting Limit' in ug/m3 is calculated using the following equation: (Reporting Limit(before rounding) * Dilution Factor) * (Molecular Weight/24.45)

Tetra Tech NUS, Inc

Client Sample ID: INTRA-LAB BLANK

GC/MS Volatiles

Lot-Sample # H9G200000 - 121B **Work Order #** LGPW61AA **Matrix.....:** AIR

	07/07/2009	**Date Received..:**	07/10/2009
Prep Date.....:	07/17/2009	**Analysis Date...**	07/17/2009
Prep Batch #.....:	9201121		
Dilution Factor.:	1	**Method.....:**	TO-15

PARAMETER	RESULTS (ppb(v/v))	REPORTING LIMIT (ppb(v/v))	RESULTS (ug/m3)	REPORTING LIMIT (ug/m3)
Ethylbenzene	ND	0.080	ND	0.35
Methylene chloride	ND	0.20	ND	0.69
Naphthalene	ND	0.20	ND	1.0
Benzene	ND	0.080	ND	0.26
Tetrachloroethene	ND	0.080	ND	0.54
Toluene	ND	0.080	ND	0.30
1,2,4-Trichlorobenzene	ND	0.40	ND	3.0
Trichloroethene	ND	0.040	ND	0.21
Vinyl chloride	ND	0.080	ND	0.20
o-Xylene	ND	0.080	ND	0.35
Methyl tert-butyl ether	ND	0.40	ND	1.4
m-Xylene & p-Xylene	ND	0.080	ND	0.35
Carbon tetrachloride	ND	0.080	ND	0.50
Chloroform	ND	0.080	ND	0.39
Dichlorodifluoromethane	ND	0.080	ND	0.40
1,1-Dichloroethane	ND	0.080	ND	0.32
1,2-Dichloroethane	ND	0.080	ND	0.32
1,1-Dichloroethene	ND	0.080	ND	0.32
cis-1,2-Dichloroethene	ND	0.080	ND	0.32
trans-1,2-Dichloroethene	ND	0.080	ND	0.32

SURROGATE	PERCENT RECOVERY	LABORATORY CONTROL LIMITS (%)
4-Bromofluorobenzene	97	60 - 140

The 'Result' in ug/m3 is calculated using the following equation: Amount Found(before rounding)*(Molecular Weight/24.45)

The 'Reporting Limit' in ug/m3 is calculated using the following equation: (Reporting Limit(before rounding) * Dilution Factor) * (Molecular Weight/24.45)

Tetra Tech NUS, Inc

Client Sample ID: CHECK SAMPLE

GC/MS Volatiles

Lot-Sample # H9G200000 - 121C **Work Order #** LGPW61AC **Matrix.....:** AIR

	07/07/2009	**Date Received..:**	07/10/2009
Prep Date.....:	07/17/2009	**Analysis Date...**	07/17/2009
Prep Batch #.....:	9201121		
Dilution Factor.:	1	**Method.....:**	TO-15

PARAMETER	SPIKE AMOUNT (ppb(v/v))	MEASURED AMOUNT (ppb(v/v))	SPIKE AMOUNT (ug/m3)	MEASURED AMOUNT (ug/m3)	PERCENT RECOVERY	RECOVERY LIMITS
Ethylbenzene	2.50	2.17	11	9.4	87	70 - 130
Methylene chloride	2.50	2.45	8.7	8.5	98	70 - 130
Naphthalene	2.50	2.24	13	12	90	60 - 140
Benzene	2.50	2.22	8.0	7.1	89	70 - 130
Tetrachloroethene	2.50	2.27	17	15	91	70 - 130
Toluene	2.50	2.10	9.4	7.9	84	70 - 130
1,2,4-Trichlorobenzene	2.50	2.37	19	18	95	60 - 140
Trichloroethene	2.50	2.51	13	13	100	70 - 130
Vinyl chloride	2.50	2.58	6.4	6.6	103	70 - 130
o-Xylene	2.50	2.20	11	9.5	88	70 - 130
Methyl tert-butyl ether	2.50	2.89	9.0	10	116	60 - 140
m-Xylene & p-Xylene	5.00	4.54	22	20	91	70 - 130
Carbon tetrachloride	2.50	1.82	16	11	73	70 - 130
Chloroform	2.50	2.65	12	13	106	70 - 130
Dichlorodifluoromethane	2.50	2.74	12	14	109	60 - 140
1,1-Dichloroethane	2.50	2.69	10	11	108	70 - 130
1,2-Dichloroethane	2.50	2.20	10	8.9	88	70 - 130
1,1-Dichloroethene	2.50	2.60	9.9	10	104	70 - 130
cis-1,2-Dichloroethene	2.50	2.59	9.9	10	104	70 - 130
trans-1,2-Dichloroethene	2.50	2.68	9.9	11	107	70 - 130

SURROGATE	PERCENT RECOVERY	LABORATORY CONTROL LIMITS (%)
4-Bromofluorobenzene	100	60 - 140

The 'Result' in ug/m3 is calculated using the following equation: Amount Found(before rounding)*(Molecular Weight/24.45)

The 'Reporting Limit' in ug/m3 is calculated using the following equation: (Reporting Limit(before rounding) * Dilution Factor) * (Molecular Weight/24.45)

Tetra Tech NUS, Inc

Client Sample ID: INTRA-LAB BLANK

GC/MS Volatiles

Lot-Sample #	H9G240000 - 060B	**Work Order #**	LG1EN1AA	**Matrix.....:**	AIR

	07/08/2009	**Date Received..:**	07/10/2009
Prep Date.....:	07/23/2009	**Analysis Date...**	07/23/2009
Prep Batch #.....:	9205060		
Dilution Factor.:	1	**Method.....:**	TO-15

PARAMETER	RESULTS (ppb(v/v))	REPORTING LIMIT (ppb(v/v))	RESULTS (ug/m3)	REPORTING LIMIT (ug/m3)
Ethylbenzene	ND	0.080	ND	0.35
Methylene chloride	ND	0.20	ND	0.69
Naphthalene	ND	0.20	ND	1.0
Benzene	ND	0.080	ND	0.26
Tetrachloroethene	ND	0.080	ND	0.54
Toluene	ND	0.080	ND	0.30
1,2,4-Trichlorobenzene	ND	0.40	ND	3.0
Trichloroethene	ND	0.040	ND	0.21
Vinyl chloride	ND	0.080	ND	0.20
o-Xylene	ND	0.080	ND	0.35
Methyl tert-butyl ether	ND	0.40	ND	1.4
m-Xylene & p-Xylene	ND	0.080	ND	0.35
Carbon tetrachloride	ND	0.080	ND	0.50
Chloroform	ND	0.080	ND	0.39
Dichlorodifluoromethane	ND	0.080	ND	0.40
1,1-Dichloroethane	ND	0.080	ND	0.32
1,2-Dichloroethane	ND	0.080	ND	0.32
1,1-Dichloroethene	ND	0.080	ND	0.32
cis-1,2-Dichloroethene	ND	0.080	ND	0.32
trans-1,2-Dichloroethene	ND	0.080	ND	0.32

SURROGATE	PERCENT RECOVERY	LABORATORY CONTROL LIMITS (%)
4-Bromofluorobenzene	103	60 - 140

The 'Result' in ug/m3 is calculated using the following equation: Amount Found(before rounding)*(Molecular Weight/24.45)

The 'Reporting Limit' in ug/m3 is calculated using the following equation: (Reporting Limit(before rounding) * Dilution Factor) * (Molecular Weight/24.45)

Tetra Tech NUS, Inc

Client Sample ID: CHECK SAMPLE

GC/MS Volatiles

Lot-Sample # H9G240000 - 060C **Work Order #** LG1EN1AC **Matrix.....:** AIR

	07/08/2009	**Date Received..:**	07/10/2009
Prep Date.....:	07/23/2009	**Analysis Date...**	07/23/2009
Prep Batch #.....:	9205060		
Dilution Factor.:	1	**Method.....:**	TO-15

PARAMETER	SPIKE AMOUNT (ppb(v/v))	MEASURED AMOUNT (ppb(v/v))	SPIKE AMOUNT (ug/m3)	MEASURED AMOUNT (ug/m3)	PERCENT RECOVERY	RECOVERY LIMITS
Ethylbenzene	12.5	10.7	54	47	86	70 - 130
Methylene chloride	12.5	11.3	43	39	91	70 - 130
Naphthalene	12.5	14.1	66	74	112	60 - 140
Benzene	12.5	11.0	40	35	88	70 - 130
Tetrachloroethene	12.5	10.8	85	73	86	70 - 130
Toluene	12.5	10.5	47	40	84	70 - 130
1,2,4-Trichlorobenzene	12.5	13.0	93	97	104	60 - 140
Trichloroethene	12.5	11.9	67	64	95	70 - 130
Vinyl chloride	12.5	12.8	32	33	102	70 - 130
o-Xylene	12.5	10.5	54	46	84	70 - 130
Methyl tert-butyl ether	12.5	10.9	45	39	87	60 - 140
m-Xylene & p-Xylene	25.0	22.0	110	95	88	70 - 130
Carbon tetrachloride	12.5	15.2	79	96	122	70 - 130
Chloroform	12.5	12.2	61	59	97	70 - 130
Dichlorodifluoromethane	12.5	12.1	62	60	97	60 - 140
1,1-Dichloroethane	12.5	13.0	51	53	104	70 - 130
1,2-Dichloroethane	12.5	12.1	51	49	97	70 - 130
1,1-Dichloroethene	12.5	13.8	50	55	110	70 - 130
cis-1,2-Dichloroethene	12.5	12.3	50	49	98	70 - 130
trans-1,2-Dichloroethene	12.5	11.7	50	46	93	70 - 130

SURROGATE	PERCENT RECOVERY	LABORATORY CONTROL LIMITS (%)
4-Bromofluorobenzene	104	60 - 140

The 'Result' in ug/m3 is calculated using the following equation: Amount Found(before rounding)*(Molecular Weight/24.45)

The 'Reporting Limit' in ug/m3 is calculated using the following equation: (Reporting Limit(before rounding) * Dilution Factor) * (Molecular Weight/24.45)

ANALYTICAL REPORT

PROJECT NO. 112IC02182 - MRC IAQ

Middle River, Maryland

Lot #: H9G100215

Rick Samuels

Tetra Tech NUS Inc
2171 West Park Court
Suite E
Stone Mountain, GA 30087

TESTAMERICA LABORATORIES, INC.

Terry Wasmund
Project Manager

July 31, 2009

ANALYTICAL METHODS SUMMARY

H9G100215

PARAMETER	ANALYTICAL METHOD
Volatile Organics by TO15	EPA-2 TO-15

References:

EPA-2 "Compendium of Methods for the Determination of Toxic Organic Compounds in Ambient Air", EPA-625/R-96/010b, January 1999.

PROJECT NARRATIVE
H9G100215
TetraTech NUS
Job 112IC02182
Subcontract Order # 1049456
Middle River, Maryland

The results reported herein are applicable to the samples submitted for analysis only.

This report shall not be reproduced except in full, without the written approval of the laboratory.

The original chain of custody documentation is included with this report.

Sample Receipt

The chain of custody shows that sample ISG-12-C-6 was collected in Summa Canister ID 7466; but the sample was in Summa Canister ID 3270.

Sample SV-C-6-6 (Summa Canister ID 1290N) was received, but was not listed on the chain of custody documentation.

Quality Control and Data Interpretation

Unless otherwise noted, all holding times and QC criteria were met and the test results shown in this report meet all applicable NELAC requirements.

EPA methods TO-14A and TO-15 specify the use of humidified "zero air" as the blank reagent for canister cleaning, instrument calibration and sample analysis. Ultra-high purity humidified nitrogen from a cryogenic reservoir is used in place of "zero air" by TestAmerica Knoxville.

The EPA method requires that all target analytes in the continuing calibration verification standard be within 30% difference from the initial calibration. According to the laboratory standard operating procedure, the continuing calibration is acceptable if it meets the laboratory control sample acceptance criteria. Even though the calibration verification analyzed on 07/21/09 exhibited a % difference of > 30% for carbon tetrachloride, the results were within the LCS acceptance limits.

TestAmerica Knoxville maintains the following certifications, approvals and accreditations: Arkansas DEQ Lab #88-0688, California DHS ELAP Cert. #2423, Colorado DPHE, Connecticut DPH Lab #PH-0223, Florida DOH Lab #E87177, Georgia DNR Lab #906, Hawaii DOH, Illinois EPA Lab #200012, Indiana DOH Lab #C-TN-02, Iowa DNR Lab #375, Kansas DHE Cert. #E-10349, Kentucky DEP Lab #90101, Louisiana DEQ Cert. #03079, Louisiana DOHH, Maryland DOE Cert. #277, Michigan DEQ Lab #9933, Nevada DEP, New Jersey DEP Lab #TN001, New York DOH Lab #10781, North Carolina DPH Lab #21705, North Carolina DEHNR Cert. #64, Ohio EPA VAP Lab #CL0059, Oklahoma DEQ Lab #9415, Pennsylvania DEP Lab #68-00576, South Carolina DHEC Cert #84001001, Tennessee DOH Lab #02014, Texas CEQ, Utah DOH Lab # QUAN3, Virginia DGS Lab #00165, Washington DOE Lab #C1314, West Virginia DEP Cert. #345, West Virginia DHHR Cert #9955C, Wisconsin DNR Lab #998044300, Naval Facilities Engineering Service Center and USDA Soil Permit #S-46424. This list of approvals is subject to change and does not imply that laboratory certification is available for all parameters reported in this environmental sample data report.

PROJECT NARRATIVE
H9G100215

Although carbon tetrachloride is flagged as being outside recovery limits in the laboratory control sample for batch 9203109, the laboratory control sample is in control. The standard operating procedure allows for 1 analyte to be outside the control limits, but within marginal exceedence limit.

Sample IAQ-C-15-6 was reported with elevated reporting limits for all analytes due to the presence of non-target compounds. A dilution was necessary prior to analysis, and the reporting limits were adjusted accordingly.

Sample Data Summary

Tetra Tech NUS, Inc

Client Sample ID: ISG-11-C-6

GC/MS Volatiles

Lot-Sample #	H9G100215 - 001	**Work Order #**	LGA421AA	**Matrix.....:**	AIR

Date Sampled...:	07/07/2009	**Date Received..:**	07/10/2009
Prep Date.....:	07/23/2009	**Analysis Date...**	07/24/2009
Prep Batch #.....:	9205060		
Dilution Factor.:	5	**Method.....:**	TO-15

PARAMETER	RESULTS (ppb(v/v))	REPORTING LIMIT (ppb(v/v))	RESULTS (ug/m3)	REPORTING LIMIT (ug/m3)
Ethylbenzene	**2.9**	**0.40**	**13**	**1.7**
Methylene chloride	ND	1.0	ND	3.5
Naphthalene	**4.5**	**1.0**	**24**	**5.2**
Benzene	ND	0.40	ND	1.3
Tetrachloroethene	**22**	**0.40**	**150**	**2.7**
Toluene	**120**	**0.40**	**450**	**1.5**
1,2,4-Trichlorobenzene	ND	2.0	ND	15
Trichloroethene	**0.74**	**0.20**	**4.0**	**1.1**
Vinyl chloride	ND	0.40	ND	1.0
o-Xylene	**6.4**	**0.40**	**28**	**1.7**
Methyl tert-butyl ether	ND	2.0	ND	7.2
m-Xylene & p-Xylene	**12**	**0.40**	**53**	**1.7**
Carbon tetrachloride	**0.40**	**0.40**	**2.5**	**2.5**
Chloroform	**0.51**	**0.40**	**2.5**	**2.0**
Dichlorodifluoromethane	**21**	**0.40**	**100**	**2.0**
1,1-Dichloroethane	ND	0.40	ND	1.6
1,2-Dichloroethane	ND	0.40	ND	1.6
1,1-Dichloroethene	ND	0.40	ND	1.6
cis-1,2-Dichloroethene	ND	0.40	ND	1.6
trans-1,2-Dichloroethene	ND	0.40	ND	1.6

SURROGATE	PERCENT RECOVERY	LABORATORY CONTROL LIMITS (%)
4-Bromofluorobenzene	104	60 - 140

The 'Result' in ug/m3 is calculated using the following equation: Amount Found(before rounding)*(Molecular Weight/24.45)

The 'Reporting Limit' in ug/m3 is calculated using the following equation: (Reporting Limit(before rounding) * Dilution Factor) * (Molecular Weight/24.45)

Tetra Tech NUS, Inc

Client Sample ID: ISG-12-C-6

GC/MS Volatiles

Lot-Sample #	H9G100215 - 002	**Work Order #**	LGA5D1AA	**Matrix.....:**	AIR

Date Sampled...:	07/07/2009	**Date Received..:**	07/10/2009
Prep Date.....:	07/23/2009	**Analysis Date...**	07/24/2009
Prep Batch #.....:	9205060		
Dilution Factor.:	5	**Method.....:**	TO-15

PARAMETER	RESULTS (ppb(v/v))	REPORTING LIMIT (ppb(v/v))	RESULTS (ug/m3)	REPORTING LIMIT (ug/m3)
Ethylbenzene	**0.57**	**0.40**	**2.5**	**1.7**
Methylene chloride	ND	1.0	ND	3.5
Naphthalene	**32**	**1.0**	**170**	**5.2**
Benzene	ND	0.40	ND	1.3
Tetrachloroethene	**1.6**	**0.40**	**11**	**2.7**
Toluene	**14**	**0.40**	**53**	**1.5**
1,2,4-Trichlorobenzene	ND	2.0	ND	15
Trichloroethene	**1.3**	**0.20**	**7.1**	**1.1**
Vinyl chloride	ND	0.40	ND	1.0
o-Xylene	**2.3**	**0.40**	**9.9**	**1.7**
Methyl tert-butyl ether	ND	2.0	ND	7.2
m-Xylene & p-Xylene	**3.2**	**0.40**	**14**	**1.7**
Carbon tetrachloride	ND	0.40	ND	2.5
Chloroform	ND	0.40	ND	2.0
Dichlorodifluoromethane	**1.5**	**0.40**	**7.4**	**2.0**
1,1-Dichloroethane	ND	0.40	ND	1.6
1,2-Dichloroethane	ND	0.40	ND	1.6
1,1-Dichloroethene	ND	0.40	ND	1.6
cis-1,2-Dichloroethene	ND	0.40	ND	1.6
trans-1,2-Dichloroethene	ND	0.40	ND	1.6

SURROGATE	PERCENT RECOVERY	LABORATORY CONTROL LIMITS (%)
4-Bromofluorobenzene	103	60 - 140

The 'Result' in ug/m3 is calculated using the following equation: Amount Found(before rounding)*(Molecular Weight/24.45)

The 'Reporting Limit' in ug/m3 is calculated using the following equation: (Reporting Limit(before rounding) * Dilution Factor) * (Molecular Weight/24.45)

Tetra Tech NUS, Inc

Client Sample ID: ISG-13-C-6

GC/MS Volatiles

Lot-Sample #	H9G100215 - 003	**Work Order #**	LGA5J1AA	**Matrix.....:**	AIR

Date Sampled...:	07/07/2009	**Date Received..:**	07/10/2009
Prep Date.....:	07/24/2009	**Analysis Date...**	07/25/2009
Prep Batch #.....:	9208066		
Dilution Factor.:	25	**Method.....:**	TO-15

PARAMETER	RESULTS (ppb(v/v))	REPORTING LIMIT (ppb(v/v))	RESULTS (ug/m3)	REPORTING LIMIT (ug/m3)
Ethylbenzene	**2.6**	**2.0**	**11**	**8.7**
Methylene chloride	ND	5.0	ND	17
Naphthalene	**340**	**5.0**	**1800**	**26**
Benzene	ND	2.0	ND	6.4
Tetrachloroethene	ND	2.0	ND	14
Toluene	**46**	**2.0**	**170**	**7.5**
1,2,4-Trichlorobenzene	ND	10	ND	74
Trichloroethene	ND	1.0	ND	5.4
Vinyl chloride	ND	2.0	ND	5.1
o-Xylene	**10**	**2.0**	**44**	**8.7**
Methyl tert-butyl ether	ND	10	ND	36
m-Xylene & p-Xylene	**14**	**2.0**	**62**	**8.7**
Carbon tetrachloride	ND	2.0	ND	13
Chloroform	ND	2.0	ND	9.8
Dichlorodifluoromethane	ND	2.0	ND	9.9
1,1-Dichloroethane	ND	2.0	ND	8.1
1,2-Dichloroethane	ND	2.0	ND	8.1
1,1-Dichloroethene	ND	2.0	ND	7.9
cis-1,2-Dichloroethene	ND	2.0	ND	7.9
trans-1,2-Dichloroethene	ND	2.0	ND	7.9

SURROGATE	PERCENT RECOVERY	LABORATORY CONTROL LIMITS (%)
4-Bromofluorobenzene	109	60 - 140

The 'Result' in ug/m3 is calculated using the following equation: Amount Found(before rounding)*(Molecular Weight/24.45)

The 'Reporting Limit' in ug/m3 is calculated using the following equation: (Reporting Limit(before rounding) * Dilution Factor) * (Molecular Weight/24.45)

Tetra Tech NUS, Inc

Client Sample ID: ISG-14-C-6

GC/MS Volatiles

Lot-Sample # H9G100215 - 004 **Work Order #** LGA5M1AA **Matrix.....:** AIR

Date Sampled...: 07/07/2009 **Date Received..:** 07/10/2009
Prep Date.....: 07/24/2009 **Analysis Date...** 07/25/2009
Prep Batch #.....: 9208066
Dilution Factor.: 251.95 **Method.....:** TO-15

PARAMETER	RESULTS (ppb(v/v))	REPORTING LIMIT (ppb(v/v))	RESULTS (ug/m3)	REPORTING LIMIT (ug/m3)
Ethylbenzene	**26**	**20**	**110**	**88**
Methylene chloride	ND	50	ND	180
Naphthalene	**84**	**50**	**440**	**260**
Benzene	ND	20	ND	64
Tetrachloroethene	ND	20	ND	140
Toluene	**2800**	**20**	**10000**	**76**
1,2,4-Trichlorobenzene	ND	100	ND	750
Trichloroethene	**16**	**10**	**86**	**54**
Vinyl chloride	ND	20	ND	52
o-Xylene	**57**	**20**	**250**	**88**
Methyl tert-butyl ether	ND	100	ND	360
m-Xylene & p-Xylene	**110**	**20**	**490**	**88**
Carbon tetrachloride	ND	20	ND	130
Chloroform	ND	20	ND	98
Dichlorodifluoromethane	ND	20	ND	100
1,1-Dichloroethane	ND	20	ND	82
1,2-Dichloroethane	ND	20	ND	82
1,1-Dichloroethene	ND	20	ND	80
cis-1,2-Dichloroethene	ND	20	ND	80
trans-1,2-Dichloroethene	ND	20	ND	80

SURROGATE	PERCENT RECOVERY	LABORATORY CONTROL LIMITS (%)
4-Bromofluorobenzene	104	60 - 140

The 'Result' in ug/m3 is calculated using the following equation: Amount Found(before rounding)*(Molecular Weight/24.45)

The 'Reporting Limit' in ug/m3 is calculated using the following equation: (Reporting Limit(before rounding) * Dilution Factor) * (Molecular Weight/24.45)

Tetra Tech NUS, Inc

Client Sample ID: SV-B-4-6

GC/MS Volatiles

Lot-Sample # H9G100215 - 005 **Work Order #** LGA5Q1AA **Matrix.....:** AIR

Date Sampled...: 07/07/2009 **Date Received..:** 07/10/2009
Prep Date.....: 07/20/2009 **Analysis Date...** 07/20/2009
Prep Batch #.....: 9202065
Dilution Factor.: 1 **Method.....:** TO-15

PARAMETER	RESULTS (ppb(v/v))	REPORTING LIMIT (ppb(v/v))	RESULTS (ug/m3)	REPORTING LIMIT (ug/m3)
Ethylbenzene	**5.8**	**0.080**	**25**	**0.35**
Methylene chloride	**1.2**	**0.20**	**4.0**	**0.69**
Naphthalene	ND	0.20	ND	1.0
Benzene	**0.36**	**0.080**	**1.2**	**0.26**
Tetrachloroethene	**0.68**	**0.080**	**4.6**	**0.54**
Toluene	**2.1**	**0.080**	**7.8**	**0.30**
1,2,4-Trichlorobenzene	ND	0.40	ND	3.0
Trichloroethene	**0.077**	**0.040**	**0.41**	**0.21**
Vinyl chloride	ND	0.080	ND	0.20
o-Xylene	**4.7**	**0.080**	**20**	**0.35**
Methyl tert-butyl ether	ND	0.40	ND	1.4
m-Xylene & p-Xylene	**18**	**0.080**	**76**	**0.35**
Carbon tetrachloride	**0.086**	**0.080**	**0.54**	**0.50**
Chloroform	ND	0.080	ND	0.39
Dichlorodifluoromethane	**0.45**	**0.080**	**2.2**	**0.40**
1,1-Dichloroethane	ND	0.080	ND	0.32
1,2-Dichloroethane	ND	0.080	ND	0.32
1,1-Dichloroethene	ND	0.080	ND	0.32
cis-1,2-Dichloroethene	ND	0.080	ND	0.32
trans-1,2-Dichloroethene	ND	0.080	ND	0.32

SURROGATE	PERCENT RECOVERY	LABORATORY CONTROL LIMITS (%)
4-Bromofluorobenzene	97	60 - 140

The 'Result' in ug/m3 is calculated using the following equation: Amount Found(before rounding)*(Molecular Weight/24.45)

The 'Reporting Limit' in ug/m3 is calculated using the following equation: (Reporting Limit(before rounding) * Dilution Factor) * (Molecular Weight/24.45)

Tetra Tech NUS, Inc

Client Sample ID: SV-B-6-6

GC/MS Volatiles

Lot-Sample #	H9G100215 - 006	**Work Order #**	LGA531AA	**Matrix.....:**	AIR

Date Sampled...:	07/07/2009	**Date Received..:**	07/10/2009
Prep Date.....:	07/20/2009	**Analysis Date...**	07/20/2009
Prep Batch #.....:	9202065		
Dilution Factor.:	1	**Method.....:**	TO-15

PARAMETER	RESULTS (ppb(v/v))	REPORTING LIMIT (ppb(v/v))	RESULTS (ug/m3)	REPORTING LIMIT (ug/m3)
Ethylbenzene	**4.6**	**0.080**	**20**	**0.35**
Methylene chloride	**0.90**	**0.20**	**3.1**	**0.69**
Naphthalene	**0.81**	**0.20**	**4.2**	**1.0**
Benzene	**0.33**	**0.080**	**1.1**	**0.26**
Tetrachloroethene	**0.19**	**0.080**	**1.3**	**0.54**
Toluene	**13**	**0.080**	**48**	**0.30**
1,2,4-Trichlorobenzene	ND	0.40	ND	3.0
Trichloroethene	**0.38**	**0.040**	**2.0**	**0.21**
Vinyl chloride	ND	0.080	ND	0.20
o-Xylene	**7.2**	**0.080**	**31**	**0.35**
Methyl tert-butyl ether	ND	0.40	ND	1.4
m-Xylene & p-Xylene	**21**	**0.080**	**92**	**0.35**
Carbon tetrachloride	**0.10**	**0.080**	**0.65**	**0.50**
Chloroform	**0.14**	**0.080**	**0.68**	**0.39**
Dichlorodifluoromethane	**0.45**	**0.080**	**2.2**	**0.40**
1,1-Dichloroethane	ND	0.080	ND	0.32
1,2-Dichloroethane	ND	0.080	ND	0.32
1,1-Dichloroethene	ND	0.080	ND	0.32
cis-1,2-Dichloroethene	ND	0.080	ND	0.32
trans-1,2-Dichloroethene	ND	0.080	ND	0.32

SURROGATE	PERCENT RECOVERY	LABORATORY CONTROL LIMITS (%)
4-Bromofluorobenzene	99	60 - 140

The 'Result' in ug/m3 is calculated using the following equation: Amount Found(before rounding)*(Molecular Weight/24.45)

The 'Reporting Limit' in ug/m3 is calculated using the following equation: (Reporting Limit(before rounding) * Dilution Factor) * (Molecular Weight/24.45)

Tetra Tech NUS, Inc

Client Sample ID: SV-C-1-6

GC/MS Volatiles

Lot-Sample #	H9G100215 - 007	**Work Order #**	LGA541AA	**Matrix.....:**	AIR

Date Sampled...:	07/07/2009	**Date Received..:**	07/10/2009
Prep Date.....:	07/20/2009	**Analysis Date...**	07/21/2009
Prep Batch #.....:	9202065		
Dilution Factor.:	1	**Method.....:**	TO-15

PARAMETER	RESULTS (ppb(v/v))	REPORTING LIMIT (ppb(v/v))	RESULTS (ug/m3)	REPORTING LIMIT (ug/m3)
Ethylbenzene	**2.9**	**0.080**	**13**	**0.35**
Methylene chloride	**2.3**	**0.20**	**8.1**	**0.69**
Naphthalene	**2.3**	**0.20**	**12**	**1.0**
Benzene	**0.65**	**0.080**	**2.1**	**0.26**
Tetrachloroethene	**0.17**	**0.080**	**1.2**	**0.54**
Toluene	**8.4**	**0.080**	**31**	**0.30**
1,2,4-Trichlorobenzene	ND	0.40	ND	3.0
Trichloroethene	**0.062**	**0.040**	**0.33**	**0.21**
Vinyl chloride	ND	0.080	ND	0.20
o-Xylene	**4.2**	**0.080**	**18**	**0.35**
Methyl tert-butyl ether	ND	0.40	ND	1.4
m-Xylene & p-Xylene	**7.0**	**0.080**	**30**	**0.35**
Carbon tetrachloride	ND	0.080	ND	0.50
Chloroform	**1.1**	**0.080**	**5.2**	**0.39**
Dichlorodifluoromethane	**0.45**	**0.080**	**2.2**	**0.40**
1,1-Dichloroethane	ND	0.080	ND	0.32
1,2-Dichloroethane	ND	0.080	ND	0.32
1,1-Dichloroethene	ND	0.080	ND	0.32
cis-1,2-Dichloroethene	ND	0.080	ND	0.32
trans-1,2-Dichloroethene	ND	0.080	ND	0.32

SURROGATE	PERCENT RECOVERY	LABORATORY CONTROL LIMITS (%)
4-Bromofluorobenzene	99	60 - 140

The 'Result' in ug/m3 is calculated using the following equation: Amount Found(before rounding)*(Molecular Weight/24.45)

The 'Reporting Limit' in ug/m3 is calculated using the following equation: (Reporting Limit(before rounding) * Dilution Factor) * (Molecular Weight/24.45)

Tetra Tech NUS, Inc

Client Sample ID: SV-C-2-6

GC/MS Volatiles

Lot-Sample #	H9G100215 - 008	**Work Order #**	LGA561AA	**Matrix.....:**	AIR

Date Sampled...:	07/07/2009	**Date Received..:**	07/10/2009
Prep Date.....:	07/20/2009	**Analysis Date...**	07/21/2009
Prep Batch #.....:	9202065		
Dilution Factor.:	1	**Method.....:**	TO-15

PARAMETER	RESULTS (ppb(v/v))	REPORTING LIMIT (ppb(v/v))	RESULTS (ug/m3)	REPORTING LIMIT (ug/m3)
Ethylbenzene	**7.2**	**0.080**	**31**	**0.35**
Methylene chloride	**0.42**	**0.20**	**1.5**	**0.69**
Naphthalene	**0.55**	**0.20**	**2.9**	**1.0**
Benzene	**0.53**	**0.080**	**1.7**	**0.26**
Tetrachloroethene	**0.14**	**0.080**	**0.92**	**0.54**
Toluene	**8.3**	**0.080**	**31**	**0.30**
1,2,4-Trichlorobenzene	ND	0.40	ND	3.0
Trichloroethene	**0.20**	**0.040**	**1.1**	**0.21**
Vinyl chloride	ND	0.080	ND	0.20
o-Xylene	**12**	**0.080**	**51**	**0.35**
Methyl tert-butyl ether	ND	0.40	ND	1.4
m-Xylene & p-Xylene	**14**	**0.080**	**63**	**0.35**
Carbon tetrachloride	**0.081**	**0.080**	**0.51**	**0.50**
Chloroform	**0.81**	**0.080**	**3.9**	**0.39**
Dichlorodifluoromethane	**0.45**	**0.080**	**2.2**	**0.40**
1,1-Dichloroethane	ND	0.080	ND	0.32
1,2-Dichloroethane	ND	0.080	ND	0.32
1,1-Dichloroethene	ND	0.080	ND	0.32
cis-1,2-Dichloroethene	ND	0.080	ND	0.32
trans-1,2-Dichloroethene	ND	0.080	ND	0.32

SURROGATE	PERCENT RECOVERY	LABORATORY CONTROL LIMITS (%)
4-Bromofluorobenzene	100	60 - 140

The 'Result' in ug/m3 is calculated using the following equation: Amount Found(before rounding)*(Molecular Weight/24.45)

The 'Reporting Limit' in ug/m3 is calculated using the following equation: (Reporting Limit(before rounding) * Dilution Factor) * (Molecular Weight/24.45)

Tetra Tech NUS, Inc

Client Sample ID: SV-C-3-6

GC/MS Volatiles

Lot-Sample # H9G100215 - 009 **Work Order #** LGA6C1AA **Matrix.....:** AIR

Date Sampled...: 07/07/2009 **Date Received..:** 07/10/2009
Prep Date.....: 07/20/2009 **Analysis Date...** 07/21/2009
Prep Batch #.....: 9202065
Dilution Factor.: 20 **Method.....:** TO-15

PARAMETER	RESULTS (ppb(v/v))	REPORTING LIMIT (ppb(v/v))	RESULTS (ug/m3)	REPORTING LIMIT (ug/m3)
Ethylbenzene	**110**	**1.6**	**490**	**6.9**
Methylene chloride	ND	4.0	ND	14
Naphthalene	ND	4.0	ND	21
Benzene	ND	1.6	ND	5.1
Tetrachloroethene	ND	1.6	ND	11
Toluene	**13**	**1.6**	**50**	**6.0**
1,2,4-Trichlorobenzene	ND	8.0	ND	59
Trichloroethene	**33**	**0.80**	**180**	**4.3**
Vinyl chloride	ND	1.6	ND	4.1
o-Xylene	**150**	**1.6**	**670**	**6.9**
Methyl tert-butyl ether	ND	8.0	ND	29
m-Xylene & p-Xylene	**500**	**1.6**	**2200**	**6.9**
Carbon tetrachloride	ND	1.6	ND	10
Chloroform	**1.9**	**1.6**	**9.1**	**7.8**
Dichlorodifluoromethane	ND	1.6	ND	7.9
1,1-Dichloroethane	**2.1**	**1.6**	**8.5**	**6.5**
1,2-Dichloroethane	ND	1.6	ND	6.5
1,1-Dichloroethene	ND	1.6	ND	6.3
cis-1,2-Dichloroethene	**11**	**1.6**	**45**	**6.3**
trans-1,2-Dichloroethene	ND	1.6	ND	6.3

SURROGATE	PERCENT RECOVERY	LABORATORY CONTROL LIMITS (%)
4-Bromofluorobenzene	99	60 - 140

The 'Result' in ug/m3 is calculated using the following equation: Amount Found(before rounding)*(Molecular Weight/24.45)

The 'Reporting Limit' in ug/m3 is calculated using the following equation: (Reporting Limit(before rounding) * Dilution Factor) * (Molecular Weight/24.45)

Tetra Tech NUS, Inc

Client Sample ID: SV-C-4-6

GC/MS Volatiles

Lot-Sample # H9G100215 - 010 **Work Order #** LGA6E1AA **Matrix.....:** AIR

Date Sampled...: 07/07/2009 **Date Received..:** 07/10/2009
Prep Date.....: 07/21/2009 **Analysis Date...** 07/21/2009
Prep Batch #.....: 9203109
Dilution Factor.: 2.5 **Method.....:** TO-15

PARAMETER	RESULTS (ppb(v/v))	REPORTING LIMIT (ppb(v/v))	RESULTS (ug/m3)	REPORTING LIMIT (ug/m3)
Ethylbenzene	**7.0**	**0.20**	**30**	**0.87**
Methylene chloride	**0.80**	**0.50**	**2.8**	**1.7**
Naphthalene	**3.1**	**0.50**	**17**	**2.6**
Benzene	**0.88**	**0.20**	**2.8**	**0.64**
Tetrachloroethene	ND	0.20	ND	1.4
Toluene	**8.5**	**0.20**	**32**	**0.75**
1,2,4-Trichlorobenzene	ND	1.0	ND	7.4
Trichloroethene	**49**	**0.10**	**260**	**0.54**
Vinyl chloride	ND	0.20	ND	0.51
o-Xylene	**24**	**0.20**	**100**	**0.87**
Methyl tert-butyl ether	ND	1.0	ND	3.6
m-Xylene & p-Xylene	**25**	**0.20**	**110**	**0.87**
Carbon tetrachloride	ND	0.20	ND	1.3
Chloroform	**0.90**	**0.20**	**4.4**	**0.98**
Dichlorodifluoromethane	**0.50**	**0.20**	**2.5**	**0.99**
1,1-Dichloroethane	ND	0.20	ND	0.81
1,2-Dichloroethane	ND	0.20	ND	0.81
1,1-Dichloroethene	ND	0.20	ND	0.79
cis-1,2-Dichloroethene	**24**	**0.20**	**95**	**0.79**
trans-1,2-Dichloroethene	**0.43**	**0.20**	**1.7**	**0.79**

SURROGATE	PERCENT RECOVERY	LABORATORY CONTROL LIMITS (%)
4-Bromofluorobenzene	99	60 - 140

The 'Result' in ug/m3 is calculated using the following equation: Amount Found(before rounding)*(Molecular Weight/24.45)

The 'Reporting Limit' in ug/m3 is calculated using the following equation: (Reporting Limit(before rounding) * Dilution Factor) * (Molecular Weight/24.45)

Tetra Tech NUS, Inc

Client Sample ID: SV-C-5-6

GC/MS Volatiles

Lot-Sample #	H9G100215 - 011	**Work Order #**	LGA6G1AA	**Matrix.....:**	AIR

Date Sampled...:	07/07/2009	**Date Received..:**	07/10/2009
Prep Date.....:	07/20/2009	**Analysis Date...**	07/21/2009
Prep Batch #.....:	9202065		
Dilution Factor.:	1	**Method.....:**	TO-15

PARAMETER	RESULTS (ppb(v/v))	REPORTING LIMIT (ppb(v/v))	RESULTS (ug/m3)	REPORTING LIMIT (ug/m3)
Ethylbenzene	**1.7**	**0.080**	**7.2**	**0.35**
Methylene chloride	**0.37**	**0.20**	**1.3**	**0.69**
Naphthalene	**2.1**	**0.20**	**11**	**1.0**
Benzene	**0.35**	**0.080**	**1.1**	**0.26**
Tetrachloroethene	**0.11**	**0.080**	**0.73**	**0.54**
Toluene	**6.7**	**0.080**	**25**	**0.30**
1,2,4-Trichlorobenzene	ND	0.40	ND	3.0
Trichloroethene	**0.076**	**0.040**	**0.41**	**0.21**
Vinyl chloride	ND	0.080	ND	0.20
o-Xylene	**2.4**	**0.080**	**11**	**0.35**
Methyl tert-butyl ether	ND	0.40	ND	1.4
m-Xylene & p-Xylene	**5.6**	**0.080**	**24**	**0.35**
Carbon tetrachloride	**0.084**	**0.080**	**0.53**	**0.50**
Chloroform	**0.22**	**0.080**	**1.1**	**0.39**
Dichlorodifluoromethane	**0.45**	**0.080**	**2.2**	**0.40**
1,1-Dichloroethane	ND	0.080	ND	0.32
1,2-Dichloroethane	ND	0.080	ND	0.32
1,1-Dichloroethene	ND	0.080	ND	0.32
cis-1,2-Dichloroethene	ND	0.080	ND	0.32
trans-1,2-Dichloroethene	ND	0.080	ND	0.32

SURROGATE	PERCENT RECOVERY	LABORATORY CONTROL LIMITS (%)
4-Bromofluorobenzene	99	60 - 140

The 'Result' in ug/m3 is calculated using the following equation: Amount Found(before rounding)*(Molecular Weight/24.45)

The 'Reporting Limit' in ug/m3 is calculated using the following equation: (Reporting Limit(before rounding) * Dilution Factor) * (Molecular Weight/24.45)

Tetra Tech NUS, Inc

Client Sample ID: SV-C-7-6

GC/MS Volatiles

Lot-Sample #	H9G100215 - 012	**Work Order #**	LGA6K1AA	**Matrix.....:**	AIR

Date Sampled...:	07/07/2009	**Date Received..:**	07/10/2009
Prep Date.....:	07/20/2009	**Analysis Date...**	07/21/2009
Prep Batch #.....:	9202065		
Dilution Factor.:	1	**Method.....:**	TO-15

PARAMETER	RESULTS (ppb(v/v))	REPORTING LIMIT (ppb(v/v))	RESULTS (ug/m3)	REPORTING LIMIT (ug/m3)
Ethylbenzene	**0.25**	**0.080**	**1.1**	**0.35**
Methylene chloride	**0.31**	**0.20**	**1.1**	**0.69**
Naphthalene	ND	0.20	ND	1.0
Benzene	**0.32**	**0.080**	**1.0**	**0.26**
Tetrachloroethene	ND	0.080	ND	0.54
Toluene	**1.4**	**0.080**	**5.3**	**0.30**
1,2,4-Trichlorobenzene	ND	0.40	ND	3.0
Trichloroethene	ND	0.040	ND	0.21
Vinyl chloride	ND	0.080	ND	0.20
o-Xylene	**0.30**	**0.080**	**1.3**	**0.35**
Methyl tert-butyl ether	ND	0.40	ND	1.4
m-Xylene & p-Xylene	**0.79**	**0.080**	**3.4**	**0.35**
Carbon tetrachloride	**0.083**	**0.080**	**0.52**	**0.50**
Chloroform	**0.086**	**0.080**	**0.42**	**0.39**
Dichlorodifluoromethane	**0.45**	**0.080**	**2.2**	**0.40**
1,1-Dichloroethane	ND	0.080	ND	0.32
1,2-Dichloroethane	ND	0.080	ND	0.32
1,1-Dichloroethene	ND	0.080	ND	0.32
cis-1,2-Dichloroethene	ND	0.080	ND	0.32
trans-1,2-Dichloroethene	ND	0.080	ND	0.32

SURROGATE	PERCENT RECOVERY	LABORATORY CONTROL LIMITS (%)
4-Bromofluorobenzene	100	60 - 140

The 'Result' in ug/m3 is calculated using the following equation: Amount Found(before rounding)*(Molecular Weight/24.45)

The 'Reporting Limit' in ug/m3 is calculated using the following equation: (Reporting Limit(before rounding) * Dilution Factor) * (Molecular Weight/24.45)

Tetra Tech NUS, Inc

Client Sample ID: IAQ-C-15-6

GC/MS Volatiles

Lot-Sample # H9G100215 - 013 **Work Order #** LGA6P1AA **Matrix.....:** AIR

Date Sampled...: 07/07/2009 **Date Received..:** 07/10/2009
Prep Date.....: 07/24/2009 **Analysis Date...** 07/25/2009
Prep Batch #.....: 9208066
Dilution Factor.: 1.51 **Method.....:** TO-15

PARAMETER	RESULTS (ppb(v/v))	REPORTING LIMIT (ppb(v/v))	RESULTS (ug/m3)	REPORTING LIMIT (ug/m3)
Ethylbenzene	**0.45**	**0.12**	**1.9**	**0.52**
Methylene chloride	**0.96**	**0.30**	**3.3**	**1.0**
Naphthalene	**0.36**	**0.30**	**1.9**	**1.6**
Benzene	**0.24**	**0.12**	**0.77**	**0.39**
Tetrachloroethene	ND	0.12	ND	0.82
Toluene	**6.8**	**0.12**	**26**	**0.46**
1,2,4-Trichlorobenzene	ND	0.60	ND	4.5
Trichloroethene	ND	0.060	ND	0.32
Vinyl chloride	ND	0.12	ND	0.31
o-Xylene	**0.58**	**0.12**	**2.5**	**0.52**
Methyl tert-butyl ether	ND	0.60	ND	2.2
m-Xylene & p-Xylene	**1.6**	**0.12**	**6.9**	**0.52**
Carbon tetrachloride	ND	0.12	ND	0.76
Chloroform	**0.43**	**0.12**	**2.1**	**0.59**
Dichlorodifluoromethane	**0.51**	**0.12**	**2.5**	**0.60**
1,1-Dichloroethane	ND	0.12	ND	0.49
1,2-Dichloroethane	ND	0.12	ND	0.49
1,1-Dichloroethene	ND	0.12	ND	0.48
cis-1,2-Dichloroethene	ND	0.12	ND	0.48
trans-1,2-Dichloroethene	ND	0.12	ND	0.48

SURROGATE	PERCENT RECOVERY	LABORATORY CONTROL LIMITS (%)
4-Bromofluorobenzene	103	60 - 140

The 'Result' in ug/m3 is calculated using the following equation: Amount Found(before rounding)*(Molecular Weight/24.45)

The 'Reporting Limit' in ug/m3 is calculated using the following equation: (Reporting Limit(before rounding) * Dilution Factor) * (Molecular Weight/24.45)

Tetra Tech NUS, Inc

Client Sample ID: IAQ-C13-6

GC/MS Volatiles

Lot-Sample #	H9G100215 - 014	**Work Order #**	LGA6Q1AA	**Matrix.....:**	AIR

Date Sampled...:	07/07/2009	**Date Received..:**	07/10/2009
Prep Date.....:	07/17/2009	**Analysis Date...**	07/17/2009
Prep Batch #.....:	9201121		
Dilution Factor.:	1	**Method.....:**	TO-15

PARAMETER	RESULTS (ppb(v/v))	REPORTING LIMIT (ppb(v/v))	RESULTS (ug/m3)	REPORTING LIMIT (ug/m3)
Ethylbenzene	**0.43**	**0.080**	**1.9**	**0.35**
Methylene chloride	**0.56**	**0.20**	**2.0**	**0.69**
Naphthalene	ND	0.20	ND	1.0
Benzene	**0.30**	**0.080**	**0.95**	**0.26**
Tetrachloroethene	**0.086**	**0.080**	**0.58**	**0.54**
Toluene	**6.6**	**0.080**	**25**	**0.30**
1,2,4-Trichlorobenzene	ND	0.40	ND	3.0
Trichloroethene	**0.054**	**0.040**	**0.29**	**0.21**
Vinyl chloride	ND	0.080	ND	0.20
o-Xylene	**0.42**	**0.080**	**1.8**	**0.35**
Methyl tert-butyl ether	ND	0.40	ND	1.4
m-Xylene & p-Xylene	**1.3**	**0.080**	**5.8**	**0.35**
Carbon tetrachloride	**0.094**	**0.080**	**0.59**	**0.50**
Chloroform	**0.27**	**0.080**	**1.3**	**0.39**
Dichlorodifluoromethane	**0.54**	**0.080**	**2.7**	**0.40**
1,1-Dichloroethane	ND	0.080	ND	0.32
1,2-Dichloroethane	ND	0.080	ND	0.32
1,1-Dichloroethene	ND	0.080	ND	0.32
cis-1,2-Dichloroethene	ND	0.080	ND	0.32
trans-1,2-Dichloroethene	ND	0.080	ND	0.32

SURROGATE	PERCENT RECOVERY	LABORATORY CONTROL LIMITS (%)
4-Bromofluorobenzene	101	60 - 140

The 'Result' in ug/m3 is calculated using the following equation: Amount Found(before rounding)*(Molecular Weight/24.45)

The 'Reporting Limit' in ug/m3 is calculated using the following equation: (Reporting Limit(before rounding) * Dilution Factor) * (Molecular Weight/24.45)

Tetra Tech NUS, Inc

Client Sample ID: IAQ-C11-6

GC/MS Volatiles

Lot-Sample #	H9G100215 - 015	**Work Order #**	LGA6R1AA	**Matrix.....:**	AIR

Date Sampled...:	07/07/2009	**Date Received..:**	07/10/2009
Prep Date.....:	07/17/2009	**Analysis Date...**	07/17/2009
Prep Batch #.....:	9201121		
Dilution Factor.:	1	**Method.....:**	TO-15

PARAMETER	RESULTS (ppb(v/v))	REPORTING LIMIT (ppb(v/v))	RESULTS (ug/m3)	REPORTING LIMIT (ug/m3)
Ethylbenzene	**0.43**	**0.080**	**1.9**	**0.35**
Methylene chloride	**0.48**	**0.20**	**1.7**	**0.69**
Naphthalene	**0.28**	**0.20**	**1.4**	**1.0**
Benzene	**0.31**	**0.080**	**0.98**	**0.26**
Tetrachloroethene	**0.084**	**0.080**	**0.57**	**0.54**
Toluene	**5.8**	**0.080**	**22**	**0.30**
1,2,4-Trichlorobenzene	ND	0.40	ND	3.0
Trichloroethene	**0.044**	**0.040**	**0.23**	**0.21**
Vinyl chloride	ND	0.080	ND	0.20
o-Xylene	**0.60**	**0.080**	**2.6**	**0.35**
Methyl tert-butyl ether	ND	0.40	ND	1.4
m-Xylene & p-Xylene	**1.6**	**0.080**	**6.9**	**0.35**
Carbon tetrachloride	**0.086**	**0.080**	**0.54**	**0.50**
Chloroform	**0.25**	**0.080**	**1.2**	**0.39**
Dichlorodifluoromethane	**0.54**	**0.080**	**2.7**	**0.40**
1,1-Dichloroethane	ND	0.080	ND	0.32
1,2-Dichloroethane	ND	0.080	ND	0.32
1,1-Dichloroethene	ND	0.080	ND	0.32
cis-1,2-Dichloroethene	ND	0.080	ND	0.32
trans-1,2-Dichloroethene	ND	0.080	ND	0.32

SURROGATE	PERCENT RECOVERY	LABORATORY CONTROL LIMITS (%)
4-Bromofluorobenzene	102	60 - 140

The 'Result' in ug/m3 is calculated using the following equation: Amount Found(before rounding)*(Molecular Weight/24.45)

The 'Reporting Limit' in ug/m3 is calculated using the following equation: (Reporting Limit(before rounding) * Dilution Factor) * (Molecular Weight/24.45)

Tetra Tech NUS, Inc

Client Sample ID: IAQ-C10-6

GC/MS Volatiles

Lot-Sample # H9G100215 - 016 **Work Order #** LGA6T1AA **Matrix.....:** AIR

Date Sampled...: 07/07/2009 **Date Received..:** 07/10/2009
Prep Date.....: 07/17/2009 **Analysis Date...** 07/17/2009
Prep Batch #.....: 9201121
Dilution Factor.: 1 **Method.....:** TO-15

PARAMETER	RESULTS (ppb(v/v))	REPORTING LIMIT (ppb(v/v))	RESULTS (ug/m3)	REPORTING LIMIT (ug/m3)
Ethylbenzene	**0.54**	**0.080**	**2.3**	**0.35**
Methylene chloride	**0.75**	**0.20**	**2.6**	**0.69**
Naphthalene	**0.65**	**0.20**	**3.4**	**1.0**
Benzene	**0.24**	**0.080**	**0.76**	**0.26**
Tetrachloroethene	ND	0.080	ND	0.54
Toluene	**8.6**	**0.080**	**32**	**0.30**
1,2,4-Trichlorobenzene	ND	0.40	ND	3.0
Trichloroethene	**0.085**	**0.040**	**0.46**	**0.21**
Vinyl chloride	ND	0.080	ND	0.20
o-Xylene	**0.75**	**0.080**	**3.3**	**0.35**
Methyl tert-butyl ether	ND	0.40	ND	1.4
m-Xylene & p-Xylene	**2.1**	**0.080**	**9.0**	**0.35**
Carbon tetrachloride	**0.089**	**0.080**	**0.56**	**0.50**
Chloroform	**0.32**	**0.080**	**1.5**	**0.39**
Dichlorodifluoromethane	**0.50**	**0.080**	**2.5**	**0.40**
1,1-Dichloroethane	ND	0.080	ND	0.32
1,2-Dichloroethane	ND	0.080	ND	0.32
1,1-Dichloroethene	ND	0.080	ND	0.32
cis-1,2-Dichloroethene	ND	0.080	ND	0.32
trans-1,2-Dichloroethene	ND	0.080	ND	0.32

SURROGATE	PERCENT RECOVERY	LABORATORY CONTROL LIMITS (%)
4-Bromofluorobenzene	101	60 - 140

The 'Result' in ug/m3 is calculated using the following equation: Amount Found(before rounding)*(Molecular Weight/24.45)

The 'Reporting Limit' in ug/m3 is calculated using the following equation: (Reporting Limit(before rounding) * Dilution Factor) * (Molecular Weight/24.45)

Tetra Tech NUS, Inc

Client Sample ID: IAQ-B12-6

GC/MS Volatiles

Lot-Sample #	H9G100215 - 017	**Work Order #**	LGA601AA	**Matrix.....:**	AIR

Date Sampled...:	07/07/2009	**Date Received..:**	07/10/2009
Prep Date.....:	07/17/2009	**Analysis Date...**	07/17/2009
Prep Batch #.....:	9201121		
Dilution Factor.:	1	**Method.....:**	TO-15

PARAMETER	RESULTS (ppb(v/v))	REPORTING LIMIT (ppb(v/v))	RESULTS (ug/m3)	REPORTING LIMIT (ug/m3)
Ethylbenzene	**0.24**	**0.080**	**1.0**	**0.35**
Methylene chloride	**0.38**	**0.20**	**1.3**	**0.69**
Naphthalene	ND	0.20	ND	1.0
Benzene	**0.17**	**0.080**	**0.55**	**0.26**
Tetrachloroethene	ND	0.080	ND	0.54
Toluene	**8.6**	**0.080**	**32**	**0.30**
1,2,4-Trichlorobenzene	ND	0.40	ND	3.0
Trichloroethene	ND	0.040	ND	0.21
Vinyl chloride	ND	0.080	ND	0.20
o-Xylene	**0.15**	**0.080**	**0.67**	**0.35**
Methyl tert-butyl ether	ND	0.40	ND	1.4
m-Xylene & p-Xylene	**0.58**	**0.080**	**2.5**	**0.35**
Carbon tetrachloride	**0.096**	**0.080**	**0.61**	**0.50**
Chloroform	ND	0.080	ND	0.39
Dichlorodifluoromethane	**0.56**	**0.080**	**2.8**	**0.40**
1,1-Dichloroethane	ND	0.080	ND	0.32
1,2-Dichloroethane	ND	0.080	ND	0.32
1,1-Dichloroethene	ND	0.080	ND	0.32
cis-1,2-Dichloroethene	ND	0.080	ND	0.32
trans-1,2-Dichloroethene	ND	0.080	ND	0.32

SURROGATE	PERCENT RECOVERY	LABORATORY CONTROL LIMITS (%)
4-Bromofluorobenzene	100	60 - 140

The 'Result' in ug/m3 is calculated using the following equation: Amount Found(before rounding)*(Molecular Weight/24.45)

The 'Reporting Limit' in ug/m3 is calculated using the following equation: (Reporting Limit(before rounding) * Dilution Factor) * (Molecular Weight/24.45)

Tetra Tech NUS, Inc

Client Sample ID: IAQ-B13-6

GC/MS Volatiles

Lot-Sample #	H9G100215 - 018	**Work Order #**	LGA611AA	**Matrix.....:**	AIR

Date Sampled...:	07/07/2009	**Date Received..:**	07/10/2009
Prep Date.....:	07/17/2009	**Analysis Date...**	07/18/2009
Prep Batch #.....:	9201121		
Dilution Factor.:	1	**Method.....:**	TO-15

PARAMETER	RESULTS (ppb(v/v))	REPORTING LIMIT (ppb(v/v))	RESULTS (ug/m3)	REPORTING LIMIT (ug/m3)
Ethylbenzene	**0.24**	**0.080**	**1.1**	**0.35**
Methylene chloride	**0.34**	**0.20**	**1.2**	**0.69**
Naphthalene	ND	0.20	ND	1.0
Benzene	**0.15**	**0.080**	**0.49**	**0.26**
Tetrachloroethene	ND	0.080	ND	0.54
Toluene	**8.3**	**0.080**	**31**	**0.30**
1,2,4-Trichlorobenzene	ND	0.40	ND	3.0
Trichloroethene	ND	0.040	ND	0.21
Vinyl chloride	ND	0.080	ND	0.20
o-Xylene	**0.23**	**0.080**	**0.99**	**0.35**
Methyl tert-butyl ether	ND	0.40	ND	1.4
m-Xylene & p-Xylene	**0.83**	**0.080**	**3.6**	**0.35**
Carbon tetrachloride	**0.10**	**0.080**	**0.64**	**0.50**
Chloroform	ND	0.080	ND	0.39
Dichlorodifluoromethane	**0.57**	**0.080**	**2.8**	**0.40**
1,1-Dichloroethane	ND	0.080	ND	0.32
1,2-Dichloroethane	ND	0.080	ND	0.32
1,1-Dichloroethene	ND	0.080	ND	0.32
cis-1,2-Dichloroethene	ND	0.080	ND	0.32
trans-1,2-Dichloroethene	ND	0.080	ND	0.32

SURROGATE	PERCENT RECOVERY	LABORATORY CONTROL LIMITS (%)
4-Bromofluorobenzene	103	60 - 140

The 'Result' in ug/m3 is calculated using the following equation: Amount Found(before rounding)*(Molecular Weight/24.45)

The 'Reporting Limit' in ug/m3 is calculated using the following equation: (Reporting Limit(before rounding) * Dilution Factor) * (Molecular Weight/24.45)

Tetra Tech NUS, Inc

Client Sample ID: IAQ-C14-6

GC/MS Volatiles

Lot-Sample # H9G100215 - 019 **Work Order #** LGA621AA **Matrix.....:** AIR

Date Sampled...: 07/07/2009 **Date Received..:** 07/10/2009
Prep Date.....: 07/17/2009 **Analysis Date...** 07/18/2009
Prep Batch #.....: 9201121
Dilution Factor.: 1 **Method.....:** TO-15

PARAMETER	RESULTS (ppb(v/v))	REPORTING LIMIT (ppb(v/v))	RESULTS (ug/m3)	REPORTING LIMIT (ug/m3)
Ethylbenzene	**0.52**	**0.080**	**2.2**	**0.35**
Methylene chloride	**0.50**	**0.20**	**1.7**	**0.69**
Naphthalene	**0.76**	**0.20**	**4.0**	**1.0**
Benzene	**0.28**	**0.080**	**0.90**	**0.26**
Tetrachloroethene	**0.086**	**0.080**	**0.58**	**0.54**
Toluene	**7.7**	**0.080**	**29**	**0.30**
1,2,4-Trichlorobenzene	ND	0.40	ND	3.0
Trichloroethene	**0.063**	**0.040**	**0.34**	**0.21**
Vinyl chloride	ND	0.080	ND	0.20
o-Xylene	**0.66**	**0.080**	**2.9**	**0.35**
Methyl tert-butyl ether	ND	0.40	ND	1.4
m-Xylene & p-Xylene	**1.9**	**0.080**	**8.2**	**0.35**
Carbon tetrachloride	**0.095**	**0.080**	**0.60**	**0.50**
Chloroform	**0.40**	**0.080**	**2.0**	**0.39**
Dichlorodifluoromethane	**0.52**	**0.080**	**2.6**	**0.40**
1,1-Dichloroethane	ND	0.080	ND	0.32
1,2-Dichloroethane	ND	0.080	ND	0.32
1,1-Dichloroethene	ND	0.080	ND	0.32
cis-1,2-Dichloroethene	ND	0.080	ND	0.32
trans-1,2-Dichloroethene	ND	0.080	ND	0.32

SURROGATE	PERCENT RECOVERY	LABORATORY CONTROL LIMITS (%)
4-Bromofluorobenzene	102	60 - 140

The 'Result' in ug/m3 is calculated using the following equation: Amount Found(before rounding)*(Molecular Weight/24.45)

The 'Reporting Limit' in ug/m3 is calculated using the following equation: (Reporting Limit(before rounding) * Dilution Factor) * (Molecular Weight/24.45)

Tetra Tech NUS, Inc

Client Sample ID: IAQ-C8-6

GC/MS Volatiles

Lot-Sample #	H9G100215 - 020	**Work Order #**	LGA651AA	**Matrix.....:**	AIR

Date Sampled...:	07/07/2009	**Date Received..:**	07/10/2009
Prep Date.....:	07/17/2009	**Analysis Date...**	07/18/2009
Prep Batch #.....:	9201121		
Dilution Factor.:	1	**Method.....:**	TO-15

PARAMETER	RESULTS (ppb(v/v))	REPORTING LIMIT (ppb(v/v))	RESULTS (ug/m3)	REPORTING LIMIT (ug/m3)
Ethylbenzene	**0.52**	**0.080**	**2.2**	**0.35**
Methylene chloride	**0.37**	**0.20**	**1.3**	**0.69**
Naphthalene	**0.41**	**0.20**	**2.2**	**1.0**
Benzene	**0.22**	**0.080**	**0.72**	**0.26**
Tetrachloroethene	ND	0.080	ND	0.54
Toluene	**9.0**	**0.080**	**34**	**0.30**
1,2,4-Trichlorobenzene	ND	0.40	ND	3.0
Trichloroethene	**0.070**	**0.040**	**0.38**	**0.21**
Vinyl chloride	ND	0.080	ND	0.20
o-Xylene	**0.74**	**0.080**	**3.2**	**0.35**
Methyl tert-butyl ether	ND	0.40	ND	1.4
m-Xylene & p-Xylene	**2.0**	**0.080**	**8.8**	**0.35**
Carbon tetrachloride	**0.090**	**0.080**	**0.57**	**0.50**
Chloroform	**0.29**	**0.080**	**1.4**	**0.39**
Dichlorodifluoromethane	**0.57**	**0.080**	**2.8**	**0.40**
1,1-Dichloroethane	ND	0.080	ND	0.32
1,2-Dichloroethane	ND	0.080	ND	0.32
1,1-Dichloroethene	ND	0.080	ND	0.32
cis-1,2-Dichloroethene	ND	0.080	ND	0.32
trans-1,2-Dichloroethene	ND	0.080	ND	0.32

SURROGATE	PERCENT RECOVERY	LABORATORY CONTROL LIMITS (%)
4-Bromofluorobenzene	99	60 - 140

The 'Result' in ug/m3 is calculated using the following equation: Amount Found(before rounding)*(Molecular Weight/24.45)

The 'Reporting Limit' in ug/m3 is calculated using the following equation: (Reporting Limit(before rounding) * Dilution Factor) * (Molecular Weight/24.45)

Tetra Tech NUS, Inc

Client Sample ID: IAQ-C9-6

GC/MS Volatiles

Lot-Sample # H9G100215 - 021 **Work Order #** LGA661AA **Matrix.....:** AIR

Date Sampled...: 07/07/2009 **Date Received..:** 07/10/2009
Prep Date.....: 07/17/2009 **Analysis Date...** 07/18/2009
Prep Batch #.....: 9201121
Dilution Factor.: 1 **Method.....:** TO-15

PARAMETER	RESULTS (ppb(v/v))	REPORTING LIMIT (ppb(v/v))	RESULTS (ug/m3)	REPORTING LIMIT (ug/m3)
Ethylbenzene	**0.95**	**0.080**	**4.1**	**0.35**
Methylene chloride	**0.61**	**0.20**	**2.1**	**0.69**
Naphthalene	**0.31**	**0.20**	**1.6**	**1.0**
Benzene	**0.29**	**0.080**	**0.94**	**0.26**
Tetrachloroethene	**0.10**	**0.080**	**0.68**	**0.54**
Toluene	**8.8**	**0.080**	**33**	**0.30**
1,2,4-Trichlorobenzene	ND	0.40	ND	3.0
Trichloroethene	**0.20**	**0.040**	**1.1**	**0.21**
Vinyl chloride	ND	0.080	ND	0.20
o-Xylene	**1.6**	**0.080**	**6.8**	**0.35**
Methyl tert-butyl ether	ND	0.40	ND	1.4
m-Xylene & p-Xylene	**4.2**	**0.080**	**18**	**0.35**
Carbon tetrachloride	**0.11**	**0.080**	**0.71**	**0.50**
Chloroform	**0.29**	**0.080**	**1.4**	**0.39**
Dichlorodifluoromethane	**0.62**	**0.080**	**3.0**	**0.40**
1,1-Dichloroethane	ND	0.080	ND	0.32
1,2-Dichloroethane	ND	0.080	ND	0.32
1,1-Dichloroethene	ND	0.080	ND	0.32
cis-1,2-Dichloroethene	ND	0.080	ND	0.32
trans-1,2-Dichloroethene	ND	0.080	ND	0.32

SURROGATE	PERCENT RECOVERY	LABORATORY CONTROL LIMITS (%)
4-Bromofluorobenzene	103	60 - 140

The 'Result' in ug/m3 is calculated using the following equation: Amount Found(before rounding)*(Molecular Weight/24.45)

The 'Reporting Limit' in ug/m3 is calculated using the following equation: (Reporting Limit(before rounding) * Dilution Factor) * (Molecular Weight/24.45)

Tetra Tech NUS, Inc

Client Sample ID: IAQ-C7-6

GC/MS Volatiles

Lot-Sample # H9G100215 - 022 **Work Order #** LGA681AA **Matrix.....:** AIR

Date Sampled...: 07/07/2009 **Date Received..:** 07/10/2009
Prep Date.....: 07/17/2009 **Analysis Date...** 07/18/2009
Prep Batch #.....: 9201121
Dilution Factor.: 1 **Method.....:** TO-15

PARAMETER	RESULTS (ppb(v/v))	REPORTING LIMIT (ppb(v/v))	RESULTS (ug/m3)	REPORTING LIMIT (ug/m3)
Ethylbenzene	**0.38**	**0.080**	**1.7**	**0.35**
Methylene chloride	**0.36**	**0.20**	**1.3**	**0.69**
Naphthalene	**0.74**	**0.20**	**3.9**	**1.0**
Benzene	**0.22**	**0.080**	**0.70**	**0.26**
Tetrachloroethene	ND	0.080	ND	0.54
Toluene	**7.2**	**0.080**	**27**	**0.30**
1,2,4-Trichlorobenzene	ND	0.40	ND	3.0
Trichloroethene	**0.041**	**0.040**	**0.22**	**0.21**
Vinyl chloride	ND	0.080	ND	0.20
o-Xylene	**0.48**	**0.080**	**2.1**	**0.35**
Methyl tert-butyl ether	ND	0.40	ND	1.4
m-Xylene & p-Xylene	**1.4**	**0.080**	**6.0**	**0.35**
Carbon tetrachloride	**0.10**	**0.080**	**0.63**	**0.50**
Chloroform	**0.16**	**0.080**	**0.80**	**0.39**
Dichlorodifluoromethane	**0.54**	**0.080**	**2.7**	**0.40**
1,1-Dichloroethane	ND	0.080	ND	0.32
1,2-Dichloroethane	ND	0.080	ND	0.32
1,1-Dichloroethene	ND	0.080	ND	0.32
cis-1,2-Dichloroethene	ND	0.080	ND	0.32
trans-1,2-Dichloroethene	ND	0.080	ND	0.32

SURROGATE	PERCENT RECOVERY	LABORATORY CONTROL LIMITS (%)
4-Bromofluorobenzene	101	60 - 140

The 'Result' in ug/m3 is calculated using the following equation: Amount Found(before rounding)*(Molecular Weight/24.45)

The 'Reporting Limit' in ug/m3 is calculated using the following equation: (Reporting Limit(before rounding) * Dilution Factor) * (Molecular Weight/24.45)

Tetra Tech NUS, Inc

Client Sample ID: IAQ-C6-6

GC/MS Volatiles

Lot-Sample # H9G100215 - 023 **Work Order #** LGA7A1AA **Matrix.....:** AIR

Date Sampled...: 07/07/2009 **Date Received..:** 07/10/2009
Prep Date.....: 07/20/2009 **Analysis Date...** 07/20/2009
Prep Batch #.....: 9202065
Dilution Factor.: 1 **Method.....:** TO-15

PARAMETER	RESULTS (ppb(v/v))	REPORTING LIMIT (ppb(v/v))	RESULTS (ug/m3)	REPORTING LIMIT (ug/m3)
Ethylbenzene	**0.42**	**0.080**	**1.8**	**0.35**
Methylene chloride	**0.33**	**0.20**	**1.2**	**0.69**
Naphthalene	**0.25**	**0.20**	**1.3**	**1.0**
Benzene	**0.16**	**0.080**	**0.52**	**0.26**
Tetrachloroethene	ND	0.080	ND	0.54
Toluene	**7.0**	**0.080**	**26**	**0.30**
1,2,4-Trichlorobenzene	ND	0.40	ND	3.0
Trichloroethene	ND	0.040	ND	0.21
Vinyl chloride	ND	0.080	ND	0.20
o-Xylene	**0.57**	**0.080**	**2.5**	**0.35**
Methyl tert-butyl ether	ND	0.40	ND	1.4
m-Xylene & p-Xylene	**1.6**	**0.080**	**6.9**	**0.35**
Carbon tetrachloride	**0.087**	**0.080**	**0.55**	**0.50**
Chloroform	**0.14**	**0.080**	**0.69**	**0.39**
Dichlorodifluoromethane	**0.46**	**0.080**	**2.3**	**0.40**
1,1-Dichloroethane	ND	0.080	ND	0.32
1,2-Dichloroethane	ND	0.080	ND	0.32
1,1-Dichloroethene	ND	0.080	ND	0.32
cis-1,2-Dichloroethene	ND	0.080	ND	0.32
trans-1,2-Dichloroethene	ND	0.080	ND	0.32

SURROGATE	PERCENT RECOVERY	LABORATORY CONTROL LIMITS (%)
4-Bromofluorobenzene	99	60 - 140

The 'Result' in ug/m3 is calculated using the following equation: Amount Found(before rounding)*(Molecular Weight/24.45)

The 'Reporting Limit' in ug/m3 is calculated using the following equation: (Reporting Limit(before rounding) * Dilution Factor) * (Molecular Weight/24.45)

Tetra Tech NUS, Inc

Client Sample ID: IAQ-C12-6

GC/MS Volatiles

Lot-Sample #	H9G100215 - 024	**Work Order #**	LGA7C1AA	**Matrix.....:**	AIR

Date Sampled...:	07/07/2009	**Date Received..:**	07/10/2009
Prep Date.....:	07/20/2009	**Analysis Date...**	07/20/2009
Prep Batch #.....:	9202065		
Dilution Factor.:	1	**Method.....:**	TO-15

PARAMETER	RESULTS (ppb(v/v))	REPORTING LIMIT (ppb(v/v))	RESULTS (ug/m3)	REPORTING LIMIT (ug/m3)
Ethylbenzene	**0.34**	**0.080**	**1.5**	**0.35**
Methylene chloride	**0.61**	**0.20**	**2.1**	**0.69**
Naphthalene	ND	0.20	ND	1.0
Benzene	**0.23**	**0.080**	**0.75**	**0.26**
Tetrachloroethene	ND	0.080	ND	0.54
Toluene	**3.0**	**0.080**	**11**	**0.30**
1,2,4-Trichlorobenzene	ND	0.40	ND	3.0
Trichloroethene	ND	0.040	ND	0.21
Vinyl chloride	ND	0.080	ND	0.20
o-Xylene	**0.49**	**0.080**	**2.1**	**0.35**
Methyl tert-butyl ether	ND	0.40	ND	1.4
m-Xylene & p-Xylene	**1.2**	**0.080**	**5.4**	**0.35**
Carbon tetrachloride	**0.082**	**0.080**	**0.52**	**0.50**
Chloroform	**0.14**	**0.080**	**0.66**	**0.39**
Dichlorodifluoromethane	**0.46**	**0.080**	**2.3**	**0.40**
1,1-Dichloroethane	ND	0.080	ND	0.32
1,2-Dichloroethane	ND	0.080	ND	0.32
1,1-Dichloroethene	ND	0.080	ND	0.32
cis-1,2-Dichloroethene	ND	0.080	ND	0.32
trans-1,2-Dichloroethene	ND	0.080	ND	0.32

SURROGATE	PERCENT RECOVERY	LABORATORY CONTROL LIMITS (%)
4-Bromofluorobenzene	98	60 - 140

The 'Result' in ug/m3 is calculated using the following equation: Amount Found(before rounding)*(Molecular Weight/24.45)

The 'Reporting Limit' in ug/m3 is calculated using the following equation: (Reporting Limit(before rounding) * Dilution Factor) * (Molecular Weight/24.45)

Tetra Tech NUS, Inc

Client Sample ID: SV-C-6-6

GC/MS Volatiles

Lot-Sample # H9G100215 - 025 **Work Order #** LGA7E1AA **Matrix.....:** AIR

Date Sampled...: 07/07/2009 **Date Received..:** 07/10/2009
Prep Date.....: 07/24/2009 **Analysis Date...** 07/25/2009
Prep Batch #.....: 9208066
Dilution Factor.: 12.5 **Method.....:** TO-15

PARAMETER	RESULTS (ppb(v/v))	REPORTING LIMIT (ppb(v/v))	RESULTS (ug/m3)	REPORTING LIMIT (ug/m3)
Ethylbenzene	**15**	**1.0**	**64**	**4.3**
Methylene chloride	ND	2.5	ND	8.7
Naphthalene	**130**	**2.5**	**690**	**13**
Benzene	**1.8**	**1.0**	**5.6**	**3.2**
Tetrachloroethene	**4.0**	**1.0**	**27**	**6.8**
Toluene	**15**	**1.0**	**57**	**3.8**
1,2,4-Trichlorobenzene	ND	5.0	ND	37
Trichloroethene	ND	0.50	ND	2.7
Vinyl chloride	ND	1.0	ND	2.6
o-Xylene	**58**	**1.0**	**250**	**4.3**
Methyl tert-butyl ether	ND	5.0	ND	18
m-Xylene & p-Xylene	**53**	**1.0**	**230**	**4.3**
Carbon tetrachloride	ND	1.0	ND	6.3
Chloroform	**3.3**	**1.0**	**16**	**4.9**
Dichlorodifluoromethane	ND	1.0	ND	4.9
1,1-Dichloroethane	ND	1.0	ND	4.0
1,2-Dichloroethane	ND	1.0	ND	4.0
1,1-Dichloroethene	ND	1.0	ND	4.0
cis-1,2-Dichloroethene	ND	1.0	ND	4.0
trans-1,2-Dichloroethene	ND	1.0	ND	4.0

SURROGATE	PERCENT RECOVERY	LABORATORY CONTROL LIMITS (%)
4-Bromofluorobenzene	105	60 - 140

The 'Result' in ug/m3 is calculated using the following equation: Amount Found(before rounding)*(Molecular Weight/24.45)

The 'Reporting Limit' in ug/m3 is calculated using the following equation: (Reporting Limit(before rounding) * Dilution Factor) * (Molecular Weight/24.45)

Tetra Tech NUS, Inc

Client Sample ID: INTRA-LAB BLANK

GC/MS Volatiles

Lot-Sample # H9G200000 - 121B **Work Order #** LGPW61AA **Matrix.....:** AIR

	07/07/2009	**Date Received..:**	07/10/2009
Prep Date.....:	07/17/2009	**Analysis Date...**	07/17/2009
Prep Batch #.....:	9201121		
Dilution Factor.:	1	**Method.....:**	TO-15

PARAMETER	RESULTS (ppb(v/v))	REPORTING LIMIT (ppb(v/v))	RESULTS (ug/m3)	REPORTING LIMIT (ug/m3)
Ethylbenzene	ND	0.080	ND	0.35
Methylene chloride	ND	0.20	ND	0.69
Naphthalene	ND	0.20	ND	1.0
Benzene	ND	0.080	ND	0.26
Tetrachloroethene	ND	0.080	ND	0.54
Toluene	ND	0.080	ND	0.30
1,2,4-Trichlorobenzene	ND	0.40	ND	3.0
Trichloroethene	ND	0.040	ND	0.21
Vinyl chloride	ND	0.080	ND	0.20
o-Xylene	ND	0.080	ND	0.35
Methyl tert-butyl ether	ND	0.40	ND	1.4
m-Xylene & p-Xylene	ND	0.080	ND	0.35
Carbon tetrachloride	ND	0.080	ND	0.50
Chloroform	ND	0.080	ND	0.39
Dichlorodifluoromethane	ND	0.080	ND	0.40
1,1-Dichloroethane	ND	0.080	ND	0.32
1,2-Dichloroethane	ND	0.080	ND	0.32
1,1-Dichloroethene	ND	0.080	ND	0.32
cis-1,2-Dichloroethene	ND	0.080	ND	0.32
trans-1,2-Dichloroethene	ND	0.080	ND	0.32

SURROGATE	PERCENT RECOVERY	LABORATORY CONTROL LIMITS (%)
4-Bromofluorobenzene	97	60 - 140

The 'Result' in ug/m3 is calculated using the following equation: Amount Found(before rounding)*(Molecular Weight/24.45)

The 'Reporting Limit' in ug/m3 is calculated using the following equation: (Reporting Limit(before rounding) * Dilution Factor) * (Molecular Weight/24.45)

Tetra Tech NUS, Inc

Client Sample ID: CHECK SAMPLE

GC/MS Volatiles

Lot-Sample # H9G200000 - 121C **Work Order #** LGPW61AC **Matrix.....:** AIR

	07/07/2009	**Date Received..:**	07/10/2009
Prep Date.....:	07/17/2009	**Analysis Date...**	07/17/2009
Prep Batch #.....:	9201121		
Dilution Factor.:	1	**Method.....:**	TO-15

PARAMETER	SPIKE AMOUNT (ppb(v/v))	MEASURED AMOUNT (ppb(v/v))	SPIKE AMOUNT (ug/m3)	MEASURED AMOUNT (ug/m3)	PERCENT RECOVERY	RECOVERY LIMITS
Ethylbenzene	2.50	2.17	11	9.4	87	70 - 130
Methylene chloride	2.50	2.45	8.7	8.5	98	70 - 130
Naphthalene	2.50	2.24	13	12	90	60 - 140
Benzene	2.50	2.22	8.0	7.1	89	70 - 130
Tetrachloroethene	2.50	2.27	17	15	91	70 - 130
Toluene	2.50	2.10	9.4	7.9	84	70 - 130
1,2,4-Trichlorobenzene	2.50	2.37	19	18	95	60 - 140
Trichloroethene	2.50	2.51	13	13	100	70 - 130
Vinyl chloride	2.50	2.58	6.4	6.6	103	70 - 130
o-Xylene	2.50	2.20	11	9.5	88	70 - 130
Methyl tert-butyl ether	2.50	2.89	9.0	10	116	60 - 140
m-Xylene & p-Xylene	5.00	4.54	22	20	91	70 - 130
Carbon tetrachloride	2.50	1.82	16	11	73	70 - 130
Chloroform	2.50	2.65	12	13	106	70 - 130
Dichlorodifluoromethane	2.50	2.74	12	14	109	60 - 140
1,1-Dichloroethane	2.50	2.69	10	11	108	70 - 130
1,2-Dichloroethane	2.50	2.20	10	8.9	88	70 - 130
1,1-Dichloroethene	2.50	2.60	9.9	10	104	70 - 130
cis-1,2-Dichloroethene	2.50	2.59	9.9	10	104	70 - 130
trans-1,2-Dichloroethene	2.50	2.68	9.9	11	107	70 - 130

SURROGATE	PERCENT RECOVERY	LABORATORY CONTROL LIMITS (%)
4-Bromofluorobenzene	100	60 - 140

The 'Result' in ug/m3 is calculated using the following equation: Amount Found(before rounding)*(Molecular Weight/24.45)

The 'Reporting Limit' in ug/m3 is calculated using the following equation: (Reporting Limit(before rounding) * Dilution Factor) * (Molecular Weight/24.45)

Tetra Tech NUS, Inc

Client Sample ID: INTRA-LAB BLANK

GC/MS Volatiles

Lot-Sample # H9G210000 - 065B **Work Order #** LGQ691AA **Matrix.....:** AIR

	07/07/2009	**Date Received..:**	07/10/2009
Prep Date.....:	07/20/2009	**Analysis Date...**	07/20/2009
Prep Batch #.....:	9202065		
Dilution Factor.:	1	**Method.....:**	TO-15

PARAMETER	RESULTS (ppb(v/v))	REPORTING LIMIT (ppb(v/v))	RESULTS (ug/m3)	REPORTING LIMIT (ug/m3)
Ethylbenzene	ND	0.080	ND	0.35
Methylene chloride	ND	0.20	ND	0.69
Naphthalene	ND	0.20	ND	1.0
Benzene	ND	0.080	ND	0.26
Tetrachloroethene	ND	0.080	ND	0.54
Toluene	ND	0.080	ND	0.30
1,2,4-Trichlorobenzene	ND	0.40	ND	3.0
Trichloroethene	ND	0.040	ND	0.21
Vinyl chloride	ND	0.080	ND	0.20
o-Xylene	ND	0.080	ND	0.35
Methyl tert-butyl ether	ND	0.40	ND	1.4
m-Xylene & p-Xylene	ND	0.080	ND	0.35
Carbon tetrachloride	ND	0.080	ND	0.50
Chloroform	ND	0.080	ND	0.39
Dichlorodifluoromethane	ND	0.080	ND	0.40
1,1-Dichloroethane	ND	0.080	ND	0.32
1,2-Dichloroethane	ND	0.080	ND	0.32
1,1-Dichloroethene	ND	0.080	ND	0.32
cis-1,2-Dichloroethene	ND	0.080	ND	0.32
trans-1,2-Dichloroethene	ND	0.080	ND	0.32

SURROGATE	PERCENT RECOVERY	LABORATORY CONTROL LIMITS (%)
4-Bromofluorobenzene	103	60 - 140

The 'Result' in ug/m3 is calculated using the following equation: Amount Found(before rounding)*(Molecular Weight/24.45)

The 'Reporting Limit' in ug/m3 is calculated using the following equation: (Reporting Limit(before rounding) * Dilution Factor) * (Molecular Weight/24.45)

Tetra Tech NUS, Inc

Client Sample ID: CHECK SAMPLE

GC/MS Volatiles

Lot-Sample # H9G210000 - 065C **Work Order #** LGQ691AC **Matrix.....:** AIR

07/07/2009 **Date Received..:** 07/10/2009
Prep Date.....: 07/20/2009 **Analysis Date...** 07/20/2009
Prep Batch #.....: 9202065
Dilution Factor.: 1 **Method.....:** TO-15

PARAMETER	SPIKE AMOUNT (ppb(v/v))	MEASURED AMOUNT (ppb(v/v))	SPIKE AMOUNT (ug/m3)	MEASURED AMOUNT (ug/m3)	PERCENT RECOVERY	RECOVERY LIMITS
Ethylbenzene	12.5	10.3	54	45	83	70 - 130
Methylene chloride	12.5	11.3	43	39	90	70 - 130
Naphthalene	12.5	13.2	66	69	106	60 - 140
Benzene	12.5	11.9	40	38	95	70 - 130
Tetrachloroethene	12.5	10.6	85	72	85	70 - 130
Toluene	12.5	10.3	47	39	82	70 - 130
1,2,4-Trichlorobenzene	12.5	12.4	93	92	99	60 - 140
Trichloroethene	12.5	12.0	67	65	96	70 - 130
Vinyl chloride	12.5	12.5	32	32	100	70 - 130
o-Xylene	12.5	10.2	54	44	81	70 - 130
Methyl tert-butyl ether	12.5	10.3	45	37	82	60 - 140
m-Xylene & p-Xylene	25.0	20.9	110	91	84	70 - 130
Carbon tetrachloride	12.5	14.8	79	93	118	70 - 130
Chloroform	12.5	12.1	61	59	97	70 - 130
Dichlorodifluoromethane	12.5	12.1	62	60	97	60 - 140
1,1-Dichloroethane	12.5	12.9	51	52	103	70 - 130
1,2-Dichloroethane	12.5	13.7	51	55	110	70 - 130
1,1-Dichloroethene	12.5	13.5	50	54	108	70 - 130
cis-1,2-Dichloroethene	12.5	12.3	50	49	98	70 - 130
trans-1,2-Dichloroethene	12.5	11.6	50	46	93	70 - 130

SURROGATE	PERCENT RECOVERY	LABORATORY CONTROL LIMITS (%)
4-Bromofluorobenzene	108	60 - 140

The 'Result' in ug/m3 is calculated using the following equation: Amount Found(before rounding)*(Molecular Weight/24.45)

The 'Reporting Limit' in ug/m3 is calculated using the following equation: (Reporting Limit(before rounding) * Dilution Factor) * (Molecular Weight/24.45)

Tetra Tech NUS, Inc

Client Sample ID: INTRA-LAB BLANK

GC/MS Volatiles

Lot-Sample #	H9G220000 - 109B	**Work Order #**	LGVCL1AA	**Matrix.....:**	AIR
	07/07/2009	**Date Received..:**	07/10/2009		
Prep Date.....:	07/21/2009	**Analysis Date...**	07/21/2009		
Prep Batch #.....:	9203109				
Dilution Factor.:	1	**Method.....:**	TO-15		

PARAMETER	RESULTS (ppb(v/v))	REPORTING LIMIT (ppb(v/v))	RESULTS (ug/m3)	REPORTING LIMIT (ug/m3)
Ethylbenzene	ND	0.080	ND	0.35
Methylene chloride	ND	0.20	ND	0.69
Naphthalene	ND	0.20	ND	1.0
Benzene	ND	0.080	ND	0.26
Tetrachloroethene	ND	0.080	ND	0.54
Toluene	ND	0.080	ND	0.30
1,2,4-Trichlorobenzene	ND	0.40	ND	3.0
Trichloroethene	ND	0.040	ND	0.21
Vinyl chloride	ND	0.080	ND	0.20
o-Xylene	ND	0.080	ND	0.35
Methyl tert-butyl ether	ND	0.40	ND	1.4
m-Xylene & p-Xylene	ND	0.080	ND	0.35
Carbon tetrachloride	ND	0.080	ND	0.50
Chloroform	ND	0.080	ND	0.39
Dichlorodifluoromethane	ND	0.080	ND	0.40
1,1-Dichloroethane	ND	0.080	ND	0.32
1,2-Dichloroethane	ND	0.080	ND	0.32
1,1-Dichloroethene	ND	0.080	ND	0.32
cis-1,2-Dichloroethene	ND	0.080	ND	0.32
trans-1,2-Dichloroethene	ND	0.080	ND	0.32

SURROGATE	PERCENT RECOVERY	LABORATORY CONTROL LIMITS (%)
4-Bromofluorobenzene	99	60 - 140

The 'Result' in ug/m3 is calculated using the following equation: Amount Found(before rounding)*(Molecular Weight/24.45)

The 'Reporting Limit' in ug/m3 is calculated using the following equation: (Reporting Limit(before rounding) * Dilution Factor) * (Molecular Weight/24.45)

Tetra Tech NUS, Inc

Client Sample ID: CHECK SAMPLE

GC/MS Volatiles

Lot-Sample # H9G220000 - 109C **Work Order #** LGVCL1AC **Matrix.....:** AIR

	07/07/2009	**Date Received..:**	07/10/2009
Prep Date.....:	07/21/2009	**Analysis Date...**	07/21/2009
Prep Batch #.....:	9203109		
Dilution Factor.:	1	**Method.....:**	TO-15

PARAMETER	SPIKE AMOUNT (ppb(v/v))	MEASURED AMOUNT (ppb(v/v))	SPIKE AMOUNT (ug/m3)	MEASURED AMOUNT (ug/m3)	PERCENT RECOVERY		RECOVERY LIMITS
Ethylbenzene	12.5	10.6	54	46	85		70 - 130
Methylene chloride	12.5	11.7	43	41	94		70 - 130
Naphthalene	12.5	14.2	66	74	113		60 - 140
Benzene	12.5	13.1	40	42	104		70 - 130
Tetrachloroethene	12.5	11.1	85	75	89		70 - 130
Toluene	12.5	10.4	47	39	84		70 - 130
1,2,4-Trichlorobenzene	12.5	13.0	93	97	104		60 - 140
Trichloroethene	12.5	13.4	67	72	108		70 - 130
Vinyl chloride	12.5	12.6	32	32	101		70 - 130
o-Xylene	12.5	10.4	54	45	83		70 - 130
Methyl tert-butyl ether	12.5	10.2	45	37	82		60 - 140
m-Xylene & p-Xylene	25.0	21.5	110	93	86		70 - 130
Carbon tetrachloride	12.5	16.6	79	100	133	a	70 - 130
Chloroform	12.5	12.1	61	59	97		70 - 130
Dichlorodifluoromethane	12.5	12.1	62	60	96		60 - 140
1,1-Dichloroethane	12.5	13.2	51	53	105		70 - 130
1,2-Dichloroethane	12.5	14.7	51	59	117		70 - 130
1,1-Dichloroethene	12.5	14.1	50	56	113		70 - 130
cis-1,2-Dichloroethene	12.5	12.6	50	50	101		70 - 130
trans-1,2-Dichloroethene	12.5	12.0	50	48	96		70 - 130

SURROGATE	PERCENT RECOVERY	LABORATORY CONTROL LIMITS (%)
4-Bromofluorobenzene	105	60 - 140

Qualifiers

a Spiked analyte recovery is outside stated control limits.

The 'Result' in ug/m3 is calculated using the following equation: Amount Found(before rounding)*(Molecular Weight/24.45)

The 'Reporting Limit' in ug/m3 is calculated using the following equation: (Reporting Limit(before rounding) * Dilution Factor) * (Molecular Weight/24.45)

Tetra Tech NUS, Inc

Client Sample ID: INTRA-LAB BLANK

GC/MS Volatiles

Lot-Sample # H9G240000 - 060B **Work Order #** LG1EN1AA **Matrix.....:** AIR

	07/08/2009	**Date Received..:**	07/10/2009
Prep Date.....:	07/23/2009	**Analysis Date...**	07/23/2009
Prep Batch #.....:	9205060		
Dilution Factor.:	1	**Method.....:**	TO-15

PARAMETER	RESULTS (ppb(v/v))	REPORTING LIMIT (ppb(v/v))	RESULTS (ug/m3)	REPORTING LIMIT (ug/m3)
Ethylbenzene	ND	0.080	ND	0.35
Methylene chloride	ND	0.20	ND	0.69
Naphthalene	ND	0.20	ND	1.0
Benzene	ND	0.080	ND	0.26
Tetrachloroethene	ND	0.080	ND	0.54
Toluene	ND	0.080	ND	0.30
1,2,4-Trichlorobenzene	ND	0.40	ND	3.0
Trichloroethene	ND	0.040	ND	0.21
Vinyl chloride	ND	0.080	ND	0.20
o-Xylene	ND	0.080	ND	0.35
Methyl tert-butyl ether	ND	0.40	ND	1.4
m-Xylene & p-Xylene	ND	0.080	ND	0.35
Carbon tetrachloride	ND	0.080	ND	0.50
Chloroform	ND	0.080	ND	0.39
Dichlorodifluoromethane	ND	0.080	ND	0.40
1,1-Dichloroethane	ND	0.080	ND	0.32
1,2-Dichloroethane	ND	0.080	ND	0.32
1,1-Dichloroethene	ND	0.080	ND	0.32
cis-1,2-Dichloroethene	ND	0.080	ND	0.32
trans-1,2-Dichloroethene	ND	0.080	ND	0.32

SURROGATE	PERCENT RECOVERY	LABORATORY CONTROL LIMITS (%)
4-Bromofluorobenzene	103	60 - 140

The 'Result' in ug/m3 is calculated using the following equation: Amount Found(before rounding)*(Molecular Weight/24.45)

The 'Reporting Limit' in ug/m3 is calculated using the following equation: (Reporting Limit(before rounding) * Dilution Factor) * (Molecular Weight/24.45)

Tetra Tech NUS, Inc

Client Sample ID: CHECK SAMPLE

GC/MS Volatiles

Lot-Sample # H9G240000 - 060C **Work Order #** LG1EN1AC **Matrix.....:** AIR

	07/08/2009	**Date Received..:**	07/10/2009
Prep Date.....:	07/23/2009	**Analysis Date...**	07/23/2009
Prep Batch #.....:	9205060		
Dilution Factor.:	1	**Method.....:**	TO-15

PARAMETER	SPIKE AMOUNT (ppb(v/v))	MEASURED AMOUNT (ppb(v/v))	SPIKE AMOUNT (ug/m3)	MEASURED AMOUNT (ug/m3)	PERCENT RECOVERY	RECOVERY LIMITS
Ethylbenzene	12.5	10.7	54	47	86	70 - 130
Methylene chloride	12.5	11.3	43	39	91	70 - 130
Naphthalene	12.5	14.1	66	74	112	60 - 140
Benzene	12.5	11.0	40	35	88	70 - 130
Tetrachloroethene	12.5	10.8	85	73	86	70 - 130
Toluene	12.5	10.5	47	40	84	70 - 130
1,2,4-Trichlorobenzene	12.5	13.0	93	97	104	60 - 140
Trichloroethene	12.5	11.9	67	64	95	70 - 130
Vinyl chloride	12.5	12.8	32	33	102	70 - 130
o-Xylene	12.5	10.5	54	46	84	70 - 130
Methyl tert-butyl ether	12.5	10.9	45	39	87	60 - 140
m-Xylene & p-Xylene	25.0	22.0	110	95	88	70 - 130
Carbon tetrachloride	12.5	15.2	79	96	122	70 - 130
Chloroform	12.5	12.2	61	59	97	70 - 130
Dichlorodifluoromethane	12.5	12.1	62	60	97	60 - 140
1,1-Dichloroethane	12.5	13.0	51	53	104	70 - 130
1,2-Dichloroethane	12.5	12.1	51	49	97	70 - 130
1,1-Dichloroethene	12.5	13.8	50	55	110	70 - 130
cis-1,2-Dichloroethene	12.5	12.3	50	49	98	70 - 130
trans-1,2-Dichloroethene	12.5	11.7	50	46	93	70 - 130

SURROGATE	PERCENT RECOVERY	LABORATORY CONTROL LIMITS (%)
4-Bromofluorobenzene	104	60 - 140

The 'Result' in ug/m3 is calculated using the following equation: Amount Found(before rounding)*(Molecular Weight/24.45)

The 'Reporting Limit' in ug/m3 is calculated using the following equation: (Reporting Limit(before rounding) * Dilution Factor) * (Molecular Weight/24.45)

Tetra Tech NUS, Inc

Client Sample ID: INTRA-LAB BLANK

GC/MS Volatiles

Lot-Sample #	H9G270000 - 066B	**Work Order #**	LG4EF1AA	**Matrix.....:**	AIR
	07/07/2009	**Date Received..:**	07/10/2009		
Prep Date.....:	07/24/2009	**Analysis Date...**	07/24/2009		
Prep Batch #.....:	9208066				
Dilution Factor.:	1	**Method.....:**	TO-15		

PARAMETER	RESULTS (ppb(v/v))	REPORTING LIMIT (ppb(v/v))	RESULTS (ug/m3)	REPORTING LIMIT (ug/m3)
Ethylbenzene	ND	0.080	ND	0.35
Methylene chloride	ND	0.20	ND	0.69
Naphthalene	ND	0.20	ND	1.0
Benzene	ND	0.080	ND	0.26
Tetrachloroethene	ND	0.080	ND	0.54
Toluene	ND	0.080	ND	0.30
1,2,4-Trichlorobenzene	ND	0.40	ND	3.0
Trichloroethene	ND	0.040	ND	0.21
Vinyl chloride	ND	0.080	ND	0.20
o-Xylene	ND	0.080	ND	0.35
Methyl tert-butyl ether	ND	0.40	ND	1.4
m-Xylene & p-Xylene	ND	0.080	ND	0.35
Carbon tetrachloride	ND	0.080	ND	0.50
Chloroform	ND	0.080	ND	0.39
Dichlorodifluoromethane	ND	0.080	ND	0.40
1,1-Dichloroethane	ND	0.080	ND	0.32
1,2-Dichloroethane	ND	0.080	ND	0.32
1,1-Dichloroethene	ND	0.080	ND	0.32
cis-1,2-Dichloroethene	ND	0.080	ND	0.32
trans-1,2-Dichloroethene	ND	0.080	ND	0.32

SURROGATE	PERCENT RECOVERY	LABORATORY CONTROL LIMITS (%)
4-Bromofluorobenzene	104	60 - 140

The 'Result' in ug/m3 is calculated using the following equation: Amount Found(before rounding)*(Molecular Weight/24.45)

The 'Reporting Limit' in ug/m3 is calculated using the following equation: (Reporting Limit(before rounding) * Dilution Factor) * (Molecular Weight/24.45)

Tetra Tech NUS, Inc

Client Sample ID: CHECK SAMPLE

GC/MS Volatiles

Lot-Sample # H9G270000 - 066C **Work Order #** LG4EF1AC **Matrix.....:** AIR

	07/07/2009	**Date Received..:**	07/10/2009
Prep Date.....:	07/24/2009	**Analysis Date...**	07/24/2009
Prep Batch #.....:	9208066		
Dilution Factor.:	1	**Method.....:**	TO-15

PARAMETER	SPIKE AMOUNT (ppb(v/v))	MEASURED AMOUNT (ppb(v/v))	SPIKE AMOUNT (ug/m3)	MEASURED AMOUNT (ug/m3)	PERCENT RECOVERY	RECOVERY LIMITS
Ethylbenzene	12.5	9.58	54	42	77	70 - 130
Methylene chloride	12.5	11.4	43	39	91	70 - 130
Naphthalene	12.5	12.1	66	64	97	60 - 140
Benzene	12.5	11.8	40	38	95	70 - 130
Tetrachloroethene	12.5	10.4	85	70	83	70 - 130
Toluene	12.5	9.70	47	37	78	70 - 130
1,2,4-Trichlorobenzene	12.5	11.0	93	82	88	60 - 140
Trichloroethene	12.5	11.6	67	62	93	70 - 130
Vinyl chloride	12.5	12.4	32	32	99	70 - 130
o-Xylene	12.5	9.44	54	41	75	70 - 130
Methyl tert-butyl ether	12.5	9.84	45	35	79	60 - 140
m-Xylene & p-Xylene	25.0	19.4	110	84	78	70 - 130
Carbon tetrachloride	12.5	15.3	79	96	123	70 - 130
Chloroform	12.5	11.7	61	57	93	70 - 130
Dichlorodifluoromethane	12.5	12.1	62	60	97	60 - 140
1,1-Dichloroethane	12.5	12.8	51	52	102	70 - 130
1,2-Dichloroethane	12.5	13.6	51	55	108	70 - 130
1,1-Dichloroethene	12.5	13.5	50	53	108	70 - 130
cis-1,2-Dichloroethene	12.5	12.3	50	49	98	70 - 130
trans-1,2-Dichloroethene	12.5	11.7	50	46	94	70 - 130

SURROGATE	PERCENT RECOVERY	LABORATORY CONTROL LIMITS (%)
4-Bromofluorobenzene	105	60 - 140

The 'Result' in ug/m3 is calculated using the following equation: Amount Found(before rounding)*(Molecular Weight/24.45)

The 'Reporting Limit' in ug/m3 is calculated using the following equation: (Reporting Limit(before rounding) * Dilution Factor) * (Molecular Weight/24.45)

Tetra Tech NUS, Inc

Client Sample ID: IAQ-B10-7

GC/MS Volatiles

Lot-Sample # H9J300246 - 001 **Work Order #** LNKRL1AA **Matrix.....:** AIR

Date Sampled...: 10/27/2009 **Date Received..:** 10/30/2009
Prep Date.....: 11/03/2009 **Analysis Date...** 11/03/2009
Prep Batch #.....: 9308041
Dilution Factor.: 1 **Method.....:** TO-15

PARAMETER	RESULTS (ppb(v/v))	REPORTING LIMIT (ppb(v/v))	RESULTS (ug/m3)		REPORTING LIMIT (ug/m3)
Ethylbenzene	**0.36**	**0.080**	**1.6**		**0.35**
Methylene chloride	**0.27**	**0.20**	**0.93**	**B**	**0.69**
Naphthalene	**0.14**	**0.20**	**0.71**	**J B**	**1.0**
Benzene	**0.15**	**0.080**	**0.49**		**0.26**
Tetrachloroethene	**0.043**	**0.080**	**0.29**	**J**	**0.54**
Toluene	**11**	**0.080**	**40**		**0.30**
1,2,4-Trichlorobenzene	ND	0.40	ND		3.0
Trichloroethene	**0.029**	**0.040**	**0.16**	**J**	**0.21**
Vinyl chloride	ND	0.080	ND		0.20
o-Xylene	**0.33**	**0.080**	**1.4**		**0.35**
Methyl tert-butyl ether	ND	0.40	ND		1.4
m-Xylene & p-Xylene	**1.1**	**0.080**	**4.9**		**0.35**
Carbon tetrachloride	**0.10**	**0.080**	**0.65**		**0.50**
Chloroform	**0.074**	**0.080**	**0.36**	**J**	**0.39**
Dichlorodifluoromethane	**0.53**	**0.080**	**2.6**		**0.40**
1,1-Dichloroethane	ND	0.080	ND		0.32
1,2-Dichloroethane	ND	0.080	ND		0.32
1,1-Dichloroethene	ND	0.080	ND		0.32
cis-1,2-Dichloroethene	ND	0.080	ND		0.32
trans-1,2-Dichloroethene	ND	0.080	ND		0.32

SURROGATE	PERCENT RECOVERY	LABORATORY CONTROL LIMITS (%)
4-Bromofluorobenzene	97	60 - 140

Qualifiers

B	Method blank contamination. The associated method blank contains the target analyte at a reportable level.
J	Estimated result. Result is less than RL.

The 'Result' in ug/m3 is calculated using the following equation: Amount Found(before rounding)*(Molecular Weight/24.45)

The 'Reporting Limit' in ug/m3 is calculated using the following equation: (Reporting Limit(before rounding) * Dilution Factor) * (Molecular Weight/24.45)

Tetra Tech NUS, Inc

Client Sample ID: IAQ-B9-7

GC/MS Volatiles

Lot-Sample # H9J300246 - 002 **Work Order #** LNKWP1AA **Matrix.....:** AIR

Date Sampled...: 10/27/2009 **Date Received..:** 10/30/2009
Prep Date.....: 11/03/2009 **Analysis Date...** 11/03/2009
Prep Batch #.....: 9308041
Dilution Factor.: 1 **Method.....:** TO-15

PARAMETER	RESULTS (ppb(v/v))	REPORTING LIMIT (ppb(v/v))	RESULTS (ug/m3)		REPORTING LIMIT (ug/m3)
Ethylbenzene	**0.47**	**0.080**	**2.0**		**0.35**
Methylene chloride	**0.75**	**0.20**	**2.6**	**B**	**0.69**
Naphthalene	**0.20**	**0.20**	**1.1**	**B**	**1.0**
Benzene	**0.14**	**0.080**	**0.46**		**0.26**
Tetrachloroethene	**0.052**	**0.080**	**0.35**	**J**	**0.54**
Toluene	**16**	**0.080**	**58**		**0.30**
1,2,4-Trichlorobenzene	ND	0.40	ND		3.0
Trichloroethene	**0.024**	**0.040**	**0.13**	**J**	**0.21**
Vinyl chloride	ND	0.080	ND		0.20
o-Xylene	**0.37**	**0.080**	**1.6**		**0.35**
Methyl tert-butyl ether	ND	0.40	ND		1.4
m-Xylene & p-Xylene	**1.4**	**0.080**	**6.1**		**0.35**
Carbon tetrachloride	**0.084**	**0.080**	**0.53**		**0.50**
Chloroform	**0.063**	**0.080**	**0.31**	**J**	**0.39**
Dichlorodifluoromethane	**0.48**	**0.080**	**2.4**		**0.40**
1,1-Dichloroethane	ND	0.080	ND		0.32
1,2-Dichloroethane	ND	0.080	ND		0.32
1,1-Dichloroethene	ND	0.080	ND		0.32
cis-1,2-Dichloroethene	ND	0.080	ND		0.32
trans-1,2-Dichloroethene	ND	0.080	ND		0.32

SURROGATE	PERCENT RECOVERY	LABORATORY CONTROL LIMITS (%)
4-Bromofluorobenzene	96	60 - 140

Qualifiers

B	Method blank contamination. The associated method blank contains the target analyte at a reportable level.
J	Estimated result. Result is less than RL.

The 'Result' in ug/m3 is calculated using the following equation: Amount Found(before rounding)*(Molecular Weight/24.45)

The 'Reporting Limit' in ug/m3 is calculated using the following equation: (Reporting Limit(before rounding) * Dilution Factor) * (Molecular Weight/24.45)

Tetra Tech NUS, Inc

Client Sample ID: IAQ-B8-7

GC/MS Volatiles

Lot-Sample # H9J300246 - 003 **Work Order #** LNKWQ1AA **Matrix.....:** AIR

Date Sampled...: 10/27/2009 **Date Received..:** 10/30/2009
Prep Date.....: 11/03/2009 **Analysis Date...** 11/03/2009
Prep Batch #.....: 9308041
Dilution Factor.: 1 **Method.....:** TO-15

PARAMETER	RESULTS (ppb(v/v))	REPORTING LIMIT (ppb(v/v))	RESULTS (ug/m3)		REPORTING LIMIT (ug/m3)
Ethylbenzene	**0.48**	**0.080**	**2.1**		**0.35**
Methylene chloride	**0.22**	**0.20**	**0.76**	**B**	**0.69**
Naphthalene	**0.15**	**0.20**	**0.78**	**J B**	**1.0**
Benzene	**0.14**	**0.080**	**0.44**		**0.26**
Tetrachloroethene	**0.055**	**0.080**	**0.37**	**J**	**0.54**
Toluene	**16**	**0.080**	**60**		**0.30**
1,2,4-Trichlorobenzene	ND	0.40	ND		3.0
Trichloroethene	**0.026**	**0.040**	**0.14**	**J**	**0.21**
Vinyl chloride	ND	0.080	ND		0.20
o-Xylene	**0.39**	**0.080**	**1.7**		**0.35**
Methyl tert-butyl ether	ND	0.40	ND		1.4
m-Xylene & p-Xylene	**1.4**	**0.080**	**6.3**		**0.35**
Carbon tetrachloride	**0.090**	**0.080**	**0.57**		**0.50**
Chloroform	**0.061**	**0.080**	**0.30**	**J**	**0.39**
Dichlorodifluoromethane	**0.46**	**0.080**	**2.3**		**0.40**
1,1-Dichloroethane	ND	0.080	ND		0.32
1,2-Dichloroethane	ND	0.080	ND		0.32
1,1-Dichloroethene	ND	0.080	ND		0.32
cis-1,2-Dichloroethene	ND	0.080	ND		0.32
trans-1,2-Dichloroethene	ND	0.080	ND		0.32

SURROGATE	PERCENT RECOVERY	LABORATORY CONTROL LIMITS (%)
4-Bromofluorobenzene	97	60 - 140

Qualifiers

B	Method blank contamination. The associated method blank contains the target analyte at a reportable level.
J	Estimated result. Result is less than RL.

The 'Result' in ug/m3 is calculated using the following equation: Amount Found(before rounding)*(Molecular Weight/24.45)

The 'Reporting Limit' in ug/m3 is calculated using the following equation: (Reporting Limit(before rounding) * Dilution Factor) * (Molecular Weight/24.45)

Tetra Tech NUS, Inc

Client Sample ID: IAQ-B7-7

GC/MS Volatiles

Lot-Sample # H9J300246 - 004 **Work Order #** LNKWR1AA **Matrix.....:** AIR

Date Sampled...: 10/27/2009 **Date Received..:** 10/30/2009
Prep Date.....: 11/03/2009 **Analysis Date...** 11/03/2009
Prep Batch #.....: 9308041
Dilution Factor.: 1 **Method.....:** TO-15

PARAMETER	RESULTS (ppb(v/v))	REPORTING LIMIT (ppb(v/v))	RESULTS (ug/m3)		REPORTING LIMIT (ug/m3)
Ethylbenzene	**0.50**	**0.080**	**2.2**		**0.35**
Methylene chloride	**0.60**	**0.20**	**2.1**	**B**	**0.69**
Naphthalene	**0.078**	**0.20**	**0.41**	**J B**	**1.0**
Benzene	**0.15**	**0.080**	**0.47**		**0.26**
Tetrachloroethene	**0.063**	**0.080**	**0.43**	**J**	**0.54**
Toluene	**17**	**0.080**	**66**		**0.30**
1,2,4-Trichlorobenzene	**0.062**	**0.40**	**0.46**	**J**	**3.0**
Trichloroethene	**0.029**	**0.040**	**0.16**	**J**	**0.21**
Vinyl chloride	ND	0.080	ND		0.20
o-Xylene	**0.34**	**0.080**	**1.5**		**0.35**
Methyl tert-butyl ether	ND	0.40	ND		1.4
m-Xylene & p-Xylene	**1.4**	**0.080**	**6.0**		**0.35**
Carbon tetrachloride	**0.089**	**0.080**	**0.56**		**0.50**
Chloroform	**0.064**	**0.080**	**0.31**	**J**	**0.39**
Dichlorodifluoromethane	**0.47**	**0.080**	**2.3**		**0.40**
1,1-Dichloroethane	ND	0.080	ND		0.32
1,2-Dichloroethane	ND	0.080	ND		0.32
1,1-Dichloroethene	ND	0.080	ND		0.32
cis-1,2-Dichloroethene	ND	0.080	ND		0.32
trans-1,2-Dichloroethene	ND	0.080	ND		0.32

SURROGATE	PERCENT RECOVERY	LABORATORY CONTROL LIMITS (%)
4-Bromofluorobenzene	100	60 - 140

Qualifiers

B	Method blank contamination. The associated method blank contains the target analyte at a reportable level.
J	Estimated result. Result is less than RL.

The 'Result' in ug/m3 is calculated using the following equation: Amount Found(before rounding)*(Molecular Weight/24.45)

The 'Reporting Limit' in ug/m3 is calculated using the following equation: (Reporting Limit(before rounding) * Dilution Factor) * (Molecular Weight/24.45)

Tetra Tech NUS, Inc

Client Sample ID: IAQ-B5-7

GC/MS Volatiles

Lot-Sample # H9J300246 - 005 **Work Order #** LNKWV1AA **Matrix.....:** AIR

Date Sampled...: 10/27/2009 **Date Received..:** 10/30/2009
Prep Date.....: 11/03/2009 **Analysis Date...** 11/03/2009
Prep Batch #.....: 9308041
Dilution Factor.: 1 **Method.....:** TO-15

PARAMETER	RESULTS (ppb(v/v))	REPORTING LIMIT (ppb(v/v))	RESULTS (ug/m3)		REPORTING LIMIT (ug/m3)
Ethylbenzene	**0.34**	**0.080**	**1.5**		**0.35**
Methylene chloride	**0.78**	**0.20**	**2.7**	**B**	**0.69**
Naphthalene	**0.043**	**0.20**	**0.23**	**J B**	**1.0**
Benzene	**0.20**	**0.080**	**0.62**		**0.26**
Tetrachloroethene	**0.045**	**0.080**	**0.30**	**J**	**0.54**
Toluene	**5.6**	**0.080**	**21**		**0.30**
1,2,4-Trichlorobenzene	ND	0.40	ND		3.0
Trichloroethene	**0.035**	**0.040**	**0.19**	**J**	**0.21**
Vinyl chloride	ND	0.080	ND		0.20
o-Xylene	**0.34**	**0.080**	**1.5**		**0.35**
Methyl tert-butyl ether	ND	0.40	ND		1.4
m-Xylene & p-Xylene	**1.2**	**0.080**	**5.2**		**0.35**
Carbon tetrachloride	**0.090**	**0.080**	**0.56**		**0.50**
Chloroform	**0.10**	**0.080**	**0.51**		**0.39**
Dichlorodifluoromethane	**0.50**	**0.080**	**2.5**		**0.40**
1,1-Dichloroethane	ND	0.080	ND		0.32
1,2-Dichloroethane	**0.032**	**0.080**	**0.13**	**J**	**0.32**
1,1-Dichloroethene	ND	0.080	ND		0.32
cis-1,2-Dichloroethene	ND	0.080	ND		0.32
trans-1,2-Dichloroethene	ND	0.080	ND		0.32

SURROGATE	PERCENT RECOVERY	LABORATORY CONTROL LIMITS (%)
4-Bromofluorobenzene	100	60 - 140

Qualifiers

B	Method blank contamination. The associated method blank contains the target analyte at a reportable level.
J	Estimated result. Result is less than RL.

The 'Result' in ug/m3 is calculated using the following equation: Amount Found(before rounding)*(Molecular Weight/24.45)

The 'Reporting Limit' in ug/m3 is calculated using the following equation: (Reporting Limit(before rounding) * Dilution Factor) * (Molecular Weight/24.45)

Tetra Tech NUS, Inc

Client Sample ID: IAQ-B3-7

GC/MS Volatiles

Lot-Sample # H9J300246 - 006 **Work Order #** LNKWX1AA **Matrix.....:** AIR

Date Sampled...: 10/27/2009 **Date Received..:** 10/30/2009
Prep Date.....: 11/03/2009 **Analysis Date...** 11/03/2009
Prep Batch #.....: 9308041
Dilution Factor.: 1 **Method.....:** TO-15

PARAMETER	RESULTS (ppb(v/v))	REPORTING LIMIT (ppb(v/v))	RESULTS (ug/m3)		REPORTING LIMIT (ug/m3)
Ethylbenzene	**0.31**	**0.080**	**1.3**		**0.35**
Methylene chloride	**0.98**	**0.20**	**3.4**	**B**	**0.69**
Naphthalene	ND	0.20	ND		1.0
Benzene	**0.16**	**0.080**	**0.50**		**0.26**
Tetrachloroethene	**0.11**	**0.080**	**0.75**		**0.54**
Toluene	**7.0**	**0.080**	**26**		**0.30**
1,2,4-Trichlorobenzene	ND	0.40	ND		3.0
Trichloroethene	**0.035**	**0.040**	**0.19**	**J**	**0.21**
Vinyl chloride	ND	0.080	ND		0.20
o-Xylene	**0.16**	**0.080**	**0.71**		**0.35**
Methyl tert-butyl ether	ND	0.40	ND		1.4
m-Xylene & p-Xylene	**0.73**	**0.080**	**3.2**		**0.35**
Carbon tetrachloride	**0.085**	**0.080**	**0.54**		**0.50**
Chloroform	**0.14**	**0.080**	**0.66**		**0.39**
Dichlorodifluoromethane	**0.51**	**0.080**	**2.5**		**0.40**
1,1-Dichloroethane	ND	0.080	ND		0.32
1,2-Dichloroethane	ND	0.080	ND		0.32
1,1-Dichloroethene	ND	0.080	ND		0.32
cis-1,2-Dichloroethene	ND	0.080	ND		0.32
trans-1,2-Dichloroethene	ND	0.080	ND		0.32

SURROGATE	PERCENT RECOVERY	LABORATORY CONTROL LIMITS (%)
4-Bromofluorobenzene	100	60 - 140

Qualifiers

B	Method blank contamination. The associated method blank contains the target analyte at a reportable level.
J	Estimated result. Result is less than RL.

The 'Result' in ug/m3 is calculated using the following equation: Amount Found(before rounding)*(Molecular Weight/24.45)

The 'Reporting Limit' in ug/m3 is calculated using the following equation: (Reporting Limit(before rounding) * Dilution Factor) * (Molecular Weight/24.45)

Tetra Tech NUS, Inc

Client Sample ID: IAQ-B1-7

GC/MS Volatiles

Lot-Sample # H9J300246 - 007 **Work Order #** LNKW11AA **Matrix.....:** AIR

Date Sampled...: 10/27/2009 **Date Received..:** 10/30/2009
Prep Date.....: 11/03/2009 **Analysis Date...** 11/03/2009
Prep Batch #.....: 9308041
Dilution Factor.: 1 **Method.....:** TO-15

PARAMETER	RESULTS (ppb(v/v))	REPORTING LIMIT (ppb(v/v))	RESULTS (ug/m3)		REPORTING LIMIT (ug/m3)
Ethylbenzene	**0.28**	**0.080**	**1.2**		**0.35**
Methylene chloride	**1.4**	**0.20**	**5.0**	**B**	**0.69**
Naphthalene	**0.19**	**0.20**	**0.98**	**J B**	**1.0**
Benzene	**0.17**	**0.080**	**0.56**		**0.26**
Tetrachloroethene	**0.055**	**0.080**	**0.38**	**J**	**0.54**
Toluene	**11**	**0.080**	**41**		**0.30**
1,2,4-Trichlorobenzene	ND	0.40	ND		3.0
Trichloroethene	**0.034**	**0.040**	**0.18**	**J**	**0.21**
Vinyl chloride	ND	0.080	ND		0.20
o-Xylene	**0.27**	**0.080**	**1.2**		**0.35**
Methyl tert-butyl ether	ND	0.40	ND		1.4
m-Xylene & p-Xylene	**0.92**	**0.080**	**4.0**		**0.35**
Carbon tetrachloride	**0.089**	**0.080**	**0.56**		**0.50**
Chloroform	**0.070**	**0.080**	**0.34**	**J**	**0.39**
Dichlorodifluoromethane	**0.49**	**0.080**	**2.4**		**0.40**
1,1-Dichloroethane	ND	0.080	ND		0.32
1,2-Dichloroethane	ND	0.080	ND		0.32
1,1-Dichloroethene	ND	0.080	ND		0.32
cis-1,2-Dichloroethene	ND	0.080	ND		0.32
trans-1,2-Dichloroethene	ND	0.080	ND		0.32

SURROGATE	PERCENT RECOVERY	LABORATORY CONTROL LIMITS (%)
4-Bromofluorobenzene	96	60 - 140

Qualifiers

B	Method blank contamination. The associated method blank contains the target analyte at a reportable level.
J	Estimated result. Result is less than RL.

The 'Result' in ug/m3 is calculated using the following equation: Amount Found(before rounding)*(Molecular Weight/24.45)

The 'Reporting Limit' in ug/m3 is calculated using the following equation: (Reporting Limit(before rounding) * Dilution Factor) * (Molecular Weight/24.45)

Tetra Tech NUS, Inc

Client Sample ID: IAQ-B6-7

GC/MS Volatiles

Lot-Sample # H9J300246 - 008 **Work Order #** LNKW31AA **Matrix.....:** AIR

Date Sampled...: 10/27/2009 **Date Received..:** 10/30/2009
Prep Date.....: 11/03/2009 **Analysis Date...** 11/03/2009
Prep Batch #.....: 9308041
Dilution Factor.: 1 **Method.....:** TO-15

PARAMETER	RESULTS (ppb(v/v))	REPORTING LIMIT (ppb(v/v))	RESULTS (ug/m3)		REPORTING LIMIT (ug/m3)
Ethylbenzene	**0.43**	**0.080**	**1.8**		**0.35**
Methylene chloride	**0.45**	**0.20**	**1.6**	**B**	**0.69**
Naphthalene	**0.46**	**0.20**	**2.4**	**B**	**1.0**
Benzene	**0.23**	**0.080**	**0.73**		**0.26**
Tetrachloroethene	**0.050**	**0.080**	**0.34**	**J**	**0.54**
Toluene	**8.4**	**0.080**	**31**		**0.30**
1,2,4-Trichlorobenzene	ND	0.40	ND		3.0
Trichloroethene	**0.041**	**0.040**	**0.22**		**0.21**
Vinyl chloride	ND	0.080	ND		0.20
o-Xylene	**0.47**	**0.080**	**2.0**		**0.35**
Methyl tert-butyl ether	ND	0.40	ND		1.4
m-Xylene & p-Xylene	**1.4**	**0.080**	**6.2**		**0.35**
Carbon tetrachloride	**0.098**	**0.080**	**0.62**		**0.50**
Chloroform	**0.11**	**0.080**	**0.53**		**0.39**
Dichlorodifluoromethane	**0.56**	**0.080**	**2.8**		**0.40**
1,1-Dichloroethane	ND	0.080	ND		0.32
1,2-Dichloroethane	**0.021**	**0.080**	**0.084**	**J**	**0.32**
1,1-Dichloroethene	ND	0.080	ND		0.32
cis-1,2-Dichloroethene	ND	0.080	ND		0.32
trans-1,2-Dichloroethene	ND	0.080	ND		0.32

SURROGATE	PERCENT RECOVERY	LABORATORY CONTROL LIMITS (%)
4-Bromofluorobenzene	98	60 - 140

Qualifiers

B	Method blank contamination. The associated method blank contains the target analyte at a reportable level.
J	Estimated result. Result is less than RL.

The 'Result' in ug/m3 is calculated using the following equation: Amount Found(before rounding)*(Molecular Weight/24.45)

The 'Reporting Limit' in ug/m3 is calculated using the following equation: (Reporting Limit(before rounding) * Dilution Factor) * (Molecular Weight/24.45)

Tetra Tech NUS, Inc

Client Sample ID: IAQ-B4-7

GC/MS Volatiles

Lot-Sample # H9J300246 - 009 **Work Order #** LNKW41AA **Matrix.....:** AIR

Date Sampled...: 10/27/2009 **Date Received..:** 10/30/2009
Prep Date.....: 11/03/2009 **Analysis Date...** 11/03/2009
Prep Batch #.....: 9308041
Dilution Factor.: 1 **Method.....:** TO-15

PARAMETER	RESULTS (ppb(v/v))	REPORTING LIMIT (ppb(v/v))	RESULTS (ug/m3)		REPORTING LIMIT (ug/m3)
Ethylbenzene	**0.21**	**0.080**	**0.93**		**0.35**
Methylene chloride	**0.42**	**0.20**	**1.5**	**B**	**0.69**
Naphthalene	**0.28**	**0.20**	**1.5**	**B**	**1.0**
Benzene	**0.17**	**0.080**	**0.55**		**0.26**
Tetrachloroethene	**0.069**	**0.080**	**0.47**	**J**	**0.54**
Toluene	**1.9**	**0.080**	**7.2**		**0.30**
1,2,4-Trichlorobenzene	ND	0.40	ND		3.0
Trichloroethene	**0.032**	**0.040**	**0.17**	**J**	**0.21**
Vinyl chloride	ND	0.080	ND		0.20
o-Xylene	**0.34**	**0.080**	**1.5**		**0.35**
Methyl tert-butyl ether	ND	0.40	ND		1.4
m-Xylene & p-Xylene	**0.82**	**0.080**	**3.6**		**0.35**
Carbon tetrachloride	**0.087**	**0.080**	**0.55**		**0.50**
Chloroform	**0.32**	**0.080**	**1.6**		**0.39**
Dichlorodifluoromethane	**0.47**	**0.080**	**2.3**		**0.40**
1,1-Dichloroethane	ND	0.080	ND		0.32
1,2-Dichloroethane	**0.026**	**0.080**	**0.10**	**J**	**0.32**
1,1-Dichloroethene	ND	0.080	ND		0.32
cis-1,2-Dichloroethene	**0.028**	**0.080**	**0.11**	**J**	**0.32**
trans-1,2-Dichloroethene	ND	0.080	ND		0.32

SURROGATE	PERCENT RECOVERY	LABORATORY CONTROL LIMITS (%)
4-Bromofluorobenzene	98	60 - 140

Qualifiers

B	Method blank contamination. The associated method blank contains the target analyte at a reportable level.
J	Estimated result. Result is less than RL.

The 'Result' in ug/m3 is calculated using the following equation: Amount Found(before rounding)*(Molecular Weight/24.45)

The 'Reporting Limit' in ug/m3 is calculated using the following equation: (Reporting Limit(before rounding) * Dilution Factor) * (Molecular Weight/24.45)

Tetra Tech NUS, Inc

Client Sample ID: IAQ-B2-7

GC/MS Volatiles

Lot-Sample # H9J300246 - 010 **Work Order #** LNKW61AA **Matrix.....:** AIR

Date Sampled...: 10/27/2009 **Date Received..:** 10/30/2009
Prep Date.....: 11/03/2009 **Analysis Date...** 11/04/2009
Prep Batch #.....: 9308041
Dilution Factor.: 1 **Method.....:** TO-15

PARAMETER	RESULTS (ppb(v/v))	REPORTING LIMIT (ppb(v/v))	RESULTS (ug/m3)		REPORTING LIMIT (ug/m3)
Ethylbenzene	**0.16**	**0.080**	**0.71**		**0.35**
Methylene chloride	**0.76**	**0.20**	**2.7**	**B**	**0.69**
Naphthalene	**0.15**	**0.20**	**0.78**	**J B**	**1.0**
Benzene	**0.17**	**0.080**	**0.56**		**0.26**
Tetrachloroethene	**0.030**	**0.080**	**0.20**	**J**	**0.54**
Toluene	**1.4**	**0.080**	**5.1**		**0.30**
1,2,4-Trichlorobenzene	ND	0.40	ND		3.0
Trichloroethene	**0.030**	**0.040**	**0.16**	**J**	**0.21**
Vinyl chloride	ND	0.080	ND		0.20
o-Xylene	**0.25**	**0.080**	**1.1**		**0.35**
Methyl tert-butyl ether	ND	0.40	ND		1.4
m-Xylene & p-Xylene	**0.61**	**0.080**	**2.7**		**0.35**
Carbon tetrachloride	**0.085**	**0.080**	**0.54**		**0.50**
Chloroform	**0.38**	**0.080**	**1.8**		**0.39**
Dichlorodifluoromethane	**0.47**	**0.080**	**2.3**		**0.40**
1,1-Dichloroethane	ND	0.080	ND		0.32
1,2-Dichloroethane	**0.025**	**0.080**	**0.100**	**J**	**0.32**
1,1-Dichloroethene	ND	0.080	ND		0.32
cis-1,2-Dichloroethene	ND	0.080	ND		0.32
trans-1,2-Dichloroethene	ND	0.080	ND		0.32

SURROGATE	PERCENT RECOVERY	LABORATORY CONTROL LIMITS (%)
4-Bromofluorobenzene	98	60 - 140

Qualifiers

B	Method blank contamination. The associated method blank contains the target analyte at a reportable level.
J	Estimated result. Result is less than RL.

The 'Result' in ug/m3 is calculated using the following equation: Amount Found(before rounding)*(Molecular Weight/24.45)

The 'Reporting Limit' in ug/m3 is calculated using the following equation: (Reporting Limit(before rounding) * Dilution Factor) * (Molecular Weight/24.45)

Tetra Tech NUS, Inc

Client Sample ID: IAQ-C1-7

GC/MS Volatiles

Lot-Sample # H9J300246 - 011 **Work Order #** LNKW81AA **Matrix.....:** AIR

Date Sampled...: 10/27/2009 **Date Received..:** 10/30/2009
Prep Date.....: 11/03/2009 **Analysis Date...** 11/04/2009
Prep Batch #.....: 9308041
Dilution Factor.: 1 **Method.....:** TO-15

PARAMETER	RESULTS (ppb(v/v))	REPORTING LIMIT (ppb(v/v))	RESULTS (ug/m3)		REPORTING LIMIT (ug/m3)
Ethylbenzene	**0.12**	**0.080**	**0.50**		**0.35**
Methylene chloride	**0.80**	**0.20**	**2.8**	**B**	**0.69**
Naphthalene	**0.11**	**0.20**	**0.59**	**J B**	**1.0**
Benzene	**0.14**	**0.080**	**0.44**		**0.26**
Tetrachloroethene	**0.18**	**0.080**	**1.2**		**0.54**
Toluene	**0.91**	**0.080**	**3.4**		**0.30**
1,2,4-Trichlorobenzene	ND	0.40	ND		3.0
Trichloroethene	**0.16**	**0.040**	**0.88**		**0.21**
Vinyl chloride	ND	0.080	ND		0.20
o-Xylene	**0.14**	**0.080**	**0.60**		**0.35**
Methyl tert-butyl ether	ND	0.40	ND		1.4
m-Xylene & p-Xylene	**0.40**	**0.080**	**1.7**		**0.35**
Carbon tetrachloride	**0.084**	**0.080**	**0.53**		**0.50**
Chloroform	**0.027**	**0.080**	**0.13**	**J**	**0.39**
Dichlorodifluoromethane	**0.50**	**0.080**	**2.5**		**0.40**
1,1-Dichloroethane	ND	0.080	ND		0.32
1,2-Dichloroethane	ND	0.080	ND		0.32
1,1-Dichloroethene	ND	0.080	ND		0.32
cis-1,2-Dichloroethene	ND	0.080	ND		0.32
trans-1,2-Dichloroethene	ND	0.080	ND		0.32

SURROGATE	PERCENT RECOVERY	LABORATORY CONTROL LIMITS (%)
4-Bromofluorobenzene	95	60 - 140

Qualifiers

B	Method blank contamination. The associated method blank contains the target analyte at a reportable level.
J	Estimated result. Result is less than RL.

The 'Result' in ug/m3 is calculated using the following equation: Amount Found(before rounding)*(Molecular Weight/24.45)

The 'Reporting Limit' in ug/m3 is calculated using the following equation: (Reporting Limit(before rounding) * Dilution Factor) * (Molecular Weight/24.45)

Tetra Tech NUS, Inc

Client Sample ID: IAQ-C3-7

GC/MS Volatiles

Lot-Sample # H9J300246 - 012 **Work Order #** LNKXD1AA **Matrix.....:** AIR

Date Sampled...: 10/27/2009 **Date Received..:** 10/30/2009
Prep Date.....: 11/03/2009 **Analysis Date...** 11/04/2009
Prep Batch #.....: 9308041
Dilution Factor.: 1 **Method.....:** TO-15

PARAMETER	RESULTS (ppb(v/v))	REPORTING LIMIT (ppb(v/v))	RESULTS (ug/m3)		REPORTING LIMIT (ug/m3)
Ethylbenzene	**0.26**	**0.080**	**1.1**		**0.35**
Methylene chloride	**0.23**	**0.20**	**0.81**	**B**	**0.69**
Naphthalene	**0.12**	**0.20**	**0.64**	**J B**	**1.0**
Benzene	**0.17**	**0.080**	**0.56**		**0.26**
Tetrachloroethene	**0.038**	**0.080**	**0.26**	**J**	**0.54**
Toluene	**0.98**	**0.080**	**3.7**		**0.30**
1,2,4-Trichlorobenzene	ND	0.40	ND		3.0
Trichloroethene	**0.046**	**0.040**	**0.25**		**0.21**
Vinyl chloride	ND	0.080	ND		0.20
o-Xylene	**0.31**	**0.080**	**1.4**		**0.35**
Methyl tert-butyl ether	ND	0.40	ND		1.4
m-Xylene & p-Xylene	**0.82**	**0.080**	**3.5**		**0.35**
Carbon tetrachloride	**0.078**	**0.080**	**0.49**	**J**	**0.50**
Chloroform	**0.024**	**0.080**	**0.12**	**J**	**0.39**
Dichlorodifluoromethane	**0.49**	**0.080**	**2.4**		**0.40**
1,1-Dichloroethane	ND	0.080	ND		0.32
1,2-Dichloroethane	**0.022**	**0.080**	**0.088**	**J**	**0.32**
1,1-Dichloroethene	ND	0.080	ND		0.32
cis-1,2-Dichloroethene	ND	0.080	ND		0.32
trans-1,2-Dichloroethene	ND	0.080	ND		0.32

SURROGATE	PERCENT RECOVERY	LABORATORY CONTROL LIMITS (%)
4-Bromofluorobenzene	103	60 - 140

Qualifiers

B	Method blank contamination. The associated method blank contains the target analyte at a reportable level.
J	Estimated result. Result is less than RL.

The 'Result' in ug/m3 is calculated using the following equation: Amount Found(before rounding)*(Molecular Weight/24.45)

The 'Reporting Limit' in ug/m3 is calculated using the following equation: (Reporting Limit(before rounding) * Dilution Factor) * (Molecular Weight/24.45)

Tetra Tech NUS, Inc

Client Sample ID: IAQ-C2-7

GC/MS Volatiles

Lot-Sample # H9J300246 - 013 **Work Order #** LNKXF1AA **Matrix.....:** AIR

Date Sampled...: 10/27/2009 **Date Received..:** 10/30/2009
Prep Date.....: 11/03/2009 **Analysis Date...** 11/04/2009
Prep Batch #.....: 9308041
Dilution Factor.: 1 **Method.....:** TO-15

PARAMETER	RESULTS (ppb(v/v))	REPORTING LIMIT (ppb(v/v))	RESULTS (ug/m3)		REPORTING LIMIT (ug/m3)
Ethylbenzene	**0.11**	**0.080**	**0.50**		**0.35**
Methylene chloride	**0.27**	**0.20**	**0.92**	**B**	**0.69**
Naphthalene	ND	0.20	ND		1.0
Benzene	**0.13**	**0.080**	**0.42**		**0.26**
Tetrachloroethene	**0.065**	**0.080**	**0.44**	**J**	**0.54**
Toluene	**0.92**	**0.080**	**3.5**		**0.30**
1,2,4-Trichlorobenzene	ND	0.40	ND		3.0
Trichloroethene	**0.040**	**0.040**	**0.22**		**0.21**
Vinyl chloride	ND	0.080	ND		0.20
o-Xylene	**0.14**	**0.080**	**0.59**		**0.35**
Methyl tert-butyl ether	ND	0.40	ND		1.4
m-Xylene & p-Xylene	**0.38**	**0.080**	**1.7**		**0.35**
Carbon tetrachloride	**0.087**	**0.080**	**0.54**		**0.50**
Chloroform	**0.025**	**0.080**	**0.12**	**J**	**0.39**
Dichlorodifluoromethane	**0.49**	**0.080**	**2.4**		**0.40**
1,1-Dichloroethane	ND	0.080	ND		0.32
1,2-Dichloroethane	ND	0.080	ND		0.32
1,1-Dichloroethene	ND	0.080	ND		0.32
cis-1,2-Dichloroethene	ND	0.080	ND		0.32
trans-1,2-Dichloroethene	ND	0.080	ND		0.32

SURROGATE	PERCENT RECOVERY	LABORATORY CONTROL LIMITS (%)
4-Bromofluorobenzene	101	60 - 140

Qualifiers

B	Method blank contamination. The associated method blank contains the target analyte at a reportable level.
J	Estimated result. Result is less than RL.

The 'Result' in ug/m3 is calculated using the following equation: Amount Found(before rounding)*(Molecular Weight/24.45)

The 'Reporting Limit' in ug/m3 is calculated using the following equation: (Reporting Limit(before rounding) * Dilution Factor) * (Molecular Weight/24.45)

Tetra Tech NUS, Inc

Client Sample ID: IAQ-C16-7

GC/MS Volatiles

Lot-Sample # H9J300246 - 014 **Work Order #** LNKXH1AA **Matrix.....:** AIR

Date Sampled...: 10/27/2009 **Date Received..:** 10/30/2009
Prep Date.....: 11/03/2009 **Analysis Date...** 11/04/2009
Prep Batch #.....: 9308041
Dilution Factor.: 1 **Method.....:** TO-15

PARAMETER	RESULTS (ppb(v/v))	REPORTING LIMIT (ppb(v/v))	RESULTS (ug/m3)		REPORTING LIMIT (ug/m3)
Ethylbenzene	**0.087**	**0.080**	**0.38**		**0.35**
Methylene chloride	**0.28**	**0.20**	**0.96**	**B**	**0.69**
Naphthalene	**0.070**	**0.20**	**0.37**	**J B**	**1.0**
Benzene	**0.14**	**0.080**	**0.45**		**0.26**
Tetrachloroethene	**0.028**	**0.080**	**0.19**	**J**	**0.54**
Toluene	**0.79**	**0.080**	**3.0**		**0.30**
1,2,4-Trichlorobenzene	ND	0.40	ND		3.0
Trichloroethene	ND	0.040	ND		0.21
Vinyl chloride	ND	0.080	ND		0.20
o-Xylene	**0.11**	**0.080**	**0.49**		**0.35**
Methyl tert-butyl ether	ND	0.40	ND		1.4
m-Xylene & p-Xylene	**0.31**	**0.080**	**1.3**		**0.35**
Carbon tetrachloride	**0.092**	**0.080**	**0.58**		**0.50**
Chloroform	**0.063**	**0.080**	**0.31**	**J**	**0.39**
Dichlorodifluoromethane	**0.49**	**0.080**	**2.4**		**0.40**
1,1-Dichloroethane	ND	0.080	ND		0.32
1,2-Dichloroethane	ND	0.080	ND		0.32
1,1-Dichloroethene	ND	0.080	ND		0.32
cis-1,2-Dichloroethene	ND	0.080	ND		0.32
trans-1,2-Dichloroethene	ND	0.080	ND		0.32

SURROGATE	PERCENT RECOVERY	LABORATORY CONTROL LIMITS (%)
4-Bromofluorobenzene	99	60 - 140

Qualifiers

B	Method blank contamination. The associated method blank contains the target analyte at a reportable level.
J	Estimated result. Result is less than RL.

The 'Result' in ug/m3 is calculated using the following equation: Amount Found(before rounding)*(Molecular Weight/24.45)

The 'Reporting Limit' in ug/m3 is calculated using the following equation: (Reporting Limit(before rounding) * Dilution Factor) * (Molecular Weight/24.45)

Tetra Tech NUS, Inc

Client Sample ID: IAQ-B13-7

GC/MS Volatiles

Lot-Sample #	H9J300246 - 015	**Work Order #**	LNKXJ1AA	**Matrix.....:**	AIR

Date Sampled...:	10/27/2009	**Date Received..:**	10/30/2009
Prep Date.....:	11/03/2009	**Analysis Date...**	11/04/2009
Prep Batch #.....:	9308041		
Dilution Factor.:	1	**Method.....:**	TO-15

PARAMETER	RESULTS (ppb(v/v))	REPORTING LIMIT (ppb(v/v))	RESULTS (ug/m3)		REPORTING LIMIT (ug/m3)
Ethylbenzene	**0.78**	**0.080**	**3.4**		**0.35**
Methylene chloride	**0.79**	**0.20**	**2.7**	**B**	**0.69**
Naphthalene	**0.16**	**0.20**	**0.85**	**J B**	**1.0**
Benzene	**0.18**	**0.080**	**0.58**		**0.26**
Tetrachloroethene	**0.16**	**0.080**	**1.1**		**0.54**
Toluene	**32**	**0.080**	**120**	**E**	**0.30**
1,2,4-Trichlorobenzene	ND	0.40	ND		3.0
Trichloroethene	**0.045**	**0.040**	**0.24**		**0.21**
Vinyl chloride	ND	0.080	ND		0.20
o-Xylene	**0.70**	**0.080**	**3.0**		**0.35**
Methyl tert-butyl ether	ND	0.40	ND		1.4
m-Xylene & p-Xylene	**2.4**	**0.080**	**10**		**0.35**
Carbon tetrachloride	**0.093**	**0.080**	**0.58**		**0.50**
Chloroform	**0.11**	**0.080**	**0.55**		**0.39**
Dichlorodifluoromethane	**0.51**	**0.080**	**2.5**		**0.40**
1,1-Dichloroethane	ND	0.080	ND		0.32
1,2-Dichloroethane	ND	0.080	ND		0.32
1,1-Dichloroethene	ND	0.080	ND		0.32
cis-1,2-Dichloroethene	ND	0.080	ND		0.32
trans-1,2-Dichloroethene	ND	0.080	ND		0.32

SURROGATE	PERCENT RECOVERY	LABORATORY CONTROL LIMITS (%)
4-Bromofluorobenzene	104	60 - 140

Qualifiers

B	Method blank contamination. The associated method blank contains the target analyte at a reportable level.
E	Estimated result. Result concentration exceeds the calibration range.
J	Estimated result. Result is less than RL.

The 'Result' in ug/m3 is calculated using the following equation: Amount Found(before rounding)*(Molecular Weight/24.45)

The 'Reporting Limit' in ug/m3 is calculated using the following equation: (Reporting Limit(before rounding) * Dilution Factor) * (Molecular Weight/24.45)

Tetra Tech NUS, Inc

Client Sample ID: IAQ-B13-7

GC/MS Volatiles

Lot-Sample #	H9J300246 - 015	**Work Order #**	LNKXJ2AA	**Matrix.....:**	AIR
Date Sampled...:	10/27/2009	**Date Received..:**	10/30/2009		
Prep Date.....:	11/04/2009	**Analysis Date...**	11/05/2009		
Prep Batch #.....:	9309149				
Dilution Factor.:	5	**Method.....:**	TO-15		

PARAMETER	RESULTS (ppb(v/v))	REPORTING LIMIT (ppb(v/v))	RESULTS (ug/m3)		REPORTING LIMIT (ug/m3)
Toluene	**28**	**0.40**	**110**	**D**	**1.5**

SURROGATE	PERCENT RECOVERY	LABORATORY CONTROL LIMITS (%)
4-Bromofluorobenzene	108	60 - 140

Qualifiers

D Result was obtained from the analysis of a dilution.

The 'Result' in ug/m3 is calculated using the following equation: Amount Found(before rounding)*(Molecular Weight/24.45)

The 'Reporting Limit' in ug/m3 is calculated using the following equation: (Reporting Limit(before rounding) * Dilution Factor) * (Molecular Weight/24.45)

Tetra Tech NUS, Inc

Client Sample ID: IAQ-B12-7

GC/MS Volatiles

Lot-Sample # H9J300246 - 016 **Work Order #** LNKXN1AA **Matrix.....:** AIR

Date Sampled...: 10/27/2009 **Date Received..:** 10/30/2009
Prep Date.....: 11/03/2009 **Analysis Date...** 11/03/2009
Prep Batch #.....: 9308040
Dilution Factor.: 1 **Method.....:** TO-15

PARAMETER	RESULTS (ppb(v/v))	REPORTING LIMIT (ppb(v/v))	RESULTS (ug/m3)		REPORTING LIMIT (ug/m3)
Ethylbenzene	ND	0.080	ND		0.35
Methylene chloride	**0.27**	**0.20**	**0.93**	**B**	**0.69**
Naphthalene	ND	0.20	ND		1.0
Benzene	**0.082**	**0.080**	**0.26**		**0.26**
Tetrachloroethene	**0.039**	**0.080**	**0.26**	**J**	**0.54**
Toluene	**0.43**	**0.080**	**1.6**		**0.30**
1,2,4-Trichlorobenzene	ND	0.40	ND		3.0
Trichloroethene	**0.016**	**0.040**	**0.086**	**J**	**0.21**
Vinyl chloride	ND	0.080	ND		0.20
o-Xylene	ND	0.080	ND		0.35
Methyl tert-butyl ether	ND	0.40	ND		1.4
m-Xylene & p-Xylene	ND	0.080	ND		0.35
Carbon tetrachloride	**0.044**	**0.080**	**0.28**	**J**	**0.50**
Chloroform	**0.091**	**0.080**	**0.45**		**0.39**
Dichlorodifluoromethane	**0.56**	**0.080**	**2.8**		**0.40**
1,1-Dichloroethane	**0.017**	**0.080**	**0.070**	**J**	**0.32**
1,2-Dichloroethane	ND	0.080	ND		0.32
1,1-Dichloroethene	ND	0.080	ND		0.32
cis-1,2-Dichloroethene	ND	0.080	ND		0.32
trans-1,2-Dichloroethene	ND	0.080	ND		0.32

SURROGATE	PERCENT RECOVERY	LABORATORY CONTROL LIMITS (%)
4-Bromofluorobenzene	106	60 - 140

Qualifiers

B	Method blank contamination. The associated method blank contains the target analyte at a reportable level.
J	Estimated result. Result is less than RL.

The 'Result' in ug/m3 is calculated using the following equation: Amount Found(before rounding)*(Molecular Weight/24.45)

The 'Reporting Limit' in ug/m3 is calculated using the following equation: (Reporting Limit(before rounding) * Dilution Factor) * (Molecular Weight/24.45)

Tetra Tech NUS, Inc

Client Sample ID: IAQ-C9-7

GC/MS Volatiles

Lot-Sample # H9J300246 - 017 **Work Order #** LNKXR1AA **Matrix.....:** AIR

Date Sampled...: 10/27/2009 **Date Received..:** 10/30/2009
Prep Date.....: 11/03/2009 **Analysis Date...** 11/03/2009
Prep Batch #.....: 9308040
Dilution Factor.: 1 **Method.....:** TO-15

PARAMETER	RESULTS (ppb(v/v))	REPORTING LIMIT (ppb(v/v))	RESULTS (ug/m3)		REPORTING LIMIT (ug/m3)
Ethylbenzene	**0.43**	**0.080**	**1.9**		**0.35**
Methylene chloride	**0.47**	**0.20**	**1.6**	**B**	**0.69**
Naphthalene	**0.13**	**0.20**	**0.71**	**J**	**1.0**
Benzene	**0.19**	**0.080**	**0.61**		**0.26**
Tetrachloroethene	**0.039**	**0.080**	**0.26**	**J**	**0.54**
Toluene	**0.93**	**0.080**	**3.5**		**0.30**
1,2,4-Trichlorobenzene	ND	0.40	ND		3.0
Trichloroethene	**0.10**	**0.040**	**0.55**		**0.21**
Vinyl chloride	ND	0.080	ND		0.20
o-Xylene	**0.77**	**0.080**	**3.3**		**0.35**
Methyl tert-butyl ether	ND	0.40	ND		1.4
m-Xylene & p-Xylene	**2.0**	**0.080**	**8.6**		**0.35**
Carbon tetrachloride	**0.10**	**0.080**	**0.66**		**0.50**
Chloroform	**0.052**	**0.080**	**0.25**	**J**	**0.39**
Dichlorodifluoromethane	**0.60**	**0.080**	**3.0**		**0.40**
1,1-Dichloroethane	**0.013**	**0.080**	**0.053**	**J**	**0.32**
1,2-Dichloroethane	**0.060**	**0.080**	**0.24**	**J**	**0.32**
1,1-Dichloroethene	**0.022**	**0.080**	**0.087**	**J**	**0.32**
cis-1,2-Dichloroethene	ND	0.080	ND		0.32
trans-1,2-Dichloroethene	ND	0.080	ND		0.32

SURROGATE	PERCENT RECOVERY	LABORATORY CONTROL LIMITS (%)
4-Bromofluorobenzene	107	60 - 140

Qualifiers

B	Method blank contamination. The associated method blank contains the target analyte at a reportable level.
J	Estimated result. Result is less than RL.

The 'Result' in ug/m3 is calculated using the following equation: Amount Found(before rounding)*(Molecular Weight/24.45)

The 'Reporting Limit' in ug/m3 is calculated using the following equation: (Reporting Limit(before rounding) * Dilution Factor) * (Molecular Weight/24.45)

Tetra Tech NUS, Inc

Client Sample ID: IAQ-C6-7

GC/MS Volatiles

Lot-Sample # H9J300246 - 018 **Work Order #** LNKXX1AA **Matrix.....:** AIR

Date Sampled...: 10/27/2009 **Date Received..:** 10/30/2009
Prep Date.....: 11/03/2009 **Analysis Date...** 11/03/2009
Prep Batch #.....: 9308040
Dilution Factor.: 1 **Method.....:** TO-15

PARAMETER	RESULTS (ppb(v/v))	REPORTING LIMIT (ppb(v/v))	RESULTS (ug/m3)		REPORTING LIMIT (ug/m3)
Ethylbenzene	**0.18**	**0.080**	**0.78**		**0.35**
Methylene chloride	**0.21**	**0.20**	**0.73**	**B**	**0.69**
Naphthalene	**0.10**	**0.20**	**0.54**	**J**	**1.0**
Benzene	**0.18**	**0.080**	**0.57**		**0.26**
Tetrachloroethene	**0.11**	**0.080**	**0.75**		**0.54**
Toluene	**0.95**	**0.080**	**3.6**		**0.30**
1,2,4-Trichlorobenzene	ND	0.40	ND		3.0
Trichloroethene	**0.017**	**0.040**	**0.089**	**J**	**0.21**
Vinyl chloride	ND	0.080	ND		0.20
o-Xylene	**0.27**	**0.080**	**1.2**		**0.35**
Methyl tert-butyl ether	ND	0.40	ND		1.4
m-Xylene & p-Xylene	**0.70**	**0.080**	**3.0**		**0.35**
Carbon tetrachloride	**0.095**	**0.080**	**0.60**		**0.50**
Chloroform	**0.056**	**0.080**	**0.27**	**J**	**0.39**
Dichlorodifluoromethane	**0.58**	**0.080**	**2.9**		**0.40**
1,1-Dichloroethane	ND	0.080	ND		0.32
1,2-Dichloroethane	ND	0.080	ND		0.32
1,1-Dichloroethene	ND	0.080	ND		0.32
cis-1,2-Dichloroethene	ND	0.080	ND		0.32
trans-1,2-Dichloroethene	ND	0.080	ND		0.32

SURROGATE	PERCENT RECOVERY	LABORATORY CONTROL LIMITS (%)
4-Bromofluorobenzene	106	60 - 140

Qualifiers

B	Method blank contamination. The associated method blank contains the target analyte at a reportable level.
J	Estimated result. Result is less than RL.

The 'Result' in ug/m3 is calculated using the following equation: Amount Found(before rounding)*(Molecular Weight/24.45)

The 'Reporting Limit' in ug/m3 is calculated using the following equation: (Reporting Limit(before rounding) * Dilution Factor) * (Molecular Weight/24.45)

Tetra Tech NUS, Inc

Client Sample ID: IAQ-C7-7

GC/MS Volatiles

Lot-Sample # H9J300246 - 019 **Work Order #** LNKX11AA **Matrix.....:** AIR

Date Sampled...: 10/27/2009 **Date Received..:** 10/30/2009
Prep Date.....: 11/03/2009 **Analysis Date...** 11/03/2009
Prep Batch #.....: 9308040
Dilution Factor.: 1 **Method.....:** TO-15

PARAMETER	RESULTS (ppb(v/v))	REPORTING LIMIT (ppb(v/v))	RESULTS (ug/m3)		REPORTING LIMIT (ug/m3)
Ethylbenzene	**0.21**	**0.080**	**0.91**		**0.35**
Methylene chloride	**1.8**	**0.20**	**6.2**	**B**	**0.69**
Naphthalene	**0.14**	**0.20**	**0.73**	**J**	**1.0**
Benzene	**0.20**	**0.080**	**0.63**		**0.26**
Tetrachloroethene	**0.037**	**0.080**	**0.25**	**J**	**0.54**
Toluene	**1.2**	**0.080**	**4.5**		**0.30**
1,2,4-Trichlorobenzene	ND	0.40	ND		3.0
Trichloroethene	**0.024**	**0.040**	**0.13**	**J**	**0.21**
Vinyl chloride	ND	0.080	ND		0.20
o-Xylene	**0.33**	**0.080**	**1.5**		**0.35**
Methyl tert-butyl ether	ND	0.40	ND		1.4
m-Xylene & p-Xylene	**0.85**	**0.080**	**3.7**		**0.35**
Carbon tetrachloride	**0.10**	**0.080**	**0.63**		**0.50**
Chloroform	**0.045**	**0.080**	**0.22**	**J**	**0.39**
Dichlorodifluoromethane	**0.60**	**0.080**	**2.9**		**0.40**
1,1-Dichloroethane	ND	0.080	ND		0.32
1,2-Dichloroethane	**0.025**	**0.080**	**0.100**	**J**	**0.32**
1,1-Dichloroethene	**0.017**	**0.080**	**0.069**	**J**	**0.32**
cis-1,2-Dichloroethene	ND	0.080	ND		0.32
trans-1,2-Dichloroethene	ND	0.080	ND		0.32

SURROGATE	PERCENT RECOVERY	LABORATORY CONTROL LIMITS (%)
4-Bromofluorobenzene	107	60 - 140

Qualifiers

B	Method blank contamination. The associated method blank contains the target analyte at a reportable level.
J	Estimated result. Result is less than RL.

The 'Result' in ug/m3 is calculated using the following equation: Amount Found(before rounding)*(Molecular Weight/24.45)

The 'Reporting Limit' in ug/m3 is calculated using the following equation: (Reporting Limit(before rounding) * Dilution Factor) * (Molecular Weight/24.45)

Tetra Tech NUS, Inc

Client Sample ID: IAQ-C8-7

GC/MS Volatiles

Lot-Sample # H9J300246 - 020 **Work Order #** LNKX21AA **Matrix.....:** AIR

Date Sampled...: 10/27/2009 **Date Received..:** 10/30/2009
Prep Date.....: 11/03/2009 **Analysis Date...** 11/03/2009
Prep Batch #.....: 9308040
Dilution Factor.: 1 **Method.....:** TO-15

PARAMETER	RESULTS (ppb(v/v))	REPORTING LIMIT (ppb(v/v))	RESULTS (ug/m3)		REPORTING LIMIT (ug/m3)
Ethylbenzene	**0.25**	**0.080**	**1.1**		**0.35**
Methylene chloride	**1.4**	**0.20**	**4.9**	**B**	**0.69**
Naphthalene	**0.15**	**0.20**	**0.78**	**J**	**1.0**
Benzene	**0.23**	**0.080**	**0.72**		**0.26**
Tetrachloroethene	**0.040**	**0.080**	**0.27**	**J**	**0.54**
Toluene	**1.6**	**0.080**	**6.0**		**0.30**
1,2,4-Trichlorobenzene	ND	0.40	ND		3.0
Trichloroethene	**0.041**	**0.040**	**0.22**		**0.21**
Vinyl chloride	ND	0.080	ND		0.20
o-Xylene	**0.42**	**0.080**	**1.8**		**0.35**
Methyl tert-butyl ether	ND	0.40	ND		1.4
m-Xylene & p-Xylene	**1.0**	**0.080**	**4.5**		**0.35**
Carbon tetrachloride	**0.10**	**0.080**	**0.65**		**0.50**
Chloroform	**0.051**	**0.080**	**0.25**	**J**	**0.39**
Dichlorodifluoromethane	**0.58**	**0.080**	**2.9**		**0.40**
1,1-Dichloroethane	ND	0.080	ND		0.32
1,2-Dichloroethane	**0.033**	**0.080**	**0.13**	**J**	**0.32**
1,1-Dichloroethene	ND	0.080	ND		0.32
cis-1,2-Dichloroethene	ND	0.080	ND		0.32
trans-1,2-Dichloroethene	ND	0.080	ND		0.32

SURROGATE	PERCENT RECOVERY	LABORATORY CONTROL LIMITS (%)
4-Bromofluorobenzene	108	60 - 140

Qualifiers

B	Method blank contamination. The associated method blank contains the target analyte at a reportable level.
J	Estimated result. Result is less than RL.

The 'Result' in ug/m3 is calculated using the following equation: Amount Found(before rounding)*(Molecular Weight/24.45)

The 'Reporting Limit' in ug/m3 is calculated using the following equation: (Reporting Limit(before rounding) * Dilution Factor) * (Molecular Weight/24.45)

Tetra Tech NUS, Inc

Client Sample ID: IAQ-C4-7

GC/MS Volatiles

Lot-Sample # H9J300246 - 021 **Work Order #** LNKX31AA **Matrix.....:** AIR

Date Sampled...: 10/27/2009 **Date Received..:** 10/30/2009
Prep Date.....: 11/03/2009 **Analysis Date...** 11/03/2009
Prep Batch #.....: 9308040
Dilution Factor.: 1 **Method.....:** TO-15

PARAMETER	RESULTS (ppb(v/v))	REPORTING LIMIT (ppb(v/v))	RESULTS (ug/m3)		REPORTING LIMIT (ug/m3)
Ethylbenzene	**0.17**	**0.080**	**0.72**		**0.35**
Methylene chloride	**0.73**	**0.20**	**2.5**	**B**	**0.69**
Naphthalene	**0.040**	**0.20**	**0.21**	**J**	**1.0**
Benzene	**0.19**	**0.080**	**0.60**		**0.26**
Tetrachloroethene	**0.047**	**0.080**	**0.32**	**J**	**0.54**
Toluene	**1.1**	**0.080**	**4.2**		**0.30**
1,2,4-Trichlorobenzene	ND	0.40	ND		3.0
Trichloroethene	ND	0.040	ND		0.21
Vinyl chloride	ND	0.080	ND		0.20
o-Xylene	**0.22**	**0.080**	**0.96**		**0.35**
Methyl tert-butyl ether	ND	0.40	ND		1.4
m-Xylene & p-Xylene	**0.58**	**0.080**	**2.5**		**0.35**
Carbon tetrachloride	**0.098**	**0.080**	**0.61**		**0.50**
Chloroform	**0.031**	**0.080**	**0.15**	**J**	**0.39**
Dichlorodifluoromethane	**0.62**	**0.080**	**3.1**		**0.40**
1,1-Dichloroethane	ND	0.080	ND		0.32
1,2-Dichloroethane	**0.020**	**0.080**	**0.082**	**J**	**0.32**
1,1-Dichloroethene	ND	0.080	ND		0.32
cis-1,2-Dichloroethene	ND	0.080	ND		0.32
trans-1,2-Dichloroethene	ND	0.080	ND		0.32

SURROGATE	PERCENT RECOVERY	LABORATORY CONTROL LIMITS (%)
4-Bromofluorobenzene	107	60 - 140

Qualifiers

B	Method blank contamination. The associated method blank contains the target analyte at a reportable level.
J	Estimated result. Result is less than RL.

The 'Result' in ug/m3 is calculated using the following equation: Amount Found(before rounding)*(Molecular Weight/24.45)

The 'Reporting Limit' in ug/m3 is calculated using the following equation: (Reporting Limit(before rounding) * Dilution Factor) * (Molecular Weight/24.45)

Tetra Tech NUS, Inc

Client Sample ID: C-DUP-1-7

GC/MS Volatiles

Lot-Sample #	H9J300246 - 022	**Work Order #**	LNKX41AA	**Matrix.....:**	AIR

Date Sampled...:	10/27/2009	**Date Received..:**	10/30/2009
Prep Date.....:	11/03/2009	**Analysis Date...**	11/03/2009
Prep Batch #.....:	9308040		
Dilution Factor.:	1	**Method.....:**	TO-15

PARAMETER	RESULTS (ppb(v/v))	REPORTING LIMIT (ppb(v/v))	RESULTS (ug/m3)		REPORTING LIMIT (ug/m3)
Ethylbenzene	**0.24**	**0.080**	**1.1**		**0.35**
Methylene chloride	**0.33**	**0.20**	**1.2**	**B**	**0.69**
Naphthalene	**0.16**	**0.20**	**0.83**	**J**	**1.0**
Benzene	**0.23**	**0.080**	**0.74**		**0.26**
Tetrachloroethene	**0.11**	**0.080**	**0.72**		**0.54**
Toluene	**1.4**	**0.080**	**5.4**		**0.30**
1,2,4-Trichlorobenzene	ND	0.40	ND		3.0
Trichloroethene	**0.036**	**0.040**	**0.19**	**J**	**0.21**
Vinyl chloride	ND	0.080	ND		0.20
o-Xylene	**0.41**	**0.080**	**1.8**		**0.35**
Methyl tert-butyl ether	ND	0.40	ND		1.4
m-Xylene & p-Xylene	**1.0**	**0.080**	**4.4**		**0.35**
Carbon tetrachloride	**0.097**	**0.080**	**0.61**		**0.50**
Chloroform	**0.052**	**0.080**	**0.25**	**J**	**0.39**
Dichlorodifluoromethane	**0.57**	**0.080**	**2.8**		**0.40**
1,1-Dichloroethane	ND	0.080	ND		0.32
1,2-Dichloroethane	**0.029**	**0.080**	**0.12**	**J**	**0.32**
1,1-Dichloroethene	ND	0.080	ND		0.32
cis-1,2-Dichloroethene	ND	0.080	ND		0.32
trans-1,2-Dichloroethene	ND	0.080	ND		0.32

SURROGATE	PERCENT RECOVERY	LABORATORY CONTROL LIMITS (%)
4-Bromofluorobenzene	107	60 - 140

Qualifiers

B	Method blank contamination. The associated method blank contains the target analyte at a reportable level.
J	Estimated result. Result is less than RL.

The 'Result' in ug/m3 is calculated using the following equation: Amount Found(before rounding)*(Molecular Weight/24.45)

The 'Reporting Limit' in ug/m3 is calculated using the following equation: (Reporting Limit(before rounding) * Dilution Factor) * (Molecular Weight/24.45)

Tetra Tech NUS, Inc

Client Sample ID: INTRA-LAB BLANK

GC/MS Volatiles

Lot-Sample # H9K040000 - 040B **Work Order #** LNRLA1AA **Matrix.....:** AIR

	10/28/2009	**Date Received..:**	10/30/2009
Prep Date.....:	11/03/2009	**Analysis Date...**	11/03/2009
Prep Batch #.....:	9308040		
Dilution Factor.:	1	**Method.....:**	TO-15

PARAMETER	RESULTS (ppb(v/v))	REPORTING LIMIT (ppb(v/v))	RESULTS (ug/m3)		REPORTING LIMIT (ug/m3)
Ethylbenzene	ND	0.080	ND		0.35
Methylene chloride	**0.050**	**0.20**	**0.17**	**J**	**0.69**
Naphthalene	ND	0.20	ND		1.0
Benzene	ND	0.080	ND		0.26
Tetrachloroethene	ND	0.080	ND		0.54
Toluene	ND	0.080	ND		0.30
1,2,4-Trichlorobenzene	ND	0.40	ND		3.0
Trichloroethene	ND	0.040	ND		0.21
Vinyl chloride	ND	0.080	ND		0.20
o-Xylene	ND	0.080	ND		0.35
Methyl tert-butyl ether	ND	0.40	ND		1.4
m-Xylene & p-Xylene	ND	0.080	ND		0.35
Carbon tetrachloride	ND	0.080	ND		0.50
Chloroform	ND	0.080	ND		0.39
Dichlorodifluoromethane	ND	0.080	ND		0.40
1,1-Dichloroethane	ND	0.080	ND		0.32
1,2-Dichloroethane	ND	0.080	ND		0.32
1,1-Dichloroethene	ND	0.080	ND		0.32
cis-1,2-Dichloroethene	ND	0.080	ND		0.32
trans-1,2-Dichloroethene	ND	0.080	ND		0.32

SURROGATE	PERCENT RECOVERY	LABORATORY CONTROL LIMITS (%)
4-Bromofluorobenzene	100	60 - 140

Qualifiers

J Estimated result. Result is less than RL.

The 'Result' in ug/m3 is calculated using the following equation: Amount Found(before rounding)*(Molecular Weight/24.45)

The 'Reporting Limit' in ug/m3 is calculated using the following equation: (Reporting Limit(before rounding) * Dilution Factor) * (Molecular Weight/24.45)

Tetra Tech NUS, Inc

Client Sample ID: CHECK SAMPLE

GC/MS Volatiles

Lot-Sample # H9K040000 - 040C **Work Order #** LNRLA1AC **Matrix.....:** AIR

	10/28/2009	**Date Received..:**	10/30/2009
Prep Date.....:	11/03/2009	**Analysis Date...**	11/03/2009
Prep Batch #.....:	9308040		
Dilution Factor.:	1	**Method.....:**	TO-15

PARAMETER	SPIKE AMOUNT (ppb(v/v))	MEASURED AMOUNT (ppb(v/v))	SPIKE AMOUNT (ug/m3)	MEASURED AMOUNT (ug/m3)	PERCENT RECOVERY	RECOVERY LIMITS
Ethylbenzene	2.50	2.06	11	8.9	82	70 - 130
Methylene chloride	2.50	1.98	8.7	6.9	79	70 - 130
Naphthalene	2.50	2.64	13	14	106	60 - 140
Benzene	2.50	1.97	8.0	6.3	79	70 - 130
Tetrachloroethene	2.50	1.94	17	13	78	70 - 130
Toluene	2.50	2.07	9.4	7.8	83	70 - 130
1,2,4-Trichlorobenzene	2.50	2.60	19	19	104	60 - 140
Trichloroethene	2.50	1.78	13	9.5	71	70 - 130
Vinyl chloride	2.50	2.70	6.4	6.9	108	70 - 130
o-Xylene	2.50	2.09	11	9.1	84	70 - 130
Methyl tert-butyl ether	2.50	2.50	9.0	9.0	100	60 - 140
m-Xylene & p-Xylene	5.00	4.21	22	18	84	70 - 130
Carbon tetrachloride	2.50	2.05	16	13	82	70 - 130
Chloroform	2.50	2.19	12	11	88	70 - 130
Dichlorodifluoromethane	2.50	2.94	12	15	118	60 - 140
1,1-Dichloroethane	2.50	2.14	10	8.7	86	70 - 130
1,2-Dichloroethane	2.50	2.26	10	9.2	90	70 - 130
1,1-Dichloroethene	2.50	2.36	9.9	9.4	95	70 - 130
cis-1,2-Dichloroethene	2.50	1.96	9.9	7.8	78	70 - 130
trans-1,2-Dichloroethene	2.50	2.18	9.9	8.7	87	70 - 130

SURROGATE	PERCENT RECOVERY	LABORATORY CONTROL LIMITS (%)
4-Bromofluorobenzene	105	60 - 140

The 'Result' in ug/m3 is calculated using the following equation: Amount Found(before rounding)*(Molecular Weight/24.45)

The 'Reporting Limit' in ug/m3 is calculated using the following equation: (Reporting Limit(before rounding) * Dilution Factor) * (Molecular Weight/24.45)

Tetra Tech NUS, Inc

Client Sample ID: INTRA-LAB BLANK

GC/MS Volatiles

Lot-Sample # H9K040000 - 041B **Work Order #** LNRLC1AA **Matrix.....:** AIR

	10/27/2009	**Date Received..:**	10/30/2009
Prep Date.....:	11/03/2009	**Analysis Date...**	11/03/2009
Prep Batch #.....:	9308041		
Dilution Factor.:	1	**Method.....:**	TO-15

PARAMETER	RESULTS (ppb(v/v))	REPORTING LIMIT (ppb(v/v))	RESULTS (ug/m3)		REPORTING LIMIT (ug/m3)
Ethylbenzene	ND	0.080	ND		0.35
Methylene chloride	**0.033**	**0.20**	**0.12**	**J**	**0.69**
Naphthalene	**0.040**	**0.20**	**0.21**	**J**	**1.0**
Benzene	ND	0.080	ND		0.26
Tetrachloroethene	ND	0.080	ND		0.54
Toluene	ND	0.080	ND		0.30
1,2,4-Trichlorobenzene	ND	0.40	ND		3.0
Trichloroethene	ND	0.040	ND		0.21
Vinyl chloride	ND	0.080	ND		0.20
o-Xylene	ND	0.080	ND		0.35
Methyl tert-butyl ether	ND	0.40	ND		1.4
m-Xylene & p-Xylene	ND	0.080	ND		0.35
Carbon tetrachloride	ND	0.080	ND		0.50
Chloroform	ND	0.080	ND		0.39
Dichlorodifluoromethane	ND	0.080	ND		0.40
1,1-Dichloroethane	ND	0.080	ND		0.32
1,2-Dichloroethane	ND	0.080	ND		0.32
1,1-Dichloroethene	ND	0.080	ND		0.32
cis-1,2-Dichloroethene	ND	0.080	ND		0.32
trans-1,2-Dichloroethene	ND	0.080	ND		0.32

SURROGATE	PERCENT RECOVERY	LABORATORY CONTROL LIMITS (%)
4-Bromofluorobenzene	94	60 - 140

Qualifiers

J Estimated result. Result is less than RL.

The 'Result' in ug/m3 is calculated using the following equation: Amount Found(before rounding)*(Molecular Weight/24.45)

The 'Reporting Limit' in ug/m3 is calculated using the following equation: (Reporting Limit(before rounding) * Dilution Factor) * (Molecular Weight/24.45)

Tetra Tech NUS, Inc

Client Sample ID: CHECK SAMPLE

GC/MS Volatiles

Lot-Sample # H9K040000 - 041C **Work Order #** LNRLC1AC **Matrix.....:** AIR

	10/27/2009	**Date Received..:**	10/30/2009
Prep Date.....:	11/03/2009	**Analysis Date...**	11/03/2009
Prep Batch #.....:	9308041		
Dilution Factor.:	1	**Method.....:**	TO-15

PARAMETER	SPIKE AMOUNT (ppb(v/v))	MEASURED AMOUNT (ppb(v/v))	SPIKE AMOUNT (ug/m3)	MEASURED AMOUNT (ug/m3)	PERCENT RECOVERY		RECOVERY LIMITS
Ethylbenzene	12.5	12.6	54	55	101		70 - 130
Methylene chloride	12.5	11.5	43	40	92		70 - 130
Naphthalene	12.5	16.1	66	84	129		60 - 140
Benzene	12.5	11.5	40	37	92		70 - 130
Tetrachloroethene	12.5	11.9	85	81	95		70 - 130
Toluene	12.5	11.8	47	44	94		70 - 130
1,2,4-Trichlorobenzene	12.5	14.9	93	110	119		60 - 140
Trichloroethene	12.5	12.9	67	69	103		70 - 130
Vinyl chloride	12.5	12.1	32	31	96		70 - 130
o-Xylene	12.5	12.5	54	54	100		70 - 130
Methyl tert-butyl ether	12.5	12.9	45	46	103		60 - 140
m-Xylene & p-Xylene	25.0	25.2	110	110	101		70 - 130
Carbon tetrachloride	12.5	17.2	79	110	138	a	70 - 130
Chloroform	12.5	12.6	61	62	101		70 - 130
Dichlorodifluoromethane	12.5	13.3	62	66	107		60 - 140
1,1-Dichloroethane	12.5	13.1	51	53	105		70 - 130
1,2-Dichloroethane	12.5	14.0	51	57	112		70 - 130
1,1-Dichloroethene	12.5	14.0	50	56	112		70 - 130
cis-1,2-Dichloroethene	12.5	12.7	50	51	102		70 - 130
trans-1,2-Dichloroethene	12.5	12.1	50	48	96		70 - 130

SURROGATE	PERCENT RECOVERY	LABORATORY CONTROL LIMITS (%)
4-Bromofluorobenzene	105	60 - 140

Qualifiers

a Spiked analyte recovery is outside stated control limits.

The 'Result' in ug/m3 is calculated using the following equation: Amount Found(before rounding)*(Molecular Weight/24.45)

The 'Reporting Limit' in ug/m3 is calculated using the following equation: (Reporting Limit(before rounding) * Dilution Factor) * (Molecular Weight/24.45)

Tetra Tech NUS, Inc

Client Sample ID: INTRA-LAB BLANK

GC/MS Volatiles

Lot-Sample # H9K050000 - 149B **Work Order #** LNWER1AA **Matrix.....:** AIR

	10/28/2009	**Date Received..:**	10/30/2009
Prep Date.....:	11/04/2009	**Analysis Date...**	11/04/2009
Prep Batch #.....:	9309149		
Dilution Factor.:	1	**Method.....:**	TO-15

PARAMETER	RESULTS (ppb(v/v))	REPORTING LIMIT (ppb(v/v))	RESULTS (ug/m3)	REPORTING LIMIT (ug/m3)
Toluene	ND	0.080	ND	0.30

SURROGATE	PERCENT RECOVERY	LABORATORY CONTROL LIMITS (%)
4-Bromofluorobenzene	101	60 - 140

The 'Result' in ug/m3 is calculated using the following equation: Amount Found(before rounding)*(Molecular Weight/24.45)

The 'Reporting Limit' in ug/m3 is calculated using the following equation: (Reporting Limit(before rounding) * Dilution Factor) * (Molecular Weight/24.45)

Tetra Tech NUS, Inc

Client Sample ID: CHECK SAMPLE

GC/MS Volatiles

Lot-Sample # H9K050000 - 149C **Work Order #** LNWER1AC **Matrix.....:** AIR

	10/28/2009	**Date Received..:**	10/30/2009
Prep Date.....:	11/04/2009	**Analysis Date...**	11/04/2009
Prep Batch #.....:	9309149		
Dilution Factor.:	1	**Method.....:**	TO-15

PARAMETER	SPIKE AMOUNT (ppb(v/v))	MEASURED AMOUNT (ppb(v/v))	SPIKE AMOUNT (ug/m3)	MEASURED AMOUNT (ug/m3)	PERCENT RECOVERY	RECOVERY LIMITS
Toluene	2.50	1.78	9.4	6.7	71	70 - 130

SURROGATE	PERCENT RECOVERY	LABORATORY CONTROL LIMITS (%)
4-Bromofluorobenzene	107	60 - 140

The 'Result' in ug/m3 is calculated using the following equation: Amount Found(before rounding)*(Molecular Weight/24.45)

The 'Reporting Limit' in ug/m3 is calculated using the following equation: (Reporting Limit(before rounding) * Dilution Factor) * (Molecular Weight/24.45)

Tetra Tech NUS, Inc

Client Sample ID: IAQ-C13-7

GC/MS Volatiles

Lot-Sample # H9J300237 - 001 **Work Order #** LNKNE1AA **Matrix.....:** AIR

Date Sampled...: 10/27/2009 **Date Received..:** 10/30/2009
Prep Date.....: 11/03/2009 **Analysis Date...** 11/04/2009
Prep Batch #.....: 9308041
Dilution Factor.: 1 **Method.....:** TO-15

PARAMETER	RESULTS (ppb(v/v))	REPORTING LIMIT (ppb(v/v))	RESULTS (ug/m3)		REPORTING LIMIT (ug/m3)
Ethylbenzene	**0.078**	**0.080**	**0.34**	**J**	**0.35**
Methylene chloride	**0.27**	**0.20**	**0.92**	**B**	**0.69**
Naphthalene	**0.11**	**0.20**	**0.57**	**J B**	**1.0**
Benzene	**0.15**	**0.080**	**0.49**		**0.26**
Tetrachloroethene	**0.026**	**0.080**	**0.17**	**J**	**0.54**
Toluene	**0.36**	**0.080**	**1.4**		**0.30**
1,2,4-Trichlorobenzene	ND	0.40	ND		3.0
Trichloroethene	ND	0.040	ND		0.21
Vinyl chloride	ND	0.080	ND		0.20
o-Xylene	**0.11**	**0.080**	**0.47**		**0.35**
Methyl tert-butyl ether	ND	0.40	ND		1.4
m-Xylene & p-Xylene	**0.26**	**0.080**	**1.1**		**0.35**
Carbon tetrachloride	**0.086**	**0.080**	**0.54**		**0.50**
Chloroform	**0.051**	**0.080**	**0.25**	**J**	**0.39**
Dichlorodifluoromethane	**0.48**	**0.080**	**2.4**		**0.40**
1,1-Dichloroethane	ND	0.080	ND		0.32
1,2-Dichloroethane	ND	0.080	ND		0.32
1,1-Dichloroethene	ND	0.080	ND		0.32
cis-1,2-Dichloroethene	ND	0.080	ND		0.32
trans-1,2-Dichloroethene	ND	0.080	ND		0.32

SURROGATE	PERCENT RECOVERY	LABORATORY CONTROL LIMITS (%)
4-Bromofluorobenzene	100	60 - 140

Qualifiers

B	Method blank contamination. The associated method blank contains the target analyte at a reportable level.
J	Estimated result. Result is less than RL.

The 'Result' in ug/m3 is calculated using the following equation: Amount Found(before rounding)*(Molecular Weight/24.45)

The 'Reporting Limit' in ug/m3 is calculated using the following equation: (Reporting Limit(before rounding) * Dilution Factor) * (Molecular Weight/24.45)

Tetra Tech NUS, Inc

Client Sample ID: IAQ-C12-7

GC/MS Volatiles

Lot-Sample # H9J300237 - 002 **Work Order #** LNKNJ1AA **Matrix.....:** AIR

Date Sampled...: 10/27/2009 **Date Received..:** 10/30/2009
Prep Date.....: 11/03/2009 **Analysis Date...** 11/04/2009
Prep Batch #.....: 9308041
Dilution Factor.: 1 **Method.....:** TO-15

PARAMETER	RESULTS (ppb(v/v))	REPORTING LIMIT (ppb(v/v))	RESULTS (ug/m3)		REPORTING LIMIT (ug/m3)
Ethylbenzene	**0.059**	**0.080**	**0.26**	**J**	**0.35**
Methylene chloride	**1.2**	**0.20**	**4.1**	**B**	**0.69**
Naphthalene	ND	0.20	ND		1.0
Benzene	**0.19**	**0.080**	**0.61**		**0.26**
Tetrachloroethene	**0.028**	**0.080**	**0.19**	**J**	**0.54**
Toluene	**0.39**	**0.080**	**1.5**		**0.30**
1,2,4-Trichlorobenzene	ND	0.40	ND		3.0
Trichloroethene	ND	0.040	ND		0.21
Vinyl chloride	ND	0.080	ND		0.20
o-Xylene	**0.054**	**0.080**	**0.24**	**J**	**0.35**
Methyl tert-butyl ether	ND	0.40	ND		1.4
m-Xylene & p-Xylene	**0.17**	**0.080**	**0.75**		**0.35**
Carbon tetrachloride	**0.087**	**0.080**	**0.55**		**0.50**
Chloroform	**0.018**	**0.080**	**0.088**	**J**	**0.39**
Dichlorodifluoromethane	**0.52**	**0.080**	**2.6**		**0.40**
1,1-Dichloroethane	ND	0.080	ND		0.32
1,2-Dichloroethane	ND	0.080	ND		0.32
1,1-Dichloroethene	ND	0.080	ND		0.32
cis-1,2-Dichloroethene	ND	0.080	ND		0.32
trans-1,2-Dichloroethene	ND	0.080	ND		0.32

SURROGATE	PERCENT RECOVERY	LABORATORY CONTROL LIMITS (%)
4-Bromofluorobenzene	96	60 - 140

Qualifiers

B	Method blank contamination. The associated method blank contains the target analyte at a reportable level.
J	Estimated result. Result is less than RL.

The 'Result' in ug/m3 is calculated using the following equation: Amount Found(before rounding)*(Molecular Weight/24.45)

The 'Reporting Limit' in ug/m3 is calculated using the following equation: (Reporting Limit(before rounding) * Dilution Factor) * (Molecular Weight/24.45)

Tetra Tech NUS, Inc

Client Sample ID: IAQ-C11-7

GC/MS Volatiles

Lot-Sample # H9J300237 - 003 **Work Order #** LNKNL1AA **Matrix.....:** AIR

Date Sampled...: 10/27/2009 **Date Received..:** 10/30/2009
Prep Date.....: 11/04/2009 **Analysis Date...** 11/04/2009
Prep Batch #.....: 9309279
Dilution Factor.: 1 **Method.....:** TO-15

PARAMETER	RESULTS (ppb(v/v))	REPORTING LIMIT (ppb(v/v))	RESULTS (ug/m3)		REPORTING LIMIT (ug/m3)
Ethylbenzene	**0.12**	**0.080**	**0.51**		**0.35**
Methylene chloride	**0.37**	**0.20**	**1.3**	**B**	**0.69**
Naphthalene	**0.10**	**0.20**	**0.55**	**J B**	**1.0**
Benzene	**0.17**	**0.080**	**0.54**		**0.26**
Tetrachloroethene	**0.028**	**0.080**	**0.19**	**J**	**0.54**
Toluene	**0.54**	**0.080**	**2.0**		**0.30**
1,2,4-Trichlorobenzene	ND	0.40	ND		3.0
Trichloroethene	ND	0.040	ND		0.21
Vinyl chloride	ND	0.080	ND		0.20
o-Xylene	**0.17**	**0.080**	**0.74**		**0.35**
Methyl tert-butyl ether	ND	0.40	ND		1.4
m-Xylene & p-Xylene	**0.44**	**0.080**	**1.9**		**0.35**
Carbon tetrachloride	**0.086**	**0.080**	**0.54**		**0.50**
Chloroform	**0.044**	**0.080**	**0.22**	**J**	**0.39**
Dichlorodifluoromethane	**0.50**	**0.080**	**2.5**		**0.40**
1,1-Dichloroethane	ND	0.080	ND		0.32
1,2-Dichloroethane	**0.021**	**0.080**	**0.084**	**J**	**0.32**
1,1-Dichloroethene	ND	0.080	ND		0.32
cis-1,2-Dichloroethene	ND	0.080	ND		0.32
trans-1,2-Dichloroethene	ND	0.080	ND		0.32

SURROGATE	PERCENT RECOVERY	LABORATORY CONTROL LIMITS (%)
4-Bromofluorobenzene	97	60 - 140

Qualifiers

B	Method blank contamination. The associated method blank contains the target analyte at a reportable level.
J	Estimated result. Result is less than RL.

The 'Result' in ug/m3 is calculated using the following equation: Amount Found(before rounding)*(Molecular Weight/24.45)

The 'Reporting Limit' in ug/m3 is calculated using the following equation: (Reporting Limit(before rounding) * Dilution Factor) * (Molecular Weight/24.45)

Tetra Tech NUS, Inc

Client Sample ID: IAQ-C14-7

GC/MS Volatiles

Lot-Sample # H9J300237 - 004 **Work Order #** LNKNM1AA **Matrix.....:** AIR

Date Sampled...: 10/27/2009 **Date Received..:** 10/30/2009
Prep Date.....: 11/04/2009 **Analysis Date...** 11/04/2009
Prep Batch #.....: 9309279
Dilution Factor.: 1 **Method.....:** TO-15

PARAMETER	RESULTS (ppb(v/v))	REPORTING LIMIT (ppb(v/v))	RESULTS (ug/m3)		REPORTING LIMIT (ug/m3)
Ethylbenzene	**0.12**	**0.080**	**0.53**		**0.35**
Methylene chloride	**0.55**	**0.20**	**1.9**	**B**	**0.69**
Naphthalene	**0.090**	**0.20**	**0.47**	**J B**	**1.0**
Benzene	**0.16**	**0.080**	**0.52**		**0.26**
Tetrachloroethene	**0.023**	**0.080**	**0.16**	**J**	**0.54**
Toluene	**0.58**	**0.080**	**2.2**		**0.30**
1,2,4-Trichlorobenzene	ND	0.40	ND		3.0
Trichloroethene	**0.021**	**0.040**	**0.11**	**J**	**0.21**
Vinyl chloride	ND	0.080	ND		0.20
o-Xylene	**0.21**	**0.080**	**0.90**		**0.35**
Methyl tert-butyl ether	ND	0.40	ND		1.4
m-Xylene & p-Xylene	**0.48**	**0.080**	**2.1**		**0.35**
Carbon tetrachloride	**0.094**	**0.080**	**0.59**		**0.50**
Chloroform	**0.073**	**0.080**	**0.35**	**J**	**0.39**
Dichlorodifluoromethane	**0.50**	**0.080**	**2.5**		**0.40**
1,1-Dichloroethane	ND	0.080	ND		0.32
1,2-Dichloroethane	ND	0.080	ND		0.32
1,1-Dichloroethene	ND	0.080	ND		0.32
cis-1,2-Dichloroethene	ND	0.080	ND		0.32
trans-1,2-Dichloroethene	ND	0.080	ND		0.32

SURROGATE	PERCENT RECOVERY	LABORATORY CONTROL LIMITS (%)
4-Bromofluorobenzene	99	60 - 140

Qualifiers

B	Method blank contamination. The associated method blank contains the target analyte at a reportable level.
J	Estimated result. Result is less than RL.

The 'Result' in ug/m3 is calculated using the following equation: Amount Found(before rounding)*(Molecular Weight/24.45)

The 'Reporting Limit' in ug/m3 is calculated using the following equation: (Reporting Limit(before rounding) * Dilution Factor) * (Molecular Weight/24.45)

Tetra Tech NUS, Inc

Client Sample ID: IAQ-C15-7

GC/MS Volatiles

Lot-Sample #	H9J300237 - 005	**Work Order #**	LNKNQ1AA	**Matrix.....:**	AIR

Date Sampled...:	10/27/2009	**Date Received..:**	10/30/2009
Prep Date.....:	11/04/2009	**Analysis Date...**	11/04/2009
Prep Batch #.....:	9309149		
Dilution Factor.:	1	**Method.....:**	TO-15

PARAMETER	RESULTS (ppb(v/v))	REPORTING LIMIT (ppb(v/v))	RESULTS (ug/m3)		REPORTING LIMIT (ug/m3)
Ethylbenzene	**0.16**	**0.080**	**0.68**		**0.35**
Methylene chloride	**3.2**	**0.20**	**11**	**B**	**0.69**
Naphthalene	**0.088**	**0.20**	**0.46**	**J**	**1.0**
Benzene	**0.22**	**0.080**	**0.69**		**0.26**
Tetrachloroethene	**0.033**	**0.080**	**0.23**	**J**	**0.54**
Toluene	**0.75**	**0.080**	**2.8**		**0.30**
1,2,4-Trichlorobenzene	ND	0.40	ND		3.0
Trichloroethene	**0.036**	**0.040**	**0.20**	**J**	**0.21**
Vinyl chloride	ND	0.080	ND		0.20
o-Xylene	**0.27**	**0.080**	**1.2**		**0.35**
Methyl tert-butyl ether	ND	0.40	ND		1.4
m-Xylene & p-Xylene	**0.61**	**0.080**	**2.6**		**0.35**
Carbon tetrachloride	**0.098**	**0.080**	**0.62**		**0.50**
Chloroform	**0.20**	**0.080**	**0.97**		**0.39**
Dichlorodifluoromethane	**0.63**	**0.080**	**3.1**		**0.40**
1,1-Dichloroethane	ND	0.080	ND		0.32
1,2-Dichloroethane	**0.035**	**0.080**	**0.14**	**J**	**0.32**
1,1-Dichloroethene	ND	0.080	ND		0.32
cis-1,2-Dichloroethene	ND	0.080	ND		0.32
trans-1,2-Dichloroethene	ND	0.080	ND		0.32

SURROGATE	PERCENT RECOVERY	LABORATORY CONTROL LIMITS (%)
4-Bromofluorobenzene	108	60 - 140

Qualifiers

B	Method blank contamination. The associated method blank contains the target analyte at a reportable level.
J	Estimated result. Result is less than RL.

The 'Result' in ug/m3 is calculated using the following equation: Amount Found(before rounding)*(Molecular Weight/24.45)

The 'Reporting Limit' in ug/m3 is calculated using the following equation: (Reporting Limit(before rounding) * Dilution Factor) * (Molecular Weight/24.45)

Tetra Tech NUS, Inc

Client Sample ID: IAQ-C10-7

GC/MS Volatiles

Lot-Sample # H9J300237 - 006 **Work Order #** LNKN21AA **Matrix.....:** AIR

Date Sampled...: 10/27/2009 **Date Received..:** 10/30/2009
Prep Date.....: 11/04/2009 **Analysis Date...** 11/04/2009
Prep Batch #.....: 9309149
Dilution Factor.: 1 **Method.....:** TO-15

PARAMETER	RESULTS (ppb(v/v))	REPORTING LIMIT (ppb(v/v))	RESULTS (ug/m3)		REPORTING LIMIT (ug/m3)
Ethylbenzene	**0.23**	**0.080**	**1.00**		**0.35**
Methylene chloride	**0.15**	**0.20**	**0.52**	**J B**	**0.69**
Naphthalene	**0.16**	**0.20**	**0.84**	**J**	**1.0**
Benzene	**0.26**	**0.080**	**0.83**		**0.26**
Tetrachloroethene	**0.040**	**0.080**	**0.27**	**J**	**0.54**
Toluene	**1.2**	**0.080**	**4.4**		**0.30**
1,2,4-Trichlorobenzene	ND	0.40	ND		3.0
Trichloroethene	**0.043**	**0.040**	**0.23**		**0.21**
Vinyl chloride	ND	0.080	ND		0.20
o-Xylene	**0.37**	**0.080**	**1.6**		**0.35**
Methyl tert-butyl ether	ND	0.40	ND		1.4
m-Xylene & p-Xylene	**0.88**	**0.080**	**3.8**		**0.35**
Carbon tetrachloride	**0.11**	**0.080**	**0.68**		**0.50**
Chloroform	**0.071**	**0.080**	**0.34**	**J**	**0.39**
Dichlorodifluoromethane	**0.65**	**0.080**	**3.2**		**0.40**
1,1-Dichloroethane	ND	0.080	ND		0.32
1,2-Dichloroethane	**0.051**	**0.080**	**0.21**	**J**	**0.32**
1,1-Dichloroethene	ND	0.080	ND		0.32
cis-1,2-Dichloroethene	ND	0.080	ND		0.32
trans-1,2-Dichloroethene	ND	0.080	ND		0.32

SURROGATE	PERCENT RECOVERY	LABORATORY CONTROL LIMITS (%)
4-Bromofluorobenzene	109	60 - 140

Qualifiers

B	Method blank contamination. The associated method blank contains the target analyte at a reportable level.
J	Estimated result. Result is less than RL.

The 'Result' in ug/m3 is calculated using the following equation: Amount Found(before rounding)*(Molecular Weight/24.45)

The 'Reporting Limit' in ug/m3 is calculated using the following equation: (Reporting Limit(before rounding) * Dilution Factor) * (Molecular Weight/24.45)

Tetra Tech NUS, Inc

Client Sample ID: BCK-1-7

GC/MS Volatiles

Lot-Sample # H9J300237 - 007 **Work Order #** LNKN31AA **Matrix.....:** AIR

Date Sampled...: 10/28/2009 **Date Received..:** 10/30/2009
Prep Date.....: 11/04/2009 **Analysis Date...** 11/04/2009
Prep Batch #.....: 9309149
Dilution Factor.: 1 **Method.....:** TO-15

PARAMETER	RESULTS (ppb(v/v))	REPORTING LIMIT (ppb(v/v))	RESULTS (ug/m3)		REPORTING LIMIT (ug/m3)
Ethylbenzene	**0.37**	**0.080**	**1.6**		**0.35**
Methylene chloride	**0.30**	**0.20**	**1.0**	**B**	**0.69**
Naphthalene	**0.11**	**0.20**	**0.55**	**J**	**1.0**
Benzene	**0.34**	**0.080**	**1.1**		**0.26**
Tetrachloroethene	**0.069**	**0.080**	**0.47**	**J**	**0.54**
Toluene	**1.4**	**0.080**	**5.1**		**0.30**
1,2,4-Trichlorobenzene	ND	0.40	ND		3.0
Trichloroethene	ND	0.040	ND		0.21
Vinyl chloride	ND	0.080	ND		0.20
o-Xylene	**0.53**	**0.080**	**2.3**		**0.35**
Methyl tert-butyl ether	ND	0.40	ND		1.4
m-Xylene & p-Xylene	**1.4**	**0.080**	**6.2**		**0.35**
Carbon tetrachloride	**0.12**	**0.080**	**0.74**		**0.50**
Chloroform	**0.025**	**0.080**	**0.12**	**J**	**0.39**
Dichlorodifluoromethane	**0.65**	**0.080**	**3.2**		**0.40**
1,1-Dichloroethane	ND	0.080	ND		0.32
1,2-Dichloroethane	**0.020**	**0.080**	**0.082**	**J**	**0.32**
1,1-Dichloroethene	ND	0.080	ND		0.32
cis-1,2-Dichloroethene	ND	0.080	ND		0.32
trans-1,2-Dichloroethene	ND	0.080	ND		0.32

SURROGATE	PERCENT RECOVERY	LABORATORY CONTROL LIMITS (%)
4-Bromofluorobenzene	111	60 - 140

Qualifiers

B	Method blank contamination. The associated method blank contains the target analyte at a reportable level.
J	Estimated result. Result is less than RL.

The 'Result' in ug/m3 is calculated using the following equation: Amount Found(before rounding)*(Molecular Weight/24.45)

The 'Reporting Limit' in ug/m3 is calculated using the following equation: (Reporting Limit(before rounding) * Dilution Factor) * (Molecular Weight/24.45)

Tetra Tech NUS, Inc

Client Sample ID: BCK-2-7

GC/MS Volatiles

Lot-Sample # H9J300237 - 008 **Work Order #** LNKN81AA **Matrix.....:** AIR

Date Sampled...: 10/28/2009 **Date Received..:** 10/30/2009
Prep Date.....: 11/04/2009 **Analysis Date...** 11/04/2009
Prep Batch #.....: 9309149
Dilution Factor.: 1 **Method.....:** TO-15

PARAMETER	RESULTS (ppb(v/v))	REPORTING LIMIT (ppb(v/v))	RESULTS (ug/m3)		REPORTING LIMIT (ug/m3)
Ethylbenzene	**0.26**	**0.080**	**1.1**		**0.35**
Methylene chloride	**3.2**	**0.20**	**11**	**B**	**0.69**
Naphthalene	**0.057**	**0.20**	**0.30**	**J**	**1.0**
Benzene	**0.25**	**0.080**	**0.81**		**0.26**
Tetrachloroethene	**0.050**	**0.080**	**0.34**	**J**	**0.54**
Toluene	**1.0**	**0.080**	**3.9**		**0.30**
1,2,4-Trichlorobenzene	ND	0.40	ND		3.0
Trichloroethene	**0.10**	**0.040**	**0.56**		**0.21**
Vinyl chloride	ND	0.080	ND		0.20
o-Xylene	**0.41**	**0.080**	**1.8**		**0.35**
Methyl tert-butyl ether	ND	0.40	ND		1.4
m-Xylene & p-Xylene	**1.0**	**0.080**	**4.5**		**0.35**
Carbon tetrachloride	**0.087**	**0.080**	**0.55**		**0.50**
Chloroform	**0.027**	**0.080**	**0.13**	**J**	**0.39**
Dichlorodifluoromethane	**0.58**	**0.080**	**2.9**		**0.40**
1,1-Dichloroethane	ND	0.080	ND		0.32
1,2-Dichloroethane	ND	0.080	ND		0.32
1,1-Dichloroethene	ND	0.080	ND		0.32
cis-1,2-Dichloroethene	ND	0.080	ND		0.32
trans-1,2-Dichloroethene	ND	0.080	ND		0.32

SURROGATE	PERCENT RECOVERY	LABORATORY CONTROL LIMITS (%)
4-Bromofluorobenzene	107	60 - 140

Qualifiers

B	Method blank contamination. The associated method blank contains the target analyte at a reportable level.
J	Estimated result. Result is less than RL.

The 'Result' in ug/m3 is calculated using the following equation: Amount Found(before rounding)*(Molecular Weight/24.45)

The 'Reporting Limit' in ug/m3 is calculated using the following equation: (Reporting Limit(before rounding) * Dilution Factor) * (Molecular Weight/24.45)

Tetra Tech NUS, Inc

Client Sample ID: BCK-3-7

GC/MS Volatiles

Lot-Sample # H9J300237 - 009 **Work Order #** LNKPA1AA **Matrix.....:** AIR

Date Sampled...: 10/28/2009 **Date Received..:** 10/30/2009
Prep Date.....: 11/04/2009 **Analysis Date...** 11/04/2009
Prep Batch #.....: 9309149
Dilution Factor.: 1 **Method.....:** TO-15

PARAMETER	RESULTS (ppb(v/v))	REPORTING LIMIT (ppb(v/v))	RESULTS (ug/m3)		REPORTING LIMIT (ug/m3)
Ethylbenzene	**0.21**	**0.080**	**0.91**		**0.35**
Methylene chloride	**5.9**	**0.20**	**20**	**B**	**0.69**
Naphthalene	**1.6**	**0.20**	**8.1**		**1.0**
Benzene	**0.20**	**0.080**	**0.64**		**0.26**
Tetrachloroethene	**0.058**	**0.080**	**0.40**	**J**	**0.54**
Toluene	**1.1**	**0.080**	**4.0**		**0.30**
1,2,4-Trichlorobenzene	ND	0.40	ND		3.0
Trichloroethene	ND	0.040	ND		0.21
Vinyl chloride	ND	0.080	ND		0.20
o-Xylene	**0.30**	**0.080**	**1.3**		**0.35**
Methyl tert-butyl ether	ND	0.40	ND		1.4
m-Xylene & p-Xylene	**0.81**	**0.080**	**3.5**		**0.35**
Carbon tetrachloride	**0.094**	**0.080**	**0.59**		**0.50**
Chloroform	**0.022**	**0.080**	**0.11**	**J**	**0.39**
Dichlorodifluoromethane	**0.60**	**0.080**	**2.9**		**0.40**
1,1-Dichloroethane	ND	0.080	ND		0.32
1,2-Dichloroethane	ND	0.080	ND		0.32
1,1-Dichloroethene	ND	0.080	ND		0.32
cis-1,2-Dichloroethene	ND	0.080	ND		0.32
trans-1,2-Dichloroethene	ND	0.080	ND		0.32

SURROGATE	PERCENT RECOVERY	LABORATORY CONTROL LIMITS (%)
4-Bromofluorobenzene	106	60 - 140

Qualifiers

B	Method blank contamination. The associated method blank contains the target analyte at a reportable level.
J	Estimated result. Result is less than RL.

The 'Result' in ug/m3 is calculated using the following equation: Amount Found(before rounding)*(Molecular Weight/24.45)

The 'Reporting Limit' in ug/m3 is calculated using the following equation: (Reporting Limit(before rounding) * Dilution Factor) * (Molecular Weight/24.45)

Tetra Tech NUS, Inc

Client Sample ID: BCK-4-7

GC/MS Volatiles

Lot-Sample # H9J300237 - 010 **Work Order #** LNKPD1AA **Matrix.....:** AIR

Date Sampled...: 10/28/2009 **Date Received..:** 10/30/2009
Prep Date.....: 11/04/2009 **Analysis Date...** 11/04/2009
Prep Batch #.....: 9309149
Dilution Factor.: 1 **Method.....:** TO-15

PARAMETER	RESULTS (ppb(v/v))	REPORTING LIMIT (ppb(v/v))	RESULTS (ug/m3)		REPORTING LIMIT (ug/m3)
Ethylbenzene	**0.26**	**0.080**	**1.1**		**0.35**
Methylene chloride	**0.21**	**0.20**	**0.74**	**B**	**0.69**
Naphthalene	**0.058**	**0.20**	**0.31**	**J**	**1.0**
Benzene	**0.21**	**0.080**	**0.66**		**0.26**
Tetrachloroethene	**0.055**	**0.080**	**0.37**	**J**	**0.54**
Toluene	**0.96**	**0.080**	**3.6**		**0.30**
1,2,4-Trichlorobenzene	ND	0.40	ND		3.0
Trichloroethene	ND	0.040	ND		0.21
Vinyl chloride	ND	0.080	ND		0.20
o-Xylene	**0.37**	**0.080**	**1.6**		**0.35**
Methyl tert-butyl ether	ND	0.40	ND		1.4
m-Xylene & p-Xylene	**0.99**	**0.080**	**4.3**		**0.35**
Carbon tetrachloride	**0.085**	**0.080**	**0.54**		**0.50**
Chloroform	**0.023**	**0.080**	**0.11**	**J**	**0.39**
Dichlorodifluoromethane	**0.63**	**0.080**	**3.1**		**0.40**
1,1-Dichloroethane	ND	0.080	ND		0.32
1,2-Dichloroethane	ND	0.080	ND		0.32
1,1-Dichloroethene	ND	0.080	ND		0.32
cis-1,2-Dichloroethene	ND	0.080	ND		0.32
trans-1,2-Dichloroethene	ND	0.080	ND		0.32

SURROGATE	PERCENT RECOVERY	LABORATORY CONTROL LIMITS (%)
4-Bromofluorobenzene	106	60 - 140

Qualifiers

B	Method blank contamination. The associated method blank contains the target analyte at a reportable level.
J	Estimated result. Result is less than RL.

The 'Result' in ug/m3 is calculated using the following equation: Amount Found(before rounding)*(Molecular Weight/24.45)

The 'Reporting Limit' in ug/m3 is calculated using the following equation: (Reporting Limit(before rounding) * Dilution Factor) * (Molecular Weight/24.45)

Tetra Tech NUS, Inc

Client Sample ID: IAQ-A-1-7

GC/MS Volatiles

Lot-Sample #	H9J300237 - 011	**Work Order #**	LNKPG1AA	**Matrix.....:**	AIR

Date Sampled...:	10/28/2009	**Date Received..:**	10/30/2009
Prep Date.....:	11/04/2009	**Analysis Date...**	11/04/2009
Prep Batch #.....:	9309149		
Dilution Factor.:	1	**Method.....:**	TO-15

PARAMETER	RESULTS (ppb(v/v))	REPORTING LIMIT (ppb(v/v))	RESULTS (ug/m3)		REPORTING LIMIT (ug/m3)
Ethylbenzene	**0.14**	**0.080**	**0.60**		**0.35**
Methylene chloride	**0.26**	**0.20**	**0.90**	**B**	**0.69**
Naphthalene	ND	0.20	ND		1.0
Benzene	**0.30**	**0.080**	**0.96**		**0.26**
Tetrachloroethene	**0.065**	**0.080**	**0.44**	**J**	**0.54**
Toluene	**1.3**	**0.080**	**4.8**		**0.30**
1,2,4-Trichlorobenzene	ND	0.40	ND		3.0
Trichloroethene	**0.016**	**0.040**	**0.086**	**J**	**0.21**
Vinyl chloride	ND	0.080	ND		0.20
o-Xylene	**0.12**	**0.080**	**0.52**		**0.35**
Methyl tert-butyl ether	ND	0.40	ND		1.4
m-Xylene & p-Xylene	**0.37**	**0.080**	**1.6**		**0.35**
Carbon tetrachloride	**0.10**	**0.080**	**0.64**		**0.50**
Chloroform	**0.026**	**0.080**	**0.13**	**J**	**0.39**
Dichlorodifluoromethane	**0.61**	**0.080**	**3.0**		**0.40**
1,1-Dichloroethane	ND	0.080	ND		0.32
1,2-Dichloroethane	**0.020**	**0.080**	**0.081**	**J**	**0.32**
1,1-Dichloroethene	ND	0.080	ND		0.32
cis-1,2-Dichloroethene	ND	0.080	ND		0.32
trans-1,2-Dichloroethene	ND	0.080	ND		0.32

SURROGATE	PERCENT RECOVERY	LABORATORY CONTROL LIMITS (%)
4-Bromofluorobenzene	110	60 - 140

Qualifiers

B	Method blank contamination. The associated method blank contains the target analyte at a reportable level.
J	Estimated result. Result is less than RL.

The 'Result' in ug/m3 is calculated using the following equation: Amount Found(before rounding)*(Molecular Weight/24.45)

The 'Reporting Limit' in ug/m3 is calculated using the following equation: (Reporting Limit(before rounding) * Dilution Factor) * (Molecular Weight/24.45)

Tetra Tech NUS, Inc

Client Sample ID: IAQ-A-10-7

GC/MS Volatiles

Lot-Sample #	H9J300237 - 012	**Work Order #**	LNKPN1AA	**Matrix.....:**	AIR

Date Sampled...:	10/28/2009	**Date Received..:**	10/30/2009
Prep Date.....:	11/04/2009	**Analysis Date...**	11/05/2009
Prep Batch #.....:	9309149		
Dilution Factor.:	1	**Method.....:**	TO-15

PARAMETER	RESULTS (ppb(v/v))	REPORTING LIMIT (ppb(v/v))	RESULTS (ug/m3)		REPORTING LIMIT (ug/m3)
Ethylbenzene	**0.33**	**0.080**	**1.4**		**0.35**
Methylene chloride	**5.0**	**0.20**	**18**	**B**	**0.69**
Naphthalene	ND	0.20	ND		1.0
Benzene	**0.31**	**0.080**	**0.99**		**0.26**
Tetrachloroethene	**0.068**	**0.080**	**0.46**	**J**	**0.54**
Toluene	**12**	**0.080**	**45**		**0.30**
1,2,4-Trichlorobenzene	ND	0.40	ND		3.0
Trichloroethene	**0.023**	**0.040**	**0.12**	**J**	**0.21**
Vinyl chloride	ND	0.080	ND		0.20
o-Xylene	**0.29**	**0.080**	**1.3**		**0.35**
Methyl tert-butyl ether	ND	0.40	ND		1.4
m-Xylene & p-Xylene	**1.0**	**0.080**	**4.4**		**0.35**
Carbon tetrachloride	**0.10**	**0.080**	**0.64**		**0.50**
Chloroform	**0.034**	**0.080**	**0.17**	**J**	**0.39**
Dichlorodifluoromethane	**0.62**	**0.080**	**3.0**		**0.40**
1,1-Dichloroethane	ND	0.080	ND		0.32
1,2-Dichloroethane	**0.024**	**0.080**	**0.096**	**J**	**0.32**
1,1-Dichloroethene	ND	0.080	ND		0.32
cis-1,2-Dichloroethene	ND	0.080	ND		0.32
trans-1,2-Dichloroethene	ND	0.080	ND		0.32

SURROGATE	PERCENT RECOVERY	LABORATORY CONTROL LIMITS (%)
4-Bromofluorobenzene	109	60 - 140

Qualifiers

B	Method blank contamination. The associated method blank contains the target analyte at a reportable level.
J	Estimated result. Result is less than RL.

The 'Result' in ug/m3 is calculated using the following equation: Amount Found(before rounding)*(Molecular Weight/24.45)

The 'Reporting Limit' in ug/m3 is calculated using the following equation: (Reporting Limit(before rounding) * Dilution Factor) * (Molecular Weight/24.45)

Tetra Tech NUS, Inc

Client Sample ID: IAQ-A-11-7

GC/MS Volatiles

Lot-Sample # H9J300237 - 013 **Work Order #** LNKPX1AA **Matrix.....:** AIR

Date Sampled...: 10/28/2009 **Date Received..:** 10/30/2009
Prep Date.....: 11/04/2009 **Analysis Date...** 11/05/2009
Prep Batch #.....: 9309149
Dilution Factor.: 1 **Method.....:** TO-15

PARAMETER	RESULTS (ppb(v/v))	REPORTING LIMIT (ppb(v/v))	RESULTS (ug/m3)		REPORTING LIMIT (ug/m3)
Ethylbenzene	**0.17**	**0.080**	**0.75**		**0.35**
Methylene chloride	**0.62**	**0.20**	**2.1**	**B**	**0.69**
Naphthalene	ND	0.20	ND		1.0
Benzene	**0.27**	**0.080**	**0.88**		**0.26**
Tetrachloroethene	**0.063**	**0.080**	**0.42**	**J**	**0.54**
Toluene	**10**	**0.080**	**39**		**0.30**
1,2,4-Trichlorobenzene	ND	0.40	ND		3.0
Trichloroethene	**0.034**	**0.040**	**0.18**	**J**	**0.21**
Vinyl chloride	ND	0.080	ND		0.20
o-Xylene	**0.11**	**0.080**	**0.48**		**0.35**
Methyl tert-butyl ether	ND	0.40	ND		1.4
m-Xylene & p-Xylene	**0.38**	**0.080**	**1.6**		**0.35**
Carbon tetrachloride	**0.10**	**0.080**	**0.66**		**0.50**
Chloroform	**0.041**	**0.080**	**0.20**	**J**	**0.39**
Dichlorodifluoromethane	**0.65**	**0.080**	**3.2**		**0.40**
1,1-Dichloroethane	ND	0.080	ND		0.32
1,2-Dichloroethane	ND	0.080	ND		0.32
1,1-Dichloroethene	ND	0.080	ND		0.32
cis-1,2-Dichloroethene	ND	0.080	ND		0.32
trans-1,2-Dichloroethene	ND	0.080	ND		0.32

SURROGATE	PERCENT RECOVERY	LABORATORY CONTROL LIMITS (%)
4-Bromofluorobenzene	108	60 - 140

Qualifiers

B	Method blank contamination. The associated method blank contains the target analyte at a reportable level.
J	Estimated result. Result is less than RL.

The 'Result' in ug/m3 is calculated using the following equation: Amount Found(before rounding)*(Molecular Weight/24.45)

The 'Reporting Limit' in ug/m3 is calculated using the following equation: (Reporting Limit(before rounding) * Dilution Factor) * (Molecular Weight/24.45)

Tetra Tech NUS, Inc

Client Sample ID: IAQ-A-3-7

GC/MS Volatiles

Lot-Sample # H9J300237 - 014 **Work Order #** LNKP21AA **Matrix.....:** AIR

Date Sampled...: 10/28/2009 **Date Received..:** 10/30/2009
Prep Date.....: 11/04/2009 **Analysis Date...** 11/05/2009
Prep Batch #.....: 9309149
Dilution Factor.: 1 **Method.....:** TO-15

PARAMETER	RESULTS (ppb(v/v))	REPORTING LIMIT (ppb(v/v))	RESULTS (ug/m3)		REPORTING LIMIT (ug/m3)
Ethylbenzene	**0.85**	**0.080**	**3.7**		**0.35**
Methylene chloride	**0.41**	**0.20**	**1.4**	**B**	**0.69**
Naphthalene	**0.054**	**0.20**	**0.28**	**J**	**1.0**
Benzene	**0.33**	**0.080**	**1.0**		**0.26**
Tetrachloroethene	**0.15**	**0.080**	**1.0**		**0.54**
Toluene	**53**	**0.080**	**200**	**E**	**0.30**
1,2,4-Trichlorobenzene	ND	0.40	ND		3.0
Trichloroethene	**0.069**	**0.040**	**0.37**		**0.21**
Vinyl chloride	ND	0.080	ND		0.20
o-Xylene	**0.57**	**0.080**	**2.5**		**0.35**
Methyl tert-butyl ether	ND	0.40	ND		1.4
m-Xylene & p-Xylene	**2.3**	**0.080**	**10**		**0.35**
Carbon tetrachloride	**0.11**	**0.080**	**0.66**		**0.50**
Chloroform	**0.066**	**0.080**	**0.32**	**J**	**0.39**
Dichlorodifluoromethane	**0.67**	**0.080**	**3.3**		**0.40**
1,1-Dichloroethane	ND	0.080	ND		0.32
1,2-Dichloroethane	ND	0.080	ND		0.32
1,1-Dichloroethene	ND	0.080	ND		0.32
cis-1,2-Dichloroethene	ND	0.080	ND		0.32
trans-1,2-Dichloroethene	ND	0.080	ND		0.32

SURROGATE	PERCENT RECOVERY	LABORATORY CONTROL LIMITS (%)
4-Bromofluorobenzene	103	60 - 140

Qualifiers

B	Method blank contamination. The associated method blank contains the target analyte at a reportable level.
E	Estimated result. Result concentration exceeds the calibration range.
J	Estimated result. Result is less than RL.

The 'Result' in ug/m3 is calculated using the following equation: Amount Found(before rounding)*(Molecular Weight/24.45)

The 'Reporting Limit' in ug/m3 is calculated using the following equation: (Reporting Limit(before rounding) * Dilution Factor) * (Molecular Weight/24.45)

Tetra Tech NUS, Inc

Client Sample ID: IAQ-A-3-7

GC/MS Volatiles

Lot-Sample # H9J300237 - 014 **Work Order #** LNKP22AA **Matrix.....:** AIR

Date Sampled...: 10/28/2009 **Date Received..:** 10/30/2009
Prep Date.....: 11/06/2009 **Analysis Date...** 11/06/2009
Prep Batch #.....: 9313093
Dilution Factor.: 7.5 **Method.....:** TO-15

PARAMETER	RESULTS (ppb(v/v))	REPORTING LIMIT (ppb(v/v))	RESULTS (ug/m3)		REPORTING LIMIT (ug/m3)
Toluene	**34**	**0.60**	**130**	**D**	**2.3**

SURROGATE	PERCENT RECOVERY	LABORATORY CONTROL LIMITS (%)
4-Bromofluorobenzene	102	60 - 140

Qualifiers

D Result was obtained from the analysis of a dilution.

The 'Result' in ug/m3 is calculated using the following equation: Amount Found(before rounding)*(Molecular Weight/24.45)

The 'Reporting Limit' in ug/m3 is calculated using the following equation: (Reporting Limit(before rounding) * Dilution Factor) * (Molecular Weight/24.45)

Tetra Tech NUS, Inc

Client Sample ID: IAQ-A-2-7

GC/MS Volatiles

Lot-Sample # H9J300237 - 015 **Work Order #** LNKP71AA **Matrix.....:** AIR

Date Sampled...: 10/28/2009 **Date Received..:** 10/30/2009
Prep Date.....: 11/04/2009 **Analysis Date...** 11/05/2009
Prep Batch #.....: 9309149
Dilution Factor.: 4 **Method.....:** TO-15

PARAMETER	RESULTS (ppb(v/v))	REPORTING LIMIT (ppb(v/v))	RESULTS (ug/m3)		REPORTING LIMIT (ug/m3)
Ethylbenzene	**0.76**	**0.32**	**3.3**		**1.4**
Methylene chloride	**1.1**	**0.80**	**4.0**	**B**	**2.8**
Naphthalene	ND	0.80	ND		4.2
Benzene	**0.27**	**0.32**	**0.85**	**J**	**1.0**
Tetrachloroethene	ND	0.32	ND		2.2
Toluene	**39**	**0.32**	**150**		**1.2**
1,2,4-Trichlorobenzene	ND	1.6	ND		12
Trichloroethene	ND	0.16	ND		0.86
Vinyl chloride	ND	0.32	ND		0.82
o-Xylene	**0.37**	**0.32**	**1.6**		**1.4**
Methyl tert-butyl ether	ND	1.6	ND		5.8
m-Xylene & p-Xylene	**1.7**	**0.32**	**7.2**		**1.4**
Carbon tetrachloride	**0.10**	**0.32**	**0.66**	**J**	**2.0**
Chloroform	ND	0.32	ND		1.6
Dichlorodifluoromethane	**0.62**	**0.32**	**3.0**		**1.6**
1,1-Dichloroethane	ND	0.32	ND		1.3
1,2-Dichloroethane	ND	0.32	ND		1.3
1,1-Dichloroethene	ND	0.32	ND		1.3
cis-1,2-Dichloroethene	ND	0.32	ND		1.3
trans-1,2-Dichloroethene	ND	0.32	ND		1.3

SURROGATE	PERCENT RECOVERY	LABORATORY CONTROL LIMITS (%)
4-Bromofluorobenzene	108	60 - 140

Qualifiers

B	Method blank contamination. The associated method blank contains the target analyte at a reportable level.
J	Estimated result. Result is less than RL.

The 'Result' in ug/m3 is calculated using the following equation: Amount Found(before rounding)*(Molecular Weight/24.45)

The 'Reporting Limit' in ug/m3 is calculated using the following equation: (Reporting Limit(before rounding) * Dilution Factor) * (Molecular Weight/24.45)

Tetra Tech NUS, Inc

Client Sample ID: IAQ-A6-7

GC/MS Volatiles

Lot-Sample # H9J300237 - 016 **Work Order #** LNKP91AA **Matrix.....:** AIR

Date Sampled...: 10/28/2009 **Date Received..:** 10/30/2009
Prep Date.....: 11/04/2009 **Analysis Date...** 11/05/2009
Prep Batch #.....: 9309149
Dilution Factor.: 1 **Method.....:** TO-15

PARAMETER	RESULTS (ppb(v/v))	REPORTING LIMIT (ppb(v/v))	RESULTS (ug/m3)		REPORTING LIMIT (ug/m3)
Ethylbenzene	**0.12**	**0.080**	**0.52**		**0.35**
Methylene chloride	**0.18**	**0.20**	**0.61**	**J B**	**0.69**
Naphthalene	**0.19**	**0.20**	**1.0**	**J**	**1.0**
Benzene	**0.25**	**0.080**	**0.80**		**0.26**
Tetrachloroethene	**0.058**	**0.080**	**0.39**	**J**	**0.54**
Toluene	**2.4**	**0.080**	**9.2**		**0.30**
1,2,4-Trichlorobenzene	ND	0.40	ND		3.0
Trichloroethene	**0.13**	**0.040**	**0.70**		**0.21**
Vinyl chloride	ND	0.080	ND		0.20
o-Xylene	**0.13**	**0.080**	**0.58**		**0.35**
Methyl tert-butyl ether	ND	0.40	ND		1.4
m-Xylene & p-Xylene	**0.36**	**0.080**	**1.6**		**0.35**
Carbon tetrachloride	**0.087**	**0.080**	**0.55**		**0.50**
Chloroform	**0.067**	**0.080**	**0.33**	**J**	**0.39**
Dichlorodifluoromethane	**0.55**	**0.080**	**2.7**		**0.40**
1,1-Dichloroethane	ND	0.080	ND		0.32
1,2-Dichloroethane	**0.085**	**0.080**	**0.35**		**0.32**
1,1-Dichloroethene	**0.036**	**0.080**	**0.14**	**J**	**0.32**
cis-1,2-Dichloroethene	ND	0.080	ND		0.32
trans-1,2-Dichloroethene	ND	0.080	ND		0.32

SURROGATE	PERCENT RECOVERY	LABORATORY CONTROL LIMITS (%)
4-Bromofluorobenzene	108	60 - 140

Qualifiers

B	Method blank contamination. The associated method blank contains the target analyte at a reportable level.
J	Estimated result. Result is less than RL.

The 'Result' in ug/m3 is calculated using the following equation: Amount Found(before rounding)*(Molecular Weight/24.45)

The 'Reporting Limit' in ug/m3 is calculated using the following equation: (Reporting Limit(before rounding) * Dilution Factor) * (Molecular Weight/24.45)

Tetra Tech NUS, Inc

Client Sample ID: IAQ-A5-7

GC/MS Volatiles

Lot-Sample # H9J300237 - 017 **Work Order #** LNKQA1AA **Matrix.....:** AIR

Date Sampled...: 10/28/2009 **Date Received..:** 10/30/2009
Prep Date.....: 11/03/2009 **Analysis Date...** 11/03/2009
Prep Batch #.....: 9308040
Dilution Factor.: 10 **Method.....:** TO-15

PARAMETER	RESULTS (ppb(v/v))	REPORTING LIMIT (ppb(v/v))	RESULTS (ug/m3)		REPORTING LIMIT (ug/m3)
Ethylbenzene	**1.4**	**0.80**	**6.3**		**3.5**
Methylene chloride	**1.5**	**2.0**	**5.1**	**J B**	**6.9**
Naphthalene	ND	2.0	ND		10
Benzene	**0.32**	**0.80**	**1.0**	**J**	**2.6**
Tetrachloroethene	**0.20**	**0.80**	**1.3**	**J**	**5.4**
Toluene	**140**	**0.80**	**510**		**3.0**
1,2,4-Trichlorobenzene	ND	4.0	ND		30
Trichloroethene	ND	0.40	ND		2.1
Vinyl chloride	ND	0.80	ND		2.0
o-Xylene	**1.1**	**0.80**	**4.8**		**3.5**
Methyl tert-butyl ether	ND	4.0	ND		14
m-Xylene & p-Xylene	**4.5**	**0.80**	**20**		**3.5**
Carbon tetrachloride	ND	0.80	ND		5.0
Chloroform	ND	0.80	ND		3.9
Dichlorodifluoromethane	**0.62**	**0.80**	**3.1**	**J**	**4.0**
1,1-Dichloroethane	ND	0.80	ND		3.2
1,2-Dichloroethane	ND	0.80	ND		3.2
1,1-Dichloroethene	ND	0.80	ND		3.2
cis-1,2-Dichloroethene	ND	0.80	ND		3.2
trans-1,2-Dichloroethene	ND	0.80	ND		3.2

SURROGATE	PERCENT RECOVERY	LABORATORY CONTROL LIMITS (%)
4-Bromofluorobenzene	107	60 - 140

Qualifiers

B	Method blank contamination. The associated method blank contains the target analyte at a reportable level.
J	Estimated result. Result is less than RL.

The 'Result' in ug/m3 is calculated using the following equation: Amount Found(before rounding)*(Molecular Weight/24.45)

The 'Reporting Limit' in ug/m3 is calculated using the following equation: (Reporting Limit(before rounding) * Dilution Factor) * (Molecular Weight/24.45)

Tetra Tech NUS, Inc

Client Sample ID: IAQ-A7-7

GC/MS Volatiles

Lot-Sample # H9J300237 - 018 **Work Order #** LNKQC1AA **Matrix.....:** AIR

Date Sampled...: 10/28/2009 **Date Received..:** 10/30/2009
Prep Date.....: 11/02/2009 **Analysis Date...** 11/03/2009
Prep Batch #.....: 9307145
Dilution Factor.: 2.98 **Method.....:** TO-15

PARAMETER	RESULTS (ppb(v/v))	REPORTING LIMIT (ppb(v/v))	RESULTS (ug/m3)		REPORTING LIMIT (ug/m3)
Ethylbenzene	**1.2**	**0.24**	**5.3**		**1.0**
Methylene chloride	**0.71**	**0.60**	**2.5**	**B**	**2.1**
Naphthalene	ND	0.60	ND		3.1
Benzene	**0.24**	**0.24**	**0.77**		**0.76**
Tetrachloroethene	**0.099**	**0.24**	**0.67**	**J**	**1.6**
Toluene	**87**	**0.24**	**330**	**E**	**0.90**
1,2,4-Trichlorobenzene	ND	1.2	ND		8.8
Trichloroethene	**0.061**	**0.12**	**0.33**	**J**	**0.64**
Vinyl chloride	ND	0.24	ND		0.61
o-Xylene	**0.73**	**0.24**	**3.2**		**1.0**
Methyl tert-butyl ether	ND	1.2	ND		4.3
m-Xylene & p-Xylene	**3.3**	**0.24**	**14**		**1.0**
Carbon tetrachloride	**0.085**	**0.24**	**0.53**	**J**	**1.5**
Chloroform	**0.059**	**0.24**	**0.29**	**J**	**1.2**
Dichlorodifluoromethane	**0.58**	**0.24**	**2.9**		**1.2**
1,1-Dichloroethane	ND	0.24	ND		0.96
1,2-Dichloroethane	ND	0.24	ND		0.96
1,1-Dichloroethene	ND	0.24	ND		0.95
cis-1,2-Dichloroethene	ND	0.24	ND		0.95
trans-1,2-Dichloroethene	ND	0.24	ND		0.95

SURROGATE	PERCENT RECOVERY	LABORATORY CONTROL LIMITS (%)
4-Bromofluorobenzene	105	60 - 140

Qualifiers

B	Method blank contamination. The associated method blank contains the target analyte at a reportable level.
E	Estimated result. Result concentration exceeds the calibration range.
J	Estimated result. Result is less than RL.

The 'Result' in ug/m3 is calculated using the following equation: Amount Found(before rounding)*(Molecular Weight/24.45)

The 'Reporting Limit' in ug/m3 is calculated using the following equation: (Reporting Limit(before rounding) * Dilution Factor) * (Molecular Weight/24.45)

Tetra Tech NUS, Inc

Client Sample ID: IAQ-A7-7

GC/MS Volatiles

Lot-Sample # H9J300237 - 018 **Work Order #** LNKQC2AA **Matrix.....:** AIR

Date Sampled...: 10/28/2009 **Date Received..:** 10/30/2009
Prep Date.....: 11/03/2009 **Analysis Date...** 11/03/2009
Prep Batch #.....: 9308040
Dilution Factor.: 7.45 **Method.....:** TO-15

PARAMETER	RESULTS (ppb(v/v))	REPORTING LIMIT (ppb(v/v))	RESULTS (ug/m3)		REPORTING LIMIT (ug/m3)
Toluene	**84**	**0.60**	**320**	**D**	**2.2**

SURROGATE	PERCENT RECOVERY	LABORATORY CONTROL LIMITS (%)
4-Bromofluorobenzene	107	60 - 140

Qualifiers

D Result was obtained from the analysis of a dilution.

The 'Result' in ug/m3 is calculated using the following equation: Amount Found(before rounding)*(Molecular Weight/24.45)

The 'Reporting Limit' in ug/m3 is calculated using the following equation: (Reporting Limit(before rounding) * Dilution Factor) * (Molecular Weight/24.45)

Tetra Tech NUS, Inc

Client Sample ID: IAQ-A8-7

GC/MS Volatiles

Lot-Sample # H9J300237 - 019 **Work Order #** LNKQD1AA **Matrix.....:** AIR

Date Sampled...: 10/28/2009 **Date Received..:** 10/30/2009
Prep Date.....: 11/02/2009 **Analysis Date...** 11/03/2009
Prep Batch #.....: 9307145
Dilution Factor.: 2 **Method.....:** TO-15

PARAMETER	RESULTS (ppb(v/v))	REPORTING LIMIT (ppb(v/v))	RESULTS (ug/m3)		REPORTING LIMIT (ug/m3)
Ethylbenzene	**1.1**	**0.16**	**5.0**		**0.69**
Methylene chloride	**4.0**	**0.40**	**14**	**B**	**1.4**
Naphthalene	ND	0.40	ND		2.1
Benzene	**0.37**	**0.16**	**1.2**		**0.51**
Tetrachloroethene	**0.069**	**0.16**	**0.47**	**J**	**1.1**
Toluene	**47**	**0.16**	**180**		**0.60**
1,2,4-Trichlorobenzene	ND	0.80	ND		5.9
Trichloroethene	**0.095**	**0.080**	**0.51**		**0.43**
Vinyl chloride	ND	0.16	ND		0.41
o-Xylene	**0.71**	**0.16**	**3.1**		**0.69**
Methyl tert-butyl ether	ND	0.80	ND		2.9
m-Xylene & p-Xylene	**3.2**	**0.16**	**14**		**0.69**
Carbon tetrachloride	**0.097**	**0.16**	**0.61**	**J**	**1.0**
Chloroform	**0.072**	**0.16**	**0.35**	**J**	**0.78**
Dichlorodifluoromethane	**0.58**	**0.16**	**2.9**		**0.79**
1,1-Dichloroethane	ND	0.16	ND		0.65
1,2-Dichloroethane	ND	0.16	ND		0.65
1,1-Dichloroethene	ND	0.16	ND		0.63
cis-1,2-Dichloroethene	ND	0.16	ND		0.63
trans-1,2-Dichloroethene	ND	0.16	ND		0.63

SURROGATE	PERCENT RECOVERY	LABORATORY CONTROL LIMITS (%)
4-Bromofluorobenzene	107	60 - 140

Qualifiers

B	Method blank contamination. The associated method blank contains the target analyte at a reportable level.
J	Estimated result. Result is less than RL.

The 'Result' in ug/m3 is calculated using the following equation: Amount Found(before rounding)*(Molecular Weight/24.45)

The 'Reporting Limit' in ug/m3 is calculated using the following equation: (Reporting Limit(before rounding) * Dilution Factor) * (Molecular Weight/24.45)

Tetra Tech NUS, Inc

Client Sample ID: IAQ-A9-7

GC/MS Volatiles

Lot-Sample # H9J300237 - 020 **Work Order #** LNKQE1AA **Matrix.....:** AIR

Date Sampled...: 10/28/2009 **Date Received..:** 10/30/2009
Prep Date.....: 11/02/2009 **Analysis Date...** 11/03/2009
Prep Batch #.....: 9307145
Dilution Factor.: 2 **Method.....:** TO-15

PARAMETER	RESULTS (ppb(v/v))	REPORTING LIMIT (ppb(v/v))	RESULTS (ug/m3)		REPORTING LIMIT (ug/m3)
Ethylbenzene	**1.7**	**0.16**	**7.6**		**0.69**
Methylene chloride	**1.7**	**0.40**	**5.8**	**B**	**1.4**
Naphthalene	ND	0.40	ND		2.1
Benzene	**0.28**	**0.16**	**0.88**		**0.51**
Tetrachloroethene	**0.073**	**0.16**	**0.50**	**J**	**1.1**
Toluene	**74**	**0.16**	**280**	**E**	**0.60**
1,2,4-Trichlorobenzene	ND	0.80	ND		5.9
Trichloroethene	**0.056**	**0.080**	**0.30**	**J**	**0.43**
Vinyl chloride	ND	0.16	ND		0.41
o-Xylene	**1.3**	**0.16**	**5.6**		**0.69**
Methyl tert-butyl ether	ND	0.80	ND		2.9
m-Xylene & p-Xylene	**5.2**	**0.16**	**23**		**0.69**
Carbon tetrachloride	**0.088**	**0.16**	**0.55**	**J**	**1.0**
Chloroform	**0.067**	**0.16**	**0.33**	**J**	**0.78**
Dichlorodifluoromethane	**0.64**	**0.16**	**3.1**		**0.79**
1,1-Dichloroethane	ND	0.16	ND		0.65
1,2-Dichloroethane	ND	0.16	ND		0.65
1,1-Dichloroethene	ND	0.16	ND		0.63
cis-1,2-Dichloroethene	ND	0.16	ND		0.63
trans-1,2-Dichloroethene	ND	0.16	ND		0.63

SURROGATE	PERCENT RECOVERY	LABORATORY CONTROL LIMITS (%)
4-Bromofluorobenzene	106	60 - 140

Qualifiers

B	Method blank contamination. The associated method blank contains the target analyte at a reportable level.
E	Estimated result. Result concentration exceeds the calibration range.
J	Estimated result. Result is less than RL.

The 'Result' in ug/m3 is calculated using the following equation: Amount Found(before rounding)*(Molecular Weight/24.45)

The 'Reporting Limit' in ug/m3 is calculated using the following equation: (Reporting Limit(before rounding) * Dilution Factor) * (Molecular Weight/24.45)

Tetra Tech NUS, Inc

Client Sample ID: IAQ-A9-7

GC/MS Volatiles

Lot-Sample # H9J300237 - 020 **Work Order #** LNKQE2AA **Matrix.....:** AIR

Date Sampled...: 10/28/2009 **Date Received..:** 10/30/2009
Prep Date.....: 11/03/2009 **Analysis Date...** 11/03/2009
Prep Batch #.....: 9308040
Dilution Factor.: 5 **Method.....:** TO-15

PARAMETER	RESULTS (ppb(v/v))	REPORTING LIMIT (ppb(v/v))	RESULTS (ug/m3)		REPORTING LIMIT (ug/m3)
Toluene	**58**	**0.40**	**220**	**D**	**1.5**

SURROGATE	PERCENT RECOVERY	LABORATORY CONTROL LIMITS (%)
4-Bromofluorobenzene	107	60 - 140

Qualifiers

D Result was obtained from the analysis of a dilution.

The 'Result' in ug/m3 is calculated using the following equation: Amount Found(before rounding)*(Molecular Weight/24.45)

The 'Reporting Limit' in ug/m3 is calculated using the following equation: (Reporting Limit(before rounding) * Dilution Factor) * (Molecular Weight/24.45)

Tetra Tech NUS, Inc

Client Sample ID: IAQ-A4-7

GC/MS Volatiles

Lot-Sample # H9J300237 - 021 **Work Order #** LNKQG1AA **Matrix.....:** AIR

Date Sampled...: 10/28/2009 **Date Received..:** 10/30/2009
Prep Date.....: 11/04/2009 **Analysis Date...** 11/05/2009
Prep Batch #.....: 9309149
Dilution Factor.: 1 **Method.....:** TO-15

PARAMETER	RESULTS (ppb(v/v))	REPORTING LIMIT (ppb(v/v))	RESULTS (ug/m3)		REPORTING LIMIT (ug/m3)
Ethylbenzene	**0.75**	**0.080**	**3.3**		**0.35**
Methylene chloride	**0.70**	**0.20**	**2.4**	**B**	**0.69**
Naphthalene	ND	0.20	ND		1.0
Benzene	**0.25**	**0.080**	**0.79**		**0.26**
Tetrachloroethene	**0.074**	**0.080**	**0.50**	**J**	**0.54**
Toluene	**35**	**0.080**	**130**	**E**	**0.30**
1,2,4-Trichlorobenzene	ND	0.40	ND		3.0
Trichloroethene	**0.037**	**0.040**	**0.20**	**J**	**0.21**
Vinyl chloride	ND	0.080	ND		0.20
o-Xylene	**0.50**	**0.080**	**2.2**		**0.35**
Methyl tert-butyl ether	ND	0.40	ND		1.4
m-Xylene & p-Xylene	**2.2**	**0.080**	**9.4**		**0.35**
Carbon tetrachloride	**0.093**	**0.080**	**0.58**		**0.50**
Chloroform	**0.044**	**0.080**	**0.21**	**J**	**0.39**
Dichlorodifluoromethane	**0.67**	**0.080**	**3.3**		**0.40**
1,1-Dichloroethane	ND	0.080	ND		0.32
1,2-Dichloroethane	ND	0.080	ND		0.32
1,1-Dichloroethene	ND	0.080	ND		0.32
cis-1,2-Dichloroethene	ND	0.080	ND		0.32
trans-1,2-Dichloroethene	ND	0.080	ND		0.32

SURROGATE	PERCENT RECOVERY	LABORATORY CONTROL LIMITS (%)
4-Bromofluorobenzene	108	60 - 140

Qualifiers

B	Method blank contamination. The associated method blank contains the target analyte at a reportable level.
E	Estimated result. Result concentration exceeds the calibration range.
J	Estimated result. Result is less than RL.

The 'Result' in ug/m3 is calculated using the following equation: Amount Found(before rounding)*(Molecular Weight/24.45)

The 'Reporting Limit' in ug/m3 is calculated using the following equation: (Reporting Limit(before rounding) * Dilution Factor) * (Molecular Weight/24.45)

Tetra Tech NUS, Inc

Client Sample ID: IAQ-A4-7

GC/MS Volatiles

Lot-Sample #	H9J300237 - 021	**Work Order #**	LNKQG2AA	**Matrix.....:**	AIR

Date Sampled...:	10/28/2009	**Date Received..:**	10/30/2009
Prep Date.....:	11/06/2009	**Analysis Date...**	11/06/2009
Prep Batch #.....:	9313093		
Dilution Factor.:	3.88	**Method.....:**	TO-15

PARAMETER	RESULTS (ppb(v/v))	REPORTING LIMIT (ppb(v/v))	RESULTS (ug/m3)		REPORTING LIMIT (ug/m3)
Toluene	**26**	**0.31**	**99**	**D**	**1.2**

SURROGATE	PERCENT RECOVERY	LABORATORY CONTROL LIMITS (%)
4-Bromofluorobenzene	100	60 - 140

Qualifiers

D Result was obtained from the analysis of a dilution.

The 'Result' in ug/m3 is calculated using the following equation: Amount Found(before rounding)*(Molecular Weight/24.45)

The 'Reporting Limit' in ug/m3 is calculated using the following equation: (Reporting Limit(before rounding) * Dilution Factor) * (Molecular Weight/24.45)

Tetra Tech NUS, Inc

Client Sample ID: INTRA-LAB BLANK

GC/MS Volatiles

Lot-Sample # H9K030000 - 145B **Work Order #** LNPNT1AA **Matrix.....:** AIR

	10/25/2009	**Date Received..:**	10/28/2009
Prep Date.....:	11/02/2009	**Analysis Date...**	11/02/2009
Prep Batch #.....:	9307145		
Dilution Factor.:	1	**Method.....:**	TO-15

PARAMETER	RESULTS (ppb(v/v))	REPORTING LIMIT (ppb(v/v))	RESULTS (ug/m3)		REPORTING LIMIT (ug/m3)
Ethylbenzene	ND	0.080	ND		0.35
Methylene chloride	**0.041**	**0.20**	**0.14**	**J**	**0.69**
Naphthalene	ND	0.20	ND		1.0
Benzene	ND	0.080	ND		0.26
Tetrachloroethene	ND	0.080	ND		0.54
Toluene	ND	0.080	ND		0.30
1,2,4-Trichlorobenzene	ND	0.40	ND		3.0
Trichloroethene	ND	0.040	ND		0.21
Vinyl chloride	ND	0.080	ND		0.20
o-Xylene	ND	0.080	ND		0.35
Methyl tert-butyl ether	ND	0.40	ND		1.4
m-Xylene & p-Xylene	ND	0.080	ND		0.35
Carbon tetrachloride	ND	0.080	ND		0.50
Chloroform	ND	0.080	ND		0.39
Dichlorodifluoromethane	ND	0.080	ND		0.40
1,1-Dichloroethane	ND	0.080	ND		0.32
1,2-Dichloroethane	ND	0.080	ND		0.32
1,1-Dichloroethene	ND	0.080	ND		0.32
cis-1,2-Dichloroethene	ND	0.080	ND		0.32
trans-1,2-Dichloroethene	ND	0.080	ND		0.32

SURROGATE	PERCENT RECOVERY	LABORATORY CONTROL LIMITS (%)
4-Bromofluorobenzene	99	60 - 140

Qualifiers

J Estimated result. Result is less than RL.

The 'Result' in ug/m3 is calculated using the following equation: Amount Found(before rounding)*(Molecular Weight/24.45)

The 'Reporting Limit' in ug/m3 is calculated using the following equation: (Reporting Limit(before rounding) * Dilution Factor) * (Molecular Weight/24.45)

Tetra Tech NUS, Inc

Client Sample ID: CHECK SAMPLE

GC/MS Volatiles

Lot-Sample # H9K030000 - 145C **Work Order #** LNPNT1AC **Matrix.....:** AIR

	10/25/2009	**Date Received..:**	10/28/2009
Prep Date.....:	11/02/2009	**Analysis Date...**	11/02/2009
Prep Batch #.....:	9307145		
Dilution Factor.:	1	**Method.....:**	TO-15

PARAMETER	SPIKE AMOUNT (ppb(v/v))	MEASURED AMOUNT (ppb(v/v))	SPIKE AMOUNT (ug/m3)	MEASURED AMOUNT (ug/m3)	PERCENT RECOVERY	RECOVERY LIMITS
Ethylbenzene	2.50	2.11	11	9.2	84	70 - 130
Methylene chloride	2.50	2.25	8.7	7.8	90	70 - 130
Naphthalene	2.50	2.35	13	12	94	60 - 140
Benzene	2.50	2.07	8.0	6.6	83	70 - 130
Tetrachloroethene	2.50	2.03	17	14	81	70 - 130
Toluene	2.50	2.00	9.4	7.5	80	70 - 130
1,2,4-Trichlorobenzene	2.50	2.31	19	17	93	60 - 140
Trichloroethene	2.50	1.87	13	10	75	70 - 130
Vinyl chloride	2.50	2.66	6.4	6.8	106	70 - 130
o-Xylene	2.50	2.16	11	9.4	86	70 - 130
Methyl tert-butyl ether	2.50	2.42	9.0	8.7	97	60 - 140
m-Xylene & p-Xylene	5.00	4.29	22	19	86	70 - 130
Carbon tetrachloride	2.50	2.46	16	15	98	70 - 130
Chloroform	2.50	2.24	12	11	89	70 - 130
Dichlorodifluoromethane	2.50	2.86	12	14	114	60 - 140
1,1-Dichloroethane	2.50	2.31	10	9.4	93	70 - 130
1,2-Dichloroethane	2.50	2.14	10	8.7	86	70 - 130
1,1-Dichloroethene	2.50	2.37	9.9	9.4	95	70 - 130
cis-1,2-Dichloroethene	2.50	2.16	9.9	8.6	87	70 - 130
trans-1,2-Dichloroethene	2.50	2.44	9.9	9.7	97	70 - 130

SURROGATE	PERCENT RECOVERY	LABORATORY CONTROL LIMITS (%)
4-Bromofluorobenzene	103	60 - 140

The 'Result' in ug/m3 is calculated using the following equation: Amount Found(before rounding)*(Molecular Weight/24.45)

The 'Reporting Limit' in ug/m3 is calculated using the following equation: (Reporting Limit(before rounding) * Dilution Factor) * (Molecular Weight/24.45)

Tetra Tech NUS, Inc

Client Sample ID: INTRA-LAB BLANK

GC/MS Volatiles

Lot-Sample # H9K040000 - 040B **Work Order #** LNRLA1AA **Matrix.....:** AIR

	10/28/2009	**Date Received..:**	10/30/2009
Prep Date.....:	11/03/2009	**Analysis Date...**	11/03/2009
Prep Batch #.....:	9308040		
Dilution Factor.:	1	**Method.....:**	TO-15

PARAMETER	RESULTS (ppb(v/v))	REPORTING LIMIT (ppb(v/v))	RESULTS (ug/m3)		REPORTING LIMIT (ug/m3)
Ethylbenzene	ND	0.080	ND		0.35
Methylene chloride	**0.050**	**0.20**	**0.17**	**J**	**0.69**
Naphthalene	ND	0.20	ND		1.0
Benzene	ND	0.080	ND		0.26
Tetrachloroethene	ND	0.080	ND		0.54
Toluene	ND	0.080	ND		0.30
1,2,4-Trichlorobenzene	ND	0.40	ND		3.0
Trichloroethene	ND	0.040	ND		0.21
Vinyl chloride	ND	0.080	ND		0.20
o-Xylene	ND	0.080	ND		0.35
Methyl tert-butyl ether	ND	0.40	ND		1.4
m-Xylene & p-Xylene	ND	0.080	ND		0.35
Carbon tetrachloride	ND	0.080	ND		0.50
Chloroform	ND	0.080	ND		0.39
Dichlorodifluoromethane	ND	0.080	ND		0.40
1,1-Dichloroethane	ND	0.080	ND		0.32
1,2-Dichloroethane	ND	0.080	ND		0.32
1,1-Dichloroethene	ND	0.080	ND		0.32
cis-1,2-Dichloroethene	ND	0.080	ND		0.32
trans-1,2-Dichloroethene	ND	0.080	ND		0.32

SURROGATE	PERCENT RECOVERY	LABORATORY CONTROL LIMITS (%)
4-Bromofluorobenzene	100	60 - 140

Qualifiers

J Estimated result. Result is less than RL.

The 'Result' in ug/m3 is calculated using the following equation: Amount Found(before rounding)*(Molecular Weight/24.45)

The 'Reporting Limit' in ug/m3 is calculated using the following equation: (Reporting Limit(before rounding) * Dilution Factor) * (Molecular Weight/24.45)

Tetra Tech NUS, Inc

Client Sample ID: CHECK SAMPLE

GC/MS Volatiles

Lot-Sample # H9K040000 - 040C **Work Order #** LNRLA1AC **Matrix.....:** AIR

	10/28/2009	**Date Received..:**	10/30/2009
Prep Date.....:	11/03/2009	**Analysis Date...**	11/03/2009
Prep Batch #.....:	9308040		
Dilution Factor.:	1	**Method.....:**	TO-15

PARAMETER	SPIKE AMOUNT (ppb(v/v))	MEASURED AMOUNT (ppb(v/v))	SPIKE AMOUNT (ug/m3)	MEASURED AMOUNT (ug/m3)	PERCENT RECOVERY	RECOVERY LIMITS
Ethylbenzene	2.50	2.06	11	8.9	82	70 - 130
Methylene chloride	2.50	1.98	8.7	6.9	79	70 - 130
Naphthalene	2.50	2.64	13	14	106	60 - 140
Benzene	2.50	1.97	8.0	6.3	79	70 - 130
Tetrachloroethene	2.50	1.94	17	13	78	70 - 130
Toluene	2.50	2.07	9.4	7.8	83	70 - 130
1,2,4-Trichlorobenzene	2.50	2.60	19	19	104	60 - 140
Trichloroethene	2.50	1.78	13	9.5	71	70 - 130
Vinyl chloride	2.50	2.70	6.4	6.9	108	70 - 130
o-Xylene	2.50	2.09	11	9.1	84	70 - 130
Methyl tert-butyl ether	2.50	2.50	9.0	9.0	100	60 - 140
m-Xylene & p-Xylene	5.00	4.21	22	18	84	70 - 130
Carbon tetrachloride	2.50	2.05	16	13	82	70 - 130
Chloroform	2.50	2.19	12	11	88	70 - 130
Dichlorodifluoromethane	2.50	2.94	12	15	118	60 - 140
1,1-Dichloroethane	2.50	2.14	10	8.7	86	70 - 130
1,2-Dichloroethane	2.50	2.26	10	9.2	90	70 - 130
1,1-Dichloroethene	2.50	2.36	9.9	9.4	95	70 - 130
cis-1,2-Dichloroethene	2.50	1.96	9.9	7.8	78	70 - 130
trans-1,2-Dichloroethene	2.50	2.18	9.9	8.7	87	70 - 130

SURROGATE	PERCENT RECOVERY	LABORATORY CONTROL LIMITS (%)
4-Bromofluorobenzene	105	60 - 140

The 'Result' in ug/m3 is calculated using the following equation: Amount Found(before rounding)*(Molecular Weight/24.45)

The 'Reporting Limit' in ug/m3 is calculated using the following equation: (Reporting Limit(before rounding) * Dilution Factor) * (Molecular Weight/24.45)

Tetra Tech NUS, Inc

Client Sample ID: INTRA-LAB BLANK

GC/MS Volatiles

Lot-Sample # H9K040000 - 041B **Work Order #** LNRLC1AA **Matrix.....:** AIR

	10/27/2009	**Date Received..:**	10/30/2009
Prep Date.....:	11/03/2009	**Analysis Date...**	11/03/2009
Prep Batch #.....:	9308041		
Dilution Factor.:	1	**Method.....:**	TO-15

PARAMETER	RESULTS (ppb(v/v))	REPORTING LIMIT (ppb(v/v))	RESULTS (ug/m3)		REPORTING LIMIT (ug/m3)
Ethylbenzene	ND	0.080	ND		0.35
Methylene chloride	**0.033**	**0.20**	**0.12**	**J**	**0.69**
Naphthalene	**0.040**	**0.20**	**0.21**	**J**	**1.0**
Benzene	ND	0.080	ND		0.26
Tetrachloroethene	ND	0.080	ND		0.54
Toluene	ND	0.080	ND		0.30
1,2,4-Trichlorobenzene	ND	0.40	ND		3.0
Trichloroethene	ND	0.040	ND		0.21
Vinyl chloride	ND	0.080	ND		0.20
o-Xylene	ND	0.080	ND		0.35
Methyl tert-butyl ether	ND	0.40	ND		1.4
m-Xylene & p-Xylene	ND	0.080	ND		0.35
Carbon tetrachloride	ND	0.080	ND		0.50
Chloroform	ND	0.080	ND		0.39
Dichlorodifluoromethane	ND	0.080	ND		0.40
1,1-Dichloroethane	ND	0.080	ND		0.32
1,2-Dichloroethane	ND	0.080	ND		0.32
1,1-Dichloroethene	ND	0.080	ND		0.32
cis-1,2-Dichloroethene	ND	0.080	ND		0.32
trans-1,2-Dichloroethene	ND	0.080	ND		0.32

SURROGATE	PERCENT RECOVERY	LABORATORY CONTROL LIMITS (%)
4-Bromofluorobenzene	94	60 - 140

Qualifiers

J Estimated result. Result is less than RL.

The 'Result' in ug/m3 is calculated using the following equation: Amount Found(before rounding)*(Molecular Weight/24.45)

The 'Reporting Limit' in ug/m3 is calculated using the following equation: (Reporting Limit(before rounding) * Dilution Factor) * (Molecular Weight/24.45)

Tetra Tech NUS, Inc

Client Sample ID: CHECK SAMPLE

GC/MS Volatiles

Lot-Sample # H9K040000 - 041C **Work Order #** LNRLC1AC **Matrix.....:** AIR

	10/27/2009	**Date Received..:**	10/30/2009
Prep Date.....:	11/03/2009	**Analysis Date...**	11/03/2009
Prep Batch #.....:	9308041		
Dilution Factor.:	1	**Method.....:**	TO-15

PARAMETER	SPIKE AMOUNT (ppb(v/v))	MEASURED AMOUNT (ppb(v/v))	SPIKE AMOUNT (ug/m3)	MEASURED AMOUNT (ug/m3)	PERCENT RECOVERY		RECOVERY LIMITS
Ethylbenzene	12.5	12.6	54	55	101		70 - 130
Methylene chloride	12.5	11.5	43	40	92		70 - 130
Naphthalene	12.5	16.1	66	84	129		60 - 140
Benzene	12.5	11.5	40	37	92		70 - 130
Tetrachloroethene	12.5	11.9	85	81	95		70 - 130
Toluene	12.5	11.8	47	44	94		70 - 130
1,2,4-Trichlorobenzene	12.5	14.9	93	110	119		60 - 140
Trichloroethene	12.5	12.9	67	69	103		70 - 130
Vinyl chloride	12.5	12.1	32	31	96		70 - 130
o-Xylene	12.5	12.5	54	54	100		70 - 130
Methyl tert-butyl ether	12.5	12.9	45	46	103		60 - 140
m-Xylene & p-Xylene	25.0	25.2	110	110	101		70 - 130
Carbon tetrachloride	12.5	17.2	79	110	138	a	70 - 130
Chloroform	12.5	12.6	61	62	101		70 - 130
Dichlorodifluoromethane	12.5	13.3	62	66	107		60 - 140
1,1-Dichloroethane	12.5	13.1	51	53	105		70 - 130
1,2-Dichloroethane	12.5	14.0	51	57	112		70 - 130
1,1-Dichloroethene	12.5	14.0	50	56	112		70 - 130
cis-1,2-Dichloroethene	12.5	12.7	50	51	102		70 - 130
trans-1,2-Dichloroethene	12.5	12.1	50	48	96		70 - 130

SURROGATE	PERCENT RECOVERY	LABORATORY CONTROL LIMITS (%)
4-Bromofluorobenzene	105	60 - 140

Qualifiers

a Spiked analyte recovery is outside stated control limits.

The 'Result' in ug/m3 is calculated using the following equation: Amount Found(before rounding)*(Molecular Weight/24.45)

The 'Reporting Limit' in ug/m3 is calculated using the following equation: (Reporting Limit(before rounding) * Dilution Factor) * (Molecular Weight/24.45)

Tetra Tech NUS, Inc

Client Sample ID: INTRA-LAB BLANK

GC/MS Volatiles

Lot-Sample # H9K050000 - 149B **Work Order #** LNWER1AA **Matrix.....:** AIR

	10/28/2009	**Date Received..:**	10/30/2009
Prep Date.....:	11/04/2009	**Analysis Date...**	11/04/2009
Prep Batch #.....:	9309149		
Dilution Factor.:	1	**Method.....:**	TO-15

PARAMETER	RESULTS (ppb(v/v))	REPORTING LIMIT (ppb(v/v))	RESULTS (ug/m3)		REPORTING LIMIT (ug/m3)
Ethylbenzene	ND	0.080	ND		0.35
Methylene chloride	**0.038**	**0.20**	**0.13**	**J**	**0.69**
Naphthalene	ND	0.20	ND		1.0
Benzene	ND	0.080	ND		0.26
Tetrachloroethene	ND	0.080	ND		0.54
Toluene	ND	0.080	ND		0.30
1,2,4-Trichlorobenzene	ND	0.40	ND		3.0
Trichloroethene	ND	0.040	ND		0.21
Vinyl chloride	ND	0.080	ND		0.20
o-Xylene	ND	0.080	ND		0.35
Methyl tert-butyl ether	ND	0.40	ND		1.4
m-Xylene & p-Xylene	ND	0.080	ND		0.35
Carbon tetrachloride	ND	0.080	ND		0.50
Chloroform	ND	0.080	ND		0.39
Dichlorodifluoromethane	ND	0.080	ND		0.40
1,1-Dichloroethane	ND	0.080	ND		0.32
1,2-Dichloroethane	ND	0.080	ND		0.32
1,1-Dichloroethene	ND	0.080	ND		0.32
cis-1,2-Dichloroethene	ND	0.080	ND		0.32
trans-1,2-Dichloroethene	ND	0.080	ND		0.32

SURROGATE	PERCENT RECOVERY	LABORATORY CONTROL LIMITS (%)
4-Bromofluorobenzene	101	60 - 140

Qualifiers

J Estimated result. Result is less than RL.

The 'Result' in ug/m3 is calculated using the following equation: Amount Found(before rounding)*(Molecular Weight/24.45)

The 'Reporting Limit' in ug/m3 is calculated using the following equation: (Reporting Limit(before rounding) * Dilution Factor) * (Molecular Weight/24.45)

Tetra Tech NUS, Inc

Client Sample ID: CHECK SAMPLE

GC/MS Volatiles

Lot-Sample # H9K050000 - 149C **Work Order #** LNWER1AC **Matrix.....:** AIR

	10/28/2009	**Date Received..:**	10/30/2009
Prep Date.....:	11/04/2009	**Analysis Date...**	11/04/2009
Prep Batch #.....:	9309149		
Dilution Factor.:	1	**Method.....:**	TO-15

PARAMETER	SPIKE AMOUNT (ppb(v/v))	MEASURED AMOUNT (ppb(v/v))	SPIKE AMOUNT (ug/m3)	MEASURED AMOUNT (ug/m3)	PERCENT RECOVERY	RECOVERY LIMITS
Ethylbenzene	2.50	1.83	11	8.0	73	70 - 130
Methylene chloride	2.50	2.19	8.7	7.6	87	70 - 130
Naphthalene	2.50	2.06	13	11	83	60 - 140
Benzene	2.50	2.28	8.0	7.3	91	70 - 130
Tetrachloroethene	2.50	1.90	17	13	76	70 - 130
Toluene	2.50	1.78	9.4	6.7	71	70 - 130
1,2,4-Trichlorobenzene	2.50	2.07	19	15	83	60 - 140
Trichloroethene	2.50	2.12	13	11	85	70 - 130
Vinyl chloride	2.50	2.59	6.4	6.6	104	70 - 130
o-Xylene	2.50	1.82	11	7.9	73	70 - 130
Methyl tert-butyl ether	2.50	2.32	9.0	8.4	93	60 - 140
m-Xylene & p-Xylene	5.00	3.73	22	16	75	70 - 130
Carbon tetrachloride	2.50	2.25	16	14	90	70 - 130
Chloroform	2.50	2.60	12	13	104	70 - 130
Dichlorodifluoromethane	2.50	2.79	12	14	112	60 - 140
1,1-Dichloroethane	2.50	2.61	10	11	104	70 - 130
1,2-Dichloroethane	2.50	2.42	10	9.8	97	70 - 130
1,1-Dichloroethene	2.50	2.32	9.9	9.2	93	70 - 130
cis-1,2-Dichloroethene	2.50	2.42	9.9	9.6	97	70 - 130
trans-1,2-Dichloroethene	2.50	2.37	9.9	9.4	95	70 - 130

SURROGATE	PERCENT RECOVERY	LABORATORY CONTROL LIMITS (%)
4-Bromofluorobenzene	107	60 - 140

The 'Result' in ug/m3 is calculated using the following equation: Amount Found(before rounding)*(Molecular Weight/24.45)

The 'Reporting Limit' in ug/m3 is calculated using the following equation: (Reporting Limit(before rounding) * Dilution Factor) * (Molecular Weight/24.45)

Tetra Tech NUS, Inc

Client Sample ID: INTRA-LAB BLANK

GC/MS Volatiles

Lot-Sample # H9K050000 - 279B **Work Order #** LNWVQ1AA **Matrix.....:** AIR

	10/27/2009	**Date Received..:**	10/30/2009
Prep Date.....:	11/04/2009	**Analysis Date...**	11/04/2009
Prep Batch #.....:	9309279		
Dilution Factor.:	1	**Method.....:**	TO-15

PARAMETER	RESULTS (ppb(v/v))	REPORTING LIMIT (ppb(v/v))	RESULTS (ug/m3)		REPORTING LIMIT (ug/m3)
Ethylbenzene	ND	0.080	ND		0.35
Methylene chloride	**0.040**	**0.20**	**0.14**	**J**	**0.69**
Naphthalene	**0.041**	**0.20**	**0.22**	**J**	**1.0**
Benzene	ND	0.080	ND		0.26
Tetrachloroethene	ND	0.080	ND		0.54
Toluene	ND	0.080	ND		0.30
1,2,4-Trichlorobenzene	ND	0.40	ND		3.0
Trichloroethene	ND	0.040	ND		0.21
Vinyl chloride	ND	0.080	ND		0.20
o-Xylene	ND	0.080	ND		0.35
Methyl tert-butyl ether	ND	0.40	ND		1.4
m-Xylene & p-Xylene	ND	0.080	ND		0.35
Carbon tetrachloride	ND	0.080	ND		0.50
Chloroform	ND	0.080	ND		0.39
Dichlorodifluoromethane	ND	0.080	ND		0.40
1,1-Dichloroethane	ND	0.080	ND		0.32
1,2-Dichloroethane	ND	0.080	ND		0.32
1,1-Dichloroethene	ND	0.080	ND		0.32
cis-1,2-Dichloroethene	ND	0.080	ND		0.32
trans-1,2-Dichloroethene	ND	0.080	ND		0.32

SURROGATE	PERCENT RECOVERY	LABORATORY CONTROL LIMITS (%)
4-Bromofluorobenzene	96	60 - 140

Qualifiers

J Estimated result. Result is less than RL.

The 'Result' in ug/m3 is calculated using the following equation: Amount Found(before rounding)*(Molecular Weight/24.45)

The 'Reporting Limit' in ug/m3 is calculated using the following equation: (Reporting Limit(before rounding) * Dilution Factor) * (Molecular Weight/24.45)

Tetra Tech NUS, Inc

Client Sample ID: CHECK SAMPLE

GC/MS Volatiles

Lot-Sample # H9K050000 - 279C **Work Order #** LNWVQ1AC **Matrix.....:** AIR

10/27/2009 **Date Received..:** 10/30/2009
Prep Date.....: 11/04/2009 **Analysis Date...** 11/04/2009
Prep Batch #.....: 9309279
Dilution Factor.: 1 **Method.....:** TO-15

PARAMETER	SPIKE AMOUNT (ppb(v/v))	MEASURED AMOUNT (ppb(v/v))	SPIKE AMOUNT (ug/m3)	MEASURED AMOUNT (ug/m3)	PERCENT RECOVERY		RECOVERY LIMITS
Ethylbenzene	12.5	13.8	54	60	111		70 - 130
Methylene chloride	12.5	11.2	43	39	89		70 - 130
Naphthalene	12.5	17.0	66	89	136		60 - 140
Benzene	12.5	8.39	40	27	67	a	70 - 130
Tetrachloroethene	12.5	11.4	85	77	91		70 - 130
Toluene	12.5	12.5	47	47	100		70 - 130
1,2,4-Trichlorobenzene	12.5	16.2	93	120	130		60 - 140
Trichloroethene	12.5	10.4	67	56	83		70 - 130
Vinyl chloride	12.5	11.9	32	30	95		70 - 130
o-Xylene	12.5	13.9	54	60	111		70 - 130
Methyl tert-butyl ether	12.5	14.9	45	54	119		60 - 140
m-Xylene & p-Xylene	25.0	27.7	110	120	111		70 - 130
Carbon tetrachloride	12.5	14.8	79	93	118		70 - 130
Chloroform	12.5	12.0	61	58	96		70 - 130
Dichlorodifluoromethane	12.5	13.1	62	65	105		60 - 140
1,1-Dichloroethane	12.5	12.8	51	52	102		70 - 130
1,2-Dichloroethane	12.5	10.6	51	43	85		70 - 130
1,1-Dichloroethene	12.5	13.8	50	55	110		70 - 130
cis-1,2-Dichloroethene	12.5	12.4	50	49	99		70 - 130
trans-1,2-Dichloroethene	12.5	11.7	50	46	94		70 - 130

SURROGATE	PERCENT RECOVERY	LABORATORY CONTROL LIMITS (%)
4-Bromofluorobenzene	97	60 - 140

Qualifiers

a Spiked analyte recovery is outside stated control limits.

The 'Result' in ug/m3 is calculated using the following equation: Amount Found(before rounding)*(Molecular Weight/24.45)

The 'Reporting Limit' in ug/m3 is calculated using the following equation: (Reporting Limit(before rounding) * Dilution Factor) * (Molecular Weight/24.45)

Tetra Tech NUS, Inc

Client Sample ID: INTRA-LAB BLANK

GC/MS Volatiles

Lot-Sample # H9K090000 - 093B **Work Order #** LN4PT1AA **Matrix.....:** AIR

	10/27/2009	**Date Received..:**	10/30/2009
Prep Date.....:	11/06/2009	**Analysis Date...**	11/06/2009
Prep Batch #.....:	9313093		
Dilution Factor.:	1	**Method.....:**	TO-15

PARAMETER	RESULTS (ppb(v/v))	REPORTING LIMIT (ppb(v/v))	RESULTS (ug/m3)	REPORTING LIMIT (ug/m3)
Toluene	ND	0.080	ND	0.30

SURROGATE	PERCENT RECOVERY	LABORATORY CONTROL LIMITS (%)
4-Bromofluorobenzene	97	60 - 140

The 'Result' in ug/m3 is calculated using the following equation: Amount Found(before rounding)*(Molecular Weight/24.45)

The 'Reporting Limit' in ug/m3 is calculated using the following equation: (Reporting Limit(before rounding) * Dilution Factor) * (Molecular Weight/24.45)

Tetra Tech NUS, Inc

Client Sample ID: CHECK SAMPLE

GC/MS Volatiles

Lot-Sample # H9K090000 - 093C **Work Order #** LN4PT1AC **Matrix.....:** AIR

	10/27/2009	**Date Received..:**	10/30/2009
Prep Date.....:	11/06/2009	**Analysis Date...**	11/06/2009
Prep Batch #.....:	9313093		
Dilution Factor.:	1	**Method.....:**	TO-15

PARAMETER	SPIKE AMOUNT (ppb(v/v))	MEASURED AMOUNT (ppb(v/v))	SPIKE AMOUNT (ug/m3)	MEASURED AMOUNT (ug/m3)	PERCENT RECOVERY	RECOVERY LIMITS
Toluene	12.5	12.8	47	48	102	70 - 130

SURROGATE	PERCENT RECOVERY	LABORATORY CONTROL LIMITS (%)
4-Bromofluorobenzene	100	60 - 140

The 'Result' in ug/m3 is calculated using the following equation: Amount Found(before rounding)*(Molecular Weight/24.45)

The 'Reporting Limit' in ug/m3 is calculated using the following equation: (Reporting Limit(before rounding) * Dilution Factor) * (Molecular Weight/24.45)

Tetra Tech NUS, Inc

Client Sample ID: SV-18-A-7

GC/MS Volatiles

Lot-Sample # H9J310101 - 001 **Work Order #** LNL5Q1AA **Matrix.....:** AIR

Date Sampled...: 10/28/2009 **Date Received..:** 10/30/2009
Prep Date.....: 11/04/2009 **Analysis Date...** 11/04/2009
Prep Batch #.....: 9309279
Dilution Factor.: 1573.44 **Method.....:** TO-15

PARAMETER	RESULTS (ppb(v/v))	REPORTING LIMIT (ppb(v/v))	RESULTS (ug/m3)		REPORTING LIMIT (ug/m3)
Ethylbenzene	ND	130	ND		550
Methylene chloride	**530**	**310**	**1900**	**B**	**1100**
Naphthalene	ND	310	ND		1600
Benzene	ND	130	ND		400
Tetrachloroethene	ND	130	ND		850
Toluene	**80**	**130**	**300**	**J**	**470**
1,2,4-Trichlorobenzene	ND	630	ND		4700
Trichloroethene	**12000**	**63**	**63000**		**340**
Vinyl chloride	ND	130	ND		320
o-Xylene	ND	130	ND		550
Methyl tert-butyl ether	ND	630	ND		2300
m-Xylene & p-Xylene	ND	130	ND		550
Carbon tetrachloride	ND	130	ND		790
Chloroform	ND	130	ND		610
Dichlorodifluoromethane	ND	130	ND		620
1,1-Dichloroethane	**260**	**130**	**1100**		**510**
1,2-Dichloroethane	ND	130	ND		510
1,1-Dichloroethene	**11000**	**130**	**43000**		**500**
cis-1,2-Dichloroethene	**1100**	**130**	**4400**		**500**
trans-1,2-Dichloroethene	ND	130	ND		500

SURROGATE	PERCENT RECOVERY	LABORATORY CONTROL LIMITS (%)
4-Bromofluorobenzene	96	60 - 140

Qualifiers

B	Method blank contamination. The associated method blank contains the target analyte at a reportable level.
J	Estimated result. Result is less than RL.

The 'Result' in ug/m3 is calculated using the following equation: Amount Found(before rounding)*(Molecular Weight/24.45)

The 'Reporting Limit' in ug/m3 is calculated using the following equation: (Reporting Limit(before rounding) * Dilution Factor) * (Molecular Weight/24.45)

Tetra Tech NUS, Inc

Client Sample ID: SV-15-A-7

GC/MS Volatiles

Lot-Sample # H9J310101 - 002 **Work Order #** LNL5R1AA **Matrix.....:** AIR

Date Sampled...: 10/28/2009 **Date Received..:** 10/30/2009
Prep Date.....: 11/03/2009 **Analysis Date...** 11/04/2009
Prep Batch #.....: 9308040
Dilution Factor.: 10 **Method.....:** TO-15

PARAMETER	RESULTS (ppb(v/v))	REPORTING LIMIT (ppb(v/v))	RESULTS (ug/m3)		REPORTING LIMIT (ug/m3)
Ethylbenzene	**1.1**	**0.80**	**4.6**		**3.5**
Methylene chloride	**1.4**	**2.0**	**4.7**	**J B**	**6.9**
Naphthalene	ND	2.0	ND		10
Benzene	ND	0.80	ND		2.6
Tetrachloroethene	ND	0.80	ND		5.4
Toluene	**56**	**0.80**	**210**		**3.0**
1,2,4-Trichlorobenzene	ND	4.0	ND		30
Trichloroethene	**1.5**	**0.40**	**8.1**		**2.1**
Vinyl chloride	ND	0.80	ND		2.0
o-Xylene	**0.66**	**0.80**	**2.9**	**J**	**3.5**
Methyl tert-butyl ether	ND	4.0	ND		14
m-Xylene & p-Xylene	**2.5**	**0.80**	**11**		**3.5**
Carbon tetrachloride	ND	0.80	ND		5.0
Chloroform	ND	0.80	ND		3.9
Dichlorodifluoromethane	**0.65**	**0.80**	**3.2**	**J**	**4.0**
1,1-Dichloroethane	**0.11**	**0.80**	**0.43**	**J**	**3.2**
1,2-Dichloroethane	ND	0.80	ND		3.2
1,1-Dichloroethene	**0.86**	**0.80**	**3.4**		**3.2**
cis-1,2-Dichloroethene	**9.1**	**0.80**	**36**		**3.2**
trans-1,2-Dichloroethene	ND	0.80	ND		3.2

SURROGATE	PERCENT RECOVERY	LABORATORY CONTROL LIMITS (%)
4-Bromofluorobenzene	106	60 - 140

Qualifiers

B	Method blank contamination. The associated method blank contains the target analyte at a reportable level.
J	Estimated result. Result is less than RL.

The 'Result' in ug/m3 is calculated using the following equation: Amount Found(before rounding)*(Molecular Weight/24.45)

The 'Reporting Limit' in ug/m3 is calculated using the following equation: (Reporting Limit(before rounding) * Dilution Factor) * (Molecular Weight/24.45)

Tetra Tech NUS, Inc

Client Sample ID: SV-17-A-7

GC/MS Volatiles

Lot-Sample # H9J310101 - 003 **Work Order #** LNL5T1AA **Matrix.....:** AIR

Date Sampled...: 10/28/2009 **Date Received..:** 10/30/2009
Prep Date.....: 11/04/2009 **Analysis Date...** 11/04/2009
Prep Batch #.....: 9309149
Dilution Factor.: 1 **Method.....:** TO-15

PARAMETER	RESULTS (ppb(v/v))	REPORTING LIMIT (ppb(v/v))	RESULTS (ug/m3)		REPORTING LIMIT (ug/m3)
Ethylbenzene	**0.77**	**0.080**	**3.3**		**0.35**
Methylene chloride	**0.72**	**0.20**	**2.5**	**B**	**0.69**
Naphthalene	ND	0.20	ND		1.0
Benzene	**0.13**	**0.080**	**0.41**		**0.26**
Tetrachloroethene	**0.12**	**0.080**	**0.81**		**0.54**
Toluene	**15**	**0.080**	**58**		**0.30**
1,2,4-Trichlorobenzene	ND	0.40	ND		3.0
Trichloroethene	**12**	**0.040**	**67**		**0.21**
Vinyl chloride	**0.040**	**0.080**	**0.10**	**J**	**0.20**
o-Xylene	**0.47**	**0.080**	**2.0**		**0.35**
Methyl tert-butyl ether	**0.14**	**0.40**	**0.51**	**J**	**1.4**
m-Xylene & p-Xylene	**2.1**	**0.080**	**9.3**		**0.35**
Carbon tetrachloride	**0.084**	**0.080**	**0.53**		**0.50**
Chloroform	**5.5**	**0.080**	**27**		**0.39**
Dichlorodifluoromethane	**0.57**	**0.080**	**2.8**		**0.40**
1,1-Dichloroethane	**1.7**	**0.080**	**6.7**		**0.32**
1,2-Dichloroethane	**0.031**	**0.080**	**0.13**	**J**	**0.32**
1,1-Dichloroethene	**1.5**	**0.080**	**6.0**		**0.32**
cis-1,2-Dichloroethene	**0.60**	**0.080**	**2.4**		**0.32**
trans-1,2-Dichloroethene	**0.050**	**0.080**	**0.20**	**J**	**0.32**

SURROGATE	PERCENT RECOVERY	LABORATORY CONTROL LIMITS (%)
4-Bromofluorobenzene	107	60 - 140

Qualifiers

B	Method blank contamination. The associated method blank contains the target analyte at a reportable level.
J	Estimated result. Result is less than RL.

The 'Result' in ug/m3 is calculated using the following equation: Amount Found(before rounding)*(Molecular Weight/24.45)

The 'Reporting Limit' in ug/m3 is calculated using the following equation: (Reporting Limit(before rounding) * Dilution Factor) * (Molecular Weight/24.45)

Tetra Tech NUS, Inc

Client Sample ID: SV-A-7-7

GC/MS Volatiles

Lot-Sample # H9J310101 - 004 **Work Order #** LNL5V1AA **Matrix.....:** AIR

Date Sampled...: 10/28/2009 **Date Received..:** 10/30/2009
Prep Date.....: 11/03/2009 **Analysis Date...** 11/04/2009
Prep Batch #.....: 9308040
Dilution Factor.: 1 **Method.....:** TO-15

PARAMETER	RESULTS (ppb(v/v))	REPORTING LIMIT (ppb(v/v))	RESULTS (ug/m3)		REPORTING LIMIT (ug/m3)
Ethylbenzene	ND	0.080	ND		0.35
Methylene chloride	**0.49**	**0.20**	**1.7**	**B**	**0.69**
Naphthalene	ND	0.20	ND		1.0
Benzene	**0.092**	**0.080**	**0.29**		**0.26**
Tetrachloroethene	**0.094**	**0.080**	**0.64**		**0.54**
Toluene	**0.24**	**0.080**	**0.92**		**0.30**
1,2,4-Trichlorobenzene	ND	0.40	ND		3.0
Trichloroethene	**0.82**	**0.040**	**4.4**		**0.21**
Vinyl chloride	ND	0.080	ND		0.20
o-Xylene	**0.059**	**0.080**	**0.26**	**J**	**0.35**
Methyl tert-butyl ether	ND	0.40	ND		1.4
m-Xylene & p-Xylene	**0.061**	**0.080**	**0.26**	**J**	**0.35**
Carbon tetrachloride	**0.091**	**0.080**	**0.57**		**0.50**
Chloroform	**0.083**	**0.080**	**0.41**		**0.39**
Dichlorodifluoromethane	**0.60**	**0.080**	**3.0**		**0.40**
1,1-Dichloroethane	**0.022**	**0.080**	**0.089**	**J**	**0.32**
1,2-Dichloroethane	ND	0.080	ND		0.32
1,1-Dichloroethene	**0.12**	**0.080**	**0.46**		**0.32**
cis-1,2-Dichloroethene	**0.032**	**0.080**	**0.13**	**J**	**0.32**
trans-1,2-Dichloroethene	ND	0.080	ND		0.32

SURROGATE	PERCENT RECOVERY	LABORATORY CONTROL LIMITS (%)
4-Bromofluorobenzene	106	60 - 140

Qualifiers

B	Method blank contamination. The associated method blank contains the target analyte at a reportable level.
J	Estimated result. Result is less than RL.

The 'Result' in ug/m3 is calculated using the following equation: Amount Found(before rounding)*(Molecular Weight/24.45)

The 'Reporting Limit' in ug/m3 is calculated using the following equation: (Reporting Limit(before rounding) * Dilution Factor) * (Molecular Weight/24.45)

Tetra Tech NUS, Inc

Client Sample ID: SV-A-8-7

GC/MS Volatiles

Lot-Sample # H9J310101 - 005 **Work Order #** LNL5W1AA **Matrix.....:** AIR

Date Sampled...: 10/28/2009 **Date Received..:** 10/30/2009
Prep Date.....: 11/04/2009 **Analysis Date...** 11/04/2009
Prep Batch #.....: 9309279
Dilution Factor.: 20 **Method.....:** TO-15

PARAMETER	RESULTS (ppb(v/v))	REPORTING LIMIT (ppb(v/v))	RESULTS (ug/m3)		REPORTING LIMIT (ug/m3)
Ethylbenzene	**43**	**1.6**	**190**		**6.9**
Methylene chloride	**1.9**	**4.0**	**6.5**	**J B**	**14**
Naphthalene	**4.9**	**4.0**	**26**	**B**	**21**
Benzene	ND	1.6	ND		5.1
Tetrachloroethene	ND	1.6	ND		11
Toluene	**45**	**1.6**	**170**		**6.0**
1,2,4-Trichlorobenzene	ND	8.0	ND		59
Trichloroethene	ND	0.80	ND		4.3
Vinyl chloride	ND	1.6	ND		4.1
o-Xylene	**160**	**1.6**	**700**		**6.9**
Methyl tert-butyl ether	ND	8.0	ND		29
m-Xylene & p-Xylene	**230**	**1.6**	**1000**		**6.9**
Carbon tetrachloride	ND	1.6	ND		10
Chloroform	ND	1.6	ND		7.8
Dichlorodifluoromethane	**0.59**	**1.6**	**2.9**	**J**	**7.9**
1,1-Dichloroethane	ND	1.6	ND		6.5
1,2-Dichloroethane	ND	1.6	ND		6.5
1,1-Dichloroethene	ND	1.6	ND		6.3
cis-1,2-Dichloroethene	ND	1.6	ND		6.3
trans-1,2-Dichloroethene	ND	1.6	ND		6.3

SURROGATE	PERCENT RECOVERY	LABORATORY CONTROL LIMITS (%)
4-Bromofluorobenzene	99	60 - 140

Qualifiers

B	Method blank contamination. The associated method blank contains the target analyte at a reportable level.
J	Estimated result. Result is less than RL.

The 'Result' in ug/m3 is calculated using the following equation: Amount Found(before rounding)*(Molecular Weight/24.45)

The 'Reporting Limit' in ug/m3 is calculated using the following equation: (Reporting Limit(before rounding) * Dilution Factor) * (Molecular Weight/24.45)

Tetra Tech NUS, Inc

Client Sample ID: SV-A-6-7

GC/MS Volatiles

Lot-Sample # H9J310101 - 006 **Work Order #** LNL5X1AA **Matrix.....:** AIR

Date Sampled...: 10/28/2009 **Date Received..:** 10/30/2009
Prep Date.....: 11/04/2009 **Analysis Date...** 11/04/2009
Prep Batch #.....: 9309279
Dilution Factor.: 20 **Method.....:** TO-15

PARAMETER	RESULTS (ppb(v/v))	REPORTING LIMIT (ppb(v/v))	RESULTS (ug/m3)		REPORTING LIMIT (ug/m3)
Ethylbenzene	**1.2**	**1.6**	**5.1**	**J**	**6.9**
Methylene chloride	**2.1**	**4.0**	**7.4**	**J B**	**14**
Naphthalene	**0.84**	**4.0**	**4.4**	**J B**	**21**
Benzene	ND	1.6	ND		5.1
Tetrachloroethene	**1.6**	**1.6**	**11**		**11**
Toluene	**6.6**	**1.6**	**25**		**6.0**
1,2,4-Trichlorobenzene	ND	8.0	ND		59
Trichloroethene	**350**	**0.80**	**1900**		**4.3**
Vinyl chloride	ND	1.6	ND		4.1
o-Xylene	**3.2**	**1.6**	**14**		**6.9**
Methyl tert-butyl ether	ND	8.0	ND		29
m-Xylene & p-Xylene	**2.4**	**1.6**	**10**		**6.9**
Carbon tetrachloride	ND	1.6	ND		10
Chloroform	**1.3**	**1.6**	**6.2**	**J**	**7.8**
Dichlorodifluoromethane	**0.61**	**1.6**	**3.0**	**J**	**7.9**
1,1-Dichloroethane	**0.42**	**1.6**	**1.7**	**J**	**6.5**
1,2-Dichloroethane	ND	1.6	ND		6.5
1,1-Dichloroethene	ND	1.6	ND		6.3
cis-1,2-Dichloroethene	**250**	**1.6**	**1000**		**6.3**
trans-1,2-Dichloroethene	**47**	**1.6**	**180**		**6.3**

SURROGATE	PERCENT RECOVERY	LABORATORY CONTROL LIMITS (%)
4-Bromofluorobenzene	101	60 - 140

Qualifiers

B	Method blank contamination. The associated method blank contains the target analyte at a reportable level.
J	Estimated result. Result is less than RL.

The 'Result' in ug/m3 is calculated using the following equation: Amount Found(before rounding)*(Molecular Weight/24.45)

The 'Reporting Limit' in ug/m3 is calculated using the following equation: (Reporting Limit(before rounding) * Dilution Factor) * (Molecular Weight/24.45)

Tetra Tech NUS, Inc

Client Sample ID: SV-C7-7-2

GC/MS Volatiles

Lot-Sample # H9J310101 - 007 **Work Order #** LNL501AA **Matrix.....:** AIR

Date Sampled...: 10/28/2009 **Date Received..:** 10/30/2009
Prep Date.....: 11/04/2009 **Analysis Date...** 11/04/2009
Prep Batch #.....: 9309149
Dilution Factor.: 1 **Method.....:** TO-15

PARAMETER	RESULTS (ppb(v/v))	REPORTING LIMIT (ppb(v/v))	RESULTS (ug/m3)		REPORTING LIMIT (ug/m3)
Ethylbenzene	**0.12**	**0.080**	**0.53**		**0.35**
Methylene chloride	**0.21**	**0.20**	**0.72**	**B**	**0.69**
Naphthalene	ND	0.20	ND		1.0
Benzene	**0.28**	**0.080**	**0.89**		**0.26**
Tetrachloroethene	**0.060**	**0.080**	**0.41**	**J**	**0.54**
Toluene	**0.72**	**0.080**	**2.7**		**0.30**
1,2,4-Trichlorobenzene	ND	0.40	ND		3.0
Trichloroethene	**0.076**	**0.040**	**0.41**		**0.21**
Vinyl chloride	ND	0.080	ND		0.20
o-Xylene	**0.14**	**0.080**	**0.60**		**0.35**
Methyl tert-butyl ether	ND	0.40	ND		1.4
m-Xylene & p-Xylene	**0.38**	**0.080**	**1.6**		**0.35**
Carbon tetrachloride	**0.090**	**0.080**	**0.57**		**0.50**
Chloroform	**0.034**	**0.080**	**0.16**	**J**	**0.39**
Dichlorodifluoromethane	**0.59**	**0.080**	**2.9**		**0.40**
1,1-Dichloroethane	ND	0.080	ND		0.32
1,2-Dichloroethane	**0.058**	**0.080**	**0.24**	**J**	**0.32**
1,1-Dichloroethene	ND	0.080	ND		0.32
cis-1,2-Dichloroethene	ND	0.080	ND		0.32
trans-1,2-Dichloroethene	ND	0.080	ND		0.32

SURROGATE	PERCENT RECOVERY	LABORATORY CONTROL LIMITS (%)
4-Bromofluorobenzene	108	60 - 140

Qualifiers

B	Method blank contamination. The associated method blank contains the target analyte at a reportable level.
J	Estimated result. Result is less than RL.

The 'Result' in ug/m3 is calculated using the following equation: Amount Found(before rounding)*(Molecular Weight/24.45)

The 'Reporting Limit' in ug/m3 is calculated using the following equation: (Reporting Limit(before rounding) * Dilution Factor) * (Molecular Weight/24.45)

Tetra Tech NUS, Inc

Client Sample ID: SV-A-1-7

GC/MS Volatiles

Lot-Sample # H9J310101 - 008 **Work Order #** LNL511AA **Matrix.....:** AIR

Date Sampled...: 10/28/2009 **Date Received..:** 10/30/2009
Prep Date.....: 11/09/2009 **Analysis Date...** 11/09/2009
Prep Batch #.....: 9314050
Dilution Factor.: 1 **Method.....:** TO-15

PARAMETER	RESULTS (ppb(v/v))	REPORTING LIMIT (ppb(v/v))	RESULTS (ug/m3)		REPORTING LIMIT (ug/m3)
Ethylbenzene	**0.036**	**0.080**	**0.16**	**J**	**0.35**
Methylene chloride	**0.20**	**0.20**	**0.70**	**B**	**0.69**
Naphthalene	ND	0.20	ND		1.0
Benzene	**0.20**	**0.080**	**0.64**		**0.26**
Tetrachloroethene	**0.12**	**0.080**	**0.83**		**0.54**
Toluene	**0.48**	**0.080**	**1.8**		**0.30**
1,2,4-Trichlorobenzene	ND	0.40	ND		3.0
Trichloroethene	**3.1**	**0.040**	**17**		**0.21**
Vinyl chloride	ND	0.080	ND		0.20
o-Xylene	ND	0.080	ND		0.35
Methyl tert-butyl ether	ND	0.40	ND		1.4
m-Xylene & p-Xylene	ND	0.080	ND		0.35
Carbon tetrachloride	**0.096**	**0.080**	**0.61**		**0.50**
Chloroform	**0.079**	**0.080**	**0.39**	**J**	**0.39**
Dichlorodifluoromethane	**0.55**	**0.080**	**2.7**		**0.40**
1,1-Dichloroethane	ND	0.080	ND		0.32
1,2-Dichloroethane	ND	0.080	ND		0.32
1,1-Dichloroethene	ND	0.080	ND		0.32
cis-1,2-Dichloroethene	ND	0.080	ND		0.32
trans-1,2-Dichloroethene	ND	0.080	ND		0.32

SURROGATE	PERCENT RECOVERY	LABORATORY CONTROL LIMITS (%)
4-Bromofluorobenzene	106	60 - 140

Qualifiers

B	Method blank contamination. The associated method blank contains the target analyte at a reportable level.
J	Estimated result. Result is less than RL.

The 'Result' in ug/m3 is calculated using the following equation: Amount Found(before rounding)*(Molecular Weight/24.45)

The 'Reporting Limit' in ug/m3 is calculated using the following equation: (Reporting Limit(before rounding) * Dilution Factor) * (Molecular Weight/24.45)

Tetra Tech NUS, Inc

Client Sample ID: SV-A-2-7

GC/MS Volatiles

Lot-Sample # H9J310101 - 009 **Work Order #** LNL521AA **Matrix.....:** AIR

Date Sampled...: 10/28/2009 **Date Received..:** 10/30/2009
Prep Date.....: 11/04/2009 **Analysis Date...** 11/04/2009
Prep Batch #.....: 9309279
Dilution Factor.: 1 **Method.....:** TO-15

PARAMETER	RESULTS (ppb(v/v))	REPORTING LIMIT (ppb(v/v))	RESULTS (ug/m3)		REPORTING LIMIT (ug/m3)
Ethylbenzene	**0.22**	**0.080**	**0.98**		**0.35**
Methylene chloride	**1.2**	**0.20**	**4.2**	**B**	**0.69**
Naphthalene	**0.91**	**0.20**	**4.8**	**B**	**1.0**
Benzene	**0.24**	**0.080**	**0.75**		**0.26**
Tetrachloroethene	**1.1**	**0.080**	**7.8**		**0.54**
Toluene	**8.7**	**0.080**	**33**		**0.30**
1,2,4-Trichlorobenzene	ND	0.40	ND		3.0
Trichloroethene	**0.085**	**0.040**	**0.46**		**0.21**
Vinyl chloride	**0.25**	**0.080**	**0.63**		**0.20**
o-Xylene	**0.60**	**0.080**	**2.6**		**0.35**
Methyl tert-butyl ether	ND	0.40	ND		1.4
m-Xylene & p-Xylene	**0.76**	**0.080**	**3.3**		**0.35**
Carbon tetrachloride	**0.80**	**0.080**	**5.0**		**0.50**
Chloroform	**0.71**	**0.080**	**3.4**		**0.39**
Dichlorodifluoromethane	**0.50**	**0.080**	**2.5**		**0.40**
1,1-Dichloroethane	**0.080**	**0.080**	**0.32**		**0.32**
1,2-Dichloroethane	**0.082**	**0.080**	**0.33**		**0.32**
1,1-Dichloroethene	**0.099**	**0.080**	**0.39**		**0.32**
cis-1,2-Dichloroethene	ND	0.080	ND		0.32
trans-1,2-Dichloroethene	ND	0.080	ND		0.32

SURROGATE	PERCENT RECOVERY	LABORATORY CONTROL LIMITS (%)
4-Bromofluorobenzene	99	60 - 140

Qualifiers

B Method blank contamination. The associated method blank contains the target analyte at a reportable level.

The 'Result' in ug/m3 is calculated using the following equation: Amount Found(before rounding)*(Molecular Weight/24.45)

The 'Reporting Limit' in ug/m3 is calculated using the following equation: (Reporting Limit(before rounding) * Dilution Factor) * (Molecular Weight/24.45)

Tetra Tech NUS, Inc

Client Sample ID: SV-A-3-7

GC/MS Volatiles

Lot-Sample # H9J310101 - 010 **Work Order #** LNL531AA **Matrix.....:** AIR

Date Sampled...: 10/28/2009 **Date Received..:** 10/30/2009
Prep Date.....: 11/04/2009 **Analysis Date...** 11/04/2009
Prep Batch #.....: 9309279
Dilution Factor.: 1 **Method.....:** TO-15

PARAMETER	RESULTS (ppb(v/v))	REPORTING LIMIT (ppb(v/v))	RESULTS (ug/m3)		REPORTING LIMIT (ug/m3)
Ethylbenzene	**0.32**	**0.080**	**1.4**		**0.35**
Methylene chloride	**0.26**	**0.20**	**0.89**	**B**	**0.69**
Naphthalene	**0.29**	**0.20**	**1.5**	**B**	**1.0**
Benzene	**0.20**	**0.080**	**0.65**		**0.26**
Tetrachloroethene	**0.016**	**0.080**	**0.11**	**J**	**0.54**
Toluene	**20**	**0.080**	**76**		**0.30**
1,2,4-Trichlorobenzene	ND	0.40	ND		3.0
Trichloroethene	**0.048**	**0.040**	**0.26**		**0.21**
Vinyl chloride	ND	0.080	ND		0.20
o-Xylene	**0.35**	**0.080**	**1.5**		**0.35**
Methyl tert-butyl ether	ND	0.40	ND		1.4
m-Xylene & p-Xylene	**1.1**	**0.080**	**4.6**		**0.35**
Carbon tetrachloride	**0.086**	**0.080**	**0.54**		**0.50**
Chloroform	**0.036**	**0.080**	**0.18**	**J**	**0.39**
Dichlorodifluoromethane	**0.49**	**0.080**	**2.4**		**0.40**
1,1-Dichloroethane	ND	0.080	ND		0.32
1,2-Dichloroethane	ND	0.080	ND		0.32
1,1-Dichloroethene	ND	0.080	ND		0.32
cis-1,2-Dichloroethene	ND	0.080	ND		0.32
trans-1,2-Dichloroethene	ND	0.080	ND		0.32

SURROGATE	PERCENT RECOVERY	LABORATORY CONTROL LIMITS (%)
4-Bromofluorobenzene	98	60 - 140

Qualifiers

B	Method blank contamination. The associated method blank contains the target analyte at a reportable level.
J	Estimated result. Result is less than RL.

The 'Result' in ug/m3 is calculated using the following equation: Amount Found(before rounding)*(Molecular Weight/24.45)

The 'Reporting Limit' in ug/m3 is calculated using the following equation: (Reporting Limit(before rounding) * Dilution Factor) * (Molecular Weight/24.45)

Tetra Tech NUS, Inc

Client Sample ID: SV-A-5-7

GC/MS Volatiles

Lot-Sample # H9J310101 - 011 **Work Order #** LNL541AA **Matrix.....:** AIR

Date Sampled...: 10/28/2009 **Date Received..:** 10/30/2009
Prep Date.....: 11/04/2009 **Analysis Date...** 11/04/2009
Prep Batch #.....: 9309279
Dilution Factor.: 2 **Method.....:** TO-15

PARAMETER	RESULTS (ppb(v/v))	REPORTING LIMIT (ppb(v/v))	RESULTS (ug/m3)		REPORTING LIMIT (ug/m3)
Ethylbenzene	**1.1**	**0.16**	**4.9**		**0.69**
Methylene chloride	**0.53**	**0.40**	**1.8**	**B**	**1.4**
Naphthalene	**0.088**	**0.40**	**0.46**	**J B**	**2.1**
Benzene	**0.22**	**0.16**	**0.69**		**0.51**
Tetrachloroethene	**0.068**	**0.16**	**0.46**	**J**	**1.1**
Toluene	**52**	**0.16**	**200**	**E**	**0.60**
1,2,4-Trichlorobenzene	ND	0.80	ND		5.9
Trichloroethene	**0.58**	**0.080**	**3.1**		**0.43**
Vinyl chloride	ND	0.16	ND		0.41
o-Xylene	**0.84**	**0.16**	**3.6**		**0.69**
Methyl tert-butyl ether	ND	0.80	ND		2.9
m-Xylene & p-Xylene	**3.3**	**0.16**	**14**		**0.69**
Carbon tetrachloride	**0.086**	**0.16**	**0.54**	**J**	**1.0**
Chloroform	**0.088**	**0.16**	**0.43**	**J**	**0.78**
Dichlorodifluoromethane	**0.52**	**0.16**	**2.6**		**0.79**
1,1-Dichloroethane	ND	0.16	ND		0.65
1,2-Dichloroethane	ND	0.16	ND		0.65
1,1-Dichloroethene	ND	0.16	ND		0.63
cis-1,2-Dichloroethene	ND	0.16	ND		0.63
trans-1,2-Dichloroethene	ND	0.16	ND		0.63

SURROGATE	PERCENT RECOVERY	LABORATORY CONTROL LIMITS (%)
4-Bromofluorobenzene	97	60 - 140

Qualifiers

B	Method blank contamination. The associated method blank contains the target analyte at a reportable level.
E	Estimated result. Result concentration exceeds the calibration range.
J	Estimated result. Result is less than RL.

The 'Result' in ug/m3 is calculated using the following equation: Amount Found(before rounding)*(Molecular Weight/24.45)

The 'Reporting Limit' in ug/m3 is calculated using the following equation: (Reporting Limit(before rounding) * Dilution Factor) * (Molecular Weight/24.45)

Tetra Tech NUS, Inc

Client Sample ID: SV-A-5-7

GC/MS Volatiles

Lot-Sample # H9J310101 - 011 **Work Order #** LNL542AA **Matrix.....:** AIR

Date Sampled...: 10/28/2009 **Date Received..:** 10/30/2009
Prep Date.....: 11/06/2009 **Analysis Date...** 11/06/2009
Prep Batch #.....: 9313093
Dilution Factor.: 10 **Method.....:** TO-15

PARAMETER	RESULTS (ppb(v/v))	REPORTING LIMIT (ppb(v/v))	RESULTS (ug/m3)		REPORTING LIMIT (ug/m3)
Toluene	**57**	**0.80**	**210**	**D**	**3.0**

SURROGATE	PERCENT RECOVERY	LABORATORY CONTROL LIMITS (%)
4-Bromofluorobenzene	101	60 - 140

Qualifiers

D Result was obtained from the analysis of a dilution.

The 'Result' in ug/m3 is calculated using the following equation: Amount Found(before rounding)*(Molecular Weight/24.45)

The 'Reporting Limit' in ug/m3 is calculated using the following equation: (Reporting Limit(before rounding) * Dilution Factor) * (Molecular Weight/24.45)

Tetra Tech NUS, Inc

Client Sample ID: SV-A-4-7

GC/MS Volatiles

Lot-Sample # H9J310101 - 012 **Work Order #** LNL551AA **Matrix.....:** AIR

Date Sampled...: 10/28/2009 **Date Received..:** 10/30/2009
Prep Date.....: 11/04/2009 **Analysis Date...** 11/04/2009
Prep Batch #.....: 9309279
Dilution Factor.: 1 **Method.....:** TO-15

PARAMETER	RESULTS (ppb(v/v))	REPORTING LIMIT (ppb(v/v))	RESULTS (ug/m3)		REPORTING LIMIT (ug/m3)
Ethylbenzene	**0.44**	**0.080**	**1.9**		**0.35**
Methylene chloride	**1.7**	**0.20**	**5.9**	**B**	**0.69**
Naphthalene	**0.13**	**0.20**	**0.67**	**J B**	**1.0**
Benzene	**0.13**	**0.080**	**0.42**		**0.26**
Tetrachloroethene	**0.045**	**0.080**	**0.30**	**J**	**0.54**
Toluene	**29**	**0.080**	**110**	**E**	**0.30**
1,2,4-Trichlorobenzene	ND	0.40	ND		3.0
Trichloroethene	**0.79**	**0.040**	**4.2**		**0.21**
Vinyl chloride	ND	0.080	ND		0.20
o-Xylene	**0.51**	**0.080**	**2.2**		**0.35**
Methyl tert-butyl ether	ND	0.40	ND		1.4
m-Xylene & p-Xylene	**1.4**	**0.080**	**6.1**		**0.35**
Carbon tetrachloride	**0.088**	**0.080**	**0.55**		**0.50**
Chloroform	**2.1**	**0.080**	**10**		**0.39**
Dichlorodifluoromethane	**0.50**	**0.080**	**2.5**		**0.40**
1,1-Dichloroethane	**0.048**	**0.080**	**0.19**	**J**	**0.32**
1,2-Dichloroethane	ND	0.080	ND		0.32
1,1-Dichloroethene	**0.13**	**0.080**	**0.51**		**0.32**
cis-1,2-Dichloroethene	**0.047**	**0.080**	**0.19**	**J**	**0.32**
trans-1,2-Dichloroethene	ND	0.080	ND		0.32

SURROGATE	PERCENT RECOVERY	LABORATORY CONTROL LIMITS (%)
4-Bromofluorobenzene	98	60 - 140

Qualifiers

B	Method blank contamination. The associated method blank contains the target analyte at a reportable level.
E	Estimated result. Result concentration exceeds the calibration range.
J	Estimated result. Result is less than RL.

The 'Result' in ug/m3 is calculated using the following equation: Amount Found(before rounding)*(Molecular Weight/24.45)

The 'Reporting Limit' in ug/m3 is calculated using the following equation: (Reporting Limit(before rounding) * Dilution Factor) * (Molecular Weight/24.45)

Tetra Tech NUS, Inc

Client Sample ID: SV-A-4-7

GC/MS Volatiles

Lot-Sample # H9J310101 - 012 **Work Order #** LNL552AA **Matrix.....:** AIR

Date Sampled...: 10/28/2009 **Date Received..:** 10/30/2009
Prep Date.....: 11/06/2009 **Analysis Date...** 11/06/2009
Prep Batch #.....: 9313093
Dilution Factor.: 5 **Method.....:** TO-15

PARAMETER	RESULTS (ppb(v/v))	REPORTING LIMIT (ppb(v/v))	RESULTS (ug/m3)		REPORTING LIMIT (ug/m3)
Toluene	**32**	**0.40**	**120**	**D**	**1.5**

SURROGATE	PERCENT RECOVERY	LABORATORY CONTROL LIMITS (%)
4-Bromofluorobenzene	100	60 - 140

Qualifiers

D Result was obtained from the analysis of a dilution.

The 'Result' in ug/m3 is calculated using the following equation: Amount Found(before rounding)*(Molecular Weight/24.45)

The 'Reporting Limit' in ug/m3 is calculated using the following equation: (Reporting Limit(before rounding) * Dilution Factor) * (Molecular Weight/24.45)

Tetra Tech NUS, Inc

Client Sample ID: ISG-12-C-7

GC/MS Volatiles

Lot-Sample # H9J310101 - 013 **Work Order #** LNL561AA **Matrix.....:** AIR

Date Sampled...: 10/27/2009 **Date Received..:** 10/30/2009
Prep Date.....: 11/04/2009 **Analysis Date...** 11/04/2009
Prep Batch #.....: 9309279
Dilution Factor.: 1 **Method.....:** TO-15

PARAMETER	RESULTS (ppb(v/v))	REPORTING LIMIT (ppb(v/v))	RESULTS (ug/m3)		REPORTING LIMIT (ug/m3)
Ethylbenzene	**0.34**	**0.080**	**1.5**		**0.35**
Methylene chloride	**0.20**	**0.20**	**0.68**	**B**	**0.69**
Naphthalene	**12**	**0.20**	**62**	**B**	**1.0**
Benzene	**0.11**	**0.080**	**0.34**		**0.26**
Tetrachloroethene	**0.78**	**0.080**	**5.3**		**0.54**
Toluene	**7.2**	**0.080**	**27**		**0.30**
1,2,4-Trichlorobenzene	ND	0.40	ND		3.0
Trichloroethene	**0.69**	**0.040**	**3.7**		**0.21**
Vinyl chloride	ND	0.080	ND		0.20
o-Xylene	**1.2**	**0.080**	**5.0**		**0.35**
Methyl tert-butyl ether	ND	0.40	ND		1.4
m-Xylene & p-Xylene	**1.7**	**0.080**	**7.4**		**0.35**
Carbon tetrachloride	**0.12**	**0.080**	**0.77**		**0.50**
Chloroform	**0.056**	**0.080**	**0.27**	**J**	**0.39**
Dichlorodifluoromethane	**0.96**	**0.080**	**4.8**		**0.40**
1,1-Dichloroethane	ND	0.080	ND		0.32
1,2-Dichloroethane	ND	0.080	ND		0.32
1,1-Dichloroethene	ND	0.080	ND		0.32
cis-1,2-Dichloroethene	ND	0.080	ND		0.32
trans-1,2-Dichloroethene	ND	0.080	ND		0.32

SURROGATE	PERCENT RECOVERY	LABORATORY CONTROL LIMITS (%)
4-Bromofluorobenzene	98	60 - 140

Qualifiers

B	Method blank contamination. The associated method blank contains the target analyte at a reportable level.
J	Estimated result. Result is less than RL.

The 'Result' in ug/m3 is calculated using the following equation: Amount Found(before rounding)*(Molecular Weight/24.45)

The 'Reporting Limit' in ug/m3 is calculated using the following equation: (Reporting Limit(before rounding) * Dilution Factor) * (Molecular Weight/24.45)

Tetra Tech NUS, Inc

Client Sample ID: SV-C7-7

GC/MS Volatiles

Lot-Sample # H9J310101 - 014 **Work Order #** LNL571AA **Matrix.....:** AIR

Date Sampled...: 10/27/2009 **Date Received..:** 10/30/2009
Prep Date.....: 11/04/2009 **Analysis Date...** 11/05/2009
Prep Batch #.....: 9309279
Dilution Factor.: 1 **Method.....:** TO-15

PARAMETER	RESULTS (ppb(v/v))	REPORTING LIMIT (ppb(v/v))	RESULTS (ug/m3)		REPORTING LIMIT (ug/m3)
Ethylbenzene	**0.047**	**0.080**	**0.21**	**J**	**0.35**
Methylene chloride	**0.23**	**0.20**	**0.80**	**B**	**0.69**
Naphthalene	**0.11**	**0.20**	**0.60**	**J B**	**1.0**
Benzene	**0.16**	**0.080**	**0.52**		**0.26**
Tetrachloroethene	**0.037**	**0.080**	**0.25**	**J**	**0.54**
Toluene	**0.32**	**0.080**	**1.2**		**0.30**
1,2,4-Trichlorobenzene	ND	0.40	ND		3.0
Trichloroethene	**0.023**	**0.040**	**0.12**	**J**	**0.21**
Vinyl chloride	ND	0.080	ND		0.20
o-Xylene	**0.049**	**0.080**	**0.21**	**J**	**0.35**
Methyl tert-butyl ether	ND	0.40	ND		1.4
m-Xylene & p-Xylene	**0.15**	**0.080**	**0.64**		**0.35**
Carbon tetrachloride	**0.085**	**0.080**	**0.53**		**0.50**
Chloroform	**0.018**	**0.080**	**0.087**	**J**	**0.39**
Dichlorodifluoromethane	**0.52**	**0.080**	**2.5**		**0.40**
1,1-Dichloroethane	ND	0.080	ND		0.32
1,2-Dichloroethane	ND	0.080	ND		0.32
1,1-Dichloroethene	ND	0.080	ND		0.32
cis-1,2-Dichloroethene	ND	0.080	ND		0.32
trans-1,2-Dichloroethene	ND	0.080	ND		0.32

SURROGATE	PERCENT RECOVERY	LABORATORY CONTROL LIMITS (%)
4-Bromofluorobenzene	98	60 - 140

Qualifiers

B	Method blank contamination. The associated method blank contains the target analyte at a reportable level.
J	Estimated result. Result is less than RL.

The 'Result' in ug/m3 is calculated using the following equation: Amount Found(before rounding)*(Molecular Weight/24.45)

The 'Reporting Limit' in ug/m3 is calculated using the following equation: (Reporting Limit(before rounding) * Dilution Factor) * (Molecular Weight/24.45)

Tetra Tech NUS, Inc

Client Sample ID: ISG-13-C-7

GC/MS Volatiles

Lot-Sample # H9J310101 - 015 **Work Order #** LNL581AA **Matrix.....:** AIR

Date Sampled...: 10/27/2009 **Date Received..:** 10/30/2009
Prep Date.....: 11/04/2009 **Analysis Date...** 11/05/2009
Prep Batch #.....: 9309279
Dilution Factor.: 2 **Method.....:** TO-15

PARAMETER	RESULTS (ppb(v/v))	REPORTING LIMIT (ppb(v/v))	RESULTS (ug/m3)		REPORTING LIMIT (ug/m3)
Ethylbenzene	**3.1**	**0.16**	**13**		**0.69**
Methylene chloride	**0.24**	**0.40**	**0.85**	**J B**	**1.4**
Naphthalene	**2.8**	**0.40**	**15**	**B**	**2.1**
Benzene	**0.40**	**0.16**	**1.3**		**0.51**
Tetrachloroethene	**0.058**	**0.16**	**0.39**	**J**	**1.1**
Toluene	**31**	**0.16**	**120**		**0.60**
1,2,4-Trichlorobenzene	ND	0.80	ND		5.9
Trichloroethene	**0.034**	**0.080**	**0.18**	**J**	**0.43**
Vinyl chloride	ND	0.16	ND		0.41
o-Xylene	**8.4**	**0.16**	**36**		**0.69**
Methyl tert-butyl ether	ND	0.80	ND		2.9
m-Xylene & p-Xylene	**14**	**0.16**	**62**		**0.69**
Carbon tetrachloride	**0.081**	**0.16**	**0.51**	**J**	**1.0**
Chloroform	ND	0.16	ND		0.78
Dichlorodifluoromethane	**0.52**	**0.16**	**2.6**		**0.79**
1,1-Dichloroethane	ND	0.16	ND		0.65
1,2-Dichloroethane	ND	0.16	ND		0.65
1,1-Dichloroethene	ND	0.16	ND		0.63
cis-1,2-Dichloroethene	ND	0.16	ND		0.63
trans-1,2-Dichloroethene	ND	0.16	ND		0.63

SURROGATE	PERCENT RECOVERY	LABORATORY CONTROL LIMITS (%)
4-Bromofluorobenzene	97	60 - 140

Qualifiers

B	Method blank contamination. The associated method blank contains the target analyte at a reportable level.
J	Estimated result. Result is less than RL.

The 'Result' in ug/m3 is calculated using the following equation: Amount Found(before rounding)*(Molecular Weight/24.45)

The 'Reporting Limit' in ug/m3 is calculated using the following equation: (Reporting Limit(before rounding) * Dilution Factor) * (Molecular Weight/24.45)

Tetra Tech NUS, Inc

Client Sample ID: SV-C1-7

GC/MS Volatiles

Lot-Sample # H9J310101 - 016 **Work Order #** LNL591AA **Matrix.....:** AIR

Date Sampled...: 10/27/2009 **Date Received..:** 10/30/2009
Prep Date.....: 11/04/2009 **Analysis Date...** 11/05/2009
Prep Batch #.....: 9309279
Dilution Factor.: 1 **Method.....:** TO-15

PARAMETER	RESULTS (ppb(v/v))	REPORTING LIMIT (ppb(v/v))	RESULTS (ug/m3)		REPORTING LIMIT (ug/m3)
Ethylbenzene	**0.52**	**0.080**	**2.3**		**0.35**
Methylene chloride	**0.42**	**0.20**	**1.5**	**B**	**0.69**
Naphthalene	**0.42**	**0.20**	**2.2**	**B**	**1.0**
Benzene	**0.21**	**0.080**	**0.67**		**0.26**
Tetrachloroethene	**0.20**	**0.080**	**1.4**		**0.54**
Toluene	**0.94**	**0.080**	**3.5**		**0.30**
1,2,4-Trichlorobenzene	ND	0.40	ND		3.0
Trichloroethene	**0.032**	**0.040**	**0.17**	**J**	**0.21**
Vinyl chloride	ND	0.080	ND		0.20
o-Xylene	**1.3**	**0.080**	**5.9**		**0.35**
Methyl tert-butyl ether	ND	0.40	ND		1.4
m-Xylene & p-Xylene	**1.6**	**0.080**	**7.2**		**0.35**
Carbon tetrachloride	**0.11**	**0.080**	**0.67**		**0.50**
Chloroform	**0.21**	**0.080**	**1.0**		**0.39**
Dichlorodifluoromethane	**0.60**	**0.080**	**3.0**		**0.40**
1,1-Dichloroethane	ND	0.080	ND		0.32
1,2-Dichloroethane	ND	0.080	ND		0.32
1,1-Dichloroethene	ND	0.080	ND		0.32
cis-1,2-Dichloroethene	ND	0.080	ND		0.32
trans-1,2-Dichloroethene	ND	0.080	ND		0.32

SURROGATE	PERCENT RECOVERY	LABORATORY CONTROL LIMITS (%)
4-Bromofluorobenzene	99	60 - 140

Qualifiers

B	Method blank contamination. The associated method blank contains the target analyte at a reportable level.
J	Estimated result. Result is less than RL.

The 'Result' in ug/m3 is calculated using the following equation: Amount Found(before rounding)*(Molecular Weight/24.45)

The 'Reporting Limit' in ug/m3 is calculated using the following equation: (Reporting Limit(before rounding) * Dilution Factor) * (Molecular Weight/24.45)

Tetra Tech NUS, Inc

Client Sample ID: ISG-11-C-7

GC/MS Volatiles

Lot-Sample # H9J310101 - 017 **Work Order #** LNL6A1AA **Matrix.....:** AIR

Date Sampled...: 10/27/2009 **Date Received..:** 10/30/2009
Prep Date.....: 11/04/2009 **Analysis Date...** 11/05/2009
Prep Batch #.....: 9309279
Dilution Factor.: 2 **Method.....:** TO-15

PARAMETER	RESULTS (ppb(v/v))	REPORTING LIMIT (ppb(v/v))	RESULTS (ug/m3)		REPORTING LIMIT (ug/m3)
Ethylbenzene	**0.84**	**0.16**	**3.6**		**0.69**
Methylene chloride	**0.57**	**0.40**	**2.0**	**B**	**1.4**
Naphthalene	**0.87**	**0.40**	**4.6**	**B**	**2.1**
Benzene	**0.14**	**0.16**	**0.44**	**J**	**0.51**
Tetrachloroethene	**22**	**0.16**	**150**		**1.1**
Toluene	**29**	**0.16**	**110**		**0.60**
1,2,4-Trichlorobenzene	ND	0.80	ND		5.9
Trichloroethene	**0.87**	**0.080**	**4.7**		**0.43**
Vinyl chloride	ND	0.16	ND		0.41
o-Xylene	**2.2**	**0.16**	**9.5**		**0.69**
Methyl tert-butyl ether	ND	0.80	ND		2.9
m-Xylene & p-Xylene	**4.0**	**0.16**	**17**		**0.69**
Carbon tetrachloride	**0.55**	**0.16**	**3.4**		**1.0**
Chloroform	**0.38**	**0.16**	**1.8**		**0.78**
Dichlorodifluoromethane	**18**	**0.16**	**89**		**0.79**
1,1-Dichloroethane	**0.12**	**0.16**	**0.50**	**J**	**0.65**
1,2-Dichloroethane	ND	0.16	ND		0.65
1,1-Dichloroethene	ND	0.16	ND		0.63
cis-1,2-Dichloroethene	ND	0.16	ND		0.63
trans-1,2-Dichloroethene	ND	0.16	ND		0.63

SURROGATE	PERCENT RECOVERY	LABORATORY CONTROL LIMITS (%)
4-Bromofluorobenzene	103	60 - 140

Qualifiers

B	Method blank contamination. The associated method blank contains the target analyte at a reportable level.
J	Estimated result. Result is less than RL.

The 'Result' in ug/m3 is calculated using the following equation: Amount Found(before rounding)*(Molecular Weight/24.45)

The 'Reporting Limit' in ug/m3 is calculated using the following equation: (Reporting Limit(before rounding) * Dilution Factor) * (Molecular Weight/24.45)

Tetra Tech NUS, Inc

Client Sample ID: ISG-14-C-7

GC/MS Volatiles

Lot-Sample # H9J310101 - 018 **Work Order #** LNL6C1AA **Matrix.....:** AIR

Date Sampled...: 10/27/2009 **Date Received..:** 10/30/2009
Prep Date.....: 11/09/2009 **Analysis Date...** 11/09/2009
Prep Batch #.....: 9314050
Dilution Factor.: 149.55 **Method.....:** TO-15

PARAMETER	RESULTS (ppb(v/v))	REPORTING LIMIT (ppb(v/v))	RESULTS (ug/m3)		REPORTING LIMIT (ug/m3)
Ethylbenzene	**14**	**12**	**62**		**52**
Methylene chloride	**5.6**	**30**	**19**	**J B**	**100**
Naphthalene	**140**	**30**	**750**		**160**
Benzene	ND	12	ND		38
Tetrachloroethene	ND	12	ND		81
Toluene	**1700**	**12**	**6500**		**45**
1,2,4-Trichlorobenzene	ND	60	ND		440
Trichloroethene	ND	6.0	ND		32
Vinyl chloride	ND	12	ND		31
o-Xylene	**35**	**12**	**150**		**52**
Methyl tert-butyl ether	ND	60	ND		220
m-Xylene & p-Xylene	**63**	**12**	**270**		**52**
Carbon tetrachloride	ND	12	ND		75
Chloroform	ND	12	ND		58
Dichlorodifluoromethane	ND	12	ND		59
1,1-Dichloroethane	ND	12	ND		48
1,2-Dichloroethane	ND	12	ND		48
1,1-Dichloroethene	ND	12	ND		47
cis-1,2-Dichloroethene	ND	12	ND		47
trans-1,2-Dichloroethene	ND	12	ND		47

SURROGATE	PERCENT RECOVERY	LABORATORY CONTROL LIMITS (%)
4-Bromofluorobenzene	103	60 - 140

Qualifiers

B	Method blank contamination. The associated method blank contains the target analyte at a reportable level.
J	Estimated result. Result is less than RL.

The 'Result' in ug/m3 is calculated using the following equation: Amount Found(before rounding)*(Molecular Weight/24.45)

The 'Reporting Limit' in ug/m3 is calculated using the following equation: (Reporting Limit(before rounding) * Dilution Factor) * (Molecular Weight/24.45)

Tetra Tech NUS, Inc

Client Sample ID: INTRA-LAB BLANK

GC/MS Volatiles

Lot-Sample # H9K040000 - 040B **Work Order #** LNRLA1AA **Matrix.....:** AIR

	10/28/2009	**Date Received..:**	10/30/2009
Prep Date.....:	11/03/2009	**Analysis Date...**	11/03/2009
Prep Batch #.....:	9308040		
Dilution Factor.:	1	**Method.....:**	TO-15

PARAMETER	RESULTS (ppb(v/v))	REPORTING LIMIT (ppb(v/v))	RESULTS (ug/m3)		REPORTING LIMIT (ug/m3)
Ethylbenzene	ND	0.080	ND		0.35
Methylene chloride	**0.050**	**0.20**	**0.17**	**J**	**0.69**
Naphthalene	ND	0.20	ND		1.0
Benzene	ND	0.080	ND		0.26
Tetrachloroethene	ND	0.080	ND		0.54
Toluene	ND	0.080	ND		0.30
1,2,4-Trichlorobenzene	ND	0.40	ND		3.0
Trichloroethene	ND	0.040	ND		0.21
Vinyl chloride	ND	0.080	ND		0.20
o-Xylene	ND	0.080	ND		0.35
Methyl tert-butyl ether	ND	0.40	ND		1.4
m-Xylene & p-Xylene	ND	0.080	ND		0.35
Carbon tetrachloride	ND	0.080	ND		0.50
Chloroform	ND	0.080	ND		0.39
Dichlorodifluoromethane	ND	0.080	ND		0.40
1,1-Dichloroethane	ND	0.080	ND		0.32
1,2-Dichloroethane	ND	0.080	ND		0.32
1,1-Dichloroethene	ND	0.080	ND		0.32
cis-1,2-Dichloroethene	ND	0.080	ND		0.32
trans-1,2-Dichloroethene	ND	0.080	ND		0.32

SURROGATE	PERCENT RECOVERY	LABORATORY CONTROL LIMITS (%)
4-Bromofluorobenzene	100	60 - 140

Qualifiers

J Estimated result. Result is less than RL.

The 'Result' in ug/m3 is calculated using the following equation: Amount Found(before rounding)*(Molecular Weight/24.45)

The 'Reporting Limit' in ug/m3 is calculated using the following equation: (Reporting Limit(before rounding) * Dilution Factor) * (Molecular Weight/24.45)

Tetra Tech NUS, Inc

Client Sample ID: CHECK SAMPLE

GC/MS Volatiles

Lot-Sample # H9K040000 - 040C **Work Order #** LNRLA1AC **Matrix.....:** AIR

	10/28/2009	**Date Received..:**	10/30/2009
Prep Date.....:	11/03/2009	**Analysis Date...**	11/03/2009
Prep Batch #.....:	9308040		
Dilution Factor.:	1	**Method.....:**	TO-15

PARAMETER	SPIKE AMOUNT (ppb(v/v))	MEASURED AMOUNT (ppb(v/v))	SPIKE AMOUNT (ug/m3)	MEASURED AMOUNT (ug/m3)	PERCENT RECOVERY	RECOVERY LIMITS
Ethylbenzene	2.50	2.06	11	8.9	82	70 - 130
Methylene chloride	2.50	1.98	8.7	6.9	79	70 - 130
Naphthalene	2.50	2.64	13	14	106	60 - 140
Benzene	2.50	1.97	8.0	6.3	79	70 - 130
Tetrachloroethene	2.50	1.94	17	13	78	70 - 130
Toluene	2.50	2.07	9.4	7.8	83	70 - 130
1,2,4-Trichlorobenzene	2.50	2.60	19	19	104	60 - 140
Trichloroethene	2.50	1.78	13	9.5	71	70 - 130
Vinyl chloride	2.50	2.70	6.4	6.9	108	70 - 130
o-Xylene	2.50	2.09	11	9.1	84	70 - 130
Methyl tert-butyl ether	2.50	2.50	9.0	9.0	100	60 - 140
m-Xylene & p-Xylene	5.00	4.21	22	18	84	70 - 130
Carbon tetrachloride	2.50	2.05	16	13	82	70 - 130
Chloroform	2.50	2.19	12	11	88	70 - 130
Dichlorodifluoromethane	2.50	2.94	12	15	118	60 - 140
1,1-Dichloroethane	2.50	2.14	10	8.7	86	70 - 130
1,2-Dichloroethane	2.50	2.26	10	9.2	90	70 - 130
1,1-Dichloroethene	2.50	2.36	9.9	9.4	95	70 - 130
cis-1,2-Dichloroethene	2.50	1.96	9.9	7.8	78	70 - 130
trans-1,2-Dichloroethene	2.50	2.18	9.9	8.7	87	70 - 130

SURROGATE	PERCENT RECOVERY	LABORATORY CONTROL LIMITS (%)
4-Bromofluorobenzene	105	60 - 140

The 'Result' in ug/m3 is calculated using the following equation: Amount Found(before rounding)*(Molecular Weight/24.45)

The 'Reporting Limit' in ug/m3 is calculated using the following equation: (Reporting Limit(before rounding) * Dilution Factor) * (Molecular Weight/24.45)

Tetra Tech NUS, Inc

Client Sample ID: INTRA-LAB BLANK

GC/MS Volatiles

Lot-Sample # H9K050000 - 149B **Work Order #** LNWER1AA **Matrix.....:** AIR

	10/28/2009	**Date Received..:**	10/30/2009
Prep Date.....:	11/04/2009	**Analysis Date...**	11/04/2009
Prep Batch #.....:	9309149		
Dilution Factor.:	1	**Method.....:**	TO-15

PARAMETER	RESULTS (ppb(v/v))	REPORTING LIMIT (ppb(v/v))	RESULTS (ug/m3)		REPORTING LIMIT (ug/m3)
Ethylbenzene	ND	0.080	ND		0.35
Methylene chloride	**0.038**	**0.20**	**0.13**	**J**	**0.69**
Naphthalene	ND	0.20	ND		1.0
Benzene	ND	0.080	ND		0.26
Tetrachloroethene	ND	0.080	ND		0.54
Toluene	ND	0.080	ND		0.30
1,2,4-Trichlorobenzene	ND	0.40	ND		3.0
Trichloroethene	ND	0.040	ND		0.21
Vinyl chloride	ND	0.080	ND		0.20
o-Xylene	ND	0.080	ND		0.35
Methyl tert-butyl ether	ND	0.40	ND		1.4
m-Xylene & p-Xylene	ND	0.080	ND		0.35
Carbon tetrachloride	ND	0.080	ND		0.50
Chloroform	ND	0.080	ND		0.39
Dichlorodifluoromethane	ND	0.080	ND		0.40
1,1-Dichloroethane	ND	0.080	ND		0.32
1,2-Dichloroethane	ND	0.080	ND		0.32
1,1-Dichloroethene	ND	0.080	ND		0.32
cis-1,2-Dichloroethene	ND	0.080	ND		0.32
trans-1,2-Dichloroethene	ND	0.080	ND		0.32

SURROGATE	PERCENT RECOVERY	LABORATORY CONTROL LIMITS (%)
4-Bromofluorobenzene	101	60 - 140

Qualifiers

J Estimated result. Result is less than RL.

The 'Result' in ug/m3 is calculated using the following equation: Amount Found(before rounding)*(Molecular Weight/24.45)

The 'Reporting Limit' in ug/m3 is calculated using the following equation: (Reporting Limit(before rounding) * Dilution Factor) * (Molecular Weight/24.45)

Tetra Tech NUS, Inc

Client Sample ID: CHECK SAMPLE

GC/MS Volatiles

Lot-Sample # H9K050000 - 149C **Work Order #** LNWER1AC **Matrix.....:** AIR

	10/28/2009	**Date Received..:**	10/30/2009
Prep Date.....:	11/04/2009	**Analysis Date...**	11/04/2009
Prep Batch #.....:	9309149		
Dilution Factor.:	1	**Method.....:**	TO-15

PARAMETER	SPIKE AMOUNT (ppb(v/v))	MEASURED AMOUNT (ppb(v/v))	SPIKE AMOUNT (ug/m3)	MEASURED AMOUNT (ug/m3)	PERCENT RECOVERY	RECOVERY LIMITS
Ethylbenzene	2.50	1.83	11	8.0	73	70 - 130
Methylene chloride	2.50	2.19	8.7	7.6	87	70 - 130
Naphthalene	2.50	2.06	13	11	83	60 - 140
Benzene	2.50	2.28	8.0	7.3	91	70 - 130
Tetrachloroethene	2.50	1.90	17	13	76	70 - 130
Toluene	2.50	1.78	9.4	6.7	71	70 - 130
1,2,4-Trichlorobenzene	2.50	2.07	19	15	83	60 - 140
Trichloroethene	2.50	2.12	13	11	85	70 - 130
Vinyl chloride	2.50	2.59	6.4	6.6	104	70 - 130
o-Xylene	2.50	1.82	11	7.9	73	70 - 130
Methyl tert-butyl ether	2.50	2.32	9.0	8.4	93	60 - 140
m-Xylene & p-Xylene	5.00	3.73	22	16	75	70 - 130
Carbon tetrachloride	2.50	2.25	16	14	90	70 - 130
Chloroform	2.50	2.60	12	13	104	70 - 130
Dichlorodifluoromethane	2.50	2.79	12	14	112	60 - 140
1,1-Dichloroethane	2.50	2.61	10	11	104	70 - 130
1,2-Dichloroethane	2.50	2.42	10	9.8	97	70 - 130
1,1-Dichloroethene	2.50	2.32	9.9	9.2	93	70 - 130
cis-1,2-Dichloroethene	2.50	2.42	9.9	9.6	97	70 - 130
trans-1,2-Dichloroethene	2.50	2.37	9.9	9.4	95	70 - 130

SURROGATE	PERCENT RECOVERY	LABORATORY CONTROL LIMITS (%)
4-Bromofluorobenzene	107	60 - 140

The 'Result' in ug/m3 is calculated using the following equation: Amount Found(before rounding)*(Molecular Weight/24.45)

The 'Reporting Limit' in ug/m3 is calculated using the following equation: (Reporting Limit(before rounding) * Dilution Factor) * (Molecular Weight/24.45)

Tetra Tech NUS, Inc

Client Sample ID: INTRA-LAB BLANK

GC/MS Volatiles

Lot-Sample # H9K050000 - 279B **Work Order #** LNWVQ1AA **Matrix.....:** AIR

	10/27/2009	**Date Received..:**	10/30/2009
Prep Date.....:	11/04/2009	**Analysis Date...**	11/04/2009
Prep Batch #.....:	9309279		
Dilution Factor.:	1	**Method.....:**	TO-15

PARAMETER	RESULTS (ppb(v/v))	REPORTING LIMIT (ppb(v/v))	RESULTS (ug/m3)		REPORTING LIMIT (ug/m3)
Ethylbenzene	ND	0.080	ND		0.35
Methylene chloride	**0.040**	**0.20**	**0.14**	**J**	**0.69**
Naphthalene	**0.041**	**0.20**	**0.22**	**J**	**1.0**
Benzene	ND	0.080	ND		0.26
Tetrachloroethene	ND	0.080	ND		0.54
Toluene	ND	0.080	ND		0.30
1,2,4-Trichlorobenzene	ND	0.40	ND		3.0
Trichloroethene	ND	0.040	ND		0.21
Vinyl chloride	ND	0.080	ND		0.20
o-Xylene	ND	0.080	ND		0.35
Methyl tert-butyl ether	ND	0.40	ND		1.4
m-Xylene & p-Xylene	ND	0.080	ND		0.35
Carbon tetrachloride	ND	0.080	ND		0.50
Chloroform	ND	0.080	ND		0.39
Dichlorodifluoromethane	ND	0.080	ND		0.40
1,1-Dichloroethane	ND	0.080	ND		0.32
1,2-Dichloroethane	ND	0.080	ND		0.32
1,1-Dichloroethene	ND	0.080	ND		0.32
cis-1,2-Dichloroethene	ND	0.080	ND		0.32
trans-1,2-Dichloroethene	ND	0.080	ND		0.32

SURROGATE	PERCENT RECOVERY	LABORATORY CONTROL LIMITS (%)
4-Bromofluorobenzene	96	60 - 140

Qualifiers

J Estimated result. Result is less than RL.

The 'Result' in ug/m3 is calculated using the following equation: Amount Found(before rounding)*(Molecular Weight/24.45)

The 'Reporting Limit' in ug/m3 is calculated using the following equation: (Reporting Limit(before rounding) * Dilution Factor) * (Molecular Weight/24.45)

Tetra Tech NUS, Inc

Client Sample ID: CHECK SAMPLE

GC/MS Volatiles

Lot-Sample # H9K050000 - 279C **Work Order #** LNWVQ1AC **Matrix.....:** AIR

10/27/2009 **Date Received..:** 10/30/2009
Prep Date.....: 11/04/2009 **Analysis Date...** 11/04/2009
Prep Batch #.....: 9309279
Dilution Factor.: 1 **Method.....:** TO-15

PARAMETER	SPIKE AMOUNT (ppb(v/v))	MEASURED AMOUNT (ppb(v/v))	SPIKE AMOUNT (ug/m3)	MEASURED AMOUNT (ug/m3)	PERCENT RECOVERY		RECOVERY LIMITS
Ethylbenzene	12.5	13.8	54	60	111		70 - 130
Methylene chloride	12.5	11.2	43	39	89		70 - 130
Naphthalene	12.5	17.0	66	89	136		60 - 140
Benzene	12.5	8.39	40	27	67	a	70 - 130
Tetrachloroethene	12.5	11.4	85	77	91		70 - 130
Toluene	12.5	12.5	47	47	100		70 - 130
1,2,4-Trichlorobenzene	12.5	16.2	93	120	130		60 - 140
Trichloroethene	12.5	10.4	67	56	83		70 - 130
Vinyl chloride	12.5	11.9	32	30	95		70 - 130
o-Xylene	12.5	13.9	54	60	111		70 - 130
Methyl tert-butyl ether	12.5	14.9	45	54	119		60 - 140
m-Xylene & p-Xylene	25.0	27.7	110	120	111		70 - 130
Carbon tetrachloride	12.5	14.8	79	93	118		70 - 130
Chloroform	12.5	12.0	61	58	96		70 - 130
Dichlorodifluoromethane	12.5	13.1	62	65	105		60 - 140
1,1-Dichloroethane	12.5	12.8	51	52	102		70 - 130
1,2-Dichloroethane	12.5	10.6	51	43	85		70 - 130
1,1-Dichloroethene	12.5	13.8	50	55	110		70 - 130
cis-1,2-Dichloroethene	12.5	12.4	50	49	99		70 - 130
trans-1,2-Dichloroethene	12.5	11.7	50	46	94		70 - 130

SURROGATE	PERCENT RECOVERY	LABORATORY CONTROL LIMITS (%)
4-Bromofluorobenzene	97	60 - 140

Qualifiers

a Spiked analyte recovery is outside stated control limits.

The 'Result' in ug/m3 is calculated using the following equation: Amount Found(before rounding)*(Molecular Weight/24.45)

The 'Reporting Limit' in ug/m3 is calculated using the following equation: (Reporting Limit(before rounding) * Dilution Factor) * (Molecular Weight/24.45)

Tetra Tech NUS, Inc

Client Sample ID: INTRA-LAB BLANK

GC/MS Volatiles

Lot-Sample # H9K090000 - 093B **Work Order #** LN4PT1AA **Matrix.....:** AIR

	10/27/2009	**Date Received..:**	10/30/2009
Prep Date.....:	11/06/2009	**Analysis Date...**	11/06/2009
Prep Batch #.....:	9313093		
Dilution Factor.:	1	**Method.....:**	TO-15

PARAMETER	RESULTS (ppb(v/v))	REPORTING LIMIT (ppb(v/v))	RESULTS (ug/m3)	REPORTING LIMIT (ug/m3)
Toluene	ND	0.080	ND	0.30

SURROGATE	PERCENT RECOVERY	LABORATORY CONTROL LIMITS (%)
4-Bromofluorobenzene	97	60 - 140

The 'Result' in ug/m3 is calculated using the following equation: Amount Found(before rounding)*(Molecular Weight/24.45)

The 'Reporting Limit' in ug/m3 is calculated using the following equation: (Reporting Limit(before rounding) * Dilution Factor) * (Molecular Weight/24.45)

Tetra Tech NUS, Inc

Client Sample ID: CHECK SAMPLE

GC/MS Volatiles

Lot-Sample # H9K090000 - 093C **Work Order #** LN4PT1AC **Matrix.....:** AIR

	10/27/2009	**Date Received..:**	10/30/2009
Prep Date.....:	11/06/2009	**Analysis Date...**	11/06/2009
Prep Batch #.....:	9313093		
Dilution Factor.:	1	**Method.....:**	TO-15

PARAMETER	SPIKE AMOUNT (ppb(v/v))	MEASURED AMOUNT (ppb(v/v))	SPIKE AMOUNT (ug/m3)	MEASURED AMOUNT (ug/m3)	PERCENT RECOVERY	RECOVERY LIMITS
Toluene	12.5	12.8	47	48	102	70 - 130

SURROGATE	PERCENT RECOVERY	LABORATORY CONTROL LIMITS (%)
4-Bromofluorobenzene	100	60 - 140

The 'Result' in ug/m3 is calculated using the following equation: Amount Found(before rounding)*(Molecular Weight/24.45)

The 'Reporting Limit' in ug/m3 is calculated using the following equation: (Reporting Limit(before rounding) * Dilution Factor) * (Molecular Weight/24.45)

Tetra Tech NUS, Inc

Client Sample ID: INTRA-LAB BLANK

GC/MS Volatiles

Lot-Sample # H9K100000 - 050B **Work Order #** LN5TC1AA **Matrix.....:** AIR

	10/26/2009	**Date Received..:**	10/30/2009
Prep Date.....:	11/09/2009	**Analysis Date...**	11/09/2009
Prep Batch #.....:	9314050		
Dilution Factor.:	1	**Method.....:**	TO-15

PARAMETER	RESULTS (ppb(v/v))	REPORTING LIMIT (ppb(v/v))	RESULTS (ug/m3)		REPORTING LIMIT (ug/m3)
Ethylbenzene	ND	0.080	ND		0.35
Methylene chloride	**0.034**	**0.20**	**0.12**	**J**	**0.69**
Naphthalene	ND	0.20	ND		1.0
Benzene	ND	0.080	ND		0.26
Tetrachloroethene	ND	0.080	ND		0.54
Toluene	ND	0.080	ND		0.30
1,2,4-Trichlorobenzene	ND	0.40	ND		3.0
Trichloroethene	ND	0.040	ND		0.21
Vinyl chloride	ND	0.080	ND		0.20
o-Xylene	ND	0.080	ND		0.35
Methyl tert-butyl ether	ND	0.40	ND		1.4
m-Xylene & p-Xylene	ND	0.080	ND		0.35
Carbon tetrachloride	ND	0.080	ND		0.50
Chloroform	ND	0.080	ND		0.39
Dichlorodifluoromethane	ND	0.080	ND		0.40
1,1-Dichloroethane	ND	0.080	ND		0.32
1,2-Dichloroethane	ND	0.080	ND		0.32
1,1-Dichloroethene	ND	0.080	ND		0.32
cis-1,2-Dichloroethene	ND	0.080	ND		0.32
trans-1,2-Dichloroethene	ND	0.080	ND		0.32

SURROGATE	PERCENT RECOVERY	LABORATORY CONTROL LIMITS (%)
4-Bromofluorobenzene	97	60 - 140

Qualifiers

J Estimated result. Result is less than RL.

The 'Result' in ug/m3 is calculated using the following equation: Amount Found(before rounding)*(Molecular Weight/24.45)

The 'Reporting Limit' in ug/m3 is calculated using the following equation: (Reporting Limit(before rounding) * Dilution Factor) * (Molecular Weight/24.45)

Tetra Tech NUS, Inc

Client Sample ID: CHECK SAMPLE

GC/MS Volatiles

Lot-Sample # H9K100000 - 050C **Work Order #** LN5TC1AC **Matrix.....:** AIR

10/26/2009 **Date Received..:** 10/30/2009
Prep Date.....: 11/09/2009 **Analysis Date...** 11/09/2009
Prep Batch #.....: 9314050
Dilution Factor.: 1 **Method.....:** TO-15

PARAMETER	SPIKE AMOUNT (ppb(v/v))	MEASURED AMOUNT (ppb(v/v))	SPIKE AMOUNT (ug/m3)	MEASURED AMOUNT (ug/m3)	PERCENT RECOVERY	RECOVERY LIMITS
Ethylbenzene	2.50	1.91	11	8.3	76	70 - 130
Methylene chloride	2.50	2.24	8.7	7.8	90	70 - 130
Naphthalene	2.50	2.24	13	12	90	60 - 140
Benzene	2.50	2.00	8.0	6.4	80	70 - 130
Tetrachloroethene	2.50	1.79	17	12	72	70 - 130
Toluene	2.50	1.87	9.4	7.0	75	70 - 130
1,2,4-Trichlorobenzene	2.50	2.17	19	16	87	60 - 140
Trichloroethene	2.50	1.78	13	9.6	71	70 - 130
Vinyl chloride	2.50	2.41	6.4	6.2	96	70 - 130
o-Xylene	2.50	1.97	11	8.5	79	70 - 130
Methyl tert-butyl ether	2.50	2.43	9.0	8.8	97	60 - 140
m-Xylene & p-Xylene	5.00	3.89	22	17	78	70 - 130
Carbon tetrachloride	2.50	2.25	16	14	90	70 - 130
Chloroform	2.50	2.26	12	11	90	70 - 130
Dichlorodifluoromethane	2.50	3.23	12	16	129	60 - 140
1,1-Dichloroethane	2.50	2.32	10	9.4	93	70 - 130
1,2-Dichloroethane	2.50	2.07	10	8.4	83	70 - 130
1,1-Dichloroethene	2.50	2.37	9.9	9.4	95	70 - 130
cis-1,2-Dichloroethene	2.50	2.21	9.9	8.8	89	70 - 130
trans-1,2-Dichloroethene	2.50	2.42	9.9	9.6	97	70 - 130

SURROGATE	PERCENT RECOVERY	LABORATORY CONTROL LIMITS (%)
4-Bromofluorobenzene	104	60 - 140

The 'Result' in ug/m3 is calculated using the following equation: Amount Found(before rounding)*(Molecular Weight/24.45)

The 'Reporting Limit' in ug/m3 is calculated using the following equation: (Reporting Limit(before rounding) * Dilution Factor) * (Molecular Weight/24.45)

Tetra Tech NUS, Inc

Client Sample ID: SV-C-3-7

GC/MS Volatiles

Lot-Sample #	H9J310102 - 001	Work Order #	LNL6D1AA	Matrix.....:	AIR

Date Sampled...:	10/27/2009	Date Received..:	10/30/2009
Prep Date.....:	11/05/2009	Analysis Date...	11/05/2009
Prep Batch #.....:	9313079		
Dilution Factor.:	1	Method.....:	TO-15

PARAMETER	RESULTS (ppb(v/v))	REPORTING LIMIT (ppb(v/v))	RESULTS (ug/m3)		REPORTING LIMIT (ug/m3)
Ethylbenzene	0.64	0.080	2.8		0.35
Methylene chloride	0.21	0.20	0.73	B	0.69
Naphthalene	0.083	0.20	0.44	J	1.0
Benzene	0.17	0.080	0.53		0.26
Tetrachloroethene	0.038	0.080	0.26	J	0.54
Toluene	0.64	0.080	2.4		0.30
1,2,4-Trichlorobenzene	ND	0.40	ND		3.0
Trichloroethene	0.49	0.040	2.6		0.21
Vinyl chloride	ND	0.080	ND		0.20
o-Xylene	1.3	0.080	5.8		0.35
Methyl tert-butyl ether	ND	0.40	ND		1.4
m-Xylene & p-Xylene	2.5	0.080	11		0.35
Carbon tetrachloride	0.079	0.080	0.50	J	0.50
Chloroform	0.090	0.080	0.44		0.39
Dichlorodifluoromethane	0.48	0.080	2.3		0.40
1,1-Dichloroethane	0.071	0.080	0.29	J	0.32
1,2-Dichloroethane	ND	0.080	ND		0.32
1,1-Dichloroethene	ND	0.080	ND		0.32
cis-1,2-Dichloroethene	0.049	0.080	0.19	J	0.32
trans-1,2-Dichloroethene	ND	0.080	ND		0.32

SURROGATE	PERCENT RECOVERY	LABORATORY CONTROL LIMITS (%)
4-Bromofluorobenzene	98	60 - 140

Qualifiers

B	Method blank contamination. The associated method blank contains the target analyte at a reportable level.
J	Estimated result. Result is less than RL.

The 'Result' in ug/m3 is calculated using the following equation: Amount Found(before rounding)*(Molecular Weight/24.45)

The 'Reporting Limit' in ug/m3 is calculated using the following equation: (Reporting Limit(before rounding) * Dilution Factor) * (Molecular Weight/24.45)

Tetra Tech NUS, Inc

Client Sample ID: SV-C-5-7

GC/MS Volatiles

Lot-Sample #	H9J310102 - 002	Work Order #	LNL6E1AA	Matrix.....:	AIR

Date Sampled...:	10/27/2009	Date Received..:	10/30/2009
Prep Date.....:	11/05/2009	Analysis Date...	11/05/2009
Prep Batch #.....:	9313079		
Dilution Factor.:	1	Method.....:	TO-15

PARAMETER	RESULTS (ppb(v/v))	REPORTING LIMIT (ppb(v/v))	RESULTS (ug/m3)		REPORTING LIMIT (ug/m3)
Ethylbenzene	0.20	0.080	0.88		0.35
Methylene chloride	0.18	0.20	0.62	J B	0.69
Naphthalene	ND	0.20	ND		1.0
Benzene	0.25	0.080	0.80		0.26
Tetrachloroethene	0.038	0.080	0.26	J	0.54
Toluene	2.6	0.080	9.9		0.30
1,2,4-Trichlorobenzene	ND	0.40	ND		3.0
Trichloroethene	0.040	0.040	0.21		0.21
Vinyl chloride	ND	0.080	ND		0.20
o-Xylene	0.28	0.080	1.2		0.35
Methyl tert-butyl ether	ND	0.40	ND		1.4
m-Xylene & p-Xylene	0.63	0.080	2.8		0.35
Carbon tetrachloride	0.098	0.080	0.62		0.50
Chloroform	0.078	0.080	0.38	J	0.39
Dichlorodifluoromethane	0.46	0.080	2.3		0.40
1,1-Dichloroethane	ND	0.080	ND		0.32
1,2-Dichloroethane	ND	0.080	ND		0.32
1,1-Dichloroethene	ND	0.080	ND		0.32
cis-1,2-Dichloroethene	ND	0.080	ND		0.32
trans-1,2-Dichloroethene	ND	0.080	ND		0.32

SURROGATE	PERCENT RECOVERY	LABORATORY CONTROL LIMITS (%)
4-Bromofluorobenzene	97	60 - 140

Qualifiers

B	Method blank contamination. The associated method blank contains the target analyte at a reportable level.
J	Estimated result. Result is less than RL.

The 'Result' in ug/m3 is calculated using the following equation: Amount Found(before rounding)*(Molecular Weight/24.45)

The 'Reporting Limit' in ug/m3 is calculated using the following equation: (Reporting Limit(before rounding) * Dilution Factor) * (Molecular Weight/24.45)

Tetra Tech NUS, Inc

Client Sample ID: SV-C-4-7

GC/MS Volatiles

Lot-Sample #	H9J310102 - 003	Work Order #	LNL6F1AA	Matrix.....:	AIR

Date Sampled...:	10/27/2009	Date Received..:	10/30/2009
Prep Date.....:	11/05/2009	Analysis Date...	11/05/2009
Prep Batch #.....:	9313079		
Dilution Factor.:	5	Method.....:	TO-15

PARAMETER	RESULTS (ppb(v/v))	REPORTING LIMIT (ppb(v/v))	RESULTS (ug/m3)		REPORTING LIMIT (ug/m3)
Ethylbenzene	1.5	0.40	6.7		1.7
Methylene chloride	0.57	1.0	2.0	J B	3.5
Naphthalene	0.68	1.0	3.5	J	5.2
Benzene	0.63	0.40	2.0		1.3
Tetrachloroethene	0.096	0.40	0.65	J	2.7
Toluene	2.1	0.40	8.0		1.5
1,2,4-Trichlorobenzene	ND	2.0	ND		15
Trichloroethene	100	0.20	560		1.1
Vinyl chloride	ND	0.40	ND		1.0
o-Xylene	5.9	0.40	25		1.7
Methyl tert-butyl ether	ND	2.0	ND		7.2
m-Xylene & p-Xylene	6.9	0.40	30		1.7
Carbon tetrachloride	0.10	0.40	0.64	J	2.5
Chloroform	0.37	0.40	1.8	J	2.0
Dichlorodifluoromethane	0.45	0.40	2.2		2.0
1,1-Dichloroethane	0.079	0.40	0.32	J	1.6
1,2-Dichloroethane	ND	0.40	ND		1.6
1,1-Dichloroethene	0.11	0.40	0.43	J	1.6
cis-1,2-Dichloroethene	36	0.40	140		1.6
trans-1,2-Dichloroethene	0.74	0.40	3.0		1.6

SURROGATE	PERCENT RECOVERY	LABORATORY CONTROL LIMITS (%)
4-Bromofluorobenzene	99	60 - 140

Qualifiers

B	Method blank contamination. The associated method blank contains the target analyte at a reportable level.
J	Estimated result. Result is less than RL.

The 'Result' in ug/m3 is calculated using the following equation: Amount Found(before rounding)*(Molecular Weight/24.45)

The 'Reporting Limit' in ug/m3 is calculated using the following equation: (Reporting Limit(before rounding) * Dilution Factor) * (Molecular Weight/24.45)

Tetra Tech NUS, Inc

Client Sample ID: SV-C-2-7

GC/MS Volatiles

Lot-Sample #	H9J310102 - 004	Work Order #	LNL6G1AA	Matrix.....:	AIR

Date Sampled...:	10/27/2009	Date Received..:	10/30/2009
Prep Date.....:	11/05/2009	Analysis Date...	11/05/2009
Prep Batch #.....:	9313079		
Dilution Factor.:	1	Method.....:	TO-15

PARAMETER	RESULTS (ppb(v/v))	REPORTING LIMIT (ppb(v/v))	RESULTS (ug/m3)		REPORTING LIMIT (ug/m3)
Ethylbenzene	1.2	0.080	5.1		0.35
Methylene chloride	0.24	0.20	0.85	B	0.69
Naphthalene	0.10	0.20	0.52	J	1.0
Benzene	0.19	0.080	0.62		0.26
Tetrachloroethene	0.089	0.080	0.61		0.54
Toluene	0.69	0.080	2.6		0.30
1,2,4-Trichlorobenzene	ND	0.40	ND		3.0
Trichloroethene	0.50	0.040	2.7		0.21
Vinyl chloride	ND	0.080	ND		0.20
o-Xylene	2.0	0.080	8.8		0.35
Methyl tert-butyl ether	ND	0.40	ND		1.4
m-Xylene & p-Xylene	2.5	0.080	11		0.35
Carbon tetrachloride	0.080	0.080	0.50		0.50
Chloroform	0.23	0.080	1.1		0.39
Dichlorodifluoromethane	0.42	0.080	2.1		0.40
1,1-Dichloroethane	ND	0.080	ND		0.32
1,2-Dichloroethane	ND	0.080	ND		0.32
1,1-Dichloroethene	ND	0.080	ND		0.32
cis-1,2-Dichloroethene	ND	0.080	ND		0.32
trans-1,2-Dichloroethene	ND	0.080	ND		0.32

SURROGATE	PERCENT RECOVERY	LABORATORY CONTROL LIMITS (%)
4-Bromofluorobenzene	102	60 - 140

Qualifiers

B	Method blank contamination. The associated method blank contains the target analyte at a reportable level.
J	Estimated result. Result is less than RL.

The 'Result' in ug/m3 is calculated using the following equation: Amount Found(before rounding)*(Molecular Weight/24.45)

The 'Reporting Limit' in ug/m3 is calculated using the following equation: (Reporting Limit(before rounding) * Dilution Factor) * (Molecular Weight/24.45)

Tetra Tech NUS, Inc

Client Sample ID: SV-9-C-7

GC/MS Volatiles

Lot-Sample #	H9J310102 - 005	Work Order #	LNL6H1AA	Matrix.....:	AIR

Date Sampled...:	10/27/2009	Date Received..:	10/30/2009
Prep Date.....:	11/05/2009	Analysis Date...	11/05/2009
Prep Batch #.....:	9313079		
Dilution Factor.:	1	Method.....:	TO-15

PARAMETER	RESULTS (ppb(v/v))	REPORTING LIMIT (ppb(v/v))	RESULTS (ug/m3)		REPORTING LIMIT (ug/m3)
Ethylbenzene	0.084	0.080	0.36		0.35
Methylene chloride	0.12	0.20	0.41	J B	0.69
Naphthalene	0.22	0.20	1.1		1.0
Benzene	0.043	0.080	0.14	J	0.26
Tetrachloroethene	1.2	0.080	7.9		0.54
Toluene	0.24	0.080	0.89		0.30
1,2,4-Trichlorobenzene	ND	0.40	ND		3.0
Trichloroethene	0.030	0.040	0.16	J	0.21
Vinyl chloride	ND	0.080	ND		0.20
o-Xylene	0.21	0.080	0.90		0.35
Methyl tert-butyl ether	ND	0.40	ND		1.4
m-Xylene & p-Xylene	0.25	0.080	1.1		0.35
Carbon tetrachloride	0.096	0.080	0.60		0.50
Chloroform	0.56	0.080	2.7		0.39
Dichlorodifluoromethane	5.4	0.080	27		0.40
1,1-Dichloroethane	ND	0.080	ND		0.32
1,2-Dichloroethane	ND	0.080	ND		0.32
1,1-Dichloroethene	ND	0.080	ND		0.32
cis-1,2-Dichloroethene	ND	0.080	ND		0.32
trans-1,2-Dichloroethene	ND	0.080	ND		0.32

SURROGATE	PERCENT RECOVERY	LABORATORY CONTROL LIMITS (%)
4-Bromofluorobenzene	103	60 - 140

Qualifiers

B	Method blank contamination. The associated method blank contains the target analyte at a reportable level.
J	Estimated result. Result is less than RL.

The 'Result' in ug/m3 is calculated using the following equation: Amount Found(before rounding)*(Molecular Weight/24.45)

The 'Reporting Limit' in ug/m3 is calculated using the following equation: (Reporting Limit(before rounding) * Dilution Factor) * (Molecular Weight/24.45)

Tetra Tech NUS, Inc

Client Sample ID: SV-7-C-7

GC/MS Volatiles

Lot-Sample #	H9J310102 - 006	Work Order #	LNL6J1AA	Matrix.....:	AIR
Date Sampled...:	10/27/2009	Date Received..:	10/30/2009		
Prep Date.....:	11/05/2009	Analysis Date...	11/05/2009		
Prep Batch #.....:	9313079				
Dilution Factor.:	1	Method.....:	TO-15		

PARAMETER	RESULTS (ppb(v/v))	REPORTING LIMIT (ppb(v/v))	RESULTS (ug/m3)		REPORTING LIMIT (ug/m3)
Ethylbenzene	0.090	0.080	0.39		0.35
Methylene chloride	0.16	0.20	0.56	J B	0.69
Naphthalene	1.3	0.20	6.7		1.0
Benzene	0.070	0.080	0.22	J	0.26
Tetrachloroethene	0.35	0.080	2.4		0.54
Toluene	0.12	0.080	0.45		0.30
1,2,4-Trichlorobenzene	ND	0.40	ND		3.0
Trichloroethene	ND	0.040	ND		0.21
Vinyl chloride	ND	0.080	ND		0.20
o-Xylene	0.28	0.080	1.2		0.35
Methyl tert-butyl ether	ND	0.40	ND		1.4
m-Xylene & p-Xylene	0.32	0.080	1.4		0.35
Carbon tetrachloride	0.036	0.080	0.23	J	0.50
Chloroform	0.41	0.080	2.0		0.39
Dichlorodifluoromethane	16	0.080	77		0.40
1,1-Dichloroethane	0.029	0.080	0.12	J	0.32
1,2-Dichloroethane	ND	0.080	ND		0.32
1,1-Dichloroethene	ND	0.080	ND		0.32
cis-1,2-Dichloroethene	ND	0.080	ND		0.32
trans-1,2-Dichloroethene	ND	0.080	ND		0.32

SURROGATE	PERCENT RECOVERY	LABORATORY CONTROL LIMITS (%)
4-Bromofluorobenzene	102	60 - 140

Qualifiers

B	Method blank contamination. The associated method blank contains the target analyte at a reportable level.
J	Estimated result. Result is less than RL.

The 'Result' in ug/m3 is calculated using the following equation: Amount Found(before rounding)*(Molecular Weight/24.45)

The 'Reporting Limit' in ug/m3 is calculated using the following equation: (Reporting Limit(before rounding) * Dilution Factor) * (Molecular Weight/24.45)

Tetra Tech NUS, Inc

Client Sample ID: SV-5-C-7

GC/MS Volatiles

Lot-Sample #	H9J310102 - 007	Work Order #	LNL6K1AA	Matrix.....:	AIR

Date Sampled...:	10/27/2009	Date Received..:	10/30/2009
Prep Date.....:	11/05/2009	Analysis Date...	11/05/2009
Prep Batch #.....:	9313079		
Dilution Factor.:	1	Method.....:	TO-15

PARAMETER	RESULTS (ppb(v/v))	REPORTING LIMIT (ppb(v/v))	RESULTS (ug/m3)		REPORTING LIMIT (ug/m3)
Ethylbenzene	0.054	0.080	0.24	J	0.35
Methylene chloride	0.14	0.20	0.49	J B	0.69
Naphthalene	0.089	0.20	0.47	J	1.0
Benzene	0.11	0.080	0.36		0.26
Tetrachloroethene	9.7	0.080	66		0.54
Toluene	0.14	0.080	0.53		0.30
1,2,4-Trichlorobenzene	ND	0.40	ND		3.0
Trichloroethene	0.17	0.040	0.94		0.21
Vinyl chloride	ND	0.080	ND		0.20
o-Xylene	0.099	0.080	0.43		0.35
Methyl tert-butyl ether	ND	0.40	ND		1.4
m-Xylene & p-Xylene	0.15	0.080	0.65		0.35
Carbon tetrachloride	0.070	0.080	0.44	J	0.50
Chloroform	1.7	0.080	8.5		0.39
Dichlorodifluoromethane	0.75	0.080	3.7		0.40
1,1-Dichloroethane	ND	0.080	ND		0.32
1,2-Dichloroethane	ND	0.080	ND		0.32
1,1-Dichloroethene	ND	0.080	ND		0.32
cis-1,2-Dichloroethene	ND	0.080	ND		0.32
trans-1,2-Dichloroethene	ND	0.080	ND		0.32

SURROGATE	PERCENT RECOVERY	LABORATORY CONTROL LIMITS (%)
4-Bromofluorobenzene	101	60 - 140

Qualifiers

B	Method blank contamination. The associated method blank contains the target analyte at a reportable level.
J	Estimated result. Result is less than RL.

The 'Result' in ug/m3 is calculated using the following equation: Amount Found(before rounding)*(Molecular Weight/24.45)

The 'Reporting Limit' in ug/m3 is calculated using the following equation: (Reporting Limit(before rounding) * Dilution Factor) * (Molecular Weight/24.45)

Tetra Tech NUS, Inc

Client Sample ID: SV-C-6-7

GC/MS Volatiles

Lot-Sample #	H9J310102 - 008	Work Order #	LNL6L1AA	Matrix.....:	AIR

Date Sampled...:	10/27/2009	Date Received..:	10/30/2009
Prep Date.....:	11/05/2009	Analysis Date...	11/05/2009
Prep Batch #.....:	9313079		
Dilution Factor.:	1	Method.....:	TO-15

PARAMETER	RESULTS (ppb(v/v))	REPORTING LIMIT (ppb(v/v))	RESULTS (ug/m3)		REPORTING LIMIT (ug/m3)
Ethylbenzene	0.26	0.080	1.1		0.35
Methylene chloride	0.24	0.20	0.85	B	0.69
Naphthalene	3.6	0.20	19		1.0
Benzene	0.20	0.080	0.62		0.26
Tetrachloroethene	9.4	0.080	64		0.54
Toluene	3.1	0.080	12		0.30
1,2,4-Trichlorobenzene	ND	0.40	ND		3.0
Trichloroethene	0.32	0.040	1.7		0.21
Vinyl chloride	ND	0.080	ND		0.20
o-Xylene	0.60	0.080	2.6		0.35
Methyl tert-butyl ether	ND	0.40	ND		1.4
m-Xylene & p-Xylene	0.82	0.080	3.6		0.35
Carbon tetrachloride	1.2	0.080	7.6		0.50
Chloroform	3.3	0.080	16		0.39
Dichlorodifluoromethane	0.34	0.080	1.7		0.40
1,1-Dichloroethane	ND	0.080	ND		0.32
1,2-Dichloroethane	ND	0.080	ND		0.32
1,1-Dichloroethene	0.026	0.080	0.10	J	0.32
cis-1,2-Dichloroethene	ND	0.080	ND		0.32
trans-1,2-Dichloroethene	ND	0.080	ND		0.32

SURROGATE	PERCENT RECOVERY	LABORATORY CONTROL LIMITS (%)
4-Bromofluorobenzene	98	60 - 140

Qualifiers

B	Method blank contamination. The associated method blank contains the target analyte at a reportable level.
J	Estimated result. Result is less than RL.

The 'Result' in ug/m3 is calculated using the following equation: Amount Found(before rounding)*(Molecular Weight/24.45)

The 'Reporting Limit' in ug/m3 is calculated using the following equation: (Reporting Limit(before rounding) * Dilution Factor) * (Molecular Weight/24.45)

Tetra Tech NUS, Inc

Client Sample ID: SV-B-6-7

GC/MS Volatiles

Lot-Sample #	H9J310102 - 009	Work Order #	LNL6M1AA	Matrix.....:	AIR

Date Sampled...:	10/27/2009	Date Received..:	10/30/2009
Prep Date.....:	11/05/2009	Analysis Date...	11/05/2009
Prep Batch #.....:	9313079		
Dilution Factor.:	1	Method.....:	TO-15

PARAMETER	RESULTS (ppb(v/v))	REPORTING LIMIT (ppb(v/v))	RESULTS (ug/m3)		REPORTING LIMIT (ug/m3)
Ethylbenzene	0.79	0.080	3.4		0.35
Methylene chloride	0.20	0.20	0.69	B	0.69
Naphthalene	0.10	0.20	0.53	J	1.0
Benzene	0.27	0.080	0.86		0.26
Tetrachloroethene	0.28	0.080	1.9		0.54
Toluene	30	0.080	110	E	0.30
1,2,4-Trichlorobenzene	ND	0.40	ND		3.0
Trichloroethene	0.048	0.040	0.26		0.21
Vinyl chloride	ND	0.080	ND		0.20
o-Xylene	0.73	0.080	3.2		0.35
Methyl tert-butyl ether	ND	0.40	ND		1.4
m-Xylene & p-Xylene	2.4	0.080	10		0.35
Carbon tetrachloride	0.090	0.080	0.57		0.50
Chloroform	0.11	0.080	0.52		0.39
Dichlorodifluoromethane	0.47	0.080	2.3		0.40
1,1-Dichloroethane	ND	0.080	ND		0.32
1,2-Dichloroethane	ND	0.080	ND		0.32
1,1-Dichloroethene	ND	0.080	ND		0.32
cis-1,2-Dichloroethene	ND	0.080	ND		0.32
trans-1,2-Dichloroethene	ND	0.080	ND		0.32

SURROGATE	PERCENT RECOVERY	LABORATORY CONTROL LIMITS (%)
4-Bromofluorobenzene	100	60 - 140

Qualifiers

B	Method blank contamination. The associated method blank contains the target analyte at a reportable level.
E	Estimated result. Result concentration exceeds the calibration range.
J	Estimated result. Result is less than RL.

The 'Result' in ug/m3 is calculated using the following equation: Amount Found(before rounding)*(Molecular Weight/24.45)

The 'Reporting Limit' in ug/m3 is calculated using the following equation: (Reporting Limit(before rounding) * Dilution Factor) * (Molecular Weight/24.45)

Tetra Tech NUS, Inc

Client Sample ID: SV-B-6-7

GC/MS Volatiles

Lot-Sample #	H9J310102 - 009	Work Order #	LNL6M2AA	Matrix.....:	AIR

Date Sampled...:	10/27/2009	Date Received..:	10/30/2009
Prep Date.....:	11/06/2009	Analysis Date...	11/06/2009
Prep Batch #.....:	9313093		
Dilution Factor.:	2.5	Method.....:	TO-15

PARAMETER	RESULTS (ppb(v/v))	REPORTING LIMIT (ppb(v/v))	RESULTS (ug/m3)		REPORTING LIMIT (ug/m3)
Toluene	33	0.20	120	D	0.75

SURROGATE	PERCENT RECOVERY	LABORATORY CONTROL LIMITS (%)
4-Bromofluorobenzene	99	60 - 140

Qualifiers

D Result was obtained from the analysis of a dilution.

The 'Result' in ug/m3 is calculated using the following equation: Amount Found(before rounding)*(Molecular Weight/24.45)

The 'Reporting Limit' in ug/m3 is calculated using the following equation: (Reporting Limit(before rounding) * Dilution Factor) * (Molecular Weight/24.45)

Tetra Tech NUS, Inc

Client Sample ID: SV-B-4-7

GC/MS Volatiles

Lot-Sample #	H9J310102 - 010	Work Order #	LNL6N1AA	Matrix.....:	AIR

Date Sampled...:	10/27/2009	Date Received..:	10/30/2009
Prep Date.....:	11/05/2009	Analysis Date...	11/05/2009
Prep Batch #.....:	9313079		
Dilution Factor.:	1	Method.....:	TO-15

PARAMETER	RESULTS (ppb(v/v))	REPORTING LIMIT (ppb(v/v))	RESULTS (ug/m3)		REPORTING LIMIT (ug/m3)
Ethylbenzene	1.7	0.080	7.5		0.35
Methylene chloride	0.30	0.20	1.0	B	0.69
Naphthalene	0.14	0.20	0.74	J	1.0
Benzene	0.19	0.080	0.62		0.26
Tetrachloroethene	0.11	0.080	0.73		0.54
Toluene	24	0.080	90		0.30
1,2,4-Trichlorobenzene	ND	0.40	ND		3.0
Trichloroethene	0.041	0.040	0.22		0.21
Vinyl chloride	ND	0.080	ND		0.20
o-Xylene	2.3	0.080	10		0.35
Methyl tert-butyl ether	ND	0.40	ND		1.4
m-Xylene & p-Xylene	3.9	0.080	17		0.35
Carbon tetrachloride	0.082	0.080	0.52		0.50
Chloroform	0.11	0.080	0.54		0.39
Dichlorodifluoromethane	0.49	0.080	2.4		0.40
1,1-Dichloroethane	ND	0.080	ND		0.32
1,2-Dichloroethane	ND	0.080	ND		0.32
1,1-Dichloroethene	ND	0.080	ND		0.32
cis-1,2-Dichloroethene	ND	0.080	ND		0.32
trans-1,2-Dichloroethene	ND	0.080	ND		0.32

SURROGATE	PERCENT RECOVERY	LABORATORY CONTROL LIMITS (%)
4-Bromofluorobenzene	98	60 - 140

Qualifiers

B	Method blank contamination. The associated method blank contains the target analyte at a reportable level.
J	Estimated result. Result is less than RL.

The 'Result' in ug/m3 is calculated using the following equation: Amount Found(before rounding)*(Molecular Weight/24.45)

The 'Reporting Limit' in ug/m3 is calculated using the following equation: (Reporting Limit(before rounding) * Dilution Factor) * (Molecular Weight/24.45)

Tetra Tech NUS, Inc

Client Sample ID: ISG-04-B-7

GC/MS Volatiles

Lot-Sample #	H9J310102 - 011	Work Order #	LNL6P1AA	Matrix.....:	AIR
Date Sampled...:	10/27/2009	Date Received..:	10/30/2009		
Prep Date.....:	11/05/2009	Analysis Date...	11/05/2009		
Prep Batch #.....:	9313079				
Dilution Factor.:	1	Method.....:	TO-15		

PARAMETER	RESULTS (ppb(v/v))	REPORTING LIMIT (ppb(v/v))	RESULTS (ug/m3)		REPORTING LIMIT (ug/m3)
Ethylbenzene	0.13	0.080	0.55		0.35
Methylene chloride	0.19	0.20	0.67	J B	0.69
Naphthalene	0.69	0.20	3.6		1.0
Benzene	0.11	0.080	0.36		0.26
Tetrachloroethene	0.20	0.080	1.4		0.54
Toluene	3.9	0.080	15		0.30
1,2,4-Trichlorobenzene	ND	0.40	ND		3.0
Trichloroethene	4.8	0.040	26		0.21
Vinyl chloride	ND	0.080	ND		0.20
o-Xylene	0.26	0.080	1.1		0.35
Methyl tert-butyl ether	ND	0.40	ND		1.4
m-Xylene & p-Xylene	0.47	0.080	2.0		0.35
Carbon tetrachloride	0.12	0.080	0.77		0.50
Chloroform	0.25	0.080	1.2		0.39
Dichlorodifluoromethane	0.48	0.080	2.4		0.40
1,1-Dichloroethane	0.064	0.080	0.26	J	0.32
1,2-Dichloroethane	ND	0.080	ND		0.32
1,1-Dichloroethene	ND	0.080	ND		0.32
cis-1,2-Dichloroethene	1.3	0.080	5.2		0.32
trans-1,2-Dichloroethene	0.095	0.080	0.38		0.32

SURROGATE	PERCENT RECOVERY	LABORATORY CONTROL LIMITS (%)
4-Bromofluorobenzene	99	60 - 140

Qualifiers

B	Method blank contamination. The associated method blank contains the target analyte at a reportable level.
J	Estimated result. Result is less than RL.

The 'Result' in ug/m3 is calculated using the following equation: Amount Found(before rounding)*(Molecular Weight/24.45)

The 'Reporting Limit' in ug/m3 is calculated using the following equation: (Reporting Limit(before rounding) * Dilution Factor) * (Molecular Weight/24.45)

Tetra Tech NUS, Inc

Client Sample ID: ISG-05-B-7

GC/MS Volatiles

Lot-Sample #	H9J310102 - 012	Work Order #	LNL6Q1AA	Matrix.....:	AIR

Date Sampled...:	10/27/2009	Date Received..:	10/30/2009
Prep Date.....:	11/05/2009	Analysis Date...	11/05/2009
Prep Batch #.....:	9313079		
Dilution Factor.:	1	Method.....:	TO-15

PARAMETER	RESULTS (ppb(v/v))	REPORTING LIMIT (ppb(v/v))	RESULTS (ug/m3)		REPORTING LIMIT (ug/m3)
Ethylbenzene	1.5	0.080	6.6		0.35
Methylene chloride	0.18	0.20	0.63	J B	0.69
Naphthalene	0.27	0.20	1.4		1.0
Benzene	0.16	0.080	0.52		0.26
Tetrachloroethene	0.068	0.080	0.46	J	0.54
Toluene	30	0.080	110	E	0.30
1,2,4-Trichlorobenzene	ND	0.40	ND		3.0
Trichloroethene	0.19	0.040	1.0		0.21
Vinyl chloride	ND	0.080	ND		0.20
o-Xylene	1.5	0.080	6.7		0.35
Methyl tert-butyl ether	ND	0.40	ND		1.4
m-Xylene & p-Xylene	4.1	0.080	18		0.35
Carbon tetrachloride	0.073	0.080	0.46	J	0.50
Chloroform	0.22	0.080	1.1		0.39
Dichlorodifluoromethane	0.49	0.080	2.4		0.40
1,1-Dichloroethane	ND	0.080	ND		0.32
1,2-Dichloroethane	ND	0.080	ND		0.32
1,1-Dichloroethene	ND	0.080	ND		0.32
cis-1,2-Dichloroethene	ND	0.080	ND		0.32
trans-1,2-Dichloroethene	ND	0.080	ND		0.32

SURROGATE	PERCENT RECOVERY	LABORATORY CONTROL LIMITS (%)
4-Bromofluorobenzene	99	60 - 140

Qualifiers

B	Method blank contamination. The associated method blank contains the target analyte at a reportable level.
E	Estimated result. Result concentration exceeds the calibration range.
J	Estimated result. Result is less than RL.

The 'Result' in ug/m3 is calculated using the following equation: Amount Found(before rounding)*(Molecular Weight/24.45)

The 'Reporting Limit' in ug/m3 is calculated using the following equation: (Reporting Limit(before rounding) * Dilution Factor) * (Molecular Weight/24.45)

Tetra Tech NUS, Inc

Client Sample ID: ISG-05-B-7

GC/MS Volatiles

Lot-Sample #	**H9J310102 - 012**	**Work Order #**	**LNL6Q2AA**	**Matrix.....:**	**AIR**

Date Sampled...:	**10/27/2009**	**Date Received..:**	**10/30/2009**
Prep Date.....:	**11/06/2009**	**Analysis Date...**	**11/06/2009**
Prep Batch #.....:	**9313093**		
Dilution Factor.:	**2.5**	**Method.....:**	**TO-15**

PARAMETER	RESULTS (ppb(v/v))	REPORTING LIMIT (ppb(v/v))	RESULTS (ug/m3)		REPORTING LIMIT (ug/m3)
Toluene	**29**	**0.20**	**110**	**D**	**0.75**

SURROGATE	PERCENT RECOVERY	LABORATORY CONTROL LIMITS (%)
4-Bromofluorobenzene	**99**	**60 - 140**

Qualifiers

D **Result was obtained from the analysis of a dilution.**

The 'Result' in ug/m3 is calculated using the following equation: Amount Found(before rounding)*(Molecular Weight/24.45)

The 'Reporting Limit' in ug/m3 is calculated using the following equation: (Reporting Limit(before rounding) * Dilution Factor) * (Molecular Weight/24.45)

Tetra Tech NUS, Inc

Client Sample ID: SV-B-5-7

GC/MS Volatiles

Lot-Sample #	H9J310102 - 013	Work Order #	LNL6R1AA	Matrix.....:	AIR

Date Sampled...:	10/27/2009	Date Received..:	10/30/2009
Prep Date.....:	11/05/2009	Analysis Date...	11/05/2009
Prep Batch #.....:	9313079		
Dilution Factor.:	1	Method.....:	TO-15

PARAMETER	RESULTS (ppb(v/v))	REPORTING LIMIT (ppb(v/v))	RESULTS (ug/m3)		REPORTING LIMIT (ug/m3)
Ethylbenzene	1.2	0.080	5.2		0.35
Methylene chloride	0.25	0.20	0.88	B	0.69
Naphthalene	0.20	0.20	1.0		1.0
Benzene	0.24	0.080	0.77		0.26
Tetrachloroethene	0.12	0.080	0.79		0.54
Toluene	25	0.080	94		0.30
1,2,4-Trichlorobenzene	ND	0.40	ND		3.0
Trichloroethene	0.048	0.040	0.26		0.21
Vinyl chloride	ND	0.080	ND		0.20
o-Xylene	0.79	0.080	3.4		0.35
Methyl tert-butyl ether	ND	0.40	ND		1.4
m-Xylene & p-Xylene	2.4	0.080	10		0.35
Carbon tetrachloride	0.092	0.080	0.58		0.50
Chloroform	0.092	0.080	0.45		0.39
Dichlorodifluoromethane	0.48	0.080	2.4		0.40
1,1-Dichloroethane	ND	0.080	ND		0.32
1,2-Dichloroethane	ND	0.080	ND		0.32
1,1-Dichloroethene	ND	0.080	ND		0.32
cis-1,2-Dichloroethene	ND	0.080	ND		0.32
trans-1,2-Dichloroethene	ND	0.080	ND		0.32

SURROGATE	PERCENT RECOVERY	LABORATORY CONTROL LIMITS (%)
4-Bromofluorobenzene	99	60 - 140

Qualifiers

B Method blank contamination. The associated method blank contains the target analyte at a reportable level.

The 'Result' in ug/m3 is calculated using the following equation: Amount Found(before rounding)*(Molecular Weight/24.45)

The 'Reporting Limit' in ug/m3 is calculated using the following equation: (Reporting Limit(before rounding) * Dilution Factor) * (Molecular Weight/24.45)

Tetra Tech NUS, Inc

Client Sample ID: ISG-06-B-7

GC/MS Volatiles

Lot-Sample #	H9J310102 - 014	Work Order #	LNL6T1AA	Matrix.....:	AIR

Date Sampled...:	10/27/2009	Date Received..:	10/30/2009
Prep Date.....:	11/05/2009	Analysis Date...	11/06/2009
Prep Batch #.....:	9313079		
Dilution Factor.:	1	Method.....:	TO-15

PARAMETER	RESULTS (ppb(v/v))	REPORTING LIMIT (ppb(v/v))	RESULTS (ug/m3)		REPORTING LIMIT (ug/m3)
Ethylbenzene	0.64	0.080	2.8		0.35
Methylene chloride	0.33	0.20	1.1	B	0.69
Naphthalene	1.0	0.20	5.2		1.0
Benzene	0.14	0.080	0.44		0.26
Tetrachloroethene	0.17	0.080	1.1		0.54
Toluene	44	0.080	170	E	0.30
1,2,4-Trichlorobenzene	ND	0.40	ND		3.0
Trichloroethene	0.68	0.040	3.6		0.21
Vinyl chloride	ND	0.080	ND		0.20
o-Xylene	1.2	0.080	5.2		0.35
Methyl tert-butyl ether	ND	0.40	ND		1.4
m-Xylene & p-Xylene	2.3	0.080	10		0.35
Carbon tetrachloride	0.11	0.080	0.67		0.50
Chloroform	0.034	0.080	0.17	J	0.39
Dichlorodifluoromethane	0.51	0.080	2.5		0.40
1,1-Dichloroethane	ND	0.080	ND		0.32
1,2-Dichloroethane	ND	0.080	ND		0.32
1,1-Dichloroethene	ND	0.080	ND		0.32
cis-1,2-Dichloroethene	ND	0.080	ND		0.32
trans-1,2-Dichloroethene	ND	0.080	ND		0.32

SURROGATE	PERCENT RECOVERY	LABORATORY CONTROL LIMITS (%)
4-Bromofluorobenzene	103	60 - 140

Qualifiers

B	Method blank contamination. The associated method blank contains the target analyte at a reportable level.
E	Estimated result. Result concentration exceeds the calibration range.
J	Estimated result. Result is less than RL.

The 'Result' in ug/m3 is calculated using the following equation: Amount Found(before rounding)*(Molecular Weight/24.45)

The 'Reporting Limit' in ug/m3 is calculated using the following equation: (Reporting Limit(before rounding) * Dilution Factor) * (Molecular Weight/24.45)

Tetra Tech NUS, Inc

Client Sample ID: ISG-06-B-7

GC/MS Volatiles

Lot-Sample #	**H9J310102 - 014**	**Work Order #**	**LNL6T2AA**	**Matrix.....:**	**AIR**

Date Sampled...:	**10/27/2009**	**Date Received..:**	**10/30/2009**
Prep Date.....:	**11/06/2009**	**Analysis Date...**	**11/06/2009**
Prep Batch #.....:	**9313093**		
Dilution Factor.:	**5**	**Method.....:**	**TO-15**

PARAMETER	RESULTS (ppb(v/v))	REPORTING LIMIT (ppb(v/v))	RESULTS (ug/m3)		REPORTING LIMIT (ug/m3)
Toluene	**55**	**0.40**	**210**	**D**	**1.5**

SURROGATE	PERCENT RECOVERY	LABORATORY CONTROL LIMITS (%)
4-Bromofluorobenzene	**99**	**60 - 140**

Qualifiers

D **Result was obtained from the analysis of a dilution.**

The 'Result' in ug/m3 is calculated using the following equation: Amount Found(before rounding)*(Molecular Weight/24.45)

The 'Reporting Limit' in ug/m3 is calculated using the following equation: (Reporting Limit(before rounding) * Dilution Factor) * (Molecular Weight/24.45)

Tetra Tech NUS, Inc

Client Sample ID: SV-B-3-7

GC/MS Volatiles

Lot-Sample #	H9J310102 - 015	Work Order #	LNL6V1AA	Matrix.....:	AIR

Date Sampled...:	10/27/2009	Date Received..:	10/30/2009
Prep Date.....:	11/05/2009	Analysis Date...	11/06/2009
Prep Batch #.....:	9313079		
Dilution Factor.:	1	Method.....:	TO-15

PARAMETER	RESULTS (ppb(v/v))	REPORTING LIMIT (ppb(v/v))	RESULTS (ug/m3)		REPORTING LIMIT (ug/m3)
Ethylbenzene	0.55	0.080	2.4		0.35
Methylene chloride	0.34	0.20	1.2	B	0.69
Naphthalene	0.099	0.20	0.52	J	1.0
Benzene	0.19	0.080	0.62		0.26
Tetrachloroethene	0.040	0.080	0.27	J	0.54
Toluene	1.9	0.080	7.1		0.30
1,2,4-Trichlorobenzene	ND	0.40	ND		3.0
Trichloroethene	0.037	0.040	0.20	J	0.21
Vinyl chloride	ND	0.080	ND		0.20
o-Xylene	0.78	0.080	3.4		0.35
Methyl tert-butyl ether	ND	0.40	ND		1.4
m-Xylene & p-Xylene	0.58	0.080	2.5		0.35
Carbon tetrachloride	0.081	0.080	0.51		0.50
Chloroform	0.082	0.080	0.40		0.39
Dichlorodifluoromethane	0.50	0.080	2.5		0.40
1,1-Dichloroethane	ND	0.080	ND		0.32
1,2-Dichloroethane	ND	0.080	ND		0.32
1,1-Dichloroethene	ND	0.080	ND		0.32
cis-1,2-Dichloroethene	ND	0.080	ND		0.32
trans-1,2-Dichloroethene	ND	0.080	ND		0.32

SURROGATE	PERCENT RECOVERY	LABORATORY CONTROL LIMITS (%)
4-Bromofluorobenzene	101	60 - 140

Qualifiers

B	Method blank contamination. The associated method blank contains the target analyte at a reportable level.
J	Estimated result. Result is less than RL.

The 'Result' in ug/m3 is calculated using the following equation: Amount Found(before rounding)*(Molecular Weight/24.45)

The 'Reporting Limit' in ug/m3 is calculated using the following equation: (Reporting Limit(before rounding) * Dilution Factor) * (Molecular Weight/24.45)

Tetra Tech NUS, Inc

Client Sample ID: ISG-07-B-7

GC/MS Volatiles

Lot-Sample #	H9J310102 - 016	Work Order #	LNL6W1AA	Matrix.....:	AIR

Date Sampled...:	10/27/2009	Date Received..:	10/30/2009
Prep Date.....:	11/05/2009	Analysis Date...	11/06/2009
Prep Batch #.....:	9313079		
Dilution Factor.:	1	Method.....:	TO-15

PARAMETER	RESULTS (ppb(v/v))	REPORTING LIMIT (ppb(v/v))	RESULTS (ug/m3)		REPORTING LIMIT (ug/m3)
Ethylbenzene	0.097	0.080	0.42		0.35
Methylene chloride	0.27	0.20	0.93	B	0.69
Naphthalene	0.45	0.20	2.3		1.0
Benzene	0.21	0.080	0.67		0.26
Tetrachloroethene	0.85	0.080	5.8		0.54
Toluene	0.56	0.080	2.1		0.30
1,2,4-Trichlorobenzene	ND	0.40	ND		3.0
Trichloroethene	0.46	0.040	2.5		0.21
Vinyl chloride	ND	0.080	ND		0.20
o-Xylene	0.13	0.080	0.57		0.35
Methyl tert-butyl ether	ND	0.40	ND		1.4
m-Xylene & p-Xylene	0.38	0.080	1.6		0.35
Carbon tetrachloride	0.067	0.080	0.42	J	0.50
Chloroform	1.1	0.080	5.6		0.39
Dichlorodifluoromethane	0.33	0.080	1.6		0.40
1,1-Dichloroethane	0.017	0.080	0.070	J	0.32
1,2-Dichloroethane	ND	0.080	ND		0.32
1,1-Dichloroethene	ND	0.080	ND		0.32
cis-1,2-Dichloroethene	ND	0.080	ND		0.32
trans-1,2-Dichloroethene	ND	0.080	ND		0.32

SURROGATE	PERCENT RECOVERY	LABORATORY CONTROL LIMITS (%)
4-Bromofluorobenzene	104	60 - 140

Qualifiers

B	Method blank contamination. The associated method blank contains the target analyte at a reportable level.
J	Estimated result. Result is less than RL.

The 'Result' in ug/m3 is calculated using the following equation: Amount Found(before rounding)*(Molecular Weight/24.45)

The 'Reporting Limit' in ug/m3 is calculated using the following equation: (Reporting Limit(before rounding) * Dilution Factor) * (Molecular Weight/24.45)

Tetra Tech NUS, Inc

Client Sample ID: ISG-09-B-7

GC/MS Volatiles

Lot-Sample #	H9J310102 - 017	Work Order #	LNL6X1AA	Matrix.....:	AIR

Date Sampled...:	10/27/2009	Date Received..:	10/30/2009
Prep Date.....:	11/05/2009	Analysis Date...	11/06/2009
Prep Batch #.....:	9313079		
Dilution Factor.:	1	Method.....:	TO-15

PARAMETER	RESULTS (ppb(v/v))	REPORTING LIMIT (ppb(v/v))	RESULTS (ug/m3)		REPORTING LIMIT (ug/m3)
Ethylbenzene	0.27	0.080	1.2		0.35
Methylene chloride	0.21	0.20	0.72	B	0.69
Naphthalene	0.048	0.20	0.25	J	1.0
Benzene	0.073	0.080	0.23	J	0.26
Tetrachloroethene	0.49	0.080	3.3		0.54
Toluene	16	0.080	59		0.30
1,2,4-Trichlorobenzene	ND	0.40	ND		3.0
Trichloroethene	0.092	0.040	0.49		0.21
Vinyl chloride	ND	0.080	ND		0.20
o-Xylene	0.51	0.080	2.2		0.35
Methyl tert-butyl ether	ND	0.40	ND		1.4
m-Xylene & p-Xylene	1.2	0.080	5.1		0.35
Carbon tetrachloride	1.1	0.080	7.1		0.50
Chloroform	0.14	0.080	0.70		0.39
Dichlorodifluoromethane	0.60	0.080	2.9		0.40
1,1-Dichloroethane	ND	0.080	ND		0.32
1,2-Dichloroethane	ND	0.080	ND		0.32
1,1-Dichloroethene	ND	0.080	ND		0.32
cis-1,2-Dichloroethene	ND	0.080	ND		0.32
trans-1,2-Dichloroethene	ND	0.080	ND		0.32

SURROGATE	PERCENT RECOVERY	LABORATORY CONTROL LIMITS (%)
4-Bromofluorobenzene	99	60 - 140

Qualifiers

B	Method blank contamination. The associated method blank contains the target analyte at a reportable level.
J	Estimated result. Result is less than RL.

The 'Result' in ug/m3 is calculated using the following equation: Amount Found(before rounding)*(Molecular Weight/24.45)

The 'Reporting Limit' in ug/m3 is calculated using the following equation: (Reporting Limit(before rounding) * Dilution Factor) * (Molecular Weight/24.45)

Tetra Tech NUS, Inc

Client Sample ID: SV-B-2-7

GC/MS Volatiles

Lot-Sample #	H9J310102 - 018	Work Order #	LNL601AA	Matrix.....:	AIR

Date Sampled...:	10/27/2009	Date Received..:	10/30/2009
Prep Date.....:	11/05/2009	Analysis Date...	11/06/2009
Prep Batch #.....:	9313079		
Dilution Factor.:	1	Method.....:	TO-15

PARAMETER	RESULTS (ppb(v/v))	REPORTING LIMIT (ppb(v/v))	RESULTS (ug/m3)		REPORTING LIMIT (ug/m3)
Ethylbenzene	0.27	0.080	1.2		0.35
Methylene chloride	0.25	0.20	0.88	B	0.69
Naphthalene	0.072	0.20	0.38	J	1.0
Benzene	0.24	0.080	0.75		0.26
Tetrachloroethene	1.0	0.080	7.1		0.54
Toluene	1.0	0.080	3.9		0.30
1,2,4-Trichlorobenzene	0.19	0.40	1.4	J	3.0
Trichloroethene	0.41	0.040	2.2		0.21
Vinyl chloride	ND	0.080	ND		0.20
o-Xylene	0.41	0.080	1.8		0.35
Methyl tert-butyl ether	ND	0.40	ND		1.4
m-Xylene & p-Xylene	0.79	0.080	3.5		0.35
Carbon tetrachloride	0.10	0.080	0.65		0.50
Chloroform	0.64	0.080	3.1		0.39
Dichlorodifluoromethane	0.50	0.080	2.5		0.40
1,1-Dichloroethane	0.023	0.080	0.093	J	0.32
1,2-Dichloroethane	ND	0.080	ND		0.32
1,1-Dichloroethene	ND	0.080	ND		0.32
cis-1,2-Dichloroethene	ND	0.080	ND		0.32
trans-1,2-Dichloroethene	ND	0.080	ND		0.32

SURROGATE	PERCENT RECOVERY	LABORATORY CONTROL LIMITS (%)
4-Bromofluorobenzene	96	60 - 140

Qualifiers

B	Method blank contamination. The associated method blank contains the target analyte at a reportable level.
J	Estimated result. Result is less than RL.

The 'Result' in ug/m3 is calculated using the following equation: Amount Found(before rounding)*(Molecular Weight/24.45)

The 'Reporting Limit' in ug/m3 is calculated using the following equation: (Reporting Limit(before rounding) * Dilution Factor) * (Molecular Weight/24.45)

Tetra Tech NUS, Inc

Client Sample ID: ISG-10-B-7

GC/MS Volatiles

Lot-Sample #	H9J310102 - 019	Work Order #	LNL611AA	Matrix.....:	AIR

Date Sampled...:	10/27/2009	Date Received..:	10/30/2009
Prep Date.....:	11/05/2009	Analysis Date...	11/06/2009
Prep Batch #.....:	9313079		
Dilution Factor.:	1	Method.....:	TO-15

PARAMETER	RESULTS (ppb(v/v))	REPORTING LIMIT (ppb(v/v))	RESULTS (ug/m3)		REPORTING LIMIT (ug/m3)
Ethylbenzene	0.55	0.080	2.4		0.35
Methylene chloride	0.26	0.20	0.91	B	0.69
Naphthalene	0.74	0.20	3.9		1.0
Benzene	0.21	0.080	0.67		0.26
Tetrachloroethene	0.40	0.080	2.7		0.54
Toluene	3.9	0.080	15		0.30
1,2,4-Trichlorobenzene	ND	0.40	ND		3.0
Trichloroethene	8.3	0.040	44		0.21
Vinyl chloride	ND	0.080	ND		0.20
o-Xylene	0.98	0.080	4.2		0.35
Methyl tert-butyl ether	ND	0.40	ND		1.4
m-Xylene & p-Xylene	2.1	0.080	9.0		0.35
Carbon tetrachloride	0.076	0.080	0.48	J	0.50
Chloroform	0.17	0.080	0.83		0.39
Dichlorodifluoromethane	0.53	0.080	2.6		0.40
1,1-Dichloroethane	0.045	0.080	0.18	J	0.32
1,2-Dichloroethane	ND	0.080	ND		0.32
1,1-Dichloroethene	ND	0.080	ND		0.32
cis-1,2-Dichloroethene	0.16	0.080	0.65		0.32
trans-1,2-Dichloroethene	ND	0.080	ND		0.32

SURROGATE	PERCENT RECOVERY	LABORATORY CONTROL LIMITS (%)
4-Bromofluorobenzene	101	60 - 140

Qualifiers

B	Method blank contamination. The associated method blank contains the target analyte at a reportable level.
J	Estimated result. Result is less than RL.

The 'Result' in ug/m3 is calculated using the following equation: Amount Found(before rounding)*(Molecular Weight/24.45)

The 'Reporting Limit' in ug/m3 is calculated using the following equation: (Reporting Limit(before rounding) * Dilution Factor) * (Molecular Weight/24.45)

Tetra Tech NUS, Inc

Client Sample ID: SV-1-C-7

GC/MS Volatiles

Lot-Sample #	H9J310102 - 020	Work Order #	LNL621AA	Matrix.....:	AIR

Date Sampled...:	10/27/2009	Date Received..:	10/30/2009
Prep Date.....:	11/09/2009	Analysis Date...	11/10/2009
Prep Batch #.....:	9314059		
Dilution Factor.:	10	Method.....:	TO-15

PARAMETER	RESULTS (ppb(v/v))	REPORTING LIMIT (ppb(v/v))	RESULTS (ug/m3)		REPORTING LIMIT (ug/m3)
Ethylbenzene	ND	0.80	ND		3.5
Methylene chloride	1.3	2.0	4.5	J B	6.9
Naphthalene	ND	2.0	ND		10
Benzene	ND	0.80	ND		2.6
Tetrachloroethene	0.44	0.80	3.0	J	5.4
Toluene	ND	0.80	ND		3.0
1,2,4-Trichlorobenzene	ND	4.0	ND		30
Trichloroethene	61	0.40	330		2.1
Vinyl chloride	ND	0.80	ND		2.0
o-Xylene	ND	0.80	ND		3.5
Methyl tert-butyl ether	ND	4.0	ND		14
m-Xylene & p-Xylene	ND	0.80	ND		3.5
Carbon tetrachloride	ND	0.80	ND		5.0
Chloroform	1.5	0.80	7.4		3.9
Dichlorodifluoromethane	0.45	0.80	2.2	J	4.0
1,1-Dichloroethane	ND	0.80	ND		3.2
1,2-Dichloroethane	ND	0.80	ND		3.2
1,1-Dichloroethene	0.25	0.80	1.0	J	3.2
cis-1,2-Dichloroethene	59	0.80	230		3.2
trans-1,2-Dichloroethene	12	0.80	49		3.2

SURROGATE	PERCENT RECOVERY	LABORATORY CONTROL LIMITS (%)
4-Bromofluorobenzene	96	60 - 140

Qualifiers

B	Method blank contamination. The associated method blank contains the target analyte at a reportable level.
J	Estimated result. Result is less than RL.

The 'Result' in ug/m3 is calculated using the following equation: Amount Found(before rounding)*(Molecular Weight/24.45)

The 'Reporting Limit' in ug/m3 is calculated using the following equation: (Reporting Limit(before rounding) * Dilution Factor) * (Molecular Weight/24.45)

Tetra Tech NUS, Inc

Client Sample ID: B-DUP-1-7

GC/MS Volatiles

Lot-Sample #	H9J310102 - 021	Work Order #	LNL631AA	Matrix.....:	AIR

Date Sampled...:	10/27/2009	Date Received..:	10/30/2009
Prep Date.....:	11/09/2009	Analysis Date...	11/09/2009
Prep Batch #.....:	9314059		
Dilution Factor.:	1	Method.....:	TO-15

PARAMETER	RESULTS (ppb(v/v))	REPORTING LIMIT (ppb(v/v))	RESULTS (ug/m3)		REPORTING LIMIT (ug/m3)
Ethylbenzene	0.45	0.080	2.0		0.35
Methylene chloride	0.38	0.20	1.3	B	0.69
Naphthalene	0.47	0.20	2.5		1.0
Benzene	0.13	0.080	0.40		0.26
Tetrachloroethene	0.47	0.080	3.2		0.54
Toluene	19	0.080	73		0.30
1,2,4-Trichlorobenzene	ND	0.40	ND		3.0
Trichloroethene	0.11	0.040	0.57		0.21
Vinyl chloride	ND	0.080	ND		0.20
o-Xylene	0.67	0.080	2.9		0.35
Methyl tert-butyl ether	ND	0.40	ND		1.4
m-Xylene & p-Xylene	1.4	0.080	6.0		0.35
Carbon tetrachloride	1.4	0.080	8.8		0.50
Chloroform	0.38	0.080	1.8		0.39
Dichlorodifluoromethane	0.52	0.080	2.6		0.40
1,1-Dichloroethane	ND	0.080	ND		0.32
1,2-Dichloroethane	ND	0.080	ND		0.32
1,1-Dichloroethene	ND	0.080	ND		0.32
cis-1,2-Dichloroethene	ND	0.080	ND		0.32
trans-1,2-Dichloroethene	ND	0.080	ND		0.32

SURROGATE	PERCENT RECOVERY	LABORATORY CONTROL LIMITS (%)
4-Bromofluorobenzene	101	60 - 140

Qualifiers

B Method blank contamination. The associated method blank contains the target analyte at a reportable level.

The 'Result' in ug/m3 is calculated using the following equation: Amount Found(before rounding)*(Molecular Weight/24.45)

The 'Reporting Limit' in ug/m3 is calculated using the following equation: (Reporting Limit(before rounding) * Dilution Factor) * (Molecular Weight/24.45)

Tetra Tech NUS, Inc

Client Sample ID: INTRA-LAB BLANK

GC/MS Volatiles

Lot-Sample #	H9K090000 - 079B	Work Order #	LN4PH1AA	Matrix.....:	AIR
	10/27/2009	Date Received..:	10/30/2009		
Prep Date.....:	11/05/2009	Analysis Date...	11/05/2009		
Prep Batch #.....:	9313079				
Dilution Factor.:	1	Method.....:	TO-15		

PARAMETER	RESULTS (ppb(v/v))	REPORTING LIMIT (ppb(v/v))	RESULTS (ug/m3)		REPORTING LIMIT (ug/m3)
Ethylbenzene	ND	0.080	ND		0.35
Methylene chloride	0.071	0.20	0.25	J	0.69
Naphthalene	ND	0.20	ND		1.0
Benzene	ND	0.080	ND		0.26
Tetrachloroethene	ND	0.080	ND		0.54
Toluene	ND	0.080	ND		0.30
1,2,4-Trichlorobenzene	ND	0.40	ND		3.0
Trichloroethene	ND	0.040	ND		0.21
Vinyl chloride	ND	0.080	ND		0.20
o-Xylene	ND	0.080	ND		0.35
Methyl tert-butyl ether	ND	0.40	ND		1.4
m-Xylene & p-Xylene	ND	0.080	ND		0.35
Carbon tetrachloride	ND	0.080	ND		0.50
Chloroform	ND	0.080	ND		0.39
Dichlorodifluoromethane	ND	0.080	ND		0.40
1,1-Dichloroethane	ND	0.080	ND		0.32
1,2-Dichloroethane	ND	0.080	ND		0.32
1,1-Dichloroethene	ND	0.080	ND		0.32
cis-1,2-Dichloroethene	ND	0.080	ND		0.32
trans-1,2-Dichloroethene	ND	0.080	ND		0.32

SURROGATE	PERCENT RECOVERY	LABORATORY CONTROL LIMITS (%)
4-Bromofluorobenzene	97	60 - 140

Qualifiers

J Estimated result. Result is less than RL.

The 'Result' in ug/m3 is calculated using the following equation: Amount Found(before rounding)*(Molecular Weight/24.45)

The 'Reporting Limit' in ug/m3 is calculated using the following equation: (Reporting Limit(before rounding) * Dilution Factor) * (Molecular Weight/24.45)

Tetra Tech NUS, Inc

Client Sample ID: CHECK SAMPLE

GC/MS Volatiles

Lot-Sample # H9K090000 - 079C Work Order # LN4PH1AC Matrix.....: AIR

	10/27/2009	Date Received..:	10/30/2009
Prep Date.....:	11/05/2009	Analysis Date...	11/05/2009
Prep Batch #.....:	9313079		
Dilution Factor.:	1	Method.....:	TO-15

PARAMETER	SPIKE AMOUNT (ppb(v/v))	MEASURED AMOUNT (ppb(v/v))	SPIKE AMOUNT (ug/m3)	MEASURED AMOUNT (ug/m3)	PERCENT RECOVERY	RECOVERY LIMITS
Ethylbenzene	2.50	2.34	11	10	94	70 - 130
Methylene chloride	2.50	2.51	8.7	8.7	100	70 - 130
Naphthalene	2.50	1.88	13	9.9	75	60 - 140
Benzene	2.50	2.58	8.0	8.3	103	70 - 130
Tetrachloroethene	2.50	2.44	17	17	98	70 - 130
Toluene	2.50	2.38	9.4	9.0	95	70 - 130
1,2,4-Trichlorobenzene	2.50	1.69	19	13	68	60 - 140
Trichloroethene	2.50	2.43	13	13	97	70 - 130
Vinyl chloride	2.50	2.47	6.4	6.3	99	70 - 130
o-Xylene	2.50	2.34	11	10	94	70 - 130
Methyl tert-butyl ether	2.50	2.45	9.0	8.8	98	60 - 140
m-Xylene & p-Xylene	5.00	4.51	22	20	90	70 - 130
Carbon tetrachloride	2.50	2.82	16	18	113	70 - 130
Chloroform	2.50	2.56	12	12	102	70 - 130
Dichlorodifluoromethane	2.50	2.69	12	13	108	60 - 140
1,1-Dichloroethane	2.50	2.54	10	10	102	70 - 130
1,2-Dichloroethane	2.50	2.52	10	10	101	70 - 130
1,1-Dichloroethene	2.50	2.41	9.9	9.6	96	70 - 130
cis-1,2-Dichloroethene	2.50	2.52	9.9	10.0	101	70 - 130
trans-1,2-Dichloroethene	2.50	2.46	9.9	9.8	99	70 - 130

SURROGATE	PERCENT RECOVERY	LABORATORY CONTROL LIMITS (%)
4-Bromofluorobenzene	103	60 - 140

The 'Result' in ug/m3 is calculated using the following equation: Amount Found(before rounding)*(Molecular Weight/24.45)

The 'Reporting Limit' in ug/m3 is calculated using the following equation: (Reporting Limit(before rounding) * Dilution Factor) * (Molecular Weight/24.45)

Tetra Tech NUS, Inc

Client Sample ID: INTRA-LAB BLANK

GC/MS Volatiles

Lot-Sample #	**H9K090000 - 093B**	**Work Order #**	**LN4PT1AA**	**Matrix.....:**	**AIR**
	10/27/2009	**Date Received..:**	**10/30/2009**		
Prep Date.....:	**11/06/2009**	**Analysis Date...**	**11/06/2009**		
Prep Batch #.....:	**9313093**				
Dilution Factor.:	**1**	**Method.....:**	**TO-15**		

PARAMETER	RESULTS (ppb(v/v))	REPORTING LIMIT (ppb(v/v))	RESULTS (ug/m3)	REPORTING LIMIT (ug/m3)
Toluene	**ND**	**0.080**	**ND**	**0.30**

SURROGATE	PERCENT RECOVERY	LABORATORY CONTROL LIMITS (%)
4-Bromofluorobenzene	**97**	**60 - 140**

The 'Result' in ug/m3 is calculated using the following equation: Amount Found(before rounding)*(Molecular Weight/24.45)

The 'Reporting Limit' in ug/m3 is calculated using the following equation: (Reporting Limit(before rounding) * Dilution Factor) * (Molecular Weight/24.45)

Tetra Tech NUS, Inc

Client Sample ID: CHECK SAMPLE

GC/MS Volatiles

Lot-Sample #	**H9K090000 - 093C**	**Work Order #**	**LN4PT1AC**	**Matrix.....:**	**AIR**
	10/27/2009	**Date Received..:**	**10/30/2009**		
Prep Date.....:	**11/06/2009**	**Analysis Date...**	**11/06/2009**		
Prep Batch #.....:	**9313093**				
Dilution Factor.:	**1**	**Method.....:**	**TO-15**		

PARAMETER	SPIKE AMOUNT (ppb(v/v))	MEASURED AMOUNT (ppb(v/v))	SPIKE AMOUNT (ug/m3)	MEASURED AMOUNT (ug/m3)	PERCENT RECOVERY	RECOVERY LIMITS
Toluene	**12.5**	**12.8**	**47**	**48**	**102**	**70 - 130**

SURROGATE	PERCENT RECOVERY	LABORATORY CONTROL LIMITS (%)
4-Bromofluorobenzene	**100**	**60 - 140**

The 'Result' in ug/m3 is calculated using the following equation: Amount Found(before rounding)*(Molecular Weight/24.45)

The 'Reporting Limit' in ug/m3 is calculated using the following equation: (Reporting Limit(before rounding) * Dilution Factor) * (Molecular Weight/24.45)

Tetra Tech NUS, Inc

Client Sample ID: INTRA-LAB BLANK

GC/MS Volatiles

Lot-Sample #	H9K100000 - 059B	Work Order #	LN5TT1AA	Matrix.....:	AIR
	10/27/2009	Date Received..:	10/30/2009		
Prep Date.....:	11/09/2009	Analysis Date...	11/09/2009		
Prep Batch #.....:	9314059				
Dilution Factor.:	1	Method.....:	TO-15		

PARAMETER	RESULTS (ppb(v/v))	REPORTING LIMIT (ppb(v/v))	RESULTS (ug/m3)		REPORTING LIMIT (ug/m3)
Ethylbenzene	ND	0.080	ND		0.35
Methylene chloride	0.070	0.20	0.24	J	0.69
Naphthalene	ND	0.20	ND		1.0
Benzene	ND	0.080	ND		0.26
Tetrachloroethene	ND	0.080	ND		0.54
Toluene	ND	0.080	ND		0.30
1,2,4-Trichlorobenzene	ND	0.40	ND		3.0
Trichloroethene	ND	0.040	ND		0.21
Vinyl chloride	ND	0.080	ND		0.20
o-Xylene	ND	0.080	ND		0.35
Methyl tert-butyl ether	ND	0.40	ND		1.4
m-Xylene & p-Xylene	ND	0.080	ND		0.35
Carbon tetrachloride	ND	0.080	ND		0.50
Chloroform	ND	0.080	ND		0.39
Dichlorodifluoromethane	ND	0.080	ND		0.40
1,1-Dichloroethane	ND	0.080	ND		0.32
1,2-Dichloroethane	ND	0.080	ND		0.32
1,1-Dichloroethene	ND	0.080	ND		0.32
cis-1,2-Dichloroethene	ND	0.080	ND		0.32
trans-1,2-Dichloroethene	ND	0.080	ND		0.32

SURROGATE	PERCENT RECOVERY	LABORATORY CONTROL LIMITS (%)
4-Bromofluorobenzene	105	60 - 140

Qualifiers

J Estimated result. Result is less than RL.

The 'Result' in ug/m3 is calculated using the following equation: Amount Found(before rounding)*(Molecular Weight/24.45)

The 'Reporting Limit' in ug/m3 is calculated using the following equation: (Reporting Limit(before rounding) * Dilution Factor) * (Molecular Weight/24.45)

Tetra Tech NUS, Inc

Client Sample ID: CHECK SAMPLE

GC/MS Volatiles

Lot-Sample # H9K100000 - 059C Work Order # LN5TT1AC Matrix.....: AIR

	10/27/2009	Date Received..:	10/30/2009
Prep Date.....:	11/09/2009	Analysis Date...	11/09/2009
Prep Batch #.....:	9314059		
Dilution Factor.:	1	Method.....:	TO-15

PARAMETER	SPIKE AMOUNT (ppb(v/v))	MEASURED AMOUNT (ppb(v/v))	SPIKE AMOUNT (ug/m3)	MEASURED AMOUNT (ug/m3)	PERCENT RECOVERY	RECOVERY LIMITS
Ethylbenzene	2.50	2.48	11	11	99	70 - 130
Methylene chloride	2.50	2.60	8.7	9.0	104	70 - 130
Naphthalene	2.50	2.94	13	15	117	60 - 140
Benzene	2.50	2.42	8.0	7.7	97	70 - 130
Tetrachloroethene	2.50	2.57	17	17	103	70 - 130
Toluene	2.50	2.26	9.4	8.5	91	70 - 130
1,2,4-Trichlorobenzene	2.50	2.80	19	21	112	60 - 140
Trichloroethene	2.50	2.40	13	13	96	70 - 130
Vinyl chloride	2.50	2.86	6.4	7.3	114	70 - 130
o-Xylene	2.50	2.65	11	11	106	70 - 130
Methyl tert-butyl ether	2.50	2.76	9.0	10.0	110	60 - 140
m-Xylene & p-Xylene	5.00	5.02	22	22	100	70 - 130
Carbon tetrachloride	2.50	2.71	16	17	108	70 - 130
Chloroform	2.50	2.61	12	13	104	70 - 130
Dichlorodifluoromethane	2.50	3.02	12	15	121	60 - 140
1,1-Dichloroethane	2.50	2.56	10	10	102	70 - 130
1,2-Dichloroethane	2.50	2.54	10	10	102	70 - 130
1,1-Dichloroethene	2.50	2.76	9.9	11	110	70 - 130
cis-1,2-Dichloroethene	2.50	2.50	9.9	9.9	100	70 - 130
trans-1,2-Dichloroethene	2.50	2.55	9.9	10	102	70 - 130

SURROGATE	PERCENT RECOVERY	LABORATORY CONTROL LIMITS (%)
4-Bromofluorobenzene	105	60 - 140

The 'Result' in ug/m3 is calculated using the following equation: Amount Found(before rounding)*(Molecular Weight/24.45)

The 'Reporting Limit' in ug/m3 is calculated using the following equation: (Reporting Limit(before rounding) * Dilution Factor) * (Molecular Weight/24.45)

Tetra Tech NUS, Inc

Client Sample ID: A-DUP-1-7

GC/MS Volatiles

Lot-Sample #	H9K040472 - 001	Work Order #	LNTCV1AA	Matrix.....:	AIR

Date Sampled...:	10/28/2009	Date Received..:	10/30/2009
Prep Date.....:	11/06/2009	Analysis Date...	11/07/2009
Prep Batch #.....:	9311141		
Dilution Factor.:	1	Method.....:	TO-15

PARAMETER	RESULTS (ppb(v/v))	REPORTING LIMIT (ppb(v/v))	RESULTS (ug/m3)		REPORTING LIMIT (ug/m3)
Ethylbenzene	0.78	0.080	3.4		0.35
Methylene chloride	0.38	0.20	1.3	B	0.69
Naphthalene	ND	0.20	ND		1.0
Benzene	0.24	0.080	0.78		0.26
Tetrachloroethene	0.069	0.080	0.47	J	0.54
Toluene	36	0.080	140	E	0.30
1,2,4-Trichlorobenzene	ND	0.40	ND		3.0
Trichloroethene	0.050	0.040	0.27		0.21
Vinyl chloride	ND	0.080	ND		0.20
o-Xylene	0.53	0.080	2.3		0.35
Methyl tert-butyl ether	ND	0.40	ND		1.4
m-Xylene & p-Xylene	2.2	0.080	9.8		0.35
Carbon tetrachloride	0.086	0.080	0.54		0.50
Chloroform	0.043	0.080	0.21	J	0.39
Dichlorodifluoromethane	0.57	0.080	2.8		0.40
1,1-Dichloroethane	ND	0.080	ND		0.32
1,2-Dichloroethane	ND	0.080	ND		0.32
1,1-Dichloroethene	ND	0.080	ND		0.32
cis-1,2-Dichloroethene	ND	0.080	ND		0.32
trans-1,2-Dichloroethene	ND	0.080	ND		0.32

SURROGATE	PERCENT RECOVERY	LABORATORY CONTROL LIMITS (%)
4-Bromofluorobenzene	105	60 - 140

Qualifiers

B	Method blank contamination. The associated method blank contains the target analyte at a reportable level.
E	Estimated result. Result concentration exceeds the calibration range.
J	Estimated result. Result is less than RL.

The 'Result' in ug/m3 is calculated using the following equation: Amount Found(before rounding)*(Molecular Weight/24.45)

The 'Reporting Limit' in ug/m3 is calculated using the following equation: (Reporting Limit(before rounding) * Dilution Factor) * (Molecular Weight/24.45)

Tetra Tech NUS, Inc

Client Sample ID: A-DUP-1-7

GC/MS Volatiles

Lot-Sample #	**H9K040472 - 001**	**Work Order #**	**LNTCV2AA**	**Matrix.....:**	**AIR**

Date Sampled...:	**10/28/2009**	**Date Received..:**	**10/30/2009**
Prep Date.....:	**11/09/2009**	**Analysis Date...**	**11/09/2009**
Prep Batch #.....:	**9314050**		
Dilution Factor.:	**3.63**	**Method.....:**	**TO-15**

PARAMETER	RESULTS (ppb(v/v))	REPORTING LIMIT (ppb(v/v))	RESULTS (ug/m3)		REPORTING LIMIT (ug/m3)
Toluene	**28**	**0.29**	**100**	**D**	**1.1**

SURROGATE	PERCENT RECOVERY	LABORATORY CONTROL LIMITS (%)
4-Bromofluorobenzene	**108**	**60 - 140**

Qualifiers

D **Result was obtained from the analysis of a dilution.**

The 'Result' in ug/m3 is calculated using the following equation: Amount Found(before rounding)*(Molecular Weight/24.45)

The 'Reporting Limit' in ug/m3 is calculated using the following equation: (Reporting Limit(before rounding) * Dilution Factor) * (Molecular Weight/24.45)

Tetra Tech NUS, Inc

Client Sample ID: INTRA-LAB BLANK

GC/MS Volatiles

Lot-Sample #	H9K070000 - 141B	Work Order #	LN34H1AA	Matrix.....:	AIR
	10/26/2009	Date Received..:	10/30/2009		
Prep Date.....:	11/06/2009	Analysis Date...	11/06/2009		
Prep Batch #.....:	9311141				
Dilution Factor.:	1	Method.....:	TO-15		

PARAMETER	RESULTS (ppb(v/v))	REPORTING LIMIT (ppb(v/v))	RESULTS (ug/m3)		REPORTING LIMIT (ug/m3)
Ethylbenzene	ND	0.080	ND		0.35
Methylene chloride	0.038	0.20	0.13	J	0.69
Naphthalene	ND	0.20	ND		1.0
Benzene	ND	0.080	ND		0.26
Tetrachloroethene	ND	0.080	ND		0.54
Toluene	ND	0.080	ND		0.30
1,2,4-Trichlorobenzene	ND	0.40	ND		3.0
Trichloroethene	ND	0.040	ND		0.21
Vinyl chloride	ND	0.080	ND		0.20
o-Xylene	ND	0.080	ND		0.35
Methyl tert-butyl ether	ND	0.40	ND		1.4
m-Xylene & p-Xylene	ND	0.080	ND		0.35
Carbon tetrachloride	ND	0.080	ND		0.50
Chloroform	ND	0.080	ND		0.39
Dichlorodifluoromethane	ND	0.080	ND		0.40
1,1-Dichloroethane	ND	0.080	ND		0.32
1,2-Dichloroethane	ND	0.080	ND		0.32
1,1-Dichloroethene	ND	0.080	ND		0.32
cis-1,2-Dichloroethene	ND	0.080	ND		0.32
trans-1,2-Dichloroethene	ND	0.080	ND		0.32

SURROGATE	PERCENT RECOVERY	LABORATORY CONTROL LIMITS (%)
4-Bromofluorobenzene	98	60 - 140

Qualifiers

J Estimated result. Result is less than RL.

The 'Result' in ug/m3 is calculated using the following equation: Amount Found(before rounding)*(Molecular Weight/24.45)

The 'Reporting Limit' in ug/m3 is calculated using the following equation: (Reporting Limit(before rounding) * Dilution Factor) * (Molecular Weight/24.45)

Tetra Tech NUS, Inc

Client Sample ID: CHECK SAMPLE

GC/MS Volatiles

Lot-Sample #	H9K070000 - 141C	Work Order #	LN34H1AC	Matrix.....:	AIR
	10/26/2009	Date Received..:	10/30/2009		
Prep Date.....:	11/06/2009	Analysis Date...	11/06/2009		
Prep Batch #.....:	9311141				
Dilution Factor.:	1	Method.....:	TO-15		

PARAMETER	SPIKE AMOUNT (ppb(v/v))	MEASURED AMOUNT (ppb(v/v))	SPIKE AMOUNT (ug/m3)	MEASURED AMOUNT (ug/m3)	PERCENT RECOVERY	RECOVERY LIMITS
Ethylbenzene	2.50	1.88	11	8.2	75	70 - 130
Methylene chloride	2.50	2.23	8.7	7.7	89	70 - 130
Naphthalene	2.50	2.14	13	11	86	60 - 140
Benzene	2.50	2.12	8.0	6.8	85	70 - 130
Tetrachloroethene	2.50	1.87	17	13	75	70 - 130
Toluene	2.50	1.84	9.4	6.9	74	70 - 130
1,2,4-Trichlorobenzene	2.50	2.09	19	15	84	60 - 140
Trichloroethene	2.50	1.90	13	10	76	70 - 130
Vinyl chloride	2.50	2.60	6.4	6.7	104	70 - 130
o-Xylene	2.50	1.94	11	8.4	78	70 - 130
Methyl tert-butyl ether	2.50	2.47	9.0	8.9	99	60 - 140
m-Xylene & p-Xylene	5.00	3.87	22	17	77	70 - 130
Carbon tetrachloride	2.50	2.30	16	14	92	70 - 130
Chloroform	2.50	2.38	12	12	95	70 - 130
Dichlorodifluoromethane	2.50	2.99	12	15	120	60 - 140
1,1-Dichloroethane	2.50	2.40	10	9.7	96	70 - 130
1,2-Dichloroethane	2.50	2.27	10	9.2	91	70 - 130
1,1-Dichloroethene	2.50	2.37	9.9	9.4	95	70 - 130
cis-1,2-Dichloroethene	2.50	2.33	9.9	9.2	93	70 - 130
trans-1,2-Dichloroethene	2.50	2.47	9.9	9.8	99	70 - 130

SURROGATE	PERCENT RECOVERY	LABORATORY CONTROL LIMITS (%)
4-Bromofluorobenzene	110	60 - 140

The 'Result' in ug/m3 is calculated using the following equation: Amount Found(before rounding)*(Molecular Weight/24.45)

The 'Reporting Limit' in ug/m3 is calculated using the following equation: (Reporting Limit(before rounding) * Dilution Factor) * (Molecular Weight/24.45)

Tetra Tech NUS, Inc

Client Sample ID: INTRA-LAB BLANK

GC/MS Volatiles

Lot-Sample #	**H9K100000 - 050B**	**Work Order #**	**LN5TC1AA**	**Matrix.....:**	**AIR**
	10/26/2009	**Date Received..:**	**10/30/2009**		
Prep Date.....:	**11/09/2009**	**Analysis Date...**	**11/09/2009**		
Prep Batch #.....:	**9314050**				
Dilution Factor.:	**1**	**Method.....:**	**TO-15**		

PARAMETER	RESULTS (ppb(v/v))	REPORTING LIMIT (ppb(v/v))	RESULTS (ug/m3)	REPORTING LIMIT (ug/m3)
Toluene	**ND**	**0.080**	**ND**	**0.30**

SURROGATE	PERCENT RECOVERY	LABORATORY CONTROL LIMITS (%)
4-Bromofluorobenzene	**97**	**60 - 140**

The 'Result' in ug/m3 is calculated using the following equation: Amount Found(before rounding)*(Molecular Weight/24.45)

The 'Reporting Limit' in ug/m3 is calculated using the following equation: (Reporting Limit(before rounding) * Dilution Factor) * (Molecular Weight/24.45)

Tetra Tech NUS, Inc

Client Sample ID: CHECK SAMPLE

GC/MS Volatiles

Lot-Sample #	**H9K100000 - 050C**	**Work Order #**	**LN5TC1AC**	**Matrix.....:**	**AIR**
	10/26/2009	**Date Received..:**	**10/30/2009**		
Prep Date.....:	**11/09/2009**	**Analysis Date...**	**11/09/2009**		
Prep Batch #.....:	**9314050**				
Dilution Factor.:	**1**	**Method.....:**	**TO-15**		

PARAMETER	SPIKE AMOUNT (ppb(v/v))	MEASURED AMOUNT (ppb(v/v))	SPIKE AMOUNT (ug/m3)	MEASURED AMOUNT (ug/m3)	PERCENT RECOVERY	RECOVERY LIMITS
Toluene	**2.50**	**1.87**	**9.4**	**7.0**	**75**	**70 - 130**

SURROGATE	PERCENT RECOVERY	LABORATORY CONTROL LIMITS (%)
4-Bromofluorobenzene	**104**	**60 - 140**

The 'Result' in ug/m3 is calculated using the following equation: Amount Found(before rounding)*(Molecular Weight/24.45)

The 'Reporting Limit' in ug/m3 is calculated using the following equation: (Reporting Limit(before rounding) * Dilution Factor) * (Molecular Weight/24.45)

APPENDIX D — DATA VALIDATION REPORTS

APPENDIX E — COMPARISON TO BACKGROUND

APPENDIX E
COMPARISON OF BACKGROUND RESULTS TO INDOOR AIR RESULTS
BUILDINGS A, B, C
ROUND 6
LMC MIDDLE RIVER COMPLEX
MIDDLE RIVER, MARYLAND

SAMPLE ID:	Maximum	IAQ-A1-6	IAQ-A2-6	IAQ-A2-6-D	IAQ-A3-6	IAQ-A4-6	IAQ-A5-6
LABORATORY ID:	Background	IAQ-A1	IAQ-A2	IAQ-A2	IAQ-A3	IAQ-A4	IAQ-A5
SAMPLE DATE:	Concentration	7/8/2009	7/8/2009	7/8/2009	7/8/2009	7/8/2009	7/8/2009
SAMPLE AREA:		AN	AC	AC	AC	AC	APS
VOLATILES (ug/m3)							
1,1-DICHLOROETHANE	--	--	--	--	--	--	--
1,1-DICHLOROETHENE	--	--	--	--	--	--	--
1,2,4-TRICHLOROBENZENE	--	--	--	--	--	--	--
1,2-DICHLOROETHANE	0.083 J	0.089 J	--	--	0.089 J	--	--
BENZENE	0.45	0.86	0.61	0.55	0.53	0.5	0.33 B
CARBON TETRACHLORIDE	0.72	0.77	0.55	0.69	0.63	0.56	0.47 J
CHLOROFORM	0.13 J	0.14 J	0.13 J	0.14 J	0.21 J	0.2 J	0.35 J
CIS-1,2-DICHLOROETHENE	--	--	--	--	--	--	--
DICHLORODIFLUOROMETHANE	2.9	2.6	2.4	2.4	2.4	2.7	2.3
ETHYLBENZENE	2.5	0.62	0.49 J	1.4 J	0.83	1.6	1.5
M+P-XYLENES	19	1.9	1.2 J	4 J	2.5	4.9	5.2
METHYL TERT-BUTYL ETHER	--	--	--	--	--	--	--
METHYLENE CHLORIDE	1.4 B	5.7	1.8 B	1.4 B	0.58 B	0.66 B	0.82
NAPHTHALENE	0.27 J	0.27 J	--	0.45 J	0.55 J	0.24 J	0.35 J
O-XYLENE	5.2	0.71	0.3 J	0.93	0.68	1.2	1.6
TETRACHLOROETHENE	0.13 J	--	1.9 J	--	0.16 J	0.11 J	0.22 J
TOLUENE	3.4	5.9	39 J	94 J	26	52	84
TRANS-1,2-DICHLOROETHENE	--	--	--	--	--	--	--
TRICHLOROETHENE	--	--	0.95 J	0.11 J	0.098 J	--	--
VINYL CHLORIDE	--	--	--	--	--	--	--

APPENDIX E
COMPARISON OF BACKGROUND RESULTS TO INDOOR AIR RESULTS
BUILDINGS A, B, C
ROUND 6
LMC MIDDLE RIVER COMPLEX
MIDDLE RIVER, MARYLAND

SAMPLE ID:	IAQ-A6-6	IAQ-A7-6	IAQ-A8-6	IAQ-A9-6	IAQ-B12-6	IAQ-B13-6	IAQ-B1-6
LABORATORY ID:	IAQ-A6	IAQ-A7	IAQ-A8	IAQ-A9	IAQ-B12	IAQ-B13	IAQ-B1
SAMPLE DATE:	7/8/2009	7/8/2009	7/8/2009	7/8/2009	7/7/2009	7/7/2009	7/7/2009
SAMPLE AREA:	APS	APS	AS	AS	BS	BS	BBN
VOLATILES (ug/m3)							
1,1-DICHLOROETHANE	0.062 J	--	--	--	--	--	--
1,1-DICHLOROETHENE	0.42	--	0.073 J	0.15 J	--	--	--
1,2,4-TRICHLOROBENZENE	--	--	--	--	--	--	--
1,2-DICHLOROETHANE	--	--	0.09 J	--	--	--	0.085 J
BENZENE	1.2	0.38 B	0.32 B	0.31 J	0.55	0.49	0.6
CARBON TETRACHLORIDE	0.47 J	0.52	0.56	0.52 J	0.61	0.64	0.8
CHLOROFORM	2	0.51	0.33 J	0.18 J	0.26 J	0.25 J	0.24 J
CIS-1,2-DICHLOROETHENE	0.23 J	--	--	--	--	--	--
DICHLORODIFLUOROMETHANE	2.3	2.9	3	2.4	2.8	2.8	2.5
ETHYLBENZENE	0.7	1.2	0.44	0.95	1	1.1	0.21 J
M+P-XYLENES	2.3	4	1.4	4.1	2.5	3.6	0.4
METHYL TERT-BUTYL ETHER	--	--	--	--	--	--	--
METHYLENE CHLORIDE	1.5	0.73	0.56 B	1.6 B	1.3 B	1.2 B	1.8 B
NAPHTHALENE	0.86 J	0.24 J	0.43 J	--	--	0.33 J	--
O-XYLENE	0.82	1.2	0.49	1.2	0.67	0.99	--
TETRACHLOROETHENE	0.25 J	0.17 J	--	--	0.22 J	0.19 J	0.17 J
TOLUENE	16	56	18	19	32	31	6.1
TRANS-1,2-DICHLOROETHENE	--	--	--	--	--	--	--
TRICHLOROETHENE	2.6	0.15 J	0.24	0.87	0.15 J	--	--
VINYL CHLORIDE	--	--	--	--	--	--	--

APPENDIX E
COMPARISON OF BACKGROUND RESULTS TO INDOOR AIR RESULTS
BUILDINGS A, B, C
ROUND 6
LMC MIDDLE RIVER COMPLEX
MIDDLE RIVER, MARYLAND

SAMPLE ID:	IAQ-B2-6	IAQ-B3-6	IAQ-B4-6	IAQ-B5-6	IAQ-B7-6	IAQ-B8-6	IAQ-B9-6
LABORATORY ID:	IAQ-B2	IAQ-B3	IAQ-B4	IAQ-B5	IAQ-B7	IAQ-B8	IAQ-B9
SAMPLE DATE:	7/7/2009	7/7/2009	7/7/2009	7/7/2009	7/7/2009	7/7/2009	7/7/2009
SAMPLE AREA:	BBN	BUN	BBN	BUC	BUC	BUS	BUS
VOLATILES (ug/m3)							
1,1-DICHLOROETHANE	--	--	--	--	--	--	0.11 J
1,1-DICHLOROETHENE	--	0.094 J	--	0.41	0.31 J	0.22 J	0.11 J
1,2,4-TRICHLOROBENZENE	--	--	--	--	--	--	0.36 J
1,2-DICHLOROETHANE	0.083 J	--	--	0.097 J	--	--	0.16 J
BENZENE	0.73	0.8	0.89	0.87	0.69	0.86	0.84
CARBON TETRACHLORIDE	0.59	0.55	0.58 J	0.69	0.6	0.75	0.78
CHLOROFORM	1.1	2	0.77	2.5	1.2	1.5	1.2
CIS-1,2-DICHLOROETHENE	--	--	--	--	--	--	0.19 J
DICHLORODIFLUOROMETHANE	2.7	2.8	2.6	4.8	3.7	3.5	3.3
ETHYLBENZENE	2	1.4	1.7	2.7	1.7	2.1	1.7
M+P-XYLENES	6.7	3.4	5.6	9.4	5.9	9.4	5.6
METHYL TERT-BUTYL ETHER	--	--	--	--	--	--	--
METHYLENE CHLORIDE	3	4.7	14	2.8	11	1.8 B	1.4 B
NAPHTHALENE	1.1	--	--	3.2	1.3	0.77 J	1.1 J
O-XYLENE	2.2	0.68	1.8	2.4	1.5	2.7	1.8
TETRACHLOROETHENE	0.35 J	0.42 J	0.37 J	0.53 J	0.37 J	0.56 J	0.6
TOLUENE	33	30	29	39	27	32	31
TRANS-1,2-DICHLOROETHENE	--	--	--	--	--	--	0.1 J
TRICHLOROETHENE	0.25	0.46	0.2 J	1.8	1.3	0.94	0.48
VINYL CHLORIDE	--	--	--	--	--	--	--

APPENDIX E
COMPARISON OF BACKGROUND RESULTS TO INDOOR AIR RESULTS
BUILDINGS A, B, C
ROUND 6
LMC MIDDLE RIVER COMPLEX
MIDDLE RIVER, MARYLAND

SAMPLE ID:	IAQ-B10-6	IAQ-C11-6	IAQ-C12-6	IAQ-C13-6	IAQ-C14-6	IAQ-C-15-6	IAQ-C1-6
LABORATORY ID:	IAQ-B10	IAQ-C11	IAQ-C12	IAQ-C13	IAQ-C14	IAQ-C-15	IAQ-C1
SAMPLE DATE:	7/7/2009	7/7/2009	7/7/2009	7/7/2009	7/7/2009	7/7/2009	7/7/2009
SAMPLE AREA:	BUS	CBN	CBN	CBN	CBN	CBN	CBS
VOLATILES (ug/m3)							
1,1-DICHLOROETHANE	--	--	--	--	--	--	0.048 J
1,1-DICHLOROETHENE	--	--	--	--	0.054 J	--	--
1,2,4-TRICHLOROBENZENE	--	--	--	--	--	--	--
1,2-DICHLOROETHANE	--	0.098 J	--	0.098 J	0.085 J	--	0.11 J
BENZENE	0.37 B	0.98	0.75	0.95	0.9	0.77	0.95
CARBON TETRACHLORIDE	0.56	0.54	0.52	0.59	0.6	0.56 J	0.73
CHLOROFORM	0.36 J	1.2	0.66	1.3	2	2.1	1.8
CIS-1,2-DICHLOROETHENE	--	--	--	--	--	--	9.5
DICHLORODIFLUOROMETHANE	2.9	2.7	2.3	2.7	2.6	2.5	2.9
ETHYLBENZENE	0.77	1.9	1.5	1.9	2.2	1.9	2
M+P-XYLENES	2.3	6.9	5.4	5.8	8.2	6.9	5.6
METHYL TERT-BUTYL ETHER	--	--	--	--	--	--	0.25 J
METHYLENE CHLORIDE	26	1.7 B	2.1	2 B	1.7 B	3.3	3
NAPHTHALENE	3.8	1.4	0.77 J	0.22 J	4	1.9	1.6 J
O-XYLENE	0.63	2.6	2.1	1.8	2.9	2.5	2
TETRACHLOROETHENE	--	0.57	0.49 J	0.58	0.58	0.45 J	0.72
TOLUENE	32	22	11	25	29	26	16
TRANS-1,2-DICHLOROETHENE	--	--	--	--	--	--	2
TRICHLOROETHENE	0.31	0.23	0.14 J	0.29	0.34	0.27 J	12
VINYL CHLORIDE	--	--	--	--	--	--	--

APPENDIX E
COMPARISON OF BACKGROUND RESULTS TO INDOOR AIR RESULTS
BUILDINGS A, B, C
ROUND 6
LMC MIDDLE RIVER COMPLEX
MIDDLE RIVER, MARYLAND

SAMPLE ID:	IAQ-C2-6	IAQ-C3-6	IAQ-C4-6	IAQ-C5-6	IAQ-C6-6	IAQ-C7-6	IAQ-C8-6
LABORATORY ID:	IAQ-C2	IAQ-C3	IAQ-C4	IAQ-C5	IAQ-C6	IAQ-C7	IAQ-C8
SAMPLE DATE:	7/7/2009	7/7/2009	7/7/2009	7/7/2009	7/7/2009	7/7/2009	7/7/2009
SAMPLE AREA:	CBS	CBS	CBS	CBS	CBC	CBC	CBC
VOLATILES (ug/m3)							
1,1-DICHLOROETHANE	--	0.17 J	0.042 J	--	--	0.056 J	--
1,1-DICHLOROETHENE	--	0.1 J	--	--	--	--	--
1,2,4-TRICHLOROBENZENE	--	1.7 J	--	--	--	--	--
1,2-DICHLOROETHANE	0.091 J	0.26 J	0.084 J	0.089 J	0.26 J	0.11 J	0.094 J
BENZENE	0.49	0.98	0.82	1.3	0.52	0.7	0.72
CARBON TETRACHLORIDE	0.74	0.84	0.62	0.6	0.55	0.63	0.57
CHLOROFORM	0.88	1.1	0.84	0.69	0.69	0.8	1.4
CIS-1,2-DICHLOROETHENE	--	0.16 J	--	--	--	--	--
DICHLORODIFLUOROMETHANE	3.1	2.7	2.5	2.5	2.3	2.7	2.8
ETHYLBENZENE	0.15 J	2.6	1.6	3.8	1.8	1.7	2.2
M+P-XYLENES	0.25 J	9.7	6.2	21	6.9	6	8.8
METHYL TERT-BUTYL ETHER	--	0.34 J	--	--	--	--	--
METHYLENE CHLORIDE	1.4 B	3	1.3 B	1.5 B	1.2 B	1.3 B	1.3 B
NAPHTHALENE	--	4.1 J	1.4 J	0.51 J	1.3	3.9	2.2
O-XYLENE	--	3.4	2.3	7.2	2.5	2.1	3.2
TETRACHLOROETHENE	--	0.75	0.53 J	1.7	0.35 J	0.36 J	0.4 J
TOLUENE	2.4	29	23	16	26	27	34
TRANS-1,2-DICHLOROETHENE	--	0.15 J	--	--	--	--	--
TRICHLOROETHENE	0.15 J	0.4	0.22	0.22	0.2 J	0.22	0.38
VINYL CHLORIDE	--	0.082 J	--	--	--	--	--

APPENDIX E
COMPARISON OF BACKGROUND RESULTS TO INDOOR AIR RESULTS
BUILDINGS A, B, C
ROUND 6
LMC MIDDLE RIVER COMPLEX
MIDDLE RIVER, MARYLAND

SAMPLE ID:	IAQ-C9-6	IAQ-C10-6
LABORATORY ID:	IAQ-C9	IAQ-C10
SAMPLE DATE:	7/7/2009	7/7/2009
SAMPLE AREA:	CBC	CBC
VOLATILES (ug/m3)		
1,1-DICHLOROETHANE	0.11 J	--
1,1-DICHLOROETHENE	0.098 J	--
1,2,4-TRICHLOROBENZENE	0.64 J	--
1,2-DICHLOROETHANE	0.17 J	0.082 J
BENZENE	0.94	0.76
CARBON TETRACHLORIDE	0.71	0.56
CHLOROFORM	1.4	1.5
CIS-1,2-DICHLOROETHENE	0.12 J	--
DICHLORODIFLUOROMETHANE	3	2.5
ETHYLBENZENE	4.1	2.3
M+P-XYLENES	18	9
METHYL TERT-BUTYL ETHER	--	--
METHYLENE CHLORIDE	2.1 B	2.6
NAPHTHALENE	1.6	3.4
O-XYLENE	6.8	3.3
TETRACHLOROETHENE	0.68	0.53 J
TOLUENE	33	32
TRANS-1,2-DICHLOROETHENE	0.11 J	--
TRICHLOROETHENE	1.1	0.46
VINYL CHLORIDE	--	--

Highlighted values exceed maximum background.

COMPARISON OF BACKGROUND RESULTS TO INDOOR AIR RESULTS
BUILDINGS A, B, C
ROUND 7
LMC MIDDLE RIVER COMPLEX
MIDDLE RIVER, MARYLAND

SAMPLE ID:	Maximum Background	IAQ-A-1-7	IAQ-A-2-7	IAQ-A-3-7	IAQ-A4-7	IAQ-A4-7-D	IAQ-A5-7	IAQ-A6-7
LABORATORY ID:		H9J300237011	H9J300237015	H9J300237014	H9J300237021	H9K040472001	H9J300237017	H9J300237016
LOCATION:		IAQ-A-1	IAQ-A-2	IAQ-A-3	IAQ-A4	IAQ-A4	IAQ-A5	IAQ-A6
SAMPLE DATE:		10/28/2009	10/28/2009	10/28/2009	10/28/2009	10/28/2009	10/28/2009	10/28/2009
VOLATILES (ug/m3)								
1,1-DICHLOROETHANE		--	--	--	--	--	--	--
1,1-DICHLOROETHENE		--	--	--	--	--	--	0.14 J
1,2,4-TRICHLOROBENZENE		--	--	--	--	--	--	--
1,2-DICHLOROETHANE	0.082	0.081 J	--	--	--	--	--	0.35
BENZENE	1.1	0.96	0.85 J	1	0.79	0.78	1 J	0.8
CARBON TETRACHLORIDE	0.74	0.64	0.66 J	0.66	0.58	0.54	--	0.55
CHLOROFORM	0.13	0.13 J	--	0.32 J	0.21 J	0.21 J	--	0.33 J
CIS-1,2-DICHLOROETHENE		--	--	--	--	--	--	--
DICHLORODIFLUOROMETHANE	3.2	3	3	3.3	3.3	2.8	3.1 J	2.7
ETHYLBENZENE	1.6	0.6	3.3	3.7	3.3	3.4	6.3	0.52
M+P-XYLENES	6.2	1.6	7.2	10	9.4	9.8	20	1.6
METHYLENE CHLORIDE	20	0.9	4	1.4	2.4	1.3 B	5.1 J	0.61 J
NAPHTHALENE	8.1	--	--	0.28 J	--	--	--	1 J
O-XYLENE	2.3	0.52	1.6	2.5	2.2	2.3	4.8	0.58
TETRACHLOROETHENE	0.47	0.44 J	--	1	0.5 J	0.47 J	1.3 J	0.39 J
TOLUENE	5.1	4.8	150	130	99	100	510	9.2
TRICHLOROETHENE	0.56	0.086 J	--	0.37	0.2 J	0.27	--	0.7

COMPARISON OF BACKGROUND RESULTS TO INDOOR AIR RESULTS
BUILDINGS A, B, C
ROUND 7
LMC MIDDLE RIVER COMPLEX
MIDDLE RIVER, MARYLAND

SAMPLE ID:	Maximum Background	IAQ-A7-7	IAQ-A8-7	IAQ-A9-7	IAQ-A-10-7	IAQ-A-11-7	IAQ-B1-7	IAQ-B2-7
LABORATORY ID:		H9J300237018	H9J300237019	H9J300237020	H9J300237012	H9J300237013	H9J300246007	H9J300246010
LOCATION:		IAQ-A7	IAQ-A8	IAQ-A9	IAQ-A-10	IAQ-A-11	IAQ-B1	IAQ-B2
SAMPLE DATE:		10/28/2009	10/28/2009	10/28/2009	10/28/2009	10/28/2009	10/27/2009	10/27/2009
VOLATILES (ug/m3)								
1,1-DICHLOROETHANE		--	--	--	--	--	--	--
1,1-DICHLOROETHENE		--	--	--	--	--	--	--
1,2,4-TRICHLOROBENZENE		--	--	--	--	--	--	--
1,2-DICHLOROETHANE	0.082	--	--	--	0.096 J	--	--	0.1 J
BENZENE	1.1	0.77	1.2	0.88	0.99	0.88	0.56	0.56
CARBON TETRACHLORIDE	0.74	0.53 J	0.61 J	0.55 J	0.64	0.66	0.56 J	0.54 J
CHLOROFORM	0.13	0.29 J	0.35 J	0.33 J	0.17 J	0.2 J	0.34 J	1.8
CIS-1,2-DICHLOROETHENE		--	--	--	--	--	--	--
DICHLORODIFLUOROMETHANE	3.2	2.9	2.9	3.1	3	3.2	2.4	2.3
ETHYLBENZENE	1.6	5.3	5	7.6	1.4	0.75	1.2	0.71
M+P-XYLENES	6.2	14	14	23	4.4	1.6	4	2.7
METHYLENE CHLORIDE	20	2.5	14	5.8	18	2.1	5	2.7
NAPHTHALENE	8.1	--	--	--	--	--	0.98 J	0.78 J
O-XYLENE	2.3	3.2	3.1	5.6	1.3	0.48	1.2	1.1
TETRACHLOROETHENE	0.47	0.67 J	0.47 J	0.5 J	0.46 J	0.42 J	0.38 J	0.2 J
TOLUENE	5.1	320	180	220	45	39	41	5.1
TRICHLOROETHENE	0.56	0.33 J	0.51	0.3 J	0.12 J	0.18 J	0.18 J	0.16 J

COMPARISON OF BACKGROUND RESULTS TO INDOOR AIR RESULTS
BUILDINGS A, B, C
ROUND 7
LMC MIDDLE RIVER COMPLEX
MIDDLE RIVER, MARYLAND

SAMPLE ID:		IAQ-B3-7	IAQ-B4-7	IAQ-B5-7	IAQ-B6-7	IAQ-B7-7	IAQ-B8-7	IAQ-B9-7
LABORATORY ID:	Maximum	H9J300246006	H9J300246009	H9J300246005	H9J300246008	H9J300246004	H9J300246003	H9J300246002
LOCATION:	Background	IAQ-B3	IAQ-B4	IAQ-B5	IAQ-B6	IAQ-B7	IAQ-B8	IAQ-B9
SAMPLE DATE:		10/27/2009	10/27/2009	10/27/2009	10/27/2009	10/27/2009	10/27/2009	10/27/2009
VOLATILES (ug/m3)								
1,1-DICHLOROETHANE		--	--	--	--	--	--	--
1,1-DICHLOROETHENE		--	--	--	--	--	--	--
1,2,4-TRICHLOROBENZENE		--	--	--	--	0.46 J	--	--
1,2-DICHLOROETHANE	0.082	--	0.1 J	0.13 J	0.084 J	--	--	--
BENZENE	1.1	0.5	0.55	0.62	0.73	0.47	0.44	0.46
CARBON TETRACHLORIDE	0.74	0.54 J	0.55 J	0.56 J	0.62 J	0.56 J	0.57 J	0.53 J
CHLOROFORM	0.13	0.66	1.6	0.51	0.53	0.31 J	0.3 J	0.31 J
CIS-1,2-DICHLOROETHENE		--	0.11 J	--	--	--	--	--
DICHLORODIFLUOROMETHANE	3.2	2.5	2.3	2.5	2.8	2.3	2.3	2.4
ETHYLBENZENE	1.6	1.3	0.93	1.5	1.8	2.2	2.1	2
M+P-XYLENES	6.2	3.2	3.6	5.2	6.2	6	6.3	6.1
METHYLENE CHLORIDE	20	3.4	1.5	2.7	1.6	2.1	0.76	2.6
NAPHTHALENE	8.1	--	1.5	0.23 J	2.4	0.41 J	0.78 J	1.1
O-XYLENE	2.3	0.71	1.5	1.5	2	1.5	1.7	1.6
TETRACHLOROETHENE	0.47	0.75	0.47 J	0.3 J	0.34 J	0.43 J	0.37 J	0.35 J
TOLUENE	5.1	26	7.2	21	31	66	60	58
TRICHLOROETHENE	0.56	0.19 J	0.17 J	0.19 J	0.22	0.16 J	0.14 J	0.13 J

COMPARISON OF BACKGROUND RESULTS TO INDOOR AIR RESULTS
BUILDINGS A, B, C
ROUND 7
LMC MIDDLE RIVER COMPLEX
MIDDLE RIVER, MARYLAND

SAMPLE ID:	Maximum Background	IAQ-B10-7	IAQ-B12-7	IAQ-B13-7	IAQ-C1-7	IAQ-C2-7	IAQ-C3-7	IAQ-C4-7
LABORATORY ID:		H9J300246001	H9J300246016	H9J300246015	H9J300246011	H9J300246013	H9J300246012	H9J300246021
LOCATION:		IAQ-B10	IAQ-B12	IAQ-B13	IAQ-C1	IAQ-C2	IAQ-C3	IAQ-C4
SAMPLE DATE:		10/27/2009	10/27/2009	10/27/2009	10/27/2009	10/27/2009	10/27/2009	10/27/2009
VOLATILES (ug/m3)								
1,1-DICHLOROETHANE		--	0.07 J	--	--	--	--	--
1,1-DICHLOROETHENE		--	--	--	--	--	--	--
1,2,4-TRICHLOROBENZENE		--	--	--	--	--	--	--
1,2-DICHLOROETHANE	0.082	--	--	--	--	--	0.088 J	0.082 J
BENZENE	1.1	0.49	0.26	0.58	0.44	0.42	0.56	0.6
CARBON TETRACHLORIDE	0.74	0.65 J	0.28 J	0.58 J	0.53 J	0.54 J	0.49 J	0.61
CHLOROFORM	0.13	0.36 J	0.45	0.55	0.13 J	0.12 J	0.12 J	0.15 J
CIS-1,2-DICHLOROETHENE		--	--	--	--	--	--	--
DICHLORODIFLUOROMETHANE	3.2	2.6	2.8	2.5	2.5	2.4	2.4	3.1
ETHYLBENZENE	1.6	1.6	--	3.4	0.5	0.5	1.1	0.72
M+P-XYLENES	6.2	4.9	--	10	1.7	1.7	3.5	2.5
METHYLENE CHLORIDE	20	0.93	0.93	2.7	2.8	0.92	0.81	2.5
NAPHTHALENE	8.1	0.71 J	--	0.85 J	0.59 J	--	0.64 J	0.21 J
O-XYLENE	2.3	1.4	--	3	0.6	0.59	1.4	0.96
TETRACHLOROETHENE	0.47	0.29 J	0.26 J	1.1	1.2	0.44 J	0.26 J	0.32 J
TOLUENE	5.1	40	1.6	110	3.4	3.5	3.7	4.2
TRICHLOROETHENE	0.56	0.16 J	0.086 J	0.24	0.88	0.22	0.25	--

COMPARISON OF BACKGROUND RESULTS TO INDOOR AIR RESULTS
BUILDINGS A, B, C
ROUND 7
LMC MIDDLE RIVER COMPLEX
MIDDLE RIVER, MARYLAND

SAMPLE ID:	Maximum Background	IAQ-C6-7	IAQ-C7-7	IAQ-C8-7	IAQ-C8-7-D	IAQ-C9-7	IAQ-C10-7	IAQ-C11-7
LABORATORY ID:		H9J300246018	H9J300246019	H9J300246020	H9J300246022	H9J300246017	H9J300237006	H9J300237003
LOCATION:		IAQ-C6	IAQ-C7	IAQ-C8	IAQ-C8	IAQ-C9	IAQ-C10	IAQ-C11
SAMPLE DATE:		10/27/2009	10/27/2009	10/27/2009	10/27/2009	10/27/2009	10/27/2009	10/27/2009
VOLATILES (ug/m3)								
1,1-DICHLOROETHANE		--	--	--	--	0.053 J	--	--
1,1-DICHLOROETHENE		--	0.069 J	--	--	0.087 J	--	--
1,2,4-TRICHLOROBENZENE		--	--	--	--	--	--	--
1,2-DICHLOROETHANE	0.082	--	0.1 J	0.13 J	0.12 J	0.24 J	0.21 J	0.084 J
BENZENE	1.1	0.57	0.63	0.72	0.74	0.61	0.83	0.54 J
CARBON TETRACHLORIDE	0.74	0.6	0.63	0.65	0.61	0.66	0.68	0.54
CHLOROFORM	0.13	0.27 J	0.22 J	0.25 J	0.25 J	0.25 J	0.34 J	0.22 J
CIS-1,2-DICHLOROETHENE		--	--	--	--	--	--	--
DICHLORODIFLUOROMETHANE	3.2	2.9	2.9	2.9	2.8	3	3.2	2.5
ETHYLBENZENE	1.6	0.78	0.91	1.1	1.1	1.9	1	0.51
M+P-XYLENES	6.2	3	3.7	4.5	4.4	8.6	3.8	1.9
METHYLENE CHLORIDE	20	0.73	6.2	4.9	1.2	1.6	0.52 J	1.3
NAPHTHALENE	8.1	0.54 J	0.73 J	0.78 J	0.83 J	0.71 J	0.84 J	0.55 J
O-XYLENE	2.3	1.2	1.5	1.8	1.8	3.3	1.6	0.74
TETRACHLOROETHENE	0.47	0.75	0.25 J	0.27 J	0.72	0.26 J	0.27 J	0.19 J
TOLUENE	5.1	3.6	4.5	6	5.4	3.5	4.4	2
TRICHLOROETHENE	0.56	0.089 J	0.13 J	0.22	0.19 J	0.55	0.23	--

COMPARISON OF BACKGROUND RESULTS TO INDOOR AIR RESULTS
BUILDINGS A, B, C
ROUND 7
LMC MIDDLE RIVER COMPLEX
MIDDLE RIVER, MARYLAND

SAMPLE ID:		IAQ-C12-7	IAQ-C13-7	IAQ-C14-7	IAQ-C15-7	IAQ-C16-7
LABORATORY ID:	Maximum	H9J300237002	H9J300237001	H9J300237004	H9J300237005	H9J300246014
LOCATION:	Background	IAQ-C12	IAQ-C13	IAQ-C14	IAQ-C15	IAQ-C16
SAMPLE DATE:		10/27/2009	10/27/2009	10/27/2009	10/27/2009	10/27/2009
VOLATILES (ug/m3)						
1,1-DICHLOROETHANE		--	--	--	--	--
1,1-DICHLOROETHENE		--	--	--	--	--
1,2,4-TRICHLOROBENZENE		--	--	--	--	--
1,2-DICHLOROETHANE	0.082	--	--	--	0.14 J	--
BENZENE	1.1	0.61	0.49	0.52 J	0.69	0.45
CARBON TETRACHLORIDE	0.74	0.55 J	0.54 J	0.59	0.62	0.58 J
CHLOROFORM	0.13	0.088 J	0.25 J	0.35 J	0.97	0.31 J
CIS-1,2-DICHLOROETHENE		--	--	--	--	--
DICHLORODIFLUOROMETHANE	3.2	2.6	2.4	2.5	3.1	2.4
ETHYLBENZENE	1.6	0.26 J	0.34 J	0.53	0.68	0.38
M+P-XYLENES	6.2	0.75	1.1	2.1	2.6	1.3
METHYLENE CHLORIDE	20	4.1	0.92	1.9	11	0.96
NAPHTHALENE	8.1	--	0.57 J	0.47 J	0.46 J	0.37 J
O-XYLENE	2.3	0.24 J	0.47	0.9	1.2	0.49
TETRACHLOROETHENE	0.47	0.19 J	0.17 J	0.16 J	0.23 J	0.19 J
TOLUENE	5.1	1.5	1.4	2.2	2.8	3
TRICHLOROETHENE	0.56	--	--	0.11 J	0.2 J	--

J - Positive value is considered estimated as a result of technical noncompliance.

-- Not detected

ug/m3 - micrograms per cubic meter

Gray shaded values exceed background concentration.

APPENDIX F — HISTORIC DATA TABLES AND PLOTS

MIDDLE RIVER COMPLEX
IAQ AND SV SAMPLE AREA DESIGNATIONS

MRC SAMPLE AREA DESIGNATION	ROUNDS 1-5 IAQ ID	ROUNDS 1-5 SV ID	ROUND 6 IAQ ID	ROUND 6 SV ID	ROUND 7 IAQ ID	ROUND 7 SV ID
Bulding A North (AN)						
AN	A-1		IAQ-A1-6	SV-A-1-6	IAQ-A1-7	SV-A-1-7
AN	A-2		NA	SV-A-2-6	IAQ-A10-7	SV-A-2-7
AN			NA	SV-A-3-6	IAQ-A11-7	SV-A-3-7
Building A Central (AC)						
AC	A-3		IAQ-A2-6	SV-A-4-6	IAQ-A2-7	SV-A-4-7
AC	A-4		IAQ-A3-6	SV-A-5-6	IAQ-A3-7	SV-A-5-7
AC	A-5		IAQ-A4-6	SV-A-6-6	IAQ-A4-7	SV-A-7-7
AC	TOO-26					
Building A Plating Shop (APS)						
APS	A-6	SV-13				
APS	NA	SV-14	IAQ-A7-6	SV-17-A-6	IAQ-A7-7	SV-17-A-7
APS	A-7	SV-15	1AQ-A5-6	SV-15-A-6	1AQ-A5-7	SV-15-A-7
APS	A-8				IAQ-A6-7	SV-18-A-7
APS	A-9	SV-18	IAQ-A6-6	SV-18-A-6		
APS	TOO-4					
APS	TOO-5					
Building A South (AS)						
AS	A-10		IAQ-A8-6	SV-A-7-6	IAQ-A8-7	SV-A-7-7
AS	A-11		IAQ-A9-6	SV-A-8-6	IAQ-A9-7	SV-A-8-7
AS	TOO-27					
AS	TOO-28					
AS	TOO-29					
Building B North (BN)						
BN	B-1					
BN	B-2					
BN	TOO-25					
Building B Central (BC)						
BC	B-3					
BC	B-4					
BC	TOO-6					
BC	TOO-7					
BC	TOO-24					
Building B South (BS)						
BS	TOO-1		IAQ-B12-6	SV-B-4-6	IAQ-B12-7	SV-B-4-7
BS			IAQ-B13-6	SV-B-6-6	IAQ-B13-7	SV-B-6-7
Building B Basement North (BBN)						
BBN	TOO-18	ISG-08	IAQ-B1-6	ISG-09-B-6	IAQ-B1-7	ISG-09-B-7
BBN	TOO-19	ISG-09	IAQ-B2-6	ISG-10-B-6	IAQ-B2-7	ISG-10-B-7
BBN	TOO-20	ISG-10	IAQ-B4-6	SV-B-2-6	IAQ-B4-7	SV-B-2-7
BBN	TOO-10			SV-B-1-6	IAQ-B6-7	SV-B-1-7
BBN	TOO-11					
BBN	TOO-20					
BBN	B-5					

MIDDLE RIVER COMPLEX
IAQ AND SV SAMPLE AREA DESIGNATIONS

MRC SAMPLE AREA DESIGNATION	ROUNDS 1-5 IAQ ID	ROUNDS 1-5 SV ID	ROUND 6 IAQ ID	ROUND 6 SV ID	ROUND 7 IAQ ID	ROUND 7 SV ID
Building B Utility Tunnel North (BUN)						
BUN	TOO-17	ISG-07	IAQ-B3-6	ISG-07-B-6	IAQ-B3-7	ISG-07-B-7
Building B Utility Tunnel Center (BUC)						
BUC			IAQ-B5-6	SV-B-3-6	IAQ-B5-7	SV-B-3-7
BUC	TOO-3	ISG-06	IAQ-B7-6	ISG-06-B-6	IAQ-B7-7	ISG-06-B-7
Building B Utility Tunnel South (BUS)						
BUS			IAQ-B8-6	SV-B-5-6	IAQ-B8-7	SV-B-5-7
BUS	B-6	ISG-05	IAQ-B9-6	ISG-05-B-6	IAQ-B9-7	ISG-05-B-7
BUS	TOO-13	ISG-04	IAQ-B10-6	ISG-04-B-6	IAQ-B10-7	ISG-04-B-7
Building C North (CN)						
CN	C-2					
CN	C-3					
Building C Central (CC)						
CC	C-4					
Building C South (CS)						
CS	C-5					
CS	C-6					
	C-7					
Building C Basement South (CBS)						
CBS				SV-C-6-6	IAQ-C16-7	SV-C-6-7
CBS		SV-1	IAQ-C1-6	SV-1-C-6	IAQ-C1-7	SV-1-C-7
CBS	C-8	SV-4				
CBS			IAQ-C2-6	SV-5-C-6	IAQ-C2-7	SV-5-C-7
CBS	C-9		IAQ-C3-6	SV-7-C-6	IAQ-C3-7	SV-7-C-7
CBS			IAQ-C4-6	SV-9-C-6	IAQ-C4-7	SV-9-C-7
CBS	TOO-2	ISG-03	IAQ-C5-6	ISG-03-C-6	IAQ-C5-7	ISG-03-C-7
CBS			IAQ-C6-6	SV-C-5-6	IAQ-C6-7	SV-C-5-7
CBS	TOO-14					
Building C Basement Center (CBC)						
CBC						
CBC	TOO-15		IAQ-C7-6	SV-C-4-6	IAQ-C7-7	SV-C-4-7
CBC			IAQ-C8-6	SV-C-2-6	IAQ-C8-7	SV-C-2-7
CBC	TOO-16b		IAQ-C9-6	SV-C-3-6	IAQ-C9-7	SV-C-3-7
CBC	TOO-8	ISG-14	IAQ-C10-6	ISG-14-C-6	IAQ-C10-7	ISG-14-C-7
Building C Basement North (CBN)						
CBN	TOO-9	ISG-13	IAQ-C11-6	ISG-13-C-6	IAQ-C11-7	ISG-13-C-7
CBN			IAQ-C12-6	SV-C-7-6	IAQ-C12-7	SV-C-7-7
CBN	C-1	ISG-12	IAQ-C13-6	ISG-12-C-6	IAQ-C13-7	ISG-12-C-7
CBN	TOO-16		IAQ-C14-6	SV-C-1-6	IAQ-C14-7	SV-C-1-7
CBN	TOO-21	ISG-11	IAQ-C-15-6	ISG-11-C-6	IAQ-C-15-7	ISG-11-C-7

HISTORICAL IAQ TABLES

SUMMARY OF POSITIVE DETECTS FOR AIR SAMPLES
HISTORICAL IAQ DATA, BUILDING A CENTRAL
LOCKHEED MARTIN MIDDLE RIVER COMPLEX
MIDDLE RIVER, MARYLAND

SAMPLE ID:	OSHA PEL	Industrial Air	A-3-1	A-3-2	A-3-3	A-3-4	A-4-1
LOCATION:	ug/m3	Screening	A-3	A-3	A-3	A-3	A-4
SAMPLE DATE:		Level	12/11/2006	4/27/2007	10/29/2007	8/12/2008	12/11/2006
ROUND:		ug/m^3	1	2	3	5	1
VOLATILES (ug/m3)							
1,2-DICHLOROETHANE	4.00E+05	4.7	NA	NA	NA	NA	NA
BENZENE	3.19E+02	16	2.1	--	0.81	0.49	2.5
CARBON TETRACHLORIDE	6.29E+04	8.2	--	--	0.56	0.6	0.6 J
CHLOROFORM	2.40E+05	5.3	0.8 J	--	1.2	--	0.7 J
DICHLORODIFLUOROMETHANE	4.95E+06	880	1.5 J	1.4 J	2.5	3.2	1.8 J
ETHYLBENZENE	4.35E+05	49	1.4 J	--	2.6	0.4	1.9 J
METHYL TERT-BUTYL ETHER	1.80E+05	470	0.4 J	--	--	--	0.6 J
METHYLENE CHLORIDE	8.70E+04	260	NA	NA	NA	NA	NA
NAPHTHALENE	5.00E+01	3.6	NA	NA	NA	NA	NA
TETRACHLOROETHENE	6.78E+05	21	0.8 J	--	--	--	0.9 J
TOLUENE	7.54E+05	22000	13.8	1.9	84	5.5	14.6
TOTAL XYLENES	4.34E+05	440	5.5 J	--	8.8	0.9	7.3
TRICHLOROETHENE	5.37E+05	25^{M}	0.9 J	0.4 J	0.71	--	1.1 B

SUMMARY OF POSITIVE DETECTS FOR AIR SAMPLES
HISTORICAL IAQ DATA, BUILDING A CENTRAL
LOCKHEED MARTIN MIDDLE RIVER COMPLEX
MIDDLE RIVER, MARYLAND

SAMPLE ID:	OSHA PEL	Industrial Air	A-4-2	A-4-3	A-5-1	A-5-2	A-5-2-D[1]
LOCATION:	ug/m3	Screening	A-4	A-4	A-5	A-5	A-5
SAMPLE DATE:		Level	4/27/2007	10/29/2007	12/11/2006	4/26/2007	4/26/2007
ROUND:		ug/m^3	2	3	1	2	2
VOLATILES (ug/m3)							
1,2-DICHLOROETHANE	4.00E+05	4.7	NA	NA	NA	NA	NA
BENZENE	3.19E+02	16	--	1.2	2.4	--	--
CARBON TETRACHLORIDE	6.29E+04	8.2	--	0.53	0.5 J	--	--
CHLOROFORM	2.40E+05	5.3	--	0.72	0.9 J	--	--
DICHLORODIFLUOROMETHANE	4.95E+06	880	1.5 J	2.5	1.8 J	1.5 J	1.4 J
ETHYLBENZENE	4.35E+05	49	--	6.2	1.8 J	0.4 J	0.4 J
METHYL TERT-BUTYL ETHER	1.80E+05	470	--	--	0.5 J	--	--
METHYLENE CHLORIDE	8.70E+04	260	NA	NA	NA	NA	NA
NAPHTHALENE	5.00E+01	3.6	NA	NA	NA	NA	NA
TETRACHLOROETHENE	6.78E+05	21	--	--	0.9 J	--	--
TOLUENE	7.54E+05	22000	2.2	--	25.7	27.7	33
TOTAL XYLENES	4.34E+05	440	--	31	7.4	1.3 J	1.4 J
TRICHLOROETHENE	5.37E+05	25[M]	--	0.64	1.1 B	0.6 J	--

SUMMARY OF POSITIVE DETECTS FOR AIR SAMPLES
HISTORICAL IAQ DATA, BUILDING A CENTRAL
LOCKHEED MARTIN MIDDLE RIVER COMPLEX
MIDDLE RIVER, MARYLAND

SAMPLE ID:	OSHA PEL	Industrial Air	A-5-3	A-5-4	A-5-5	IAQ-A2-6	IAQ-A2-6-D[1]
LOCATION:	ug/m3	Screening	A-5	A-5	A-5	IAQ-A2	IAQ-A2
SAMPLE DATE:		Level	10/29/2007	3/28/2008	8/12/2008	7/8/2009	7/8/2009
ROUND:		ug/m^3	3	4	5	6	6
VOLATILES (ug/m3)							
1,2-DICHLOROETHANE	4.00E+05	4.7	NA	NA	NA	--	--
BENZENE	3.19E+02	16	0.82	2.6	0.7	0.61	0.55
CARBON TETRACHLORIDE	6.29E+04	8.2	0.57	--	0.62	0.55	0.69
CHLOROFORM	2.40E+05	5.3	0.62	--	--	0.13 J	0.14 J
DICHLORODIFLUOROMETHANE	4.95E+06	880	2.4	4.2	3	2.4	2.4
ETHYLBENZENE	4.35E+05	49	11	6.8	0.75	0.49 J	1.4 J
METHYL TERT-BUTYL ETHER	1.80E+05	470	--	--	--	--	--
METHYLENE CHLORIDE	8.70E+04	260	NA	NA	NA	1.8 B	1.4 B
NAPHTHALENE	5.00E+01	3.6	NA	NA	NA	--	0.45 J
TETRACHLOROETHENE	6.78E+05	21	0.95	6.9	--	1.9 J	--
TOLUENE	7.54E+05	22000	--	430	15	39 J	94 J
TOTAL XYLENES	4.34E+05	440	44	32.8	2.38	1.5	4.93
TRICHLOROETHENE	5.37E+05	25[M]	0.76	--	--	0.95 J	0.11 J

SUMMARY OF POSITIVE DETECTS FOR AIR SAMPLES
HISTORICAL IAQ DATA, BUILDING A CENTRAL
LOCKHEED MARTIN MIDDLE RIVER COMPLEX
MIDDLE RIVER, MARYLAND

SAMPLE ID: LOCATION: SAMPLE DATE: ROUND:	OSHA PEL ug/m3	Industrial Air Screening Level ug/m^3	IAQ-A-2-7 IAQ-A2 10/28/2009 7	IAQ-A3-6 IAQ-A3 7/8/2009 6	IAQ-A-3-7 IAQ-A3 10/28/2009 7	IAQ-A4-6 IAQ-A4 7/8/2009 6	IAQ-A4-7 IAQ-A4 10/28/2009 7
VOLATILES (ug/m3)							
1,2-DICHLOROETHANE	4.00E+05	4.7	--	0.089 J	--	--	--
BENZENE	3.19E+02	16	0.85 J	0.53	1	0.5	0.79
CARBON TETRACHLORIDE	6.29E+04	8.2	0.66 J	0.63	0.66	0.56	0.58
CHLOROFORM	2.40E+05	5.3	--	0.21 J	0.32 J	0.2 J	0.21 J
DICHLORODIFLUOROMETHANE	4.95E+06	880	3	2.4	3.3	2.7	3.3
ETHYLBENZENE	4.35E+05	49	3.3	0.83	3.7	1.6	3.3
METHYL TERT-BUTYL ETHER	1.80E+05	470	--	--	--	--	--
METHYLENE CHLORIDE	8.70E+04	260	4	0.58 B	1.4	0.66 B	2.4
NAPHTHALENE	5.00E+01	3.6	--	0.55 J	0.28 J	0.24 J	--
TETRACHLOROETHENE	6.78E+05	21	--	0.16 J	1	0.11 J	0.5 J
TOLUENE	7.54E+05	22000	150	26	130	52	99
TOTAL XYLENES	4.34E+05	440	8.8	3.18	12.5	6.1	11.6
TRICHLOROETHENE	5.37E+05	25^M	--	0.098 J	0.37	--	0.2 J

SUMMARY OF POSITIVE DETECTS FOR AIR SAMPLES
HISTORICAL IAQ DATA, BUILDING A CENTRAL
LOCKHEED MARTIN MIDDLE RIVER COMPLEX
MIDDLE RIVER, MARYLAND

SAMPLE ID: LOCATION: SAMPLE DATE: ROUND:	OSHA PEL ug/m3	Industrial Air Screening Level ug/m^3	IAQ-A4-7-D[1] IAQ-A4 10/28/2009 7	TOO-26-1 TOO-26 8/12/2008 5
VOLATILES (ug/m3)				
1,2-DICHLOROETHANE	4.00E+05	4.7	--	NA
BENZENE	3.19E+02	16	0.78	0.64
CARBON TETRACHLORIDE	6.29E+04	8.2	0.54	0.78
CHLOROFORM	2.40E+05	5.3	0.21 J	--
DICHLORODIFLUOROMETHANE	4.95E+06	880	2.8	3.6
ETHYLBENZENE	4.35E+05	49	3.4	1.1
METHYL TERT-BUTYL ETHER	1.80E+05	470	--	--
METHYLENE CHLORIDE	8.70E+04	260	1.3 B	NA
NAPHTHALENE	5.00E+01	3.6	--	NA
TETRACHLOROETHENE	6.78E+05	21	0.47 J	--
TOLUENE	7.54E+05	22000	100	29
TOTAL XYLENES	4.34E+05	440	12.1	3.53
TRICHLOROETHENE	5.37E+05	25[M]	0.27	--

(1) Duplicates.

Shaded cells indicate concentration greater than risk-based screening level

Industrial Air Screening Levels from USEPA Regional Screening Levels for Chemical Contaminants at Superfund Sites Apr-09

OSHA PEL = Occupational Safety and Health Administration Pemissible Exposure Limit

M = MDE screening level for trichloroethene

J - Positive value is considered estimated as a result of technical noncompliance.

-- = Not detected

NA - Not Analyzed.

ug/m3 = micrograms per cubic meter

SUMMARY OF POSITIVE DETECTS FOR AIR SAMPLES
HISTORICAL IAQ DATA, BUILDING A NORTH
LOCKHEED MARTIN MIDDLE RIVER COMPLEX
MIDDLE RIVER, MARYLAND

SAMPLE ID: LOCATION: SAMPLE DATE: ROUND:	OSHA PEL ug/m3	Industrial Air Screening Level ug/m^3	A-1-1 A-1 12/11/2006 1	A-1-2 A-1 4/27/2007 2	A-1-3 A-1 10/29/2007 3	A-2-1 A-2 12/11/2006 1	A-2-2 A-2 4/27/2007 2
VOLATILES (ug/m3)							
1,2-DICHLOROETHANE	4.00E+05	77	NA	NA	NA	NA	NA
BENZENE	3.19E+02	16	2.3	--	2.2	2.2	--
CARBON TETRACHLORIDE	6.29E+04	8.2	0.4 J	--	--	0.5 J	--
CHLOROFORM	2.40E+05	5.3	--	--	0.42	0.5 J	--
DICHLORODIFLUOROMETHANE	4.95E+06	880	1.8 J	--	2.6	1.6 J	1.5 J
ETHYLBENZENE	4.35E+05	49	1.3 J	--	1.3	1.4 J	--
METHYL TERT-BUTYL ETHER	1.80E+05	470	0.4 J	--	--	0.5 J	--
METHYLENE CHLORIDE	8.70E+04	260	NA	NA	NA	NA	NA
NAPHTHALENE	5.00E+01	3.6	NA	NA	NA	NA	NA
TETRACHLOROETHENE	6.78E+05	21	0.7 J	--	--	0.9 J	--
TOLUENE	7.54E+05	22000	8.3	1.6 J	31	11.6	1.9 J
TOTAL XYLENES	4.34E+05	440	4.8 J	--	5.6	5.3 J	--
TRICHLOROETHENE	5.37E+05	25[M]	0.6 J	--	0.31	0.9 J	--

SUMMARY OF POSITIVE DETECTS FOR AIR SAMPLES
HISTORICAL IAQ DATA, BUILDING A NORTH
LOCKHEED MARTIN MIDDLE RIVER COMPLEX
MIDDLE RIVER, MARYLAND

SAMPLE ID: LOCATION: SAMPLE DATE: ROUND:	OSHA PEL ug/m3	Industrial Air Screening Level ug/m^3	A-2-3 A-2 10/29/2007 3	A-2-4 A-2 8/12/2008 5	A-2-4-D[(1)] A-2 8/12/2008 5	IAQ-A-10-7 IAQ-A10 10/28/2009 7	IAQ-A-11-7 IAQ-A11 10/28/2009 7
VOLATILES (ug/m3)							
1,2-DICHLOROETHANE	4.00E+05	77	NA	NA	NA	0.096 J	--
BENZENE	3.19E+02	16	0.55	0.48	0.32	0.99	0.88
CARBON TETRACHLORIDE	6.29E+04	8.2	--	0.66	0.56	0.64	0.66
CHLOROFORM	2.40E+05	5.3	--	--	--	0.17 J	0.2 J
DICHLORODIFLUOROMETHANE	4.95E+06	880	2.4	3.5	2.4	3	3.2
ETHYLBENZENE	4.35E+05	49	1.4	0.46	0.52	1.4	0.75
METHYL TERT-BUTYL ETHER	1.80E+05	470	--	--	--	--	--
METHYLENE CHLORIDE	8.70E+04	260	NA	NA	NA	18	2.1
NAPHTHALENE	5.00E+01	3.6	NA	NA	NA	--	--
TETRACHLOROETHENE	6.78E+05	21	--	--	--	0.46 J	0.42 J
TOLUENE	7.54E+05	22000	53	9.2	8	45	39
TOTAL XYLENES	4.34E+05	440	4.8	1.47	1.92	5.7	2.08
TRICHLOROETHENE	5.37E+05	25[M]	0.32	--	--	0.12 J	0.18 J

SUMMARY OF POSITIVE DETECTS FOR AIR SAMPLES
HISTORICAL IAQ DATA, BUILDING A NORTH
LOCKHEED MARTIN MIDDLE RIVER COMPLEX
MIDDLE RIVER, MARYLAND

SAMPLE ID: LOCATION: SAMPLE DATE: ROUND:	OSHA PEL ug/m3	Industrial Air Screening Level ug/m^3	IAQ-A1-6 IAQ-A1 7/8/2009 6	IAQ-A-1-7 IAQ-A1 10/28/2009 7
VOLATILES (ug/m3)				
1,2-DICHLOROETHANE	4.00E+05	77	0.089 J	0.081 J
BENZENE	3.19E+02	16	0.86	0.96
CARBON TETRACHLORIDE	6.29E+04	8.2	0.77	0.64
CHLOROFORM	2.40E+05	5.3	0.14 J	0.13 J
DICHLORODIFLUOROMETHANE	4.95E+06	880	2.6	3
ETHYLBENZENE	4.35E+05	49	0.62	0.6
METHYL TERT-BUTYL ETHER	1.80E+05	470	--	--
METHYLENE CHLORIDE	8.70E+04	260	5.7	0.9
NAPHTHALENE	5.00E+01	3.6	0.27 J	--
TETRACHLOROETHENE	6.78E+05	21	--	0.44 J
TOLUENE	7.54E+05	22000	5.9	4.8
TOTAL XYLENES	4.34E+05	440	2.61	2.12
TRICHLOROETHENE	5.37E+05	25[M]	--	0.086 J

(1) Duplicates.

Shaded cells indicate concentration greater than risk-based screening level

Industrial Air Screening Levels from USEPA Regional Screening Levels for Chemical Contaminants at Superfund Sites Apr-09

OSHA PEL = Occupational Safety and Health Administration Pemissible Exposure Limit

M = MDE screening level for trichloroethene

J - Positive value is considered estimated as a result of technical noncompliance.

-- = Not detected

NA - Not Analyzed.

ug/m3 = micrograms per cubic meter

SUMMARY OF POSITIVE DETECTS FOR AIR SAMPLES
HISTORICAL IAQ DATA, BUILDING A PLATING SHOP
LOCKHEED MARTIN MIDDLE RIVER COMPLEX
MIDDLE RIVER, MARYLAND

SAMPLE ID:	OSHA PEL	Industrial Air	A-6-1	A-6-2	A-6-3	A-6-4	A-6-5	A-7-1
LOCATION:	ug/m3	Screening	A-6	A-6	A-6	A-6	A-6	A-7
SAMPLE DATE:		Level	12/11/2006	4/26/2007	10/29/2007	3/28/2008	8/12/2008	12/11/2006
ROUND:		ug/m^3	1	2	3	4	5	1
VOLATILES (ug/m3)								
1,1-DICHLOROETHANE	4.00E+05	77	--	--	0.66	--	--	--
1,1-DICHLOROETHENE	----	880	NA	NA	NA	NA	NA	NA
1,2-DICHLOROETHANE	4.00E+05	4.7	NA	NA	NA	NA	NA	NA
BENZENE	3.19E+02	16	2.1	--	1.3	--	--	2.1
CARBON TETRACHLORIDE	6.29E+04	8.2	--	--	--	--	--	0.6 J
CHLOROFORM	2.40E+05	5.3	0.6 J	--	0.45	--	--	0.5 J
CIS-1,2-DICHLOROETHENE	7.90E+05	----	0.3 J	--	1.4	--	--	0.3 J
DICHLORODIFLUOROMETHANE	4.95E+06	880	1.6 J	1.4 J	2.4	--	2.7	1.7 J
ETHYLBENZENE	4.35E+05	49	1.7 J	1.4 J	42	19	3.3	1.7 J
METHYL TERT-BUTYL ETHER	180000	470	0.4 J	--	--	--	--	0.4 J
METHYLENE CHLORIDE	8.70E+04	260	NA	NA	NA	NA	NA	NA
NAPHTHALENE	5.00E+01	3.6	NA	NA	NA	NA	NA	NA
TETRACHLOROETHENE	6.78E+05	21	0.7 J	--	0.74	--	--	0.8 J
TOLUENE	7.54E+05	22000	22.8	144	--	1800	160	21.8
TOTAL XYLENES	4.34E+05	440	7.3	8.3	244	105	17.6	7.2
TRICHLOROETHENE	5.37E+05	25^{M}	2.8	1.4 J	7.2	--	--	1.9 J

SUMMARY OF POSITIVE DETECTS FOR AIR SAMPLES
HISTORICAL IAQ DATA, BUILDING A PLATING SHOP
LOCKHEED MARTIN MIDDLE RIVER COMPLEX
MIDDLE RIVER, MARYLAND

SAMPLE ID:	OSHA PEL	Industrial Air	A-7-2	A-7-3	A-7-4	A-7-5	A-8-1	A-8-2
LOCATION:	ug/m3	Screening	A-7	A-7	A-7	A-7	A-8	A-8
SAMPLE DATE:		Level	4/27/2007	10/29/2007	3/28/2008	8/12/2008	12/11/2006	4/27/2007
ROUND:		ug/m^3	2	3	4	5	1	2
VOLATILES (ug/m3)								
1,1-DICHLOROETHANE	4.00E+05	77	--	--	--	--	--	--
1,1-DICHLOROETHENE	----	880	NA	NA	NA	NA	NA	NA
1,2-DICHLOROETHANE	4.00E+05	4.7	NA	NA	NA	NA	NA	NA
BENZENE	3.19E+02	16	--	1.3	--	1	2.1	--
CARBON TETRACHLORIDE	6.29E+04	8.2	--	0.52	--	--	--	--
CHLOROFORM	2.40E+05	5.3	--	0.76	--	--	0.6 J	--
CIS-1,2-DICHLOROETHENE	7.90E+05	----	--	0.47	--	--	0.8 J	--
DICHLORODIFLUOROMETHANE	4.95E+06	880	1.4 J	2.5	--	3.1	1.7 J	1.5 J
ETHYLBENZENE	4.35E+05	49	1.8 J	35	--	2.1	3.4	1.1 J
METHYL TERT-BUTYL ETHER	180000	470	--	--	--	--	0.3 J	--
METHYLENE CHLORIDE	8.70E+04	260	NA	NA	NA	NA	NA	NA
NAPHTHALENE	5.00E+01	3.6	NA	NA	NA	NA	NA	NA
TETRACHLOROETHENE	6.78E+05	21	--	0.78	--	--	0.8 J	--
TOLUENE	7.54E+05	22000	198	--	750	90	86.7	106
TOTAL XYLENES	4.34E+05	440	10.4	215	41.8	NA	12.7	6.4 J
TRICHLOROETHENE	5.37E+05	25^{M}	5.6	3.2	--	--	4.2	2.1 J

SUMMARY OF POSITIVE DETECTS FOR AIR SAMPLES
HISTORICAL IAQ DATA, BUILDING A PLATING SHOP
LOCKHEED MARTIN MIDDLE RIVER COMPLEX
MIDDLE RIVER, MARYLAND

SAMPLE ID:	OSHA PEL	Industrial Air	A-8-3	A-8-4	A-8-5	A-9-1	A-9-2	A-9-3
LOCATION:	ug/m3	Screening	A-8	A-8	A-8	A-9	A-9	A-9
SAMPLE DATE:		Level	10/29/2007	3/28/2008	8/12/2008	12/11/2006	4/26/2007	10/29/2007
ROUND:		ug/m^3	3	4	5	1	2	3
VOLATILES (ug/m3)								
1,1-DICHLOROETHANE	4.00E+05	77	--	--	--	--	--	--
1,1-DICHLOROETHENE	----	880	NA	NA	NA	NA	NA	NA
1,2-DICHLOROETHANE	4.00E+05	4.7	NA	NA	NA	NA	NA	NA
BENZENE	3.19E+02	16	1	3.8	0.45	2.5	--	0.4
CARBON TETRACHLORIDE	6.29E+04	8.2	--	--	--	--	--	0.52
CHLOROFORM	2.40E+05	5.3	0.72	--	--	--	--	--
CIS-1,2-DICHLOROETHENE	7.90E+05	----	0.51	--	--	0.5 J	--	--
DICHLORODIFLUOROMETHANE	4.95E+06	880	2.4	--	2.1	1.6 J	--	2.3
ETHYLBENZENE	4.35E+05	49	2.9	5.1	1.3	1.3 J	--	--
METHYL TERT-BUTYL ETHER	180000	470	--	--	--	0.4 J	--	--
METHYLENE CHLORIDE	8.70E+04	260	NA	NA	NA	NA	NA	NA
NAPHTHALENE	5.00E+01	3.6	NA	NA	NA	NA	NA	NA
TETRACHLOROETHENE	6.78E+05	21	--	23	--	0.7 J	--	--
TOLUENE	7.54E+05	22000	--	670	31	6.1	8.8	1.3
TOTAL XYLENES	4.34E+05	440	12.4	12	4.79	4.8 J	1 J	0.49
TRICHLOROETHENE	5.37E+05	25^{M}	4.5	--	0.89	2.7	2.2 J	0.37

SUMMARY OF POSITIVE DETECTS FOR AIR SAMPLES
HISTORICAL IAQ DATA, BUILDING A PLATING SHOP
LOCKHEED MARTIN MIDDLE RIVER COMPLEX
MIDDLE RIVER, MARYLAND

SAMPLE ID: LOCATION: SAMPLE DATE: ROUND:	OSHA PEL ug/m3	Industrial Air Screening Level ug/m^3	A-9-4 A-9 3/28/2008 4	A-9-5 A-9 8/12/2008 5	IAQ-A5-6 IAQ-A5 7/8/2009 6	IAQ-A5-7 IAQ-A5 10/28/2009 7	IAQ-A6-6 IAQ-A6 7/8/2009 6	IAQ-A6-7 IAQ-A6 10/28/2009 7
VOLATILES (ug/m3)								
1,1-DICHLOROETHANE	4.00E+05	77	--	--	--	--	0.062 J	--
1,1-DICHLOROETHENE	----	880	NA	NA	--	--	0.42	0.14 J
1,2-DICHLOROETHANE	4.00E+05	4.7	NA	NA	--	--	--	0.35
BENZENE	3.19E+02	16	2.9	0.38	0.33 B	1 J	1.2	0.8
CARBON TETRACHLORIDE	6.29E+04	8.2	0.87	0.51	0.47 J	--	0.47 J	0.55
CHLOROFORM	2.40E+05	5.3	0.83	2.2	0.35 J	--	2	0.33 J
CIS-1,2-DICHLOROETHENE	7.90E+05	----	--	--	--	--	0.23 J	--
DICHLORODIFLUOROMETHANE	4.95E+06	880	3.6	2.2	2.3	3.1 J	2.3	2.7
ETHYLBENZENE	4.35E+05	49	1.6	0.57	1.5	6.3	0.7	0.52
METHYL TERT-BUTYL ETHER	180000	470	--	--	--	--	--	--
METHYLENE CHLORIDE	8.70E+04	260	NA	NA	0.82	5.1 J	1.5	0.61 J
NAPHTHALENE	5.00E+01	3.6	NA	NA	0.35 J	--	0.86 J	1 J
TETRACHLOROETHENE	6.78E+05	21	2.5	--	0.22 J	1.3 J	0.25 J	0.39 J
TOLUENE	7.54E+05	22000	28	9	84	510	16	9.2
TOTAL XYLENES	4.34E+05	440	7.1	2.13	6.8	24.8	3.12	2.18
TRICHLOROETHENE	5.37E+05	25^{M}	1.5	2.5	--	--	2.6	0.7

SUMMARY OF POSITIVE DETECTS FOR AIR SAMPLES
HISTORICAL IAQ DATA, BUILDING A PLATING SHOP
LOCKHEED MARTIN MIDDLE RIVER COMPLEX
MIDDLE RIVER, MARYLAND

SAMPLE ID: LOCATION: SAMPLE DATE: ROUND:	OSHA PEL ug/m3	Industrial Air Screening Level ug/m^3	IAQ-A7-6 IAQ-A7 7/8/2009 6	IAQ-A7-7 IAQ-A7 10/28/2009 7	TOO-4-1 TOO-4 4/27/2007 2	TOO-4-1-D[(1)] TOO-4 4/27/2007 2	TOO-4-2 TOO-4 10/29/2007 3	TOO-4-3 TOO-4 3/28/2008 4
VOLATILES (ug/m3)								
1,1-DICHLOROETHANE	4.00E+05	77	--	--	--	--	--	--
1,1-DICHLOROETHENE	----	880	--	--	NA	NA	NA	NA
1,2-DICHLOROETHANE	4.00E+05	4.7	--	--	NA	NA	NA	NA
BENZENE	3.19E+02	16	0.38 B	0.77	--	--	1.1	2.2
CARBON TETRACHLORIDE	6.29E+04	8.2	0.52	0.53 J	--	--	0.55	0.68
CHLOROFORM	2.40E+05	5.3	0.51	0.29 J	0.6 J	--	0.54	1.3
CIS-1,2-DICHLOROETHENE	7.90E+05	----	--	--	--	--	--	--
DICHLORODIFLUOROMETHANE	4.95E+06	880	2.9	2.9	--	1.4 J	2.5	3.6
ETHYLBENZENE	4.35E+05	49	1.2	5.3	2.2	1.9 J	3.3	6.4
METHYL TERT-BUTYL ETHER	180000	470	--	--	--	--	--	--
METHYLENE CHLORIDE	8.70E+04	260	0.73	2.5	NA	NA	NA	NA
NAPHTHALENE	5.00E+01	3.6	0.24 J	--	NA	NA	NA	NA
TETRACHLOROETHENE	6.78E+05	21	0.17 J	0.67 J	--	--	0.65	6.5
TOLUENE	7.54E+05	22000	56	320	281	301	--	--
TOTAL XYLENES	4.34E+05	440	5.1	17.2	12.5	11.6	16.6	36.1
TRICHLOROETHENE	5.37E+05	25[M]	0.15 J	0.33 J	4.9	3.8	0.57	0.74

SUMMARY OF POSITIVE DETECTS FOR AIR SAMPLES
HISTORICAL IAQ DATA, BUILDING A PLATING SHOP
LOCKHEED MARTIN MIDDLE RIVER COMPLEX
MIDDLE RIVER, MARYLAND

SAMPLE ID: LOCATION: SAMPLE DATE: ROUND:	OSHA PEL ug/m3	Industrial Air Screening Level ug/m^3	TOO-4-4 TOO-4 8/12/2008 5	TOO-4-4-D(1) TOO-4 8/12/2008 5	TOO-5-1 TOO-5 4/27/2007 2	TOO-5-2 TOO-5 10/29/2007 3
VOLATILES (ug/m3)						
1,1-DICHLOROETHANE	4.00E+05	77	--	--	--	--
1,1-DICHLOROETHENE	----	880	NA	NA	NA	NA
1,2-DICHLOROETHANE	4.00E+05	4.7	NA	NA	NA	NA
BENZENE	3.19E+02	16	0.3	0.27	--	0.66
CARBON TETRACHLORIDE	6.29E+04	8.2	0.51	0.53	--	--
CHLOROFORM	2.40E+05	5.3	--	0.4	--	0.48
CIS-1,2-DICHLOROETHENE	7.90E+05	----	--	--	--	--
DICHLORODIFLUOROMETHANE	4.95E+06	880	2.5	2.4	--	2.3
ETHYLBENZENE	4.35E+05	49	0.56	0.52	0.5 J	2.3
METHYL TERT-BUTYL ETHER	180000	470	--	--	--	--
METHYLENE CHLORIDE	8.70E+04	260	NA	NA	NA	NA
NAPHTHALENE	5.00E+01	3.6	NA	NA	NA	NA
TETRACHLOROETHENE	6.78E+05	21	--	--	--	0.55
TOLUENE	7.54E+05	22000	5.9	8.6	32.3	79
TOTAL XYLENES	4.34E+05	440	1.67	2.17	2.4 J	12.4
TRICHLOROETHENE	5.37E+05	25[M]	--	--	0.7 J	0.6

(1) Duplicates.

Shaded cells indicate concentration greater than risk-based screening level

Industrial Air Screening Levels from USEPA Regional Screening Levels for Chemical Contaminants at Superfund Sites Apr-09

OSHA PEL = Occupational Safety and Health Administration Pemissible Exposure Limit

M = MDE screening level for trichloroethene

J - Positive value is considered estimated as a result of technical noncompliance.

-- = Not detected

NA - Not Analyzed.

ug/m3 = micrograms per cubic meter

SUMMARY OF POSITIVE DETECTS FOR AIR SAMPLES
HISTORICAL IAQ DATA, BUILDING A SOUTH
LOCKHEED MARTIN MIDDLE RIVER COMPLEX
MIDDLE RIVER, MARYLAND

SAMPLE ID: LOCATION: SAMPLE DATE: ROUND:	OSHA PEL ug/m3	Industrial Air Screening Level ug/m3	A-10-1 A-10 12/11/2006 1	A-10-2 A-10 10/29/2007 3	A-11-1 A-11 12/11/2006 1	A-11-2 A-11 4/27/2007 2	A-11-3 A-11 10/29/2007 3
VOLATILES (ug/m3)							
1,1-DICHLOROETHENE	4.00E+05	77	NA	NA	NA	NA	NA
1,2-DICHLOROETHANE	4.00E+05	4.7	NA	NA	NA	NA	NA
BENZENE	3.19E+02	16	2.3	1.2	2.8	--	0.85
CARBON TETRACHLORIDE	6.29E+04	8.2	--	--	0.6 J	--	--
CHLOROFORM	2.40E+05	5.3	--	0.56	0.6 J	--	--
CIS-1,2-DICHLOROETHENE	7.90E+05	----	--	--	0.7 J	--	--
DICHLORODIFLUOROMETHANE	4.95E+06	880	1.5 J	3.3	1.9 J	--	2.7
ETHYLBENZENE	4.35E+05	49	1.7 J	3	3	1.9 J	0.56
METHYL TERT-BUTYL ETHER	1.80E+05	470	0.4 J	--	0.6 J	--	--
METHYLENE CHLORIDE	8.70E+04	260	NA	NA	NA	NA	NA
NAPHTHALENE	5.00E+01	3.6	NA	NA	NA	NA	NA
TETRACHLOROETHENE	6.78E+05	21	0.8 J	--	1.3 J	--	0.67
TOLUENE	7.54E+05	22000	16.1	--	41.2	64.9	28
TOTAL XYLENES	4.34E+05	440	8	9.8	12.4	8.5	1.26
TRICHLOROETHENE	5.37E+05	25^{M}	0.4 J	0.35	1.3 B	--	0.84

SUMMARY OF POSITIVE DETECTS FOR AIR SAMPLES
HISTORICAL IAQ DATA, BUILDING A SOUTH
LOCKHEED MARTIN MIDDLE RIVER COMPLEX
MIDDLE RIVER, MARYLAND

SAMPLE ID: LOCATION: SAMPLE DATE: ROUND:	OSHA PEL ug/m3	Industrial Air Screening Level ug/m3	A-11-4 A-11 3/28/2008 4	A-11-5 A-11 8/12/2008 5	IAQ-A8-6 IAQ-A8 7/8/2009 6	IAQ-A8-7 IAQ-A8 10/28/2009 7	IAQ-A9-6 IAQ-A9 7/8/2009 6
VOLATILES (ug/m3)							
1,1-DICHLOROETHENE	4.00E+05	77	NA	NA	0.073 J	--	0.15 J
1,2-DICHLOROETHANE	4.00E+05	4.7	NA	NA	0.09 J	--	--
BENZENE	3.19E+02	16	1.8	0.32	0.32 B	1.2	0.31 J
CARBON TETRACHLORIDE	6.29E+04	8.2	0.84	0.56	0.56	0.61 J	0.52 J
CHLOROFORM	2.40E+05	5.3	0.56	--	0.33 J	0.35 J	0.18 J
CIS-1,2-DICHLOROETHENE	7.90E+05	----	--	--	--	--	--
DICHLORODIFLUOROMETHANE	4.95E+06	880	3.7	2.4	3	2.9	2.4
ETHYLBENZENE	4.35E+05	49	0.55	0.85	0.44	5	0.95
METHYL TERT-BUTYL ETHER	1.80E+05	470	--	--	--	--	--
METHYLENE CHLORIDE	8.70E+04	260	NA	NA	0.56 B	14	1.6 B
NAPHTHALENE	5.00E+01	3.6	NA	NA	0.43 J	--	--
TETRACHLOROETHENE	6.78E+05	21	9	--	--	0.47 J	--
TOLUENE	7.54E+05	22000	83	20	18	180	19
TOTAL XYLENES	4.34E+05	440	1.46	3.22	1.89	17.1	5.3
TRICHLOROETHENE	5.37E+05	25^{M}	0.64	--	0.24	0.51	0.87

SUMMARY OF POSITIVE DETECTS FOR AIR SAMPLES
HISTORICAL IAQ DATA, BUILDING A SOUTH
LOCKHEED MARTIN MIDDLE RIVER COMPLEX
MIDDLE RIVER, MARYLAND

SAMPLE ID: LOCATION: SAMPLE DATE: ROUND:	OSHA PEL ug/m3	Industrial Air Screening Level ug/m3	IAQ-A9-7 IAQ-A9 10/28/2009 7	TOO-27-1 TOO-27 8/12/2008 5	TOO-28-1 TOO-28 8/12/2008 5	TOO-29-1 TOO-29 8/12/2008 5
VOLATILES (ug/m3)						
1,1-DICHLOROETHENE	4.00E+05	77	--	NA	NA	NA
1,2-DICHLOROETHANE	4.00E+05	4.7	--	NA	NA	NA
BENZENE	3.19E+02	16	0.88	0.43	0.62	1.2
CARBON TETRACHLORIDE	6.29E+04	8.2	0.55 J	0.51	0.62	0.74
CHLOROFORM	2.40E+05	5.3	0.33 J	--	--	0.45
CIS-1,2-DICHLOROETHENE	7.90E+05	----	--	--	--	--
DICHLORODIFLUOROMETHANE	4.95E+06	880	3.1	2	3.4	3.6
ETHYLBENZENE	4.35E+05	49	7.6	2.2	0.86	0.92
METHYL TERT-BUTYL ETHER	1.80E+05	470	--	--	--	--
METHYLENE CHLORIDE	8.70E+04	260	5.8	NA	NA	NA
NAPHTHALENE	5.00E+01	3.6	--	NA	NA	NA
TETRACHLOROETHENE	6.78E+05	21	0.5 J	--	--	--
TOLUENE	7.54E+05	22000	220	45	12	38
TOTAL XYLENES	4.34E+05	440	28.6	7.5	3.79	1.85
TRICHLOROETHENE	5.37E+05	25[M]	0.3 J	--	--	--

Shaded cells indicate concentration greater than risk-based screening level

Industrial Air Screening Levels from USEPA Regional Screening Levels for Chemical Contaminants at Superfund Sites Apr-09

OSHA PEL = Occupational Safety and Health Administration Pemissible Exposure Limit

M = MDE screening level for trichloroethene

J - Positive value is considered estimated as a result of technical noncompliance.

-- = Not detected

NA - Not Analyzed.

ug/m3 = micrograms per cubic meter

SUMMARY OF POSITIVE DETECTS FOR AIR SAMPLES
HISTORICAL IAQ DATA, BUILDING B NORTH
LOCKHEED MARTIN MIDDLE RIVER COMPLEX
MIDDLE RIVER, MARYLAND

SAMPLE ID: LOCATION: SAMPLE DATE: ROUND:	OSHA PEL ug/m3	Industrial Air Screening Level ug/m3	B-5-1 B-5 12/11/2006 1	B-5-2 B-5 4/27/2007 2	B-5-2-D[1] B-5 4/27/2007 2	B-5-3 B-5 10/29/2007 3	B-5-4 B-5 3/28/2008 4
VOLATILES (ug/m3)							
1,2-DICHLOROETHANE	4.00E+05	4.7	NA	NA	NA	NA	NA
BENZENE	3.19E+02	16	1.7	--	--	0.99	2.5
CARBON TETRACHLORIDE	6.29E+04	8.2	0.5 J	--	--	0.51	0.81
CHLOROFORM	2.40E+05	5.3	1 J	--	--	0.42	1.4
CIS-1,2-DICHLOROETHENE	7.90E+05	----	0.3 J	--	--	--	--
DICHLORODIFLUOROMETHANE	4.95E+06	880	1.7 J	--	--	2	5
ETHYLBENZENE	4.35E+05	49	1.2 J	0.5 J	0.5 J	1.1	--
METHYLENE CHLORIDE	8.70E+04	260	NA	NA	NA	NA	NA
NAPHTHALENE	5.00E+01	3.6	NA	NA	NA	NA	NA
TETRACHLOROETHENE	6.78E+05	21	0.8 J	--	--	--	2.9
TOLUENE	7.54E+05	22000	19.5	3	3	9.7	22
TOTAL XYLENES	4.34E+05	440	4.6 J	2.8 J	2.8 J	5.6	0.46
TRICHLOROETHENE	5.37E+05	25[M]	1.1 B	--	0.5 J	0.34	0.39

SUMMARY OF POSITIVE DETECTS FOR AIR SAMPLES
HISTORICAL IAQ DATA, BUILDING B NORTH
LOCKHEED MARTIN MIDDLE RIVER COMPLEX
MIDDLE RIVER, MARYLAND

SAMPLE ID: LOCATION: SAMPLE DATE: ROUND:	OSHA PEL ug/m3	Industrial Air Screening Level ug/m3	B-5-5 B-5 8/12/2008 5	IAQ-B1-6 IAQ-B1 7/7/2009 6	IAQ-B1-7 IAQ-B1 10/27/2009 7	IAQ-B2-6 IAQ-B2 7/7/2009 6	IAQ-B2-7 IAQ-B2 10/27/2009 7
VOLATILES (ug/m3)							
1,2-DICHLOROETHANE	4.00E+05	4.7	NA	0.085 J	--	0.083 J	0.1 J
BENZENE	3.19E+02	16	0.81	0.6	0.56	0.73	0.56
CARBON TETRACHLORIDE	6.29E+04	8.2	0.63	0.8	0.56 J	0.59	0.54 J
CHLOROFORM	2.40E+05	5.3	1.1	0.24 J	0.34 J	1.1	1.8
CIS-1,2-DICHLOROETHENE	7.90E+05	----	--	--	--	--	--
DICHLORODIFLUOROMETHANE	4.95E+06	880	3.7	2.5	2.4	2.7	2.3
ETHYLBENZENE	4.35E+05	49	2.4	0.21 J	1.2	2	0.71
METHYLENE CHLORIDE	8.70E+04	260	NA	1.8 B	5	3	2.7
NAPHTHALENE	5.00E+01	3.6	NA	--	0.98 J	1.1	0.78 J
TETRACHLOROETHENE	6.78E+05	21	--	0.17 J	0.38 J	0.35 J	0.2 J
TOLUENE	7.54E+05	22000	32	6.1	41	33	5.1
TOTAL XYLENES	4.34E+05	440	9.6	0.4	5.2	8.9	3.8
TRICHLOROETHENE	5.37E+05	25^{M}	--	--	0.18 J	0.25	0.16 J

SUMMARY OF POSITIVE DETECTS FOR AIR SAMPLES
HISTORICAL IAQ DATA, BUILDING B NORTH
LOCKHEED MARTIN MIDDLE RIVER COMPLEX
MIDDLE RIVER, MARYLAND

SAMPLE ID: LOCATION: SAMPLE DATE: ROUND:	OSHA PEL ug/m3	Industrial Air Screening Level ug/m3	IAQ-B4-6 IAQ-B4 7/7/2009 6	IAQ-B4-7 IAQ-B4 10/27/2009 7	IAQ-B6-7 IAQ-B6 10/27/2009 7	TOO-10-1 TOO-10 4/27/2007 2	TOO-10-2 TOO-10 10/29/2007 3
VOLATILES (ug/m3)							
1,2-DICHLOROETHANE	4.00E+05	4.7	--	0.1 J	0.084 J	NA	NA
BENZENE	3.19E+02	16	0.89	0.55	0.73	--	0.79
CARBON TETRACHLORIDE	6.29E+04	8.2	0.58 J	0.55 J	0.62 J	--	--
CHLOROFORM	2.40E+05	5.3	0.77	1.6	0.53	--	--
CIS-1,2-DICHLOROETHENE	7.90E+05	----	--	0.11 J	--	--	--
DICHLORODIFLUOROMETHANE	4.95E+06	880	2.6	2.3	2.8	--	1.9
ETHYLBENZENE	4.35E+05	49	1.7	0.93	1.8	0.6 J	0.9
METHYLENE CHLORIDE	8.70E+04	260	14	1.5	1.6	NA	NA
NAPHTHALENE	5.00E+01	3.6	--	1.5	2.4	NA	NA
TETRACHLOROETHENE	6.78E+05	21	0.37 J	0.47 J	0.34 J	--	--
TOLUENE	7.54E+05	22000	29	7.2	31	2.6	7.5
TOTAL XYLENES	4.34E+05	440	7.4	5.1	8.2	3 J	4.4
TRICHLOROETHENE	5.37E+05	25^{M}	0.2 J	0.17 J	0.22	--	0.34

SUMMARY OF POSITIVE DETECTS FOR AIR SAMPLES
HISTORICAL IAQ DATA, BUILDING B NORTH
LOCKHEED MARTIN MIDDLE RIVER COMPLEX
MIDDLE RIVER, MARYLAND

SAMPLE ID: LOCATION: SAMPLE DATE: ROUND:	OSHA PEL ug/m3	Industrial Air Screening Level ug/m3	TOO-10-3 TOO-10 3/28/2008 4	TOO-11-1 TOO-11 4/27/2007 2	TOO-11-2 TOO-11 10/29/2007 3	TOO-18-1 TOO-18 3/28/2008 4	TOO-18-2 TOO-18 8/12/2008 5
VOLATILES (ug/m3)							
1,2-DICHLOROETHANE	4.00E+05	4.7	NA	NA	NA	NA	NA
BENZENE	3.19E+02	16	1.9	--	0.79	1.6	0.61
CARBON TETRACHLORIDE	6.29E+04	8.2	--	--	--	--	0.57
CHLOROFORM	2.40E+05	5.3	--	--	0.56	--	--
CIS-1,2-DICHLOROETHENE	7.90E+05	----	--	--	0.44	--	--
DICHLORODIFLUOROMETHANE	4.95E+06	880	9.5	--	2	3.5	2.5
ETHYLBENZENE	4.35E+05	49	--	0.5 J	1	1.4	2
METHYLENE CHLORIDE	8.70E+04	260	NA	NA	NA	NA	NA
NAPHTHALENE	5.00E+01	3.6	NA	NA	NA	NA	NA
TETRACHLOROETHENE	6.78E+05	21	3.3	--	--	7.7	--
TOLUENE	7.54E+05	22000	25	3.6	11	44	36
TOTAL XYLENES	4.34E+05	440	0.88	1.8 J	5	5.7	7.7
TRICHLOROETHENE	5.37E+05	25^{M}	--	--	0.3	2.5	--

SUMMARY OF POSITIVE DETECTS FOR AIR SAMPLES
HISTORICAL IAQ DATA, BUILDING B NORTH
LOCKHEED MARTIN MIDDLE RIVER COMPLEX
MIDDLE RIVER, MARYLAND

SAMPLE ID: LOCATION: SAMPLE DATE: ROUND:	OSHA PEL ug/m3	Industrial Air Screening Level ug/m3	TOO-19-1 TOO-19 8/12/2008 5	TOO-20-1 TOO-20 8/12/2008 5
VOLATILES (ug/m3)				
1,2-DICHLOROETHANE	4.00E+05	4.7	NA	NA
BENZENE	3.19E+02	16	0.27	0.59
CARBON TETRACHLORIDE	6.29E+04	8.2	0.54	0.53
CHLOROFORM	2.40E+05	5.3	--	--
CIS-1,2-DICHLOROETHENE	7.90E+05	----	--	--
DICHLORODIFLUOROMETHANE	4.95E+06	880	2.3	2.5
ETHYLBENZENE	4.35E+05	49	0.58	3.7
METHYLENE CHLORIDE	8.70E+04	260	NA	NA
NAPHTHALENE	5.00E+01	3.6	NA	NA
TETRACHLOROETHENE	6.78E+05	21	--	--
TOLUENE	7.54E+05	22000	18	25
TOTAL XYLENES	4.34E+05	440	2.19	15.9
TRICHLOROETHENE	5.37E+05	25[M]	--	--

(1) Duplicates.
Shaded cells indicate concentration greater than risk-based screening level
Industrial Air Screening Levels from USEPA Regional Screening Levels for Chemical Contaminants at Superfund Sites Apr-09
OSHA PEL = Occupational Safety and Health Administration Pemissible Exposure Limit
M = MDE screening level for trichloroethene
J - Positive value is considered estimated as a result of technical noncompliance.
-- = Not detected
NA - Not Analyzed.
ug/m3 = micrograms per cubic meter

SUMMARY OF POSITIVE DETECTS FOR AIR SAMPLES
HISTORICAL IAQ DATA, BUILDING B CENTRAL
LOCKHEED MARTIN MIDDLE RIVER COMPLEX
MIDDLE RIVER, MARYLAND

SAMPLE ID: LOCATION: SAMPLE DATE: ROUND:	OSHA PEL ug/m3	Industrial Air Screening Level ug/m3	B-3-1 B-3 12/11/2006 1	B-3-2 B-3 4/27/2007 2	B-3-3 B-3 10/29/2007 3	B-3-4 B-3 8/12/2008 5	B-4-1 B-4 12/11/2006 1
VOLATILES (ug/m3)							
1,2,4-TRICHLOROBENZENE	4.00E+04	18	--	--	--	--	1.3 J
BENZENE	3.19E+02	16	2.9	--	1.3	0.33	3.5
CARBON TETRACHLORIDE	6.29E+04	8.2	0.6 J	--	0.6	0.53	0.7 J
CHLOROFORM	2.40E+05	5.3	0.8 J	--	0.88	0.47	0.9 J
DICHLORODIFLUOROMETHANE	4.95E+06	880	2 J	--	2.6	2.4	1.9 J
ETHYLBENZENE	4.35E+05	49	1.9 J	0.4 J	2.2	1.2	2.1 J
METHYL TERT-BUTYL ETHER	1.80E+05	470	0.5 J	--	--	--	0.5 J
TETRACHLOROETHENE	6.78E+05	21	1.2 J	--	--	--	1.5 J
TOLUENE	7.54E+05	22000	23.5	7.8	81	29	25.7
TOTAL XYLENES	4.34E+05	440	7.7	1.5 J	8.4	5	8.1
TRICHLOROETHENE	5.37E+05	25[M]	0.5 J	--	0.52	--	0.8 J

SUMMARY OF POSITIVE DETECTS FOR AIR SAMPLES
HISTORICAL IAQ DATA, BUILDING B CENTRAL
LOCKHEED MARTIN MIDDLE RIVER COMPLEX
MIDDLE RIVER, MARYLAND

SAMPLE ID: LOCATION: SAMPLE DATE: ROUND:	OSHA PEL ug/m3	Industrial Air Screening Level ug/m3	B-4-2 B-4 4/27/2007 2	B-4-3 B-4 10/29/2007 3	B-4-4 B-4 8/12/2008 5	TOO-24-1 TOO-24 8/12/2008 5	TOO-6-1 TOO-6 4/27/2007 2
VOLATILES (ug/m3)							
1,2,4-TRICHLOROBENZENE	4.00E+04	18	--	--	--	--	--
BENZENE	3.19E+02	16	--	0.76	0.5	0.89	--
CARBON TETRACHLORIDE	6.29E+04	8.2	--	--	0.64	--	--
CHLOROFORM	2.40E+05	5.3	--	1	0.41	--	--
DICHLORODIFLUOROMETHANE	4.95E+06	880	1.7 J	2.4	2.7	3.5	--
ETHYLBENZENE	4.35E+05	49	--	3.3	1.1	1.1	0.6 J
METHYL TERT-BUTYL ETHER	1.80E+05	470	--	--	--	--	--
TETRACHLOROETHENE	6.78E+05	21	--	--	--	--	--
TOLUENE	7.54E+05	22000	4.1	--	25	59	10.1
TOTAL XYLENES	4.34E+05	440	--	14	4.6	4.2	3 J
TRICHLOROETHENE	5.37E+05	25[M]	--	0.76	--	--	0.3 J

SUMMARY OF POSITIVE DETECTS FOR AIR SAMPLES
HISTORICAL IAQ DATA, BUILDING B CENTRAL
LOCKHEED MARTIN MIDDLE RIVER COMPLEX
MIDDLE RIVER, MARYLAND

SAMPLE ID: LOCATION: SAMPLE DATE: ROUND:	OSHA PEL ug/m3	Industrial Air Screening Level ug/m3	TOO-6-2 TOO-6 10/29/2007 3	TOO-7-1 TOO-7 4/27/2007 2	TOO-7-2 TOO-7 10/29/2007 3
VOLATILES (ug/m3)					
1,2,4-TRICHLOROBENZENE	4.00E+04	18	--	--	--
BENZENE	3.19E+02	16	2.5	--	1.7
CARBON TETRACHLORIDE	6.29E+04	8.2	0.51	--	--
CHLOROFORM	2.40E+05	5.3	--	--	--
DICHLORODIFLUOROMETHANE	4.95E+06	880	2.2	--	2
ETHYLBENZENE	4.35E+05	49	0.92	0.4 J	0.55
METHYL TERT-BUTYL ETHER	1.80E+05	470	--	--	--
TETRACHLOROETHENE	6.78E+05	21	--	--	--
TOLUENE	7.54E+05	22000	4.6	10.7	2.9
TOTAL XYLENES	4.34E+05	440	2.57	2.2 J	1.65
TRICHLOROETHENE	5.37E+05	25[M]	--	--	--

Shaded cells indicate concentration greater than risk-based screening level

Industrial Air Screening Levels from USEPA Regional Screening Levels for Chemical Contaminants at Superfund Sites Apr-09

OSHA PEL = Occupational Safety and Health Administration Pemissible Exposure Limit

M = MDE screening level for trichloroethene

J - Positive value is considered estimated as a result of technical noncompliance.

-- = Not detected

NA - Not Analyzed.

ug/m3 = micrograms per cubic meter

SUMMARY OF POSITIVE DETECTS FOR AIR SAMPLES
HISTORICAL IAQ DATA, BUILDING B NORTH
LOCKHEED MARTIN MIDDLE RIVER COMPLEX
MIDDLE RIVER, MARYLAND

SAMPLE ID:	OSHA PEL	Industrial Air	B-1-1	B-1-2	B-1-3	B-2-1	B-2-2
LOCATION:	ug/m3	Screening	B-1	B-1	B-1	B-2	B-2
SAMPLE DATE:		Level	12/11/2006	4/27/2007	10/29/2007	12/11/2006	4/27/2007
ROUND:		ug/m3	1	2	3	1	2
VOLATILES (ug/m3)							
BENZENE	3.19E+02	16	3.2 J	16.2	0.3	3.7	--
CARBON TETRACHLORIDE	6.29E+04	8.2	--	--	--	--	--
CHLOROFORM	2.40E+05	5.3	1.1 J	--	--	1.1 J	--
CIS-1,2-DICHLOROETHENE	7.90E+05	----	--	--	0.78	--	--
DICHLORODIFLUOROMETHANE	4.95E+06	880	2.6 J	1.5 J	2.5	2.3 J	1.2 J
ETHYLBENZENE	4.35E+05	49	2.1 J	59.6	--	2.4	1 J
METHYL TERT-BUTYL ETHER	1.80E+05	470	0.7 J	--	--	0.6 J	--
TETRACHLOROETHENE	6.78E+05	21	--	--	--	1.3 J	--
TOLUENE	7.54E+05	22000	25.4 J	28.7	1.1	31.1	7.4
TOTAL XYLENES	4.34E+05	440	8.1 J	297	NA	9.6	4.4 J
TRICHLOROETHENE	5.37E+05	25[M]	--	--	0.42	0.7 J	--

SUMMARY OF POSITIVE DETECTS FOR AIR SAMPLES
HISTORICAL IAQ DATA, BUILDING B NORTH
LOCKHEED MARTIN MIDDLE RIVER COMPLEX
MIDDLE RIVER, MARYLAND

SAMPLE ID: LOCATION: SAMPLE DATE: ROUND:	OSHA PEL ug/m3	Industrial Air Screening Level ug/m3	B-2-3 B-2 10/29/2007 3	B-2-4 B-2 3/28/2008 4	B-2-5 B-2 8/12/2008 5	TOO-25-1 TOO-25 8/12/2008 5
VOLATILES (ug/m3)						
BENZENE	3.19E+02	16	0.71	1.9	--	0.5
CARBON TETRACHLORIDE	6.29E+04	8.2	--	--	--	0.57
CHLOROFORM	2.40E+05	5.3	--	--	--	--
CIS-1,2-DICHLOROETHENE	7.90E+05	----	3.8	--	--	--
DICHLORODIFLUOROMETHANE	4.95E+06	880	2.5	3.6	2.4	2.6
ETHYLBENZENE	4.35E+05	49	1.6	2.3	--	0.8
METHYL TERT-BUTYL ETHER	1.80E+05	470	--	--	--	--
TETRACHLOROETHENE	6.78E+05	21	--	14	10	--
TOLUENE	7.54E+05	22000	50	110	7.6	22
TOTAL XYLENES	4.34E+05	440	6.9	9.7	NA	2.27
TRICHLOROETHENE	5.37E+05	25[M]	5.1	0.5	0.54	--

Shaded cells indicate concentration greater than risk-based screening level
Industrial Air Screening Levels from USEPA Regional Screening Levels for Chemical Contaminants at Superfund Sites Apr-09
OSHA PEL = Occupational Safety and Health Administration Pemissible Exposure Limit
M = MDE screening level for trichloroethene
J - Positive value is considered estimated as a result of technical noncompliance.
-- = Not detected
NA - Not Analyzed.
ug/m3 = micrograms per cubic meter

SUMMARY OF POSITIVE RESULTS FOR AIR SAMPLES
HISTORICAL IAQ DATA, BUILDING B SOUTH
LOCKHEED MARTIN MIDDLE RIVER COMPLEX
MIDDLE RIVER, MARYLAND

SAMPLE ID: LOCATION: SAMPLE DATE: ROUND:	OSHA PEL ug/m3	Industrial Air Screening Level ug/m3	IAQ-B12-6 IAQ-B12 7/7/2009 6	IAQ-B12-7 IAQ-B12 10/27/2009 7	IAQ-B13-6 IAQ-B13 7/7/2009 6	IAQ-B13-7 IAQ-B13 10/27/2009 7	TOO-1-1 TOO-1 12/11/2006 1
VOLATILES (ug/m3)							
1,1-DICHLOROETHANE	4.00E+05	77	--	0.07 J	--	--	--
1,2,4-TRICHLOROBENZENE	4.00E+04	18	--	--	--	--	1.2 J
BENZENE	3.19E+02	16	0.55	0.26	0.49	0.58	2.8 J
CARBON TETRACHLORIDE	6.29E+04	8.2	0.61	0.28 J	0.64	0.58 J	0.5 J
CHLOROFORM	2.40E+05	5.3	0.26 J	0.45	0.25 J	0.55	0.8 J
DICHLORODIFLUOROMETHANE	4.95E+06	880	2.8	2.8	2.8	2.5	1.3 J
ETHYLBENZENE	4.35E+05	49	1	--	1.1	3.4	1.8 J
METHYL TERT-BUTYL ETHER	1.80E+05	470	--	--	--	--	0.4 J
METHYLENE CHLORIDE	8.70E+04	260	1.3 B	0.93	1.2 B	2.7	NA
NAPHTHALENE	5.00E+01	3.6	--	--	0.33 J	0.85 J	NA
TETRACHLOROETHENE	6.78E+05	21	0.22 J	0.26 J	0.19 J	1.1	1.6 J
TOLUENE	7.54E+05	22000	32	1.6	31	110	24.5 J
TOTAL XYLENES	4.34E+05	440	3.17	NA	4.59	13	7.1 J
TRICHLOROETHENE	5.37E+05	25^{M}	0.15 J	0.086 J	--	0.24	1 J

SUMMARY OF POSITIVE RESULTS FOR AIR SAMPLES
HISTORICAL IAQ DATA, BUILDING B SOUTH
LOCKHEED MARTIN MIDDLE RIVER COMPLEX
MIDDLE RIVER, MARYLAND

SAMPLE ID: LOCATION: SAMPLE DATE: ROUND:	OSHA PEL ug/m3	Industrial Air Screening Level ug/m3	TOO-1-2 TOO-1 4/27/2007 2	TOO-1-3 TOO-1 10/29/2007 3	TOO-1-4 TOO-1 8/12/2008 5
VOLATILES (ug/m3)					
1,1-DICHLOROETHANE	4.00E+05	77	--	--	--
1,2,4-TRICHLOROBENZENE	4.00E+04	18	--	--	--
BENZENE	3.19E+02	16	--	1.2	--
CARBON TETRACHLORIDE	6.29E+04	8.2	--	--	--
CHLOROFORM	2.40E+05	5.3	--	0.59	--
DICHLORODIFLUOROMETHANE	4.95E+06	880	--	2.2	2.7
ETHYLBENZENE	4.35E+05	49	0.5 J	3.1	2.9
METHYL TERT-BUTYL ETHER	1.80E+05	470	--	--	--
METHYLENE CHLORIDE	8.70E+04	260	NA	NA	NA
NAPHTHALENE	5.00E+01	3.6	NA	NA	NA
TETRACHLOROETHENE	6.78E+05	21	--	0.72	--
TOLUENE	7.54E+05	22000	10	--	100
TOTAL XYLENES	4.34E+05	440	1.6 J	11.7	11.9
TRICHLOROETHENE	5.37E+05	25[M]	--	0.49	--

Shaded cells indicate concentration greater than risk-based screening level

Industrial Air Screening Levels from USEPA Regional Screening Levels for Chemical Contaminants at Superfund Sites Apr-09

OSHA PEL = Occupational Safety and Health Administration Pemissible Exposure Limit

M = MDE screening level for trichloroethene

J - Positive value is considered estimated as a result of technical noncompliance.

-- = Not detected

NA - Not Analyzed.

ug/m3 = micrograms per cubic meter

SUMMARY OF POSITIVE DETECTS FOR AIR SAMPLES
HISTORICAL IAQ DATA, BUILDING B UTILITY TUNNEL CENTER
LOCKHEED MARTIN MIDDLE RIVER COMPLEX
MIDDLE RIVER, MARYLAND

SAMPLE ID:	OSHA PEL	Industrial Air	IAQ-B5-6	IAQ-B5-7	IAQ-B7-6	IAQ-B7-7	TOO-3-1	TOO-3-2
LOCATION:	ug/m3	Screening	IAQ-B5	IAQ-B5	IAQ-B7	IAQ-B7	TOO-3	TOO-3
SAMPLE DATE:		Level	7/7/2009	10/27/2009	7/7/2009	10/27/2009	4/26/2007	10/29/2007
ROUND:		ug/m3	6	7	6	7	2	3
VOLATILES (ug/m3)								
1,1-DICHLOROETHANE	4.00E+05	77	--	--	--	--	--	0.81
1,1-DICHLOROETHENE	----	880	0.41	--	0.31 J	--	NA	NA
1,2,4-TRICHLOROBENZENE	4.00E+04	18	--	--	--	0.46 J	--	--
1,2-DICHLOROETHANE	4.00E+05	4.7	0.097 J	0.13 J	--	--	NA	NA
BENZENE	3.19E+02	16	0.87	0.62	0.69	0.47	--	0.6
CARBON TETRACHLORIDE	6.29E+04	8.2	0.69	0.56 J	0.6	0.56 J	--	0.53
CHLOROFORM	2.40E+05	5.3	2.5	0.51	1.2	0.31 J	--	0.75
CIS-1,2-DICHLOROETHENE	7.90E+05	----	--	--	--	--	--	1.3
DICHLORODIFLUOROMETHANE	4.95E+06	880	4.8	2.5	3.7	2.3	--	2.2
ETHYLBENZENE	4.35E+05	49	2.7	1.5	1.7	2.2	0.4 J	0.42
METHYLENE CHLORIDE	8.70E+04	260	2.8	2.7	11	2.1	NA	NA
NAPHTHALENE	5.00E+01	3.6	3.2	0.23 J	1.3	0.41 J	NA	NA
TETRACHLOROETHENE	6.78E+05	21	0.53 J	0.3 J	0.37 J	0.43 J	--	--
TOLUENE	7.54E+05	22000	39	21	27	66	2.8	7.9
TOTAL XYLENES	4.34E+05	440	11.8	6.7	7.4	7.5	1.6 J	1.59
TRICHLOROETHENE	5.37E+05	25^{M}	1.8	0.19 J	1.3	0.16 J	--	0.95

SUMMARY OF POSITIVE DETECTS FOR AIR SAMPLES
HISTORICAL IAQ DATA, BUILDING B UTILITY TUNNEL CENTER
LOCKHEED MARTIN MIDDLE RIVER COMPLEX
MIDDLE RIVER, MARYLAND

SAMPLE ID: LOCATION: SAMPLE DATE: ROUND:	OSHA PEL ug/m3	Industrial Air Screening Level ug/m3	TOO-3-3 TOO-3 3/28/2008 4	TOO-3-4 TOO-3 8/12/2008 5
VOLATILES (ug/m3)				
1,1-DICHLOROETHANE	4.00E+05	77	--	--
1,1-DICHLOROETHENE	----	880	NA	NA
1,2,4-TRICHLOROBENZENE	4.00E+04	18	--	--
1,2-DICHLOROETHANE	4.00E+05	4.7	NA	NA
BENZENE	3.19E+02	16	2.6	0.82
CARBON TETRACHLORIDE	6.29E+04	8.2	--	0.81
CHLOROFORM	2.40E+05	5.3	--	1.7
CIS-1,2-DICHLOROETHENE	7.90E+05	----	--	--
DICHLORODIFLUOROMETHANE	4.95E+06	880	4.4	4.1
ETHYLBENZENE	4.35E+05	49	6.3	4.5
METHYLENE CHLORIDE	8.70E+04	260	NA	NA
NAPHTHALENE	5.00E+01	3.6	NA	NA
TETRACHLOROETHENE	6.78E+05	21	82	--
TOLUENE	7.54E+05	22000	440	36
TOTAL XYLENES	4.34E+05	440	24.5	19.8
TRICHLOROETHENE	5.37E+05	25[M]	--	1.9

Shaded cells indicate concentration greater than risk-based screening level

Industrial Air Screening Levels from USEPA Regional Screening Levels for Chemical Contaminants at Superfund Sites Apr-09

OSHA PEL = Occupational Safety and Health Administration Pemissible Exposure Limit

M = MDE screening level for trichloroethene

J - Positive value is considered estimated as a result of technical noncompliance.

-- = Not detected

NA - Not Analyzed.

ug/m3 = micrograms per cubic meter

SUMMARY OF POSITIVE DETECTS FOR AIR SAMPLES
HISTORICAL IAQ DATA, BUILDING B UTILITY TUNNEL NORTH
LOCKHEED MARTIN MIDDLE RIVER COMPLEX
MIDDLE RIVER, MARYALND

SAMPLE ID: LOCATION: SAMPLE DATE: ROUND:	OSHA PEL ug/m3	Industrial Air Screening Level ug/m3	IAQ-B3-6 IAQ-B3 7/7/2009 6	IAQ-B3-7 IAQ-B3 10/27/2009 7	TOO-17-1 TOO-17 3/28/2008 4	TOO-17-2 TOO-17 8/12/2008 5
VOLATILES (ug/m3)						
1,1-DICHLOROETHENE	4.00E+05	77	0.094 J	--	NA	NA
BENZENE	3.19E+02	16	0.8	0.5	1.7	0.65
CARBON TETRACHLORIDE	6.29E+04	8.2	0.55	0.54 J	--	0.51
CHLOROFORM	2.40E+05	5.3	2	0.66	2.7	0.5
DICHLORODIFLUOROMETHANE	4.95E+06	880	2.8	2.5	4.9	2.8
ETHYLBENZENE	4.35E+05	49	1.4	1.3	1.5	2.3
METHYLENE CHLORIDE	8.70E+04	260	4.7	3.4	NA	NA
TETRACHLOROETHENE	6.78E+05	21	0.42 J	0.75	3.6	--
TOLUENE	7.54E+05	22000	30	26	36	20
TOTAL XYLENES	4.34E+05	440	4.08	3.91	5.6	9.8
TRICHLOROETHENE	5.37E+05	25[M]	0.46	0.19 J	0.94	--

Shaded cells indicate concentration greater than risk-based screening level

Industrial Air Screening Levels from USEPA Regional Screening Levels for Chemical Contaminants at Superfund Sites Apr-09

OSHA PEL = Occupational Safety and Health Administration Pemissible Exposure Limit

M = MDE screening level for trichloroethene

J - Positive value is considered estimated as a result of technical noncompliance.

-- = Not detected

NA - Not Analyzed.

ug/m3 = micrograms per cubic meter

SUMMARY OF POSITIVE DETECTS FOR AIR SAMPLES
HISTORICAL IAQ DATA, BUILDING B UTILITY TUNNEL SOUTH
LOCKHEED MARTIN MIDDLE RIVER COMPLEX
MIDDLE RIVER, MARYLAND

SAMPLE ID: LOCATION: SAMPLE DATE: RANGE:	OSHA PEL ug/m3	Industrial Air Screening Level ug/m3	B-6-1 B-6 12/11/2006 1	B-6-2 B-6 4/26/2007 2	B-6-3 B-6 10/29/2007 3	B-6-4 B-6 3/28/2008 4	B-6-5 B-6 8/12/2008 5
VOLATILES (ug/m3)							
1,1-DICHLOROETHANE	4.00E+05	77	--	--	--	--	--
1,1-DICHLOROETHENE	----	880	NA	NA	NA	NA	NA
1,2,4-TRICHLOROBENZENE	4.00E+04	18	--	--	--	--	--
1,2-DICHLOROETHANE	4.00E+05	4.7	NA	NA	NA	NA	NA
BENZENE	3.19E+02	16	2.2	--	0.58	2.3	1.1
CARBON TETRACHLORIDE	6.29E+04	8.2	0.5 J	--	0.58	--	0.62
CHLOROFORM	2.40E+05	5.3	0.7 J	--	--	--	0.64
CIS-1,2-DICHLOROETHENE	7.90E+05	----	1 J	--	--	--	--
DICHLORODIFLUOROMETHANE	4.95E+06	880	1.7 J	--	2.1	3.6	3
ETHYLBENZENE	4.35E+05	49	1.3 J	0.4 J	0.92	2.4	5.5
METHYL TERT-BUTYL ETHER	1.80E+05	470	0.5 J	--	--	--	--
METHYLENE CHLORIDE	8.70E+04	260	NA	NA	NA	NA	NA
NAPHTHALENE	5.00E+01	3.6	NA	NA	NA	NA	NA
TETRACHLOROETHENE	6.78E+05	21	1.1 J	--	--	12	--
TOLUENE	7.54E+05	22000	14.2	4.9	31	--	26
TOTAL XYLENES	4.34E+05	440	5.3 J	1.5 J	4.8	6.4	25
TRANS-1,2-DICHLOROETHENE	7.90E+05	260	--	--	--	--	--
TRICHLOROETHENE	5.37E+05	25[M]	1.9 J	--	1.1	0.58	--

SUMMARY OF POSITIVE DETECTS FOR AIR SAMPLES
HISTORICAL IAQ DATA, BUILDING B UTILITY TUNNEL SOUTH
LOCKHEED MARTIN MIDDLE RIVER COMPLEX
MIDDLE RIVER, MARYLAND

SAMPLE ID: LOCATION: SAMPLE DATE: RANGE:	OSHA PEL ug/m3	Industrial Air Screening Level ug/m3	IAQ-B10-6 IAQ-B10 7/7/2009 6	IAQ-B10-7 IAQ-B10 10/27/2009 7	IAQ-B8-6 IAQ-B8 7/7/2009 6	IAQ-B8-7 IAQ-B8 10/27/2009 7	IAQ-B9-6 IAQ-B9 7/7/2009 6
VOLATILES (ug/m3)							
1,1-DICHLOROETHANE	4.00E+05	77	--	--	--	--	0.11 J
1,1-DICHLOROETHENE	----	880	--	--	0.22 J	--	0.11 J
1,2,4-TRICHLOROBENZENE	4.00E+04	18	--	--	--	--	0.36 J
1,2-DICHLOROETHANE	4.00E+05	4.7	--	--	--	--	0.16 J
BENZENE	3.19E+02	16	0.37 B	0.49	0.86	0.44	0.84
CARBON TETRACHLORIDE	6.29E+04	8.2	0.56	0.65 J	0.75	0.57 J	0.78
CHLOROFORM	2.40E+05	5.3	0.36 J	0.36 J	1.5	0.3 J	1.2
CIS-1,2-DICHLOROETHENE	7.90E+05	----	--	--	--	--	0.19 J
DICHLORODIFLUOROMETHANE	4.95E+06	880	2.9	2.6	3.5	2.3	3.3
ETHYLBENZENE	4.35E+05	49	0.77	1.6	2.1	2.1	1.7
METHYL TERT-BUTYL ETHER	1.80E+05	470	--	--	--	--	--
METHYLENE CHLORIDE	8.70E+04	260	26	0.93	1.8 B	0.76	1.4 B
NAPHTHALENE	5.00E+01	3.6	3.8	0.71 J	0.77 J	0.78 J	1.1 J
TETRACHLOROETHENE	6.78E+05	21	--	0.29 J	0.56 J	0.37 J	0.6
TOLUENE	7.54E+05	22000	32	40	32	60	31
TOTAL XYLENES	4.34E+05	440	2.93	6.3	12.1	8	7.4
TRANS-1,2-DICHLOROETHENE	7.90E+05	260	--	--	--	--	0.1 J
TRICHLOROETHENE	5.37E+05	25[M]	0.31	0.16 J	0.94	0.14 J	0.48

SUMMARY OF POSITIVE DETECTS FOR AIR SAMPLES
HISTORICAL IAQ DATA, BUILDING B UTILITY TUNNEL SOUTH
LOCKHEED MARTIN MIDDLE RIVER COMPLEX
MIDDLE RIVER, MARYLAND

SAMPLE ID: LOCATION: SAMPLE DATE: RANGE:	OSHA PEL ug/m3	Industrial Air Screening Level ug/m3	IAQ-B9-7 IAQ-B9 10/27/2009 7	TOO-13-1 TOO-13 3/28/2008 4	TOO-13-2 TOO-13 8/12/2008 5
VOLATILES (ug/m3)					
1,1-DICHLOROETHANE	4.00E+05	77	--	--	--
1,1-DICHLOROETHENE	----	880	--	NA	NA
1,2,4-TRICHLOROBENZENE	4.00E+04	18	--	--	--
1,2-DICHLOROETHANE	4.00E+05	4.7	--	NA	NA
BENZENE	3.19E+02	16	0.46	2.3	0.72
CARBON TETRACHLORIDE	6.29E+04	8.2	0.53 J	0.96	0.57
CHLOROFORM	2.40E+05	5.3	0.31 J	0.71	0.61
CIS-1,2-DICHLOROETHENE	7.90E+05	----	--	--	--
DICHLORODIFLUOROMETHANE	4.95E+06	880	2.4	3.2	2.6
ETHYLBENZENE	4.35E+05	49	2	1.8	5
METHYL TERT-BUTYL ETHER	1.80E+05	470	--	--	--
METHYLENE CHLORIDE	8.70E+04	260	2.6	NA	NA
NAPHTHALENE	5.00E+01	3.6	1.1	NA	NA
TETRACHLOROETHENE	6.78E+05	21	0.35 J	1.8	--
TOLUENE	7.54E+05	22000	58	51	27
TOTAL XYLENES	4.34E+05	440	7.7	8.3	20.6
TRANS-1,2-DICHLOROETHENE	7.90E+05	260	--	--	--
TRICHLOROETHENE	5.37E+05	25[M]	0.13 J	0.24	--

Shaded cells indicate concentration greater than risk-based screening level

Industrial Air Screening Levels from USEPA Regional Screening Levels for Chemical Contaminants at Superfund Sites Apr-09

OSHA PEL = Occupational Safety and Health Administration Pemissible Exposure Limit

M = MDE screening level for trichloroethene

J - Positive value is considered estimated as a result of technical noncompliance.

-- = Not detected

NA - Not Analyzed.

ug/m3 = micrograms per cubic meter

SUMMARY OF POSITIVE DETECTS FOR AIR SAMPLES
HISTORICAL IAQ DATA, BUILDING C BASEMENT CENTRAL
LOCKHEED MARTIN MIDDLE RIVER COMPLEX
MIDDLE RIVER, MARYLAND

SAMPLE ID: LOCATION: SAMPLE DATE: ROUND:	OSHA PEL ug/m3	Industrial Air Screening Level ug/m3	IAQ-C10-6 IAQ-C10 7/7/2009 6	IAQ-C10-7 IAQ-C10 10/27/2009 7	IAQ-C7-6 IAQ-C7 7/7/2009 6	IAQ-C7-7 IAQ-C7 10/27/2009 7	IAQ-C8-6 IAQ-C8 7/7/2009 6
VOLATILES (ug/m3)							
1,1-DICHLOROETHANE	4.00E+05	77	--	--	0.056 J	--	--
1,1-DICHLOROETHENE	----	880	--	--	--	0.069 J	--
1,2,4-TRICHLOROBENZENE	4.00E+04	18	--	--	--	--	--
1,2-DICHLOROETHANE	4.00E+05	4.7	0.082 J	0.21 J	0.11 J	0.1 J	0.094 J
BENZENE	3.19E+02	16	0.76	0.83	0.7	0.63	0.72
CARBON TETRACHLORIDE	6.29E+04	8.2	0.56	0.68	0.63	0.63	0.57
CHLOROFORM	2.40E+05	5.3	1.5	0.34 J	0.8	0.22 J	1.4
CIS-1,2-DICHLOROETHENE	7.90E+05	----	--	--	--	--	--
DICHLORODIFLUOROMETHANE	4.95E+06	880	2.5	3.2	2.7	2.9	2.8
ETHYLBENZENE	4.35E+05	49	2.3	1	1.7	0.91	2.2
METHYLENE CHLORIDE	8.70E+04	260	2.6	0.52 J	1.3 B	6.2	1.3 B
NAPHTHALENE	5.00E+01	3.6	3.4	0.84 J	3.9	0.73 J	2.2
TETRACHLOROETHENE	6.78E+05	21	0.53 J	0.27 J	0.36 J	0.25 J	0.4 J
TOLUENE	7.54E+05	22000	32	4.4	27	4.5	34
TOTAL XYLENES	4.34E+05	440	12.3	5.4	8.1	5.2	12
TRANS-1,2-DICHLOROETHENE	7.90E+05	260	--	--	--	--	--
TRICHLOROETHENE	5.37E+05	25^{M}	0.46	0.23	0.22	0.13 J	0.38

SUMMARY OF POSITIVE DETECTS FOR AIR SAMPLES
HISTORICAL IAQ DATA, BUILDING C BASEMENT CENTRAL
LOCKHEED MARTIN MIDDLE RIVER COMPLEX
MIDDLE RIVER, MARYLAND

SAMPLE ID: LOCATION: SAMPLE DATE: ROUND:	OSHA PEL ug/m3	Industrial Air Screening Level ug/m3	IAQ-C8-7 IAQ-C8 10/27/2009 7	IAQ-C8-7-D[(1)] IAQ-C8 10/27/2009 7	IAQ-C9-6 IAQ-C9 7/7/2009 6	IAQ-C9-7 IAQ-C9 10/27/2009 7	TOO-15-1 TOO-15 3/28/2008 4
VOLATILES (ug/m3)							
1,1-DICHLOROETHANE	4.00E+05	77	--	--	0.11 J	0.053 J	--
1,1-DICHLOROETHENE	----	880	--	--	0.098 J	0.087 J	NA
1,2,4-TRICHLOROBENZENE	4.00E+04	18	--	--	0.64 J	--	--
1,2-DICHLOROETHANE	4.00E+05	4.7	0.13 J	0.12 J	0.17 J	0.24 J	NA
BENZENE	3.19E+02	16	0.72	0.74	0.94	0.61	--
CARBON TETRACHLORIDE	6.29E+04	8.2	0.65	0.61	0.71	0.66	--
CHLOROFORM	2.40E+05	5.3	0.25 J	0.25 J	1.4	0.25 J	--
CIS-1,2-DICHLOROETHENE	7.90E+05	----	--	--	0.12 J	--	--
DICHLORODIFLUOROMETHANE	4.95E+06	880	2.9	2.8	3	3	3.3
ETHYLBENZENE	4.35E+05	49	1.1	1.1	4.1	1.9	--
METHYLENE CHLORIDE	8.70E+04	260	4.9	1.2	2.1 B	1.6	NA
NAPHTHALENE	5.00E+01	3.6	0.78 J	0.83 J	1.6	0.71 J	NA
TETRACHLOROETHENE	6.78E+05	21	0.27 J	0.72	0.68	0.26 J	--
TOLUENE	7.54E+05	22000	6	5.4	33	3.5	--
TOTAL XYLENES	4.34E+05	440	6.3	6.2	24.8	11.9	NA
TRANS-1,2-DICHLOROETHENE	7.90E+05	260	--	--	0.11 J	--	--
TRICHLOROETHENE	5.37E+05	25[M]	0.22	0.19 J	1.1	0.55	--

SUMMARY OF POSITIVE DETECTS FOR AIR SAMPLES
HISTORICAL IAQ DATA, BUILDING C BASEMENT CENTRAL
LOCKHEED MARTIN MIDDLE RIVER COMPLEX
MIDDLE RIVER, MARYLAND

SAMPLE ID: LOCATION: SAMPLE DATE: ROUND:	OSHA PEL ug/m3	Industrial Air Screening Level ug/m3	TOO-15-2 TOO-15 8/12/2008 5	TOO-22-1 TOO-22 8/12/2008 5	TOO-8-1 TOO-8 4/27/2007 2	TOO-8-2 TOO-8 10/29/2007 3	TOO-8-3 TOO-8 3/28/2008 4
VOLATILES (ug/m3)							
1,1-DICHLOROETHANE	4.00E+05	77	--	--	--	--	--
1,1-DICHLOROETHENE	----	880	NA	NA	NA	NA	NA
1,2,4-TRICHLOROBENZENE	4.00E+04	18	--	--	--	--	--
1,2-DICHLOROETHANE	4.00E+05	4.7	NA	NA	NA	NA	NA
BENZENE	3.19E+02	16	0.77	0.46	--	0.88	1.9
CARBON TETRACHLORIDE	6.29E+04	8.2	0.59	0.54	--	--	--
CHLOROFORM	2.40E+05	5.3	--	--	--	--	--
CIS-1,2-DICHLOROETHENE	7.90E+05	----	--	--	--	0.56	--
DICHLORODIFLUOROMETHANE	4.95E+06	880	2.4	3.3	--	2.3	3.6
ETHYLBENZENE	4.35E+05	49	5.1	--	--	1.4	1.7
METHYLENE CHLORIDE	8.70E+04	260	NA	NA	NA	NA	NA
NAPHTHALENE	5.00E+01	3.6	NA	NA	NA	NA	NA
TETRACHLOROETHENE	6.78E+05	21	--	--	--	--	1.3
TOLUENE	7.54E+05	22000	14	13	1.2 J	10	16
TOTAL XYLENES	4.34E+05	440	25.3	NA	1 J	6.9	7.8
TRANS-1,2-DICHLOROETHENE	7.90E+05	260	--	--	--	--	--
TRICHLOROETHENE	5.37E+05	25^{M}	--	--	--	4.8	--

SUMMARY OF POSITIVE DETECTS FOR AIR SAMPLES
HISTORICAL IAQ DATA, BUILDING C BASEMENT CENTRAL
LOCKHEED MARTIN MIDDLE RIVER COMPLEX
MIDDLE RIVER, MARYLAND

SAMPLE ID: LOCATION: SAMPLE DATE: ROUND:	OSHA PEL ug/m3	Industrial Air Screening Level ug/m3	TOO-8-4 TOO-8 8/12/2008 5
VOLATILES (ug/m3)			
1,1-DICHLOROETHANE	4.00E+05	77	--
1,1-DICHLOROETHENE	----	880	NA
1,2,4-TRICHLOROBENZENE	4.00E+04	18	--
1,2-DICHLOROETHANE	4.00E+05	4.7	NA
BENZENE	3.19E+02	16	0.59
CARBON TETRACHLORIDE	6.29E+04	8.2	0.58
CHLOROFORM	2.40E+05	5.3	--
CIS-1,2-DICHLOROETHENE	7.90E+05	----	--
DICHLORODIFLUOROMETHANE	4.95E+06	880	2.7
ETHYLBENZENE	4.35E+05	49	2.2
METHYLENE CHLORIDE	8.70E+04	260	NA
NAPHTHALENE	5.00E+01	3.6	NA
TETRACHLOROETHENE	6.78E+05	21	--
TOLUENE	7.54E+05	22000	6.8
TOTAL XYLENES	4.34E+05	440	11.9
TRANS-1,2-DICHLOROETHENE	7.90E+05	260	--
TRICHLOROETHENE	5.37E+05	25[M]	0.48

(1) Duplicate.
Shaded cells indicate concentration greater than risk-based screening level
Industrial Air Screening Levels from USEPA Regional Screening Levels for Chemical Contaminants at Superfund Sites Apr-09
OSHA PEL = Occupational Safety and Health Administration Pemissible Exposure Limit
M = MDE screening level for trichloroethene
J - Positive value is considered estimated as a result of technical noncompliance.
-- = Not detected
NA - Not Analyzed.
ug/m3 = micrograms per cubic meter

SUMMARY OF POSITIVE DETECTS FOR AIR SAMPLES
HISTORICAL IAQ DATA, BUILDING C BASEMENT NORTH
LOCKHEED MARTIN MIDDLE RIVER COMPLEX
MIDDLE RIVER, MARYLAND

SAMPLE ID: LOCATION: SAMPLE DATE: ROUND:	OSHA PEL ug/m3	Industrial Air Screening Level ug/m3	C-1-1 C-1 12/11/2006 1	C-1-2 C-1 4/27/2007 2	C-1-3 C-1 10/29/2007 3	C-1-4 C-1 3/28/2008 4	C-1-5 C-1 8/12/2008 5
VOLATILES (ug/m3)							
1,1-DICHLOROETHANE	4.00E+05	77	--	--	--	--	--
1,1-DICHLOROETHENE	----	880	NA	NA	NA	NA	NA
1,2-DICHLOROETHANE	4.00E+05	4.7	NA	NA	NA	NA	NA
BENZENE	3.19E+02	16	2	--	0.96	2.1	0.36
CARBON TETRACHLORIDE	6.29E+04	8.2	0.5 J	--	0.52	0.79	--
CHLOROFORM	2.40E+05	5.3	0.4 J	--	--	0.53	--
CIS-1,2-DICHLOROETHENE	7.90E+05	----	0.3 J	--	--	--	--
DICHLORODIFLUOROMETHANE	4.95E+06	880	1.7 J	--	2.2	3.5	2.4
ETHYLBENZENE	4.35E+05	49	1.1 J	--	0.67	1.6	0.48
METHYL TERT-BUTYL ETHER	1.80E+05	470	0.6 J	--	--	--	--
METHYLENE CHLORIDE	8.70E+04	260	NA	NA	NA	NA	NA
NAPHTHALENE	5.00E+01	3.6	NA	NA	NA	NA	NA
TETRACHLOROETHENE	6.78E+05	21	0.8 J	--	--	1.8	--
TOLUENE	7.54E+05	22000	5	1.1 J	4.7	18	9.6
TOTAL XYLENES	4.34E+05	440	4.2 J	--	3.13	7.2	2.16
TRICHLOROETHENE	5.37E+05	25^{M}	0.8 B	2.3 J	0.37	0.42	--

SUMMARY OF POSITIVE DETECTS FOR AIR SAMPLES
HISTORICAL IAQ DATA, BUILDING C BASEMENT NORTH
LOCKHEED MARTIN MIDDLE RIVER COMPLEX
MIDDLE RIVER, MARYLAND

SAMPLE ID: LOCATION: SAMPLE DATE: ROUND:	OSHA PEL ug/m3	Industrial Air Screening Level ug/m3	IAQ-C11-6 IAQ-C11 7/7/2009 6	IAQ-C11-7 IAQ-C11 10/27/2009 7	IAQ-C12-6 IAQ-C12 7/7/2009 6	IAQ-C12-7 IAQ-C12 10/27/2009 7	IAQ-C13-6 IAQ-C13 7/7/2009 6
VOLATILES (ug/m3)							
1,1-DICHLOROETHANE	4.00E+05	77	--	--	--	--	--
1,1-DICHLOROETHENE	----	880	--	--	--	--	--
1,2-DICHLOROETHANE	4.00E+05	4.7	0.098 J	0.084 J	--	--	0.098 J
BENZENE	3.19E+02	16	0.98	0.54 J	0.75	0.61	0.95
CARBON TETRACHLORIDE	6.29E+04	8.2	0.54	0.54	0.52	0.55 J	0.59
CHLOROFORM	2.40E+05	5.3	1.2	0.22 J	0.66	0.088 J	1.3
CIS-1,2-DICHLOROETHENE	7.90E+05	----	--	--	--	--	--
DICHLORODIFLUOROMETHANE	4.95E+06	880	2.7	2.5	2.3	2.6	2.7
ETHYLBENZENE	4.35E+05	49	1.9	0.51	1.5	0.26 J	1.9
METHYL TERT-BUTYL ETHER	1.80E+05	470	--	--	--	--	--
METHYLENE CHLORIDE	8.70E+04	260	1.7 B	1.3	2.1	4.1	2 B
NAPHTHALENE	5.00E+01	3.6	1.4	0.55 J	0.77 J	--	0.22 J
TETRACHLOROETHENE	6.78E+05	21	0.57	0.19 J	0.49 J	0.19 J	0.58
TOLUENE	7.54E+05	22000	22	2	11	1.5	25
TOTAL XYLENES	4.34E+05	440	9.5	2.64	7.5	0.99	7.6
TRICHLOROETHENE	5.37E+05	25[M]	0.23	--	0.14 J	--	0.29

SUMMARY OF POSITIVE DETECTS FOR AIR SAMPLES
HISTORICAL IAQ DATA, BUILDING C BASEMENT NORTH
LOCKHEED MARTIN MIDDLE RIVER COMPLEX
MIDDLE RIVER, MARYLAND

SAMPLE ID: LOCATION: SAMPLE DATE: ROUND:	OSHA PEL ug/m3	Industrial Air Screening Level ug/m3	IAQ-C13-7 IAQ-C13 10/27/2009 7	IAQ-C14-6 IAQ-C14 7/7/2009 6	IAQ-C14-7 IAQ-C14 10/27/2009 7	IAQ-C-15-6 IAQ-C-15 7/7/2009 6	IAQ-C15-7 IAQ-C15 10/27/2009 7
VOLATILES (ug/m3)							
1,1-DICHLOROETHANE	4.00E+05	77	--	--	--	--	--
1,1-DICHLOROETHENE	----	880	--	0.054 J	--	--	--
1,2-DICHLOROETHANE	4.00E+05	4.7	--	0.085 J	--	--	0.14 J
BENZENE	3.19E+02	16	0.49	0.9	0.52 J	0.77	0.69
CARBON TETRACHLORIDE	6.29E+04	8.2	0.54 J	0.6	0.59	0.56 J	0.62
CHLOROFORM	2.40E+05	5.3	0.25 J	2	0.35 J	2.1	0.97
CIS-1,2-DICHLOROETHENE	7.90E+05	----	--	--	--	--	--
DICHLORODIFLUOROMETHANE	4.95E+06	880	2.4	2.6	2.5	2.5	3.1
ETHYLBENZENE	4.35E+05	49	0.34 J	2.2	0.53	1.9	0.68
METHYL TERT-BUTYL ETHER	1.80E+05	470	--	--	--	--	--
METHYLENE CHLORIDE	8.70E+04	260	0.92	1.7 B	1.9	3.3	11
NAPHTHALENE	5.00E+01	3.6	0.57 J	4	0.47 J	1.9	0.46 J
TETRACHLOROETHENE	6.78E+05	21	0.17 J	0.58	0.16 J	0.45 J	0.23 J
TOLUENE	7.54E+05	22000	1.4	29	2.2	26	2.8
TOTAL XYLENES	4.34E+05	440	1.57	11.1	3	9.4	3.8
TRICHLOROETHENE	5.37E+05	25^{M}	--	0.34	0.11 J	0.27 J	0.2 J

SUMMARY OF POSITIVE DETECTS FOR AIR SAMPLES
HISTORICAL IAQ DATA, BUILDING C BASEMENT NORTH
LOCKHEED MARTIN MIDDLE RIVER COMPLEX
MIDDLE RIVER, MARYLAND

SAMPLE ID: LOCATION: SAMPLE DATE: ROUND:	OSHA PEL ug/m3	Industrial Air Screening Level ug/m3	TOO-16-1 TOO-16 3/28/2008 4	TOO-16-2 TOO-16 8/12/2008 5	TOO-21-1 TOO-21 8/12/2008 5	TOO-9-1 TOO-9 4/27/2007 2	TOO-9-2 TOO-9 10/29/2007 3
VOLATILES (ug/m3)							
1,1-DICHLOROETHANE	4.00E+05	77	--	--	--	--	--
1,1-DICHLOROETHENE	----	880	NA	NA	NA	NA	NA
1,2-DICHLOROETHANE	4.00E+05	4.7	NA	NA	NA	NA	NA
BENZENE	3.19E+02	16	2.3	0.67	0.56	--	0.99
CARBON TETRACHLORIDE	6.29E+04	8.2	0.8	--	0.55	--	0.51
CHLOROFORM	2.40E+05	5.3	0.47	--	--	--	--
CIS-1,2-DICHLOROETHENE	7.90E+05	----	--	--	--	--	--
DICHLORODIFLUOROMETHANE	4.95E+06	880	3.7	2.8	2.5	--	2.1
ETHYLBENZENE	4.35E+05	49	1.3	6.2	2.9	--	0.77
METHYL TERT-BUTYL ETHER	1.80E+05	470	--	--	--	--	--
METHYLENE CHLORIDE	8.70E+04	260	NA	NA	NA	NA	NA
NAPHTHALENE	5.00E+01	3.6	NA	NA	NA	NA	NA
TETRACHLOROETHENE	6.78E+05	21	--	--	--	--	--
TOLUENE	7.54E+05	22000	16	16	15	0.9 J	5.9
TOTAL XYLENES	4.34E+05	440	5.2	30.4	13.7	0.9 J	3.7
TRICHLOROETHENE	5.37E+05	25^{M}	--	0.8	--	--	0.75

SUMMARY OF POSITIVE DETECTS FOR AIR SAMPLES
HISTORICAL IAQ DATA, BUILDING C BASEMENT NORTH
LOCKHEED MARTIN MIDDLE RIVER COMPLEX
MIDDLE RIVER, MARYLAND

SAMPLE ID: LOCATION: SAMPLE DATE: ROUND:	OSHA PEL ug/m3	Industrial Air Screening Level ug/m3	TOO-9-2-D(1) TOO-9 10/29/2007 3	TOO9-2RS1 TOO-9 11/20/2007 3	TOO9-2RS1-D(1) TOO-9 11/20/2007 3	TOO-9-3 TOO-9 3/28/2008 4	TOO-9-4 TOO-9 8/12/2008 5
VOLATILES (ug/m3)							
1,1-DICHLOROETHANE	4.00E+05	77	0.67	--	--	--	--
1,1-DICHLOROETHENE	----	880	NA	NA	NA	NA	NA
1,2-DICHLOROETHANE	4.00E+05	4.7	NA	NA	NA	NA	NA
BENZENE	3.19E+02	16	0.75	1.2	1.2	2.2	0.31
CARBON TETRACHLORIDE	6.29E+04	8.2	0.51	0.66	0.66	0.87	--
CHLOROFORM	2.40E+05	5.3	--	--	--	0.56	--
CIS-1,2-DICHLOROETHENE	7.90E+05	----	2.1	--	--	--	--
DICHLORODIFLUOROMETHANE	4.95E+06	880	2.6	3	3	3.7	2.5
ETHYLBENZENE	4.35E+05	49	0.74	--	0.88	1.7	--
METHYL TERT-BUTYL ETHER	1.80E+05	470	--	--	--	--	--
METHYLENE CHLORIDE	8.70E+04	260	NA	NA	NA	NA	NA
NAPHTHALENE	5.00E+01	3.6	NA	NA	NA	NA	NA
TETRACHLOROETHENE	6.78E+05	21	--	0.73	--	2.2	--
TOLUENE	7.54E+05	22000	6.6	2.6	4.5	19	1.7
TOTAL XYLENES	4.34E+05	440	3.6	0.54	4.6	8.1	0.4
TRICHLOROETHENE	5.37E+05	25[M]	36	0.22	0.76	0.36	--

(1) Duplicate.

Shaded cells indicate concentration greater than risk-based screening level

Industrial Air Screening Levels from USEPA Regional Screening Levels for Chemical Contaminants at Superfund Sites Apr-09

OSHA PEL = Occupational Safety and Health Administration Pemissible Exposure Limit

M = MDE screening level for trichloroethene

J - Positive value is considered estimated as a result of technical noncompliance.

-- = Not detected

NA - Not Analyzed.

ug/m3 = micrograms per cubic meter

SUMMARY OF POSITIVE DETECTS FOR AIR SAMPLES
HISTORICAL IAQ DATA, BUILDING C BASEMENT SOUTH
LOCKHEED MARTIN MIDDLE RIVER COMPLEX
MIDDLE RIVER, MARYLAND

SAMPLE ID: LOCATION: SAMPLE DATE: ROUND:	OSHA PEL ug/m3	Industrial Air Screening Level ug/m^3	C-8-1 C-8 12/11/2006 1	C-8-1-D[1] C-8 12/11/2006 1	C-8-2 C-8 4/26/2007 2	C-8-2-D[1] C-8 4/26/2007 2	C-8-3 C-8 10/29/2007 3
VOLATILES (ug/m3)							
1,1-DICHLOROETHANE	4.00E+05	77	--	--	--	--	--
1,1-DICHLOROETHENE	----	880	NA	NA	NA	NA	NA
1,2,4-TRICHLOROBENZENE			--	--	--	--	--
1,2-DICHLOROETHANE	4.00E+05	4.7	NA	NA	NA	NA	NA
BENZENE	3.19E+02	16	2.2	2.3	--	--	0.61
CARBON TETRACHLORIDE	6.29E+04	8.2	--	0.5 J	--	--	--
CHLOROFORM	2.40E+05	5.3	--	--	--	--	--
CIS-1,2-DICHLOROETHENE	7.90E+05	----	--	0.4 J	--	--	--
DICHLORODIFLUOROMETHANE	4.95E+06	880	1.7 J	1.7 J	--	--	2.2
ETHYLBENZENE	4.35E+05	49	1.1 J	1.3 J	0.4 J	0.3 J	0.6
METHYL TERT-BUTYL ETHER	180000	470	0.6 J	0.6 J	--	--	--
METHYLENE CHLORIDE	8.70E+04	260	NA	NA	NA	NA	NA
NAPHTHALENE	5.00E+01	3.6	NA	NA	NA	NA	NA
TETRACHLOROETHENE	6.78E+05	21	1 J	1.3 J	--	--	--
TOLUENE	7.54E+05	22000	7.3 L	8.7	62.7 J	40.6 J	19
TOTAL XYLENES	4.34E+05	440	4.5 L	4.8 J	2.1 J	1.1 J	3.04
TRANS-1,2-DICHLOROETHENE			--	--	--	--	--
TRICHLOROETHENE	5.37E+05	25[M]	0.4 J	0.9 B	0.7 J	--	--
VINYL CHLORIDE			--	--	--	--	--

SUMMARY OF POSITIVE DETECTS FOR AIR SAMPLES
HISTORICAL IAQ DATA, BUILDING C BASEMENT SOUTH
LOCKHEED MARTIN MIDDLE RIVER COMPLEX
MIDDLE RIVER, MARYLAND

SAMPLE ID:	OSHA PEL	Industrial Air	C-8-4	C-8-5	C-9-1	C-9-2	C-9-3
LOCATION:	ug/m3	Screening	C-8	C-8	C-9	C-9	C-9
SAMPLE DATE:		Level	3/28/2008	8/12/2008	12/11/2006	4/26/2007	10/29/2007
ROUND:		ug/m^3	4	5	1	2	3
VOLATILES (ug/m3)							
1,1-DICHLOROETHANE	4.00E+05	77	--	--	--	--	--
1,1-DICHLOROETHENE	----	880	NA	NA	NA	NA	NA
1,2,4-TRICHLOROBENZENE			--	--	--	--	--
1,2-DICHLOROETHANE	4.00E+05	4.7	NA	NA	NA	NA	NA
BENZENE	3.19E+02	16	1.9	0.57	1.8	--	0.53
CARBON TETRACHLORIDE	6.29E+04	8.2	0.85	0.6	0.5 J	--	0.6
CHLOROFORM	2.40E+05	5.3	0.55	--	--	--	--
CIS-1,2-DICHLOROETHENE	7.90E+05	----	--	--	0.5 J	--	--
DICHLORODIFLUOROMETHANE	4.95E+06	880	3.9	2.8	1.4 J	--	2.6
ETHYLBENZENE	4.35E+05	49	0.72	2	1 J	0.3 J	0.65
METHYL TERT-BUTYL ETHER	180000	470	--	--	0.4 J	--	--
METHYLENE CHLORIDE	8.70E+04	260	NA	NA	NA	NA	NA
NAPHTHALENE	5.00E+01	3.6	NA	NA	NA	NA	NA
TETRACHLOROETHENE	6.78E+05	21	1	--	1 J	--	--
TOLUENE	7.54E+05	22000	19	24	7.4	5.1	11
TOTAL XYLENES	4.34E+05	440	2.39	8.7	3.8 J	--	2.67
TRANS-1,2-DICHLOROETHENE			--	--	--	--	--
TRICHLOROETHENE	5.37E+05	25^M	0.22	--	1 B	--	--
VINYL CHLORIDE			--	--	--	--	--

SUMMARY OF POSITIVE DETECTS FOR AIR SAMPLES
HISTORICAL IAQ DATA, BUILDING C BASEMENT SOUTH
LOCKHEED MARTIN MIDDLE RIVER COMPLEX
MIDDLE RIVER, MARYLAND

SAMPLE ID: LOCATION: SAMPLE DATE: ROUND:	OSHA PEL ug/m3	Industrial Air Screening Level ug/m^3	IAQ-C1-6 IAQ-C1 7/7/2009 6	IAQ-C16-7 IAQ-C16 10/27/2009 7	IAQ-C1-7 IAQ-C1 10/27/2009 7	IAQ-C2-6 IAQ-C2 7/7/2009 6	IAQ-C2-7 IAQ-C2 10/27/2009 7
VOLATILES (ug/m3)							
1,1-DICHLOROETHANE	4.00E+05	77	0.048 J	--	--	--	--
1,1-DICHLOROETHENE	----	880	--	--	--	--	--
1,2,4-TRICHLOROBENZENE			--	--	--	--	--
1,2-DICHLOROETHANE	4.00E+05	4.7	0.11 J	--	--	0.091 J	--
BENZENE	3.19E+02	16	0.95	0.45	0.44	0.49	0.42
CARBON TETRACHLORIDE	6.29E+04	8.2	0.73	0.58 J	0.53 J	0.74	0.54 J
CHLOROFORM	2.40E+05	5.3	1.8	0.31 J	0.13 J	0.88	0.12 J
CIS-1,2-DICHLOROETHENE	7.90E+05	----	9.5	--	--	--	--
DICHLORODIFLUOROMETHANE	4.95E+06	880	2.9	2.4	2.5	3.1	2.4
ETHYLBENZENE	4.35E+05	49	2	0.38	0.5	0.15 J	0.5
METHYL TERT-BUTYL ETHER	180000	470	0.25 J	--	--	--	--
METHYLENE CHLORIDE	8.70E+04	260	3	0.96	2.8	1.4 B	0.92
NAPHTHALENE	5.00E+01	3.6	1.6 J	0.37 J	0.59 J	--	--
TETRACHLOROETHENE	6.78E+05	21	0.72	0.19 J	1.2	--	0.44 J
TOLUENE	7.54E+05	22000	16	3	3.4	2.4	3.5
TOTAL XYLENES	4.34E+05	440	7.6	1.79	2.3	0.25	2.29
TRANS-1,2-DICHLOROETHENE			2	--	--	--	--
TRICHLOROETHENE	5.37E+05	25^M	12	--	0.88	0.15 J	0.22
VINYL CHLORIDE			--	--	--	--	--

SUMMARY OF POSITIVE DETECTS FOR AIR SAMPLES
HISTORICAL IAQ DATA, BUILDING C BASEMENT SOUTH
LOCKHEED MARTIN MIDDLE RIVER COMPLEX
MIDDLE RIVER, MARYLAND

SAMPLE ID: LOCATION: SAMPLE DATE: ROUND:	OSHA PEL ug/m3	Industrial Air Screening Level ug/m^3	IAQ-C3-6 IAQ-C3 7/7/2009 6	IAQ-C3-7 IAQ-C3 10/27/2009 7	IAQ-C4-6 IAQ-C4 7/7/2009 6	IAQ-C4-7 IAQ-C4 10/27/2009 7	IAQ-C5-6 IAQ-C5 7/7/2009 6
VOLATILES (ug/m3)							
1,1-DICHLOROETHANE	4.00E+05	77	0.17 J	--	0.042 J	--	--
1,1-DICHLOROETHENE	----	880	0.1 J	--	--	--	--
1,2,4-TRICHLOROBENZENE			1.7 J	--	--	--	--
1,2-DICHLOROETHANE	4.00E+05	4.7	0.26 J	0.088 J	0.084 J	0.082 J	0.089 J
BENZENE	3.19E+02	16	0.98	0.56	0.82	0.6	1.3
CARBON TETRACHLORIDE	6.29E+04	8.2	0.84	0.49 J	0.62	0.61	0.6
CHLOROFORM	2.40E+05	5.3	1.1	0.12 J	0.84	0.15 J	0.69
CIS-1,2-DICHLOROETHENE	7.90E+05	----	0.16 J	--	--	--	--
DICHLORODIFLUOROMETHANE	4.95E+06	880	2.7	2.4	2.5	3.1	2.5
ETHYLBENZENE	4.35E+05	49	2.6	1.1	1.6	0.72	3.8
METHYL TERT-BUTYL ETHER	180000	470	0.34 J	--	--	--	--
METHYLENE CHLORIDE	8.70E+04	260	3	0.81	1.3 B	2.5	1.5 B
NAPHTHALENE	5.00E+01	3.6	4.1 J	0.64 J	1.4 J	0.21 J	0.51 J
TETRACHLOROETHENE	6.78E+05	21	0.75	0.26 J	0.53 J	0.32 J	1.7
TOLUENE	7.54E+05	22000	29	3.7	23	4.2	16
TOTAL XYLENES	4.34E+05	440	13.1	4.9	8.5	3.46	28.2
TRANS-1,2-DICHLOROETHENE			0.15 J	--	--	--	--
TRICHLOROETHENE	5.37E+05	25^M	0.4	0.25	0.22	--	0.22
VINYL CHLORIDE			0.082 J	--	--	--	--

SUMMARY OF POSITIVE DETECTS FOR AIR SAMPLES
HISTORICAL IAQ DATA, BUILDING C BASEMENT SOUTH
LOCKHEED MARTIN MIDDLE RIVER COMPLEX
MIDDLE RIVER, MARYLAND

SAMPLE ID: LOCATION: SAMPLE DATE: ROUND:	OSHA PEL ug/m3	Industrial Air Screening Level ug/m^3	IAQ-C6-6 IAQ-C6 7/7/2009 6	IAQ-C6-7 IAQ-C6 10/27/2009 7	TOO-14-1 TOO-14 3/28/2008 4	TOO-14-2 TOO-14 8/12/2008 5	TOO-2-1 TOO-2 4/26/2007 2
VOLATILES (ug/m3)							
1,1-DICHLOROETHANE	4.00E+05	77	--	--	--	--	--
1,1-DICHLOROETHENE	----	880	--	--	NA	NA	NA
1,2,4-TRICHLOROBENZENE			--	--	--	--	--
1,2-DICHLOROETHANE	4.00E+05	4.7	0.26 J	--	NA	NA	NA
BENZENE	3.19E+02	16	0.52	0.57	2.1	0.58	--
CARBON TETRACHLORIDE	6.29E+04	8.2	0.55	0.6	--	0.53	--
CHLOROFORM	2.40E+05	5.3	0.69	0.27 J	--	--	--
CIS-1,2-DICHLOROETHENE	7.90E+05	----	--	--	--	--	--
DICHLORODIFLUOROMETHANE	4.95E+06	880	2.3	2.9	3.4	2.6	--
ETHYLBENZENE	4.35E+05	49	1.8	0.78	1.7	4.6	--
METHYL TERT-BUTYL ETHER	180000	470	--	--	--	--	--
METHYLENE CHLORIDE	8.70E+04	260	1.2 B	0.73	NA	NA	NA
NAPHTHALENE	5.00E+01	3.6	1.3	0.54 J	NA	NA	NA
TETRACHLOROETHENE	6.78E+05	21	0.35 J	0.75	1.4	--	--
TOLUENE	7.54E+05	22000	26	3.6	25	10	7.9
TOTAL XYLENES	4.34E+05	440	9.4	4.2	9.1	21.1	--
TRANS-1,2-DICHLOROETHENE			--	--	--	--	--
TRICHLOROETHENE	5.37E+05	25^M	0.2 J	0.089 J	--	--	--
VINYL CHLORIDE			--	--	--	--	--

SUMMARY OF POSITIVE DETECTS FOR AIR SAMPLES
HISTORICAL IAQ DATA, BUILDING C BASEMENT SOUTH
LOCKHEED MARTIN MIDDLE RIVER COMPLEX
MIDDLE RIVER, MARYLAND

SAMPLE ID: LOCATION: SAMPLE DATE: ROUND:	OSHA PEL ug/m3	Industrial Air Screening Level ug/m^3	TOO-2-2 TOO-2 10/29/2007 3	TOO-2-3 TOO-2 3/28/2008 4	TOO-23-1 TOO-23 8/12/2008 5	TOO-23-1-D(1) TOO-23 8/12/2008 5	TOO-2-4 TOO-2 8/12/2008 5
VOLATILES (ug/m3)							
1,1-DICHLOROETHANE	4.00E+05	77	--	--	--	--	--
1,1-DICHLOROETHENE	----	880	NA	NA	NA	NA	NA
1,2,4-TRICHLOROBENZENE			--	--	--	--	--
1,2-DICHLOROETHANE	4.00E+05	4.7	NA	NA	NA	NA	NA
BENZENE	3.19E+02	16	0.46	1.7	0.52	0.32	1
CARBON TETRACHLORIDE	6.29E+04	8.2	--	0.93	0.59	0.53	0.77
CHLOROFORM	2.40E+05	5.3	--	0.99	--	--	--
CIS-1,2-DICHLOROETHENE	7.90E+05	----	0.78	--	--	--	--
DICHLORODIFLUOROMETHANE	4.95E+06	880	2.1	3.3	2.7	2.5	3.6
ETHYLBENZENE	4.35E+05	49	0.69	2.4	0.8	1.1	8.9
METHYL TERT-BUTYL ETHER	180000	470	--	--	--	--	--
METHYLENE CHLORIDE	8.70E+04	260	NA	NA	NA	NA	NA
NAPHTHALENE	5.00E+01	3.6	NA	NA	NA	NA	NA
TETRACHLOROETHENE	6.78E+05	21	--	1.4	--	--	--
TOLUENE	7.54E+05	22000	12	38	32	31	23
TOTAL XYLENES	4.34E+05	440	2.99	15.3	4.17	5.5	40.5
TRANS-1,2-DICHLOROETHENE			--	--	--	--	--
TRICHLOROETHENE	5.37E+05	25[M]	0.42	0.23	--	--	--
VINYL CHLORIDE			--	--	--	--	--

SUMMARY OF POSITIVE DETECTS FOR AIR SAMPLES
HISTORICAL IAQ DATA, BUILDING C BASEMENT SOUTH
LOCKHEED MARTIN MIDDLE RIVER COMPLEX
MIDDLE RIVER, MARYLAND

SAMPLE ID: LOCATION: SAMPLE DATE: ROUND:	OSHA PEL ug/m3	Industrial Air Screening Level ug/m^3
VOLATILES (ug/m3)		
1,1-DICHLOROETHANE	4.00E+05	77
1,1-DICHLOROETHENE	----	880
1,2,4-TRICHLOROBENZENE		
1,2-DICHLOROETHANE	4.00E+05	4.7
BENZENE	3.19E+02	16
CARBON TETRACHLORIDE	6.29E+04	8.2
CHLOROFORM	2.40E+05	5.3
CIS-1,2-DICHLOROETHENE	7.90E+05	----
DICHLORODIFLUOROMETHANE	4.95E+06	880
ETHYLBENZENE	4.35E+05	49
METHYL TERT-BUTYL ETHER	180000	470
METHYLENE CHLORIDE	8.70E+04	260
NAPHTHALENE	5.00E+01	3.6
TETRACHLOROETHENE	6.78E+05	21
TOLUENE	7.54E+05	22000
TOTAL XYLENES	4.34E+05	440
TRANS-1,2-DICHLOROETHENE		
TRICHLOROETHENE	5.37E+05	25^{M}
VINYL CHLORIDE		

(1) Duplicates.
Shaded cells indicate concentration greater than risk-based screening level
Industrial Air Screening Levels from USEPA Regional Screening Levels for Chemical Contaminants at Superfund Sites Apr-09
OSHA PEL = Occupational Safety and Health Administration Pemissible Exposure Limit
M = MDE screening level for trichloroethene
J - Positive value is considered estimated as a result of technical noncompliance.
-- = Not detected
NA - Not Analyzed.
ug/m3 = micrograms per cubic meter

SUMMARY OF POSITIVE DETECTS FOR AIR SAMPLES
HISTORICAL IAQ DATA, BUILDING C CENTRAL
LOCKHEED MARTIN MIDDLE RIVER COMPLEX
MIDDLE RIVER, MARYLAND

SAMPLE ID: LOCATION: SAMPLE DATE: ROUND:	OSHA PEL ug/m3	Industrial Air Screening Level ug/m3	C-4-1 C-4 12/11/2006 1	C-4-1-D(1) C-4 12/11/2006 1	C-4-2 C-4 4/27/2007 2	C-4-3 C-4 10/29/2007 3
VOLATILES (ug/m3)						
1,2,4-TRICHLOROBENZENE	4.00E+04	18	--	1.6 J	--	--
BENZENE	3.19E+02	16	2.4 J	2.5	--	0.41
CARBON TETRACHLORIDE	6.29E+04	8.2	0.4 J	--	--	--
DICHLORODIFLUOROMETHANE	4.95E+06	880	1.2 J	2.3 J	--	1.9
ETHYLBENZENE	4.35E+05	49	1.4 J	1.4 J	--	0.66
METHYL TERT-BUTYL ETHER	1.80E+05	470	0.4 J	--	--	--
TETRACHLOROETHENE	6.78E+05	21	1.3 J	--	--	--
TOLUENE	7.54E+05	22000	10.3 J	9.8	1.3 J	13
TOTAL XYLENES	4.34E+05	440	5.2 J	5.6 J	--	2.91
TRICHLOROETHENE	5.37E+05	25[M]	6.6 J	--	--	--

(1) Duplicate.

Shaded cells indicate concentration greater than risk-based screening level

Industrial Air Screening Levels from USEPA Regional Screening Levels for Chemical Contaminants at Superfund Sites Apr-09

OSHA PEL = Occupational Safety and Health Administration Pemissible Exposure Limit

M = MDE screening level for trichloroethene

J - Positive value is considered estimated as a result of technical noncompliance.

-- = Not detected

ug/m3 = micrograms per cubic meter

SUMMARY OF POSITIVE DETECTS FOR AIR SAMPLES
HISTORICAL IAQ DATA, BUILDING C NORTH
LOCKHEED MARTIN MIDDLE RIVER COMPLEX
MIDDLE RIVER, MARYLAND

SAMPLE ID: location: SAMPLE DATE: ROUND:	OSHA PEL ug/m3	Industrial Air Screening Level ug/m3	C-2-1 C-2 12/11/2006 1	C-2-2 C-2 4/27/2007 2	C-2-3 C-2 10/29/2007 3	C-3-1 C-3 12/11/2006 1	C-3-2 C-3 4/27/2007 2	C-3-3 C-3 10/29/2007 3
VOLATILES (ug/m3)								
1,2,4-TRICHLOROBENZENE	4.00E+04	18	1.5 J	--	--	--	--	--
BENZENE	3.19E+02	16	2.4	--	0.39	2.5 J	--	0.44
CARBON TETRACHLORIDE	6.29E+04	8.2	0.5 J	--	0.51	0.5 J	--	0.51
CHLOROFORM	2.40E+05	5.3	0.5 J	--	--	0.4 J	--	--
DICHLORODIFLUOROMETHANE	4.95E+06	880	1.6 J	--	2.3	1.1 J	--	2.3
ETHYLBENZENE	4.35E+05	49	1.4 J	0.3 J	--	1.7 J	0.3 J	--
METHYL TERT-BUTYL ETHER	1.80E+05	470	0.5 J	--	--	0.5 J	--	--
TETRACHLOROETHENE	6.78E+05	21	1.2 J	--	--	1.4 J	--	--
TOLUENE	7.54E+05	22000	11.1	2.6	2.4	15 J	2.6	6
TOTAL XYLENES	4.34E+05	440	5.3 J	--	NA	6.3 J	0.9 J	1.44
TRICHLOROETHENE	5.37E+05	25[M]	0.9 J	--	--	0.8 J	--	--

Shaded cells indicate concentration greater than risk-based screening level

Industrial Air Screening Levels from USEPA Regional Screening Levels for Chemical Contaminants at Superfund Sites Apr-09

OSHA PEL = Occupational Safety and Health Administration Pemissible Exposure Limit

M = MDE screening level for trichloroethene

J - Positive value is considered estimated as a result of technical noncompliance.

-- = Not detected

ug/m3 = micrograms per cubic meter

SUMMARY OF POSITIVE DETECTS FOR AIR SAMPLES
HISTORICAL IAQ DATA, BUILDING C SOUTH
LOCKHEED MARTIN MIDDLE RIVER COMPLEX
MIDDLE RIVER, MARYLAND

SAMPLE ID:	OSHA PEL	Industrial Air	C-5-1	C-5-2	C-5-3	C-5-4	C-5-4-D
LOCATION:	ug/m3	Screening	C-5	C-5	C-5	C-5	C-5
SAMPLE DATE:		Level	12/11/2006	4/27/2007	10/29/2007	3/28/2008	3/28/2008
ROUND:		ug/m3	1	2	3	4	4
VOLATILES (ug/m3)							
1,2,4-TRICHLOROBENZENE	4.00E+04	18	1.2 J	--	--	--	--
BENZENE	3.19E+02	16	2.4 J	--	0.52	2.3	2.1
CARBON TETRACHLORIDE	6.29E+04	8.2	0.4 J	--	--	0.97	--
CHLOROFORM	2.40E+05	5.3	--	--	--	0.57	--
DICHLORODIFLUOROMETHANE	4.95E+06	880	1.2 J	--	2.2	4.1	3.8
ETHYLBENZENE	4.35E+05	49	1.5 J	0.9 J	0.38	1.6	1.5
METHYL TERT-BUTYL ETHER	1.80E+05	470	0.4 J	--	--	--	--
TETRACHLOROETHENE	6.78E+05	21	1.2 J	--	--	1.5	1.5
TOLUENE	7.54E+05	22000	10.9 J	3.1	13	27	23
TOTAL XYLENES	4.34E+05	440	5.3 J	3.2 J	0.89	7.8	7.1
TRICHLOROETHENE	5.37E+05	25[M]	1.3 J	7.2	--	--	--

SUMMARY OF POSITIVE DETECTS FOR AIR SAMPLES
HISTORICAL IAQ DATA, BUILDING C SOUTH
LOCKHEED MARTIN MIDDLE RIVER COMPLEX
MIDDLE RIVER, MARYLAND

SAMPLE ID: LOCATION: SAMPLE DATE: ROUND:	OSHA PEL ug/m3	Industrial Air Screening Level ug/m3	C-5-5 C-5 8/12/2008 5	C-5-5-D[1] C-5 8/12/2008 5	C-6-1 C-6 12/11/2006 1	C-6-2 C-6 4/27/2007 2	C-6-3 C-6 10/29/2007 3
VOLATILES (ug/m3)							
1,2,4-TRICHLOROBENZENE	4.00E+04	18	--	--	--	--	--
BENZENE	3.19E+02	16	0.39	0.3	2.4 J	--	0.38
CARBON TETRACHLORIDE	6.29E+04	8.2	0.53	0.55	0.5 J	--	--
CHLOROFORM	2.40E+05	5.3	--	--	--	--	--
DICHLORODIFLUOROMETHANE	4.95E+06	880	2.6	2.5	1.3 J	--	2.2
ETHYLBENZENE	4.35E+05	49	0.7	0.74	1.3 J	--	0.52
METHYL TERT-BUTYL ETHER	1.80E+05	470	--	--	0.4 J	--	--
TETRACHLOROETHENE	6.78E+05	21	--	--	1.4 J	--	--
TOLUENE	7.54E+05	22000	19	22	9.3 J	2.1	7.6
TOTAL XYLENES	4.34E+05	440	3.15	3.93	4.7 J	--	2.2
TRICHLOROETHENE	5.37E+05	25[M]	--	--	1.1 J	--	--

SUMMARY OF POSITIVE DETECTS FOR AIR SAMPLES
HISTORICAL IAQ DATA, BUILDING C SOUTH
LOCKHEED MARTIN MIDDLE RIVER COMPLEX
MIDDLE RIVER, MARYLAND

SAMPLE ID: LOCATION: SAMPLE DATE: ROUND:	OSHA PEL ug/m3	Industrial Air Screening Level ug/m3	C-6-4 C-6 8/12/2008 5	C-7-1 C-7 12/11/2006 1	C-7-2 C-7 4/27/2007 2	C-7-3 C-7 10/29/2007 3
VOLATILES (ug/m3)						
1,2,4-TRICHLOROBENZENE	4.00E+04	18	--	--	--	--
BENZENE	3.19E+02	16	0.32	2	--	0.41
CARBON TETRACHLORIDE	6.29E+04	8.2	0.64	--	--	--
CHLOROFORM	2.40E+05	5.3	--	0.4 J	--	--
DICHLORODIFLUOROMETHANE	4.95E+06	880	2.8	1.8 J	--	2.2
ETHYLBENZENE	4.35E+05	49	1.3	1.9 J	--	0.58
METHYL TERT-BUTYL ETHER	1.80E+05	470	--	0.6 J	--	--
TETRACHLOROETHENE	6.78E+05	21	--	1 J	--	--
TOLUENE	7.54E+05	22000	30	21.9 L	--	17
TOTAL XYLENES	4.34E+05	440	6.4	7.5 L	--	0.84
TRICHLOROETHENE	5.37E+05	25[M]	--	0.5 J	--	--

(1) Duplicate.

Shaded cells indicate concentration greater than risk-based screening level

Industrial Air Screening Levels from USEPA Regional Screening Levels for Chemical Contaminants at Superfund Sites Apr-09

OSHA PEL = Occupational Safety and Health Administration Pemissible Exposure Limit

M = MDE screening level for trichloroethene

J - Positive value is considered estimated as a result of technical noncompliance.

-- = Not detected

ug/m3 = micrograms per cubic meter

HISTORICAL SV TABLES

SUMMARY OF POSITIVE DETECTS FOR AIR SAMPLES
HISTORICAL SV DATA, BUILDING A CENTRAL
LOCKHEED MARTIN MIDDLE RIVER COMPLEX
MIDDLE RIVER, MARYLAND

SAMPLE ID:	Target Shallow	SV-A-4-6	SV-A-4-7	SV-A-5-6	SV-A-5-7	SV-A-6-6	SV-A-6-7
LOCATION:	Soil Gas	SV-A-4	SV-A-4	SV-A-5	SV-A-5	SV-A-6	SV-A-6
SAMPLE DATE:	Concentration[1]	7/8/2009	10/28/2009	7/8/2009	10/28/2009	7/8/2009	10/28/2009
ROUND:		6	7	6	7	6	7
VOLATILES (ug/m3)							
1,1-DICHLOROETHANE	770	--	0.19 J	--	--	3.4 J	1.7 J
1,1-DICHLOROETHENE	8800	3.3	0.51	--	--	--	--
BENZENE	160	--	0.42 J	0.72	0.69 J	2.7 B	--
CARBON TETRACHLORIDE	82	--	0.55	0.5	0.54 J	--	--
CHLOROFORM	53	8.3	10	1.1	0.43 J	13	6.2 J
CIS-1,2-DICHLOROETHENE	----	--	0.19 J	--	--	1400	1000
DICHLORODIFLUOROMETHANE	8800	2.9 J	2.5	2.3	2.6	4.5 J	3 J
ETHYLBENZENE	490	1.8 J	1.9	9.1	4.9	16	5.1 J
METHYL TERT-BUTYL ETHER	4700	--	--	0.26 J	--	--	--
METHYLENE CHLORIDE	2600	8 B	5.9	0.54 B	1.8 B	3 B	7.4 B
NAPHTHALENE	36	450	0.67 B	62	0.46 B	4.2 J	4.4 B
TETRACHLOROETHENE	210	--	0.3 J	0.51 J	0.46 J	16	11
TOLUENE	220000	16	120	52	210	21	25
TOTAL XYLENES	4400	5.7	8.3	26.3	17.6	122	24
TRANS-1,2-DICHLOROETHENE	2600	--	--	--	--	340	180
TRICHLOROETHENE	250	19	4.2	4.7	3.1	2600	1900

(1) Screening values derived in accordance with Draft Guidance for Evaluating the Vapor Intrusion to Indoor Air Pathway from Groundwater and Soils November 2002. Sceening values =EPA Industrial Air Screening Values ÷ 0.1 attenuation factor and correspond to a target cancer risk level of 1.0E-05.

NA - Not analyzed.

J - Positive value is considered estimated as a result of technical noncompliance

-- Not detected

ug/m3 - micrograms per cubic meter

Gray shaded values exceed criteria.

SUMMARY OF POSITIVE DETECTS FOR AIR SAMPLES
HISTORICAL SV DATA, BUILDING A NORTH
LOCKHEED MARTIN MIDDLE RIVER COMPLEX
MIDDLE RIVER, MARYLAND

SAMPLE ID:	Target Shallow	SV-A-1-6	SV-A-1-7	SV-A-2-6	SV-A-2-7	SV-A-3-6	SV-A-3-7
LOCATION:	Soil Gas	SV-A-1	SV-A-1	SV-A-2	SV-A-2	SV-A-3	SV-A-3
SAMPLE DATE:	Concentration(1)	7/8/2009	10/28/2009	7/8/2009	10/28/2009	7/8/2009	10/28/2009
ROUND:		6	7	6	7	6	7
VOLATILES (ug/m3)							
1,1-DICHLOROETHANE	770	--	--	--	0.32	--	--
1,1-DICHLOROETHENE	8800	--	--	--	0.39	--	--
1,2-DICHLOROETHANE	47	--	--	--	0.33	--	--
BENZENE	160	1.2 J	0.64	0.76	0.75 J	2.1 B	0.65 J
CARBON TETRACHLORIDE	82	0.8 J	0.61	0.39 J	5	0.54 J	0.54
CHLOROFORM	53	1.2 J	0.39 J	1.2	3.4	4.7	0.18 J
DICHLORODIFLUOROMETHANE	8800	2.7	2.7	1.7	2.5	2.3 J	2.4
ETHYLBENZENE	490	17	0.16 J	3.2	0.98	37	1.4
METHYLENE CHLORIDE	2600	1.9 B	0.7 B	0.41 B	4.2	0.75 B	0.89 B
NAPHTHALENE	36	260	--	4.7	4.8 J	35	1.5 J
TETRACHLOROETHENE	210	1.8 J	0.83	0.12 J	7.8	0.47 J	0.11 J
TOLUENE	220000	20	1.8	6.5	33	88	76
TOTAL XYLENES	4400	32		10.9	5.9	119	6.1
TRICHLOROETHENE	250	18	17	0.26	0.46	1.4	0.26
VINYL CHLORIDE	280	--	--	--	0.63	--	--

(1) Screening values derived in accordance with Draft Guidance for Evaluating the Vapor Intrusion to Indoor Air Pathway from Groundwater and Soils November 2002. Sceening values =EPA Industrial Air Screening Values ÷ 0.1 attenuation factor and correspond to a target cancer risk level of 1.0E-05.

NA - Not analyzed.

J - Positive value is considered estimated as a result of technical noncompliance

-- Not detected

ug/m3 - micrograms per cubic meter

Gray shaded values exceed criteria.

SUMMARY OF POSITIVE DETECTS FOR AIR SAMPLES
HISTORICAL SV DATA, BUILDING A PLATING SHOP
LOCKHEED MARTIN MIDDLE RIVER COMPLEX
MIDDLE RIVER, MARYLAND

SAMPLE ID:	Target Shallow	SV-11-1	SV11-2	SV-11-3	SV-12-1	SV12-2	SV-12-3
LOCATION:	Soil Gas	SV-11	SV-11	SV-11	SV-12	SV-12	SV-12
SAMPLE DATE:	Concentration[1]	3/22/2006	7/2/2008	11/5/2008	3/22/2006	7/2/2008	11/5/2008
ROUND:		1	4	5	1	4	5
VOLATILES (ug/m3)							
1,1,1-TRICHLOROETHANE		NA	--	--	NA	764	3710
1,1-DICHLOROETHANE	770	NA	11333	4452	NA	2428	11333
1,1-DICHLOROETHENE	8800	8070	3925	1943	26900	1745	9912
1,2-DICHLOROETHANE	47	NA	--	--	NA	--	--
BENZENE	160	257 J	--	--	60.6 J	--	--
CARBON TETRACHLORIDE	82	--	--	--	7.9 J	--	--
CHLOROETHANE		NA	449	--	NA	--	--
CHLOROFORM	53	10.7 J	--	--	54.5 J	--	--
CIS-1,2-DICHLOROETHENE	----	163000 J	79297	31322	18800	1150	2855
DICHLORODIFLUOROMETHANE	8800	--	--	--	--	--	--
ETHYLBENZENE	490	75.9	--	--	44 J	--	--
METHYL TERT-BUTYL ETHER	4700	425 J	NA	NA	206 J	NA	NA
METHYLENE CHLORIDE	2600	NA	--	4864	NA	--	--
NAPHTHALENE	36	NA	NA	NA	NA	NA	NA
TETRACHLOROETHENE	210	387	--	--	181 J	--	--
TOLUENE	220000	309	490	--	119 J	--	--
TOTAL XYLENES	4400	227	NA	NA	340 J	NA	NA
TRANS-1,2-DICHLOROETHENE	2600	1980 J	NA	NA	240 J	NA	NA
TRICHLOROETHENE	250[M]	2150 J	2848	860	81400	3547	6987
VINYL CHLORIDE	280	727 J	--	--	42 J	--	--

SUMMARY OF POSITIVE DETECTS FOR AIR SAMPLES
HISTORICAL SV DATA, BUILDING A PLATING SHOP
LOCKHEED MARTIN MIDDLE RIVER COMPLEX
MIDDLE RIVER, MARYLAND

SAMPLE ID:	Target Shallow	SV-13-1	SV-13-2	SV-13-2-D[2]	SV-13-3	SV13-4	SV-13-5
LOCATION:	Soil Gas	SV-13	SV-13	SV-13	SV-13	SV-13	SV-13
SAMPLE DATE:	Concentration[1]	3/22/2006	12/11/2006	12/11/2006	11/3/2007	7/2/2008	11/5/2008
ROUND:		1	2	2	3	4	5
VOLATILES (ug/m3)							
1,1,1-TRICHLOROETHANE		NA	NA	NA	NA	546	--
1,1-DICHLOROETHANE	770	NA	9080	9360	3400	198	--
1,1-DICHLOROETHENE	8800	17900	NA	NA	NA	515	16
1,2-DICHLOROETHANE	47	NA	NA	NA	NA	--	--
BENZENE	160	61.2 J	81.6	88.3	--	--	--
CARBON TETRACHLORIDE	82	--	--	--	--	--	--
CHLOROETHANE		NA	NA	NA	NA	--	--
CHLOROFORM	53	59.1 J	84.7 J	95.6 J	--	--	--
CIS-1,2-DICHLOROETHENE	----	230000 J	242000	234000	15463	3806	48
DICHLORODIFLUOROMETHANE	8800	--	--	--	--	--	--
ETHYLBENZENE	490	26.8 B	--	--	--	--	--
METHYL TERT-BUTYL ETHER	4700	155 J	--	--	--	NA	NA
METHYLENE CHLORIDE	2600	NA	NA	NA	NA	--	20
NAPHTHALENE	36	NA	NA	NA	NA	NA	NA
TETRACHLOROETHENE	210	215	178	195	--	--	--
TOLUENE	220000	69.5	--	--	1093	--	170
TOTAL XYLENES	4400	82.9 J	--	--	NA	NA	15
TRANS-1,2-DICHLOROETHENE	2600	1190 J	3160	3470	--	NA	NA
TRICHLOROETHENE	250[M]	270000 J	369000	352000	806	4729	46
VINYL CHLORIDE	280	182 J	618	701	--	--	--

SUMMARY OF POSITIVE DETECTS FOR AIR SAMPLES
HISTORICAL SV DATA, BUILDING A PLATING SHOP
LOCKHEED MARTIN MIDDLE RIVER COMPLEX
MIDDLE RIVER, MARYLAND

SAMPLE ID:	Target Shallow	SV-14-1	SV-14-1-D[2]	SV-14-2	SV-14-3	SV-14-3-D[2]	SV-15-1
LOCATION:	Soil Gas	SV-14	SV-14	SV-14	SV-14	SV-14	SV-15
SAMPLE DATE:	Concentration[1]	3/22/2006	3/22/2006	12/11/2006	10/29/2007	10/29/2007	3/22/2006
ROUND:		1	1	2	3	3	1
VOLATILES (ug/m3)							
1,1,1-TRICHLOROETHANE		NA	NA	NA	NA	NA	NA
1,1-DICHLOROETHANE	770	NA	NA	3040	6071 J	7 J	NA
1,1-DICHLOROETHENE	8800	106000 J	75600 J	NA	NA	NA	27700 J
1,2-DICHLOROETHANE	47	NA	NA	NA	NA	NA	NA
BENZENE	160	36.3 J	36.1 J	8 J	--	--	50.6 J
CARBON TETRACHLORIDE	82	6.4 J	--	--	--	--	6.3 J
CHLOROETHANE		NA	NA	NA	NA	NA	NA
CHLOROFORM	53	78.7 J	78.8 J	107	--	--	63.4 J
CIS-1,2-DICHLOROETHENE	----	16400	13100	8720	24978 J	22 J	118000 J
DICHLORODIFLUOROMETHANE	8800	--	--	--	--	--	--
ETHYLBENZENE	490	345	339	--	--	--	794 J
METHYL TERT-BUTYL ETHER	4700	1590 J	1600 J	44.4	--	--	1050 J
METHYLENE CHLORIDE	2600	NA	NA	NA	NA	NA	NA
NAPHTHALENE	36	NA	NA	NA	NA	NA	NA
TETRACHLOROETHENE	210	812	817	71.2	--	--	346 J
TOLUENE	220000	866	885	--	--	--	431 J
TOTAL XYLENES	4400	1240	1250	--	NA	NA	5150 J
TRANS-1,2-DICHLOROETHENE	2600	241 J	248 J	238	--	--	1370 J
TRICHLOROETHENE	250[M]	185000 J	134000 J	185000 J	139730 J	97 J	154000 J
VINYL CHLORIDE	280	42.4 J	43.4 J	28.4	--	--	100 J

SUMMARY OF POSITIVE DETECTS FOR AIR SAMPLES
HISTORICAL SV DATA, BUILDING A PLATING SHOP
LOCKHEED MARTIN MIDDLE RIVER COMPLEX
MIDDLE RIVER, MARYLAND

SAMPLE ID:	Target Shallow	SV-15-2	SV-15-3	SV-15-3-D[2]	SV15-4	SV-15-5	SV-15-A-6
LOCATION:	Soil Gas	SV-15	SV-15	SV-15	SV-15	SV-15	SV-15-A
SAMPLE DATE:	Concentration[1]	12/11/2006	11/3/2007	10/29/2007	7/2/2008	11/5/2008	7/8/2009
ROUND:		2	3	3	4	5	6
VOLATILES (ug/m3)							
1,1,1-TRICHLOROETHANE		NA	NA	NA	9821	2510	NA
1,1-DICHLOROETHANE	770	2160	5666 J	7690 J	324	486	1.2
1,1-DICHLOROETHENE	8800	NA	NA	NA	3410	6344	3.2
1,2-DICHLOROETHANE	47	NA	NA	NA	--	--	0.082 J
BENZENE	160	21.7 J	--	--	--	--	0.35 B
CARBON TETRACHLORIDE	82	--	--	--	--	--	0.48 J
CHLOROETHANE		NA	NA	NA	--	--	NA
CHLOROFORM	53	67.7	--	--	--	--	0.46
CIS-1,2-DICHLOROETHENE	----	83800	134804 J	190312 J	7930	20221	83
DICHLORODIFLUOROMETHANE	8800	--	--	--	--	--	2.2
ETHYLBENZENE	490	--	--	--	--	--	1.2
METHYL TERT-BUTYL ETHER	4700	18.8 J	--	--	NA	NA	--
METHYLENE CHLORIDE	2600	NA	NA	NA	--	--	0.94
NAPHTHALENE	36	NA	NA	NA	NA	NA	0.65 J
TETRACHLOROETHENE	210	54.9 J	--	--	--	--	0.26 J
TOLUENE	220000	16 J	--	--	--	490	64
TOTAL XYLENES	4400	--	NA	NA	NA	308	4.5
TRANS-1,2-DICHLOROETHENE	2600	1430	2101 J	3212 J	NA	NA	1
TRICHLOROETHENE	250[M]	161000	155853 J	225718 J	16660	12361	16
VINYL CHLORIDE	280	210	--	--	--	--	0.078 J

SUMMARY OF POSITIVE DETECTS FOR AIR SAMPLES
HISTORICAL SV DATA, BUILDING A PLATING SHOP
LOCKHEED MARTIN MIDDLE RIVER COMPLEX
MIDDLE RIVER, MARYLAND

SAMPLE ID:	Target Shallow	SV-15-A-7	SV-16-1	SV16-2	SV-16-3	SV-17-1	SV-17-2
LOCATION:	Soil Gas	SV-15-A	SV-16	SV-16	SV-16	SV-17	SV-17
SAMPLE DATE:	Concentration[1]	10/28/2009	3/22/2006	7/2/2008	11/5/2008	3/22/2006	11/5/2008
ROUND:		7	1	4	5	1	5
VOLATILES (ug/m3)							
1,1,1-TRICHLOROETHANE		NA	NA	65	420	NA	21
1,1-DICHLOROETHANE	770	0.43 J	NA	182	1336	NA	49
1,1-DICHLOROETHENE	8800	3.4	42700 J	2141	17842	5.6	38
1,2-DICHLOROETHANE	47	--	NA	--	--	NA	--
BENZENE	160	--	46.1 J	--	--	0.9 J	--
CARBON TETRACHLORIDE	82	--	10.7 J	--	--	0.8 J	--
CHLOROETHANE		NA	NA	--	53	NA	--
CHLOROFORM	53	--	47.4 J	--	--	1.1 J	78
CIS-1,2-DICHLOROETHENE	----	36	5820	714	3053	43.8	8
DICHLORODIFLUOROMETHANE	8800	3.2 J	--	--	--	2.8	--
ETHYLBENZENE	490	4.6	19.2 B	--	--	0.5 B	--
METHYL TERT-BUTYL ETHER	4700	--	1490 J	NA	NA	0.7 J	NA
METHYLENE CHLORIDE	2600	4.7 B	NA	--	--	NA	--
NAPHTHALENE	36	--	NA	NA	NA	NA	NA
TETRACHLOROETHENE	210	--	514 J	--	--	0.7 J	--
TOLUENE	220000	210	30.8 B	--	--	2.3	--
TOTAL XYLENES	4400	13.9	68.1 J	NA	NA	1.7 J	NA
TRANS-1,2-DICHLOROETHENE	2600	--	297 J	NA	NA	0.7 J	NA
TRICHLOROETHENE	250[M]	8.1	6870	1290	3654	60.4	306
VINYL CHLORIDE	280	--	124 J	--	64	--	--

SUMMARY OF POSITIVE DETECTS FOR AIR SAMPLES
HISTORICAL SV DATA, BUILDING A PLATING SHOP
LOCKHEED MARTIN MIDDLE RIVER COMPLEX
MIDDLE RIVER, MARYLAND

SAMPLE ID:	Target Shallow	SV-17-A-6	SV-17-A-7	SV-18-1	SV-18-2	SV-18-3	SV-18-3-D[2]
LOCATION:	Soil Gas	SV-17-A	SV-17-A	SV-18	SV-18	SV-18	SV-18
SAMPLE DATE:	Concentration[1]	7/8/2009	10/28/2009	3/22/2006	12/11/2006	11/2/2007	10/29/2007
ROUND:		6	7	1	2	3	3
VOLATILES (ug/m3)							
1,1,1-TRICHLOROETHANE		NA	NA	NA	NA	NA	NA
1,1-DICHLOROETHANE	770	21	6.7	NA	1750	11 J	76901 J
1,1-DICHLOROETHENE	8800	17	6	9550 J	NA	NA	NA
1,2-DICHLOROETHANE	47	--	0.13 J	NA	NA	NA	NA
BENZENE	160	0.59 J	0.41	1.5 J	--	--	--
CARBON TETRACHLORIDE	82	0.57 J	0.53	1.8 J	17.3	--	--
CHLOROETHANE		NA	NA	NA	NA	NA	NA
CHLOROFORM	53	81	27	5.7	8.8 J	--	--
CIS-1,2-DICHLOROETHENE	----	6.2	2.4	2040 J	6270	30 J	249784 J
DICHLORODIFLUOROMETHANE	8800	2.6	2.8	--	--	--	--
ETHYLBENZENE	490	--	3.3	0.8 B	--	--	--
METHYL TERT-BUTYL ETHER	4700	--	0.51 J	14.4	5.3 J	--	--
METHYLENE CHLORIDE	2600	43	2.5	NA	NA	NA	NA
NAPHTHALENE	36	--	--	NA	NA	NA	NA
TETRACHLOROETHENE	210	1.2 J	0.81	9.9	91.2 J	--	--
TOLUENE	220000	14	58	1.6 B	2.1 J	--	--
TOTAL XYLENES	4400	2.36	11.3	2.5 J	--	NA	NA
TRANS-1,2-DICHLOROETHENE	2600	0.52 J	0.2 J	15.4	113	--	--
TRICHLOROETHENE	250[M]	170	67	20900 J	162000	328 J	3869448 J
VINYL CHLORIDE	280	--	0.1 J	7	91.2	--	--

SUMMARY OF POSITIVE DETECTS FOR AIR SAMPLES
HISTORICAL SV DATA, BUILDING A PLATING SHOP
LOCKHEED MARTIN MIDDLE RIVER COMPLEX
MIDDLE RIVER, MARYLAND

SAMPLE ID:	Target Shallow	SV-18-4	SV-18-A-6	SV-18-A-7
LOCATION:	Soil Gas	SV-18	SV-18-A	SV-18-A
SAMPLE DATE:	Concentration[(1)]	11/5/2008	7/8/2009	10/28/2009
ROUND:		5	6	7
VOLATILES (ug/m3)				
1,1,1-TRICHLOROETHANE		--	NA	NA
1,1-DICHLOROETHANE	770	44522	650	1100
1,1-DICHLOROETHENE	8800	1546282	25000	43000
1,2-DICHLOROETHANE	47	--	--	--
BENZENE	160	--	--	--
CARBON TETRACHLORIDE	82	--	--	--
CHLOROETHANE		--	NA	NA
CHLOROFORM	53	--	--	--
CIS-1,2-DICHLOROETHENE	----	166523	2700	4400
DICHLORODIFLUOROMETHANE	8800	--	--	--
ETHYLBENZENE	490	--	--	--
METHYL TERT-BUTYL ETHER	4700	NA	--	--
METHYLENE CHLORIDE	2600	--	520	1900 B
NAPHTHALENE	36	NA	--	--
TETRACHLOROETHENE	210	--	--	--
TOLUENE	220000	--	230	300 J
TOTAL XYLENES	4400	NA	NA	NA
TRANS-1,2-DICHLOROETHENE	2600	NA	--	--
TRICHLOROETHENE	250[M]	2687117	43000	63000
VINYL CHLORIDE	280	--	--	--

(1) Screening values derived in accordance with Draft Guidance for Evaluating the Vapor Intrusion to Indoor Air Pathway from Groundwater and Soils November 2002. Sceening values

(2) Duplicate

= EPA Industrial Air Screening Values ÷ 0.1 attenutation factor and correspond to a target cancer risk level of 1.0E-05.

NA - Not analyzed.

J - Positive value is considered estimated as a result of technical noncompliance.

-- Not detected

ug/m3 - micrograms per cubic meter

Gray shaded values exceed criteria.

SUMMARY OF POSITIVE RESULTS FOR AIR SAMPLES
HISTORICAL SV DATA, BUILDING A SOUTH
LOCKHEED MARTIN MIDDLE RIVER COMPLEX
MIDDLE RIVER, MARYLAND

SAMPLE ID:	Target Shallow	SV-A-7-6	SV-A-7-7	SV-A-8-6	SV-A-8-7
LOCATION:	Soil Gas	SV-A-7	SV-A-7	SV-A-8	SV-A-8
SAMPLE DATE:	Concentration[1]	7/8/2009	10/28/2009	7/8/2009	10/28/2009
ROUND:		6	7	6	7
VOLATILES (ug/m3)					
1,1-DICHLOROETHANE	770	1.8	0.089 J	--	--
1,1-DICHLOROETHENE	8800	2.1	0.46	--	--
1,2-DICHLOROETHANE	47	0.15 J	--	--	--
BENZENE	160	0.51	0.29	--	--
CARBON TETRACHLORIDE	82	0.58	0.57	--	--
CHLOROFORM	53	51	0.41	--	--
CIS-1,2-DICHLOROETHENE	----	0.62	0.13 J	--	--
DICHLORODIFLUOROMETHANE	8800	3.5	3	--	2.9 J
ETHYLBENZENE	490	0.39	--	100	190
METHYLENE CHLORIDE	2600	0.68 B	1.7 B	4.2 B	6.5 B
NAPHTHALENE	36	35	--	44	26 J
TETRACHLOROETHENE	210	20	0.64	--	--
TOLUENE	220000	6.5	0.92	27	170
TOTAL XYLENES	4400	1.8	0.52	900	1700
TRICHLOROETHENE	250	26	4.4	--	--

(1) Screening values derived in accordance with Draft Guidance for Evaluating the Vapor Intrusion to Indoor Air Pathway from Groundwater and Soils November 2002. Sceening values =EPA Industrial Air Screening Values ÷ 0.1 attenuation factor and correspond to a target cancer risk level of 1.0E-05.

NA - Not analyzed.

J - Positive value is considered estimated as a result of technical noncompliance

-- Not detected

ug/m3 - micrograms per cubic meter

Gray shaded values exceed criteria.

SUMMARY OF POSITIVE DETECTS FOR AIR SAMPLES
HISTORICAL SV DATA, BUILDING B BASEMENT NORTH
LOCKHEED MARTIN MIDDLE RIVER COMPLEX
MIDDLE RIVER, MARYLAND

SAMPLE ID:	Target Shallow	ISG-08-1	ISG-09-1	ISG-09-B-6	ISG-09-B-7	ISG-09-B-7-D[2]	ISG-10-1
LOCATION:	Soil Gas	ISG-08	ISG-09	ISG-09-B	ISG-09-B	ISG-09-B	ISG-10
SAMPLE DATE:	Concentration[1]	9/16/2008	9/16/2008	7/7/2009	10/27/2009	10/27/2009	9/16/2008
ROUND:		1	1	6	7	7	1
VOLATILES (ug/m3)							
1,1-DICHLOROETHANE	770	--	--	--	--	--	--
1,2,4-TRICHLOROBENZENE	180	--	--	--	--	--	--
BENZENE	160	1.5	--	0.74 J	0.23 J	0.4	0.48
CARBON TETRACHLORIDE	82	0.62	2100	430	7.1	8.8	0.64
CHLOROFORM	53	8.2	58	7.1	0.7	1.8	0.54
CIS-1,2-DICHLOROETHENE	----	--	--	--	--	--	0.46
DICHLORODIFLUOROMETHANE	8800	2.7	16	3.1 J	2.9	2.6	2.7
ETHYLBENZENE	490	2.7	--	3.8	1.2	2	0.98
METHYL TERT-BUTYL ETHER	4700	--	--	--	--	--	--
METHYLENE CHLORIDE	2600	NA	NA	6.4 B	0.72 B	1.3 B	NA
NAPHTHALENE	36	NA	NA	12	0.25 J	2.5 J	NA
TETRACHLOROETHENE	210	20	25	13	3.3	3.2	1.4
TOLUENE	220000	19	--	290	59	73	3.3
TOTAL XYLENES	4400	12.5		20.1	7.3	8.9	6.6
TRICHLOROETHENE	250	2.9	29	2.8	0.49	0.57	29

SUMMARY OF POSITIVE DETECTS FOR AIR SAMPLES
HISTORICAL SV DATA, BUILDING B BASEMENT NORTH
LOCKHEED MARTIN MIDDLE RIVER COMPLEX
MIDDLE RIVER, MARYLAND

SAMPLE ID:	Target Shallow	ISG-10-B-6	ISG-10-B-7	SV-B-1-6	SV-B-2-6	SV-B-2-6-D	SV-B-2-7
LOCATION:	Soil Gas	ISG-10-B	ISG-10-B	SV-B-1	SV-B-2	SV-B-2	SV-B-2
SAMPLE DATE:	Concentration[1]	7/7/2009	10/27/2009	7/7/2009	7/7/2009	7/7/2009	10/27/2009
ROUND:		6	7	6	6	6	7
VOLATILES (ug/m3)							
1,1-DICHLOROETHANE	770	0.21 J	0.18 J	--	0.12 J	0.11 J	0.093 J
1,2,4-TRICHLOROBENZENE	180	0.44 J	--	--	5	4.1	1.4 J
BENZENE	160	0.49	0.67	7	1.3	1.3	0.75
CARBON TETRACHLORIDE	82	0.63	0.48 J	0.64 J	0.59	0.58	0.65
CHLOROFORM	53	1.1	0.83	4.9	4	3.9	3.1
CIS-1,2-DICHLOROETHENE	----	0.91	0.65	0.31 J	--	--	--
DICHLORODIFLUOROMETHANE	8800	2.5	2.6	3.5	2.7	2.5	2.5
ETHYLBENZENE	490	1.6	2.4	18	6.1	6.3	1.2
METHYL TERT-BUTYL ETHER	4700	--	--	--	0.46 J	0.39 J	--
METHYLENE CHLORIDE	2600	1.2 B	0.91 B	2.8 B	1.5 B	1.5 B	0.88 B
NAPHTHALENE	36	16	3.9 J	170	24 J	18 J	0.38 J
TETRACHLOROETHENE	210	3.6	2.7	3.8	4.1	4.4	7.1
TOLUENE	220000	30	15	130	58	59	3.9
TOTAL XYLENES	4400	9.2	13.2	73	16.6	16.7	5.3
TRICHLOROETHENE	250	72	44	14	1.5	1.6	2.2

(1) Screening values derived in accordance with Draft Guidance for Evaluating the Vapor Intrusion to Indoor Air Pathway from Groundwater and Soils November 2002. Sceening values =EPA Industrial Air Screening Values ÷ 0.1 attenuation factor and correspond to a target cancer risk level of 1.0E-05.

(2) Duplicate.

NA - Not analyzed.

J - Positive value is considered estimated as a result of technical noncompliance

-- Not detected

ug/m3 - micrograms per cubic meter

Gray shaded values exceed criteria.

SUMMARY OF POSITIVE DETECTS FOR AIR SAMPLES
HISTORICAL SV DATA, BUILDING B SOUTH
LOCKHEED MARTIN MIDDLE RIVER COMPLEX
MIDDLE RIVER, MARYLAND

SAMPLE ID:	Target Shallow	SV-B-4-6	SV-B-4-7	SV-B-6-6	SV-B-6-7
LOCATION:	Soil Gas	SV-B-4	SV-B-4	SV-B-6	SV-B-6
SAMPLE DATE:	Concentration[1]	7/7/2009	10/27/2009	7/7/2009	10/27/2009
ROUND:		6	7	6	7
VOLATILES (ug/m3)					
BENZENE	160	1.2	0.62	1.1	0.86
CARBON TETRACHLORIDE	82	0.54	0.52	0.65	0.57
CHLOROFORM	53	0.38 J	0.54	0.68	0.52
DICHLORODIFLUOROMETHANE	8800	2.2	2.4	2.2	2.3
ETHYLBENZENE	490	25	7.5	20	3.4
METHYLENE CHLORIDE	2600	4	1 B	3.1	0.69 B
NAPHTHALENE	36	0.37 J	0.74 J	4.2	0.53 J
TETRACHLOROETHENE	210	4.6	0.73	1.3	1.9
TOLUENE	220000	7.8	90	48	120
TOTAL XYLENES	4400	96	27	123	13.2
TRICHLOROETHENE	250	0.41	0.22	2	0.26

(1) Screening values derived in accordance with Draft Guidance for Evaluating the Vapor Intrusion to Indoor Air Pathway from Groundwater and Soils November 2002. Sceening values =EPA Industrial Air Screening Values ÷ 0.1 attenuation factor and correspond to a target cancer risk level of 1.0E-05.

NA - Not analyzed.

J - Positive value is considered estimated as a result of technical noncompliance

-- Not detected

ug/m3 - micrograms per cubic meter

Gray shaded values exceed criteria.

SUMMARY OF POSITIVE DETECTS FOR AIR SAMPLES
HISTORICAL SV DATA, BUILDING B UTILITY TUNNEL CENTER
LOCKHEED MARTIN MIDDLE RIVER COMPLEX
MIDDLE RIVER, MARYLAND

SAMPLE ID:	Target Shallow	ISG-06-1	ISG-06-B-6	ISG-06-B-7	SV-B-3-6	SV-B-3-7
LOCATION:	Soil Gas	ISG-06	ISG-06-B	ISG-06-B	SV-B-3	SV-B-3
SAMPLE DATE:	Concentration[1]	9/16/2008	7/7/2009	10/27/2009	7/7/2009	10/27/2009
ROUND:		1	6	7	6	7
VOLATILES (ug/m3)						
BENZENE	160	0.55	1.4 J	0.44	3.4	0.62
CARBON TETRACHLORIDE	82	0.95	--	0.67	--	0.51
CHLOROFORM	53	--	--	0.17 J	5.2	0.4
DICHLORODIFLUOROMETHANE	8800	2.5	2.8 J	2.5	8.6	2.5
ETHYLBENZENE	490	1.7	6	2.8	78	2.4
METHYLENE CHLORIDE	2600	NA	7.3 B	1.1 B	9.3 B	1.2 B
NAPHTHALENE	36	NA	3.4 B	5.2 J	3.8 B	0.52 J
TETRACHLOROETHENE	210	1.7	4.1 J	1.1	--	0.27 J
TOLUENE	220000	7.6	280	210	260	7.1
TOTAL XYLENES	4400	10.6	27.3	15.2	154	5.9
TRICHLOROETHENE	250	7.1	3.7	3.6	1.8 J	0.2 J

(1) Screening values derived in accordance with Draft Guidance for Evaluating the Vapor Intrusion to Indoor Air Pathway from Groundwater and Soils November 2002. Sceening values =EPA Industrial Air Screening Values ÷ 0.1 attenuation factor and correspond to a target cancer risk level of 1.0E-05.

NA - Not analyzed.

J - Positive value is considered estimated as a result of technical noncompliance

-- Not detected

ug/m3 - micrograms per cubic meter

Gray shaded values exceed criteria.

SUMMARY OF POSITIVE RESULTS FOR AIR SAMPLES
HISTORICAL SV DATA, BUILDING B UTILITY TUNNEL NORTH
LOCKHEED MARTIN MIDDLE RIVER COMPLEX
MIDDLE RIVER, MARYLAND

SAMPLE ID:	Target Shallow	ISG-07-1	ISG-07-B-6	ISG-07-B-7
LOCATION:	Soil Gas	ISG-07	ISG-07-B	ISG-07-B
SAMPLE DATE:	Concentration[1]	9/16/2008	7/7/2009	10/27/2009
ROUND:		1	6	7
VOLATILES (ug/m3)				
1,1-DICHLOROETHANE	770	--	0.079 J	0.07 J
1,2,4-TRICHLOROBENZENE	180	--	0.36 J	--
BENZENE	160	0.98	0.64	0.67
CARBON TETRACHLORIDE	82	0.66	0.66	0.42 J
CHLOROFORM	53	5.1	1.4	5.6
CIS-1,2-DICHLOROETHENE	----	--	0.13 J	--
DICHLORODIFLUOROMETHANE	8800	1.2	1.6	1.6
ETHYLBENZENE	490	2.2	0.74	0.42
METHYLENE CHLORIDE	4700	NA	0.48 B	0.93 B
NAPHTHALENE	36	NA	6.8	2.3 J
TETRACHLOROETHENE	210	12	8.9	5.8
TOLUENE	220000	15	6.3	2.1
TOTAL XYLENES	4400	14.3	4.7	2.17
TRICHLOROETHENE	250	10	5.9	2.5

(1) Screening values derived in accordance with Draft Guidance for Evaluating the Vapor Intrusion to Indoor Air Pathway from Groundwater and Soils November 2002. Sceening values =EPA Industrial Air Screening Values ÷ 0.1 attenuation factor and correspond to a target cancer risk level of 1.0E-05.

NA - Not analyzed.

J - Positive value is considered estimated as a result of technical noncompliance

-- Not detected

ug/m3 - micrograms per cubic meter

Gray shaded values exceed criteria.

SUMMARY OF POSITIVE DETECTS FOR AIR SAMPLES
HISTORICAL SV DATA, BUILDING B UTILITY TUNNEL SOUTH
LOCKHEED MARTIN MIDDLE RIVER COMPLEX
MIDDLE RIVER, MARYLAND

SAMPLE ID:	Target Shallow	ISG-04-1	ISG-04-B-6	ISG-04-B-7	ISG-05-1	ISG-05-B-6	ISG-05-B-7	SV-B-5-6
LOCATION:	Soil Gas	ISG-04	ISG-04-B	ISG-04-B	ISG-05	ISG-05-B	ISG-05-B	SV-B-5
SAMPLE DATE:	Concentration[1]	9/16/2008	7/7/2009	10/27/2009	9/16/2008	7/7/2009	10/27/2009	7/7/2009
ROUND:		1	6	7	1	6	7	6
VOLATILES (ug/m3)								
1,1-DICHLOROETHANE	770	0.35	0.37	0.26 J	--	--	--	--
1,2,4-TRICHLOROBENZENE	180	--	--	--	--	--	--	0.5 J
1,2-DICHLOROETHANE	47	NA	--	--	NA	--	--	0.12 J
BENZENE	160	0.63	0.29 B	0.36	0.38	0.95 J	0.52	1.7
CARBON TETRACHLORIDE	82	1.9	1.1	0.77	0.53	--	0.46 J	0.52
CHLOROFORM	53	1.6	1	1.2	1.7	1.4 J	1.1	2.8
CIS-1,2-DICHLOROETHENE	----	7.4	6.8	5.2	--	--	--	--
DICHLORODIFLUOROMETHANE	8800	2.5	2.1	2.4	2.6	2.8 J	2.4	1.4 J
ETHYLBENZENE	490	--	0.72	0.55	4.7	2.1 J	6.6	41
METHYL TERT-BUTYL ETHER	4700	--	--	--	--	--	--	0.31 J
METHYLENE CHLORIDE	2600	NA	0.51 B	0.67 B	NA	6.7 B	0.63 B	0.98
NAPHTHALENE	36	NA	5.7	3.6 J	NA	10 B	1.4 J	18
TETRACHLOROETHENE	210	2.3	1.4	1.4	--	--	0.46 J	1.5
TOLUENE	220000	1.8	23	15	3.6	200	110	58
TOTAL XYLENES	4400	2.3	4.1	3.1	4.2	11.2	24.7	84
TRANS-1,2-DICHLOROETHENE	2600	0.49	0.54	0.38	--	--	--	--
TRICHLOROETHENE	250	34	23	26	2.9	1.4 J	1	0.64

SUMMARY OF POSITIVE DETECTS FOR AIR SAMPLES
HISTORICAL SV DATA, BUILDING B UTILITY TUNNEL SOUTH
LOCKHEED MARTIN MIDDLE RIVER COMPLEX
MIDDLE RIVER, MARYLAND

SAMPLE ID:	Target Shallow	SV-B-5-7
LOCATION:	Soil Gas	SV-B-5
SAMPLE DATE:	Concentration(1)	10/27/2009
ROUND:		7
VOLATILES (ug/m3)		
1,1-DICHLOROETHANE	770	--
1,2,4-TRICHLOROBENZENE	180	--
1,2-DICHLOROETHANE	47	--
BENZENE	160	0.77
CARBON TETRACHLORIDE	82	0.58
CHLOROFORM	53	0.45
CIS-1,2-DICHLOROETHENE	----	--
DICHLORODIFLUOROMETHANE	8800	2.4
ETHYLBENZENE	490	5.2
METHYL TERT-BUTYL ETHER	4700	--
METHYLENE CHLORIDE	2600	0.88 B
NAPHTHALENE	36	1 J
TETRACHLOROETHENE	210	0.79
TOLUENE	220000	94
TOTAL XYLENES	4400	13.4
TRANS-1,2-DICHLOROETHENE	2600	--
TRICHLOROETHENE	250	0.26

(1) Screening values derived in accordance with Draft Guidance for Evaluating the Vapor Intrusion to Indoor Air Pathway from Groundwater and Soils November 2002. Sceening values =EPA Industrial Air Screening Values ÷ 0.1 attenuation factor and correspond to a target cancer risk level of 1.0E-05.

NA - Not analyzed.

J - Positive value is considered estimated as a result of technical noncompliance

-- Not detected

ug/m3 - micrograms per cubic meter

Gray shaded values exceed criteria.

SUMMARY OF POSITIVE DETECTS FOR AIR SAMPLES
HISTORICAL SV DATA, BUILDING C BASEMENT CENTER
LOCKHEED MARTIN MIDDLE RIVER COMPLEX
MIDDLE RIVER, MARYLAND

SAMPLE ID:	Target Shallow	ISG-14-1	ISG-14-1-D[2]	ISG-14-C-6	ISG-14-C-7	SV-C-2-6	SV-C-2-7	SV-C-3-6
LOCATION:	Soil Gas	ISG-14	ISG-14	ISG-14-C	ISG-14-C	SV-C-2	SV-C-2	SV-C-3
SAMPLE DATE:	Concentration[1]	9/22/2008	9/16/2008	7/7/2009	10/27/2009	7/7/2009	10/27/2009	7/7/2009
ROUND:		1	1	6	7	6	7	6
VOLATILES (ug/m3)								
1,1-DICHLOROETHANE	770	--	--	--	--	--	--	8.5
1,1-DICHLOROETHENE	8800	NA	NA	--	--	--	--	--
1,2,4-TRICHLOROBENZENE	180	--	--	--	--	2.2 J	--	--
BENZENE	160	--	2.6	21 J	--	1.7	0.62	2.2 J
CARBON TETRACHLORIDE	82	--	0.63	--	--	0.51	0.5	--
CHLOROFORM	53	--	--	--	--	3.9	1.1	9.1
CIS-1,2-DICHLOROETHENE	----	--	--	--	--	--	--	45
DICHLORODIFLUOROMETHANE	8800	--	2.7	--	--	2.2	2.1	2.7 J
ETHYLBENZENE	490	850	11	110	62	31	5.1	490
METHYL TERT-BUTYL ETHER	4700	--	--	--	--	0.35 J	--	--
METHYLENE CHLORIDE	2600	NA	NA	170 B	19 B	1.5	0.85 B	7.6 B
NAPHTHALENE	36	NA	NA	440	750 J	2.9	0.52 J	5.8 J
TETRACHLOROETHENE	210	--	--	--	--	0.92	0.61	3.4 J
TOLUENE	220000	84000	--	10000	6500	31	2.6	50
TOTAL XYLENES	4400	5700	63	740	420	114	19.8	2870
TRANS-1,2-DICHLOROETHENE	2600	--	--	--	--	--	--	2.1 J
TRICHLOROETHENE	250	--	0.91	86	--	1.1	2.7	180

SUMMARY OF POSITIVE DETECTS FOR AIR SAMPLES
HISTORICAL SV DATA, BUILDING C BASEMENT CENTER
LOCKHEED MARTIN MIDDLE RIVER COMPLEX
MIDDLE RIVER, MARYLAND

SAMPLE ID:	Target Shallow	ISG-14-1	SV-C-3-7	SV-C-4-6	SV-C-4-7
LOCATION:	Soil Gas	ISG-14	SV-C-3	SV-C-4	SV-C-4
SAMPLE DATE:	Concentration[1]	9/22/2008	10/27/2009	7/7/2009	10/27/2009
ROUND:		1	7	6	7
VOLATILES (ug/m3)					
1,1-DICHLOROETHANE	770	--	0.29 J	0.2 J	0.32 J
1,1-DICHLOROETHENE	8800	NA	--	0.2 J	0.43 J
1,2,4-TRICHLOROBENZENE	180	--	--	--	--
BENZENE	160	--	0.53	2.8	2
CARBON TETRACHLORIDE	82	--	0.5 J	0.53 J	0.64 J
CHLOROFORM	53	--	0.44	4.4	1.8 J
CIS-1,2-DICHLOROETHENE	----	--	0.19 J	95	140
DICHLORODIFLUOROMETHANE	8800	--	2.3	2.5	2.2
ETHYLBENZENE	490	850	2.8	30	6.7
METHYL TERT-BUTYL ETHER	4700	--	--	--	--
METHYLENE CHLORIDE	2600	NA	0.73 B	2.8	2 B
NAPHTHALENE	36	NA	0.44 J	17	3.5 J
TETRACHLOROETHENE	210	--	0.26 J	0.95 J	0.65 J
TOLUENE	220000	84000	2.4	32	8
TOTAL XYLENES	4400	5700	16.8	210	55
TRANS-1,2-DICHLOROETHENE	2600	--	--	1.7	3
TRICHLOROETHENE	250	--	2.6	260	560

(1) Screening values derived in accordance with Draft Guidance for Evaluating the Vapor Intrusion to Indoor Air Pathway from Groundwater and Soils November 2002. Sceening values =EPA Industrial Air Screening Values ÷ 0.1 attenuation factor and correspond to a target cancer risk level of 1.0E-05.

(2) Duplicate.

NA - Not analyzed.

J - Positive value is considered estimated as a result of technical noncompliance

-- Not detected

ug/m3 - micrograms per cubic meter

Gray shaded values exceed criteria.

SUMMARY OF POSITIVE DETECTS FOR AIR SAMPLES
HISTORICAL SV DATA, BUILDING C BASEMENT NORTH
LOCKHEED MARTIN MIDDLE RIVER COMPLEX
MIDDLE RIVER, MARYLAND

SAMPLE ID:	Target Shallow	ISG-11-1	ISG-11-C-6	ISG-11-C-7	ISG-12-1	ISG-12-C-6	ISG-12-C-6-D[2]	ISG-12-C-7
LOCATION:	Soil Gas	ISG-11	ISG-11-C	ISG-11-C	ISG-12	ISG-12-C	ISG-12-C	ISG-12-C
SAMPLE DATE:	Concentration[1]	9/22/2008	7/7/2009	10/27/2009	9/16/2008	7/7/2009	7/7/2009	10/27/2009
ROUND:		1	6	7	1	6	6	7
VOLATILES (ug/m3)								
1,1-DICHLOROETHANE	770	--	0.62 J	0.5 J	--	--	0.1 J	--
1,2-DICHLOROETHANE	47	NA	--	--	NA	--	--	--
BENZENE	160	28	1.1 J	0.44 J	1.2	0.42 J	0.33	0.34 J
CARBON TETRACHLORIDE	82	3.9	2.5	3.4	1.1	1.1 J	1.1	0.77
CHLOROFORM	53	4.3	2.5	1.8	0.51	0.38 J	0.38 J	0.27 J
DICHLORODIFLUOROMETHANE	8800	340	100	89	9.1	7.4 J	4.4 J	4.8
ETHYLBENZENE	490	150	13	3.6	9.6	2.5	2.7	1.5
METHYL TERT-BUTYL ETHER	4700	--	--	--	--	--	--	--
METHYLENE CHLORIDE	2600	NA	2.5 B	2 B	NA	1.7 B	0.78 B	0.68 B
NAPHTHALENE	36	NA	24	4.6 J	NA	170 J	60 J	62 J
TETRACHLOROETHENE	210	440	150	150	12	11	11	5.3
TOLUENE	220000	94	450	110	76	53	56	27
TOTAL XYLENES	4400	620	81	26.5	64	23.9	26	12.4
TRICHLOROETHENE	250	18	4	4.7	12	7.1	7.2	3.7

SUMMARY OF POSITIVE DETECTS FOR AIR SAMPLES
HISTORICAL SV DATA, BUILDING C BASEMENT NORTH
LOCKHEED MARTIN MIDDLE RIVER COMPLEX
MIDDLE RIVER, MARYLAND

SAMPLE ID:	Target Shallow	ISG-13-1	ISG-13-C-6	ISG-13-C-7	SV-C-1-6	SV-C-1-7	SV-C-7-6	SV-C7-7
LOCATION:	Soil Gas	ISG-13	ISG-13-C	ISG-13-C	SV-C-1	SV-C-1	SV-C-7	SV-C-7
SAMPLE DATE:	Concentration(1)	9/16/2008	7/7/2009	10/27/2009	7/7/2009	10/27/2009	7/7/2009	10/27/2009
ROUND:		1	6	7	6	7	6	7
VOLATILES (ug/m3)								
1,1-DICHLOROETHANE	770	--	--	--	--	--	--	--
1,2-DICHLOROETHANE	47	NA	--	--	0.13 J	--	--	--
BENZENE	160	--	2.8 J	1.3 J	2.1	0.67 J	1	0.52 J
CARBON TETRACHLORIDE	82	--	--	0.51 J	0.48 J	0.67	0.52	0.53
CHLOROFORM	53	--	--	--	5.2	1	0.42	0.087 J
DICHLORODIFLUOROMETHANE	8800	--	--	2.6	2.2	3	2.2	2.5
ETHYLBENZENE	490	710	11	13	13	2.3	1.1	0.21 J
METHYL TERT-BUTYL ETHER	4700	--	--	--	0.52 J	--	--	--
METHYLENE CHLORIDE	2600	NA	10 B	0.85 B	8.1	1.5	1.1 B	0.8 B
NAPHTHALENE	36	NA	1800	15 J	12	2.2 J	0.29 J	0.6 B
TETRACHLOROETHENE	210	--	--	0.39 J	1.2	1.4	0.53 J	0.25 J
TOLUENE	220000	2100	170	120	31	3.5	5.3	1.2
TOTAL XYLENES	4400	5000	106	98	48	13.1	4.7	0.85
TRICHLOROETHENE	250	--	--	0.18 J	0.33	0.17 J	0.12 J	0.12 J

(1) Screening values derived in accordance with Draft Guidance for Evaluating the Vapor Intrusion to Indoor Air Pathway from Groundwater and Soils November 2002. Sceening values =EPA Industrial Air Screening Values ÷ 0.1 attenuation factor and correspond to a target cancer risk level of 1.0E-05.

(2) Duplicate

NA - Not analyzed.

J - Positive value is considered estimated as a result of technical noncompliance

-- Not detected

ug/m3 - micrograms per cubic meter

Gray shaded values exceed criteria.

SUMMARY OF POSITIVE DETECTS FOR AIR SAMPLES
HISTORICAL SV DATA, BUILDING C BASEMENT SOUTH
LOCKHEED MARTIN MIDDLE RIVER COMPLEX
MIDDLE RIVER, MARYLAND

SAMPLE ID:	Target Shallow	ISG-01-1	ISG-02-1	ISG-03-1	ISG-03-1-D[2]	ISG-03-C-6	SV-10-1
LOCATION:	Soil Gas	ISG-01	ISG-02	ISG-03	ISG-03	ISG-03-C	SV-10
SAMPLE DATE:	Concentration[1]	9/11/2008	9/11/2008	9/16/2008	9/16/2008	7/7/2009	3/22/2006
ROUND:		1	1	1	1	6	1
VOLATILES (ug/m3)							
1,1-DICHLOROETHANE	770	--	--	--	--	--	NA
1,1-DICHLOROETHENE	8800	NA	NA	NA	NA	--	4.9 B
1,2,4-TRICHLOROBENZENE	180	--	--	--	--	--	--
1,2,4-TRIMETHYLBENZENE		NA	NA	NA	NA	NA	NA
1,2-DICHLOROETHANE	47	NA	NA	NA	NA	--	NA
BENZENE	160	2.2	2	--	--	--	13.3 J
CARBON TETRACHLORIDE	82	1.7	1.7	6.3 J	--	2.5 J	--
CHLOROFORM	53	0.72	4.5	68	91	19	207
CIS-1,2-DICHLOROETHENE	----	--	2.7	5.1 J	9.2 J	2.2 J	--
DICHLORODIFLUOROMETHANE	8800	2.3	2.4	6.6 J	13 J	2.7 J	--
ETHYLBENZENE	490	2.7	4.3	--	--	1.2 J	54.8
METHYL TERT-BUTYL ETHER	4700	--	--	--	--	--	4050 J
METHYLENE CHLORIDE	2600	NA	NA	NA	NA	8.9 B	NA
NAPHTHALENE	36	NA	NA	NA	NA	8.8 B	NA
STYRENE		NA	NA	NA	NA	NA	NA
TETRACHLOROETHENE	210	18	1.4	24	34	8.3	516
TOLUENE	220000	6.9	9.3	4.2 J	11 J	38	84.7
TOTAL XYLENES	4400	17.2	33	15.2	28	8	167
TRANS-1,2-DICHLOROETHENE	2600	--	--	--	--	--	--
TRICHLOROETHENE	250	14	16	800	1300	280	22.2 B
TRICHLOROFLUOROMETHANE		NA	NA	NA	NA	NA	NA
VINYL CHLORIDE	280	--	0.5	--	--	--	--

SUMMARY OF POSITIVE DETECTS FOR AIR SAMPLES
HISTORICAL SV DATA, BUILDING C BASEMENT SOUTH
LOCKHEED MARTIN MIDDLE RIVER COMPLEX
MIDDLE RIVER, MARYLAND

SAMPLE ID:	Target Shallow	SV-1-1	SV-1-1-D[2]	SV-1-2	SV-1-3	SV1-4	SV-1-5
LOCATION:	Soil Gas	SV-1	SV-1	SV-1	SV-1	SV1	SV-1
SAMPLE DATE:	Concentration[1]	3/22/2006	3/22/2006	12/11/2006	10/29/2007	7/2/2008	11/5/2008
ROUND:		1	1	2	3	4	5
VOLATILES (ug/m3)							
1,1-DICHLOROETHANE	770	NA	NA	--	--	--	--
1,1-DICHLOROETHENE	8800	5410	2960	NA	NA	24	39
1,2,4-TRICHLOROBENZENE	180	--	--	--	--	--	--
1,2,4-TRIMETHYLBENZENE		NA	NA	NA	NA	--	--
1,2-DICHLOROETHANE	47	NA	NA	NA	NA	--	--
BENZENE	160	--	33.4 J	62.1 J	--	--	--
CARBON TETRACHLORIDE	82	--	--	--	--	--	--
CHLOROFORM	53	86.8 J	58.6 J	--	--	--	--
CIS-1,2-DICHLOROETHENE	----	792000 J	840000 J	481000	257714	1110	3330
DICHLORODIFLUOROMETHANE	8800	--	--	--	--	--	--
ETHYLBENZENE	490	39.3 B	34.8 B	--	--	--	--
METHYL TERT-BUTYL ETHER	4700	332	238	--	--	NA	NA
METHYLENE CHLORIDE	2600	NA	NA	NA	NA	--	--
NAPHTHALENE	36	NA	NA	NA	NA	NA	NA
STYRENE		NA	NA	NA	NA	14	--
TETRACHLOROETHENE	210	107 J	100 J	158 J	--	--	--
TOLUENE	220000	103 B	86.8	--	--	--	--
TOTAL XYLENES	4400	68.7 J	81.5 J	--	NA	NA	NA
TRANS-1,2-DICHLOROETHENE	2600	5180	2580	5200	3529	NA	NA
TRICHLOROETHENE	250	19200	16400 J	19600	8599	446	860
TRICHLOROFLUOROMETHANE		NA	NA	NA	NA	--	--
VINYL CHLORIDE	280	1320	542	761	--	59	41

SUMMARY OF POSITIVE DETECTS FOR AIR SAMPLES
HISTORICAL SV DATA, BUILDING C BASEMENT SOUTH
LOCKHEED MARTIN MIDDLE RIVER COMPLEX
MIDDLE RIVER, MARYLAND

SAMPLE ID:	Target Shallow	SV-1-C-6	SV-1-C-7	SV-2-1	SV2-2	SV-2-3	SV-3-1
LOCATION:	Soil Gas	SV-1-C	SV-1-C	SV-2	SV-2	SV-2	SV-3
SAMPLE DATE:	Concentration[1]	7/7/2009	10/27/2009	3/22/2006	7/2/2008	11/5/2008	3/22/2006
ROUND:		6	7	1	4	5	1
VOLATILES (ug/m3)							
1,1-DICHLOROETHANE	770	0.33 J	--	NA	--	--	NA
1,1-DICHLOROETHENE	8800	0.9 J	1 J	10.6 B	--	--	3.4 B
1,2,4-TRICHLOROBENZENE	180	--	--	--	--	--	--
1,2,4-TRIMETHYLBENZENE		NA	NA	NA	--	--	NA
1,2-DICHLOROETHANE	47	--	--	NA	--	--	NA
BENZENE	160	0.94 B	--	18.3 J	--	8	6.7 J
CARBON TETRACHLORIDE	82	--	--	--	--	--	1.8 J
CHLOROFORM	53	8.5	7.4	552 J	--	18	66
CIS-1,2-DICHLOROETHENE	----	270	230	320 J	22	353	93.6
DICHLORODIFLUOROMETHANE	8800	2.4	2.2 J	4.5 J	--	--	--
ETHYLBENZENE	490	0.67 J	--	38.2 J	--	--	19
METHYL TERT-BUTYL ETHER	4700	--	--	1000	NA	NA	469
METHYLENE CHLORIDE	2600	0.99 B	4.5 J	NA	45	--	NA
NAPHTHALENE	36	1.6 J	--	NA	NA	NA	NA
STYRENE		NA	NA	NA	--	--	NA
TETRACHLOROETHENE	210	3.3	3 J	174 J	--	--	388
TOLUENE	220000	1.8	--	65.9 J	14	--	18.8
TOTAL XYLENES	4400	1.3	NA	95.5 J	NA	NA	70.9
TRANS-1,2-DICHLOROETHENE	2600	65	49	20.9 J	NA	NA	24.4
TRICHLOROETHENE	250	270	330	408 J	54	752	2130
TRICHLOROFLUOROMETHANE		NA	NA	NA	--	--	NA
VINYL CHLORIDE	280	--	--	15.9 J	--	--	--

SUMMARY OF POSITIVE DETECTS FOR AIR SAMPLES
HISTORICAL SV DATA, BUILDING C BASEMENT SOUTH
LOCKHEED MARTIN MIDDLE RIVER COMPLEX
MIDDLE RIVER, MARYLAND

SAMPLE ID:	Target Shallow	SV3-2	SV-3-3	SV-4-1	SV-4-2	SV-4-3	SV4-4
LOCATION:	Soil Gas	SV-3	SV-3	SV-4	SV-4	SV-4	SV-4
SAMPLE DATE:	Concentration[1]	7/2/2008	11/5/2008	3/22/2006	12/11/2006	10/29/2007	7/2/2008
ROUND:		4	5	1	2	3	4
VOLATILES (ug/m3)							
1,1-DICHLOROETHANE	770	--	--	NA	--	--	--
1,1-DICHLOROETHENE	8800	--	--	1010	NA	NA	10
1,2,4-TRICHLOROBENZENE	180	--	--	--	--	--	--
1,2,4-TRIMETHYLBENZENE		--	--	NA	NA	NA	--
1,2-DICHLOROETHANE	47	--	--	NA	NA	NA	--
BENZENE	160	--	--	51.2	50	--	--
CARBON TETRACHLORIDE	82	--	--	--	--	--	--
CHLOROFORM	53	--	--	131	7 J	--	264
CIS-1,2-DICHLOROETHENE	----	--	8	65800	79300	10705	634
DICHLORODIFLUOROMETHANE	8800	--	--	--	--	--	--
ETHYLBENZENE	490	--	--	58.9	4.3 J	--	--
METHYL TERT-BUTYL ETHER	4700	NA	NA	420	--	--	NA
METHYLENE CHLORIDE	2600	63	--	NA	NA	NA	--
NAPHTHALENE	36	NA	NA	NA	NA	NA	NA
STYRENE		--	--	NA	NA	NA	--
TETRACHLOROETHENE	210	--	14	72.1	33.9	--	--
TOLUENE	220000	--	--	211	51.2	215	--
TOTAL XYLENES	4400	NA	NA	264	--	NA	NA
TRANS-1,2-DICHLOROETHENE	2600	NA	NA	1020	661	139	NA
TRICHLOROETHENE	250	49	59	14400	28300	2741	435
TRICHLOROFLUOROMETHANE		--	--	NA	NA	NA	--
VINYL CHLORIDE	280	--	--	663	381	--	16

SUMMARY OF POSITIVE DETECTS FOR AIR SAMPLES
HISTORICAL SV DATA, BUILDING C BASEMENT SOUTH
LOCKHEED MARTIN MIDDLE RIVER COMPLEX
MIDDLE RIVER, MARYLAND

SAMPLE ID:	Target Shallow	SV-4-5	SV-5-1	SV-5-2	SV-5-C-6	SV-5-C-7	SV-6-1
LOCATION:	Soil Gas	SV-4	SV-5	SV-5	SV-5-C	SV-5-C	SV-6
SAMPLE DATE:	Concentration[1]	11/5/2008	3/22/2006	11/6/2008	7/7/2009	10/27/2009	3/22/2006
ROUND:		5	1	5	6	7	1
VOLATILES (ug/m3)							
1,1-DICHLOROETHANE	770	--	NA	--	--	--	NA
1,1-DICHLOROETHENE	8800	10	--	--	--	--	0.5 B
1,2,4-TRICHLOROBENZENE	180	--	--	--	0.39 J	--	--
1,2,4-TRIMETHYLBENZENE		--	NA	--	NA	NA	NA
1,2-DICHLOROETHANE	47	--	NA	--	0.27 J	--	NA
BENZENE	160	--	9 J	--	0.86	0.36	23.5 J
CARBON TETRACHLORIDE	82	--	0.9 J	--	0.4 J	0.44 J	1.4 J
CHLOROFORM	53	239	286	15	15	8.5	390
CIS-1,2-DICHLOROETHENE	----	515	0.8 B	--	--	--	2.7 B
DICHLORODIFLUOROMETHANE	8800	--	3.1 J	--	0.25 J	3.7	2.6 J
ETHYLBENZENE	490	--	93.6 J	--	1	0.24 J	164 J
METHYL TERT-BUTYL ETHER	4700	NA	572	NA	--	--	416
METHYLENE CHLORIDE	2600	35	NA	--	0.59 J	0.49 B	NA
NAPHTHALENE	36	NA	NA	NA	1.4	0.47 J	NA
STYRENE		--	NA	--	NA	NA	NA
TETRACHLOROETHENE	210	--	82.9 J	64	94	66	76.3 J
TOLUENE	220000	--	157 J	--	4.1	0.53	249
TOTAL XYLENES	4400	NA	407 J	NA	5.1	1.08	935
TRANS-1,2-DICHLOROETHENE	2600	NA	--	NA	--	--	--
TRICHLOROETHENE	250	301	2 B	--	1.5	0.94	5.1 B
TRICHLOROFLUOROMETHANE		--	NA	19	NA	NA	NA
VINYL CHLORIDE	280	13	--	--	--	--	--

SUMMARY OF POSITIVE DETECTS FOR AIR SAMPLES
HISTORICAL SV DATA, BUILDING C BASEMENT SOUTH
LOCKHEED MARTIN MIDDLE RIVER COMPLEX
MIDDLE RIVER, MARYLAND

SAMPLE ID:	Target Shallow	SV-6-2	SV-7-1	SV-7-C-6	SV-7-C-6-D[2]	SV-7-C-7	SV-8-1
LOCATION:	Soil Gas	SV-6	SV-7	SV-7-C	SV-7-C	SV-7-C	SV-8
SAMPLE DATE:	Concentration[1]	11/6/2008	3/22/2006	7/7/2009	7/7/2009	10/27/2009	3/22/2006
ROUND:		5	1	6	6	7	1
VOLATILES (ug/m3)							
1,1-DICHLOROETHANE	770	--	NA	0.16 J	0.12 J	0.12 J	NA
1,1-DICHLOROETHENE	8800	--	0.6 B	--	--	--	--
1,2,4-TRICHLOROBENZENE	180	--	--	--	--	--	2.8 B
1,2,4-TRIMETHYLBENZENE		12	NA	NA	NA	NA	NA
1,2-DICHLOROETHANE	47	--	NA	--	--	--	NA
BENZENE	160	--	12.8	0.3 B	0.45	0.22 J	13.7
CARBON TETRACHLORIDE	82	--	1.1 J	0.2 J	0.19 J	0.23 J	1 J
CHLOROFORM	53	--	490	3.8	3.6	2	137
CIS-1,2-DICHLOROETHENE	----	--	0.9 B	--	--	--	1.2 B
DICHLORODIFLUOROMETHANE	8800	--	63	59 J	56 J	77	--
ETHYLBENZENE	490	--	83.5	0.74 J	1.3 J	0.39	175
METHYL TERT-BUTYL ETHER	4700	NA	701	--	0.34 J	--	863
METHYLENE CHLORIDE	2600	52	NA	0.45 J	0.66 J	0.56 B	NA
NAPHTHALENE	36	NA	NA	0.48 J	26 J	6.7 J	NA
STYRENE		--	NA	NA	NA	NA	NA
TETRACHLOROETHENE	210	42	118	3.4	3.4	2.4	126
TOLUENE	220000	--	187	0.76 J	2.4 J	0.45	140
TOTAL XYLENES	4400	NA	331	4.3	6.8	2.6	490
TRANS-1,2-DICHLOROETHENE	2600	NA	--	--	--	--	--
TRICHLOROETHENE	250	--	2.4 B	--	0.086 J	--	2.5 B
TRICHLOROFLUOROMETHANE		--	NA	NA	NA	NA	NA
VINYL CHLORIDE	280	--	--	--	--	--	--

SUMMARY OF POSITIVE DETECTS FOR AIR SAMPLES
HISTORICAL SV DATA, BUILDING C BASEMENT SOUTH
LOCKHEED MARTIN MIDDLE RIVER COMPLEX
MIDDLE RIVER, MARYLAND

SAMPLE ID:	Target Shallow	SV-9-1	SV-9-C-6	SV-9-C-7	SV-C-5-6	SV-C-5-7	SV-C-6-6
LOCATION:	Soil Gas	SV-9	SV-9-C	SV-9-C	SV-C-5	SV-C-5	SV-C-6
SAMPLE DATE:	Concentration[1]	3/22/2006	7/7/2009	10/27/2009	7/7/2009	10/27/2009	7/7/2009
ROUND:		1	6	7	6	7	6
VOLATILES (ug/m3)							
1,1-DICHLOROETHANE	770	NA	--	--	--	--	--
1,1-DICHLOROETHENE	8800	--	--	--	--	--	--
1,2,4-TRICHLOROBENZENE	180	--	--	--	--	--	--
1,2,4-TRIMETHYLBENZENE		NA	NA	NA	NA	NA	NA
1,2-DICHLOROETHANE	47	NA	--	--	--	--	--
BENZENE	160	6.7 J	0.29 B	0.14 J	1.1	0.8	5.6
CARBON TETRACHLORIDE	82	1.4 J	0.89	0.6	0.53	0.62	3.9 J
CHLOROFORM	53	159 J	4	2.7	1.1	0.38 J	16
CIS-1,2-DICHLOROETHENE	----	--	--	--	--	--	--
DICHLORODIFLUOROMETHANE	8800	6.4 J	43	27	2.2	2.3	2.8 J
ETHYLBENZENE	490	96.3 J	0.21 J	0.36	7.2	0.88	64
METHYL TERT-BUTYL ETHER	4700	551	--	--	--	--	--
METHYLENE CHLORIDE	2600	NA	0.27 B	0.41 B	1.3	0.62 B	7.5 B
NAPHTHALENE	36	NA	--	1.1 J	11	--	690
STYRENE		NA	NA	NA	NA	NA	NA
TETRACHLOROETHENE	210	71.8 J	7.8	7.9	0.73	0.26 J	27
TOLUENE	220000	148 J	0.89	0.89	25	9.9	57
TOTAL XYLENES	4400	422 J	0.63	2	35	4	480
TRANS-1,2-DICHLOROETHENE	2600	--	--	--	--	--	--
TRICHLOROETHENE	250	1.4 B	1.8	0.16 J	0.41	0.21	--
TRICHLOROFLUOROMETHANE		NA	NA	NA	NA	NA	NA
VINYL CHLORIDE	280	--	--	--	--	--	--

SUMMARY OF POSITIVE DETECTS FOR AIR SAMPLES
HISTORICAL SV DATA, BUILDING C BASEMENT SOUTH
LOCKHEED MARTIN MIDDLE RIVER COMPLEX
MIDDLE RIVER, MARYLAND

SAMPLE ID:	Target Shallow	SV-C-6-7	SV-C7-7-2
LOCATION:	Soil Gas	SV-C-6	SV-C-7
SAMPLE DATE:	Concentration[1]	10/27/2009	10/28/2009
ROUND:		7	7
VOLATILES (ug/m3)			
1,1-DICHLOROETHANE	770	--	--
1,1-DICHLOROETHENE	8800	0.1 J	--
1,2,4-TRICHLOROBENZENE	180	--	--
1,2,4-TRIMETHYLBENZENE		NA	NA
1,2-DICHLOROETHANE	47	--	0.24 J
BENZENE	160	0.62	0.89
CARBON TETRACHLORIDE	82	7.6	0.57
CHLOROFORM	53	16	0.16 J
CIS-1,2-DICHLOROETHENE	----	--	--
DICHLORODIFLUOROMETHANE	8800	1.7	2.9
ETHYLBENZENE	490	1.1	0.53
METHYL TERT-BUTYL ETHER	4700	--	--
METHYLENE CHLORIDE	2600	0.85 B	0.72 B
NAPHTHALENE	36	19 J	--
STYRENE		NA	NA
TETRACHLOROETHENE	210	64	0.41 J
TOLUENE	220000	12	2.7
TOTAL XYLENES	4400	6.2	2.2
TRANS-1,2-DICHLOROETHENE	2600	--	--
TRICHLOROETHENE	250	1.7	0.41
TRICHLOROFLUOROMETHANE		NA	NA
VINYL CHLORIDE	280	--	--

(1) Screening values derived in accordance with Draft Guidance for Evaluating the Vapor Intrusion to Indoor Air Pathway from Groundwater and Soils November 2002. Sceening values = EPA Industrial Air Screening Values ÷ 0.1 attenutation factor and correspond to a target cancer risk level of 1.0E-05.

(2) Duplicate

NA - Not analyzed.

J - Positive value is considered estimated as a result of technical noncompliance.

-- Not detected

ug/m3 - micrograms per cubic meter

Gray shaded values exceed criteria.

HISTORICAL PLOTS

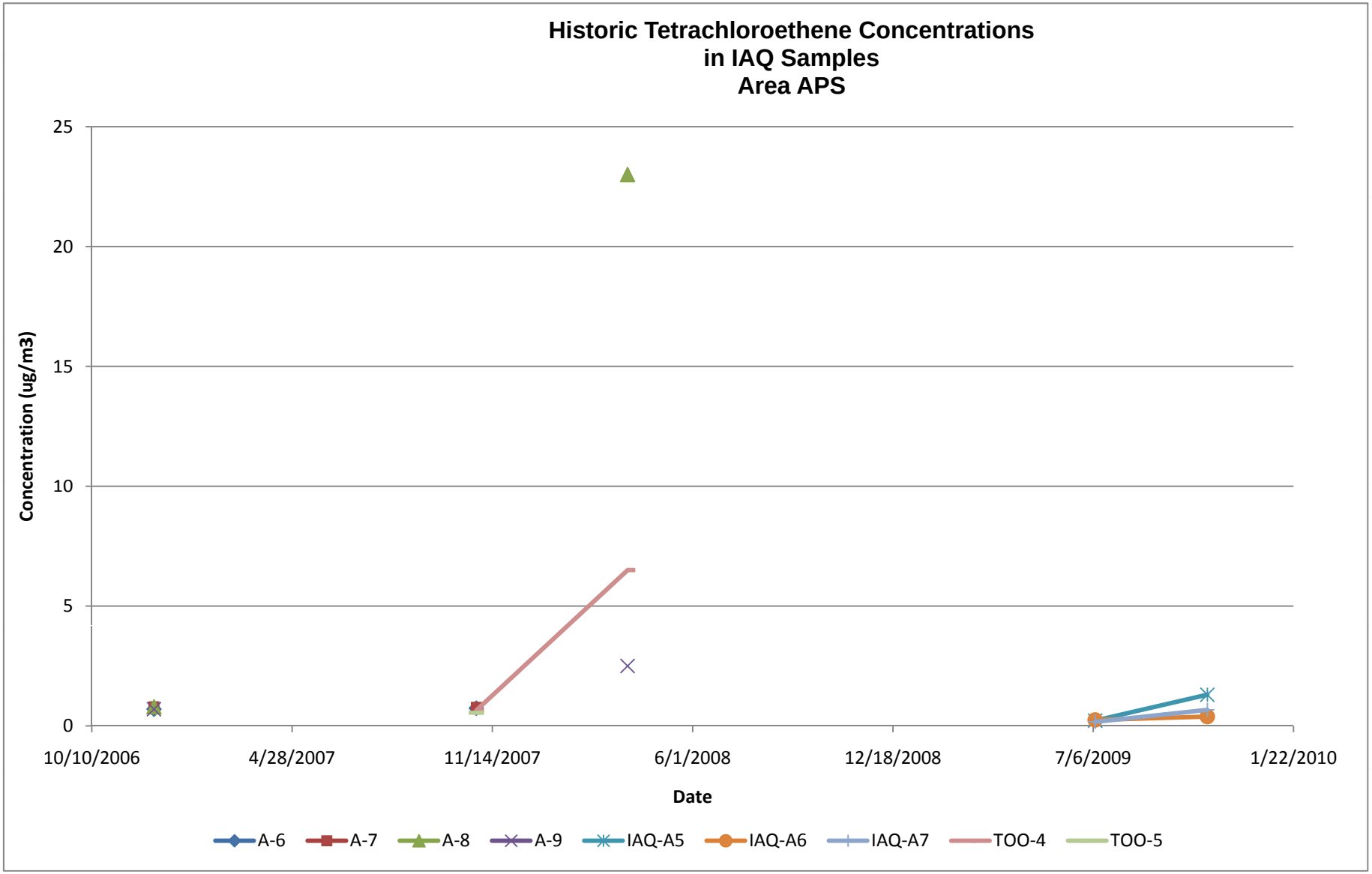
Historic Tetrachloroethene Concentrations
in IAQ Samples
Area APS
Concentration (ug/m3)
25
20
15
10
5
0
10/10/2006
4/28/2007
11/14/2007
6/1/2008
12/18/2008
7/6/2009
1/22/2010
Date
A-6
A-7
A-8
A-9
IAQ-A5
IAQ-A6
IAQ-A7
TOO-4
TOO-5

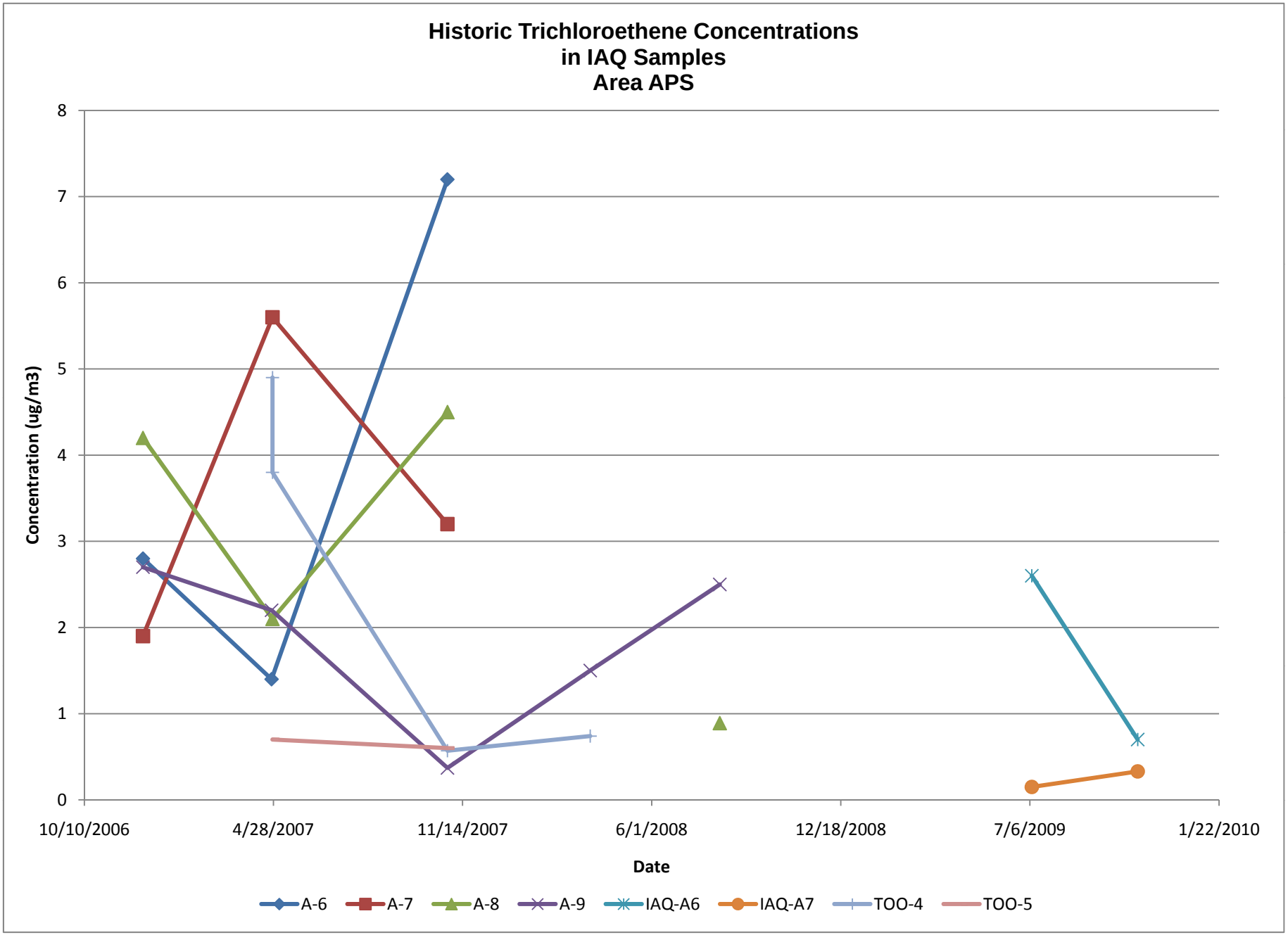
Historic Trichloroethene Concentrations
in IAQ Samples
Area APS
Concentration (ug/m3)
8
7
6
5
4
3
2
1
0
10/10/2006
4/28/2007
11/14/2007
6/1/2008
12/18/2008
7/6/2009
1/22/2010
Date
A-6
A-7
A-8
A-9
IAQ-A6
IAQ-A7
TOO-4
TOO-5

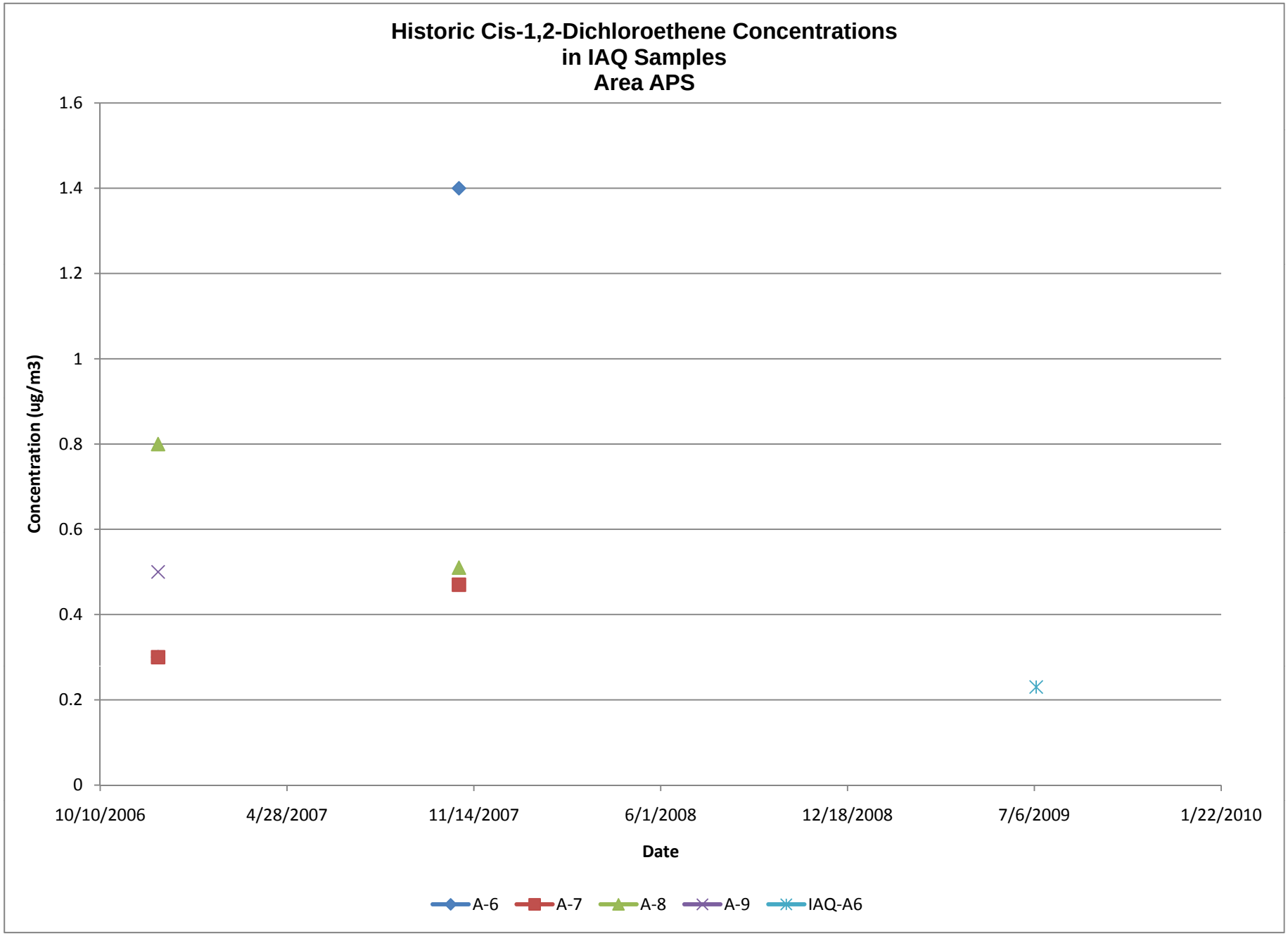
Historic Cis-1,2-Dichloroethene Concentrations
in IAQ Samples
Area APS
Concentration (ug/m3)
1.6
1.4
1.2
1
0.8
0.6
0.4
0.2
0
10/10/2006
4/28/2007
11/14/2007
6/1/2008
12/18/2008
7/6/2009
1/22/2010
Date
A-6
A-7
A-8
A-9
IAQ-A6

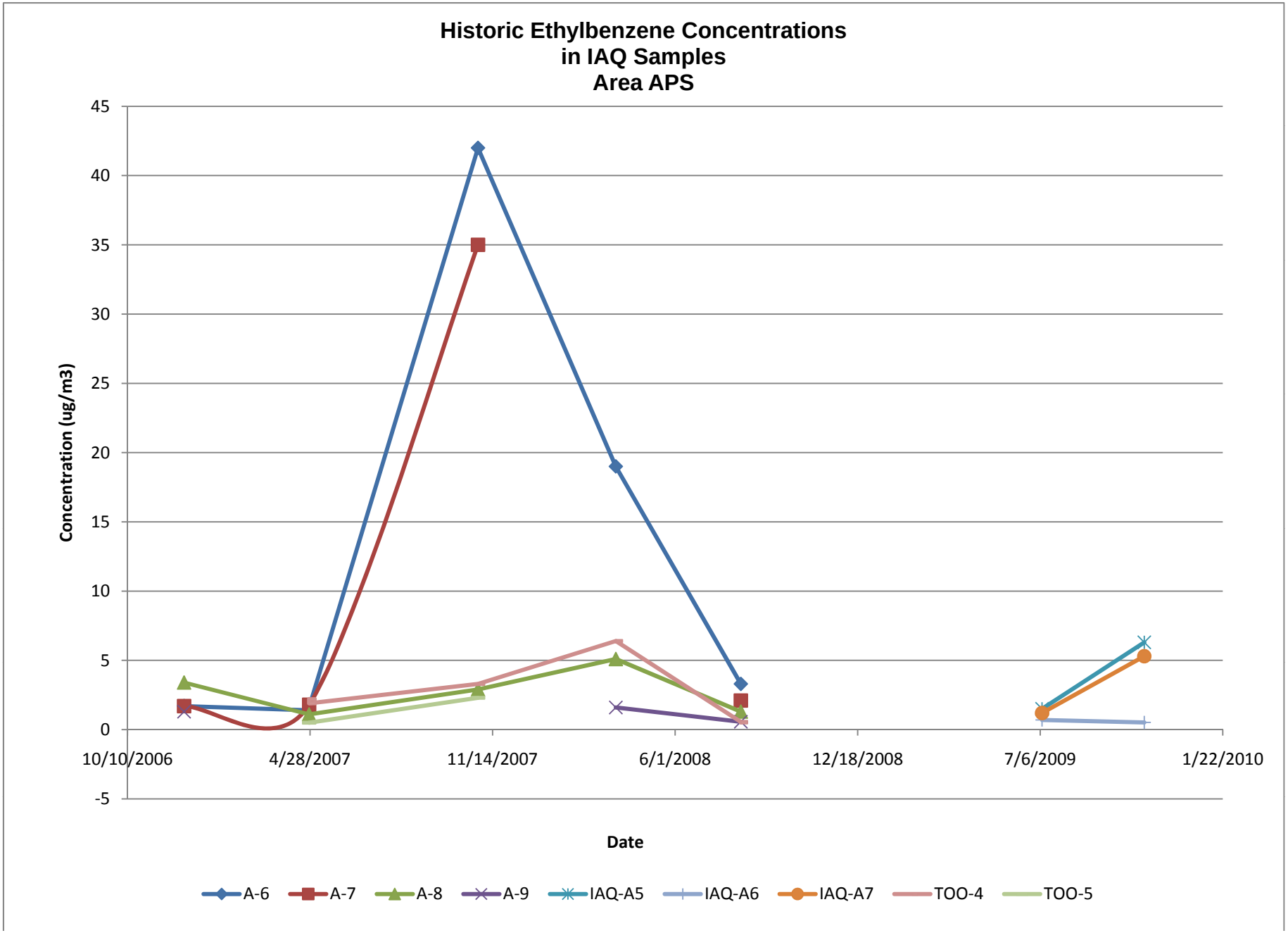
Historic Ethylbenzene Concentrations
in IAQ Samples
Area APS
Concentration (ug/m3)
45
40
35
30
25
20
15
10
5
0
-5
10/10/2006
4/28/2007
11/14/2007
6/1/2008
12/18/2008
7/6/2009
1/22/2010
Date
A-6
A-7
A-8
A-9
IAQ-A5
IAQ-A6
IAQ-A7
TOO-4
TOO-5

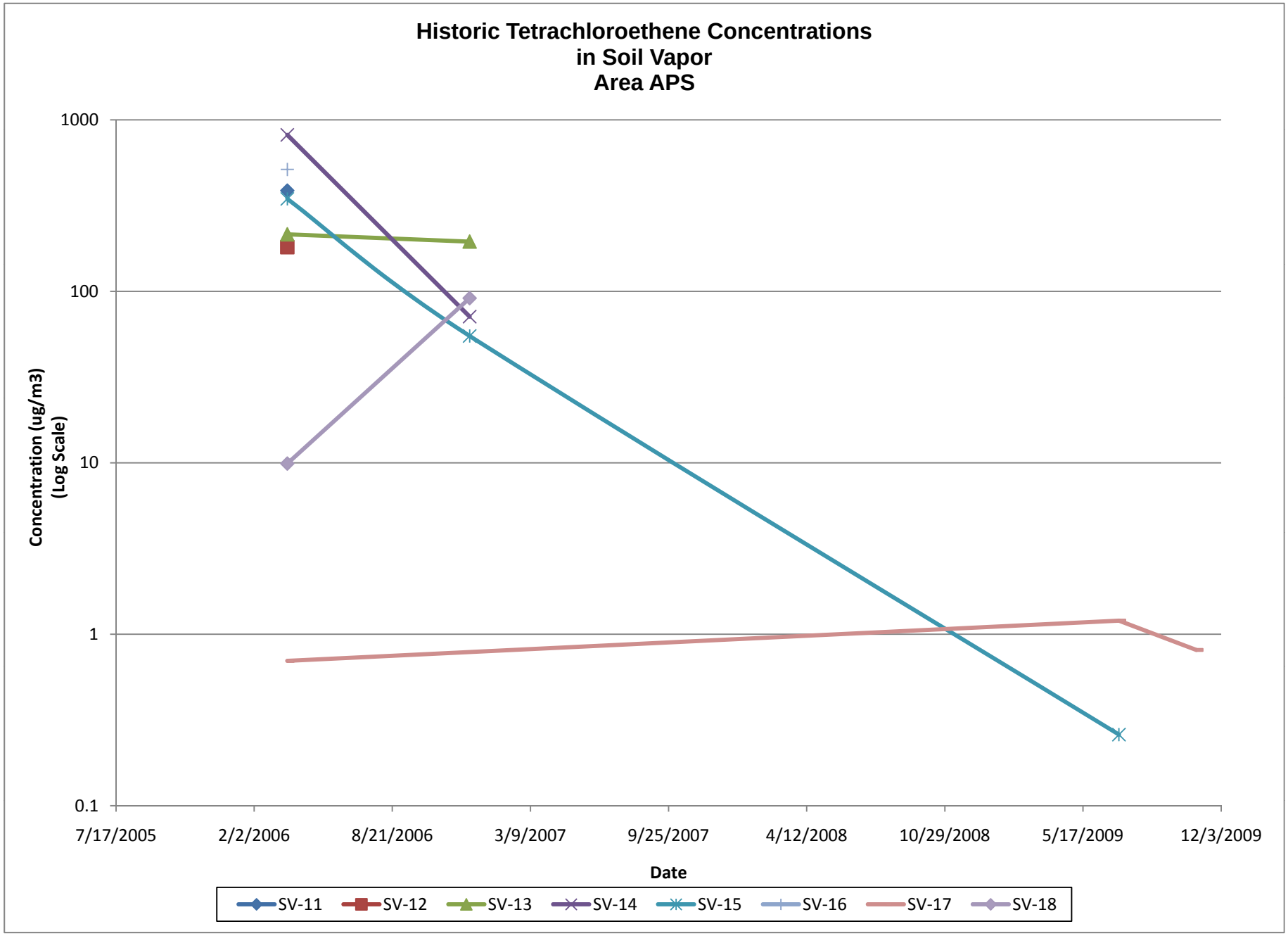
Historic Tetrachloroethene Concentrations
in Soil Vapor
Area APS
1000
100
10
1
0.1
Concentration (ug/m3)
(Log Scale)
7/17/2005
2/2/2006
8/21/2006
3/9/2007
9/25/2007
4/12/2008
10/29/2008
5/17/2009
12/3/2009
Date
SV-11
SV-12
SV-13
SV-14
SV-15
SV-16
SV-17
SV-18

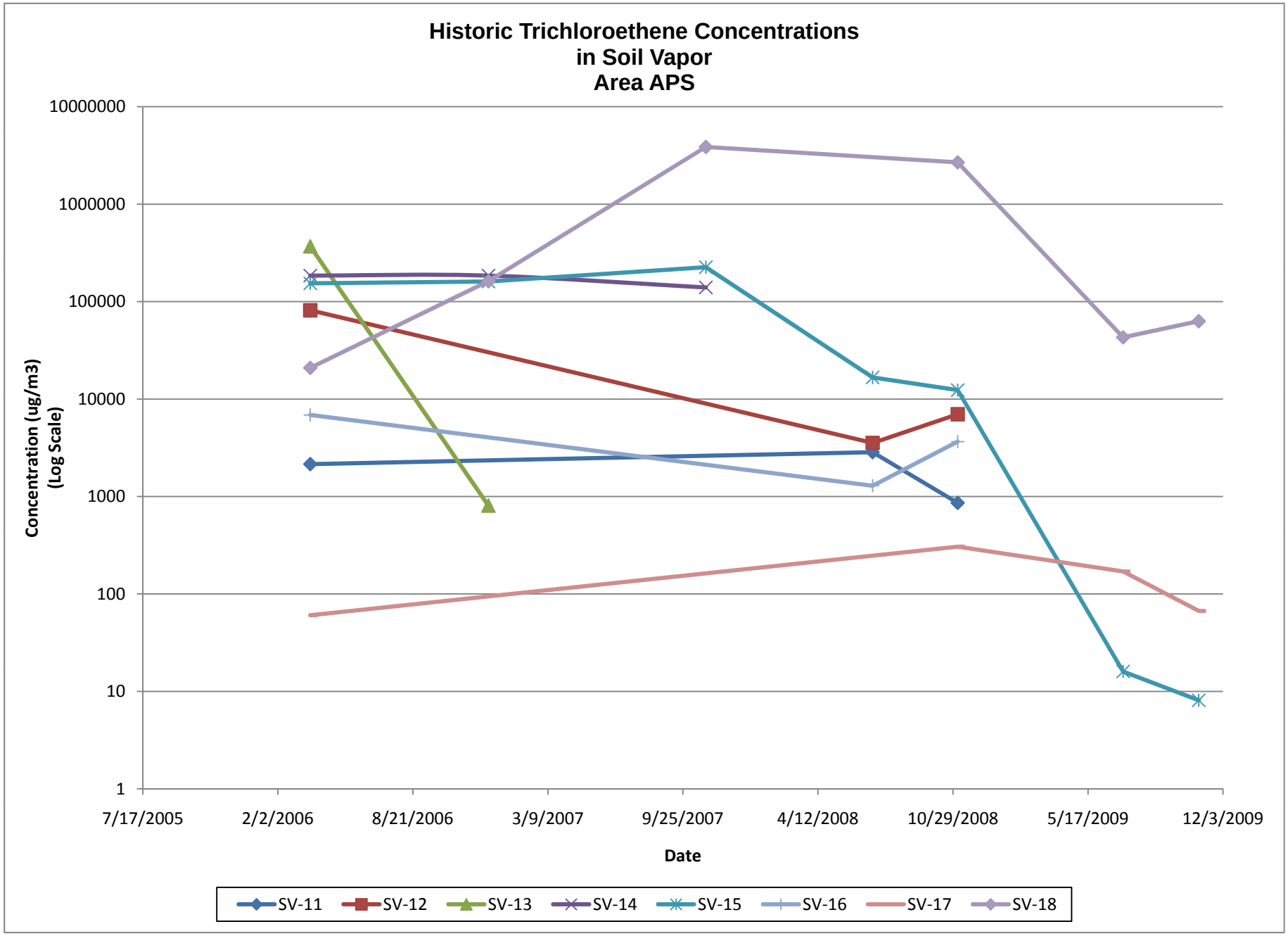
Historic Trichloroethene Concentrations
in Soil Vapor
Area APS
Concentration (ug/m3)
(Log Scale)
10000000
1000000
100000
10000
1000
100
10
1
7/17/2005
2/2/2006
8/21/2006
3/9/2007
9/25/2007
4/12/2008
10/29/2008
5/17/2009
12/3/2009
Date
SV-11
SV-12
SV-13
SV-14
SV-15
SV-16
SV-17
SV-18

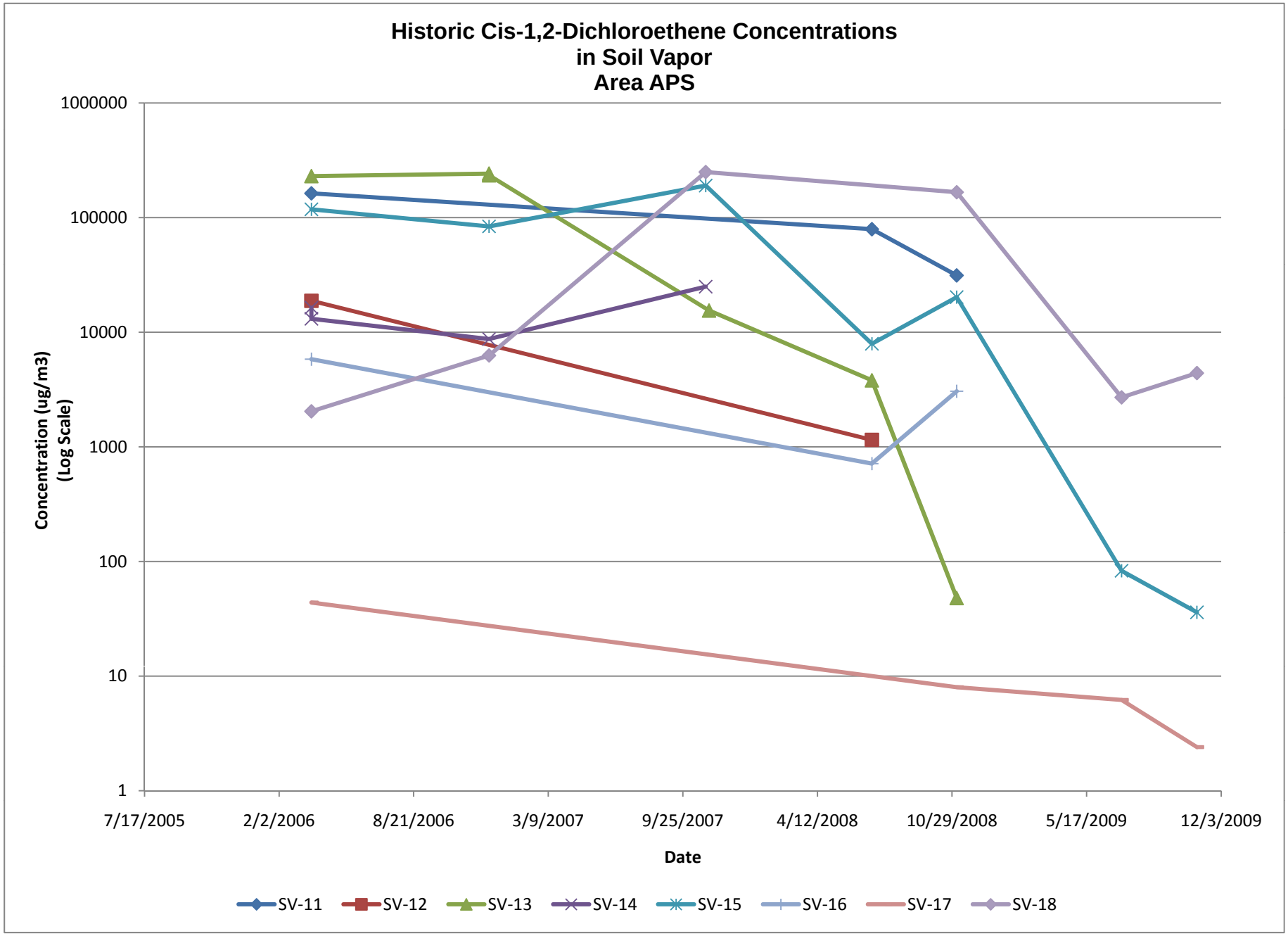
Historic Cis-1,2-Dichloroethene Concentrations
in Soil Vapor
Area APS
Concentration (ug/m3)
(Log Scale)
1000000
100000
10000
1000
100
10
1
7/17/2005
2/2/2006
8/21/2006
3/9/2007
9/25/2007
4/12/2008
10/29/2008
5/17/2009
12/3/2009
Date
SV-11
SV-12
SV-13
SV-14
SV-15
SV-16
SV-17
SV-18

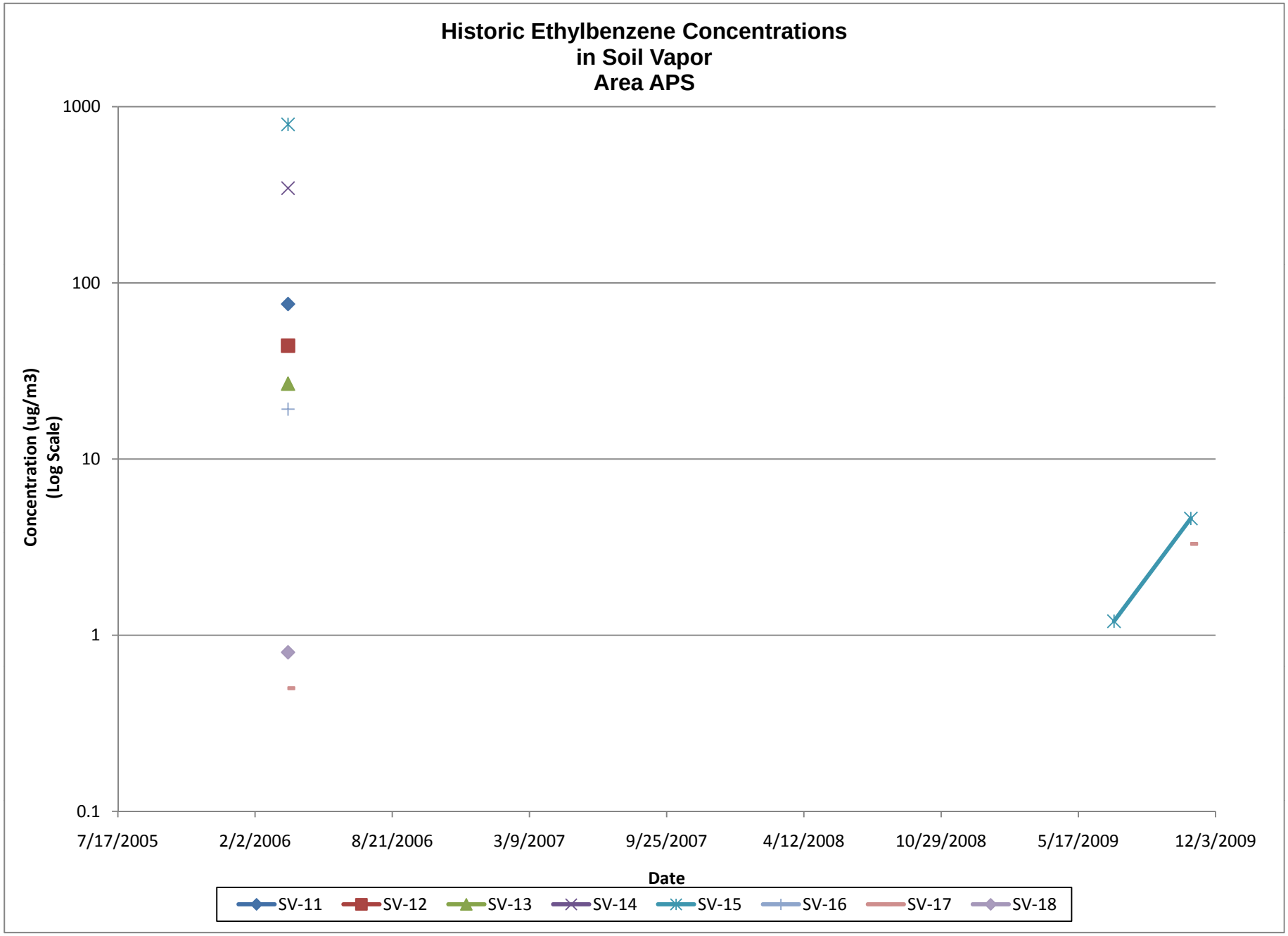
Historic Ethylbenzene Concentrations
in Soil Vapor
Area APS
1000
100
10
1
0.1
Concentration (ug/m3)
(Log Scale)
7/17/2005
2/2/2006
8/21/2006
3/9/2007
9/25/2007
4/12/2008
10/29/2008
5/17/2009
12/3/2009
Date
SV-11
SV-12
SV-13
SV-14
SV-15
SV-16
SV-17
SV-18

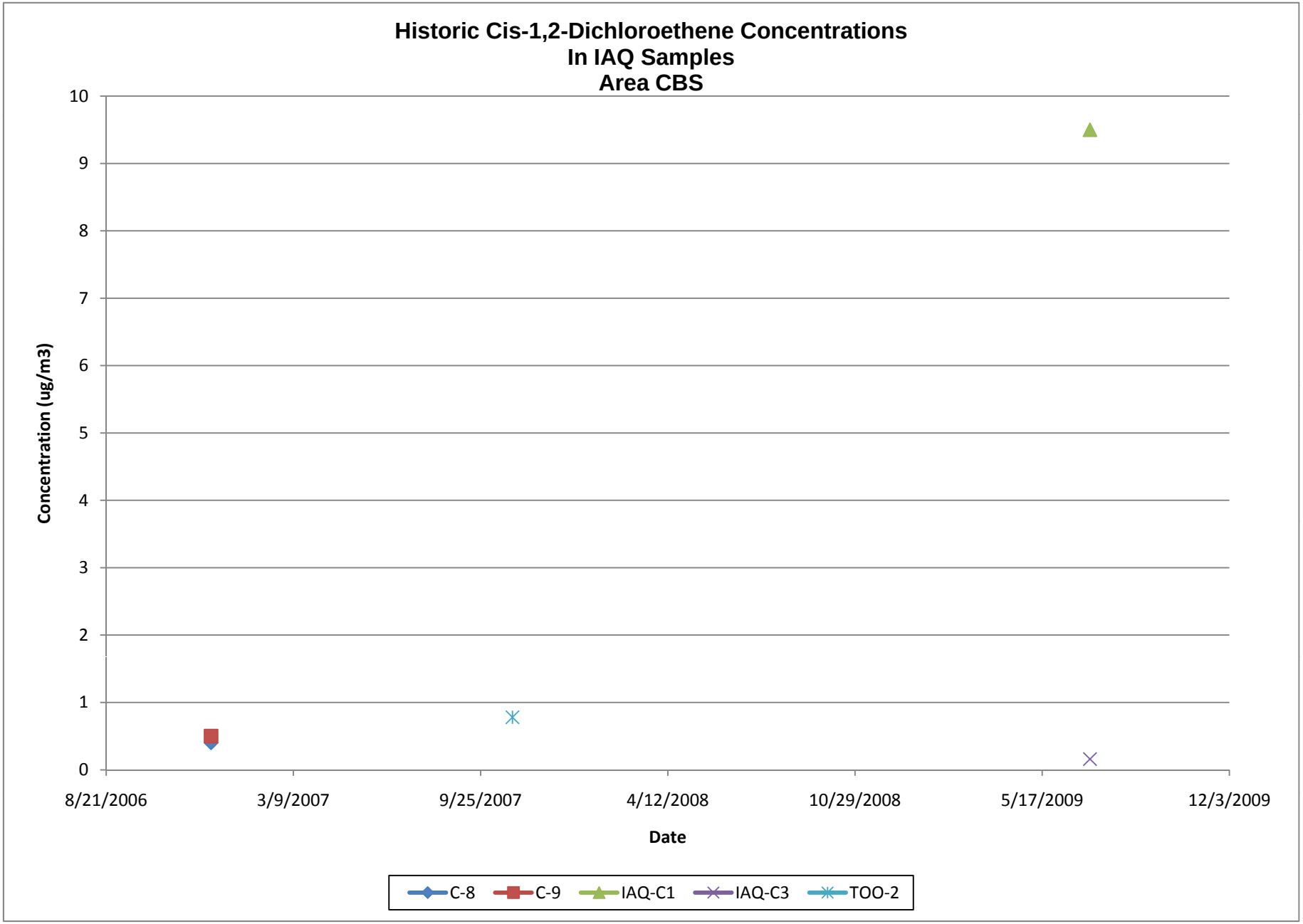
Historic Cis-1,2-Dichloroethene Concentrations
In IAQ Samples
Area CBS
Concentration (ug/m3)
10
9
8
7
6
5
4
3
2
1
0
8/21/2006
3/9/2007
9/25/2007
4/12/2008
10/29/2008
5/17/2009
12/3/2009
Date
C-8
C-9
IAQ-C1
IAQ-C3
TOO-2

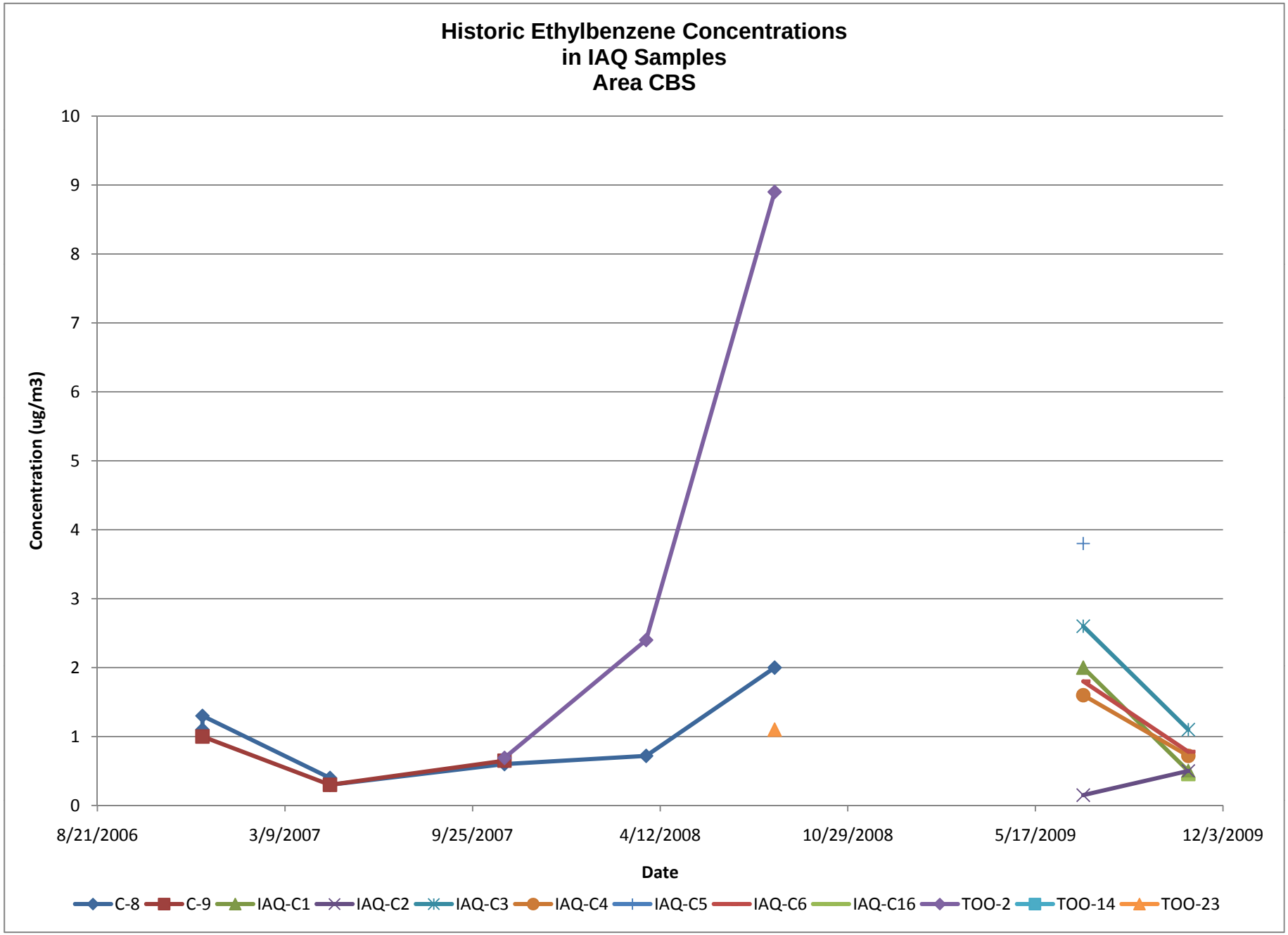
Historic Ethylbenzene Concentrations
in IAQ Samples
Area CBS
Concentration (ug/m3)
10
9
8
7
6
5
4
3
2
1
0
8/21/2006
3/9/2007
9/25/2007
4/12/2008
10/29/2008
5/17/2009
12/3/2009
Date
C-8
C-9
IAQ-C1
IAQ-C2
IAQ-C3
IAQ-C4
IAQ-C5
IAQ-C6
IAQ-C16
TOO-2
TOO-14
TOO-23

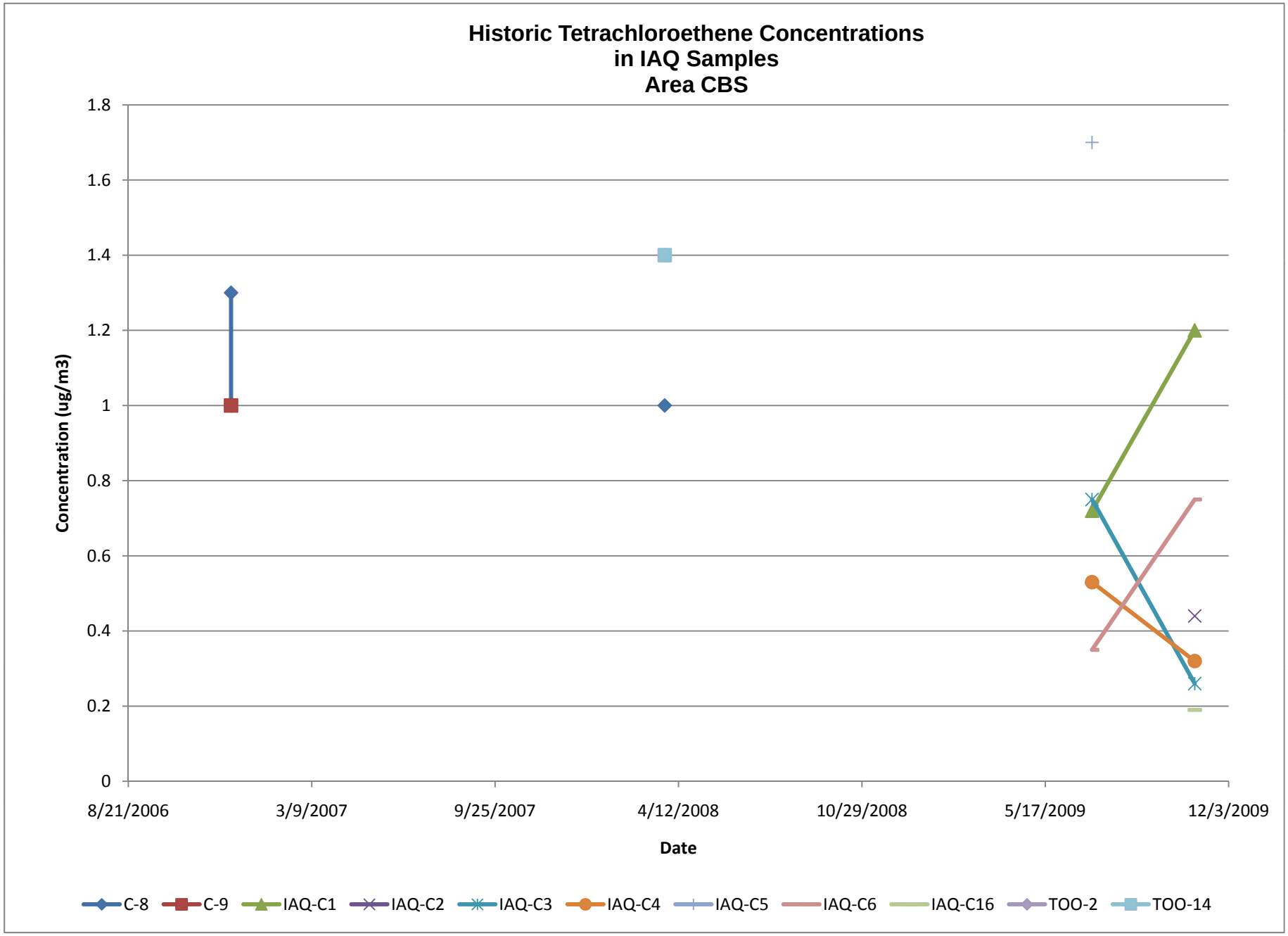
Historic Tetrachloroethene Concentrations
in IAQ Samples
Area CBS
Concentration (ug/m3)
1.8
1.6
1.4
1.2
1
0.8
0.6
0.4
0.2
0
8/21/2006
3/9/2007
9/25/2007
4/12/2008
10/29/2008
5/17/2009
12/3/2009
Date
C-8
C-9
IAQ-C1
IAQ-C2
IAQ-C3
IAQ-C4
IAQ-C5
IAQ-C6
IAQ-C16
TOO-2
TOO-14

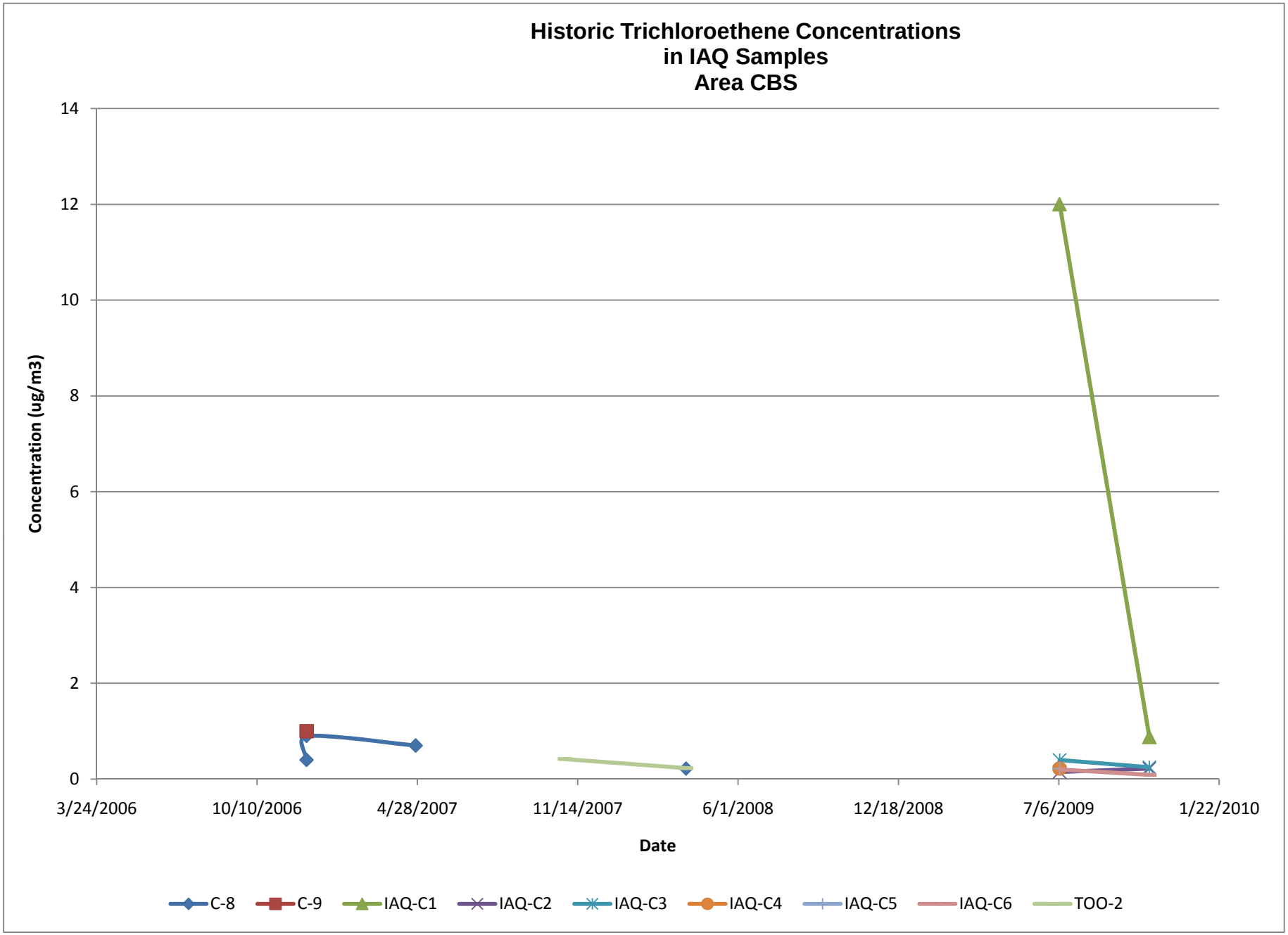
Historic Trichloroethene Concentrations
in IAQ Samples
Area CBS
Concentration (ug/m3)
14
12
10
8
6
4
2
0
3/24/2006
10/10/2006
4/28/2007
11/14/2007
6/1/2008
12/18/2008
7/6/2009
1/22/2010
Date
C-8
C-9
IAQ-C1
IAQ-C2
IAQ-C3
IAQ-C4
IAQ-C5
IAQ-C6
TOO-2

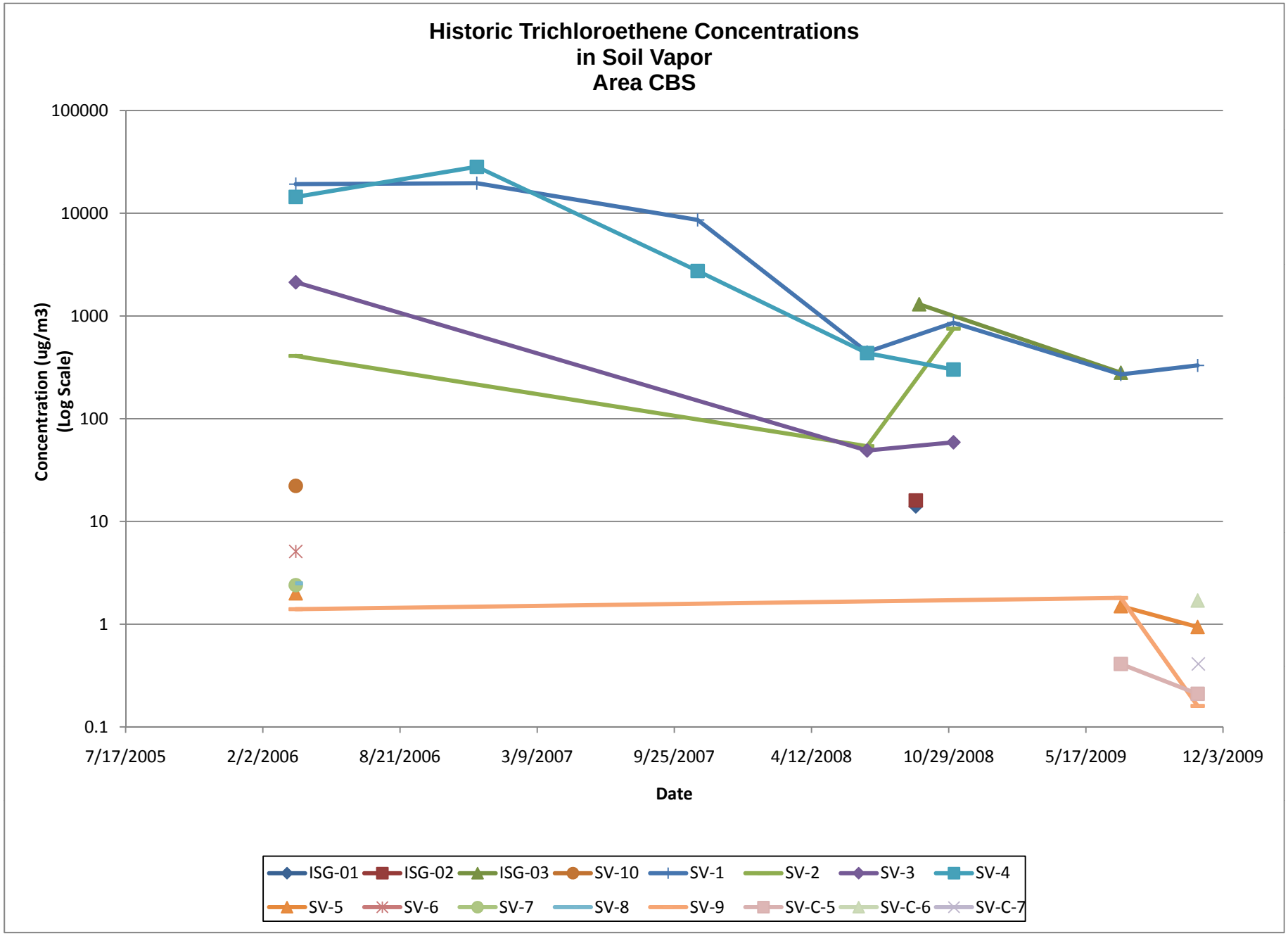
Historic Trichloroethene Concentrations
in Soil Vapor
Area CBS
Concentration (ug/m3)
(Log Scale)
100000
10000
1000
100
10
1
0.1
7/17/2005
2/2/2006
8/21/2006
3/9/2007
9/25/2007
4/12/2008
10/29/2008
5/17/2009
12/3/2009
Date
ISG-01
ISG-02
ISG-03
SV-10
SV-1
SV-2
SV-3
SV-4
SV-5
SV-6
SV-7
SV-8
SV-9
SV-C-5
SV-C-6
SV-C-7

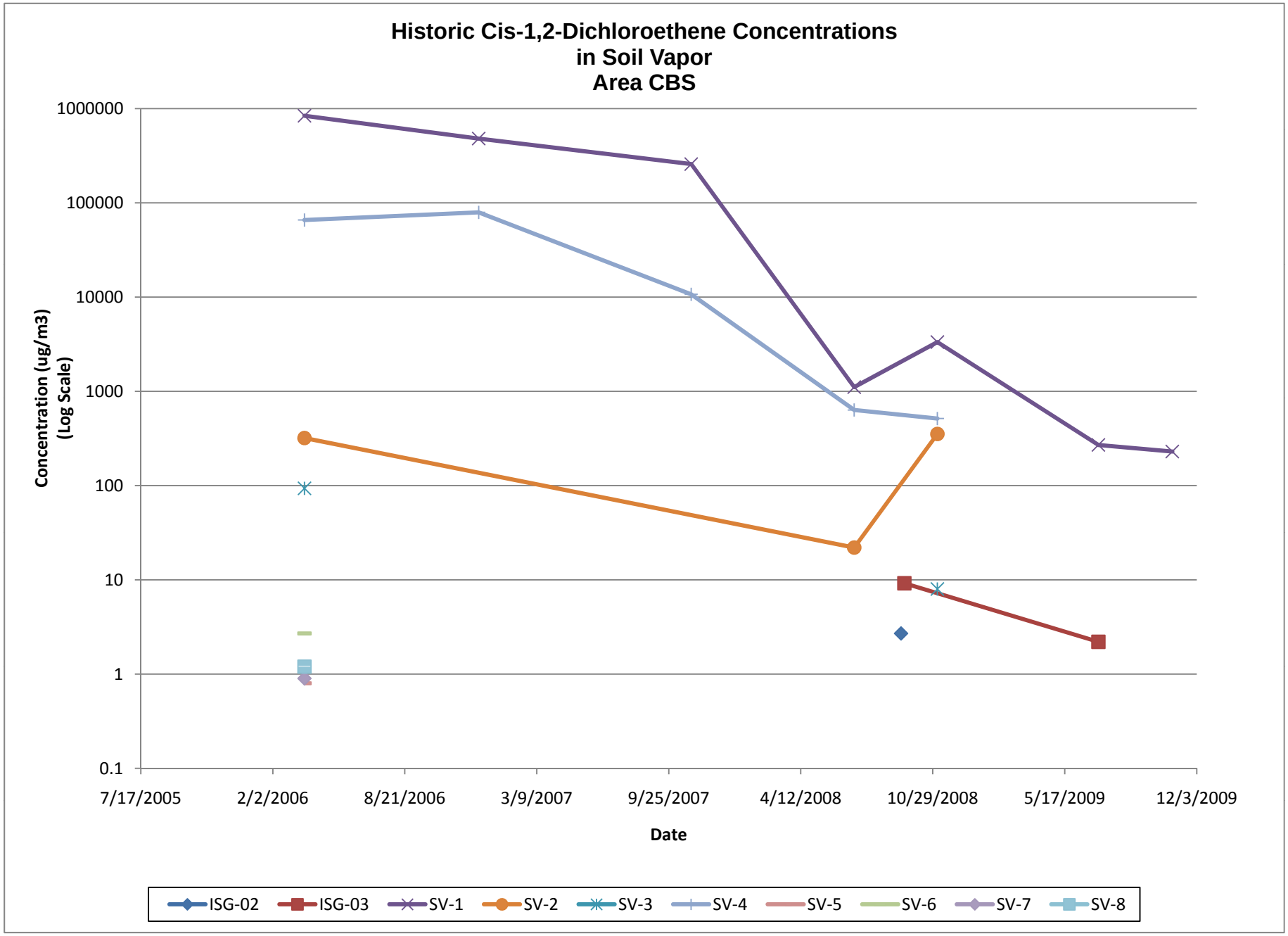
Historic Cis-1,2-Dichloroethene Concentrations
in Soil Vapor
Area CBS
Concentration (ug/m3)
(Log Scale)
1000000
100000
10000
1000
100
10
1
0.1
7/17/2005
2/2/2006
8/21/2006
3/9/2007
9/25/2007
4/12/2008
10/29/2008
5/17/2009
12/3/2009
Date
ISG-02
ISG-03
SV-1
SV-2
SV-3
SV-4
SV-5
SV-6
SV-7
SV-8

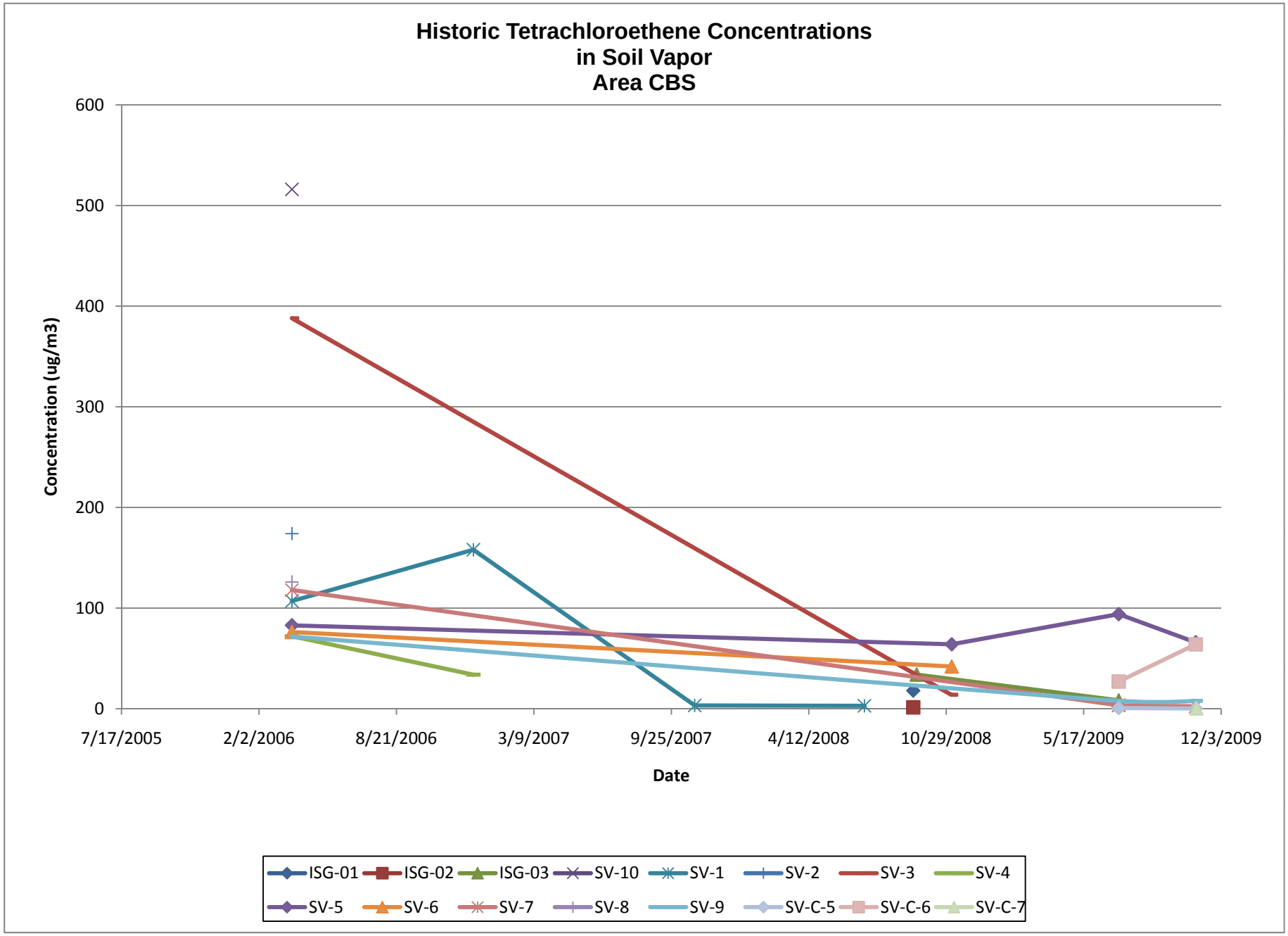
Historic Tetrachloroethene Concentrations
in Soil Vapor
Area CBS
Concentration (ug/m3)
600
500
400
300
200
100
0
7/17/2005
2/2/2006
8/21/2006
3/9/2007
9/25/2007
4/12/2008
10/29/2008
5/17/2009
12/3/2009
Date
ISG-01
ISG-02
ISG-03
SV-10
SV-1
SV-2
SV-3
SV-4
SV-5
SV-6
SV-7
SV-8
SV-9
SV-C-5
SV-C-6
SV-C-7

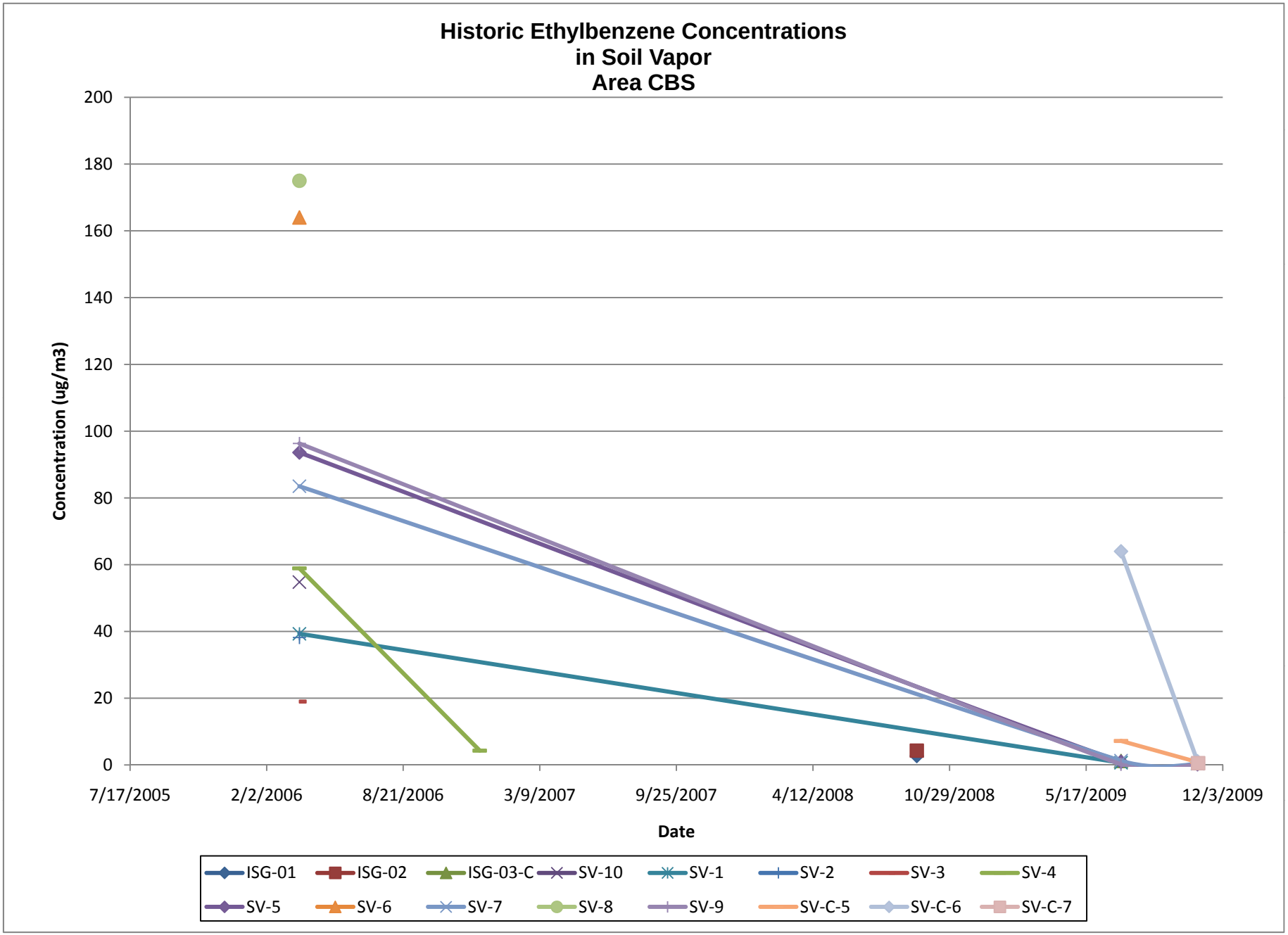
Historic Ethylbenzene Concentrations
in Soil Vapor
Area CBS
Concentration (ug/m3)
200
180
160
140
120
100
80
60
40
20
0
7/17/2005
2/2/2006
8/21/2006
3/9/2007
9/25/2007
4/12/2008
10/29/2008
5/17/2009
12/3/2009
Date
ISG-01
ISG-02
ISG-03-C
SV-10
SV-1
SV-2
SV-3
SV-4
SV-5
SV-6
SV-7
SV-8
SV-9
SV-C-5
SV-C-6
SV-C-7

APPENDIX G — SSD -SYSTEM REMEDIAL -ACTION PROGRESS REPORT

REMEDIAL ACTION PROGRESS REPORT #4

Sub-Slab Depressurization Systems
Buildings A and C
Lockheed Martin Corporation
Middle River Complex
Middle River, Maryland

Project # EESHBDF-00897_R642

Period Beginning: April 1, 2009
Period Ending: September 30, 2009

October 19, 2009

Prepared for:

LOCKHEED MARTIN

Strategic Sourcing Solutions
6801 Rockledge Drive
Bethesda, Maryland 20817

Prepared by:

Tetra Tech, Inc.
844 West Street, Suite 200
Annapolis, Maryland 21401
Telephone (410) 990-4607
Fax (410) 990-4749

TABLE OF CONTENTS

1.0 INTRODUCTION 1-1
1.1 Site Location and Background Information 1-1
1.2 SSD System Description 1-1

2.0 SITE ACTIVITIES 2-1
2.1 Weekly Monitoring 2-1
2.1.1 General System Checks 2-1
2.1.2 Vacuum Influence Monitoring 2-1
2.1.3 VOC Concentrations Monitoring 2-1
2.2 Quarterly System Checks 2-2
2.3 GAC Change-Outs 2-2
2.4 System Shutdowns 2-2
2.5 Vapor Sampling 2-3
2.6 Remediation Summary 2-3

3.0 CONCLUSIONS & RECOMMENDATIONS 3-1
3.1 System Performance 3-1
3.2 Continued Monitoring 3-1
3.3 Future Plans 3-1

FIGURES

Figure 1: SSD System Locations
Figure 2: SSD System Layout – Building A
Figure 3: SSD System Layout – Building C
Figure 4: Process and Instrumentation Diagram – Building A
Figure 5: Process and Instrumentation Diagram – Building C
Figure 6: Induced Vacuum – Building A
Figure 7: Induced Vacuum – Building C
Figure 8: Total Influent VOCs – Building A
Figure 9: Total Influent VOCs – Building C

TABLES

Table 1: Building A Pre-GAC Laboratory Data
Table 2: Building A Mid-GAC Laboratory Data
Table 3: Building A Post-GAC Laboratory Data
Table 4: Building C Pre-GAC Laboratory Data
Table 5: Building C Mid-GAC Laboratory Data
Table 6: Building C Post-GAC Laboratory Data

APPENDICES

Appendix A: System Field Data Sheets
Appendix B: Quarterly System Checks Forms
Appendix C: Spent GAC Disposal Documentation
Appendix D: Laboratory Results

1.0 INTRODUCTION

1.1 Site Location and Background Information

This report documents the monitoring activities completed from April 1 to September 30, 2009 (fifth and sixth quarters of operation) for the sub-slab depressurization (SSD) systems operating in the Building A Plating shop and the south end of the Building C Basement of the Middle River Aircraft (MRA) facilities located at Lockheed Martin Corporation's Middle River Complex in Middle River, Maryland. The locations of these systems are shown in **Figure 1**. The purpose of these remedial systems is to control and eliminate sub-slab volatile organic compounds (VOCs) thus preventing the migration of the VOCs into indoor air.

1.2 SSD System Description

The SSD system in the Building A Plating shop consist of two horizontal soil vapor extraction laterals (North Leg and South Leg), and the system in the Building C Basement consists of two vertical soil vapor extraction wells (SV-21 and SV-23). These serve as extraction points for drawing air through the sub-slab zone to stimulate volatilization of adsorbed-phase VOCs. Regenerative blower systems (one 10HP blower in Building A and two 3HP blowers in Building C) are used to draw the soil vapor from the extraction points. Following extraction, the vapors enter the moisture separator where entrained condensate droplets are removed to reduce the chance of fouling in the vapor lines and the possibility of saturating the vapor-phase carbon. The extracted vapors are treated to remove VOCs in both systems using two granular activated carbon (GAC) units prior to being discharged to the atmosphere via an exhaust stack that extends above the roof of each building. The layout of the systems is shown in **Figures 2** and **3** and the process and instrumentation diagrams are presented in **Figures 4** and **5**.

2.0 SITE ACTIVITIES

2.1 Weekly Monitoring

2.1.1 General System Checks

Biweekly site visits were conducted to monitor the performance of the SSD systems and to make necessary adjustments to increase remediation effectiveness. System field data sheets are included in **Appendix A**. The site visits/system checks included the following tasks:

1. Record the vacuum and flow velocity from each extraction point and adjust as needed to maximize induced vacuum at all monitoring points.
2. Record temperature and vacuum influent and pressure effluent near the blower.
3. Check moisture separator for condensate.
4. Check vacuum gauges, pressure gauges, piping and fittings for leaks and signs of heat stress.

2.1.2 Vacuum Influence Monitoring

Vacuum (differential versus indoor air) monitoring in points for each SSD system was also conducted during the site visits. In the Building A plating shop, the points/wells monitored were SV-11, SV-12, SV-13, SV-15, and SV-16 (**Figure 2**). In the Building C basement, SV-1, SV-2, SV-3, and SV-4 were monitored (**Figure 3**). These data are used to determine the area of system influence and to identify short-circuiting or other problems, which would be indicated by a significant drop in vacuum at the monitoring points.

Throughout the monitoring period, induced vacuum was maintained at or above 0.06 inches H_2O in all Building A monitoring points. Induced vacuum was maintained at or above 0.11 inches H_2O in the Building C monitoring points while the system was operating. See **Figures 6** and **7**.

2.1.3 VOC Concentrations Monitoring

During the site visits, VOC concentrations at the combined influent, mid-point, and effluent of the GAC units were recorded using a photo-ionization detector (PID). PID readings were taken both directly from the sample ports and from tedlar bags which were used to collect vapor samples from the same ports.

2.2 Quarterly System Checks

Quarterly system checks were completed on June 18 and September 29, 2009 and included the following tasks:

1. Visually inspect air filter and replace if necessary.
2. Inspect level, temperature, and pressure switches for fouling. Clean if necessary. Check for proper operation.
3. Measure and record amperage draw from blower.
4. Check vacuum relief valve.
5. Inspect vapor carbons for corrosion and leakage.
6. Check autodialer callout (September check only).

The quarterly system check forms are included in **Appendix B**.

2.3 GAC Change-Outs

The granular activated carbon units, each containing 200 pounds of GAC, have been replaced when the effluent concentration equals 15% of the influent concentration, taking into consideration the carbon change-out history, PID background levels, and laboratory results. During a change-out, the lag carbon canister is installed as the lead unit and a new carbon canister is installed as the lag unit. GAC change-oust were completed on April 17, June 18, and August 22, 2009 for the Building A system. GAC change-outs were completed on May 14 and August 22, 2009 for the Building C system. Spent GAC canisters from the April to June 2009 change-outs were shipped off-site for proper disposal on July 6, 2009 by Siemens Water Technologies Corporation. The non-hazardous manifest is included in **Appendix C**.

2.4 System Shutdowns

Both the Building A and Building C systems ran without any issues between April and September 2009. The only automatic system shutdown due to an alarm condition was on August 28, 2009 in Building C; the high liquid level alarm was triggered due to 40 gallons of water in the moisture separator knockout tank. The water was transferred to the designated drum and the system restarted on August 28, 2009. The systems were briefly shut down for GAC change outs at both systems, draining the moisture separator knockout tank (Building C, June 16 to June 17, 2009), switching operation to blower C2 (Building C, July 2 to 6, 2009), and system upgrades completed on September 2, 2009. The system upgrades are detailed in the following section.

2.5 System Upgrades

The following system upgrades were completed during the reporting period:

1. For both the Building A and Building C systems, added a second valve at each sample tap, purchased locks and locked out valves; installed emergency contact information signs, and installed plugs in flow measurement points on August 14, 2009.
2. Added PVC elbows at GAC connections at both systems on August 22, 2009.
3. Added a low pressure switch to the Building A system on August 28, 2009 and connected it to the control panel to provide alarm and system shutdown for alarm condition.
4. Added a low vacuum switch to the Building C system on August 28, 2009 and connected it to the control panel to provide alarm and system shutdown for alarm condition.
5. For both systems, purchased and installed valve tags on August 29, 2009.
6. At both systems, provided a wireless transmitter and digital antenna, and installed and programmed an autodialer on August 28 and September 2, 2009.
7. Replaced worm clamps with banding on September 11, 2009.

The O&M manuals were revised in September 2009 to include temperature switch testing protocol, standard operating procedure (SOP) for handling the water removed from the moisture separator knockout tank, SOP for GAC drum acceptance, SOP for autodialer battery replacement, revised process and instrumentation diagrams with valve IDs, and new equipment cut sheets. A Remediation Contingency Plan/Emergency Response Plan (RCP/ERP) including possible water line break in the area of the SSD systems and other potential emergencies related to the SSD systems including notifications was also added as an attachment to the revised O&M manuals.

2.6 Vapor Sampling

Pre-GAC, Mid-GAC and Post-GAC vapor samples from both systems were collected on April 17, May 20, June 23, July 23, August 28, and September 28, 2009. Vapor samples were collected directly from the sample ports using 1-liter summa canisters. All samples were analyzed by TestAmerica Laboratories in Baltimore, Maryland for VOCs by EPA Method TO-15 and the results are included in **Appendix D**.

2.7 Remediation Summary

Continuous operation of the SSD systems in Building A plating shop and the Building C basement began on March 31, 2008. Based on pilot test results, extraction points in Building A were set to

maximize vacuum at a total flow of about 100 standard cubic feet per minute (SCFM) and, Building C extraction points were open to allow approximately 25 to 30 SCFM each. Initially, in Building A, flow from the north leg has been kept slightly higher than that of the south leg due to its greater length.

Since system start-up on March 31, 2008, total VOCs have decreased from 94,310 µg/m^3 to 2,183 µg/m^3 or 97.7% in the Building A system influent and from 31,170 µg/m3 to 165 µg/m^3 or 99.5% in Building C. VOCs trends are shown in **Tables 1** through **6** and **Figures 8** and **9**. Individual VOC percentages have remained relatively consistent at both systems. In the Building A system, 1,1,1-Trichloroethane and Trichloroethene have typically each accounted for 35 to 50% of the total influent VOCs. In the Building C system, cis-1,2-Dichloroethene has typically been about 50% to 70% of total VOCs.

The reported concentrations were used to calculate mass removal rates for the period of April to September 2009. For the Building A SSD system, mass removal rates ranged from 0.025 to 0.056 lbs/day VOCs. The total VOC mass removed in Building A was approximately 8.07 pounds for a cumulative removal total of 41.21 pounds. Mass removal rates for the Building C SSD fluctuated from 0.0009 lbs/day to 0.005 lbs/day. The total VOC mass removed in Building C was approximately 0.38 pounds for a cumulative removal total of 3.34 pounds. The VOC mass removal is far lower than levels requiring MDE permitting (20 lbs/day VOCs, 20 lbs/yr vinyl chloride) even without treatment.

3.0 CONCLUSIONS & RECOMMENDATIONS

3.1 System Performance

The systems are performing as designed. Each system has induced vacuum influence over an approximate 100-foot by 100-foot area encompassing all the monitoring points with VOCs at relatively elevated levels. The systems have removed VOC mass and treated emissions with GAC. During the first six quarters of system operation, 13 200-pound GAC units were used for the Building A system and six units for the Building C system. Approximately 63 pounds of GAC have been used per pound of VOC removed by the Building A system and 360 pounds of GAC used per pound of VOC removed by the Building C system. Note that GAC removal efficiency is reduced as vapor concentrations decrease. Influent VOC concentrations have decreased significantly since system startup on March 31, 2008 with fluctuations within the decreasing trend (see **Figures 8** and **9**).

3.2 Continued Monitoring

Biweekly system monitoring and monthly vapor samples will continue in the next two quarters (seventh and eighth quarters) of operation in the Building A plating shop and Building C basement. GAC change-outs will occur when the mid-GAC laboratory result reaches 15% of the influent reading. Quarterly system checks will be completed in December 2009 and March 2010.

3.3 Future Plans

The effectiveness and need for the SSD systems will be evaluated with vapor sampling data and possibly with further analysis of attenuation from sub-slab to indoor air. Identification and elimination of the sub-slab vapor sources (groundwater and/or soil impacts) to further reduce influent concentrations may also be considered. Additional vacuum monitoring points may be installed to better delineate the extent of system influence beyond existing points. Transducers may be used to monitor vacuum influence at select points on select days to provide information on vacuum influence variability. The current plan is that the systems will be run continuously to maintain the barrier to vapor migration. We will be alerted to any system shutdown by the system autodialer and will restart the system as soon as possible.

FIGURES

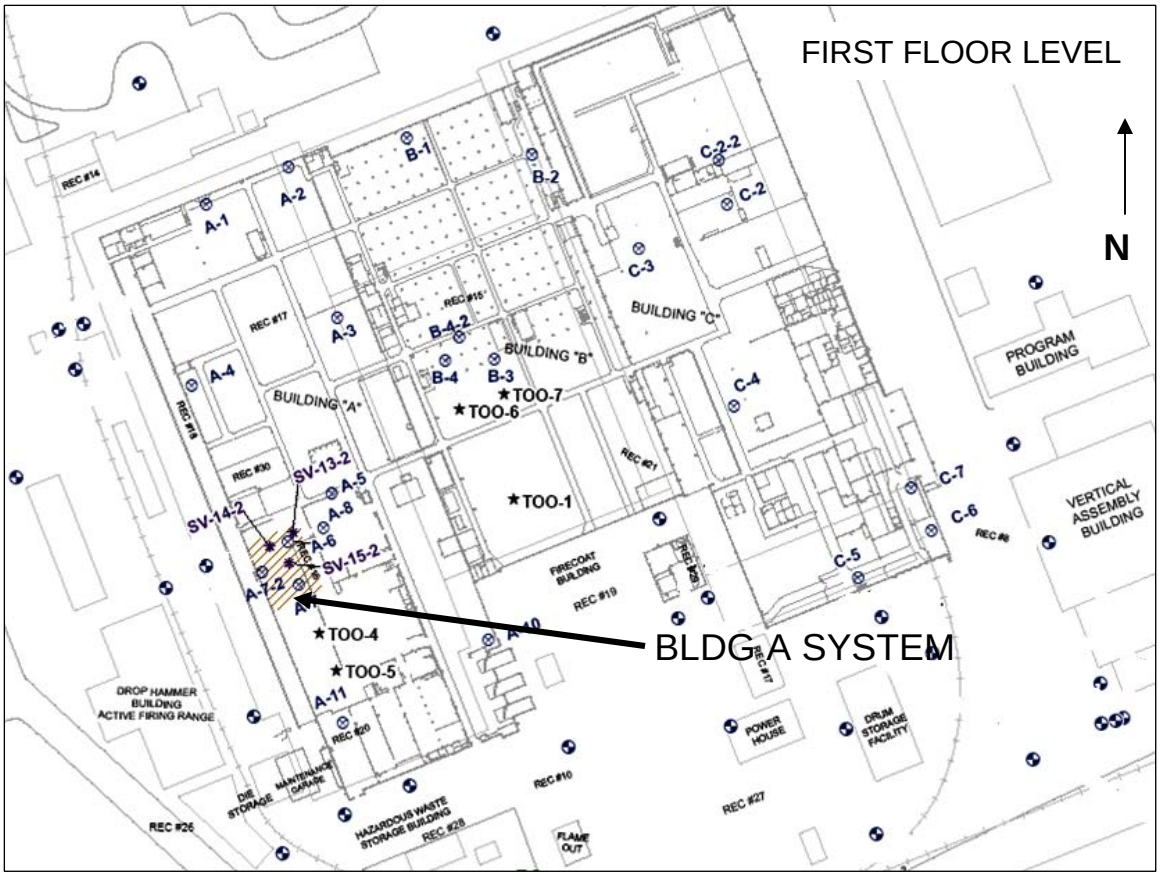

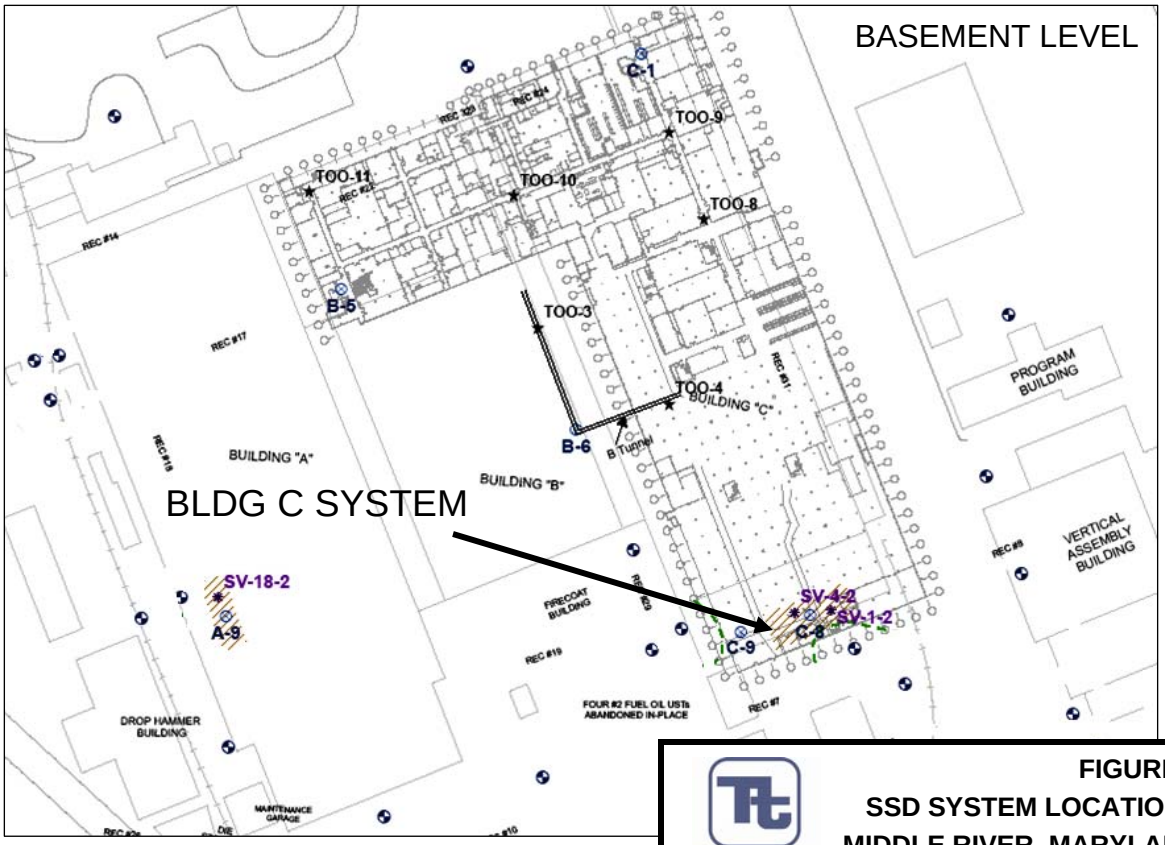

TETRA TECH, INC.

FIGURE 1
SSD SYSTEM LOCATIONS
MIDDLE RIVER, MARYLAND

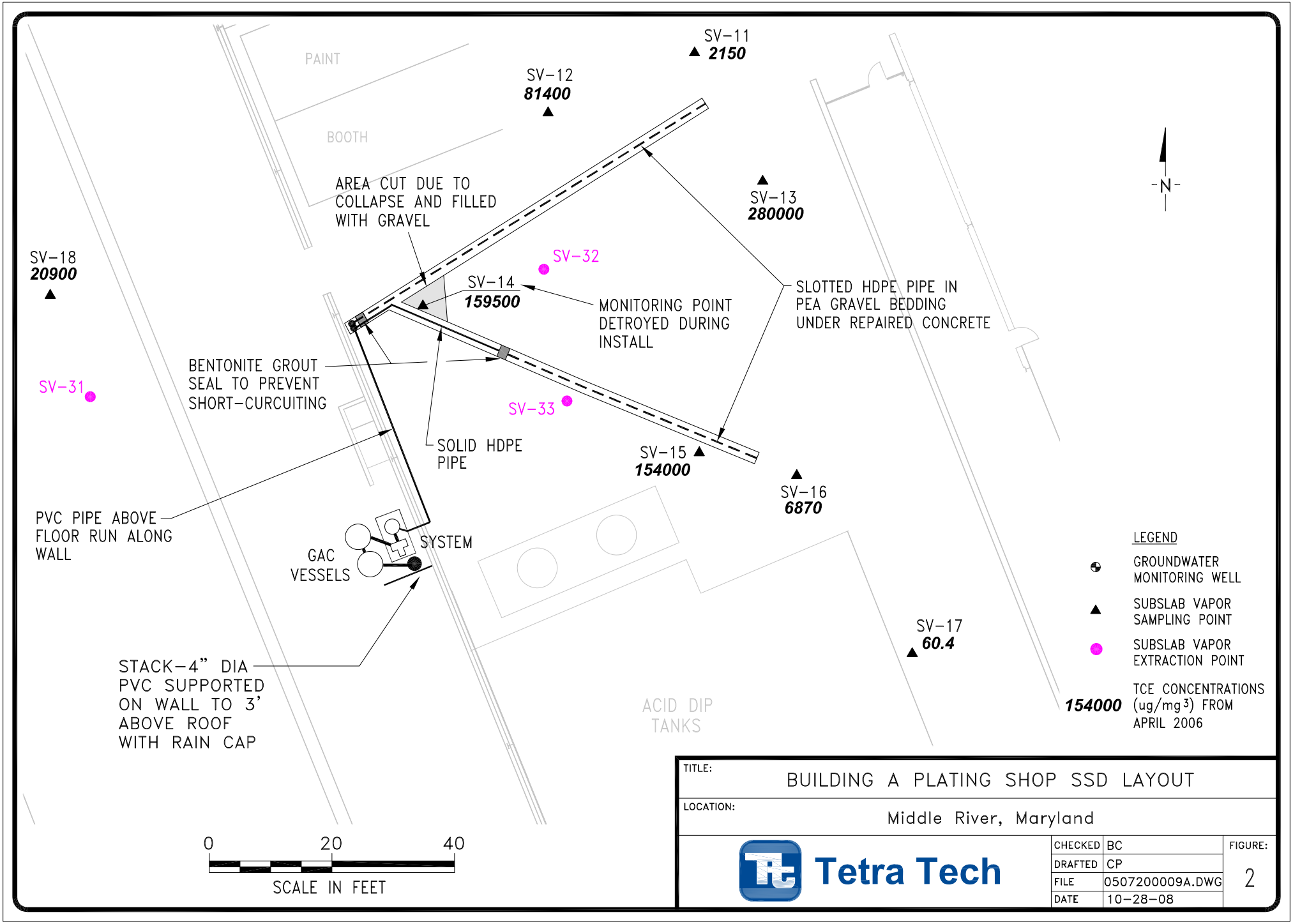
PAINT
BOOTH
SV-11
2150
SV-12
81400
SV-13
280000
SV-14
159500
SV-15
154000
SV-16
6870
SV-17
60.4
SV-18
20900
SV-31
SV-32
SV-33
AREA CUT DUE TO COLLAPSE AND FILLED WITH GRAVEL
MONITORING POINT DETROYED DURING INSTALL
SLOTTED HDPE PIPE IN PEA GRAVEL BEDDING UNDER REPAIRED CONCRETE
BENTONITE GROUT SEAL TO PREVENT SHORT-CURCUITING
SOLID HDPE PIPE
PVC PIPE ABOVE FLOOR RUN ALONG WALL
GAC VESSELS
SYSTEM
STACK-4" DIA PVC SUPPORTED ON WALL TO 3' ABOVE ROOF WITH RAIN CAP
ACID DIP TANKS
N
LEGEND
GROUNDWATER MONITORING WELL
SUBSLAB VAPOR SAMPLING POINT
SUBSLAB VAPOR EXTRACTION POINT
154000 TCE CONCENTRATIONS (ug/mg3) FROM APRIL 2006
0 20 40
SCALE IN FEET
TITLE: BUILDING A PLATING SHOP SSD LAYOUT
LOCATION: Middle River, Maryland
Tetra Tech
CHECKED BC
DRAFTED CP
FILE 0507200009A.DWG
DATE 10-28-08
FIGURE: 2

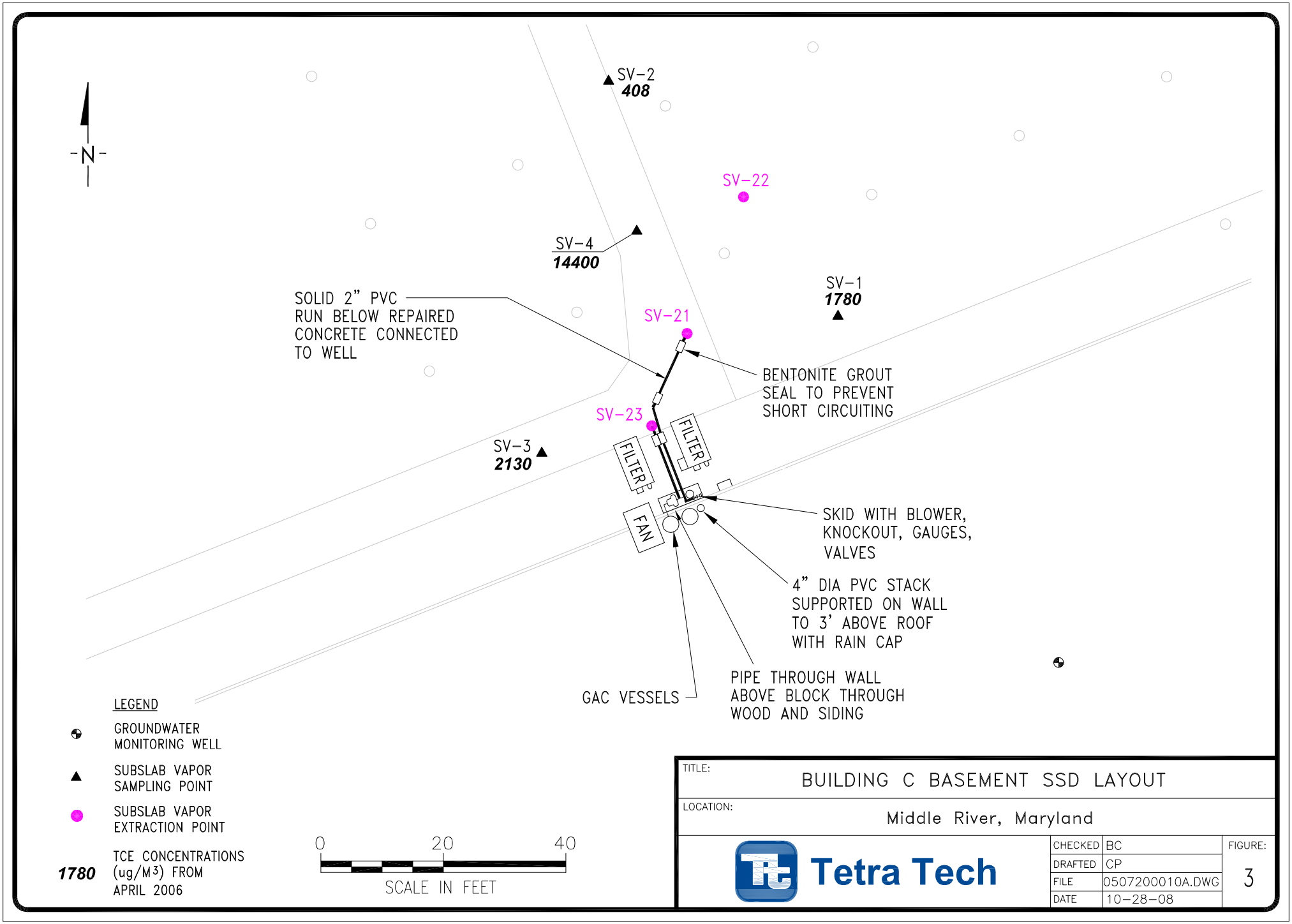
N
SV-2
408
SV-22
SV-4
14400
SV-1
1780
SOLID 2" PVC RUN BELOW REPAIRED CONCRETE CONNECTED TO WELL
SV-21
BENTONITE GROUT SEAL TO PREVENT SHORT CIRCUITING
SV-23
SV-3
2130
FILTER
FILTER
FAN
SKID WITH BLOWER, KNOCKOUT, GAUGES, VALVES
4" DIA PVC STACK SUPPORTED ON WALL TO 3' ABOVE ROOF WITH RAIN CAP
PIPE THROUGH WALL ABOVE BLOCK THROUGH WOOD AND SIDING
GAC VESSELS
LEGEND
GROUNDWATER MONITORING WELL
SUBSLAB VAPOR SAMPLING POINT
SUBSLAB VAPOR EXTRACTION POINT
1780
TCE CONCENTRATIONS (ug/M3) FROM APRIL 2006
0
20
40
SCALE IN FEET
TITLE:
BUILDING C BASEMENT SSD LAYOUT
LOCATION:
Middle River, Maryland
Tetra Tech
CHECKED BC
DRAFTED CP
FILE 0507200010A.DWG
DATE 10-28-08
FIGURE:
3

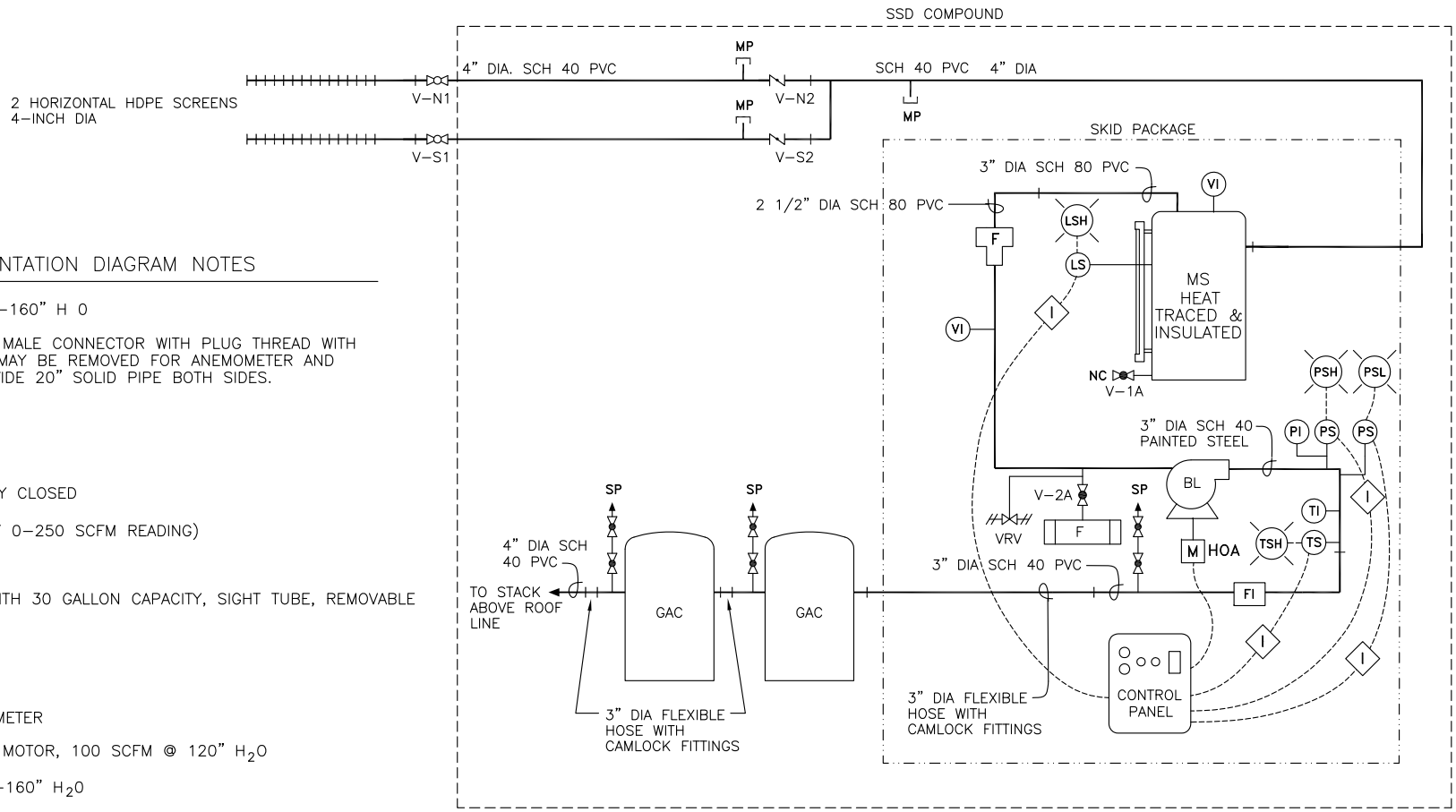

PROCESS AND INSTRUMENTATION DIAGRAM NOTES

VI	VACUUM INDICATOR – 0–160" H 0
MP	MEASURING POINT 1/4" MALE CONNECTOR WITH PLUG THREAD WITH TEFLON TAPE. FITTING MAY BE REMOVED FOR ANEMOMETER AND VACUUM READINGS PROVIDE 20" SOLID PIPE BOTH SIDES.
	BUTTERFLY VALVE
	BALL VALVE
	BALL VALVE – NORMALLY CLOSED
FI	FLOW INDICATOR (DIRECT 0–250 SCFM READING)
F	INLET AIR FILTER
MS	MOISTURE SEPARATOR WITH 30 GALLON CAPACITY, SIGHT TUBE, REMOVABLE TOP, DRAIN VALVE
LS	LEVEL SWITCH
VRV	VACUUM RELIEF VALVE
SP	SAMPLE PORT 1/4" DIAMETER
BL	ROTRON DR833, 10 HP MOTOR, 100 SCFM @ 120" H_2O
PI	PRESSURE INDICATOR 0–160" H_2O
TS	TEMPERATURE SWITCH
GAC	GRANULAR ACTIVATED CARBON VAPOR TREATMENT (SIEMENS VENT SCRUB 200)
TI	TEMPERATURE INDICATOR 0–250° F
PS	PRESSURE SWITCH (LOW AND HIGH)
V–N1	PROCESS VALVE LABELS
HOA	PANEL MOUNTED HAND/OFF/AUTO SWITCH FOR BLOWER
I	INTERLOCK BLOWER SHUTDOWN
	LOCALLY MOUNTED INSTRUMENT
	PANEL ALARM LIGHT
H	HIGH
L	LOW

TITLE: BUILDING A SYSTEM PROCESS AND INSTRUMENTATION DIAGRAM

LOCATION: Middle River, Maryland

Tetra Tech

CHECKED	PR	FIGURE:
DRAFTED	CP	4
FILE	0512038001A.DWG	
DATE	8–31–09	

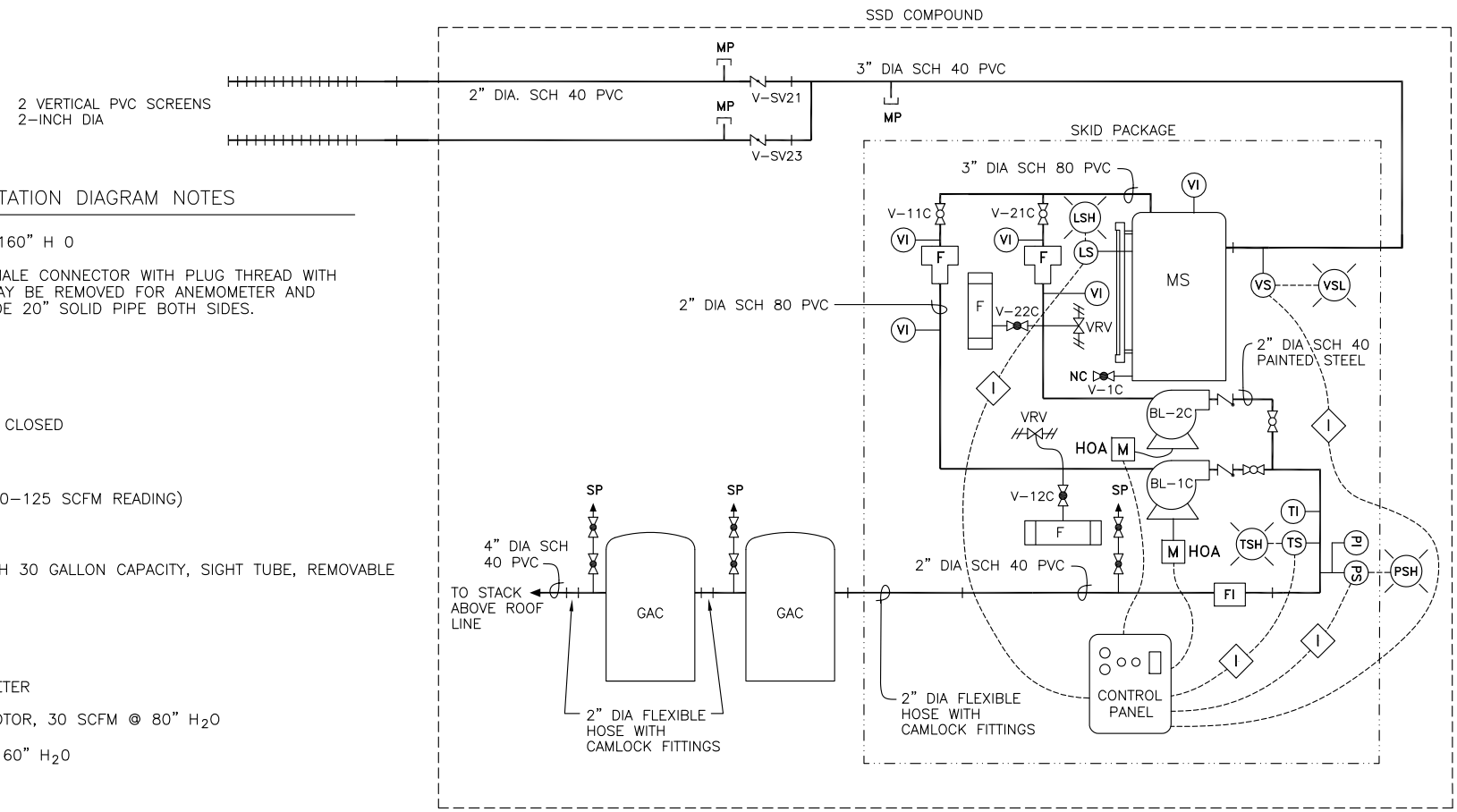

PROCESS AND INSTRUMENTATION DIAGRAM NOTES

VI	VACUUM INDICATOR – 0–160" H 0
MP	MEASURING POINT 1/4" MALE CONNECTOR WITH PLUG THREAD WITH TEFLON TAPE. FITTING MAY BE REMOVED FOR ANEMOMETER AND VACUUM READINGS PROVIDE 20" SOLID PIPE BOTH SIDES.
	BUTTERFLY VALVE
	BALL VALVE
	BALL VALVE – NORMALLY CLOSED
	CHECK VALVE
FI	FLOW INDICATOR (DIRECT 0–125 SCFM READING)
F	INLET AIR FILTER
MS	MOISTURE SEPARATOR WITH 30 GALLON CAPACITY, SIGHT TUBE, REMOVABLE TOP, DRAIN VALVE
LS	LEVEL SWITCH
VRV	VACUUM RELIEF VALVE
SP	SAMPLE PORT 1/4" DIAMETER
BL	ROTRON DR523, 3 HP MOTOR, 30 SCFM @ 80" H_2O
PI	PRESSURE INDICATOR 0–160" H_2O
TS	TEMPERATURE SWITCH
GAC	GRANULAR ACTIVATED CARBON VAPOR TREATMENT (SIEMENS VENT SCRUB 200)
TI	TEMPERATURE INDICATOR 0–250° F
PS	PRESSURE SWITCH (HIGH)
VS	VACUUM SWITCH (LOW)
V–SV21	PROCESS VALVE LABELS
HOA	PANEL MOUNTED HAND/OFF/AUTO SWITCH FOR BLOWER
I	INTERLOCK BLOWER SHUTDOWN
	LOCALLY MOUNTED INSTRUMENT
	PANEL ALARM LIGHT
H	HIGH
L	LOW

TITLE:

BUILDING C SYSTEM PROCESS AND INSTRUMENTATION DIAGRAM

LOCATION: Middle River, Maryland

Tetra Tech

CHECKED	PR	FIGURE:
DRAFTED	CP	5
FILE	0512038002A.DWG	
DATE	8–31–09	

FIGURE 6
INDUCED VACUUM
BUILDING A SSD SYSTEM

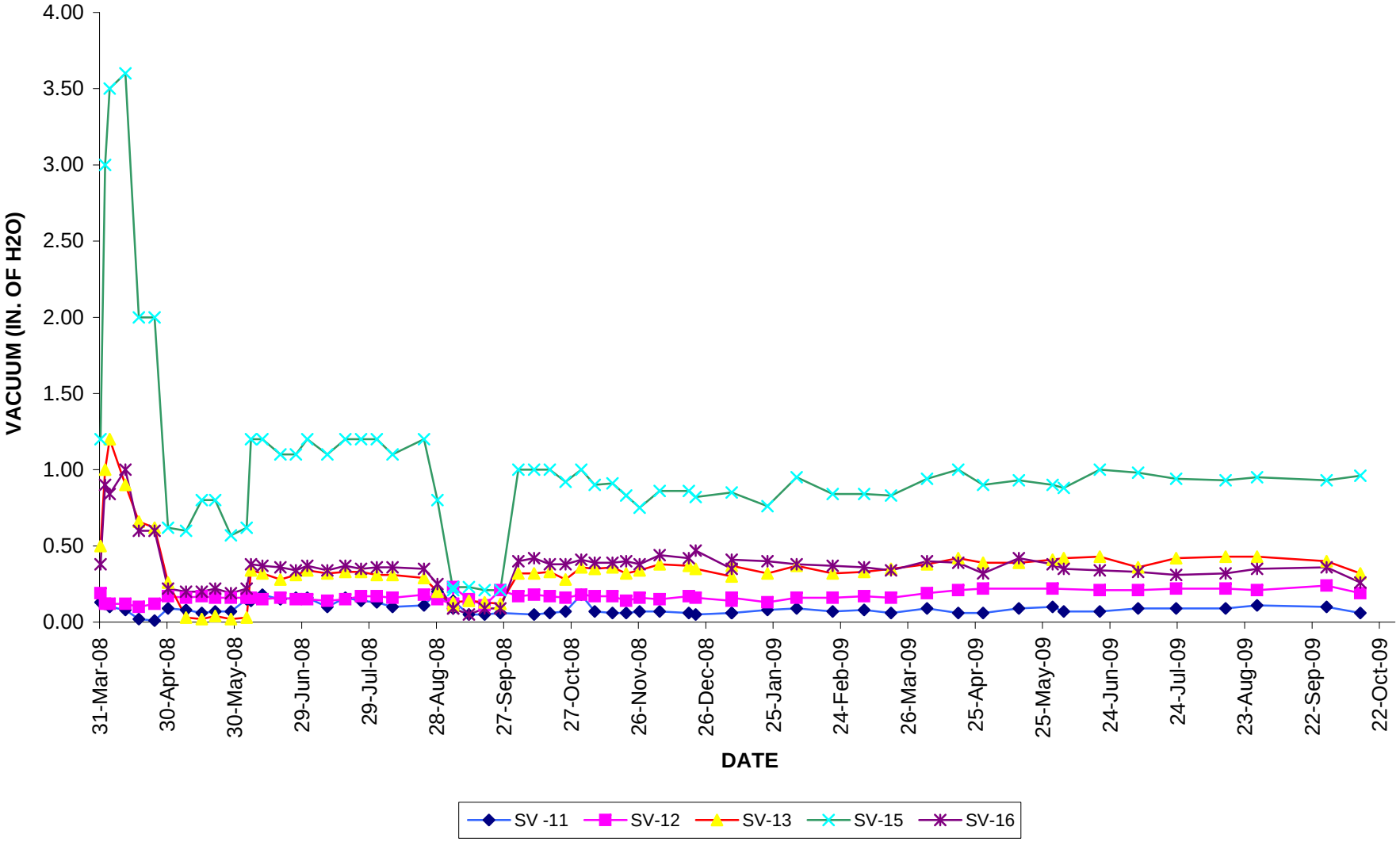

FIGURE 7
INDUCED VACUUM
BUILDING C SSD SYSTEM

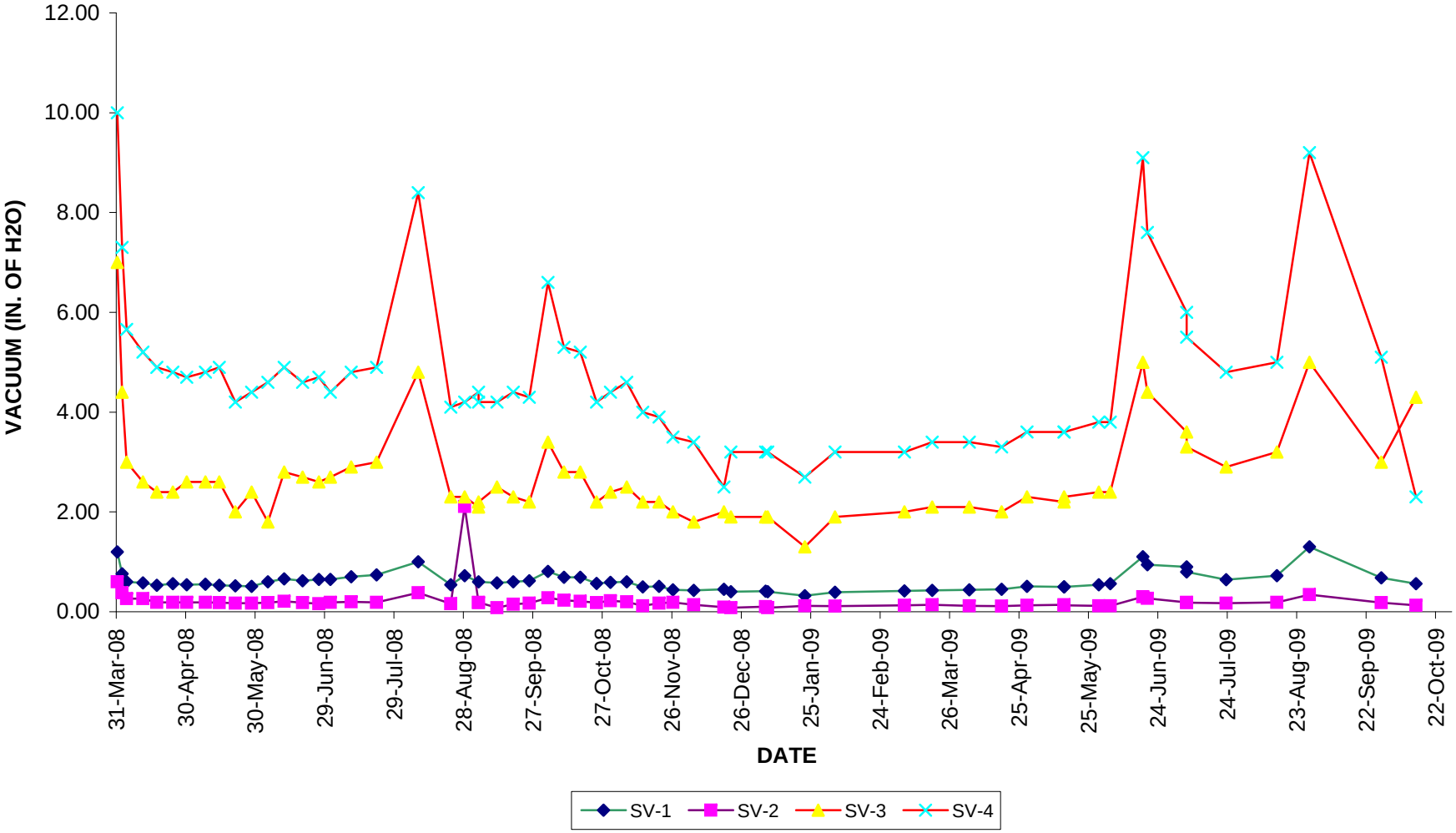

FIGURE 8
TOTAL INFLUENT VOCs
BUILDING A SSD SYSTEM

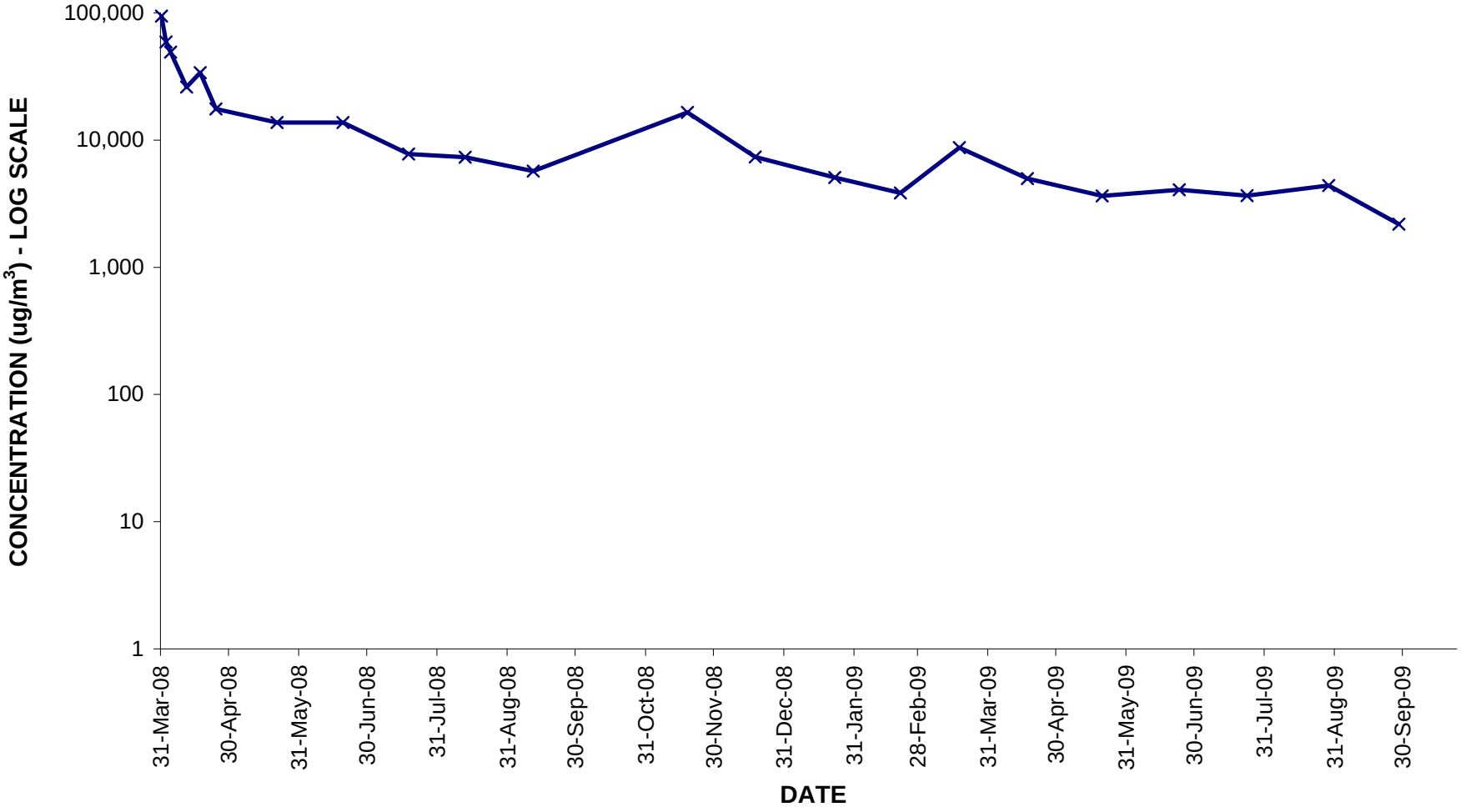

FIGURE 9
TOTAL INFLUENT VOCs
BUILDING C SSD SYSTEM

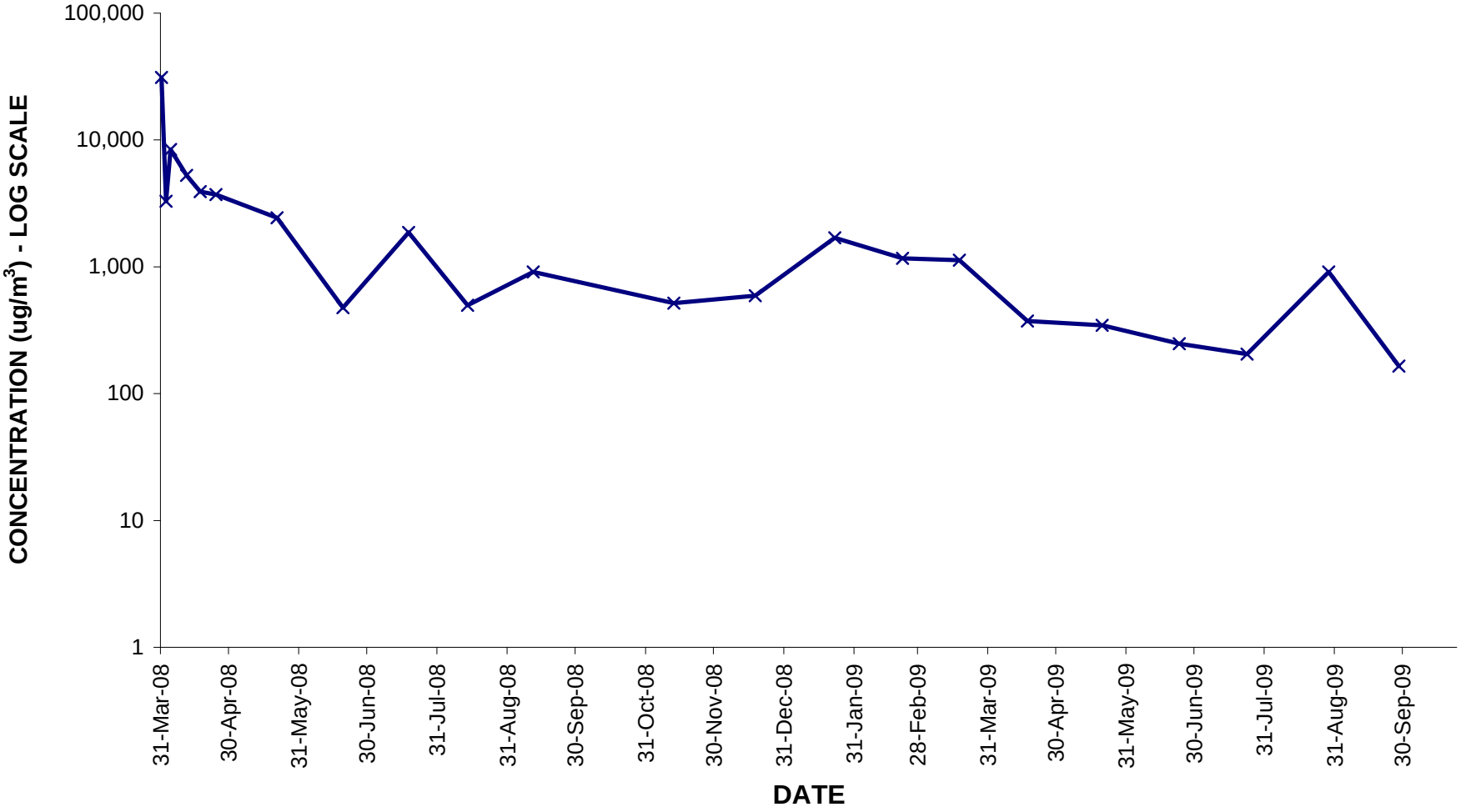

TABLES

TABLE 1

LABORATORY DATA SUMMARY

Building A - Pre GAC (ug/m^3)

SSD System O&M, Middle River Complex, Middle River, Maryland

Date	Benzene	1,1,1,-Trichloroethane	1,1-Dichloroethane	1,1-Dichloroethene	1,2,4-Trimethylbenzene	1,3,5-Trimethylbenzene	cis-1,2-Dichloroethene	Ethylbenzene	Methylene chloride	m-Xylene & p-Xylene	o-Xylene	Tetrachloroethene	Toluene	Trichloroethene	Trichlorofluoromethane	Vinyl chloride	Total VOCs	Total VOCs (ppm v/v)**	Field PID Readings* (ppm)	Mass (lbs/day)
3/31/2008	ND	30,000	2,100	7,900	ND	ND	8,300	300	ND	1,100	280	ND	330	44,000	ND	ND	94,310	18.69	90.0	1.19
4/2/2008	ND	16,000	660	4,500	ND	ND	3,800	ND	ND	ND	ND	ND	ND	34,000	ND	ND	58,960	11.62	20.0	0.74
4/4/2008	ND	13,000	460	3,300	ND	ND	2,300	ND	ND	ND	ND	ND	ND	30,000	ND	ND	49,060	9.41	26.2	0.62
4/11/2008	ND	9,100	280	1,500	ND	ND	1,100	ND	ND	ND	ND	ND	120	14,000	ND	ND	26,100	5.06	9.0	0.33
4/17/2008	ND	11,000	480	2,200	ND	ND	2,000	ND	ND	110	ND	ND	120	18,000	ND	ND	33,910	6.53	3.1	0.34
4/24/2008	ND	6,500	260	1,200	ND	ND	930	ND	ND	ND	ND	ND	86	8,600	ND	ND	17,576	3.42	1.7	0.13
5/21/2008	ND	6,000	320	950	ND	ND	1,000	ND	ND	ND	ND	ND	ND	5,500	ND	ND	13,770	2.68	0.6	0.1
6/19/2008	180	4,800	180	760	ND	ND	720	ND	ND	ND	ND	ND	ND	7,100	ND	ND	13,740	2.64	1.0	0.09
7/18/2008	ND	3,200	110	430	ND	ND	350	ND	ND	ND	ND	ND	ND	3,700	ND	ND	7,790	1.50	0.0	0.06
8/12/2008	ND	2,900	150	400	ND	ND	470	ND	ND	ND	ND	ND	28	3,400	ND	ND	7,348	1.44	0.3	0.04
9/11/2008	ND	1,900	130	430	ND	ND	380	ND	17	ND	ND	70	52	2,700	32	ND	5,711	1.11	1.4	0.04
11/18/2008	ND	6,500	300	1,100	ND	ND	1,300	ND	ND	ND	ND	ND	72	7,200	ND	ND	16,472	3.19	1.6	0.105
12/18/2008	ND	2,300	120	380	ND	ND	420	ND	ND	53	ND	ND	ND	4,100	ND	ND	7,373	1.44	0.8	0.056
1/22/2009	ND	2,100	110	380	ND	ND	380	ND	ND	ND	ND	ND	ND	2,100	ND	ND	5,070	0.93	0.9	0.038
2/20/2009	ND	1,600	78	260	ND	ND	270	ND	ND	ND	ND	ND	24	1,600	ND	ND	3,832	0.75	1.7	0.029
3/18/2009	ND	3,800	470	150	ND	ND	620	ND	ND	ND	ND	ND	ND	3,700	ND	ND	8,740	1.71	1.3	0.063
4/17/2009	ND	1,900	100	220	ND	ND	360	ND	ND	ND	ND	ND	ND	2,400	ND	ND	4,980	0.97	0.9	0.056
5/20/2009	ND	1,700	62	140	ND	ND	200	ND	ND	ND	ND	ND	32	1,500	ND	ND	3,634	0.70	1.3	0.041
6/23/2009	ND	1,700	77	200	ND	ND	280	ND	ND	ND	ND	ND	19	1,800	ND	ND	4,076	0.79	-	0.049
7/23/2009	ND	1,400	68	180	ND	ND	250	ND	27	ND	ND	ND	13	1,700	14	ND	3,652	0.72	0.8	0.044
8/28/2009	ND	1,900	79	200	ND	ND	280	ND	ND	ND	ND	ND	42	1,900	ND	ND	4,401	0.85	-	0.051
9/28/2009	ND	870	40	110	ND	ND	150	ND	ND	ND	ND	ND	13	1,000	ND	ND	2,183	0.43	-	0.025

Samples analyzed by EPA Method TO-15

* Field PID readings collected using Tedlar bag.

** Sum of results in ppb(v/v) divided by 1000. This presents a value comparable to the field PID reading.

TABLE 2

LABORATORY DATA SUMMARY

Building A - Mid GAC (ug/m^3)

SSD System O&M, Middle River Complex, Middle River, Maryland

Date	1,1,1,-Trichloroethane	1,1-Dichloroethane	1,1-Dichloroethene	1,2,4-Trimethylbenzene	1,3,5-Trimethylbenzene	cis-1,2-Dichloroethene	Ethylbenzene	Methylene chloride	m-Xylene & p-Xylene	o-Xylene	Toluene	Trichloroethene	Vinyl chloride	Chloroform	Trichlorofluoromethane	Benzene	Total VOCs	Total VOCs (ppm v/v)	Field PID Readings* (ppm)	Mass (lbs/day)
4/2/2008	ND	ND	ND	ND	ND	ND	ND	ND	ND	ND	ND	ND	ND	ND	ND	6.9	6.9	0	0.0	0.000
4/24/2008	2,100	240	2,200	ND	ND	810	ND	ND	ND	ND	ND	ND	ND	ND	ND	ND	5,350	1.21	0.2	0.040
5/21/2008	410	100	740	ND	ND	280	ND	ND	ND	ND	ND	11	ND	ND	ND	ND	1,541	0.36	0.0	0.010
6/19/2008	1,200	830	2,200	ND	ND	2,300	ND	53	ND	ND	ND	ND	ND	ND	ND	110	6,693	1.60	0.2	0.040
7/18/2008	100	27	270	ND	ND	60	ND	ND	ND	ND	ND	ND	ND	ND	ND	ND	457	0.11	0.0	0.003
8/12/2008	1,500	130	400	ND	ND	60	ND	ND	ND	ND	ND	30	ND	15	16	ND	2,151	0.52	0.0	0.010
9/11/2008	890	170	520	ND	ND	ND	ND	ND	ND	ND	ND	53	ND	15	30	ND	1,678	0.45	1.1	0.010
11/18/2008	150	60	97	ND	ND	ND	ND	ND	ND	ND	ND	180	ND	ND	ND	ND	487	0.16	0.0	0.003
12/18/2008	51	38	330	ND	ND	98	ND	ND	ND	ND	ND	18	ND	ND	ND	ND	535	0.13	0.0	0.004
1/22/2009	25	19	490	ND	ND	42	ND	ND	ND	ND	ND	12	ND	ND	11	ND	599	0.14	0.1	0.005
2/20/2009	380	91	310	ND	ND	220	ND	ND	ND	ND	ND	68	ND	ND	ND	ND	1,069	0.24	0.9	0.008
3/18/2009	1,900	69	280	ND	ND	210	ND	ND	ND	ND	ND	190	ND	ND	ND	ND	2,649	0.53	0.0	0.007
4/17/2009	ND	ND	140	ND	ND	ND	ND	ND	ND	ND	ND	ND	ND	ND	ND	ND	140	0.04	0.1	0.002
5/20/2009	200	42	140	ND	ND	110	ND	ND	ND	ND	ND	ND	ND	ND	ND	ND	492	0.11	0.3	0.006
6/23/2009	82	130	320	ND	ND	66	ND	ND	ND	ND	ND	ND	ND	ND	18	ND	616	0.15	-	0.007
7/23/2009	890	88	210	ND	ND	250	ND	ND	ND	ND	ND	ND	ND	ND	12	ND	1,450	0.30	0.0	0.017
8/28/2009	1,100	130	290	ND	ND	330	ND	ND	ND	ND	ND	ND	ND	ND	14	ND	1,864	0.38	-	0.021
9/28/2009	580	38	110	ND	ND	130	ND	ND	ND	ND	ND	ND	ND	ND	ND	ND	858	0.18	-	0.010

Samples analyzed by EPA Method TO-15

* Field PID readings collected using Tedlar bag.

** Sum of results in ppb(v/v) divided by 1000. This presents a value comparable to the field PID reading.

TABLE 3

LABORATORY DATA SUMMARY

Building A - Post GAC (ug/m^3)

SSD System O&M, Middle River Complex, Middle River, Maryland

Date	Benzene	1,1,1,-Trichloroethane	1,1-Dichloroethane	1,1-Dichloroethene	1,2,4-Trimethylbenzene	1,3,5-Trimethylbenzene	cis-1,2-Dichloroethene	Ethylbenzene	Methylene Chloride	m-Xylene & p-Xylene	o-Xylene	Toluene	Trichloroethene	Vinyl chloride	Total VOCs	Total VOCs (ppm v/v)	Field PID Readings* (ppm)	Mass (lbs/day)
3/31/2008	ND	ND	ND	ND	ND	ND	ND	ND	ND	ND	ND	ND	ND	ND	0	0	0	0
4/2/2008	ND	ND	ND	ND	ND	ND	ND	ND	ND	ND	ND	ND	ND	ND	0	0	0	0
4/4/2008	ND	ND	ND	ND	ND	ND	ND	ND	ND	ND	ND	ND	ND	**110**	**110**	0	0	**0.001**
4/11/2008	ND	ND	ND	ND	ND	ND	ND	ND	ND	ND	ND	ND	ND	ND	0	0	0	0
4/17/2008	ND	ND	ND	ND	ND	ND	ND	ND	ND	ND	ND	ND	ND	ND	0	0	0	0
4/24/2008	ND	ND	**13**	**470**	ND	ND	**30**	ND	ND	ND	ND	ND	ND	ND	**513**	**0.13**	0	**0.004**
5/21/2008	ND	ND	ND	ND	ND	ND	ND	ND	ND	ND	ND	ND	ND	ND	0	0	0	0
6/19/2008	**76**	ND	**65**	**2,200**	ND	ND	**67**	ND	ND	ND	ND	ND	ND	ND	**2,408**	**0.6**	**0.1**	**0.015**
8/1/2008	ND	ND	**15**	**300**	ND	ND	**14**	ND	ND	ND	ND	ND	ND	ND	**329**	**0.082**	0.0	**0.005**
8/12/2008	ND	ND	**42**	**310**	ND	ND	**55**	ND	**19**	ND	ND	ND	ND	ND	**426**	**0.108**	0.0	**0.005**
9/11/2008	ND	**11**	ND	**46**	ND	ND	ND	ND	**18**	ND	ND	ND	ND	ND	**75**	**0.019**	10.1	**0.0005**
11/18/2008	ND	ND	ND	ND	ND	ND	ND	ND	**61**	ND	ND	ND	ND	ND	**61**	**0.018**	0.0	**0.0004**
12/18/2008	ND	ND	ND	ND	ND	ND	ND	ND	ND	ND	ND	ND	ND	ND	0	0	0.0	0
1/22/2009	ND	ND	ND	ND	ND	ND	ND	ND	ND	ND	ND	ND	ND	ND	0	0	0.0	0
2/20/2009	ND	ND	ND	**110**	ND	ND	**10**	ND	ND	ND	ND	ND	ND	ND	**62**	**0.032**	**0.4**	**0.0005**
3/18/2009	ND	ND	ND	**14**	ND	ND	ND	ND	ND	ND	ND	ND	ND	ND	14	**0.003**	**0.0**	**4E-05**
4/17/2009	ND	**26**	**20**	**53**	ND	ND	**64**	ND	ND	ND	ND	ND	ND	ND	163	**0.039**	**0.1**	**4E-08**
5/20/2009	ND	**38**	ND	**46**	ND	ND	**9.9**	ND	ND	ND	ND	ND	ND	ND	**63**	**0.021**	**0.8**	0
6/23/2009	ND	**44**	ND	ND	ND	ND	**11.0**	ND	ND	ND	ND	ND	ND	ND	55	**0.011**	**-**	**5E-08**
7/23/2009	ND	ND	**21**	**190**	ND	ND	ND	ND	ND	ND	ND	ND	ND	ND	**211**	**0.054**	**0.0**	**1E-07**
8/28/2009	ND	**250**	**29**	**46**	ND	ND	**52**	ND	ND	ND	ND	**7.7**	ND	ND	**385**	**0.079**	**-**	0
9/28/2009	ND	**93**	**19**	**100**	ND	ND	**27**	ND	ND	ND	ND	ND	ND	ND	**239**	**0.054**	**-**	0

Samples analyzed by EPA Method TO-15

* Field PID readings collected using Tedlar bag.

** Sum of results in ppb(v/v) divided by 1000. This presents a value comparable to the field PID reading.

TABLE 4

LABORATORY DATA SUMMARY

Building C - Pre GAC (ug/m^3)

SSD System O&M, Middle River Complex, Middle River, Maryland

Date	Benzene	Chloroform	1,1,1,-Trichloroethane	1,1-Dichloroethane	1,1-Dichloroethene	1,2,4-Trimethylbenzene	1,3,5-Trimethylbenzene	cis-1,2-Dichloroethene	Ethylbenzene	Methylene chloride	m-Xylene & p-Xylene	o-Xylene	Tetrachloroethene	Toluene	Trichloroethene	Vinyl chloride	Total VOCs	Total VOCs (ppm v/v)	Field PID Readings* (ppm)	Mass (lbs/day)
3/31/2008	ND	ND	ND	ND	ND	990	740	25,000	320	ND	1,100	370	ND	ND	550	2,100	31,170	8.1	31.5	0.15
4/2/2008	ND	ND	ND	ND	ND	63	56	2,700	ND	ND	65	ND	ND	ND	84	320	3,288	0.9	20.0	0.02
4/4/2008	ND	ND	ND	ND	32	180	170	6,600	44	ND	180	68	ND	ND	440	690	8,404	2.2	15.0	0.05
4/11/2008	ND	ND	ND	ND	ND	73	61	4,100	ND	ND	48	ND	ND	ND	600	370	5,252	1.3	0.0	0.03
4/17/2008	ND	ND	ND	ND	ND	69	55	2,900	ND	ND	34	ND	ND	ND	670	190	3,918	1.0	1.7	0.02
4/24/2008	ND	ND	ND	ND	ND	85	70	2,600	ND	ND	32	17	28	ND	750	130	3,712	0.90	1.3	0.02
5/21/2008	ND	ND	ND	ND	ND	65	51	1,600	ND	ND	15	ND	17	ND	650	41	2,439	0.56	0.2	0.01
6/19/2008	7.4	ND	ND	ND	ND	23	19	300	ND	ND	9	ND	ND	110	ND	8	476	0.11	1.0	0.003
7/18/2008	ND	ND	ND	ND	ND	45	36	1,300	ND	ND	ND	ND	14	ND	440	35	1,870	0.43	0.0	0.009
8/13/2008	ND	16	ND	ND	ND	ND	ND	410	ND	ND	ND	ND	ND	ND	58	13	497	0.12	0.0	0.003
9/11/2008	ND	ND	13	ND	ND	ND	ND	730	ND	18	ND	ND	ND	ND	130	20	911	0.22	21.6	0.005
11/12/2008	ND	ND	ND	ND	ND	ND	ND	390	ND	ND	ND	ND	ND	ND	110	17	517	0.12	0.16	0.003
12/18/2008	ND	ND	ND	ND	ND	ND	ND	420	ND	ND	ND	ND	ND	ND	150	22	592	0.15	0.20	0.004
1/22/2009	ND	ND	ND	ND	ND	37	29	810	ND	ND	17	14	170	ND	580	38	1,695	0.36	0.68	0.01
2/21/2009	ND	ND	ND	ND	ND	39	34	630	ND	ND	16	12	140	ND	270	25	1,166	0.26	4.73	0.007
3/18/2009	ND	ND	ND	ND	ND	62	51	460	ND	ND	14	13	160	ND	350	16	1,126	0.24	1.21	0.007
4/17/2009	ND	ND	ND	ND	ND	19	16	200	ND	ND	ND	ND	46	ND	86	6.1	373	0.08	1.50	0.002
5/20/2009	ND	ND	ND	ND	ND	14	14	210	ND	ND	ND	ND	24	ND	79	5.7	347	0.08	1.20	0.002
6/23/2009	ND	ND	ND	ND	ND	ND	ND	190	ND	ND	ND	ND	ND	ND	58	ND	248	0.06	-	0.001
7/23/2009	ND	ND	ND	ND	ND	ND	ND	150	ND	ND	ND	ND	ND	ND	55	ND	205	0.05	0.00	0.001
8/28/2009	ND	ND	ND	ND	ND	ND	ND	720	ND	17	ND	ND	ND	ND	160	13	910	0.22	-	0.005
9/28/2009	ND	ND	ND	ND	ND	ND	ND	39	ND	110	ND	ND	ND	ND	16	ND	165	0.04	-	9E-04

Samples analyzed by EPA Method TO-15

* Field PID readings collected using Tedlar bag.

** Sum of results in ppb(v/v) divided by 1000. This presents a value comparable to the field PID reading.

TABLE 5

LABORATORY DATA SUMMARY

Building C - Mid GAC (ug/m^3)

SSD System O&M, Middle River Complex, Middle River, Maryland

Date	Benzene	1,1,1,-Trichloroethane	1,1-Dichloroethane	1,1-Dichloroethene	1,2,4-Trimethylbenzene	1,3,5-Trimethylbenzene	cis-1,2-Dichloroethene	Ethylbenzene	Methylene chloride	m-Xylene & p-Xylene	o-Xylene	Toluene	Trichloroethene	Vinyl chloride	Total VOCs	Total VOCs (ppm v/v)	Field PID Readings* (ppm)	Mass (lbs/day)
4/2/2008	ND	ND	ND	ND	ND	ND	ND	ND	ND	ND	ND	ND	ND	**720**	**720**	**0.3**	0	**0.004**
4/24/2008	ND	ND	ND	ND	ND	ND	ND	ND	ND	ND	ND	ND	ND	**230**	**230**	**0.09**	0	**0.001**
5/21/2008	ND	ND	ND	ND	ND	ND	ND	ND	ND	ND	ND	ND	ND	**50**	**50**	**0.02**	0	**0.0003**
6/19/2008	**28**	ND	ND	ND	ND	ND	ND	ND	ND	ND	ND	ND	ND	**51**	**79**	**0.03**	**0.2**	**0.0004**
7/18/2008	ND	ND	ND	ND	ND	ND	**150**	ND	ND	ND	ND	ND	ND	**40**	**190**	**0.05**	0	**0.0009**
8/13/2008	ND	ND	ND	ND	ND	ND	**750**	ND	ND	ND	ND	ND	ND	**15**	**765**	**0.20**	0	**0.004**
9/11/2008	ND	ND	ND	ND	ND	ND	**13**	ND	ND	ND	ND	ND	ND	**10**	**23**	**0.007**	**27.7**	**0.0001**
11/12/2008	ND	ND	ND	ND	ND	ND	**160**	ND	**50**	ND	ND	ND	ND	**17**	**227**	**0.060**	0.0	**0.0013**
12/18/2008	ND	ND	ND	ND	ND	ND	**180**	ND	ND	ND	ND	ND	ND	**25**	**205**	**0.054**	0.0	**0.0012**
1/22/2009	ND	ND	ND	ND	ND	ND	**13**	ND	ND	ND	ND	ND	ND	**35**	**48**	**0.017**	0.0	**0.0003**
2/20/2009	ND	ND	ND	ND	ND	ND	**14**	ND	ND	ND	ND	ND	ND	**15**	**29**	**0.009**	**1.7**	**0.0002**
3/18/2009	ND	ND	ND	ND	ND	ND	**100**	ND	ND	ND	ND	ND	ND	**19**	**119**	**0.033**	**0.0**	**0.0007**
4/17/2009	ND	ND	ND	ND	ND	ND	**340**	ND	ND	ND	ND	ND	ND	**7.1**	**347**	**0.090**	**0.3**	**0.0021**
5/20/2009	ND	ND	ND	ND	ND	ND	ND	ND	ND	ND	ND	ND	ND	ND	**0**	**0.000**	**1.0**	0
6/23/2009	ND	ND	ND	ND	ND	ND	**70**	ND	ND	ND	ND	ND	ND	**5.2**	**75**	**0.020**	**-**	**0.0004**
7/23/2009	ND	ND	ND	ND	ND	ND	**360**	ND	**21**	ND	ND	ND	ND	ND	**381**	**0.097**	**0.0**	**0.0021**
8/28/2009	ND	ND	ND	ND	ND	ND	ND	ND	**20**	ND	ND	ND	ND	ND	**20**	**0.006**	**-**	**0.0001**
9/28/2009	ND	ND	ND	ND	ND	ND	ND	ND	ND	ND	ND	ND	ND	ND	**0**	**0.000**	**-**	0

Samples analyzed by EPA Method TO-15

* Field PID readings collected using Tedlar bag.

** Sum of results in ppb(v/v) divided by 1000. This presents a value comparable to the field PID reading.

TABLE 6

LABORATORY DATA SUMMARY

Building C - Post GAC (ug/m^3)

SSD System O&M, Middle River Complex, Middle River, Maryland

Date	Benzene	1,1,1,-Trichloroethane	1,1-Dichloroethane	1,1-Dichloroethene	1,2,4-Trimethylbenzene	1,3,5-Trimethylbenzene	cis-1,2-Dichloroethene	Ethylbenzene	Methylene chloride	m-Xylene & p-Xylene	o-Xylene	Toluene	Trichloroethene	Vinyl chloride	Total VOCs	Total VOCs (ppm v/v)	Field PID Readings* (ppm)	Mass (lbs/day)
3/31/2008	ND	ND	ND	ND	ND	ND	ND	ND	ND	ND	ND	ND	ND	ND	0	0.00	0	0
4/2/2008	ND	ND	ND	ND	ND	ND	ND	ND	ND	ND	ND	ND	ND	**170**	**170**	**0.07**	0	**0.0009**
4/4/2008	ND	ND	ND	ND	ND	ND	ND	ND	ND	ND	ND	ND	ND	**360**	**360**	**0.14**	0	**0.002**
4/11/2008	ND	ND	ND	ND	ND	ND	ND	ND	ND	ND	ND	ND	**25**	**550**	**575**	**2.15**	0	**0.003**
4/17/2008	ND	ND	ND	ND	ND	ND	ND	ND	ND	ND	ND	ND	ND	**100**	**100**	**0.41**	0	**0.0005**
4/24/2008	ND	ND	ND	ND	ND	ND	ND	ND	ND	ND	ND	ND	ND	**260**	**260**	**0.10**	0	**0.001**
5/23/2008	ND	ND	ND	ND	ND	ND	ND	ND	ND	ND	ND	ND	ND	**52**	**52**	**0.02**	0	**0.0003**
6/19/2008	**51**	ND	ND	ND	ND	ND	ND	ND	**50**	ND	ND	ND	ND	**54**	**155**	**0.05**	0.1	**0.0008**
7/18/2008	ND	ND	ND	ND	ND	ND	ND	ND	ND	ND	ND	ND	ND	**29**	**29**	**0.01**	0	**0.0001**
8/13/2008	ND	ND	ND	ND	**10**	ND	ND	ND	ND	ND	ND	ND	ND	**16**	**26**	**0.01**	0	**0.0001**
9/11/2008	ND	ND	ND	ND	ND	ND	ND	ND	**63**	ND	ND	**28**	ND	**6.1**	**97**	**0.02**	**36.2**	**0.0005**
11/12/2008	ND	ND	ND	ND	ND	ND	ND	ND	**47**	ND	ND	ND	ND	**16**	**63**	**0.019**	0.0	**0.0004**
12/18/2008	ND	ND	ND	ND	ND	ND	ND	ND	ND	ND	ND	ND	ND	**31**	**31**	**0.012**	0.0	**0.0002**
2/4/2009	ND	ND	ND	ND	ND	ND	ND	ND	ND	ND	ND	ND	ND	**29**	**29**	**0.011**	0.0	**0.0002**
2/20/2009	ND	ND	ND	ND	ND	ND	ND	ND	ND	ND	ND	ND	ND	**6.8**	**7**	**0.003**	1.3	**4E-05**
3/18/2009	ND	ND	ND	ND	ND	ND	ND	ND	ND	ND	ND	ND	ND	**26**	**26**	**0.010**	0.0	**0.0002**
4/17/2009	ND	ND	ND	ND	ND	ND	ND	ND	ND	ND	ND	ND	ND	**8.9**	**9**	**0.004**	0.2	**5E-05**
5/20/2009	ND	ND	ND	ND	ND	ND	ND	ND	ND	ND	ND	ND	ND	ND	**0**	**0.000**	0.1	0
6/23/2009	ND	ND	ND	ND	ND	ND	ND	ND	ND	**9.4**	ND	ND	ND	**5.5**	**15**	**0.004**	-	**7E-05**
7/23/2009	ND	ND	ND	ND	ND	ND	ND	ND	**29**	ND	ND	ND	ND	ND	**29**	**0.009**	0.0	**0.0002**
8/28/2009	ND	ND	ND	ND	ND	ND	ND	ND	ND	ND	ND	ND	ND	ND	**0**	**0.000**	**-**	0
9/28/2009	ND	ND	ND	ND	ND	ND	ND	ND	ND	ND	ND	ND	ND	ND	**0**	**0.000**	**-**	0

Samples analyzed by EPA Method TO-15

* Field PID readings collected using Tedlar bag.

** Sum of results in ppb(v/v) divided by 1000. This presents a value comparable to the field PID reading.

APPENDIX A

SYSTEM FIELD DATA SHEETS

SSD SYSTEM FIELD DATA SHEET - BUILDING A

LMC Middle River Complex, Middle River, Maryland

Date: 4/3/09

Field Personnel: DLM

Barometric Pressure: _____

Room Temperature: _____

GENERAL SYSTEM CHECK								
Location	Time	Vacuum post-KO (in. H2O)	Vacuum post-Filter (in. H2O)	Pressure post-Blower (in. H2O)	Temp (°F)	Flow (scfm)	Leg Vacuum (in. H2O)	Leg Air Velocity (ft/min)
Both	1400	—	20	44	—	42	—	—
North Leg	1402				—		1.4	1429
South Leg	1404				—		1.5	448

PID READINGS (~~ppm~~) ppb					
Location	Time	Direct	Tedlar Bag	Breakthrough ?	Comments
Pre-GAC		1764	971	—	GAC PID readings collected 4/6/09
Mid-GAC		927	623		
Post-GAC		301	297		
Pre-GAC (N only)	—	—	—	PID CALIBRATION? (YES) NO RESULT: 10.2	
Pre-GAC (S only)	—	—	—		

MONITORING		
Well	Time	Vacuum ("H2O)
SV-11	1406	0.09
SV-12	1408	0.19
SV-13	1410	0.38
SV-15	1412	0.94
SV-16	1414	0.40

Vapor Samples Taken (Summa Canister)

PRE MID POST (NONE)

1. Was the blower running upon arrival?

(YES) NO

2. Where there any alarm conditions upon arrival?

YES (NO) Comment: _____

3. Was the blower ambient air valve open?

YES (NO)

4. Was there water in the knockout (KO) tank?

YES (NO) Volume: _____

*Drain into drum Drum Volume: _____

5. Was the vacuum/flow on either leg adjusted?

YES (NO) Which Leg? _____

6. Was there a GAC change out?

YES (NO)

ADDITIONAL COMMENTS:

1300: System turned off for coupling replacement (2in → 3in)
1400: System turned back on

Field Rep. Signature: Dawn L Mahaney

Date: 4/3/09

Pre GAC Δ

SSD SYSTEM FIELD DATA SHEET - BUILDING A

LMC Middle River Complex, Middle River, Maryland

Date: 4/17/09

Field Personnel: DLM

Barometric Pressure: _____

Room Temperature: _____

GENERAL SYSTEM CHECK								
Location	Time	Vacuum post-KO (in. H2O)	Vacuum post-Filter (in. H2O)	Pressure post-Blower (in. H2O)	Temp (°F)	Flow (scfm)	Leg Vacuum (in. H2O)	Leg Air Velocity (ft/min)
Both	1334	—	21	46	122	50	—	—
North Leg	—				—		—	—
South Leg	—				—		—	—

PID READINGS ~~(ppm)~~ ppm					
Location	Time	Direct	Tedlar Bag	Breakthrough ?	Comments
Pre-GAC	1331	1.0	1.0	—	RID 3000
Mid-GAC	1329	1.2	0.9	Yes	
Post-GAC	1327	0.1	0.2	No	
Pre-GAC (N only)	—	—	—	PID CALIBRATION? (YES) NO RESULT: 100	
Pre-GAC (S only)	—	—	—		

MONITORING		
Well	Time	Vacuum ("H2O)
SV-11	—	—
SV-12	—	—
SV-13	—	—
SV-15	—	—
SV-16	—	—

Vapor Samples Taken (Summa Canister)

PRE MID POST (NONE)

1. Was the blower running upon arrival?

(YES) NO

2. Where there any alarm conditions upon arrival?

YES (NO) Comment: _____

3. Was the blower ambient air valve open?

YES (NO)

4. Was there water in the knockout (KO) tank?

YES (NO) Volume: _____

***Drain into drum** Drum Volume: _____

5. Was the vacuum/flow on either leg adjusted?

YES (NO) Which Leg? _____

6. Was there a GAC change out?

(YES) NO

Lead GAC

ADDITIONAL COMMENTS:

1335: Call Peter with P.I.D. values. - Change lead GAC prior to sampling
1428: Shut system down for lead GAC change.
1445: Restart System

Field Rep. Signature: [signature]

Date: 4/17/09

SSD SYSTEM FIELD DATA SHEET - BUILDING A

Post GAC A

LMC Middle River Complex, Middle River, Maryland

Date: 4/17/09

Field Personnel: DLM

Barometric Pressure: _____

Room Temperature: _____

GENERAL SYSTEM CHECK								
Location	Time	Vacuum post-KO (in. H2O)	Vacuum post-Filter (in. H2O)	Pressure post-Blower (in. H2O)	Temp (°F)	Flow (scfm)	Leg Vacuum (in. H2O)	Leg Air Velocity (ft/min)
Both	1450	—	21	42	121	56	—	—
North Leg	1518				—		1.5	1607
South Leg	1517				—		1.5	440

PID READINGS (ppm)					
Location	Time	Direct	Tedlar Bag	Breakthrough ?	Comments
Pre-GAC	1504	1.0	0.9	—	P.I.D. 3000
Mid-GAC	1502	0.1	0.1	No	
Post-GAC	1500	0.3	0.1	No	
Pre-GAC (N only)	—	—	—	PID CALIBRATION? (YES) NO RESULT: 100	
Pre-GAC (S only)	—	—	—		

MONITORING		
Well	Time	Vacuum ("H2O)
SV-11	1532	0.06
SV-12	1534	0.21
SV-13	1530	0.42
SV-15	1521	1.0
SV-16	1524	0.39

Vapor Samples Taken (Summa Canister)

(PRE) (MID) (POST) NONE

1. Was the blower running upon arrival?

~~YES~~ ~~NO~~ N/A

2. Where there any alarm conditions upon arrival?

YES (NO) Comment: _____

3. Was the blower ambient air valve open?

YES (NO)

4. Was there water in the knockout (KO) tank?

YES (NO) Volume: _____

*Drain into drum Drum Volume: _____

5. Was the vacuum/flow on either leg adjusted?

YES (NO) Which Leg? _____

6. Was there a GAC change out?

~~YES~~ ~~NO~~ N/A

ADDITIONAL COMMENTS:

1502: A-Pre-01 (L-5151)
1503: A-Mid-01 (L-5162)
1504: A-Post-01 (L-4148)

Field Rep. Signature: [signature]

Date: 4/17/09

Start @1515

SSD SYSTEM FIELD DATA SHEET - BUILDING A

LMC Middle River Complex, Middle River, Maryland

Date: 4/28/09

Field Personnel: DLM

Barometric Pressure: _____

Room Temperature: _____

GENERAL SYSTEM CHECK								
Location	Time	Vacuum post-KO (in. H2O)	Vacuum post-Filter (in. H2O)	Pressure post-Blower (in. H2O)	Temp (°F)	Flow (scfm)	Leg Vacuum (in. H2O)	Leg Air Velocity (ft/min)
Both	1530	—	22	46	136	28	—	—
North Leg	1544				—		1.4	1528
South Leg	1543				—		1.5	456

PID READINGS (ppm)					
Location	Time	Direct	Tedlar Bag	Breakthrough ?	Comments
Pre-GAC	1540	~~418~~ 781	1300		
Mid-GAC	1538	0	500		
Post-GAC	1536	8557	1410		
Pre-GAC (N only)	—	—	—	PID CALIBRATION? YES NO RESULT: _____	
Pre-GAC (S only)	—	—	—		

MONITORING		
Well	Time	Vacuum ("H2O)
SV-11	1555	0.06
SV-12	1556	0.22
SV-13	1552	0.39
SV-15	1547	0.96
SV-16	1549	0.32

Vapor Samples Taken (Summa Canister)

PRE MID POST (NONE)

1. Was the blower running upon arrival?

(YES) NO

2. Where there any alarm conditions upon arrival?

YES (NO) Comment: _____

3. Was the blower ambient air valve open?

YES (NO)

4. Was there water in the knockout (KO) tank?

YES (NO) Volume: _____

*Drain into drum Drum Volume: _____

5. Was the vacuum/flow on either leg adjusted?

YES (NO) Which Leg? _____

6. Was there a GAC change out?

YES (NO)

ADDITIONAL COMMENTS:

Field Rep. Signature: _____

Date: ~~4/28~~ 4/2

End @ 1600

SSD SYSTEM FIELD DATA SHEET - BUILDING A

Start @ 1549

LMC Middle River Complex, Middle River, Maryland

Date: 5/14/09

Field Personnel: DLM

Barometric Pressure: _____

Room Temperature: _____

GENERAL SYSTEM CHECK								
Location	Time	Vacuum post-KO (in. H2O)	Vacuum post-Filter (in. H2O)	Pressure post-Blower (in. H2O)	Temp (°F)	Flow (scfm)	Leg Vacuum (in. H2O)	Leg Air Velocity (ft/min)
Both	1551		21	46	129	28	—	—
North Leg	1605				—		1.5	1467
South Leg	1604				—		1.5	447

PID READINGS (ppm)					
Location	Time	Direct	Tedlar Bag	Breakthrough ?	Comments
Pre-GAC	1600	1.6	1.3		
Mid-GAC	1556	0.3	0.3		
Post-GAC	1558	7.3	0.8		
Pre-GAC (N only)	—	—	—	PID CALIBRATION? YES NO RESULT: _____	
Pre-GAC (S only)	—	—	—		

MONITORING		
Well	Time	Vacuum ("H2O)
SV-11	1613	0.09
SV-12	NOT ACCESSABLE *	
SV-13	1611	0.39
SV-15	1608	0.93
SV-16	1610	0.42

Vapor Samples Taken (Summa Canister)

PRE MID POST (NONE)

1. Was the blower running upon arrival?

(YES) NO

2. Where there any alarm conditions upon arrival?

YES (NO) Comment: _____

3. Was the blower ambient air valve open?

YES (NO)

4. Was there water in the knockout (KO) tank?

YES (NO) Volume: _____

*Drain into drum Drum Volume: _____

5. Was the vacuum/flow on either leg adjusted?

YES (NO) Which Leg? _____

6. Was there a GAC change out?

YES (NO)

ADDITIONAL COMMENTS:

* Heavy equipment covering monitoring point SV-12.

Field Rep. Signature: Dawn L Mackey

Date: 5/14/09

End @ 1615

SSD SYSTEM FIELD DATA SHEET - BUILDING A

LMC Middle River Complex, Middle River, Maryland

Date: 5/20/09

Field Personnel: DLM

Barometric Pressure: _____

Room Temperature: _____

GENERAL SYSTEM CHECK								
Location	Time	Vacuum post-KO (in. H2O)	Vacuum post-Filter (in. H2O)	Pressure post-Blower (in. H2O)	Temp (°F)	Flow (scfm)	Leg Vacuum (in. H2O)	Leg Air Velocity (ft/min)
Both		—	21	48	121		—	—
North Leg					—			
South Leg					—			

PID READINGS (ppm)					
Location	Time	Direct	Tedlar Bag	Breakthrough ?	Comments
Pre-GAC					
Mid-GAC					
Post-GAC					
Pre-GAC (N only)				PID CALIBRATION? YES NO RESULT: _____	
Pre-GAC (S only)					

MONITORING		
Well	Time	Vacuum ("H2O)
SV-11		
SV-12		
SV-13		
SV-15		
SV-16		

Vapor Samples Taken (Summa Canister)

PRE MID POST NONE

1. Was the blower running upon arrival?

YES NO

2. Where there any alarm conditions upon arrival?

YES NO Comment: _____

3. Was the blower ambient air valve open?

YES NO

4. Was there water in the knockout (KO) tank?

YES NO Volume: _____

***Drain into drum** Drum Volume: _____

5. Was the vacuum/flow on either leg adjusted?

YES NO Which Leg? _____

6. Was there a GAC change out?

YES NO

ADDITIONAL COMMENTS:

Note: Not a scheduled system check.

Field Rep. Signature: _____ Date: _____

Start: 1526

SSD SYSTEM FIELD DATA SHEET - BUILDING A

LMC Middle River Complex, Middle River, Maryland

Date: 5/29/09 **Barometric Pressure:** _____

Field Personnel: DLM **Room Temperature:** _____

GENERAL SYSTEM CHECK								
Location	Time	Vacuum post-KO (in. H2O)	Vacuum post-Filter (in. H2O)	Pressure post-Blower (in. H2O)	Temp (°F)	Flow (scfm)	Leg Vacuum (in. H2O)	Leg Air Velocity (ft/min)
Both	1527	—	21	46	32	N/A	—	—
North Leg					—		1.4	1547
South Leg					—		1.5	438

PID READINGS (ppm)					
Location	Time	Direct	Tedlar Bag	Breakthrough ?	Comments
Pre-GAC	1533	0.8	0.7	—	
Mid-GAC	1531	0.4	0.1	—	
Post-GAC	1529	1.8	0.2	—	
Pre-GAC (N only)	—	—	—	PID CALIBRATION? (YES) NO RESULT: 100ppm	
Pre-GAC (S only)	—	—	—		

MONITORING		
Well	Time	Vacuum ("H2O)
SV-11	1546	0.10
SV-12	1547	0.22
SV-13	1544	0.41
SV-15	1540	0.90
SV-16	1542	0.38

Vapor Samples Taken (Summa Canister)

PRE MID POST (NONE)

1. Was the blower running upon arrival?

(YES) NO

2. Where there any alarm conditions upon arrival?

YES (NO) Comment: _____

3. Was the blower ambient air valve open?

YES (NO)

4. Was there water in the knockout (KO) tank?

YES (NO) Volume: _____

*Drain into drum Drum Volume: _____

5. Was the vacuum/flow on either leg adjusted?

YES (NO) Which Leg? _____

6. Was there a GAC change out?

YES (NO)

ADDITIONAL COMMENTS:

Field Rep. Signature: _____ Date: _____

SSD SYSTEM FIELD DATA SHEET - BUILDING A

0740: Start

LMC Middle River Complex, Middle River, Maryland

Date: 6/3/09

Field Personnel: DLM

Barometric Pressure: _____

Room Temperature: _____

GENERAL SYSTEM CHECK								
Location	Time	Vacuum post-KO (in. H2O)	Vacuum post-Filter (in. H2O)	Pressure post-Blower (in. H2O)	Temp (°F)	Flow (scfm)	Leg Vacuum (in. H2O)	Leg Air Velocity (ft/min)
Both	0743	—	21	46	130	N/A	—	—
North Leg	0812				—		1.4	1507
South Leg	0810				—		1.5	433

PID READINGS (ppm)					
Location	Time	Direct	Tedlar Bag	Breakthrough ?	Comments
Pre-GAC	0750	0.4	0.2/0.4	—	Background = 0.0ppm
Mid-GAC	0748	0.1	0.0/0.1	No	
Post-GAC	0746	0.3	0.0/0.1	No	
Pre-GAC (N only)	—	—	—	PID CALIBRATION? (YES) NO RESULT: 99.9ppm	
Pre-GAC (S only)	—	—	—		

MONITORING		
Well	Time	Vacuum ("H2O)
SV-11	0922	0.07
SV-12	Not Accessable	
SV-13	0820	0.42
SV-15	0815	0.88
SV-16	0818	0.35*

Vapor Samples Taken (Summa Canister)

PRE MID POST (NONE)

1. Was the blower running upon arrival?

(YES) NO

2. Where there any alarm conditions upon arrival?

YES (NO) Comment: _____

3. Was the blower ambient air valve open?

YES (NO)

4. Was there water in the knockout (KO) tank?

YES (NO) Volume: _____

*Drain into drum Drum Volume: _____

5. Was the vacuum/flow on either leg adjusted?

YES (NO) Which Leg? _____

6. Was there a GAC change out?

YES (NO)

ADDITIONAL COMMENTS:

*SV16 needs new tubing (tubing is cracked)

Field Rep. Signature: [signature]

Date: 6/3/09

SSD SYSTEM FIELD DATA SHEET - BUILDING A

Start: 1125

LMC Middle River Complex, Middle River, Maryland

Date: 6/19/09

Field Personnel: DLM

Barometric Pressure: _____

Room Temperature: _____

GENERAL SYSTEM CHECK								
Location	Time	Vacuum post-KO (in. H2O)	Vacuum post-Filter (in. H2O)	Pressure post-Blower (in. H2O)	Temp (°F)	Flow (scfm)	Leg Vacuum (in. H2O)	Leg Air Velocity (ft/min)
Both	1131	N/A	22	44	130	~134	—	—
North Leg	1212				—		1.4	1543
South Leg	1210				—		1.6	439

PID READINGS (ppm)					
Location	Time	Direct	Tedlar Bag	Breakthrough ?	Comments
Pre-GAC	1154	0.5	0.4	—	
Mid-GAC	1152	0.0	0.0	No	
Post-GAC	1149	0.1	0.1	No	
Pre-GAC (N only)	—	—	—	PID CALIBRATION? (YES) NO RESULT: 100.7	
Pre-GAC (S only)	—	—	—		

MONITORING		
Well	Time	Vacuum ("H2O)
SV-11*	1234	0.07
SV-12*	1222	0.21
SV-13	1238	0.43
SV-15*	1330	1.0
SV-16**	1320	0.34

Vapor Samples Taken (Summa Canister)

PRE MID POST (NONE)

1. Was the blower running upon arrival?

(YES) NO

2. Where there any alarm conditions upon arrival?

YES (NO) Comment: _____

3. Was the blower ambient air valve open?

YES (NO)

4. Was there water in the knockout (KO) tank?

YES (NO) Volume: _____

*Drain into drum Drum Volume: _____

5. Was the vacuum/flow on either leg adjusted?

YES (NO) Which Leg? _____

6. Was there a GAC change out?

(YES) NO

on 6/18/09

ADDITIONAL COMMENTS:

*Tubing extended

**Tubing replaced

Field Rep. Signature: Damon L Mathews

Date: 6/19/09

End: 1335

SSD SYSTEM FIELD DATA SHEET - BUILDING A

Start: 1350

LMC Middle River Complex, Middle River, Maryland

Date: 7/2/09

Field Personnel: DLM

Barometric Pressure: _____

Room Temperature: _____

GENERAL SYSTEM CHECK								
Location	Time	Vacuum post-KO (in. H2O)	Vacuum post-Filter (in. H2O)	Pressure post-Blower (in. H2O)	Temp (°F)	Flow (scfm)	Leg Vacuum (in. H2O)	Leg Air Velocity (ft/min)
Both	1354	N/A	22	45	135	~133	—	—
North Leg					—			
South Leg					—			

PID READINGS (ppm)					
Location	Time	Direct	Tedlar Bag	Breakthrough ?	Comments
Pre-GAC	1403	1.2	1.1	—	
Mid-GAC	1407	0.0	0.0	No	
Post-GAC	1705	0.0	0.0	No	
Pre-GAC (N only)	—	—	—	PID CALIBRATION? YES NO RESULT: 100 ppm	
Pre-GAC (S only)	—	—	—		

MONITORING		
Well	Time	Vacuum ("H2O)
SV-11		
SV-12		
SV-13		
SV-15		
SV-16		

Vapor Samples Taken (Summa Canister)

PRE MID POST NONE

1. Was the blower running upon arrival?

YES NO

2. Where there any alarm conditions upon arrival?

YES NO Comment: _____

3. Was the blower ambient air valve open?

YES NO

4. Was there water in the knockout (KO) tank?

YES NO Volume: _____

***Drain into drum** Drum Volume: _____

5. Was the vacuum/flow on either leg adjusted?

YES NO Which Leg? _____

6. Was there a GAC change out?

YES NO

ADDITIONAL COMMENTS:

- Added second valve to each sample port.
- Added fire extinguisher.
- Added emergency contact information
- Adjustment of the temperature switch resulted in system alarm (High Temperature) and system shutdown. Switch set to 205°F

Field Rep. Signature: _____

Date: _____

Gary A: 8:00

SSD SYSTEM FIELD DATA SHEET - BUILDING A

LMC Middle River Complex, Middle River, Maryland

Date: 7/6/09 **Barometric Pressure:** _____

Field Personnel: DLM **Room Temperature:** _____

GENERAL SYSTEM CHECK								
Location	Time	Vacuum post-KO (in. H2O)	Vacuum post-Filter (in. H2O)	Pressure post-Blower (in. H2O)	Temp (°F)	Flow (scfm)	Leg Vacuum (in. H2O)	Leg Air Velocity (ft/min)
Both	1111	—	22	45	133	130	—	—
North Leg	1118				—		1.4	1453
South Leg	1120				—		1.5	445

PID READINGS (ppm)					
Location	Time	Direct	Tedlar Bag	Breakthrough ?	Comments
Pre-GAC					
Mid-GAC					
Post-GAC					
Pre-GAC (N only)				PID CALIBRATION? YES NO RESULT: _____	
Pre-GAC (S only)					

MONITORING		
Well	Time	Vacuum ("H2O)
SV-11	1136	0.09
SV-12	1134	0.21
SV-13	1139	0.36
SV-15	1141	0.98
SV-16	1143	0.33

Vapor Samples Taken (Summa Canister)

PRE MID POST (NONE)

1. **Was the blower running upon arrival?**
   (YES) NO
2. **Where there any alarm conditions upon arrival?**
   YES (NO) Comment: _____
3. **Was the blower ambient air valve open?**
   YES (NO)
4. **Was there water in the knockout (KO) tank?**
   YES (NO) Volume: _____
   ***Drain into drum** Drum Volume: _____
5. **Was the vacuum/flow on either leg adjusted?**
   YES (NO) Which Leg? _____
6. **Was there a GAC change out?**
   YES (NO)

ADDITIONAL COMMENTS:

_____

Field Rep. Signature: _____ Date: _____

SSD SYSTEM FIELD DATA SHEET - BUILDING A

LMC Middle River Complex, Middle River, Maryland

Date: 7/23/09

Field Personnel: DLM

Barometric Pressure: _____

Room Temperature: _____

GENERAL SYSTEM CHECK								
Location	Time	Vacuum post-KO (in. H2O)	Vacuum post-Filter (in. H2O)	Pressure post-Blower (in. H2O)	Temp (°F)	Flow (scfm)	Leg Vacuum (in. H2O)	Leg Air Velocity (ft/min)
Both	1526	—	22	45	138	129	—	—
North Leg	1538				—		1.4	1421
South Leg	1537				—		1.5	447

PID READINGS (ppm)					
Location	Time	Direct	Tedlar Bag	Breakthrough ?	Comments
Pre-GAC	1535	0.7	0.8	—	
Mid-GAC	1533	0.0	0.0	No	
Post-GAC	1531	0.2	0.0	No	
Pre-GAC (N only)	—	—	—	PID CALIBRATION? YES NO RESULT: 100.2 ppb	
Pre-GAC (S only)	—	—	—		

MONITORING		
Well	Time	Vacuum ("H2O)
SV-11	1548	0.09
SV-12	1550	0.22
SV-13	1546	0.42
SV-15	1541	0.94
SV-16	1543	0.31

Vapor Samples Taken (Summa Canister)

PRE MID POST NONE

A-PRE-01 @ 1600 (SL-1228)
A-MID-01 @ 1602 (L-5144)
A-POST-01 @ 1604 (L-5175)

1. Was the blower running upon arrival?
   YES NO
2. Where there any alarm conditions upon arrival?
   YES NO Comment: _____
3. Was the blower ambient air valve open?
   YES NO
4. Was there water in the knockout (KO) tank?
   YES NO Volume: _____
   *Drain into drum Drum Volume: _____
5. Was the vacuum/flow on either leg adjusted?
   YES NO Which Leg? _____
6. Was there a GAC change out?
   YES NO

ADDITIONAL COMMENTS:

Field Rep. Signature: Damon L Mackey

Date: 7/23/09 1605

SSD SYSTEM FIELD DATA SHEET - BUILDING A

LMC Middle River Complex, Middle River, Maryland

Date: 8/14/09 **Barometric Pressure:** _____

Field Personnel: DLM **Room Temperature:** _____

GENERAL SYSTEM CHECK								
Location	Time	Vacuum post-KO (in. H2O)	Vacuum post-Filter (in. H2O)	Pressure post-Blower (in. H2O)	Temp (°F)	Flow (scfm)	Leg Vacuum (in. H2O)	Leg Air Velocity (ft/min)
Both		N/A	22	46	138	128	—	—
North Leg							1.4	1425
South Leg							1.6	435

PID READINGS (ppm)					
Location	Time	Direct	Tedlar Bag	Breakthrough ?	Comments
Pre-GAC		0.9	0.7		
Mid-GAC		0.0	0.0		
Post-GAC		2.3	1.6		
Pre-GAC (N only)				PID CALIBRATION? YES NO RESULT: _____	
Pre-GAC (S only)					

MONITORING		
Well	Time	Vacuum ("H2O)
SV-11		0.09
SV-12		0.22
SV-13		0.43
SV-15		0.93
SV-16		0.32

Vapor Samples Taken (Summa Canister)

PRE MID POST NONE

1. Was the blower running upon arrival?

(YES) NO

2. Where there any alarm conditions upon arrival?

YES (NO) Comment: _____

3. Was the blower ambient air valve open?

YES (NO)

4. Was there water in the knockout (KO) tank?

YES (NO) Volume: _____

***Drain into drum** Drum Volume: _____

5. Was the vacuum/flow on either leg adjusted?

YES (NO) Which Leg? _____

6. Was there a GAC change out?

YES (NO)

ADDITIONAL COMMENTS:

Field Rep. Signature: _____ Date: _____

SSD SYSTEM FIELD DATA SHEET - BUILDING A

LMC Middle River Complex, Middle River, Maryland

Date: 9/3/09 **Barometric Pressure:** _____

Field Personnel: DLM **Room Temperature:** _____

GENERAL SYSTEM CHECK								
Location	Time	Vacuum post-KO (in. H2O)	Vacuum post-Filter (in. H2O)	Pressure post-Blower (in. H2O)	Temp (°F)	Flow (scfm)	Leg Vacuum (in. H2O)	Leg Air Velocity (ft/min)
Both	1605	-24	*~6	43	134	130	—	—
North Leg	1607				—		1.4	1454
South Leg	1608				—		1.6	459

PID READINGS (ppm)					
Location	Time	Direct	Tedlar Bag	Breakthrough ?	Comments
Pre-GAC					
Mid-GAC					
Post-GAC					
Pre-GAC (N only)				PID CALIBRATION? YES NO RESULT: _____	
Pre-GAC (S only)					

MONITORING		
Well	Time	Vacuum ("H2O)
SV-11	1619	0.11
SV-12	1618	0.21
SV-13	1621	0.43
SV-15	1623	0.95
SV-16	1625	0.35

Vapor Samples Taken (Summa Canister)

PRE MID POST (NONE)

*Monthly samples were collected on 8/28/09.

1. Was the blower running upon arrival?

(YES) NO

2. Where there any alarm conditions upon arrival?

YES (NO) Comment: _____

3. Was the blower ambient air valve open?

YES (NO)

4. Was there water in the knockout (KO) tank?

YES (NO) Volume: _____

*Drain into drum Drum Volume: _____

5. Was the vacuum/flow on either leg adjusted?

YES (NO) Which Leg? _____

6. Was there a GAC change out?

YES NO

ADDITIONAL COMMENTS:

Field Rep. Signature: Duane L Markuz Date: 9/11/09

SSD SYSTEM FIELD DATA SHEET - BUILDING A

LMC Middle River Complex, Middle River, Maryland

Date: 9/28/09 **Barometric Pressure:** _____

Field Personnel: DM **Room Temperature:** _____

GENERAL SYSTEM CHECK								
Location	Time	Vacuum post-KO (in. H2O)	Vacuum post-Filter (in. H2O)	Pressure post-Blower (in. H2O)	Temp (°F)	Flow (scfm)	Leg Vacuum (in. H2O)	Leg Air Velocity (ft/min)
Both		2.4	20	43	130	125	—	—
North Leg							1.4	1475
South Leg							1.6	493

PID READINGS (ppm)					
Location	Time	Direct	Tedlar Bag	Breakthrough ?	Comments
Pre-GAC		0.0	*	—	
Mid-GAC		0.0	*	No	
Post-GAC		0.0	*	No	
Pre-GAC (N only)					
Pre-GAC (S only)					

PID CALIBRATION? YES NO **RESULT:** _____

For other project on-site

MONITORING		
Well	Time	Vacuum ("H2O)
SV-11		0.10
SV-12		0.24
SV-13		0.40
SV-15		0.93
SV-16		0.36

Vapor Samples Taken (Summa Canister)

PRE MID POST NONE

1. Was the blower running upon arrival?

YES NO

2. Where there any alarm conditions upon arrival?

YES NO Comment: _____

3. Was the blower ambient air valve open?

YES NO

4. Was there water in the knockout (KO) tank?

YES NO Volume: _____

***Drain into drum** Drum Volume: _____

5. Was the vacuum/flow on either leg adjusted?

YES NO Which Leg? _____

6. Was there a GAC change out?

YES NO

ADDITIONAL COMMENTS:

* = hole in tedlar bag

Field Rep. Signature: [signature] for DM Date: 9/28/09

SSD SYSTEM FIELD DATA SHEET - BUILDING C

LMC Middle River Complex, Middle River, Maryland

Date: 4/13/09

Field Personnel: DLM

Barometric Pressure: _____

Room Temperature: 75.7°F

GENERAL SYSTEM CHECK								
Location	Time	Vacuum post-KO (in. H2O)	Vacuum post-Filter (in. H2O)	Pressure post-Blower (in. H2O)	Temp (°F)	Flow (scfm)	Leg Vacuum (in. H2O)	Leg Air Velocity (ft/min)
Both		19	33	10	115°F	65	—	—
SV-21							17	1282
SV-23							18	2464

PID READINGS (~~ppm~~) ppb					
Location	Time	Direct	Tedlar Bag	Breakthrough ?	Comments
Pre-GAC		1453	673		collected 4/16/09
Mid-GAC		48	68		
Post-GAC		0	0		
Pre-GAC (21 only)	—	—	—	PID CALIBRATION? YES NO RESULT: 10.2	
Pre-GAC (23 only)	—	—	—		

MONITORING		
Well	Time	Vacuum ("H2O)
SV-1		0.44
SV-2		0.12
SV-3		2.1
SV-4		3.4

Vapor Samples Taken (Summa Canister)

PRE MID POST NONE

1. **Was the blower running upon arrival?**
   YES NO
2. **Where there any alarm conditions upon arrival?**
   YES NO Comment: _____
3. **Was the blower ambient air valve open?**
   YES NO
4. **Was there water in the knockout (KO) tank?**
   YES NO Volume: _____
   ***Drain into drum** Drum Volume: _____
5. **Was the vacuum/flow on either leg adjusted?**
   YES NO Which Leg? _____
6. **Was there a GAC change out?**
   YES NO

ADDITIONAL COMMENTS:

Field Rep. Signature: Dawn L Mathieu

Date: 4/13/09

SSD SYSTEM FIELD DATA SHEET - BUILDING C

LMC Middle River Complex, Middle River, Maryland

Date: 4/17/09

Field Personnel: DLM

Barometric Pressure: _____

Room Temperature: 71.89°F

GENERAL SYSTEM CHECK								
Location	Time	Vacuum post-KO (in. H2O)	Vacuum post-Filter (in. H2O)	Pressure post-Blower (in. H2O)	Temp (°F)	Flow (scfm)	Leg Vacuum (in. H2O)	Leg Air Velocity (ft/min)
Both	1404	A	32	11	131	66	—	—
SV-21	1406				—		16	1360
SV-23	1408				—		18	2486

PID READINGS (ppm)					
Location	Time	Direct	Tedlar Bag	Breakthrough ?	Comments
Pre-GAC	1354	2.1	1.5	—	P.I.D. 3000
Mid-GAC	1352	0.5	0.3	No	
Post-GAC	1350	0.2	0.2	No	
Pre-GAC (21 only)	—	—	—	PID CALIBRATION? (YES) NO RESULT: 100	
Pre-GAC (23 only)	—	—	—		

MONITORING		
Well	Time	Vacuum ("H2O)
SV-1	1415	0.45
SV-2	1418	0.11
SV-3	1413	2.0
SV-4	1411	3.3

Vapor Samples Taken (Summa Canister)

(PRE) (MID) (POST) NONE

1. Was the blower running upon arrival?

(YES) NO

2. Where there any alarm conditions upon arrival?

YES (NO) Comment: _____

3. Was the blower ambient air valve open?

YES (NO)

4. Was there water in the knockout (KO) tank?

YES (NO) Volume: _____

*Drain into drum Drum Volume: _____

5. Was the vacuum/flow on either leg adjusted?

YES (NO) Which Leg? _____

6. Was there a GAC change out?

YES (NO)

ADDITIONAL COMMENTS:

1355: C-Pre-01 (L-5182)
1356: C-Mid-01 (L-5181)
1357: C-Post-01 (L-8182)

Field Rep. Signature: [signature]

Date: 4/17/09

SSD SYSTEM FIELD DATA SHEET - BUILDING C

Start: 1604

LMC Middle River Complex, Middle River, Maryland

Date: 4/28/09

Field Personnel: DLM

Barometric Pressure: _____

Room Temperature: _____

GENERAL SYSTEM CHECK								
Location	Time	Vacuum post-KO (in. H2O)	Vacuum post-Filter (in. H2O)	Pressure post-Blower (in. H2O)	Temp (°F)	Flow (scfm)	Leg Vacuum (in. H2O)	Leg Air Velocity (ft/min)
Both	1605	20	34	10	124	65	—	—
SV-21	1606				—		17	1406
SV-23					—		19	2624

PID READINGS ~~(ppm)~~ ppb					
Location	Time	Direct	Tedlar Bag	Breakthrough ?	Comments
Pre-GAC	1633	1819	2610		
Mid-GAC	1631	274	567		
Post-GAC	1629	0.0	155		
Pre-GAC (21 only)	—	—	—	PID CALIBRATION? (YES) NO RESULT: 10.01	
Pre-GAC (23 only)	—	—	—		

MONITORING		
Well	Time	Vacuum ("H2O)
SV-1	1614	0.51
SV-2	1616	0.13
SV-3	1612	2.30
SV-4	1610	3.60

Vapor Samples Taken (Summa Canister)

PRE MID POST (NONE)

1. Was the blower running upon arrival?

(YES) NO

2. Where there any alarm conditions upon arrival?

YES (NO) Comment: _____

3. Was the blower ambient air valve open?

YES (NO)

4. Was there water in the knockout (KO) tank?

YES (NO) Volume: _____

***Drain into drum** Drum Volume: _____

5. Was the vacuum/flow on either leg adjusted?

YES (NO) Which Leg? _____

6. Was there a GAC change out?

YES (NO)

ADDITIONAL COMMENTS:

Field Rep. Signature: _____ Date: _____

PRE GAC Δ

Start 1425

SSD SYSTEM FIELD DATA SHEET - BUILDING C

LMC Middle River Complex, Middle River, Maryland

Date: 5/14/09

Field Personnel: DLM

Barometric Pressure: _____

Room Temperature: 76.6°F

GENERAL SYSTEM CHECK								
Location	Time	Vacuum post-KO (in. H2O)	Vacuum post-Filter (in. H2O)	Pressure post-Blower (in. H2O)	Temp (°F)	Flow (scfm)	Leg Vacuum (in. H2O)	Leg Air Velocity (ft/min)
Both	1428	20	34	10	116	65	—	—
SV-21	1432				—		18	1258
SV-23	1434				—		20	2322

PID READINGS (ppm)					
Location	Time	Direct	Tedlar Bag	Breakthrough ?	Comments
Pre-GAC	1449	2.8	1.2		
Mid-GAC	1447	2.9	1.0		
Post-GAC	1445	0.0	0.1		
Pre-GAC (21 only)				PID CALIBRATION? YES NO RESULT: _____	
Pre-GAC (23 only)					

MONITORING		
Well	Time	Vacuum ("H2O)
SV-1	1440	0.50
SV-2	1441	0.14
SV-3	1438	2.2
SV-4	1436	3.6

Vapor Samples Taken (Summa Canister)

PRE MID POST (NONE)

1. Was the blower running upon arrival?

(YES) NO

2. Where there any alarm conditions upon arrival?

YES (NO) Comment: *

3. Was the blower ambient air valve open?

YES (NO)

4. Was there water in the knockout (KO) tank?

YES (NO) Volume: _____

*Drain into drum Drum Volume: _____

5. Was the vacuum/flow on either leg adjusted?

YES (NO) Which Leg? _____

6. Was there a GAC change out?

(YES) NO

ADDITIONAL COMMENTS:

*System seems louder than usual. (Typically high pitched tone is accompanied by a low pitch motor noise)

1454: Shut off system for GAC Δ.

1518: Turn system back on.

Field Rep. Signature: _____ Date: _____

Post GAC 4

SSD SYSTEM FIELD DATA SHEET - BUILDING C

LMC Middle River Complex, Middle River, Maryland

Date: 5/14/09

Field Personnel: DLM

Barometric Pressure: _____

Room Temperature: _____

GENERAL SYSTEM CHECK								
Location	Time	Vacuum post-KO (in. H2O)	Vacuum post-Filter (in. H2O)	Pressure post-Blower (in. H2O)	Temp (°F)	Flow (scfm)	Leg Vacuum (in. H2O)	Leg Air Velocity (ft/min)
Both	1520	20	34	10	106	64	—	—
SV-21	1522				—		19	1803
SV-23	1524				—		19	2232

PID READINGS (ppm)					
Location	Time	Direct	Tedlar Bag	Breakthrough ?	Comments
Pre-GAC	1539	0.7	0.5	—	
Mid-GAC	1541	0.0	0.0	No	
Post-GAC	1543	0.0	0.0	No	
Pre-GAC (21 only)	—	—	—	PID CALIBRATION? YES NO RESULT: _____	
Pre-GAC (23 only)	—	—	—		

MONITORING		
Well	Time	Vacuum ("H2O)
SV-1	1530	0.50
SV-2	1532	0.13
SV-3	1528	2.3
SV-4	1526	3.6

Vapor Samples Taken (Summa Canister)

PRE MID POST (NONE)

1. Was the blower running upon arrival?

~~YES~~ ~~NO~~ N/A

2. Where there any alarm conditions upon arrival?

YES (NO) Comment: _____

3. Was the blower ambient air valve open?

YES (NO)

4. Was there water in the knockout (KO) tank?

YES (NO) Volume: _____

***Drain into drum** Drum Volume: _____

5. Was the vacuum/flow on either leg adjusted?

YES (NO) Which Leg? _____

6. Was there a GAC change out?

~~YES~~ ~~NO~~ N/A

ADDITIONAL COMMENTS:

Field Rep. Signature: _____ Date: _____

SSD SYSTEM FIELD DATA SHEET - BUILDING C

1450 : Start

LMC Middle River Complex, Middle River, Maryland

Date: 5/29/09

Field Personnel: DLM

Barometric Pressure: _____

Room Temperature: _____

GENERAL SYSTEM CHECK								
Location	Time	Vacuum post-KO (in. H2O)	Vacuum post-Filter (in. H2O)	Pressure post-Blower (in. H2O)	Temp (°F)	Flow (scfm)	Leg Vacuum (in. H2O)	Leg Air Velocity (ft/min)
Both	1456	21	34	10	124	63	—	—
SV-21	1507				—		19	1270
SV-23	1505				—		20	2261

PID READINGS (ppm)					
Location	Time	Direct	Tedlar Bag	Breakthrough ?	Comments
Pre-GAC		4.8			
Mid-GAC					
Post-GAC					
Pre-GAC (21 only)				PID CALIBRATION? (YES) NO	RESULT: 100ppm
Pre-GAC (23 only)					

MONITORING		
Well	Time	Vacuum ("H2O)
SV-1	1514	0.54
SV-2	1516	0.12
SV-3	1512	2.4
SV-4	1510	3.8

Vapor Samples Taken (Summa Canister)

PRE MID POST (NONE)

1. Was the blower running upon arrival?

(YES) NO

2. Where there any alarm conditions upon arrival?

YES (NO) Comment: _____

3. Was the blower ambient air valve open?

YES (NO)

4. Was there water in the knockout (KO) tank?

YES (NO) Volume: _____

***Drain into drum** Drum Volume: _____

5. Was the vacuum/flow on either leg adjusted?

YES (NO) Which Leg? _____

6. Was there a GAC change out?

YES (NO)

ADDITIONAL COMMENTS:

Field Rep. Signature: _____ Date: _____

SSD SYSTEM FIELD DATA SHEET - BUILDING C

0830: Start

LMC Middle River Complex, Middle River, Maryland

Date: 6/3/09

Field Personnel: DLM

Barometric Pressure: _____

Room Temperature: 78.2°F

GENERAL SYSTEM CHECK								
Location	Time	Vacuum post-KO (in. H2O)	Vacuum post-Filter (in. H2O)	Pressure post-Blower (in. H2O)	Temp (°F)	Flow (scfm)	Leg Vacuum (in. H2O)	Leg Air Velocity (ft/min)
Both	0842	21	35	11	124	64	—	—
SV-21	0844				—		18	1237
SV-23	0846				—		20	2066

PID READINGS (ppm)					
Location	Time	Direct	Tedlar Bag	Breakthrough ?	Comments
Pre-GAC	0839	0.4	0.3	—	Background = 0.0ppm
Mid-GAC	0837	0.0	0.0	No	
Post-GAC	0835	0.0	0.0	No	
Pre-GAC (21 only)	—	—	—	PID CALIBRATION? (YES) NO RESULT: 99.9ppm	
Pre-GAC (23 only)	—	—	—		

MONITORING		
Well	Time	Vacuum ("H2O)
SV-1	0853	0.56
SV-2	0858	0.12
SV-3	0850	2.4
SV-4	0849	3.8

Vapor Samples Taken (Summa Canister)

PRE MID POST (NONE)

1. Was the blower running upon arrival?

(YES) NO

2. Where there any alarm conditions upon arrival?

YES (NO) Comment: _____

3. Was the blower ambient air valve open?

YES (NO)

4. Was there water in the knockout (KO) tank?

YES (NO) Volume: _____

***Drain into drum** Drum Volume: _____

5. Was the vacuum/flow on either leg adjusted?

YES (NO) Which Leg? _____

6. Was there a GAC change out?

YES (NO)

ADDITIONAL COMMENTS:

Field Rep. Signature: Dennis A. Mahoney

Date: 6/3/09

End: 0900

SSD SYSTEM FIELD DATA SHEET - BUILDING C

LMC Middle River Complex, Middle River, Maryland

Date: 6/17/09

Field Personnel: DLM

Barometric Pressure: _____

Room Temperature: _____

GENERAL SYSTEM CHECK								
Location	Time	Vacuum post-KO (in. H2O)	Vacuum post-Filter (in. H2O)	Pressure post-Blower (in. H2O)	Temp (°F)	Flow (scfm)	Leg Vacuum (in. H2O)	Leg Air Velocity (ft/min)
Both	1053	39	52	~5	124	54	—	—
SV-21	1102				—		36	975
SV-23	1103				—		39	1732

PID READINGS (ppm)					
Location	Time	Direct	Tedlar Bag	Breakthrough ?	Comments
Pre-GAC					
Mid-GAC					
Post-GAC					
Pre-GAC (21 only)				PID CALIBRATION? YES NO RESULT:	
Pre-GAC (23 only)					

MONITORING		
Well	Time	Vacuum ("H2O)
SV-1	1115	1.1
SV-2	1117	0.30
SV-3	1112	5.0
SV-4	1110	9.1

Vapor Samples Taken (Summa Canister)

PRE MID POST (NONE)

1. Was the blower running upon arrival?

YES (NO)

2. Where there any alarm conditions upon arrival?

(YES) NO Comment: High Liquid Level

3. Was the blower ambient air valve open?

YES (NO)

4. Was there water in the knockout (KO) tank?

(YES) NO Volume: ~30 gal

*Drain into drum Drum Volume: _____

5. Was the vacuum/flow on either leg adjusted?

YES (NO) Which Leg? _____

6. Was there a GAC change out?

YES (NO)

ADDITIONAL COMMENTS:

1030 - Restart System after draining knockout tank

*SV-23 still contains some H_2O.

Field Rep. Signature: [signature]

Date: 6/17/09

SSD SYSTEM FIELD DATA SHEET - BUILDING C

Start: 1340

LMC Middle River Complex, Middle River, Maryland

Date: 6/19/09

Field Personnel: DLM

Barometric Pressure: _____

Room Temperature: 81.3°F

GENERAL SYSTEM CHECK								
Location	Time	Vacuum post-KO (in. H2O)	Vacuum post-Filter (in. H2O)	Pressure post-Blower (in. H2O)	Temp (°F)	Flow (scfm)	Leg Vacuum (in. H2O)	Leg Air Velocity (ft/min)
Both	1345	31	45	8	130	56	—	—
SV-21	1351				—		31	1134
SV-23	1354				—		32	1942

PID READINGS (ppm)					
Location	Time	Direct	Tedlar Bag	Breakthrough ?	Comments
Pre-GAC	1418	0.5	0.3	—	Background = 0.1 ppm
Mid-GAC	1416	0.0	0.0	No	
Post-GAC	1414	0.0	0.0	No	
Pre-GAC (21 only)	—	—	—	PID CALIBRATION? (YES) NO RESULT: 100.7	
Pre-GAC (23 only)	—	—	—		

MONITORING		
Well	Time	Vacuum ("H2O)
SV-1	1402	0.94
SV-2	1404	0.27
SV-3	1400	4.40
SV-4	1358	7.60

Vapor Samples Taken (Summa Canister)

PRE MID POST (NONE)

1. **Was the blower running upon arrival?**
   (YES) NO
2. **Where there any alarm conditions upon arrival?**
   YES (NO) Comment: _____
3. **Was the blower ambient air valve open?**
   YES (NO)
4. **Was there water in the knockout (KO) tank?**
   YES (NO) Volume: _____
   ***Drain into drum** Drum Volume: _____
5. **Was the vacuum/flow on either leg adjusted?**
   YES (NO) Which Leg? _____
6. **Was there a GAC change out?**
   YES (NO)

ADDITIONAL COMMENTS:

SV-23 has ~ 7 or 8" H_2O in well.

Field Rep. Signature: Dawn L Madden

Date: 6/19/09

End: 1420

SSD SYSTEM FIELD DATA SHEET - BUILDING C

LMC Middle River Complex, Middle River, Maryland

Date: 7/2/09 & 7/16/09

Field Personnel: DLM

Barometric Pressure: _____

Room Temperature: 78.3°F

GENERAL SYSTEM CHECK								
Location	**Time**	**Vacuum post-KO (in. H2O)**	**Vacuum post-Filter (in. H2O)**	**Pressure post-Blower (in. H2O)**	**Temp (°F)**	**Flow (scfm)**	**Leg Vacuum (in. H2O)**	**Leg Air Velocity (ft/min)**
Both	0842	28	40	10	130	56	—	—
SV-21	0847				—		26	1170
SV-23	0850				—		24	1945

PID READINGS (ppm)					
Location	**Time**	**Direct**	**Tedlar Bag**	**Breakthrough ?**	**Comments**
Pre-GAC	1720	0.5	0.0	—	
Mid-GAC	1718	0.2	0.0	No	
Post-GAC	1716	0.0	0.0	No	
Pre-GAC (21 only)	—	—	—		
Pre-GAC (23 only)	—	—	—		

7/2

PID CALIBRATION? (YES) NO **RESULT:** 100.00

MONITORING		
Well	**Time**	**Vacuum ("H2O)**
SV-1	0900	0.9
SV-2	0902	0.19
SV-3	0857	3.6
SV-4	0855	6.0

Vapor Samples Taken (Summa Canister)

PRE MID POST (NONE)

1. Was the blower running upon arrival?

(YES) NO

2. Where there any alarm conditions upon arrival?

YES (NO) Comment: _____

3. Was the blower ambient air valve open?

YES (NO)

4. Was there water in the knockout (KO) tank?

YES (NO) Volume: _____

***Drain into drum** Drum Volume: _____

5. Was the vacuum/flow on either leg adjusted?

YES (NO) Which Leg? _____

6. Was there a GAC change out?

YES (NO)

ADDITIONAL COMMENTS:

- 'In Case of Emergency' sign posted on control panel door.
- Fire Extinguisher placed next to system.
- Second ball valve added to each sample port.
- Master Locks added to flow adjustment valves.

1040 - Shut system down to switch to blower C2

Field Rep. Signature: _____ Date: _____

SSD SYSTEM FIELD DATA SHEET - BUILDING C

LMC Middle River Complex, Middle River, Maryland

Date: 7/6/09

Field Personnel: DLM

Barometric Pressure: _____

Room Temperature: _____

GENERAL SYSTEM CHECK								
Location	Time	Vacuum post-KO (in. H2O)	Vacuum post-Filter (in. H2O)	Pressure post-Blower (in. H2O)	Temp (°F)	Flow (scfm)	Leg Vacuum (in. H2O)	Leg Air Velocity (ft/min)
Both	1043	24	28	10	109	60	—	—
SV-21	1046				—		24	1283
SV-23	1048				—		24	2000

PID READINGS (ppm)					
Location	Time	Direct	Tedlar Bag	Breakthrough ?	Comments
Pre-GAC					
Mid-GAC					
Post-GAC					
Pre-GAC (21 only)				PID CALIBRATION? YES NO RESULT: _____	
Pre-GAC (23 only)					

MONITORING		
Well	Time	Vacuum ("H2O)
SV-1	1050	0.8
SV-2	1057	0.18
SV-3	1055	3.3
SV-4	1053	5.5

Vapor Samples Taken (Summa Canister)

PRE MID POST NONE

1. Was the blower running upon arrival?

~~YES NO~~ N/A

2. Where there any alarm conditions upon arrival?

YES (NO) Comment: _____

3. Was the blower ambient air valve open?

YES (NO)

4. Was there water in the knockout (KO) tank?

YES (NO) Volume: _____

***Drain into drum** Drum Volume: _____

5. Was the vacuum/flow on either leg adjusted?

YES (NO) Which Leg? _____

6. Was there a GAC change out?

YES (NO)

ADDITIONAL COMMENTS:

Field Rep. Signature: Daniel L Mathias

Date: 7/6/09

SSD SYSTEM FIELD DATA SHEET - BUILDING C

LMC Middle River Complex, Middle River, Maryland

Date: 7/23/09

Field Personnel: DLM

Barometric Pressure: _____

Room Temperature: 83°F

GENERAL SYSTEM CHECK								
Location	Time	Vacuum post-KO (in. H2O)	Vacuum post-Filter (in. H2O)	Pressure post-Blower (in. H2O)	Temp (°F)	Flow (scfm)	Leg Vacuum (in. H2O)	Leg Air Velocity (ft/min)
Both	1420	22	27	10	128	60	—	—
SV-21	1423				—		21	1105
SV-23	1424				—		21	1794

PID READINGS (ppm)					
Location	Time	Direct	Tedlar Bag	Breakthrough ?	Comments
Pre-GAC	1500	170.0	0.0	—	very humid &
Mid-GAC	1457	0.0	0.0	No	P.I.D. providing
Post-GAC	1506	0.0	0.0	No	unusual results
Pre-GAC (21 only)	—	—	—	PID CALIBRATION? (YES) NO RESULT: 100.2ppm	
Pre-GAC (23 only)	—	—	—		

MONITORING		
Well	Time	Vacuum ("H2O)
SV-1	1429	0.64
SV-2	1436	0.17
SV-3	1434	2.9
SV-4	1432	4.8

Vapor Samples Taken (Summa Canister)

(PRE) (MID) (POST) NONE

C-PRE-01 @ 1415 (L-5137)
C-MID-01 @ 1417 (L-5195)
C-POST-01 @ 1419 (L-5182)

1. Was the blower running upon arrival?
   (YES) NO
2. Where there any alarm conditions upon arrival?
   YES (NO) Comment: _____
3. Was the blower ambient air valve open?
   YES (NO)
4. Was there water in the knockout (KO) tank?
   YES (NO) Volume: _____
   *Drain into drum Drum Volume: _____
5. Was the vacuum/flow on either leg adjusted?
   YES (NO) Which Leg? _____
6. Was there a GAC change out?
   YES (NO)

ADDITIONAL COMMENTS:

Field Rep. Signature: Damien L Machiney

Date: 7/23/09 1420

SSD SYSTEM FIELD DATA SHEET - BUILDING C

LMC Middle River Complex, Middle River, Maryland

Date: 8/14/09 **Barometric Pressure:** _____

Field Personnel: DLM **Room Temperature:** _____

GENERAL SYSTEM CHECK								
Location	Time	Vacuum post-KO (in. H2O)	Vacuum post-Filter (in. H2O)	Pressure post-Blower (in. H2O)	Temp (°F)	Flow (scfm)	Leg Vacuum (in. H2O)	Leg Air Velocity (ft/min)
Both		22	38	10	125	60	—	—
SV-21							22	1220
SV-23							22	2037

PID READINGS (ppm)					
Location	Time	Direct	Tedlar Bag	Breakthrough ?	Comments
Pre-GAC		0.1	0.4	—	
Mid-GAC		0.0	0.0	No	
Post-GAC		0.0	0.0	No	
Pre-GAC (21 only)				PID CALIBRATION? YES NO RESULT: _____	
Pre-GAC (23 only)					

MONITORING		
Well	Time	Vacuum ("H2O)
SV-1		0.72
SV-2		0.19
SV-3		3.2
SV-4		5.0

Vapor Samples Taken (Summa Canister)

PRE MID POST (NONE)

Blower(s) in Use

Blower 1 Blower 2

1. Was the blower running upon arrival?

(YES) NO

2. Where there any alarm conditions upon arrival?

YES (NO) Comment: _____

3. Was the blower ambient air valve open?

YES (NO)

4. Was there water in the knockout (KO) tank?

YES (NO) Volume: _____

***Drain into drum** Drum Volume: _____

5. Was the vacuum/flow on either leg adjusted?

YES (NO) Which Leg? _____

6. Was there a GAC change out?

YES (NO)

ADDITIONAL COMMENTS:

Field Rep. Signature: _____ Date: _____

SSD SYSTEM FIELD DATA SHEET - BUILDING C

LMC Middle River Complex, Middle River, Maryland

Date: 9/3/09 **Barometric Pressure:** _____

Field Personnel: DLM **Room Temperature:** _____

GENERAL SYSTEM CHECK								
Location	Time	Vacuum post-KO (in. H2O)	Vacuum post-Filter (in. H2O)	Pressure post-Blower (in. H2O)	Temp (°F)	Flow (scfm)	Leg Vacuum (in. H2O)	Leg Air Velocity (ft/min)
Both	1635	40	55	8	135	50	—	—
SV-21	1636				—		46	1321
SV-23	1637				—		45	1901

PID READINGS (ppm)					
Location	Time	Direct	Tedlar Bag	Breakthrough ?	Comments
Pre-GAC					
Mid-GAC					
Post-GAC					
Pre-GAC (21 only)				PID CALIBRATION? YES NO RESULT: _____	
Pre-GAC (23 only)					

MONITORING		
Well	Time	Vacuum ("H2O)
SV-1	1651	1.3
SV-2	1652	0.34
SV-3	1649	5.0
SV-4	1647	9.2

Vapor Samples Taken (Summa Canister)

PRE MID POST (NONE)

*Monthly Samples were collected on 8/28/09.

1. Was the blower running upon arrival?

~~(YES)~~ (NO)

2. Where there any alarm conditions upon arrival?

(YES) NO Comment: High Liquid Level

3. Was the blower ambient air valve open?

YES (NO)

4. Was there water in the knockout (KO) tank?

(YES) NO Volume: ~40 gal.

*Drain into drum Drum Volume: _____

5. Was the vacuum/flow on either leg adjusted?

YES (NO) Which Leg? _____

6. Was there a GAC change out?

YES (NO)

ADDITIONAL COMMENTS:

*Pump 1 Running

Field Rep. Signature: Dawn L Mahoney Date: 9/11/09

SSD SYSTEM FIELD DATA SHEET - BUILDING C

LMC Middle River Complex, Middle River, Maryland

Date: 9/28/09 **Barometric Pressure:** _____

Field Personnel: DM **Room Temperature:** _____

GENERAL SYSTEM CHECK								
Location	Time	Vacuum post-KO (in. H2O)	Vacuum post-Filter (in. H2O)	Pressure post-Blower (in. H2O)	Temp (°F)	Flow (scfm)	Leg Vacuum (in. H2O)	Leg Air Velocity (ft/min)
Both		24	38	11	128		—	—
SV-21							25	1177
SV-23							24	2107

PID READINGS (ppm)					
Location	Time	Direct	Tedlar Bag	Breakthrough ?	Comments
Pre-GAC		0.0	*	—	
Mid-GAC		0.0	*	No	
Post-GAC		0.0	*	No	
Pre-GAC (21 only)				PID CALIBRATION? YES NO RESULT: _____	
Pre-GAC (23 only)					

For other project on-site

MONITORING		
Well	Time	Vacuum ("H2O)
SV-1		0.68
SV-2		0.18
SV-3		3.0
SV-4		5.1

Vapor Samples Taken (Summa Canister)

PRE MID POST NONE

Blower(s) in Use

Blower 1 Blower 2

1. Was the blower running upon arrival?

YES NO

2. Where there any alarm conditions upon arrival?

YES NO Comment: _____

3. Was the blower ambient air valve open?

YES NO

4. Was there water in the knockout (KO) tank?

YES NO Volume: _____

***Drain into drum** Drum Volume: _____

5. Was the vacuum/flow on either leg adjusted?

YES NO Which Leg? _____

6. Was there a GAC change out?

YES NO

ADDITIONAL COMMENTS:

*= hole in tedlar bag

Field Rep. Signature: [signature] for DM Date: 9-28-09

APPENDIX B

QUARTERLY SYSTEM CHECKS FORMS

SSD SYSTEM QUARTERLY SYSTEM CHECK

LMC MIDDLE RIVER COMPLEX, MIDDLE RIVER, MARYLAND

Date: 6/18/09 **Time:** 1200

Personnel: DLM **Building:** A

BLOWER SKID

Check Level Switch? (YES) NO Comments: _____

Visually inspect Air Filter? (YES) NO Replaced? YES (NO)
(replace filter when AP = 2-3 in. Hg)

Check Vacuum Relief Valve? (YES) NO Comments: _____

Check Temperature Switch? YES (NO) Comments: _____

Check Pressure Switch? (YES) NO Comments: _____

Measure and record amperage draw on Blower? (YES) NO Amperage: 5.68, 5.96, 5.92
Line 1 Line 2 Line 3

CARBON UNITS

Check GAC units for corrosion and leaks? (YES) NO Comments: Good Condition

Check condition of sample ports? (YES) NO Comments: _____

Are there any spent carbon units onsite? (YES) NO Comments: 3 spent carbons

Do they have Non-HAZ Waste labels? (YES) NO

MONITORING POINTS

Cover lids on the monitoring points in good condition? (YES) NO Comments: _____

Vacuum ports at extraction points in good condition? YES NO Comments: _____

ADDITIONAL COMMENTS

_____

Personnel's Signature: Daniel L Mathews Date: 6/18/09

SSD SYSTEM QUARTERLY SYSTEM CHECK

LMC MIDDLE RIVER COMPLEX, MIDDLE RIVER, MARYLAND

Date: 6/18/09 **Time:** 1230

Personnel: DLM **Building:** C

BLOWER SKID

Check Level Switch? (YES) NO Comments: _____

Visually inspect Air Filter? (YES) NO Replaced? YES (NO)
(replace filter when AP = 2-3 in. Hg)

Check Vacuum Relief Valve? (YES) NO Comments: _____

Check Temperature Switch? YES (NO) Comments: _____

Check Pressure Switch? (YES) NO Comments: _____

Measure and record amperage draw on Blower? (YES) NO Amperage: 2.28, 2.45, 2.38
Line 1 Line 2 Line 3

CARBON UNITS

Check GAC units for corrosion and leaks? (YES) NO Comments: Good Condition

Check condition of sample ports? (YES) NO Comments: _____

Are there any spent carbon units onsite? (YES) NO Comments: 1 unit

Do they have Non-HAZ Waste labels? (YES) NO

MONITORING POINTS

Cover lids on the monitoring points in good condition? (YES) NO Comments: _____

Vacuum ports at extraction points in good condition? YES NO Comments: _____

ADDITIONAL COMMENTS

_____

Personnel's Signature: Daniel L Martinez Date: 6/18/09

Attn: Dawn

SSD SYSTEM QUARTERLY SYSTEM CHECK

LMC MIDDLE RIVER COMPLEX, MIDDLE RIVER, MARYLAND

Date: 9-29-09 Time: 1600

Personnel: Mike Smith Building: A

BLOWER SKID

Check Level Switch? (YES) NO Comments: OK - Removed probe Checked in water

Visually inspect Air Filter? (YES) NO Replaced? YES (NO)
(replace filter when AP = 2-3 in. Hg)

Check Vacuum Relief Valve? (YES) NO Comments: OK

Check Temperature Switch? (YES) NO Comments: OK 220° Shut down point

Check Pressure Switch? (YES) NO Comments: OK

Check Autodialer Callout? (YES) NO Comments: OK

Measure and record amperage draw on Blower? (YES) NO Amperage: 5.4-5.8-6.3 Amps

CARBON UNITS

Check GAC units for corrosion and leaks? (YES) NO Comments: OK

Check condition of sample ports? (YES) NO Comments: OK

Are there any spent carbon units onsite? YES NO Comments:

Do they have Non-HAZ Waste labels? YES NO

MONITORING POINTS

Cover lids on the monitoring points in good condition? YES NO Comments:

Vacuum ports at extraction points in good condition? YES NO Comments:

ADDITIONAL COMMENTS

Low Vacuum (Yes) No

Personnel's Signature: [signature] Date: 9-29-09

SSD SYSTEM QUARTERLY SYSTEM CHECK
LMC MIDDLE RIVER COMPLEX, MIDDLE RIVER, MARYLAND

Date: 9-29-09 Time: _____
Personnel: Mike Smith Building: C

BLOWER SKID

Check Level Switch? (YES) NO Comments: Removed Probe Checked in Water.

Visually inspect Air Filter? (YES) NO Replaced? YES (NO)
(replace filter when AP = 2-3 in. Hg)

Check Vacuum Relief Valve? (YES) NO Comments: _____

Check Temperature Switch? (YES) NO Comments: 220° Shut downpoint

Check Pressure Switch? (YES) NO Comments: _____

Check Autodialer Callout? (YES) NO Comments: _____

Measure and record amperage draw on Blower? (YES) NO Amperage: 1.6-1.9-2.1

CARBON UNITS

Check GAC units for corrosion and leaks? (YES) NO Comments: OK

Check condition of sample ports? (YES) NO Comments: OK

Are there any spent carbon units onsite? YES NO Comments: _____

Do they have Non-HAZ Waste labels? YES NO

MONITORING POINTS

Cover lids on the monitoring points in good condition? YES NO Comments: _____

Vacuum ports at extraction points in good condition? YES NO Comments: _____

ADDITIONAL COMMENTS Low Vacuum (Yes) No

Personnel's Signature: [signature] Date: 9-29-09

APPENDIX C

SPENT GAC DISPOSAL DOCUMENTATION

SWT 4935

SIEMENS WATER TECHNOLOGIES CORP.

Bill of Lading

CONSIGNEE (TO): SIEMENS WATER TECHNOLOGIES CORP.	SHIPPER (FROM):
☐ 2523 Mutahar Street Parker, AZ 85344	1 Lockheed Martin 2 2373 Eastern Blvd Middle River MD
☐ 11711 Reading Road Red Buff, CA 96080	
☒ 118 Park Road Darlington, PA 16115	

Job#: 3 4018899

No. Shipping Units	TYPE*	DESCRIPTION	WEIGHT
4	5	**Spent Carbon - Non Hazardous Waste**	6
		Not DOT Regulated Material	
4	DM	**Circle one: AQUA VAPOR**	
		Profile # 7 SWTC-LOCKMD-AF	

CUSTOMER INFORMATION:

DATE 8 7/6/09	PRINT NAME: 9 Dawn Markiewicz (For Lockheed Martin)	SIGNATURE: 10

TRANSPORTER:

NAME OF CARRIER #1: Siemens Water Technologies Corp	DATE: 11 7/6/09	SIGNATURE: 12
NAME OF CARRIER #2: 13	DATE: 14	SIGNATURE: 15
RECEIVED BY (FULL NAME): 16	DATE: 17	SIGNATURE: 18

1.) Name of Generator
2.) Generator site address
3.) Given job number
4.) Number of units being picked up
5.) Type of unit being picked up
6.) Total weight
7.) Profile number, MANDATORY
8.) Date service and/or pick up performed
9.) Name of person signing for Generator
10.) Signature of person in box 9
11.) Same as box 8
12.) Signature of driver for Transporter #1
13.) Name of carrier transporting to Plant
14.) Date the load was picked up to go to the Plant
15.) Driver's signature for Transporter #2
16.) Full name of Receiving person
17.) Date received to Plant
18.) Signature of Receiving person

WHITE: THE PLANT YELLOW: TRANSPORTER #2 PINK: FILE REV 2/09

This Shipping Order Must be legibly filled in, in ink indelible Pencil, or in Carbon, and retained by the agent

Shipper No. _____

Carrier No. 4018899

Page _____ of _____

Siemens Water Technologies Corp
(Name of carrier) (SCAC)

Date 7-6-09

On Collect on Delivery shipments, the letters "COD" must appear before consignee's name or as otherwise provided in Item 430, Sec.1.

TO:
Consignee Lockheed Martin
Street Eastern BLVD
City Middle River State MD Zip Code

FROM: Shipper Siemens Water Technologies Corp
Street 259 Quigley BLVD
City New Castle State DE Zip Code 19720
24 hr. Emergency Contact Tel. No. _____

Route

Vehicle Number

No. of Units & Container Type	HM	BASIC DESCRIPTION Proper Shipping Name, Hazard Class UN or NA Number, Packing Group or UN or NA Number, Proper Shipping Name, Hazard Class, Packing Group	TOTAL QUANTITY (Weight, Volume, Gallons, etc.)	WEIGHT (Subject to Correction)	RATE	CHARGES (For Carrier Use Only)
4DM		VSC 200 with UCRSD		800		
		Lot # 40565				

PLACARDS TENDERED: YES ☐ NO ☒

Note — (1) Where the rate is dependent on value, shippers are required to state specifically in writing the agreed or declared value of the property, as follows: "The agreed or declared value of the property is hereby specifically stated by the shipper to be not exceeding _____ per _____."
(2) Where the applicable tariff provisions specify a limitation of the carrier's liability absent a release or a value declaration by the shipper and the shipper does not release the carrier's liability or declare a value, the carrier's liability shall be limited to the extent provided by such provisions. See NMFC Item 172.
(3) Commodities requiring special or additional care or attention in handling or stowing must be so marked and packaged as to ensure safe transportation. See Section 2(e) of item 360, Bills of Lading, Freight Bills and Statements of Charges and Section 1(a) of the Contract Terms and Conditions for a list of such articles.

I hereby declare that the contents of this consignment are fully and accurately described above by the proper shipping name and are classified, packaged, marked and labelled/placarded, and are in all respects in proper condition for transport according to applicable international and national governmental regulations.

_____ Signature

REMIT C.O.D. TO: ADDRESS

COD Amt: $

C.O.D. FEE: PREPAID ☒ COLLECT ☐ $

Subject to Section 7 of the conditions, if this shipment is to be delivered to the consignee without recourse on the consignor, the consignor shall sign the following statement:
The carrier shall not make delivery of this shipment without payment of freight and all other lawful charges.

_____ (Signature of Consignor)

TOTAL CHARGES $

FREIGHT CHARGES
FREIGHT PREPAID except when box at right is checked ☐ Check box if charges are to be collect

RECEIVED, subject to the classifications and tariffs in effect on the date of the issue of this Bill of Lading, the property described above in apparent good order, except as noted (contents and condition of contents of packages unknown), marked, consigned, and destined as indicated above which said carrier (the word carrier being understood throughout this contract as meaning any person or corporation in possession of the property under the contract) agrees to carry to its usual place of delivery at said destination, if on its route, otherwise to deliver to another carrier on the route to said destination. It is mutually agreed as to each carrier of all or any of, said property over all or any portion of said route to destination and as to each party at any time interested in all or any said property, that every service to be performed hereunder shall be subject to all the bill of lading terms and conditions in the governing classification on the date of shipment.
Shipper hereby certifies that he is familiar with all the lading terms and conditions in the governing classification and the said terms and conditions are hereby agreed to by the shipper and accepted for himself and his assigns.

SHIPPER SWT
PER _____

CARRIER SWT
PER _____
DATE 6-7-09

2

Permanent post-office address of shipper.

PRINTED ON RECYCLED PAPER USING SOYBEAN INK PRINTED WITH SOY INK

APPENDIX D

LABORATORY DATA