2011 Groundwater Monitoring Report
Martin State Airport
701 Wilson Point Road
Middle River, Maryland

Prepared for:

Lockheed Martin Corporation

Prepared by:

Tetra Tech, Inc.

March 2012



Michael Martin, P.G.
Regional Manager



Tony Apanavage, P.G.
Project Manager

TABLE OF CONTENTS

Section **Page**

ACRONYMS ..... **v**

1 INTRODUCTION **1-1**

2 SITE OVERVIEW **2-1**

2.1 MARTIN STATE AIRPORT BACKGROUND 2-1

2.2 REGIONAL GEOLOGIC AND HYDROGEOLOGIC CONDITIONS 2-1

2.3 MARTIN STATE AIRPORT SUBSURFACE CONDITIONS 2-2

2.4 DESCRIPTION OF HISTORICAL AREAS OF CONCERN 2-4

2.5 PREVIOUS INVESTIGATIONS 2-4

3 INVESTIGATION APPROACH AND METHODOLOGY **3-1**

3.1 SYNOPTIC GROUNDWATER-LEVEL MEASUREMENTS 3-1

3.2 GROUNDWATER SAMPLING 3-1

3.3 LABORATORY ANALYSES 3-2

3.4 DOCUMENTATION 3-3

3.5 EQUIPMENT DECONTAMINATION 3-4

3.6 WASTE MANAGEMENT 3-4

3.7 GENERAL SAMPLING PROCEDURES, NOMENCLATURE, AND HANDLING 3-4

3.8 DATA VALIDATION 3-5

4 INVESTIGATION RESULTS **4-1**

4.1 GROUNDWATER LEVEL DATA 4-1

4.2 GROUNDWATER CHEMICAL DATA 4-2

4.2.1 VOCs 4-3

4.2.2 1,4-Dioxane 4-11

4.2.3 Metals 4-12

TABLE OF CONTENTS (continued)

Section **Page**

4.2.4 Petroleum Hydrocarbons 4-13

4.2.5 Perchlorate and Haloacetic Acids 4-13

4.2.6 Radium-224/226 and Radium-228 4-13

5 SUMMARY 5-1

6 REFERENCES 6-1

APPENDICES

APPENDIX A—GROUNDWATER-LEVEL RECORD SHEETS

APPENDIX B—MONITORING-WELL PURGING AND SAMPLING RECORDS

APPENDIX C—ANALYTICAL-DATA TABLE

APPENDIX D—DATA-VALIDATION REPORTS WITH CHAIN-OF-CUSTODY FORMS (ON CD)

APPENDIX E—WASTE-PROFILE AND DISPOSAL RECORDS

LIST OF FIGURES

Page

Figure 1-1 Martin State Airport and Dump Road Area Location Map 1-3

Figure 2-1 Areas of Concern, Dump Road and Runway Area 2-17

Figure 2-2 Geologic Fence Diagram of the Dump Road Area 2-18

Figure 3-1 Groundwater Monitoring Well Sampling Locations, May-June 2011 3-10

Figure 4-1 Groundwater Elevation Contour Map—Upper Surficial Aquifer Wells, July 2011 4-86

Figure 4-2 Groundwater Elevation Contour Map—Intermediate Surficial Aquifer Wells, July 2011 4-87

Figure 4-3 Groundwater Elevation Contour Map—Lower Surficial Aquifer Wells, July 2011 4-88

Figure 4-4 Groundwater Elevation Contour Map—Deep Confined Aquifer Wells, July 2011 4-89

Figure 4-5 Trichloroethene, Cis-1,2-Dichloroethene and Vinyl Chloride Detected in Groundwater—Upper Surficial Aquifer, May–June 2011 4-90

LIST OF FIGURES (continued)

Page

Figure 4-6 Trichloroethene, Cis-1,2-Dichloroethene and Vinyl Chloride Detected in Groundwater—Intermediate Surficial Aquifer, May–June 2011 4-91

Figure 4-7 Trichloroethene, Cis-1,2-Dichloroethene and Vinyl Chloride Detected in Groundwater—Lower Surficial Aquifer, May–June 2011 4-92

Figure 4-8 Benzene Detected in Groundwater—Surficial and Deep Confined Aquifers, May–June 2011 4-93

Figure 4-9 Time Series Plots of Major Chlorinated VOCs—Source Area Wells DMW7S and MW5 4-94

Figure 4-10 Time Series Plots of Major Chlorinated VOCs—Source Area Wells DMW9S, DMW9I, and DMW9D 4-95

Figure 4-11 Time Series Plots of Major Chlorinated VOCs—Source Area Wells DMW11S and DMW1A 4-96

Figure 4-12 Time Series Plots of Major Chlorinated VOCs—Source Area Wells DMW5S, DMW4I, and DMW4D 4-97

Figure 4-13 Time Series Plots of Major Chlorinated VOCs—Source Area Wells DMW3S and DMW3I 4-98

Figure 4-14 1,4-Dioxane Detected in Groundwater—Surficial and Deep Confined Aquifers, May–June 2011 4-99

Figure 4-15 Cadmium, Nickel, and Vanadium Exceedances in Groundwater—Surficial and Deep Confined Aquifers, May–June 2011 4-100

Figure 4-16 Petroleum Hydrocarbon Exceedances in Groundwater—Upper Surficial Aquifers, May–June 2011 4-101

LIST OF TABLES

Page

Table 3-1 List of Sampled Groundwater Monitoring Wells and Chemical Analyses, May–June 2011 3-8

Table 4-1 Groundwater Levels and Elevations, July 14, 2011 4-15

Table 4-2 Statistical Analysis of Groundwater Sampling Results, May–June 2011 4-18

Table 4-3 Chemical Results for Groundwater Samples, May–June 2011 4-22

Table 4-4 Volatile Organic Compounds, Degradation Products, and Natural Attenuation Parameters, May–June 2011 4-83

Table 4-5 Metals Exceeding Maryland Groundwater Standards, May–June 2011 4-85

This page intentionally left blank.

ACRONYMS

bgs	below ground surface
BTEX	benzene, toluene, ethylbenzene, and xylenes
CAH(s)	chlorinated aliphatic-hydrocarbon(s)
cis-1,2-DCE	cis-1,2-dichloroethene
COC	chain of custody
COPC	chemical(s) of potential concern
cVOCs	chlorinated volatile organic compounds
DCE	dichloroethene
DO	dissolved oxygen
DPT	direct-push technology
DRA	Dump Road Area
DRO	diesel-range organics
ECD	electron-capture device
ERA	ecological risk assessment
GRO	gasoline-range organics
HHRA	human health risk assessment
IDW	investigation-derived waste
Lockheed Martin	Lockheed Martin Corporation
MAA	Maryland Aviation Administration
MCL	maximum contaminant level
MDANG	Maryland Air National Guard
MDE	Maryland Department of the Environment
MES	Maryland Environmental Service
µg/L	microgram(s) per liter
µg/kg	microgram(s) per kilogram
mg/L	milligrams per liter (i.e., parts per million)
MIP	membrane-interface probe
MIP/CPT	membrane-interface probe/cone-penetrometer tests
mL/min	milliliters per minute
NAA	natural-attenuation assessment
MSA	Martin State Airport
msl	mean sea level

NTU	nephelometric turbidity unit
ORP	oxidation-reduction potential
PAH	polynuclear aromatic-hydrocarbon
PCBs	polychlorinated biphenyls
pCi/L	picoCuries per liter
PPE	personal protective equipment
RDX	cyclotrimethylene-trinitramine or Royal Demolition Explosive
RI	remedial investigation
SVOC	semivolatile organic compound
Tetra Tech	Tetra Tech, Inc.
TB	trip blank
TCE	trichloroethene
TIC	tentatively identified compound
TPH	total petroleum hydrocarbon
USDOT	U.S. Department of Transportation
USEPA	U.S. Environmental Protection Agency
VC	vinyl chloride
VOC	volatile organic compound

Section 1
Introduction

This report summarizes groundwater sampling procedures and chemical results for May-June 2011 sampling at the Dump Road Area (DRA) of Martin State Airport (MSA) in Middle River, Maryland. Figure 1-1 shows the locations of Martin State Airport and the Dump Road Area, where the sampled monitoring wells are located. Tetra Tech, Inc. (Tetra Tech) prepared this report on behalf of Lockheed Martin Corporation (Lockheed Martin) in accordance with the Martin State Airport *2011 Groundwater Monitoring Work Plan* (Tetra Tech, Inc., 2011). Frog Mortar Creek surface water was also sampled during the Martin State Airport 2011 groundwater-monitoring sampling event; however, the procedures and results of the Frog Mortar Creek surface water sampling are provided in a separate Technical Memorandum and are not included in this report.

Groundwater was sampled to provide a current round of groundwater-quality data for selected monitoring wells at the site for the following purposes: to better understand the nature and extent of contamination in groundwater at the Dump Road Area; to evaluate time-based trends of on-site groundwater plumes; and to evaluate the natural attenuation of the chemicals of concern in groundwater at the site. These data, in conjunction with previously collected site data, will be used to update the numerical modeling of shallow-groundwater flow patterns and subsequent discharge to Frog Mortar Creek, and to provide the scientific and engineering basis for selecting and implementing a cost-effective and state-approved site remedial alternative.

Groundwater samples were chemically analyzed for volatile organic compounds (VOCs), 1,4-dioxane, total and dissolved metals, perchlorate (a propellant constituent), and field water-quality indicators. Selected groundwater samples were also analyzed for total petroleum hydrocarbons (TPH) diesel-range organics (DRO), TPH gasoline-range organics (GRO), radium-224, radium-226, radium-228, haloacetic acids, and natural-attenuation assessment (NAA) parameters.

This report is organized as follows:

Section 2—Site Overview: Briefly describes the site and subsurface conditions observed in the field during previous investigations, including the regional and site-specific geology and hydrogeology, as determined from site soil-borings and available scientific literature.

Section 3—Investigation Approach and Methodology: Presents the technical approach to the groundwater monitoring and describes the field methodology employed for the study.

Section 4—Investigation Results: Presents the results of the investigation.

Section 5—Summary: Summarizes the investigation findings.

Section 6—References: Cites references used to compile this report.

Map Document: (K:\GProject\MartinStateAirport-LMC\MapDocs\MXD\Maps\MSA and Dump Road Area location map_7 29 11.mxd)
10/5/2011 -- 2:15:10 PM

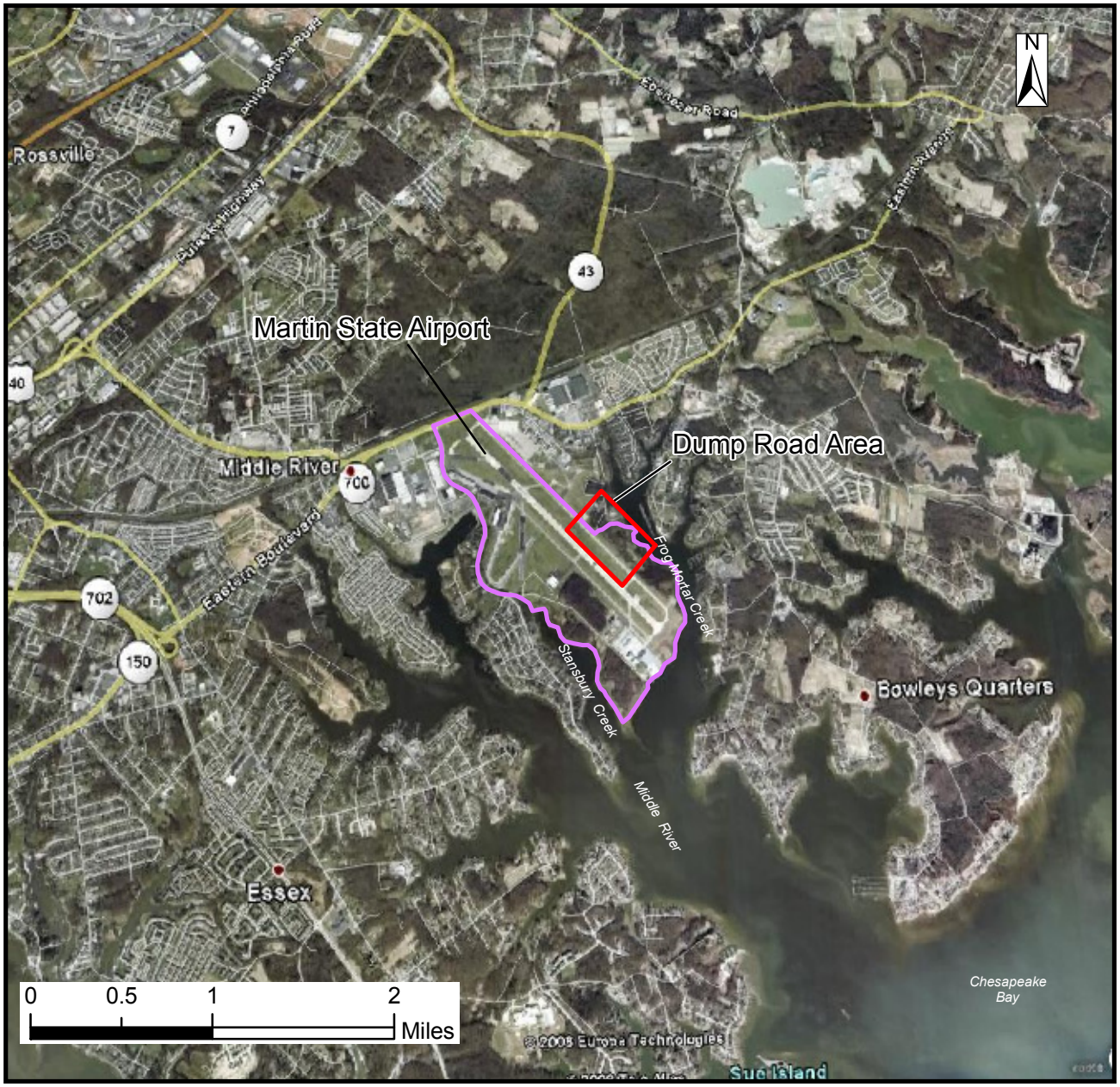

Source: Google Earth Pro, 2008

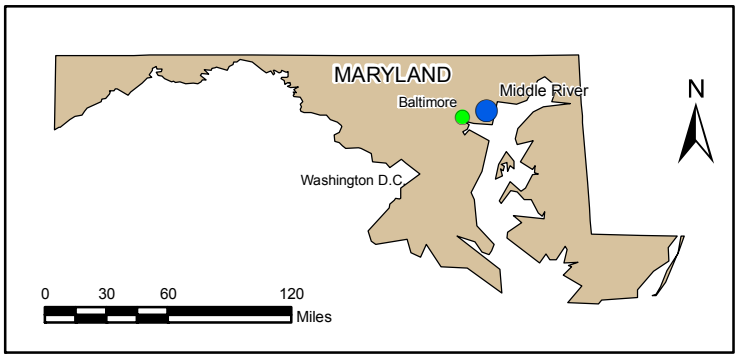

FIGURE 1-1

MARTIN STATE AIRPORT AND DUMP ROAD AREA LOCATION MAP

Dump Road Area
Lockheed Martin, Martin State Airport
Middle River, Maryland

DATE MODIFIED:	CREATED BY:
10/05/11	MP

TETRA TECH

Section 2
Site Overview

2.1 MARTIN STATE AIRPORT BACKGROUND

Maryland State Airport (MSA) is at 701 Wilson Point Road in Middle River, Maryland, and is bounded by Frog Mortar Creek to the east and Stansbury Creek to the west (see Figure 1-1). Both creeks join Chesapeake Bay south of the airport. The area under investigation is in the southeastern portion of the MSA, bounded by Frog Mortar Creek to the east and the main airport runway to the west. The investigation area was initially identified in July 1991, when the Maryland Aviation Administration (MAA) encountered four buried drums adjacent to Taxiway Tango during trenching to install an electrical cable. Discovery of these drums led to investigation of the surrounding area for possible soil and groundwater contamination, as required by the Maryland Department of the Environment (MDE) in its January 6, 1992 and January 14, 1997 letters to MAA (MDE, 1992; 1997).

2.2 REGIONAL GEOLOGIC AND HYDROGEOLOGIC CONDITIONS

MSA is in the western shore of the Coastal Plain physiographic province. Regional and local studies (Vroblesky and Fleck, 1991; Chapelle, 1985) indicate that the MSA facility lies on the Patapsco geologic formation. This formation consists of complex and interbedded mixtures of gray, brown, and red sands, silts, and clays originating from sediment deposition in a low coastal plain traversed by low-gradient meandering streams. Below the Patapsco Formation lies a regionally extensive, thick, clay confining-unit known as the Arundel Formation, a massive, impermeable unit underlying the site and surrounding area.

The Arundel Formation outcrops northwest of the site and dips and thickens to the southeast, extending as far east as Cambridge, Maryland, where it is more than 600 feet thick. Regional lithologic information indicates that the Arundel Formation may be as much as 100–150 feet thick at MSA (Vroblesky and Fleck, 1991; Chapelle, 1985). The formation most likely acts as an

impermeable barrier to the downward movement of any constituents found in the surficial-aquifer. Southwest of MSA, the base of the Arundel Formation, where it lies upon the top surface of the deeper Patuxent Formation, has been mapped at 170–300 feet below mean sea level (msl) (Vroblesky and Fleck, 1991; Chapelle, 1985). These regional studies indicate that the base of the Arundel Formation may occur at 250–300 feet below msl. Consequently, the depth to the base of the Arundel Formation may range from 270–320 feet below ground surface (bgs) at MSA.

The Patuxent Formation, a multi-aquifer unit, comprises various interbedded layers of sand, silt and clay with abrupt changes of deposited material types over short distances. Permeable, sand-rich units range from bounded sand sheets to isolated sand bodies (Glaser, 1969). In the MSA area, groundwater flows to the south and southwest, in response to industrial wells withdrawing water southwest and west of the site (Chapelle, 1985; Curtin, 2006).

2.3 MARTIN STATE AIRPORT SUBSURFACE CONDITIONS

At MSA, numerous shallow and deep soil borings have been advanced to collect soil samples for lithologic information and chemical analyses. A fence diagram of the site geology is shown in Figure 2-2. Previous site studies indicate that the subsurface geology at MSA consists of highly heterogeneous mixtures of unconsolidated sediments of gravels, sands, silts, and clays. A layer of fill consisting of heterogeneous sands, silts, and clays overlies native soils.

Boring logs for groundwater monitoring wells MW5, DMW7S, and MW7 indicate that a heterogeneous mixture of clay, silt, and some silty sand predominates to a depth of approximately 25 feet bgs (five feet below msl), which is underlain by poorly graded fine sand, with occasional silt lenses, to a depth of approximately 32–42 feet bgs (11–21 feet below msl). At groundwater monitoring wells DMW7S and MW7, silt and clay predominate from 32–39 feet deep (11–19 feet below msl). At well MW5, the geology consists predominantly of poorly graded, fine sand to 42 feet bgs (19 feet below msl) at its termination point. (Refer to Section 3 for groundwater monitoring-well locations.)

The groundwater-monitoring wells are screened in the surficial-aquifer system (the Patapsco Formation) at different elevations to provide hydrologic and chemical data across the entire water-bearing zone. For data evaluation and correlation, the aquifer is divided into upper, intermediate, and lower surficial-aquifer zones. Twenty-seven groundwater monitoring wells

(DMWlS through DMW11S, MW3 through MW7, MW15S through MW18S, MW20S, MW23S through MW26S, RW1S, and OW1S) are screened in the upper surficial-aquifer, which is the portion of the surficial-aquifer from the ground surface to approximately 15 feet below msl.

Generally, the upper surficial-aquifer consists of fill that occurs within the uppermost 10-20 feet bgs, with native soils beneath the fill materials. Locally, (i.e., DMW7S and MW7) an eight-foot thick, low-permeability zone (i.e., an aquiclude) lies between the upper surficial-aquifer and the intermediate surficial-aquifer. In some areas of the site, the aquiclude restricts groundwater flow and retards contaminant movement between the upper and intermediate surficial-aquifer zones. However, the low-permeability zone is localized and limited in extent; it was not encountered at MW5, thus providing a direct pathway for migration to deeper zones from surface-released chlorinated solvents.

Twenty-nine groundwater monitoring wells (DMW1A, DMW2A, MW1, MW2, DMW3I through DMW11I, MW14I through MW26I, MW28I, RW1I, and OW1I) are screened in the intermediate surficial-aquifer, between 15–45 feet below msl. Twenty groundwater-monitoring wells (DMW1B, DMW2B, DMW3D through DMW9D, MW14D through MW23D, and MW26D) are screened in the lower surficial-aquifer, from approximately 45–73 feet below msl. At approximately 45 feet below msl, a thin clay aquitard lies between the intermediate and lower surficial-aquifers.

Four wells (MW27D, MW29D, MW30D and MW31D) are screened in deep confined-aquifers underlying the lower surficial-aquifer. The deep-well logs indicate that alternating sand and silt aquifers and clay aquitards lie beneath the lower surficial-aquifer. Lithologic data from the four deep wells indicate 6–40 feet of clay beneath the lower surficial-aquifer. Beneath this clay bed is a series of alternating sand and clay layers with top surfaces at approximately 120–130 feet below msl (sand), 140–160 feet below msl (clay), 190 feet below msl (sand), 197–205 feet below msl (clay), and 245 feet below msl (sand at MW29D only).

A series of alternating sand and silt aquifers and clay aquitards was encountered beneath the lower surficial-aquifer. Permeability tests on the aquitard clays indicate low vertical permeabilities, ranging from 2.2E-08 to 13.0E-08 centimeters per second. A single-well, directional, heat-pulse technique successfully estimated groundwater flow directions at groundwater monitoring wells MW27D and MW29D. These results were used to locate

downgradient groundwater monitoring wells MW30D and MW31D. Groundwater in the deep confined-aquifers flows in a southeasterly direction, from MW27D through MW31D, toward MW29D. Groundwater elevations for groundwater monitoring wells MW28I and MW27D indicate an upward hydraulic gradient of 0.0035.

2.4 DESCRIPTION OF HISTORICAL AREAS OF CONCERN

MAA conducted several investigations at the southeast portion of MSA from 1992–1996. These include a geophysical survey of Taxiway Tango (Handex, 1992), a preliminary site investigation of Taxiway Tango (Maryland Environmental Service [MES], 1994), a confirmation investigation of Taxiway Tango (MES, 1995), and an expanded investigation of Taxiway Tango (MES, 1996). Results of these investigations identified four areas of concern:

1) *Taxiway Tango Median Anomaly Area*—After four buried drums were removed in 1991, a geophysical survey was conducted throughout the area adjacent to Taxiway Tango. Several anomalous zones were identified as possibly containing buried metal.

2) *Drum Area*—Several drums were uncovered when surface vegetation was cleared during a 1996 site investigation.

3) *Two existing ponds*—Historical records indicate that acids may have been discharged to the present location of two ponds during the 1950s and 1960s.

4) *Petroleum Hydrocarbon Area*—Petroleum hydrocarbons were encountered while drilling a soil boring during a 1996 site investigation. The Petroleum Hydrocarbon Area is approximately 200 feet west of the ponds.

Trichloroethene (TCE) and TCE-degradation daughter-products were detected throughout the investigation area, with the highest concentrations appearing in the upper and intermediate surficial-aquifer. At MSA, previously detected concentrations of TCE range from 0.5 to more than 100,000 micrograms per liter (µg/L). 1,4-Dioxane, typically co-located with chlorinated solvents, is also considered a chemical of concern. TCE-degradation daughter-products (e.g., dichloroethene [DCE], vinyl chloride [VC], etc.) are typically co-located with TCE at MSA.

2.5 PREVIOUS INVESTIGATIONS

- ***March 1999: initial groundwater monitoring-well sampling—***Lockheed Martin first evaluated the site in March 1999, sampling six existing groundwater monitoring wells to obtain updated chemical data on groundwater quality, elevation, and flow direction at the southeast portion of MSA. TCE, cis-1,2-dichloroethene (cis-1,2-DCE), and VC were detected in select monitoring wells at concentrations exceeding Maryland groundwater

standards and United States Environmental Protection Agency (USEPA) National Primary Drinking Water Maximum Contaminant Levels (MCLs). A detailed description of the groundwater sampling program is provided in the May 1999 *Final Groundwater Monitoring Well Surveying and Sampling Report* (Tetra Tech, 1999). Elevated concentrations of volatile organic compounds (VOCs) in the existing monitoring wells led to further investigation of the site to identify potential chemical source areas.

- ***March–May 2000: Source Identification and Assessment Program—***The second investigation was a Source Identification and Assessment Program. MAA had previously identified four specific areas as possible historical sources of released chemicals. Each of these areas of potential concern was investigated through a combination of excavations, localized trenching, drilling of soil borings, and sampling and laboratory analyses of soil, sediments, and groundwater. VOCs, petroleum hydrocarbons, and metals were detected in soil and groundwater during this investigation. Vinyl chloride is the only VOC detected above its USEPA Region III risk-based concentration (used by MDE for screening purposes) for industrial soil. Some VOCs were also detected in groundwater at levels above groundwater standards. The investigation results are documented in the September 2000 *Final Source Identification and Assessment Report* (Tetra Tech, 2000). The Source Identification and Assessment Program identified VOCs in excess of published cleanup criteria; chemicals in groundwater were therefore delineated.

- ***December 2001–December 2002: partial chemical delineation and initial modeling—*** The third investigation further delineated the lateral extent of chemicals in near-surface groundwater at the four source areas of concern. In addition, deep multi-level monitoring wells were installed at two locations to characterize the site geology and vertical extent of groundwater contamination. The deep-groundwater monitoring wells were installed where the highest concentrations of TCE and VC had been detected during the shallow groundwater investigation. A summary of these activities is provided below and is also documented in the December 2002 *Final Chemical Delineation and Groundwater Modeling Report* (Tetra Tech, 2002). Data collected during the groundwater investigation indicates that VOCs (primarily cis-1,2-DCE, TCE, and VC) and metals (primarily cadmium*)* were in groundwater above groundwater standards. The lateral and vertical distributions of chemicals in groundwater were not delineated during this phase of the investigation.

- ***July 2003–March 2004: data-gap investigation and groundwater modeling—***The fourth investigation aimed to further delineate and characterize the chemical plumes at the site and model groundwater. Nine additional multi-level monitoring wells (DMW3 through DMW11), three shallow groundwater-monitoring wells (DMW1S, DMW2S, and MW7), and four temporary groundwater-monitoring wells (TT11 through TT14) were installed at the site. The lateral and vertical distributions of chemical concentrations in groundwater indicate three possible source areas at the site, contributing to three primary groundwater plumes. These source areas and plumes are:

    - Plume 1, originating from the Drum Area

    - Plume 2, originating from the Petroleum Hydrocarbon and Pond #1 Area

- Plume 3, originating from the Taxiway Tango median area

Three chlorinated VOCs (cis-1,2-DCE, TCE, and VC) and cadmium were reported at elevated concentrations during this investigation. The distribution of VOCs in groundwater suggests dechlorination of TCE to its daughter-products cis-1,2-DCE and VC. The plumes are migrating along the downgradient groundwater-flow path from west to east toward Frog Mortar Creek. Although the three plumes represent the primary source areas, the chemicals have commingled to form a single contiguous area of groundwater contamination in the eastern portion of the site approaching Frog Mortar Creek.

Site-specific information was used to develop a conceptual model, including regional setting, soil lithology, aquifer characteristics, and historical and current chemical-concentration data. Numerical modeling predicted groundwater flow and chemical migration in the investigation area. Summaries of the investigation and modeling are documented in the May 2004 *Final Data-Gap Investigation and Modeling Report* (Tetra Tech, 2004).

- ***Fall/winter 2007: additional on-site soil and groundwater characterization***—Additional on-site soil and groundwater characterization in September 2007 further delineated and characterized the chemical plumes and provided data supporting the evaluation of remedial alternatives. The program included advancing 52 membrane-interface probe/cone-penetrometer tests (MIP/CPT) and installing and subsequently sampling 12 new and multi-level (nested) surficial-aquifer groundwater-monitoring wells. Thirty-one monitoring wells were installed, including shallow, intermediate, and deep monitoring wells. The screens of the nested wells were installed at three separate depth intervals of approximately 30, 50, and 80 feet bgs. Two shallow and two intermediate wells were installed as recovery and observation wells in support of aquifer-hydraulics testing. The existing and newly installed nested wells were sampled for target-contaminants analysis. MIP/CPT screening provided a vertical profile of electric conductivity and VOCs in subsurface soils and groundwater and identified the source areas of contamination. The overall objectives of these field activities were to characterize the subsurface soil in the vadose and saturated zones, delineate the lateral boundaries of contamination in soil and groundwater, and delineate the vertical extent of contamination in soil and groundwater.

  The study also used electromagnetic and gamma surveys to identify anomalies in the subsurface that could represent buried waste and any possible contaminant source(s). Test pits were excavated at locations identified by the geophysical survey as being either anomalous or non-anomalous, to determine depth of fill, visually identify buried debris, and collect soil samples for laboratory analysis. A summary of this investigation is provided below and documented in the June 2008 *Soils and Groundwater Data Report* (Tetra Tech, 2008):

  - Elevated electron-capture device (ECD) responses indicated the presence of chlorinated aliphatic-hydrocarbons (CAHs) at 19 of the 52 MIP locations. The contamination appeared to be bounded on the north, south, and west. Significant shallow, vadose-zone soil contamination was observed at two locations: MIP-57 and MIP-58, between Taxiway Tango and the runway.

- Soil and groundwater samples collected from the direct-push technology (DPT) sampling locations confirm the presence of CAHs in those borings exhibiting elevated ECD response. The maximum TCE concentration in soil was 7,680 micrograms per kilogram (µg/kg), at MIP-58 (10 feet bgs). Soil samples from a limited number of locations minimally exceed MDE residential soil standards. The maximum concentration of TCE in groundwater was 68,600 µg/L (at MIP-28, 34–36 feet bgs). A range of other CAHs and petroleum hydrocarbons was also detected in these samples.

- Groundwater was found to flow generally northeast, toward Frog Mortar Creek.

- VOCs (CAHs and petroleum hydrocarbons), metals, and 1,4-dioxane are present throughout a large portion of the investigation area, at multiple depths, and at high concentrations.

- The maximum TCE concentration observed in a monitoring well sample was 41,400 µg/L (DMW-11I). TCE contamination extended north to an area north of Pond #2, south to DMW-7I, and west to the area between Taxiway Tango and the runway. The contamination appeared delineated, except for the area north-northwest of MW-15 and MW-26 and south of MW-19.

- The maximum 1,4-dioxane concentration observed in a monitoring well sample was 1,800 µg/L (DMW-3S). Most of the 1,4-dioxane contamination appeared isolated to the central portion of the site, extending north to MW-18, south to DMW-7, and west to DMW-9.

- The maximum perchlorate concentration observed in a monitoring well sample was 8 µg/L (DMW-7I); perchlorate in groundwater was generally confined to the area southeast of Pond #2. Groundwater samples from new monitoring wells were not analyzed for perchlorate.

- A wide range of metals exceeds MDE standards at locations throughout the site. Exceedances were observed for arsenic, barium, beryllium, cadmium, chromium, lead, nickel, selenium, vanadium, and zinc.

- The geophysical investigation found suspected waste over approximately 19 acres of the site. When areas inaccessible to the investigation but suspected of containing waste (the areas of Ponds #1 and #2 and east of the ponds) were included, the area of the site suspected of containing waste was estimated at approximately 25 acres. The investigation appeared to have delineated the extent of the waste in all directions.

- The test-pit excavations confirm the presence of waste that had been identified by the geophysical survey. Soil sampling associated with the test pits showed semi-volatile organic compounds (SVOCs), polychlorinated biphenyls (PCBs), and metals concentrations above MDE residential standards in many of the test pits excavated in the waste areas. Lesser concentrations of these contaminants were also found in areas not containing waste.

- ***June 2008–January 2009: deep groundwater investigation—***This investigation sought to determine whether VOCs detected in surficial-aquifer groundwater at MSA have

migrated vertically through clay-rich sediments to the next underlying aquifer. Four groundwater-monitoring wells were installed into a confined aquifer lying beneath the groundwater contamination previously characterized in the surficial aquifer at MSA. A shallow well was also installed in the surficial aquifer at a hydraulically upgradient location near well MW27D. As part of this investigation, groundwater levels were measured in the newly installed groundwater monitoring wells to determine groundwater-flow direction in the deeper confined-aquifer. Groundwater samples were collected for chemical analyses to assess the presence of VOCs. The following summarizes the investigation and its findings (Tetra Tech, 2009a):

- Four deep soil borings were advanced to depths of 218–268 feet bgs. A fifth boring for an intermediate surficial-aquifer well was advanced to a depth of 50 feet. Continuous soil coring was used at each borehole to record lithologic descriptions. Four clay/soil samples from deep borings were collected for geotechnical analyses.

- A series of alternating sand and silt aquifers and clay aquitards were encountered beneath the lower surficial-aquifer, beginning at approximately 100 feet bgs. Permeability tests on the underlying clay indicate low vertical permeabilities of 2.2E-08 to 13.0E-08 centimeters per second.

- A single-well, directional, heat-pulse technique successfully estimated groundwater flow directions at groundwater monitoring wells MW27D and MW29D. Results of these tests were used to identify drilling locations for downgradient groundwater monitoring wells MW30D and MW31D. Groundwater levels recorded in January 2009 show that these wells are hydraulically downgradient of VOC contamination in the lower surficial-aquifer.

- Five two-inch-diameter monitoring wells were installed to monitor groundwater quality and levels in the intermediate surficial-aquifer and the deep confined-aquifers beneath the lower surficial-aquifer. Well-bottom completion depths range from 50-207 feet bgs. Groundwater samples were collected and analysed for VOCs, SVOCs, and metals.

- Groundwater in the deep confined-aquifer was found to flow in a southeasterly direction from MW27D toward MW29D through MW31D. Investigators determined that contaminants potentially introduced into the lower confined-aquifer from the lower surficial-aquifer (i.e., in the area of groundwater monitoring wells DMW-1B, DMW8D, and DMW4D) could be monitored effectively by downgradient groundwater-monitoring wells MW29D, MW30D, and MW31D. Groundwater elevations for groundwater monitoring wells MW28I and MW27D indicate an upward hydraulic gradient of 0.0035 feet per feet.

- TCE, DCE, and VC were detected in the groundwater sample from newly installed intermediate surficial-aquifer well MW28I at concentrations exceeding drinking water MCLs and Maryland groundwater standards. MW28I was installed at a depth of 50 feet bgs at a location northeast and hydraulically upgradient of the areas where (historically) high concentrations of TCE had occurred.

- Chlorinated VOCs (cVOCs), VOC-degradation products, and 1,4-dioxane detected in the lower surficial-aquifer groundwater across the site were not detected in the deep-well groundwater samples. VOCs and SVOCs reported for the deep-well samples are common laboratory contaminants or are constituents of petroleum fuels. Concentrations of the detected VOCs and SVOCs are less than the MCLs and Maryland groundwater standards.

- ***August–September 2008: groundwater monitoring—***The 2008 monitoring provided a then-current round of groundwater data for older existing groundwater- monitoring wells, and a second round of groundwater data for newly installed monitoring wells at MSA. These data describe then-current groundwater-quality conditions at the facility that support evaluation of time-based trends of groundwater contaminants, and evaluation of remedial actions in subsequent studies. Groundwater samples were chemically analyzed for cVOCs, one SVOC, metals, and several water-quality indicators. The following summarizes the findings of the September–October 2008 groundwater sampling and analyses (Tetra Tech, 2009b):

  - Groundwater flow in the upper, intermediate, and lower surficial-aquifer zones is generally northeast toward Frog Mortar Creek. However, data indicate local variations in the hydrology of the intermediate and lower surficial-aquifer zones which cause divergent flow north toward the Maryland Air National Guard (MDANG) property and south toward the southern end of the MSA peninsula.

  - Concentrations of cVOCs exceed Maryland groundwater standards throughout a large portion of the investigation area and at multiple depths. The maximum TCE concentration observed in a then-current monitoring well sample was 29,000 µg/L, reported for upper surficial-aquifer well DMW11S. Multiple VOC sources at the site resulted in VOC-contaminated groundwater extending to areas north of Pond #2, south to DMW6I and DMW7I, and west to the area between Taxiway Tango and the runway.

  - Chlorinated VOCs were detected at concentrations exceeding Maryland groundwater standards in samples from monitoring wells then-recently installed north and east of Pond #2 and south of pre-existing groundwater monitoring wells.

  - Concentrations of cVOCs in groundwater decreased substantially when compared to the 2004 chemical results for the MSA. The TCE concentration-reduction for 2008, and high concentrations of its chemical daughter-products cis-1,2-DCE, VC, and chloroform, indicate that TCE-degradation was occurring at the site.

  - VOC contamination was not fully delineated north–northwest of well clusters MW14, MW17, and MW28; east of well clusters MW14, MW18, DMW3, DMW2, DMW4, and DMW5; west of DMW11S; and south of well clusters MW19 and MW24.

  - 1,4-Dioxane was detected primarily in groundwater samples from the upper and intermediate surficial-aquifer zones. 1,4-Dioxane was co-located in areas containing the highest concentrations of cVOCs and occurred primarily near Pond #1 and the area east of Pond #1. The highest concentrations of 1,4-dioxane were 590 µg/L at

well MW16S (northwest of Pond #2) and 490 µg/L at well DMW2A (east of Pond #1 near Frog Mortar Creek).

- Concentrations of 12 metals exceed groundwater standards in one or more groundwater samples. Concentrations of manganese and iron most frequently exceed standards (89% and 79% of samples, respectively), with their maximum concentrations exceeding standards by more than a factor of 100 (i.e., two orders of magnitude). Concentrations of cadmium exceed the standard in 20% of samples, with the maximum concentration exceeding the groundwater standard by more than two orders of magnitude. The greatest concentrations of cadmium are associated with high levels of VOCs in the intermediate surficial-aquifer, at groundwater monitoring wells DMW1A, DMW2A, DMW8I, and DMW3-I, which are south and east of Pond #1. Concentrations of metals such as chromium, hexavalent chromium, lead, mercury, and zinc exceed standards in less than 10% of samples, ranging from one exceedance each for mercury and zinc to five exceedances for lead. Dissolved lead and mercury concentrations did not exceed the standards.

- ***Additional well installation—2009*:** In August 2009, three new two-level well clusters (MW32S/I, MW33S/I, and MW34S/I) were installed at the Dump Road Area (DRA) site. These monitoring wells were installed to further characterize the horizontal and vertical extent of groundwater contamination in the northern, northwestern, and southern portions of the site, where the boundaries of VOC contamination had not been delineated. The installed wells include three upper-zone wells and three intermediate-zone wells. These wells were installed as nested wells in a single borehole. Drilling, well installation, and well development followed procedures discussed previously for the 2007 well installation program.

- ***August–September 2009: groundwater monitoring*—**The 2009 monitoring provided a new round of groundwater data for older existing groundwater monitoring wells and newly installed wells. These data described then-current groundwater-quality conditions at the facility to evaluate time-based groundwater-contaminant trends and to evaluate remedial actions in subsequent studies. Groundwater samples were chemically analyzed for chlorinated VOCs, one SVOC, metals, and several water-quality indicators. The following summarizes the findings of the August–September 2009 groundwater sampling and analyses (Tetra Tech, 2010a):

  - Groundwater in the upper, intermediate, and lower surficial-aquifer zones flows generally northeast toward Frog Mortar Creek. However, local variations in the hydrology of the upper, intermediate, and lower surficial-aquifer zones provide divergent flow north and northwest, and south toward the southern end of the MSA peninsula.

  - Concentrations of cVOCs exceed Maryland groundwater standards throughout a large portion of the investigation area and at multiple depths. The maximum TCE concentration observed in a then-current monitoring well sample is 36,000 µg/L, reported for upper surficial-aquifer well DMW11S. Multiple VOC sources at the site have resulted in VOC-contaminated groundwater extending to areas north of Pond #2,

south to DMW6I and DMW7I, and west to the area between Taxiway Tango and the runway.

- Chlorinated VOCs were detected at concentrations exceeding Maryland groundwater standards in samples from monitoring wells recently installed northwest of Pond #2. TCE was not detected in two new wells installed south of the Drum Area plume (wells MW32S and MW32I).

- Concentrations of cVOCs in groundwater were consistent with the 2008 results and decreased substantially as compared to the 2004 chemical results for the MSA. The TCE concentration-reduction observed in 2009 and the high concentrations of the chemical daughter-products cis-1,2-DCE, VC, and chloroform indicate that TCE-degradation was occurring at the site.

- VOC contamination had not been fully delineated west and northwest of well MW15 and MW33; north of well clusters MW14 and MW17; east of well clusters MW14, MW18, DMW3, DMW2, DMW4, and DMW5; and west of DMW11S.

- 1,4-Dioxane was detected primarily in groundwater samples from the upper and intermediate surficial-aquifer zones. 1,4-Dioxane was co-located in areas containing the highest concentrations of chlorinated VOCs, detected primarily near Pond #1 and the area east of Pond #1. The highest concentrations of 1,4-dioxane were 1,100 µg/L at well DMW3I (east of Pond #1 near Frog Mortar Creek) and 790 µg/L at well MW16S (north of Pond #2).

- Concentrations of 11 metals exceed groundwater standards in one or more groundwater samples. Concentrations of manganese and iron exceeded standards most frequently, with the maximum concentrations exceeding standards by more than a factor of 100. Concentrations of cadmium exceed the standard in nearly 20% of samples, with the maximum concentration exceeding the groundwater standard by more than two orders of magnitude. Concentrations of metals such as chromium, lead, mercury, and selenium exceed the standards in less than 10% of the samples, ranging from one exceedance for selenium to three exceedances for lead. Dissolved lead and mercury concentrations do not exceed standards.

- ***2010 remedial investigation report—***A remedial investigation (RI) was completed in early 2010 (Tetra Tech, 2010c) evaluating the nature and extent of soil and groundwater contamination, assessing the fate and transport of contaminants in soil and groundwater, and presenting a human health risk assessment (HHRA) and an ecological risk assessment (ERA). The RI is based on physical and chemical data for soil collected from 2000–2009 and groundwater chemical data from 2007–2009. Below is a summary of the RI findings:

  - Chemical analyses of numerous soil samples and several pond-sediment samples indicate VOCs, SVOCs, PCBs, and several metals in soil and pond-bottom sediment at concentrations exceeding both USEPA human health and ecological risk-based screening levels and MDE soil-cleanup standards. The primary VOCs detected in soil and pond-sediment samples are TCE, TCE-degradation products (such as cis-1,2-DCE

and VC), and benzene, toluene, ethylbenzene, and xylenes (BTEX). SVOCs detected in soil and sediment include polynuclear aromatic-hydrocarbons (PAHs). A subset of the 19 metals detected in soil and pond sediment at the site includes antimony, arsenic, cadmium, copper, chromium, lead, mercury, nickel, and zinc.

- Groundwater samples collected in 2007–2009 were analyzed for VOCs, 1,4-dioxane, perchlorate, total and dissolved metals, and hexavalent chromium. Upper surficial-aquifer wells were analyzed in 2009 for total petroleum hydrocarbons (TPH)-diesel-range organics (DRO) and TPH-gasoline-range organics (GRO). Selected wells were analyzed for Natural-Attenuation Assessment (NAA) parameters such as alkalinity, chemical oxygen demand, dissolved gasses (methane, ethane, ethene, hydrogen, oxygen, carbon dioxide), anions, total organic carbon, etc. Approximately 200 groundwater samples were collected between 2007 and 2009 from the upper, intermediate and lower surficial-aquifer and deep confined-aquifer.

- Concentrations of cVOCs (such as TCE and cis-1,2-DCE) exceed federal and Maryland groundwater standards throughout a large portion of the investigation area and at multiple depths. Multiple VOC sources at the site have resulted in VOC-contaminated groundwater extending west to the airport runway, north to well MW34 (north of Pond 2), east near the Frog Mortar Creek shoreline at wells MW14-DMW5, and south to well MW24.

- Concentrations of cVOCs in groundwater generally decreased as compared to the 2004 chemical results for the MSA. The reductions of TCE concentrations and the high concentrations of the chemical daughter-products cis-1,2-DCE, VC, and ethene indicate that TCE-degradation has occurred at the site and may continue.

- 1,4-Dioxane was detected primarily in groundwater samples from the upper and intermediate surficial-aquifer zones. 1,4-Dioxane was generally co-located in areas containing the highest concentrations of cVOCs, which occur primarily near Pond 1 and the area east.

- Concentrations of cadmium exceed the standard in 20% of the samples. The greatest concentrations of cadmium are associated with high levels of VOCs in the intermediate surficial-aquifer at wells DMW1A, DMW2A, DMW8I, and DMW3I, south and east of Pond 1.

- BTEX was detected less frequently and at lower concentrations with respect to groundwater standards than were the chlorinated aromatic-hydrocarbons. Well DMW9S, near the Petroleum Hydrocarbon Area, had the greatest concentrations of BTEX.

- In 2009, groundwater samples from the upper surficial-aquifer were analyzed for TPH-DRO, which was detected in more than half of the samples, with the greatest concentration reported for well DMW20S in the upper surficial-aquifer south of the Petroleum Hydrocarbon Area. TPH-GRO was detected in nearly all of the groundwater samples, with the greatest concentration reported in well DMW9S, screened in the upper surficial-aquifer south of the Petroleum Hydrocarbon Area. Substantially lower concentrations of TPH-DRO and TPH-GRO were reported for wells at the Drum Area Plume and Taxiway Tango Plume area.

- Groundwater modeling supported development of remedial alternatives to address VOCs and 1,4-dioxane contamination in groundwater. These remedial alternatives focused on controlling and capturing contaminated groundwater at the site. Additional simulations examined the effects of placing injection and extraction wells in the plumes' high concentration zones.

- An HHRA produced in accordance with USEPA and MDE guidelines evaluated risk to potential human receptors under current and likely future land uses. The HHRA considered receptor exposure under non-residential (e.g., industrial, recreational) and residential land use scenarios. The predominant chemicals of potential concern (COPC) for human health as a result of direct-contact exposure were reported as cVOCs (soils, groundwater, sediments), BTEX (soils, groundwater), substituted benzene compounds (soils, groundwater), PAHs (soils, sediments), and several heavy metals (e.g., cadmium, lead, copper, chromium, nickel). Only one chemical was detected in surface water, and no COPC were selected for surface water. Risks due to trespasser exposures to surface water were not quantitatively evaluated in this HHRA. Groundwater was not and is not currently used as a source of potable or industrial water at the site, nor is such use likely in the future. The groundwater user survey also indicates the possibility of wells near MSA, but these wells, if they exist, would be upgradient of MSA.

- An ERA produced in accordance with USEPA guidelines evaluated risk to potential ecological receptors in surface soil, sediment, and groundwater (evaluated as surface water). The central area of the site northwest of Pond 1 appeared to be the area of largest ecological risk, based on the then-current sampling data. Surface soil ecological COPC for invertebrates and plants include TCE, cis-1,2-DCE, antimony, chromium, copper, manganese, molybdenum, and zinc. PAHs are COPC only for soil invertebrates, whereas cadmium, lead, nickel, and selenium are considered COPC only for plants. VOCs, PAHs, PCBs, and several metals are considered COPC for Pond 1 sediment. Evaluation of surface soil identified several metals (mercury, cadmium, lead, and molybdenum) as risks to wildlife (e.g., quails, shrews, robins).

- ***2010 off-site piezometer installation—***In March 2010, six off-site piezometers were installed on two privately owned properties —at 3300-3301 Edwards Lane— on the Bowleys Quarters peninsula, east of the DRA and on the eastern shoreline of Frog Mortar Creek (Tetra Tech, 2010d). Groundwater levels in the six piezometers and three DRA wells, as well as creek levels in Frog Mortar Creek, were monitored and recorded for one month. The results of this study were used to better understand off-site groundwater characteristics, including the extent to which the surficial aquifer at those monitoring points is tidally influenced and to identify vertical hydraulic gradients and their relationship to DRA groundwater characteristics. These data were used to model DRA groundwater. The following summarizes the off-site piezometer investigation:

  - The piezometers were screened at depths of approximately five- to 15-feet (shallow zone), 29–39 feet (intermediate zone) and 42–52 or 46–56 feet (deep zone) below grade. Screened intervals for the piezometers were set at elevations nearly equivalent to wells installed in the eastern portion of the DRA. Piezometer locations and casing elevations were surveyed by a Maryland-licensed surveying firm.

- The six newly installed piezometers and three DRA wells (DMW4S, DMW4I, and DMW4D) were fitted with electronic water-level data-loggers to record water-level data. A data logger was also placed in a locked, perforated, steel standpipe installed at 3300-3301 Edwards Lane to record creek levels during the same period. A barometric-pressure data-logger was also installed in well DMW8S at the DRA to record fluctuations during the monitoring period.

- Groundwater levels, surface water levels, and barometric pressure were recorded for one month from June 2–4 to July 6, 2010. The study results indicate that groundwater levels in the surficial aquifer are influenced by both tides and barometric pressure.

- ***July 2010: groundwater monitoring—***The July 2010 monitoring provided a new round of groundwater data for older groundwater monitoring wells and newly installed wells. These data describe then-current groundwater-quality conditions at the facility in support of evaluating time-based groundwater contaminant trends and to evaluate remedial actions in subsequent studies. Groundwater samples were chemically analyzed for chlorinated VOCs, one SVOC, metals, and several water-quality indicators. The following summarizes the findings of the July 2010 groundwater and surface water sampling and analyses (Tetra Tech, 2010b):

  - Groundwater in the upper, intermediate, and lower surficial-aquifer zones flows northeast toward Frog Mortar Creek.

  - Concentrations of cVOCs exceed Maryland groundwater standards throughout a large portion of the investigation area and at multiple depths. The maximum TCE concentration observed in a then-current monitoring well sample is 36,000 µg/L, reported for upper surficial-aquifer well DMW11S. Multiple VOC sources at the site have resulted in VOC-contaminated groundwater extending to areas north of Pond 2, south to DMW6I and DMW7I, and west to the area between Taxiway Tango and the airport runway.

  - Concentrations of cVOCs in groundwater are consistent with the 2009 results. Time-series plots of VOCs in source areas and downgradient locations indicate a general decrease in VOC concentrations since the early 2000s. VOC concentrations in the source area for the Taxiway Tango Median Area plume (DMW11S) remained steady or had increased slightly since 2003.

  - At six wells where groundwater samples were analyzed for natural-attenuation parameters, anaerobic reductive-dechlorination is evidenced by the TCE-breakdown product cis-1,2-DCE. VC, methane, ethene, and elevated chloride concentrations indicate that complete dechlorination may have been readily occurring in the upper and intermediate surficial-aquifer zones at the DRA. However, lower relative concentrations of VC, methane, ethene, low groundwater pH, and high oxidation-reduction potential (ORP) indicate that slow or incomplete reductive dechlorination of lower-order cVOCs may have been occurring in the lower surficial-aquifer zone.

- VOC groundwater contamination was found at concentrations greater than groundwater standards at then-currently delineated areas to the north (wells MW14I, MW15S/I, MW16S/I, MW17I, and MW28I), east (wells MW14I, MW18I/S, DMW3S/I, DMW4S/I/D, and DMW5S/I), and west (wells MW24I, DMW11S, and MW33S). Additional investigation is proceeding in areas to the north and west.

- Sampling results for wells DMW6I/D and MW32S/I indicate that the VOC groundwater contamination is bounded along the southern portion of the site.

- The SVOC 1,4-dioxane was primarily detected in groundwater samples from the upper and intermediate surficial-aquifer zones. 1,4-Dioxane is co-located in areas containing the highest concentrations of cVOCs, primarily near Pond 1 and the area to the east. The highest concentrations of 1,4-dioxane were detected east of Pond 1 near Frog Mortar Creek at wells DMW2A (590 µg/L), DMW3S (480 µg/L), and DMW3I (390 µg/L). 1,4-Dioxane was detected at a concentration of 1.8 µg/L at Frog Mortar Creek in surface water sample SW38, located nearest the DRA. TPH-DRO was detected in 70% of the 2010 upper surficial-aquifer groundwater samples, at concentrations ranging from 78–2,000 µg/L (averaging 473 µg/L). TPH-GRO was detected in slightly more than half (59%) of the 2010 upper surficial-aquifer groundwater samples, at concentrations ranging from 34–55,000 µg/L (averaging 4,349 µg/L). Most DRO and GRO concentrations exceed the MDE criterion of 47 µg/L. The greatest concentrations of DRO and GRO were detected in well DMW9S, in the Petroleum Hydrocarbon and Pond 1 Area. Substantially lower concentrations of TPH-DRO and TPH-GRO were reported for groundwater in the Drum Area and Taxiway Tango Median Area.

- Perchlorate and the explosive cyclotrimethylene-trinitramine or Royal Demolition Explosive (RDX) were not detected in the DRA groundwater samples.

- Concentrations of 11 metals exceed groundwater standards in one or more groundwater samples. Concentrations of iron and manganese most frequently exceed standards, with the maximum concentrations of these two metals exceeding standards by more than a factor of 100. Concentrations of cadmium exceed the standard in nearly 20% of the samples, with the maximum concentration (833 µg/L) exceeding the groundwater standard by more than two orders of magnitude. Arsenic, beryllium, nickel, and vanadium concentrations exceed the standards; the maximum concentration of vanadium is less than two orders of magnitude more than the groundwater standard, and the maximum levels of arsenic and nickel are less than 10 times the standards. Concentrations of the metals chromium, lead, mercury, and selenium exceed standards in less than 10% of samples, ranging from four exceedances for chromium to one exceedance each for selenium and mercury. Dissolved lead and mercury concentrations from filtered samples do not exceed the standards.

- Radium-228 and combined radium-226/228 concentrations exceed groundwater standard in samples at intermediate and deep surficial-aquifer wells. Radium-228 concentrations exceed the groundwater standard of 5 pCi/L in samples from wells DMW3I (7.53 pCi/L), DMW6I (11.6 pCi/L), and DMW6D (7.82 pCi/L). The

combined radium-226/228 concentration in the sample from well DMW3D (6.30 pCi/L) also exceeds the groundwater standard. The combined radium-226/228 concentrations in samples from wells DMW3I, DMW6I, and DMW6D that exceeded the groundwater standard are 8.264, 12.046, and 9.53 pCi/L, respectively. Concentrations of radium-226, radium-228, or combined radium-226/228, did not exceed the groundwater standard in samples from the upper surficial-aquifer (MW3, DMW6S, DMW16S), deep confined-aquifer (MW27D, and MW29D), or the third well sampled in the intermediate surficial-aquifer (MW-16I).

Map Document: (K:\GProject\MartinStateAirport-LMC\MapDocs\MXD\Maps\MSA Dump Road Features Fig 2-1_revised 08 01 11.mxd)
10/5/2011 -- 2:35:22 PM



FIGURE 2-1

AREAS OF CONCERN
DUMP ROAD AND RUNWAY AREA

LEGEND

- GROUNDWATER MONITORING WELLS (1994-1996)
- POND
- MARYLAND AIR NATIONAL GUARD BOUNDARY

Dump Road Area
Lockheed Martin, Martin State Airport
Middle River, Maryland

0 60 120 240 Feet

N

DATE MODIFIED: 10/05/11

CREATED BY: MP

TETRA TECH

P:\GIS\LOCKHEED_MSA\MAPDOCS\MXD\FENCE_SEP2009_G.MXD 10/06/11 JEE

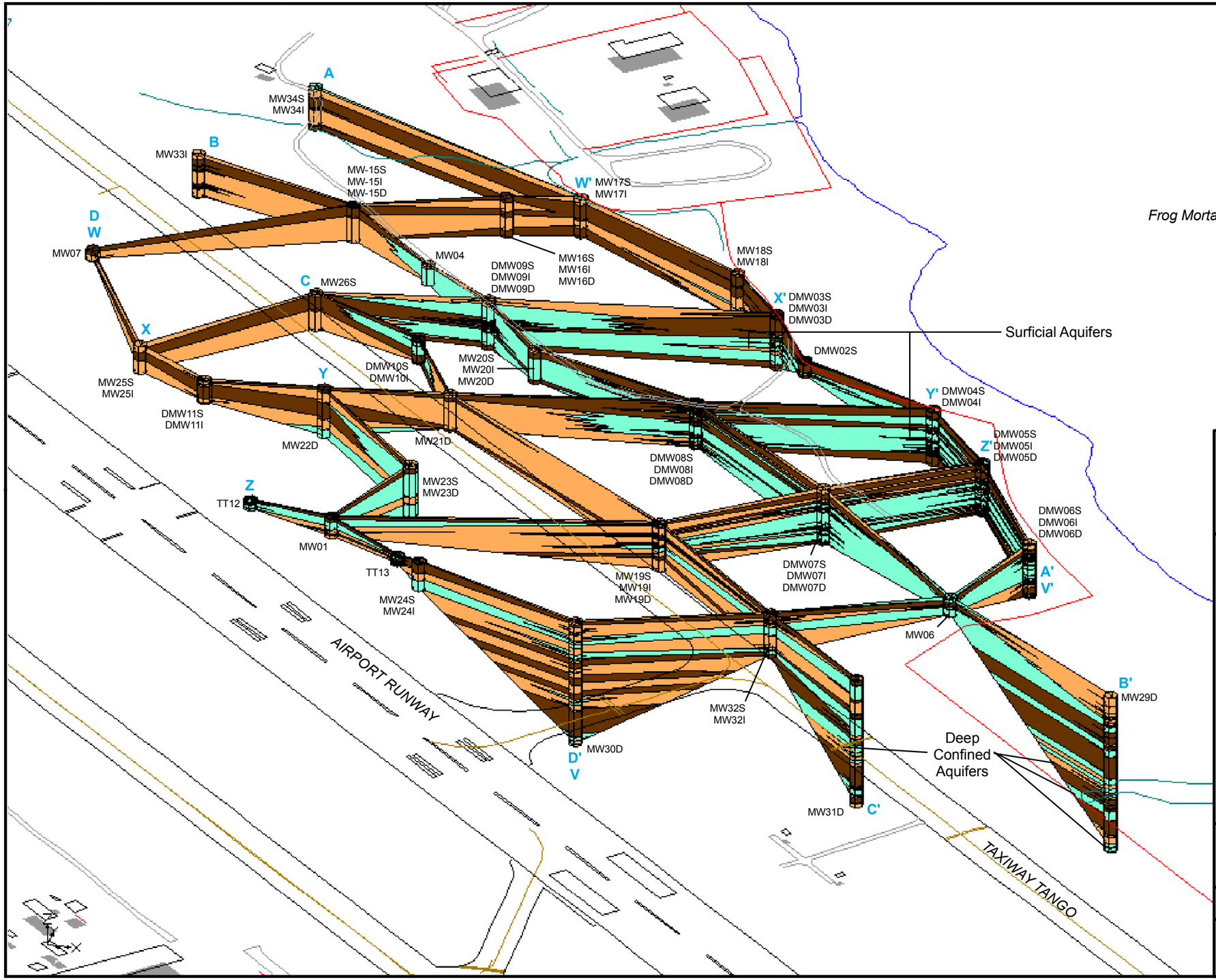

FIGURE 2-2

GEOLOGIC FENCE DIAGRAM OF THE DUMP ROAD AREA

LEGEND

MATERIALS

- HIGHER PERMEABILITY (TYPICALLY >10 FT/DAY): SAND AND SAND & GRAVEL
- MEDIUM PERMEABILITY (TYPICALLY 1-10 FT/DAY): MIXTURE OF SAND, SILT, AND/OR SOME CLAY
- LOWER PERMEABILITY (TYPICALLY <1 FT/DAY): CLAY AND SILT & CLAY

Hydrostratigraphic units were interpreted from lithology information of boring logs and slug test results.

Dump Road Area
Lockheed Martin, Martin State Airport
Middle River, Maryland

DATE MODIFIED: 10/06/11

CREATED BY: JEE

TETRA TECH

Section 3
Investigation Approach and Methodology

This report summarizes the May–June 2011 Dump Road Area (DRA) groundwater sampling program, which included synoptic groundwater-level measurements and groundwater sampling for chemical analyses. The 2011 groundwater round augments the 2007–2010 groundwater level measurements and sampling for the DRA.

3.1 SYNOPTIC GROUNDWATER-LEVEL MEASUREMENTS

A synoptic round of water level measurements was conducted on July 14, 2011. Static water levels were measured using a graduated electronic-sounding water-level meter. The static water level was determined by lowering the meter's probe into the well until the liquid-level indicator emitted an audible tone, indicating the air/water interface. The water level was read from the probe cable and recorded to the nearest 0.01 foot as the depth to water, relative to the top of the well casing. Groundwater level measurement sheets are in Appendix A.

3.2 GROUNDWATER SAMPLING

In May–June 2011, groundwater samples were collected from 65 wells at the DRA site. Wells sampled during this round are listed in Table 3-1 and shown in Figure 3-1. The following section outlines well purging, sampling, and analytical procedures. Before sample collection, monitoring wells were purged using low-flow purging techniques. Groundwater was purged using a peristaltic pump fitted with dedicated, disposable Teflon®-lined tubing, or by using a submersible pump positioned in the center of the well's saturated screen. The pumping rate during purging ranged between 100–300 milliliters per minute (mL/min) and was constantly measured using a graduated cylinder. The purge rate was adjusted (but not allowed to fall below 100 mL/min) to prevent a water level drawdown greater than approximately 0.2 feet from the initial static water level.

During groundwater purging, water-level-drawdown measurements and groundwater parameters, including pH (a measure of acidity and alkalinity), temperature, specific conductance, dissolved oxygen (DO), oxidation-reduction potential (ORP), and turbidity, were collected every 5-10 minutes until purging was complete. Data were recorded in the appropriate site-specific logbook and on low-flow-purge data sheets. Water-quality parameters were measured using an inline water-quality meter. Turbidity readings were collected using a separate turbidity meter.

Purging was considered complete when the monitored water-quality parameters stabilized, when three saturated well-casing volumes had been removed, or when the well was purged dry. Stabilization was considered achieved when three consecutive readings, taken at five minute intervals, were within ±0.1 standard units for pH, ±3% for specific conductance and temperature, ±10% for DO and ORP, and less than 10 nephelometric turbidity units (NTUs) for turbidity. If the monitoring well was purged dry, the water level in the well was allowed to recover a minimum of 80% of its initial static water level before groundwater sampling. Well purging and sample record sheets are in Appendix B. All purged water was collected in U.S. Department of Transportation (USDOT)-approved 55-gallon steel drums, which were staged at a location approved by the Maryland Air National Guard and Lockheed Martin Corporation (Lockheed Martin).

After purging, monitoring wells were sampled using the same dedicated tubing or submersible pump as had been used during purging. Groundwater samples were collected using low-flow sampling protocols at the same pumping rate as had been used during well purging. Groundwater was pumped directly into the appropriate sample containers (including all volatile organic compound [VOC] samples) or into a certified-clean disposable container (supplied by the laboratory), which was then used to pour the collected water directly into the appropriate sample containers.

3.3 LABORATORY ANALYSES

Groundwater samples were analyzed using the following methods for the following chemicals, as listed in Table 3-1:

- VOCs by U.S. Environmental Protection Agency (USEPA) Method 8260B—65 monitoring wells

- 1,4-dioxane by USEPA Method 8270C SIM—65 monitoring wells
- total and dissolved Priority Pollutant metals by USEPA Methods 6020B and 7470A (7470A used for mercury)—65 monitoring wells
- hexavalent chromium by USEPA Method 218.6—58 monitoring wells
- perchlorate by USEPA SW846 Method 314—65 monitoring wells
- haloacetic acids by USEPA Method 552.1-552.4—three monitoring wells screened in the upper surficial-aquifer near Frog Mortar Creek
- total petroleum hydrocarbons (TPH)-diesel-range organics (DRO) and TPH-gasoline-range organics (GRO) by SW846 Method 8015B—26 monitoring wells screened in the upper surficial-aquifer
- radium-224/226 and radium-228 by method RL-RA-001—11 monitoring wells: three wells each screened in the upper, intermediate, and deep surficial-aquifer zones, and two wells screened in the deep confined-aquifer
- natural-attenuation assessment (NAA) parameters—Six groundwater samples were analyzed by USEPA SW846 protocols for NAA parameters that include alkalinity, ammonia nitrogen, total chloride, dissolved organic carbon, nitrate, nitrite, orthophosphate, sulfate, total dissolved solids, total calcium, total iron, total magnesium, total manganese, total potassium, and total sodium. The dissolved gasses methane, ethane, and ethene were also analyzed for using Microseeps® AM 20GAX protocols.

Samples were analyzed by TestAmerica, Inc. of North Canton, Ohio. Hexavalent chromium was analyzed by Columbia Analytical Services of Rochester, New York. No duplicates were collected during this investigation due to acceptable analytical precision and accuracy in previous sampling rounds. Trip-blank samples were analyzed for VOCs for quality assurance and quality control purposes. Trip blanks were submitted at a rate of one per cooler of VOCs per day. Matrix-spike/matrix-spike-duplicate samples were collected and analyzed on a 1:20 basis. A table listing the chemical results of all samples is in Appendix C. Sampling chemical results are discussed in Section 4.

3.4 DOCUMENTATION

A master site-logbook was maintained as an overall record of field activities. Sample documentation consists of completed chain-of-custody (COC) reports and matrix-specific sample-log sheets. The COC report is a standardized form summarizing and documenting pertinent sample information such as sample identification and type, matrix, date and time of

collection, preservation, and requested analyses. Sample custody procedures document sample acquisition and integrity. COC reports are in the data-validation reports in Appendix D.

3.5 EQUIPMENT DECONTAMINATION

Reusable equipment (e.g., water-level meter) was decontaminated before and after each use. Small, reusable equipment was decontaminated as follows:

- Liquinox® and potable-water wash
- potable-water rinse
- distilled-water rinse
- air drying
- collecting decontamination solutions for disposal

Decontamination rinsate was transferred to 55-gallon drums staged at a facility-approved location. Dedicated and/or disposable equipment was used for groundwater purging and sampling and did not require decontamination.

3.6 WASTE MANAGEMENT

Investigation-derived waste (IDW) consisting of decontamination-rinsate water, monitoring well purge water, and personal protective-equipment (PPE) was generated during groundwater characterization. PPE was brushed off, placed in trash bags, and disposed of in a facility trash receptacle. Well purge-water was collected and stored in USDOT-approved 55-gallon drums. All drums were appropriately labeled and logged on a drum inventory form. The drums were profiled and removed from the site as nonhazardous waste. The waste forms and bill of lading are in Appendix E.

3.7 GENERAL SAMPLING PROCEDURES, NOMENCLATURE, AND HANDLING

A master site-logbook was maintained at the site as an overall record of field activities. Each sample received a unique sample identification consisting of the site location, well number, and a six-digit sampling date. For example, a groundwater sample collected on June 1, 2011 from monitoring well DMW1A was labeled "DMW1A-060111." Trip blanks (TB) were labeled with a

"TB" prefix followed by a six-digit submittal date (e.g., TB-060111). Field-related sample-handling considerations include selection of sample containers, preservatives, allowable holding times, and requested analyses.

Proper custody procedures were followed throughout all phases of sample collection and handling. COC protocols were used throughout sample handling to document the integrity of sample containers. Such protocols demonstrate that the samples were handled and transferred in a manner that would prevent or detect tampering.

Empty sample containers were released under signature from the laboratory and accepted under signature by the sampler or other individual responsible for maintaining custody until the sample containers were transferred to the sampling team. Groundwater samples were collected in these containers, then released under signature from the sampling team and accepted under signature by the laboratory. Transport containers returning to the laboratory were sealed with strapping tape and a tamper-resistant custody seal. The custody seal shows the signature of the individual releasing the transport container, along with the date and time.

3.8 DATA VALIDATION

Data validation involves having a party independent from the laboratory review data provided by the laboratory to ensure that specific criteria have been met. These criteria concern specifications that are not sample dependent; they specify performance requirements that should be fully under a laboratory's control. For data analyses for organic chemicals, specific validation areas include blanks, performance-evaluation-standard materials, and instrument-performance checks. For data analyses involving inorganic chemicals, specific validation areas include blanks, calibration standards, calibration-verification standards, laboratory-control standards, and interference-check standards. The analytical laboratory supplies the chemical data as hard-copy reports and electronic databases.

Once the investigation was complete, chemical data were validated by Tetra Tech, Inc. (Tetra Tech) in accordance with established USEPA protocols to assess the reliability and accuracy of the data. This review was based on the USEPA Region III modifications to the *National Functional Guidelines for Data Review* (USEPA, 1993 and 1994) and the specifics of the analytical method used. Data-validation reports are in Appendix D (on compact disc).

Collectively, the data are acceptable for their intended use, except for data that have been qualified as unreliable. For this validation, the following data qualifiers (i.e., flags) were applied to the chemical results presented in this report:

B The analyte was not detected substantially above the level reported in the laboratory or field blank (i.e., the result is considered an artifact of the laboratory analysis and is not considered a site contaminant).

U Not detected. The analyte is considered not detected at the reported value.

J The analyte is considered present in the sample. However, the value is estimated and may not be accurate or precise.

K The analyte is considered present in the sample. However, the value is biased high and the actual value is expected to be lower than the reported value.

L The analyte is considered present in the sample. However, the value is biased low and the actual value is expected to be higher than the reported value.

NJ The analyte has been tentatively identified. This qualifier indicates presumptive evidence of a compound. Special methods may be required to confirm its presence or absence in future sampling efforts.

UR The result is considered qualitatively or quantitatively unreliable.

UJ The analyte was not detected. However, the quantitation or detection limit may be inaccurate or imprecise.

UL The analyte was not detected. However, the quantitation or detection limit is likely greater than the reported value.

These flags appear on the chemical results tables in this section and Appendix C.

Common laboratory or field contaminants may occasionally be detected in the samples. The analysis of quality-control blanks and other internal laboratory blanks (e.g., method blanks, etc.) are used to determine the significance of the analytical results versus possible laboratory or field contaminants. Common laboratory contaminants for VOCs include acetone, methylene chloride, and 2-butanone. According to the National Functional Guidelines, any compound other than common laboratory contaminants that is detected in both the sample and an associated blank must be qualified (i.e., “B” flag) when the sample concentration is less than five times the blank concentration.

For the common laboratory contaminants listed above, the results were qualified with a “B” flag when the sample concentration was less than 10 times the blank concentration. In addition to the common laboratory blanks listed above, in many instances several common metals were reported as blank contamination. Qualified results are in the chemical tables in Section 4 and Appendix D.

TABLE 3-1

LIST OF SAMPLED GROUNDWATER MONITORING WELLS AND CHEMICAL ANALYSES, MAY-JUNE, 2011
DUMP ROAD AREA
LOCKHEED MARTIN, MARTIN STATE AIRPORT, MIDDLE RIVER, MARYLAND

	Analyses and Methods										
Monitoring Well	VOCs (TICs, Freon 22, Freon 112) (EPA 8260B)	1,4-Dioxane (EPA 8270C SIM)	Perchlorate (EPA 314)	Total PPM (EPA 6020B)	Dissolved PPM (EPA 6020B)	Mercury (EPA 8260)	GRO and DRO (EPA 8015B)	Radium 224, 226, and 228 (EPA 900 Series)	Haloacetic Acids (EPA 552.1, .2, .3, or .4)	Natural Attenuation Parameters (see notes)	Hexavalen Chromium (EPA 8330A)
Upper Surficial Aquifer											
MW3	X	X	X	X	X	X	X	X			
MW4	X	X	X	X	X	X	X				X
MW5	X	X	X	X	X	X	X				X
MW6	X	X	X	X	X	X	X				X
DMW1S	X	X	X	X	X	X	X				X
DMW2S	X	X	X	X	X	X	X		X		X
DMW3S	X	X	X	X	X	X	X		X		
DMW4S	X	X	X	X	X	X	X				X
DMW5S	X	X	X	X	X	X	X		X		X
DMW6S	X	X	X	X	X	X	X	X			X
DMW8S	X	X	X	X	X	X	X				X
DMW9S	X	X	X	X	X	X	X			X	X
MW10S	X	X	X	X	X	X	X				X
MW11S	X	X	X	X	X	X	X			X	
MW15S	X	X	X	X	X	X	X				X
MW16S	X	X	X	X	X	X	X	X			X
MW17S	X	X	X	X	X	X	X				X
MW18S	X	X	X	X	X	X	X			X	X
MW20S	X	X	X	X	X	X	X				X
MW23S	X	X	X	X	X	X	X				X
MW24S	X	X	X	X	X	X	X				X
MW25S	X	X	X	X	X	X	X				X
MW26S	X	X	X	X	X	X	X				X
MW32S	X	X	X	X	X	X	X				X
MW33S	X	X	X	X	X	X	X				X
MW34S	X	X	X	X	X	X	X				
Intermediate Surficial Aquifer											
DMW1A	X	X	X	X	X	X					X
DMW2A	X	X	X	X	X	X					X
DMW3I	X	X	X	X	X	X		X			X
DMW4I	X	X	X	X	X	X					X
DMW5I	X	X	X	X	X	X					X
DMW6I	X	X	X	X	X	X		X			X
DMW8I	X	X	X	X	X	X					X
DMW9I	X	X	X	X	X	X				X	X
MW11I	X	X	X	X	X	X					
DMW14I	X	X	X	X	X	X					X
MW15I	X	X	X	X	X	X					X
MW16I	X	X	X	X	X	X		X			X
MW17I	X	X	X	X	X	X					X
MW18I	X	X	X	X	X	X				X	X
MW19I	X	X	X	X	X	X					X
MW20I	X	X	X	X	X	X					X

TABLE 3-1

LIST OF SAMPLED GROUNDWATER MONITORING WELLS AND CHEMICAL ANALYSES, MAY-JUNE, 2011
DUMP ROAD AREA
LOCKHEED MARTIN, MARTIN STATE AIRPORT, MIDDLE RIVER, MARYLAND

	Analyses and Methods										
Monitoring Well	VOCs (TICs, Freon 22, Freon 112) (EPA 8260B)	1,4-Dioxane (EPA 8270C SIM)	Perchlorate (EPA 314)	Total PPM (EPA 6020B)	Dissolved PPM (EPA 6020B)	Mercury (EPA 8260)	GRO and DRO (EPA 8015B)	Radium 224, 226, and 228 (EPA 900 Series)	Haloacetic Acids (EPA 552.1, .2, .3, or .4)	Natural Attenuation Parameters (see notes)	Hexavalen Chromium (EPA 8330A)
MW24I	X	X	X	X	X	X					X
MW25I	X	X	X	X	X	X					X
MW28I	X	X	X	X	X	X					X
MW32I	X	X	X	X	X	X					X
MW33I	X	X	X	X	X	X					X
MW34I	X	X	X	X	X	X					
Lower Surficial Aquifer											
DMW1B	X	X	X	X	X	X					X
DMW3D	X	X	X	X	X	X		X			X
DMW4D	X	X	X	X	X	X					X
DMW6D	X	X	X	X	X	X		X			X
DMW8D	X	X	X	X	X	X					X
DMW9D	X	X	X	X	X	X				X	X
MW14D	X	X	X	X	X	X					X
MW15D	X	X	X	X	X	X					X
MW16D	X	X	X	X	X	X		X			X
MW19D	X	X	X	X	X	X					X
MW20D	X	X	X	X	X	X					X
MW22D	X	X	X	X	X	X					X
MW23D	X	X	X	X	X	X					X
Deep Confined Aquifer											
MW27D	X	X	X	X	X	X		X			X
MW29D	X	X	X	X	X	X		X			
MW30D	X	X	X	X	X	X					X
MW31D	X	X	X	X	X	X					X

DRO = diesel-range organics
EPA = U.S. Environmental Protection Agency
GRO = gasoline-range organics
PPM - Priority Pollutant metals
TICs = tentatively identified compounds
VOCs - volatile organic compounds
Natural Attenuation Parameters: nitrate, nitrite, ammonium nitrogen, phosphate, sulfate, total alkalinity, dissolved organic carbon, total iron, total calcium, total manganese, total potassium, total manesium, total chloride, and total dissolved soilds (EPA SW846).
Methane, ethane, and ethene (Microseeps © AM 20GAX).

Map Document: (K:\GProject\MartinStateAirport-LMC\MapDocs\MXD\Maps\Groundwater monitoring well locs_figure 3-1 100711.mxd)
10/7/2011 -- 5:31:40 PM



FIGURE 3-1

GROUNDWATER MONITORING WELL SAMPLE LOCATIONS MAY-JUNE 2011

LEGEND

- SURFICIAL AQUIFER GROUNDWATER MONITORING WELL SAMPLED
- DEEP CONFINED AQUIFER WELL (SAMPLED)
- ABANDONED WELL
- WELL OR PIEZOMETER NOT SAMPLED THIS ROUND
- MARYLAND AIR NATIONAL GUARD BOUNDARY
- POND

Dump Road Area
Lockheed Martin, Martin State Airport
Middle River, Maryland

0 60 120 240 Feet

N

DATE MODIFIED: 10/07/11

CREATED BY: MP

TETRA TECH

Section 4
Investigation Results

This section presents the groundwater elevation data and chemical analytical results for the May–June 2011 groundwater sampling and analysis program. Sixty-one upper, intermediate, and lower surficial-aquifer monitoring wells and four deep confined-aquifer monitoring wells were sampled in this round. These results were screened against current Maryland groundwater standards (Maryland Department of the Environment [MDE], 2008), other state standards, or criteria where Maryland has not established standards.

At present, Maryland has not established an advisory level or standard for 1,4-dioxane in drinking water or groundwater. Several states (e.g., California, Colorado, Connecticut, Florida, Maine, Massachusetts, Michigan, and North Carolina) have established drinking water standards or action levels for 1,4-dioxane. These values range from California's action level of 3 micrograms per liter (µg/L) to Michigan's drinking water standard of 85 µg/L (U.S. Environmental Protection Agency [USEPA], 2006 and 2009). USEPA has also published a risk-based preliminary remedial goal of 6.1 µg/L for 1,4-dioxane in tap water (USEPA, 2011). For groundwater screening in this report, the current advisory level or standard that is most protective of human health is used as a comparison criterion to evaluate concentrations of 1,4-dioxane detected in groundwater at the Dump Road Area site. Therefore, the California Department of Health Services advisory level of 3 µg/L for 1,4-dioxane was selected for the groundwater screening.

4.1 GROUNDWATER LEVEL DATA

Table 4-1 presents the July 2011 groundwater level measurements and computed groundwater elevations for the Dump Road Area (DRA) wells. Figures 4-1 through 4-3 show the July 2011 groundwater-elevation contour maps for the upper, intermediate, and lower surficial-aquifer zones, respectively. Figure 4-4 shows a groundwater-elevation contour map for the deep confined-aquifer zone. As presented in Table 4-1, static groundwater levels measured in the groundwater monitoring wells are reported at depths measured from the top of the well casings.

Accounting for well-casing stickup for aboveground well-casing risers, and well stick-down for flush-mounted well designs, depth to groundwater ranges from approximately 5–19 feet below grade in each of the upper, intermediate, and lower surficial-aquifer wells. Shallow groundwater is encountered in the western part of the site near the airport runway; deeper groundwater is found in the eastern portion of the site.

As shown in Figures 4-1 through 4-3, groundwater in the upper, intermediate, and lower surficial-aquifer generally flows northeast from the runway and taxiway to Frog Mortar Creek. Groundwater elevations for wells MW37S and MW38S indicate a groundwater divide near the airport runway. The divide may be at well MW37S (the highest measured groundwater elevation in this area) or at some point between wells MW37S and MW38S. Groundwater near the divide will diverge and flow to the northeast and the southwest. Elevated groundwater at DMW3S and MW39S (Figure 4-1) indicates local groundwater mounding east and northeast of Pond 1. Wells DMW3S and MW39S are installed in a clay-rich zone above the more permeable sands where the surrounding wells are installed. Therefore, groundwater levels in these wells may reflect localized perched groundwater in this portion of the DRA.

Groundwater in the deep confined-aquifer (Figure 4-4) flows east. The easterly flow in the deep confined-aquifer differs from the southeasterly flow found using previous rounds of groundwater level data collected for these wells. The change in flow direction may be due to aquifer recharge that appears to have raised static groundwater levels by one to two feet in the deep confined-aquifer wells between 2010–2011, or from the absence of a measured groundwater level from well MW29D, which may have skewed contours to the east. At the time the groundwater levels were measured, no indication of the groundwater level at well MW29D could be determined in the field using an electronic water-level meter.

4.2 GROUNDWATER CHEMICAL DATA

Groundwater samples were collected from 65 wells in May–June 2011 to evaluate the horizontal and vertical extent of contamination and contaminant trends at the DRA. Analytical results and validated data are in Appendix C. Validated groundwater-chemical data were used to generate a statistical summary table (Table 4-2). A positive detections (or “hits”) table (see Table 4-3) was also generated from these data. (This table does not summarize chemicals not detected.) Table 4-2 summarizes the chemical analytes detected in the 2011 DRA groundwater samples,

listing them from most to least frequently detected. Gray shading in Table 4-3 indicates results exceeding Maryland groundwater standards or the California advisory level of 3 µg/L for 1,4-dioxane. Table C-1 in Appendix C presents all analytical data, including non-detects. Data-validation reports and chain-of-custody forms are included on a compact disc (CD) in Appendix D. The following sections discuss the results of the groundwater chemical analyses.

4.2.1 VOCs

Table 4-2 shows that a wide range of volatile organic compounds (VOCs) was detected in groundwater. Tables 4-2 and 4-3 show that cis-1,2-dichloroethene (cis-1,2-DCE), trichloroethene (TCE), and vinyl chloride (VC) are the most frequently detected VOCs in groundwater; these chlorinated VOCs (cVOCs) were detected in 68%, 63%, and 58% of the samples collected, respectively. The maximum detected concentrations of TCE (13,000 micrograms per liter [µg/L]), cis-1,2-DCE (23,000 µg/L), and VC (18,000 µg/L) are several orders of magnitude greater than their groundwater standards of 5 µg/L, 70 µg/L, and 2 µg/L, respectively. Petroleum-related VOCs, such as benzene, toluene, ethylbenzene, and xylenes (BTEX), were detected less frequently (in three to 26% of samples), and at lower concentrations relative to their groundwater standards than the cVOCs.

The 2011 results for the three predominant cVOCs in groundwater are shown in Figures 4-5, 4-6, and 4-7 for the upper, intermediate, and lower surficial-aquifer zones, respectively. TCE, cis-1,2-DCE, VC, and BTEX were not detected in the deep confined-aquifer zone; therefore, VOCs for the deep confined-aquifer wells are not shown on a figure herein. Concentrations of benzene detected in groundwater are shown in Figure 4-8. Results of the current round of sampling and analyses confirm those of previous groundwater sampling rounds, with some variations in contaminant concentrations. The lateral and vertical distributions of cVOC concentrations in groundwater (as shown in Figures 4-5 through 4-7) indicate several source areas at the site contributing to three primary groundwater plumes and various smaller or lower concentration plumes, as discussed in Section 2. These plumes include the Drum Area plume, the Petroleum Hydrocarbon and Pond 1 Area plume, and the Taxiway Tango Median Area plume (see Figure 2-1 for locations of these areas).

4.2.1.1 Drum Area Plume

This VOC plume is in the southern portion of the site between wells MW2/MW19, MW5/DMW7, and DMW4 and DMW5. In the areas of MW2/MW19, MW5/DMW7, and DMW5, the greatest concentrations of VOCs are reported for the upper surficial-aquifer wells, which have one or more of the three primary cVOCs (TCE, cis-1,2-DCE, and VC) in excess of groundwater standards (Figures 4-5 through 4-7; Table 4-2). Although not sampled this round, well DMW7S typically has the highest historical total concentration of the three cVOCs in this area (e.g., 33,400 µg/L in 2007). DMW7S is expected to be sampled in 2012.

The three primary VOCs were also detected in the intermediate surficial-aquifer wells (Figure 4-6) at concentrations exceeding groundwater standards, but generally less than in the upper surficial-aquifer wells. One exception to this is well DMW4I, where the concentrations of the three cVOCs in the intermediate surficial-aquifer are two to 30 times greater than those of the upper surficial-aquifer. Historically, VOC concentrations detected in the lower surficial-aquifer wells are generally lower and less widespread than in the intermediate surficial-aquifer zone in this area. An exception to this is DMW4D, where TCE was detected at a concentration of 4,200 µg/L (Figure 4-7), which is nearly two times greater than the TCE concentration detected at intermediate surficial-aquifer well DMW4I, comparable to TCE concentrations reported for several wells in the upper surficial-aquifer in this area.

As shown in Table 4-2 and Figures 4-5 through 4-7, detected TCE concentrations in the Drum Area plume range from 0.53 µg/L at DMW6S to 9,300 µg/L at DMW05S. For cis-1,2-DCE, detected concentrations in the Drum Area plume range from 1.6 µg/L at DMW6S to 2,900 µg/L at MW5. Concentrations of VC detected in the Drum Area plume range from 6.6 µg/L at DMW5I to 1,000 µg/L at DMW4I (Figures 4-5 and 4-6). Benzene was detected at intermediate surficial-aquifer well MW19I (1.1 µg/L) at an estimated (i.e., J-qualified) concentration less than the groundwater standard of 5 µg/L (Figure 4-8).

4.2.1.2 Petroleum Hydrocarbon and Pond 1 Area Plume

This VOC plume is in the central portion of the site in the area of well DMW9 and Pond 1 (Figures 4-5 through 4-7). The plume extends eastward to Frog Mortar Creek to well clusters DMW2 and DMW3. Contamination at well cluster DMW4 is likely caused by the overlap of the Petroleum Hydrocarbon and Pond 1 Area plume and the Drum Area plume. In the Petroleum

Hydrocarbon and Pond 1 Area plume, the greatest concentrations of VOCs are reported for the intermediate surficial-aquifer wells (Figures 4-5 through 4-7; Table 4-2), where most wells have concentrations of TCE, cis-1,2-DCE, and VC in excess of groundwater standards. However, the maximum concentrations of cis-1,2-DCE (12,000 µg/L) and VC (18,000 µg/L) for this plume area are at well DMW9S, in the upper surficial-aquifer zone. TCE at wells DMW9S, DMW9I, and DMW9D are also high, with TCE concentrations of 790 µg/L (J-qualified), 700 µg/L, and 2,800 µg/L, respectively.

TCE was reported at concentrations in excess of groundwater standards at several wells north of Pond 2. This includes concentrations of TCE ranging from 15(J)–1,500 µg/L reported for wells MW14I and MW15I (Figure 4-6). Detected concentrations of cis-1,2-DCE and VC at MW34S/I, and TCE concentrations of 5.3–1,500 µg/L at MW33S and MW15I suggest an extension of this contaminant plume northwest of wells DMW9I/9D. Results from wells MW14I, MW16I, and MW17I (Figure 4-6) indicate that VOC contamination at concentrations exceeding groundwater standards likely extends north beneath the Maryland Air National Guard Armory area.

As shown in Figure 4-8, the maximum benzene concentration for the DRA was detected in the Petroleum Hydrocarbon and Pond 1 Area plume at well DMW9S (390 J µg/L). Other wells in this area with benzene concentrations exceeding the groundwater standard of 5 µg/L are DMW9D (24 J µg/L), DMW9I (20 J µg/L), MW20S (23 J µg/L), MW26S (17 µg/L), MW28I (7.8 J µg/L), and MW16S (7.7 µg/L). Benzene was not detected in wells DMW2A (although it was detected in DMW2S at 9.3 J µg/L), DMW3I/D, and MW18S/I, all located east and hydraulically downgradient of DMW9S/I/D.

4.2.1.3 Taxiway Tango Median Area Plume

The Taxiway Tango Median Area plume is in the western portion of the site in the upper surficial-aquifer, near well DMW11S (Figures 4-5 through 4-7; Table 4-2). The downgradient extent of this plume appears limited both horizontally and vertically. However, the western boundary of this area of TCE contamination had been undetermined until this year, when new wells were installed southwest of DMW11S. The results of the new well sampling will be presented in a separate report.

In 2011, TCE, cis-1,2-DCE, and VC are reported at well DMW11S at concentrations of 12,000 µg/L, 23,000 µg/L, and 4,500 µg/L, respectively (Figure 4-5). The TCE and cis-1,2-DCE concentrations are lower than the 2004 concentrations of these contaminants (52,000 µg/L and 53,000 µg/L for TCE and cis-1,2-DCE, respectively); however, the VC concentration of 4,500 µg/L is more than double the 2004 concentration of 2,400 µg/L. Only trace concentrations of VOCs (below MDE groundwater standards) are reported in the intermediate well DMW11I in this area (Figure 4-6). At MW3 (the closest well downgradient of DMW11S), concentrations of VOCs also decreased from 2004–2011: 2004 concentrations of TCE (100 µg/L), cis-1,2-DCE (110 µg/L), and VC (2,400 µg/L) have decreased significantly in 2011 (to 0.83 µg/L, 10 µg/L, and 1.7 µg/L, respectively). Only a trace concentration of TCE (0.48 µg/L) was detected at MW22D (Figure 4-7), which is the lower surficial-aquifer well co-located as a cluster with MW3.

As shown in Figure 4-8, the maximum benzene concentration for the Taxiway Tango Median Area was detected at well DMW1B (15 µg/L); this is a concentration three times greater than the groundwater standard of 5 µg/L. Benzene was also detected at wells MW23S (3.2 µg/L) and DMW1S (1.7 µg/L), but at concentrations less than its groundwater standard (Figure 4-8). Benzene was not detected at MW25S/I, MW22D, DMW10S, and DMW1A. MW22I was not sampled this round because prior sampling results indicate VOCs at concentrations below the groundwater standards.

4.2.1.4 Deep Confined-Aquifer Wells

Results for the first set of groundwater samples collected in 2008 from the deep confined-aquifer wells (wells MW27D, MW29D, MW30D, and MW31D) indicate trace concentrations of BTEX less than groundwater standards. However, TCE, cis-1,2-DCE, VC, and other cVOCs were not detected in the 2008 samples. The deep wells were resampled in 2009 and 2010. BTEX, TCE, cis-1,2-DCE, VC, and other cVOCs were not detected in the 2009 and 2010 deep-well samples. The 2011 sampling results confirm those of 2009 and 2010. In 2011, BTEX, TCE, cis-1,2-DCE, VC, and other VOCs were not detected in the deep confined-aquifer wells MW27D, MW30D, MW29D, and MW31D (Table 4-3).

4.2.1.5 Concentration Trends for Primary Chlorinated VOCs

Figures 4-9 through 4-13 are long-term time-series plots of TCE, cis-1,2-DCE, and VC for 12 selected wells. The wells represent conditions for the Drum Area plume (Figures 4-9 and 4-12;

wells DMW7S, MW5, DMW4I, DMW4D, and DMW5S), the Petroleum Hydrocarbon and Pond 1 Area plume (Figures 4-10 and 4-13; wells DMW9S, DMW9I, DMW9D, DMW3S, and DMW3I), the Taxiway Tango Median Area plume (Figure 4-11; DMW11S), and an area of high VOC concentrations south of Pond 1 (Figure 4-11; DMW1A).

As shown in Figure 4-9, source area concentrations of VOCs for the Drum Area plume (wells DMW7S and MW5) decreased substantially in well DMW7S from the early 2000s to 2007, and from 2007 to 2011 in well MW5. In the latter well (MW5), TCE (the parent VOC) declined from concentrations as great as 35,000 µg/L (in 2004) to concentrations near the standard of 5 µg/L in 2007 through 2010 (i.e., 8.9 µg/L in 2007, and not detected in 2009–2010 with a detection limit of 11 µg/L). Likewise, in well DMW7S, TCE concentrations decreased from over 35,000 µg/L in 2004 to less than 10,000 µg/L in 2007. The concentration of TCE at MW5 increased from not detected in 2009–2010 (detection limit of 11 µg/L) to 51 µg/L in 2011. Concentrations of cis-1,2-DCE decreased in both wells from the early 2000s to 2006–2007; however, concentrations increased to near the 2005 level at DMW7S in late 2007, while concentrations remained relatively stable at MW5. VC concentrations have been relatively stable at DMW7S throughout the monitoring period, whereas at well MW5, overall VC concentrations have slightly increased.

As shown in Figure 4-10, wells in the cVOC source area for the Petroleum Hydrocarbon and Pond 1 Area (wells DMW9S, DMW9I, DMW9D) generally show reductions in the concentrations of cVOCs since September 2003. One exception is an overall increase in VC concentrations at DMW9S from 2003 to 2009, indicating increased biodegradation of cis-1,2-DCE at this VOC source area. From 2009 to 2011, VC concentrations at DMW9S decreased steadily from 56,000 µg/L in 2009 to 30,000 µg/L in 2010, and 18,000 µg/L in 2011. Overall cis-1,2-DCE and VC trends at DMW9S show an inverse relationship, indicating shorter term decreases in cis-1,2-DCE as it degrades, thereby increasing concentrations of VC.

At well DMW11S (Figure 4-11), in the shallow source area of the Taxiway Tango Median Area plume, concentrations of TCE, cis-1,2-DCE, and VC have fluctuated but generally increased or remained somewhat constant from 2006 to 2010. TCE and cis-1,2-DCE at DMW11S decreased to historically low concentrations in 2011. At DMW01A, where the maximum TCE concentration was greater than 10,000 µg/L in 2004, VOC concentrations have fluctuated, but a

general decrease has occurred over time; in 2011, the TCE concentration at this well was approximately 5,000 µg/L.

As shown in Figures 4-12 and 4-13, VOC concentrations in wells along the eastern site boundary (DMW5S, DMW3S/I, and DMW4I/D) have fluctuated but generally decreased by less than an order of magnitude (less than a factor of 10) over time. After an initial upward spiking of TCE concentrations in 2003–2004 at wells DMW3S/I, DMW4I, and DMW5S, TCE concentrations decreased considerably in 2004. TCE concentrations then rebounded upward to approximately 50% of its initial (i.e., 2004) concentration in most of these wells in 2005 and 2006. Since the rebound peak in 2006, TCE concentrations have decreased steadily at DMW04I, have decreased slightly at DMW3I, and have fluctuated approximately 1,000 µg/L above and 1,000 µg/L below 5,000 µg/L since 2004 at DMW4D. However, TCE concentrations at DMW4D have been decreasing during the last two sampling rounds. At DMW5S, TCE concentrations decreased by 50% from 2004–2007 but increased steadily after that, doubling from 5,000–10,000 µg/L between 2007 and 2009, and remained steady within the same order of magnitude from 2009–2011.

4.2.1.6 Natural-Attenuation Parameters

In addition to the standard analyses for VOCs and BTEX, the laboratory also analyzed six groundwater samples for several NAA parameters. These additional laboratory analyses include alkalinity, ammonia, chloride, dissolved organic carbon, nitrate, nitrite, orthophosphate, sulfate, total dissolved solids, calcium, iron, manganese, magnesium, potassium, sodium, and the dissolved gasses ethane, ethene, and methane. NAA parameters were also measured in the field. Field measurements include groundwater pH (a measure of acidity or alkalinity), ORP, DO, and temperature. These results are presented in Table 4-4 and are briefly discussed in this report.

Groundwater samples for NAA parameters were collected from wells in the upper surficial-aquifer zone (DMW9S, MW11S, and MW18S), intermediate surficial-aquifer zone (DMW9I and MW18I), and lower surficial-aquifer zone (DMW9D). These wells are in VOC source areas (DMW9S/I/D and DMW11S) and a downgradient area with high parent-VOC concentrations (MW18S/I). Well locations are shown in Figure 4-5.

As shown in Table 4-4, TCE is the primary parent cVOC at these wells. Tetrachloroethene was not detected in any of the wells and carbon tetrachloride was detected only at DMW9I at a low

concentration (32 µg/L). Another parent solvent (1,1,1-trichloroethane) has been detected infrequently at the DRA and at low concentrations in this and past rounds (e.g., 40 µg/L and 68 µg/L at DMW4I in 2011 and 2009). However, 1,1,1-trichloroethane was not detected in the wells analyzed for NAA parameters. The NAA analyses, in combination with the time-series trend analyses in the previous section, evaluate whether anaerobic reductive-dechlorination of cVOCs is occurring at the site and whether site conditions could be enhanced by adding electron-donor and/or pH adjustments to stimulate anaerobic reductive-dechlorination as part of the remedial alternatives evaluation.

Anaerobic reductive-dechlorination is evident at the site, as shown by detection of the TCE breakdown product cis-1,2-DCE. The cis-1,2-DCE also appears to be degrading readily in the upper and intermediate zones, as indicated by the VC found at wells DMW9S/I, DMW11S, and DMW18S/I. Further, ethene concentrations greater than or near 10 µg/L at five of six wells, and elevated chloride concentrations at wells DMW9S/I and MW18S/I, indicate that complete mineralization of VOC contaminants is likely occurring at these locations. Methane concentrations at these wells also indicate anaerobic conditions. The presence of BTEX at DMW9S provides a carbon source that is expected to enhance biodegradation of cVOCs at the Petroleum Hydrocarbon and Pond 1 Area plume.

Other NAA parameters indicate favorable conditions for reductive-dechlorination in the upper and intermediate surficial-aquifer zones in the areas sampled. High methane concentrations (greater than 500 µg/L) were detected at DMW9S, DMW9I, and DMW18I; methane at DMW18S (at 480 µg/L) is slightly under the assessment criterion. The high methane concentrations at these locations indicate that fermentation is occurring, and that the potential for complete anaerobic dechlorination exists. Groundwater pH levels for four of the wells (all but DMW11S and DMW9D) were greater than the 5.00 in the 2011 samples, indicating a favorable condition for degradation at the site. However, high ORP at three locations, and high DO and low temperatures at most locations, may inhibit dechlorination reactions.

Concentrations of VC and ethene at DMW9D also indicate breakdown of cVOC contaminants in the lower surficial-aquifer zone, but the lower concentrations of VC and ethene relative to their higher-chain VOCs suggest that slow or incomplete reductive-dechlorination may be occurring

there. The lower potential for reductive dechlorination in the lower surficial-aquifer zone is also indicated by relatively low chloride, alkalinity, low pH and temperature, and high ORP and DO.

4.2.1.7 Tentatively Identified Compounds

Analysis of VOCs may sometimes indicate additional organic compounds not on the standard USEPA VOC Target Compound List. These additional compounds are shown as peaks on the chromatogram generated by the laboratory analysis. The laboratory attempts to identify the highest peaks using a computerized search of a library containing chemical-mass spectra. When the mass spectra match, to a specific degree, the compound or general class of compounds is named and termed a tentatively identified compound (TIC). The assigned identity is, in most cases, highly uncertain. When no match can be made, the peak is labeled as an unknown TIC. No further evaluation is possible without identifying the chemical class of compounds to which it may belong. Soil and sediment samples typically contain the greatest number of TICs because soil and sediment can be composed of many complex organic compounds. However, surface water and groundwater samples can also contain a variety of TICs.

Tables 4-2 and 4-3 summarize the VOC TICs reported for the groundwater samples. Appendix C lists the reported TICs by sample identifier and by the TIC name. Fourteen TICs were detected in the VOC samples collected for the 2011 investigation. TICs for this study are reported with the "NJ" data qualifier, indicating that these compounds are presumptively present but their exact identity is questionable. Furthermore, the concentrations reported for TICs are semi-quantitative.

The TICs were detected infrequently, with any single TIC detected in only one sample or at most five samples (Table 4-2), Most TICs were detected at low to trace concentrations. Several of the TICs (2-methylnapthalene, 1,4-dioxane, cyclohexane, 1,1,2-trichloroethane, and methylcyclohexane) were detected in samples from wells DMW9S, DMW2A, MW20S, and MW16I that had high concentrations of cVOCs or petroleum VOCs. 2-Methylnapthalene is an isomer of naphthalene, which is a common constituent of petroleum hydrocarbon fuels. 1,4-Dioxane, tentatively reported at concentrations of 280–16,000 µg/L in three samples, is an analyte of concern detected in other analyses performed for the study. The greatest TIC concentration of 1,4-dioxane of 16,000 µg /L was reported for DMW2A, which had the second highest concentration of 1,4-dioxane at 420 µg/L using USEPA Method 8270C. Cyclohexane is a

solvent commonly used in laboratory analyses. Two compounds identified as "silanol" compounds are artifacts of the analytical laboratory instrumentation.

4.2.2 1,4-Dioxane

As shown in Table 4-2, 1,4-dioxane was detected in more than half (54%) of the 2011 groundwater samples at concentrations ranging from an estimated (J-qualified) 0.63–520 µg/L. The average 1,4-dioxane concentration detected is 79.5 µg/L. As shown in Figure 4-14, the highest concentrations occur primarily in the upper and intermediate surficial-aquifer zones; 1,4-dioxane was not detected in the deep confined-aquifer groundwater samples.

Concentrations of 1,4-dioxane have generally decreased from 2009 to 2011. The greatest decrease is at DMW1A, where the 2009 concentration of 490 µg/L decreased to 91 µg/L in 2010; it has since remained steady (93 µg/L in 2011). At DMW2A, the 1,4-dioxane concentration has decreased from 890 µg/L (in 2009) to 590 µg/L (2010) to 420 µg/L (in 2011).

Substantial decreases in concentrations of 1,4-dioxane also occurred at DMW3I (from 1,100 µg/L in 2009 to 390 µg/L in 2010, and 300 µg/L in 2011) and MW16S (from 790 µg/L in 2009 to 330 µg/L in 2010, and 220 µg/L in 2011). The highest concentrations reported during this sampling round were at wells DMW3S (520 µg/L), DMW2A (420 µg/L), and DMW3I (300 µg/L) in the upper and intermediate surficial-aquifer zones east and hydraulically downgradient of Pond 1. Other elevated concentrations of 1,4-dioxane are co-located with high concentrations of VOCs in the Petroleum Hydrocarbon and Pond 1 Area plume at wells DMW9I (120 µg/L) and MW20S (190 µg/L). Substantially lower concentrations of 1,4-dioxane were reported for wells at the Drum Area plume (ranging from 1–49 µg/L at wells MW6, DMW5I, MW5, DMW5S, DMW19I, and DMW4S/I/D) and at the Taxiway Tango Median Area plume (0.63 J µg/L to 93 µg/L at MW3, MW11S, DMW23S, DMW1A, DMW1B, and DMW1S).

1,4-Dioxane was also detected in lower surficial-aquifer groundwater samples in an area co-located with the highest concentrations of VOCs. 1,4-Dioxane was detected south and southwest of Pond 1 along the VOC-plume longitudinal axis that extends eastward from well DMW1B (49 µg/L) to wells DMW8D (74 µg/L) and DMW4D (27 µg/L). The greatest concentration of 1,4-dioxane in this area is at well DMW1A (93 µg/L). Well DMW1A appears to be near or in the source area for 1,4-dioxane in this area. 1,4-Dioxane was not detected in the

lower surficial-aquifer wells north and northwest of Pond 2, or in the lower surficial-aquifer wells in the Taxiway Tango Median Area plume (e.g., MW22D and MW23D), and only at DMW4D (27 µg/L) in the Drum Area plume. DMW5D was not sampled in 2011, but 1,4-dioxane was not detected there in the 2007 and 2008 samples.

4.2.3 Metals

Table 4-2 summarizes detections of total metals (analysis of unfiltered groundwater samples) and dissolved metals (analysis of filtered groundwater samples). Table 4-5 summarizes metals concentrations that exceed Maryland groundwater standards. As shown in Table 4-5, concentrations of eight metals exceed groundwater standards in one or more groundwater samples.

As shown in Table 4-5, concentrations of vanadium, cadmium, and nickel exceed standards most frequently, for both total and dissolved metals analyses, with the maximum concentrations of vanadium and cadmium exceeding the standards by more than one order of magnitude. Nickel exceeds the standard by factors of 4.0 (total) and 9.9 (dissolved). Concentrations of vanadium exceed the standard in 18.5–30.8% of the dissolved/total samples, with the maximum concentration of 140 µg/L exceeding the groundwater standard by more than one order of magnitude at well MW24S. Dissolved cadmium exceeds its standard in 23.1% (16 samples) of all samples, whereas dissolved nickel exceeds its standard in 23.1% (15 samples). Figure 4-15 shows the maximum of the dissolved (filtered) and total (unfiltered) results for cadmium, nickel, and vanadium that exceed Maryland groundwater standards. The greatest concentrations of cadmium are associated with high levels of VOCs in the surficial aquifer at wells DMW1A, DMW1B, DMW8I, DMW8D, DMW2A, DMW2S, DMW18I, and DMW3I, all located south and east of Pond 1.

Concentrations of metals such as arsenic, beryllium, lead, mercury, and chromium exceed the standards in 12% or less of the samples, ranging from one exceedance each for total and dissolved chromium to eight exceedances for total arsenic. Dissolved lead and mercury concentrations do not exceed the standards. No exceedances of hexavalent chromium were found. In the deep confined-aquifer wells (MW27D, MW29D, MW30D, and MW31D), metal concentrations did not exceed the Maryland groundwater standards (Table 4-3).

4.2.4 Petroleum Hydrocarbons

As shown in Table 4-2, TPH-DRO was detected in 73% of the 2011 upper surficial-aquifer groundwater samples at concentrations ranging from an estimated (J-qualified) 250–7,400 µg/L. TPH-GRO was detected in 72% of the 2011 upper surficial-aquifer groundwater samples, at concentrations ranging from 33–61,000 µg/L (both concentrations are J-qualified). Results for TPH-DRO and TPH-GRO are shown in Figure 4-16. The average of the TPH-DRO detections is 1,375 µg/L, with the greatest concentration reported for well DMW11S (7,400 µg/L) in the upper surficial-aquifer at the Taxiway Tango Median Area plume. The average of the TPH-GRO detections is 5,237 µg/L, with the greatest concentration reported for well DMW9S (61,000 µg/L) in the upper surficial-aquifer. Substantially lower concentrations of TPH-DRO and TPH-GRO are reported for wells at the Drum Area plume and Taxiway Tango Median Area plume.

4.2.5 Perchlorate and Haloacetic Acids

All 65 groundwater samples were analyzed for perchlorate. Haloacetic acids were analyzed for in three upper surficial-aquifer samples (DMW2S, DMW3S, and DMW5S). These three wells are in areas of high VOC concentrations in the upper surficial-aquifer and in areas of the DRA fill. The wells are also near Frog Mortar Creek, which would indicate that concentrations of these analytes are possibly entering the creek via groundwater.

Perchlorate was detected in three groundwater samples (wells MW17I, MW22D, and MW24I) at low concentrations ranging from 0.58–0.86 µg/L (all concentrations J-qualified). All three concentrations are less than the Maryland groundwater standard of 2.6 µg/L. Two of these locations are in the Taxiway Tango Median Area (MW22D and MW24I), but no spatial trend is apparent. Perchlorate was not detected in the deep confined-aquifer groundwater samples (e.g., MW27D, MW29D, MW30D, and MW31D). The low trace concentrations of perchlorate in only three locations during the 2011 sampling episode are somewhat consistent with the 2010 results, when perchlorate was not detected in any groundwater samples. Haloacetic acids were not detected in the three groundwater samples analyzed (DMW2S, DMW3S, and DMW5S).

4.2.6 Radium-224/226 and Radium-228

As shown in Table 4-2, radium-224/226 and radium-228 were detected in five of nine groundwater samples (56%). Concentrations of these two radiological parameters in the

groundwater samples range from 0.273–2.56 picoCuries per liter (pCi/L) for radium-224/226 and 0.716–11.8 pCi/L for radium-228. The average of the detected radium-22/226 concentrations is 1.23 pCi/L, with the greatest concentration reported in well DMW6I (2.56 pCi/L) in the intermediate surficial-aquifer in the southeastern part of the site. The average of the detected radium-228 concentrations is 4.39 pCi/L; its greatest concentration was also reported in well DMW6I (11.8 pCi/L).

Concentrations of radium-224/226 in all samples analyzed (0.273–2.56 pCi/L) are less than the groundwater standard of 5 pCi/L. Radium-228 and combined radium-224/226/228 concentrations exceed the groundwater standard in one sample each from the intermediate and deep surficial-aquifer. Radium-228 concentrations exceed the groundwater standard of 5 pCi/L in samples from wells DMW6I (11.8 pCi/L) and DMW6D (7.58 pCi/L). The combined radium-224/226/228 concentrations in samples from wells DMW6I (14.36 pCi/L) and DMW6D (9.92 pCi/L) also exceed the groundwater standard. Concentrations of radium-224/226, radium-228, or combined radium-224/226/228 do not exceed the groundwater standard in samples collected from the upper surficial-aquifer (MW3, DMW6S, DMW16S) and the deep confined-aquifer (MW27D, and MW29D).

TABLE 4-1

GROUNDWATER LEVELS AND ELEVATIONS, JULY 14, 2011
DUMP ROAD AREA
LOCKHEED MARTIN, MARTIN STATE AIRPORT, MIDDLE RIVER, MARYLAND

Well ID	Aquifer Level	Elevation[(1)] Top of Well Casing NAVD88 Feet	Depth to Groundwater Top of Well Casing 7/14/2011 Feet	Groundwater Elevation[(1)] NAVD88 7/14/2011 Feet
DMW-1S	S	11.08	9.91	1.17
DMW-2S	S	21.75	20.80	0.95
MW-3	S	11.19	8.88	2.31
DMW-3S	S	16.52	11.08	5.44
MW-4	S	10.34	8.07	2.27
DMW-4S	S	20.52	20.00	0.52
MW-5	S	22.65	21.66	0.99
DMW-5S	S	21.34	20.89	0.45
MW-6	S	15.72	14.73	0.99
DMW-6S	S	18.62	17.98	0.64
MW-7	S	10.90	6.88	4.02
DMW-7S	S	21.84	20.52	1.32
DMW-8S	S	15.80	14.29	1.51
DMW-9S	S	11.45	9.53	1.92
DMW-10S	S	10.29	7.64	2.65
DMW-11S	S	9.20	6.89	2.31
MW-15S	S	8.60	6.69	1.91
MW-16S	S	10.20	9.27	0.93
MW-17S	S	7.61	6.71	0.90
MW-18S	S	8.89	NM	NM
MW-20S	S	12.44	10.58	1.86
MW-23S	S	10.01	7.95	2.06
MW-24S	S	7.72	4.43	3.29
MW-25S	S	9.69	5.82	3.87
MW-26S	S	11.72	9.29	2.43
MW-32S	S	7.27	5.94	1.33
MW-33S	S	9.97	7.37	2.60
MW-34S	S	7.44	5.01	2.43
MW-35S	S	12.63	9.31	3.32
MW-36S	S	11.88	7.83	4.05
MW-37S	S	10.70	6.81	3.89
MW-38S	S	10.81	7.92	2.89
MW-39S	S	15.70	12.58	3.12

TABLE 4-1

GROUNDWATER LEVELS AND ELEVATIONS, JULY 14, 2011
DUMP ROAD AREA
LOCKHEED MARTIN, MARTIN STATE AIRPORT, MIDDLE RIVER, MARYLAND

Well ID	Aquifer Level	Elevation[(1)] Top of Well Casing NAVD88 Feet	Depth to Groundwater Top of Well Casing 7/14/2011 Feet	Groundwater Elevation[(1)] NAVD88 7/14/2011 Feet
OW1-S	S	19.17	NM	NM
RW1-S	S	19.09	NM	NM
TT-11[(2)]	S	11.16	NM	NM
TT-12[(2)]	S	11.51	NM	NM
TT-13[(2)]	S	9.55	NM	NM
TT-14[(2)]	S	10.31	NM	NM
MW-1[(2)]	I	10.69	NM	NM
DMW-1A	I	12.05	10.07	1.98
DMW-2A	I	21.65	21.02	0.63
DMW-3I	I	16.45	15.62	0.83
DMW-4I	I	20.48	20.01	0.47
DMW-5I	I	21.39	21.04	0.35
DMW-6I	I	18.64	18.24	0.40
DMW-7I	I	21.90	21.07	0.83
DMW-8I	I	16.30	14.84	1.46
DMW-9I	I	11.40	9.60	1.80
DMW-10I	I	10.27	8.20	2.07
DMW-11I	I	9.15	5.02	4.13
MW-14I	I	11.72	10.90	0.82
MW-15I	I	8.79	6.74	2.05
MW-16I	I	10.06	8.30	1.76
MW-17I	I	7.68	5.23	2.45
MW-18I	I	8.91	NM	NM
MW-19I	I	7.90	6.84	1.06
MW-2	I	8.40	7.09	1.31
MW-20I	I	12.39	10.53	1.86
MW-21I	I	10.83	8.79	2.04
MW-22I	I	11.01	8.82	2.19
MW-23I	I	10.07	7.99	2.08
MW-24I	I	7.68	5.52	2.16
MW-25I	I	9.72	7.34	2.38
MW-26I	I	11.67	9.35	2.32

TABLE 4-1

GROUNDWATER LEVELS AND ELEVATIONS, JULY 14, 2011
DUMP ROAD AREA
LOCKHEED MARTIN, MARTIN STATE AIRPORT, MIDDLE RIVER, MARYLAND
PAGE 3 OF 3

Well ID	Aquifer Level	Elevation[(1)] Top of Well Casing NAVD88 Feet	Depth to Groundwater Top of Well Casing 7/14/2011 Feet	Groundwater Elevation[(1)] NAVD88 7/14/2011 Feet
MW-28I	I	8.65	6.71	1.94
MW-30I	I	7.52	5.61	1.91
MW-32I	I	7.28	6.04	1.24
MW-33I	I	10.02	7.47	2.55
MW-34I	I	7.37	5.21	2.16
OW1-I	I	18.05	NM	NM
RW1-I	I	18.44	NM	NM
DMW-1B	D	12.04	10.38	1.66
DMW-2B	D	21.66	20.72	0.94
DMW-3D	D	16.46	15.53	0.93
DMW-4D	D	20.44	20.25	0.19
DMW-5D	D	21.38	21.13	0.25
DMW-6D	D	18.51	18.26	0.25
DMW-7D	D	21.94	21.00	0.94
DMW-8D	D	16.35	15.17	1.18
DMW-9D	D	11.41	9.93	1.48
MW-15D	D	8.77	6.71	2.06
MW-16D	D	10.22	8.47	1.75
MW-17D	D	7.56	5.90	1.66
MW-18D	D	8.88	NM	NM
MW-19D	D	7.94	6.83	1.11
MW-20D	D	12.40	11.06	1.34
MW-21D	D	10.78	8.86	1.92
MW-22D	D	11.02	9.00	2.02
MW-23D	D	10.03	8.42	1.61
MW-26D	D	11.66	9.35	2.31
MW-14D	DD	11.56	NM	NM
MW-27D	DD	8.39	3.81	4.58
MW-29D	DD	11.43	NM	NM
MW-30D	DD	8.26	5.26	3.00
MW-31D	DD	6.95	5.28	1.67

1 Based on 2010 and 2011 surveys of Dump Road Area wells
2 Well has been sealed and abandoned in accordance with state regulations and is no longer in use
NA - Not available or not measured
S - Upper surficial aquifer
I - Intermediate surficial aquifer
D - Lower surficial aquifer
DD - Deep confined aquifer or below the lower surficial aquifer
NAVD88 = North American Vertical Datum of 1988.
NAD83 - North American Datum of 1983

TABLE 4-2

STATISTICAL ANALYSIS OF GROUNDWATER SAMPLING RESULTS, MAY-JUNE 2011
DUMP ROAD AREA
LOCKHEED MARTIN, MARTIN STATE AIRPORT, MIDDLE RIVER, MARYLAND

Chemical	Frequency of Detection		Mininum Non Detected	Maximum Non Detected	Mininum Detected	Maximum Detected	Sample of Maximum Detected	Mean of All Samples	Mean of Positive Detects	Standard Deviation
	Number	Percent								
VOLATILES (ug/l)										
CIS-1,2-DICHLOROETHENE	44/65	68%	0.17	3.4	0.39 J	23000	MW11S	1169	1727	3445
TRICHLOROETHENE	41/65	63%	0.17	17	0.23 J	13000	DMW2A	1333	2113	3133
VINYL CHLORIDE	38/65	58%	0.22	55	0.27 J	18000	DMW9S	612	1046	2332
BENZENE	17/65	26%	0.13	110	0.17 J	390 J	DMW9S	11.6	31.0	48.7
TRANS-1,2-DICHLOROETHENE	12/65	18%	0.19	160	0.39 J	220	DMW3S	11.8	29.8	31.6
1,2-DICHLOROETHANE	10/65	15%	0.22	180	0.34 J	84 J	DMW3I	9.23	12.4	20.2
CHLOROBENZENE	8/65	12%	0.15	120	0.19 J	620	MW20S	19.8	117	82.9
1,1-DICHLOROETHENE	6/65	9%	0.19	160	0.5 J	240 J	MW11S	11.1	60.0	33.7
TOLUENE	6/65	9%	0.13	65	5.5 J	4200	DMW9S	80.8	847	527
1,2,4-TRICHLOROBENZENE	4/65	6%	0.15	120	2.4	460 J	DMW2A	20.2	261	78.7
ACETONE	4/65	6%	1.1	920	1.8 J	79 J	DMW-8D	42.5	21.4	92.8
CHLOROFORM	4/65	6%	0.16	130	3.7	270 J	MW11S	11.9	118	40.6
CARBON TETRACHLORIDE	3/65	5%	0.13	110	1.6 J	32 J	DMW9I	5.37	13.3	11.5
M+P-XYLENES	3/65	5%	0.24	200	7.2	15000	DMW9S	238	5007	1860
O-XYLENE	3/65	5%	0.14	120	2.4	1700	DMW9S	30.6	571	211
TOTAL XYLENES	3/65	5%	0.28	230	9.6	17000	DMW9S	270	5678	2108
1,2-DICHLOROBENZENE	2/65	3%	0.13	110	0.27 J	3.6	MW16S	4.89	1.94	11.0
CARBON DISULFIDE	2/65	3%	0.13	110	0.16 J	0.48 J	MW16S	4.84	0.320	11.0
ETHYLBENZENE	2/65	3%	0.17	140	10 J	1400	DMW9S	26.8	705	173
METHYLENE CHLORIDE	2/65	3%	0.33	270	4 J	610	DMW1A	21.3	307	79.0
2-BUTANONE	1/54	2%	0.57	470	40 J	40 J	MW20I	23.7	40.0	50.7
1,1,1-TRICHLOROETHANE	1/65	2%	0.22	180	40 J	40 J	DMW4I	8.53	40.0	18.7
1,1-DICHLOROETHANE	1/65	2%	0.15	120	46 J	46 J	DMW4I	6.07	46.0	13.3
1,2,3-TRICHLOROBENZENE	1/65	2%	0.17	140	18 J	18 J	DMW-8D	6.53	18.0	14.4
1,2,4-TRIMETHYLBENZENE	1/65	2%	0.12	100	7.3 J	7.3 J	MW20S	4.51	7.30	10.1
1,3-DICHLOROBENZENE	1/65	2%	0.14	120	1.4	1.4	MW16S	5.26	1.40	12.0
1,4-DICHLOROBENZENE	1/65	2%	0.13	110	1.6	1.6	MW16S	4.86	1.60	11.0
CHLOROETHANE	1/65	2%	0.29	240	0.54 J	0.54 J	MW16S	10.8	0.540	24.4
DIISOPROPYL ETHER	1/65	2%	1.5	1200	2.6 J	2.6 J	MW16S	54.8	2.60	123
ETHYL TERT-BUTYL ETHER	1/65	2%	0.11	92	0.2 J	0.2 J	MW16S	4.09	0.200	9.29
ISOPROPYLBENZENE	1/65	2%	0.13	110	0.35 J	0.35 J	DMW1S	4.84	0.350	11.0
NAPHTHALENE	1/65	2%	0.24	200	12 J	12 J	DMW-8D	8.98	12.0	20.2
TERT-BUTYLBENZENE	1/65	2%	0.13	110	0.4 J	0.4 J	MW23S	4.84	0.400	11.0

TABLE 4-2

STATISTICAL ANALYSIS OF GROUNDWATER SAMPLING RESULTS, MAY-JUNE 2011
DUMP ROAD AREA
LOCKHEED MARTIN, MARTIN STATE AIRPORT, MIDDLE RIVER, MARYLAND

Chemical	Frequency of Detection		Mininum Non Detected	Maximum Non Detected	Mininum Detected	Maximum Detected	Sample of Maximum Detected	Mean of All Samples	Mean of Positive Detects	Standard Deviation
	Number	Percent								
NAA VOLATILES (ug/l)										
METHANE	6/6	100%	-	-	290	1800	DMW9S	788	788	558
ETHANE	5/6	83%	0.26	0.26	2.4	61	DMW9S	20.3	24.3	25.7
ETHENE	5/6	83%	0.62	0.62	8.2	190	MW11S	62.6	75.0	73.4
SEMIVOLATILES (ug/l)										
1,4-DIOXANE	35/65	54%	0.47	0.54	0.63 J	520	DMW3S	42.9	79.5	96.4
TOTAL METALS (ug/l)										
BARIUM	62/65	95%	4.3	6.8	4.3 J	1700	MW26S	70.0	73.3	209
COBALT	59/65	91%	0.34	1.9	0.47 J	530 J	DMW2A	70.2	77.3	103
NICKEL	58/65	89%	0.63	0.63	0.78 J	290	MW11S	44.9	50.3	53.1
ARSENIC	55/65	85%	0.092	0.51	0.44 J	41	MW16I	4.78	5.62	7.31
CHROMIUM	53/65	82%	0.38	1.4	0.44 J	190 J	DMW1A	9.70	11.8	26.5
COPPER	51/65	78%	0.23	3.4	0.26 J	170 J	DMW5I	21.8	27.5	39.2
VANADIUM	47/65	72%	0.3	1.9	0.35 J	89 J	DMW3D	6.26	8.54	14.1
ZINC	47/65	72%	0.5	83	1 J	2700	MSA-MW4	208	284	478
CADMIUM	36/65	55%	0.046	0.23	0.046 J	820	DMW2A	35.6	64.3	127
BERYLLIUM	35/65	54%	0.092	0.2	0.21 J	7.9	DMW4I	1.06	1.93	1.67
SELENIUM	35/65	54%	0.32	3.2	0.34 J	21	DMW-8I	1.83	3.18	3.28
LEAD	29/65	45%	0.12	4.4	0.26 J	26 J	DMW3D	2.10	4.35	4.33
MOLYBDENUM	13/65	20%	0.093	4.2	0.47 J	9.5	DMW3S	0.833	2.52	1.56
MERCURY	7/65	11%	0.12	0.12	0.17 J	5.2	DMW4D	0.202	1.38	0.690
SILVER	7/65	11%	0.014	0.17	0.014 J	0.51 J	MSA-MW4	0.036	0.132	0.066
ANTIMONY	5/65	8%	0.11	0.93	0.82 J	1.4 J	MSA-MW4, MW23D	0.213	1.14	0.292
TUNGSTEN	5/65	8%	0.16	1.6	1 J	22	DMW3S	0.666	5.76	2.72
HEXAVALENT CHROMIUM	3/58	5%	0.01	0.01	0.02 L	0.051	MSA-MW33I	0.006	0.033	0.007
FILTERED METALS (ug/l)										
BARIUM	61/65	94%	4.4	42	3.1 J	1700	MW26S	65.7	69.5	209
COBALT	59/65	91%	0.32	1.3	0.46 J	570 J	DMW2A	76.8	84.5	119
NICKEL	58/65	89%	0.63	0.63	1 J	720 J	MW24S	54.4	61.0	101
COPPER	51/65	78%	0.23	4.1	0.31 J	290 J	MW24S	16.7	21.1	43.2
ARSENIC	50/65	77%	0.092	9.2	0.42 J	31	MW16I	3.95	5.02	6.34
ZINC	49/65	75%	0.5	48	1.1 J	2800 J	MSA-MW4	230	303	549
CHROMIUM	39/65	60%	0.25	11	0.48 J	160 J	DMW1A	4.31	6.82	19.7

TABLE 4-2

STATISTICAL ANALYSIS OF GROUNDWATER SAMPLING RESULTS, MAY-JUNE 2011
DUMP ROAD AREA
LOCKHEED MARTIN, MARTIN STATE AIRPORT, MIDDLE RIVER, MARYLAND

Chemical	Frequency of Detection		Mininum Non Detected	Maximum Non Detected	Mininum Detected	Maximum Detected	Sample of Maximum Detected	Mean of All Samples	Mean of Positive Detects	Standard Deviation
	Number	Percent								
VANADIUM	38/65	58%	0.3	1.8	0.33 J	140 J	MW24S	4.19	6.93	17.4
BERYLLIUM	34/65	52%	0.092	9.2	0.12 J	7.6	DMW4I	1.04	1.81	1.70
SELENIUM	31/65	48%	0.32	32	0.33 J	23	DMW-8I	1.97	3.40	3.84
CADMIUM	29/65	45%	0.046	4.6	0.14 J	750 J	DMW2A	34.0	76.2	120
LEAD	13/65	20%	0.033	4.2	0.22 J	4.1 J	DMW2A, DMW4I	0.653	2.37	1.07
MOLYBDENUM	4/65	6%	0.093	42	0.65 J	11	DMW3S	0.826	4.34	2.92
MERCURY	2/65	3%	0.12	0.12	0.39	0.95	MSA-DMW6D	0.079	0.670	0.117
TUNGSTEN	2/65	3%	0.16	16	1.8 J	29	DMW3S	0.759	15.4	3.69
MISCELLANEOUS (mg/l)										
ALKALINITY	6/6	100%	-	-	7.9	400	DMW9S	141	141	142
AMMONIA-N	6/6	100%	-	-	0.059 J	8.6	MW18S	3.08	3.08	3.02
CHLORIDE	6/6	100%	-	-	48	430	MW18S	191	191	149
DISSOLVED ORGANIC CARBON	6/6	100%	-	-	2.3	96	MW18I	28.4	28.4	35.2
NITRATE-N	2/6	33%	0.023	0.023	0.039 J	0.36	MW18S	0.074	0.200	0.140
ORTHOPHOSPHATE	2/5	40%	0.044	0.044	0.19 J	0.2 J	DMW9S	0.091	0.195	0.095
SULFATE	6/6	100%	-	-	69	1500	MW18S	427	427	547
TOTAL DISSOLVED SOLIDS	6/6	100%	-	-	210	2900	MW18S	1073	1073	959
MISCELLANEOUS (ug/l)										
PERCHLORATE	3/65	5%	0.36	7.2	0.58 J	0.86 J	DMW17I	0.617	0.710	0.620
PETROLEUM HYDROCARBONS (ug/l)										
DIESEL RANGE ORGANICS	19/26	73%	230	710	250 J	7400	MW11S	1048	1375	1636
GASOLINE RANGE ORGANICS	18/25	72%	25	92	33 J	61000 J	DMW9S	3777	5237	12701
RADIONUCLIDES										
RADIUM-224/226	5/9	56%	0.0413	0.22	0.273 J	2.56	MSA-DMW6I	0.708	1.23	1.01
RADIUM-228	5/9	56%	0.0785	0.638	0.716 J	11.8	MSA-DMW6I	2.50	4.39	4.22
TENTATIVELY IDENTIFIED VOLATILE (ug/l)										
1,1,2-TRICHLOROETHANE	2/2	100%	-	-	3 NJ	4.2 NJ	MW16I	3.60	3.60	NA(1)
TERTIARY-BUTYL ALCOHOL	3/3	100%	-	-	4.3 J	12 J	MW26S	7.63	7.63	NA(1)
1,4-DIOXANE	3/3	100%	-	-	280 JN	16000 NJ	DMW2A	5547	5547	NA(1)
2-METHYLNAPHTHALENE	2/2	100%	-	-	30 NJ	2200 NJ	DMW9S	1115	1115	NA(1)
CYCLOHEXANE	5/5	100%	-	-	0.59 NJ	55 NJ	MW20S	12.0	12.0	24.0
CYCLOHEXANE, 1,3-DIMETHYL-, CIS-	1/1	100%	-	-	2 JN	2 JN	MW26S	NA	NA	NA
DI-SEC-BUTYL ETHER	1/1	100%	-	-	1.9 JN	1.9 JN	MW23S	NA	NA	NA
ISOBUTYL ALCOHOL	1/1	100%	-	-	8.7 JN	8.7 JN	MW19D	NA	NA	NA
METHYLCYCLOHEXANE	5/5	100%	-	-	0.48 JN	44 NJ	MW20S	17.5	17.5	22.9

TABLE 4-2

STATISTICAL ANALYSIS OF GROUNDWATER SAMPLING RESULTS, MAY-JUNE 2011
DUMP ROAD AREA
LOCKHEED MARTIN, MARTIN STATE AIRPORT, MIDDLE RIVER, MARYLAND

Chemical	Frequency of Detection		Mininum Non Detected	Maximum Non Detected	Mininum Detected	Maximum Detected	Sample of Maximum Detected	Mean of All Samples	Mean of Positive Detects	Standard Deviation
	Number	Percent								
N-BUTYL ETHER	1/1	100%	-	-	1.3 JN	1.3 JN	MW23S	NA	NA	NA
PENTANE, 2,3,3-TRIMETHYL-	1/1	100%	-	-	1.2 JN	1.2 JN	MW23S	NA	NA	NA
SILANOL, TRIMETHYL-	1/1	100%	-	-	3.7 JN	3.7 JN	MW19D	NA	NA	NA
TETRAHYDROFURAN	5/5	100%	-	-	0.71 NJ	4.5 NJ	MW20D	2.40	2.40	1.55
THIIRANE	1/1	100%	-	-	1 JN	1 JN	MW32I	NA	NA	NA

Footnotes:
For non-detects, 1/2 sample quantitation limit was used as a proxy concentration.
1/2 the detection limit was used for B qualified data.
NA - Not applicable, there are an insufficient number of samples to calculate statistics.

Associated Samples

DMW1A	DMW9S	MW15I	MW24S	MW-5-A
DMW1B	DMW9S	MW15S	MW25I	
DMW1S	DMW10S	MW15S	MW25I	
DMW2A	DMW14D	MW16D	MW25S	
DMW2S	DMW14I	MW16I	MW25S	
DMW3D	DMW17I	MW16S	MW26S	
DMW3I	MSA-DMW6D	MW17S	MW26S	
DMW3S	MSA-DMW6I	MW18I	MW27D	
DMW4A	MSA-DMW6S	MW18S	MW27D	
DMW4D	MSA-DMW6S	MW19D	MW28I	
DMW4I	MSA-MW33I	MW19I	MW29D	
DMW4S	MSA-MW33S	MW20D	MW3	
DMW5I	MSA-MW4	MW20I	MW30D	
DMW5S	MSA-MW6	MW20S	MW31D	
DMW-8D	MW 16D	MW20S	MW32I	
DMW-8I	MW 16I	MW20S	MW32I	
DMW8S	MW 16S	MW22D	MW32S	
DMW8S	MW11I	MW23D	MW34I	
DMW9D	MW11S	MW23S	MW34S	
DMW9I	MW15D	MW24I	MW-5	

TABLE 4-3

CHEMICAL RESULTS FOR GROUNDWATER SAMPLES, MAY-JUNE 2011
DUMP ROAD AREA
LOCKHEED MARTIN, MARTIN STATE AIRPORT, MIDDLE RIVER, MARYLAND

SAMPLE ID:	MDE	DMW1A-060111	DMW1B-060111	DMW1S-060111	DMW2A-060711	DMW2S-060711	MW3-060911
LABORATORY ID:	GROUNDWATER	240-690-3	240-690-5	240-690-6	240-906-4	240-906-2	240-979-5
SAMPLE DATE:	CRITERIA	6/1/2011	6/1/2011	6/1/2011	6/7/2011	6/7/2011	6/9/2011
LOCATION:		DMW1A	DMW1B	DMW1S	DMW2A	DMW2S	MW3
VOLATILES (ug/l)							
1,1,1-TRICHLOROETHANE	200	--	--	--	--	--	--
1,1-DICHLOROETHANE	90	--	--	--	--	--	--
1,1-DICHLOROETHENE	7	--	--	--	--	--	--
1,2,3-TRICHLOROBENZENE	NA	--	--	--	90 B	--	--
1,2,4-TRICHLOROBENZENE	70	--	--	--	460 J	--	--
1,2,4-TRIMETHYLBENZENE	NA	--	--	--	--	--	--
1,2-DICHLOROBENZENE	600	--	--	--	--	--	--
1,2-DICHLOROETHANE	5	--	--	--	--	--	--
1,3-DICHLOROBENZENE	1.8	--	--	--	--	--	--
1,4-DICHLOROBENZENE	75	--	--	--	--	--	--
2-BUTANONE	700	--	--	--	--	--	--
ACETONE	550	--	--	3.3 B	--	--	--
BENZENE	5	--	15 J	1.7 J	--	9.3 J	--
CARBON DISULFIDE	100	--	--	--	--	--	--
CARBON TETRACHLORIDE	5	--	--	--	--	--	--
CHLOROBENZENE	100	--	--	25	--	--	--
CHLOROETHANE	3.6	--	--	--	--	--	--
CHLOROFORM	80	--	--	--	--	--	--
CIS-1,2-DICHLOROETHENE	70	6600	2400	65	3700	1200	10
DIISOPROPYL ETHER	NA	--	--	--	--	--	--
ETHANE	NA	NA	NA	NA	NA	NA	NA
ETHENE	NA	NA	NA	NA	NA	NA	NA
ETHYL TERT-BUTYL ETHER	NA	--	--	--	--	--	--
ETHYLBENZENE	700	--	--	--	--	--	--

TABLE 4-3

CHEMICAL RESULTS FOR GROUNDWATER SAMPLES, MAY-JUNE 2011
DUMP ROAD AREA
LOCKHEED MARTIN, MARTIN STATE AIRPORT, MIDDLE RIVER, MARYLAND

SAMPLE ID: / LABORATORY ID: / SAMPLE DATE: / LOCATION:	MDE GROUNDWATER CRITERIA	DMW1A-060111 240-690-3 6/1/2011 DMW1A	DMW1B-060111 240-690-5 6/1/2011 DMW1B	DMW1S-060111 240-690-6 6/1/2011 DMW1S	DMW2A-060711 240-906-4 6/7/2011 DMW2A	DMW2S-060711 240-906-2 6/7/2011 DMW2S	MW3-060911 240-979-5 6/9/2011 MW3
ISOPROPYLBENZENE	66	--	--	0.35 J	--	--	--
M+P-XYLENES	NA	--	--	--	--	--	--
METHANE	NA	NA	NA	NA	NA	NA	NA
METHYLENE CHLORIDE	5	610	--	--	--	89 B	--
NAPHTHALENE	0.65	--	--	--	--	--	--
O-XYLENE	NA	--	--	--	--	--	--
TERT-BUTYLBENZENE	NA	--	--	--	--	--	--
TERTIARY-BUTYL ALCOHOL	NA	--	--	--	--	--	--
TOLUENE	1000	110 J	--	--	--	--	--
TOTAL XYLENES	10000	--	--	--	--	--	--
TRANS-1,2-DICHLOROETHENE	100	--	19 J	0.55 J	--	--	--
TRICHLOROETHENE	5	5000	560	15	13000	2700	0.83 J
VINYL CHLORIDE	2	1400	1800	27	850	520	1.7
SEMIVOLATILES (ug/l)							
1,4-DIOXANE	NA	93	49	84	420	140	0.63 J
TOTAL METALS (ug/l)							
ANTIMONY	6	0.19 B	0.24 B	0.65 B	0.55 B	0.18 B	0.28 B
ARSENIC	10	2.1 J	19 J	1.4 J	2.1 J	--	0.68 J
BARIUM	2000	16 J	17	180	27	16 J	20
BERYLLIUM	4	0.49 J	--	--	1.4	2.3	--
CADMIUM	5	580 J	130 J	0.25 J	820	190 J	--
CHROMIUM	100	190 J	24 J	0.44 J	80 J	2.7 J	2.3
COBALT	NA	39 J	31 J	1.9 B	530 J	190 J	1.1 B
COPPER	1300	9 J	41 J	1.5 J	110 J	16 J	3.4
LEAD	15	0.66 B	2.3	3	10 J	0.45 B	1.2

TABLE 4-3

CHEMICAL RESULTS FOR GROUNDWATER SAMPLES, MAY-JUNE 2011
DUMP ROAD AREA
LOCKHEED MARTIN, MARTIN STATE AIRPORT, MIDDLE RIVER, MARYLAND

SAMPLE ID: LABORATORY ID: SAMPLE DATE: LOCATION:	MDE GROUNDWATER CRITERIA	DMW1A-060111 240-690-3 6/1/2011 DMW1A	DMW1B-060111 240-690-5 6/1/2011 DMW1B	DMW1S-060111 240-690-6 6/1/2011 DMW1S	DMW2A-060711 240-906-4 6/7/2011 DMW2A	DMW2S-060711 240-906-2 6/7/2011 DMW2S	MW3-060911 240-979-5 6/9/2011 MW3
MERCURY	2	--	0.44	--	0.18 J	--	--
MOLYBDENUM	NA	0.47 J	--	0.56 J	2.7 B	0.53 B	--
NICKEL	73	93 J	34 J	0.78 J	130 J	89 J	1.4 J
SELENIUM	50	2 J	0.66 J	--	4.3 J	6.5	--
SILVER	100	--	--	--	0.18 J	--	--
THALLIUM	2	0.49 B	0.36 B	0.25 B	0.58 B	0.53 B	0.26 B
TUNGSTEN	NA	0.41 B	0.29 B	0.3 B	2.1 J	--	0.51 B
VANADIUM	3.7	--	3 J	1.9 B	59 J	--	5.8 J
ZINC	5000	200 J	180 J	9.4 B	400 J	160 J	10 J
FILTERED METALS (ug/l)							
ANTIMONY	6	0.088 B	0.082 B	0.53 B	0.16 B	0.16 B	0.25 B
ARSENIC	10	1.9 J	7.6	1.2 J	--	--	0.7 J
BARIUM	2000	15 J	17	180	13	15 J	19
BERYLLIUM	4	0.48 J	0.12 J	--	1.2 J	2.3 J	--
CADMIUM	5	570 J	130 J	0.08 B	750 J	190 J	--
CHROMIUM	100	160 J	6.7 J	0.48 J	4.2 J	2.6 J	1.6 J
COBALT	NA	39 J	32 J	1.8	570 J	190 J	1 B
COPPER	1300	9.8 J	43 J	1.4 J	28 J	17 J	0.63 J
LEAD	15	0.66 B	1.4	1.1	4.1	0.49 B	0.27 B
MERCURY	2	--	--	--	--	--	--
MOLYBDENUM	NA	--	--	--	--	--	--
NICKEL	73	95 J	37 J	2.4	140 J	86 J	1.3 J
SELENIUM	50	1.8 J	0.47 J	--	3.8 J	6.2	--
SILVER	100	--	--	--	--	--	--
THALLIUM	2	0.42 B	0.32 B	0.21 B	0.51 B	0.51 B	0.25 B

TABLE 4-3

CHEMICAL RESULTS FOR GROUNDWATER SAMPLES, MAY-JUNE 2011
DUMP ROAD AREA
LOCKHEED MARTIN, MARTIN STATE AIRPORT, MIDDLE RIVER, MARYLAND

SAMPLE ID: LABORATORY ID: SAMPLE DATE: LOCATION:	MDE GROUNDWATER CRITERIA	DMW1A-060111 240-690-3 6/1/2011 DMW1A	DMW1B-060111 240-690-5 6/1/2011 DMW1B	DMW1S-060111 240-690-6 6/1/2011 DMW1S	DMW2A-060711 240-906-4 6/7/2011 DMW2A	DMW2S-060711 240-906-2 6/7/2011 DMW2S	MW3-060911 240-979-5 6/9/2011 MW3
TUNGSTEN	NA	0.38 B	0.32 B	0.36 B	0.19 B	--	0.46 B
VANADIUM	3.7	--	0.49 B	1.7 B	6.3 J	--	5.1 J
ZINC	5000	210 J	210 J	9.5 J	440 J	170 J	5.8 J
MISCELLANEOUS (mg/l)							
ALKALINITY	NA	NA	NA	NA	NA	NA	NA
AMMONIA-N	NA	NA	NA	NA	NA	NA	NA
CHLORIDE	NA	NA	NA	NA	NA	NA	NA
DISSOLVED ORGANIC CARBON	NA	NA	NA	NA	NA	NA	NA
NITRATE-N	NA	NA	NA	NA	NA	NA	NA
ORTHOPHOSPHATE	NA	NA	NA	NA	NA	NA	NA
SULFATE	NA	NA	NA	NA	NA	NA	NA
TOTAL DISSOLVED SOLIDS	NA	NA	NA	NA	NA	NA	NA
MISCELLANEOUS (ug/l)							
HEXAVALENT CHROMIUM	NA	--	--	--	--	--	NA
PERCHLORATE	2.6	--	--	--	--	--	--
PETROLEUM HYDROCARBONS (ug/l)							
DIESEL RANGE ORGANICS	47	NA	NA	890	NA	460 J	250 J
GASOLINE RANGE ORGANICS	47	NA	NA	140	NA	610 J	38 B
RADIONUCLIDES (pCi/L)							
RADIUM-224/226	NA	NA	NA	NA	NA	NA	--
RADIUM-228	NA	NA	NA	NA	NA	NA	--
TENTATIVELY IDENTIFIED VOLATILE (ug/l)							
1,4-DIOXANE	NA	NA	NA	280 JN	--	NA	NA
CYCLOHEXANE	NA	NA	NA	1.5 JN	NA	NA	NA
CYCLOHEXANE, 1,3-DIMETHYL-, CIS-	NA	NA	NA	NA	NA	NA	NA

TABLE 4-3

CHEMICAL RESULTS FOR GROUNDWATER SAMPLES, MAY-JUNE 2011
DUMP ROAD AREA
LOCKHEED MARTIN, MARTIN STATE AIRPORT, MIDDLE RIVER, MARYLAND

SAMPLE ID: LABORATORY ID: SAMPLE DATE: LOCATION:	MDE GROUNDWATER CRITERIA	DMW1A-060111 240-690-3 6/1/2011 DMW1A	DMW1B-060111 240-690-5 6/1/2011 DMW1B	DMW1S-060111 240-690-6 6/1/2011 DMW1S	DMW2A-060711 240-906-4 6/7/2011 DMW2A	DMW2S-060711 240-906-2 6/7/2011 DMW2S	MW3-060911 240-979-5 6/9/2011 MW3
DI-SEC-BUTYL ETHER	NA	NA	NA	NA	NA	NA	NA
ISOBUTYL ALCOHOL	NA	NA	NA	NA	NA	NA	NA
METHYLCYCLOHEXANE	NA	NA	NA	NA	NA	NA	NA
N-BUTYL ETHER	NA	NA	NA	NA	NA	NA	NA
PENTANE, 2,3,3-TRIMETHYL-	NA	NA	NA	NA	NA	NA	NA
SILANOL, DIMETHYL(1,1,2-TRIMETHYLPROPYL)	NA	NA	NA	NA	NA	NA	NA
SILANOL, TRIMETHYL-	NA	NA	NA	NA	NA	NA	NA
TETRAHYDROFURAN	NA	NA	NA	1.1 JN	NA	NA	NA
THIIRANE	NA	NA	NA	NA	NA	NA	NA

TABLE 4-3

CHEMICAL RESULTS FOR GROUNDWATER SAMPLES, MAY-JUNE 2011
DUMP ROAD AREA
LOCKHEED MARTIN, MARTIN STATE AIRPORT, MIDDLE RIVER, MARYLAND

SAMPLE ID:	DMW3D-060711	DMW3I-060811	DMW3S-060911	MSA-MW4-052611	DMW4A-060711	DMW4D-053111	DMW4I-053111
LABORATORY ID:	240-906-3	240-914-6	240-979-8	240-569-2	R1103194-004	240-626-6	240-626-8
SAMPLE DATE:	6/7/2011	6/8/2011	6/9/2011	5/26/2011	6/7/2011	5/31/2011	5/31/2011
LOCATION:	DMW3D	DMW3I	DMW3S	MSA-MW4	DMW4A	DMW4D	DMW4I
VOLATILES (ug/l)							
1,1,1-TRICHLOROETHANE	--	--	--	--	NA	--	40 J
1,1-DICHLOROETHANE	--	--	--	--	NA	--	46 J
1,1-DICHLOROETHENE	--	--	--	--	NA	--	98 J
1,2,3-TRICHLOROBENZENE	--	--	--	--	NA	--	--
1,2,4-TRICHLOROBENZENE	--	420	--	--	NA	--	--
1,2,4-TRIMETHYLBENZENE	--	--	--	--	NA	--	--
1,2-DICHLOROBENZENE	--	--	--	--	NA	--	--
1,2-DICHLOROETHANE	--	84 J	--	--	NA	--	--
1,3-DICHLOROBENZENE	--	--	--	--	NA	--	--
1,4-DICHLOROBENZENE	--	--	--	--	NA	--	--
2-BUTANONE	--	--	--	--	NA	--	--
ACETONE	--	--	--	--	NA	--	--
BENZENE	--	--	--	--	NA	--	--
CARBON DISULFIDE	--	--	--	--	NA	--	--
CARBON TETRACHLORIDE	--	--	--	--	NA	--	--
CHLOROBENZENE	--	--	--	--	NA	--	--
CHLOROETHANE	--	--	--	--	NA	--	--
CHLOROFORM	--	--	--	--	NA	--	--
CIS-1,2-DICHLOROETHENE	--	9200	1000	--	NA	410	2100
DIISOPROPYL ETHER	--	--	--	--	NA	--	--
ETHANE	NA	NA	NA	NA	NA	NA	NA
ETHENE	NA	NA	NA	NA	NA	NA	NA
ETHYL TERT-BUTYL ETHER	--	--	--	--	NA	--	--
ETHYLBENZENE	--	--	--	--	NA	--	--

TABLE 4-3

CHEMICAL RESULTS FOR GROUNDWATER SAMPLES, MAY-JUNE 2011
DUMP ROAD AREA
LOCKHEED MARTIN, MARTIN STATE AIRPORT, MIDDLE RIVER, MARYLAND

SAMPLE ID:	DMW3D-060711	DMW3I-060811	DMW3S-060911	MSA-MW4-052611	DMW4A-060711	DMW4D-053111	DMW4I-053111
LABORATORY ID:	240-906-3	240-914-6	240-979-8	240-569-2	R1103194-004	240-626-6	240-626-8
SAMPLE DATE:	6/7/2011	6/8/2011	6/9/2011	5/26/2011	6/7/2011	5/31/2011	5/31/2011
LOCATION:	DMW3D	DMW3I	DMW3S	MSA-MW4	DMW4A	DMW4D	DMW4I
ISOPROPYLBENZENE	--	--	--	--	NA	--	--
M+P-XYLENES	--	--	--	--	NA	--	--
METHANE	NA	NA	NA	NA	NA	NA	NA
METHYLENE CHLORIDE	--	--	--	--	NA	--	--
NAPHTHALENE	--	--	--	--	NA	--	--
O-XYLENE	--	--	--	--	NA	--	--
TERT-BUTYLBENZENE	--	--	--	--	NA	--	--
TERTIARY-BUTYL ALCOHOL	--	--	--	--	NA	--	--
TOLUENE	--	--	28 J	--	NA	--	--
TOTAL XYLENES	--	--	--	--	NA	--	--
TRANS-1,2-DICHLOROETHENE	--	--	220	--	NA	--	21 J
TRICHLOROETHENE	4.7	12000	--	--	NA	4200	2600
VINYL CHLORIDE	--	3000	2900	--	NA	--	1000
SEMIVOLATILES (ug/l)							
1,4-DIOXANE	--	300	520	--	NA	27	49
TOTAL METALS (ug/l)							
ANTIMONY	0.86 J	0.23 B	0.32 B	1.4 J	NA	0.26 B	0.27 B
ARSENIC	13	1.4 J	10	0.51 B	NA	0.66 J	0.62 J
BARIUM	180	12	120	51	NA	24 J	16 J
BERYLLIUM	0.94 J	--	--	--	NA	4	7.9
CADMIUM	7.6 J	71 J	--	12	NA	25 J	19 J
CHROMIUM	62 J	2.1 J	1.5 J	2	NA	4.4 J	8 J
COBALT	79 J	200 J	0.94 B	3.7	NA	150 J	77 J
COPPER	76 J	0.26 J	0.47 J	27	NA	62 J	92 J
LEAD	26 J	0.28 B	0.78 B	2.6	NA	1.9 J	4.2 J

TABLE 4-3

CHEMICAL RESULTS FOR GROUNDWATER SAMPLES, MAY-JUNE 2011
DUMP ROAD AREA
LOCKHEED MARTIN, MARTIN STATE AIRPORT, MIDDLE RIVER, MARYLAND

SAMPLE ID:	DMW3D-060711	DMW3I-060811	DMW3S-060911	MSA-MW4-052611	DMW4A-060711	DMW4D-053111	DMW4I-053111
LABORATORY ID:	240-906-3	240-914-6	240-979-8	240-569-2	R1103194-004	240-626-6	240-626-8
SAMPLE DATE:	6/7/2011	6/8/2011	6/9/2011	5/26/2011	6/7/2011	5/31/2011	5/31/2011
LOCATION:	DMW3D	DMW3I	DMW3S	MSA-MW4	DMW4A	DMW4D	DMW4I
MERCURY	0.17 J	--	--	--	NA	5.2	--
MOLYBDENUM	6.3	--	9.5	4.4	NA	--	--
NICKEL	95 J	57 J	--	95	NA	100 J	47 J
SELENIUM	1.3 J	1.1 J	4.2 J	--	NA	8.2 J	5.2 J
SILVER	0.063 J	--	--	0.51 J	NA	0.11 B	0.095 B
THALLIUM	0.64 B	0.6 B	0.27 B	0.28 B	NA	0.44 B	0.45 B
TUNGSTEN	1.4 B	0.17 B	22	1.3 B	NA	0.91 B	0.65 B
VANADIUM	89 J	5.6 J	1.7 J	0.77 B	NA	2.2 J	16 J
ZINC	400 J	160 J	--	2700	NA	300 J	230 J
FILTERED METALS (ug/l)							
ANTIMONY	0.19 B	0.22 B	0.35 B	1 B	NA	0.22 B	0.23 B
ARSENIC	0.96 J	1.4 J	12	0.55 B	NA	--	--
BARIUM	78	13	130	57	NA	23 J	12 J
BERYLLIUM	0.46 J	--	--	--	NA	4.2	7.6
CADMIUM	2 J	70 J	--	9.7	NA	26 J	19 J
CHROMIUM	0.98 B	2.1 J	1.6 J	0.63 B	NA	2 J	6.2 J
COBALT	50	210 J	0.98 B	4.1	NA	160 J	79 J
COPPER	1 J	1.3 J	0.31 J	8.2	NA	66 J	90 J
LEAD	0.75 B	0.3 B	0.27 B	0.34 B	NA	1.6 J	4.1 J
MERCURY	--	--	--	--	NA	0.39	--
MOLYBDENUM	--	--	11	4.7	NA	--	--
NICKEL	54	60 J	2	110	NA	110 J	49 J
SELENIUM	--	1.1 J	4.7 J	--	NA	9 J	5.5 J
SILVER	--	--	--	0.14 B	NA	0.072 B	0.064 B
THALLIUM	0.3 B	0.61 B	0.26 B	0.24 B	NA	0.44 B	0.43 B

TABLE 4-3

CHEMICAL RESULTS FOR GROUNDWATER SAMPLES, MAY-JUNE 2011
DUMP ROAD AREA
LOCKHEED MARTIN, MARTIN STATE AIRPORT, MIDDLE RIVER, MARYLAND

SAMPLE ID:	DMW3D-060711	DMW3I-060811	DMW3S-060911	MSA-MW4-052611	DMW4A-060711	DMW4D-053111	DMW4I-053111
LABORATORY ID:	240-906-3	240-914-6	240-979-8	240-569-2	R1103194-004	240-626-6	240-626-8
SAMPLE DATE:	6/7/2011	6/8/2011	6/9/2011	5/26/2011	6/7/2011	5/31/2011	5/31/2011
LOCATION:	DMW3D	DMW3I	DMW3S	MSA-MW4	DMW4A	DMW4D	DMW4I
TUNGSTEN	--	0.18 B	29	0.96 B	NA	0.7 B	0.56 B
VANADIUM	0.92 J	5.5 J	2.1 J	0.55 B	NA	0.3 B	15 J
ZINC	140	170 J	--	2800 J	NA	320 J	240 J
MISCELLANEOUS (mg/l)							
ALKALINITY	NA	NA	NA	NA	NA	NA	NA
AMMONIA-N	NA	NA	NA	NA	NA	NA	NA
CHLORIDE	NA	NA	NA	NA	NA	NA	NA
DISSOLVED ORGANIC CARBON	NA	NA	NA	NA	NA	NA	NA
NITRATE-N	NA	NA	NA	NA	NA	NA	NA
ORTHOPHOSPHATE	NA	NA	NA	NA	NA	NA	NA
SULFATE	NA	NA	NA	NA	NA	NA	NA
TOTAL DISSOLVED SOLIDS	NA	NA	NA	NA	NA	NA	NA
MISCELLANEOUS (ug/l)							
HEXAVALENT CHROMIUM	--	--	NA	--	--	--	--
PERCHLORATE	--	--	--	--	NA	--	--
PETROLEUM HYDROCARBONS (ug/l)							
DIESEL RANGE ORGANICS	NA	NA	1900	300 B	NA	NA	NA
GASOLINE RANGE ORGANICS	NA	NA	720 J	51 J	NA	NA	NA
RADIONUCLIDES (pCi/L)							
RADIUM-224/226	NA	NA	NA	NA	NA	NA	NA
RADIUM-228	NA	NA	NA	NA	NA	NA	NA
TENTATIVELY IDENTIFIED VOLATILE (ug/l)							
1,4-DIOXANE	NA	NA	NA	NA	NA	NA	NA
CYCLOHEXANE	NA	NA	NA	NA	NA	NA	NA
CYCLOHEXANE, 1,3-DIMETHYL-, CIS-	NA	NA	NA	NA	NA	NA	NA

TABLE 4-3

CHEMICAL RESULTS FOR GROUNDWATER SAMPLES, MAY-JUNE 2011
DUMP ROAD AREA
LOCKHEED MARTIN, MARTIN STATE AIRPORT, MIDDLE RIVER, MARYLAND

SAMPLE ID:	DMW3D-060711	DMW3I-060811	DMW3S-060911	MSA-MW4-052611	DMW4A-060711	DMW4D-053111	DMW4I-053111
LABORATORY ID:	240-906-3	240-914-6	240-979-8	240-569-2	R1103194-004	240-626-6	240-626-8
SAMPLE DATE:	6/7/2011	6/8/2011	6/9/2011	5/26/2011	6/7/2011	5/31/2011	5/31/2011
LOCATION:	DMW3D	DMW3I	DMW3S	MSA-MW4	DMW4A	DMW4D	DMW4I
DI-SEC-BUTYL ETHER	NA	NA	NA	NA	NA	NA	NA
ISOBUTYL ALCOHOL	NA	NA	NA	NA	NA	NA	NA
METHYLCYCLOHEXANE	NA	NA	NA	NA	NA	NA	NA
N-BUTYL ETHER	NA	NA	NA	NA	NA	NA	NA
PENTANE, 2,3,3-TRIMETHYL-	NA	NA	NA	NA	NA	NA	NA
SILANOL, DIMETHYL(1,1,2-TRIMETHYLPROPYL)	NA	NA	NA	NA	NA	NA	NA
SILANOL, TRIMETHYL-	NA	NA	NA	NA	NA	NA	NA
TETRAHYDROFURAN	NA	NA	NA	NA	NA	NA	NA
THIIRANE	NA	NA	NA	NA	NA	NA	NA

TABLE 4-3

CHEMICAL RESULTS FOR GROUNDWATER SAMPLES, MAY-JUNE 2011
DUMP ROAD AREA
LOCKHEED MARTIN, MARTIN STATE AIRPORT, MIDDLE RIVER, MARYLAND

SAMPLE ID:	DMW4S-060711	MW-5	MW-5-A	DMW5I-060811	DMW5S-060811	MSA-MW6-052611	MSA-DMW6D-052511
LABORATORY ID:	240-906-5	240-475-3	240-475-3	240-914-4	240-914-2	240-569-3	240-531-2
SAMPLE DATE:	6/7/2011	5/24/2011	5/24/2011	6/8/2011	6/8/2011	5/26/2011	5/25/2011
LOCATION:	DMW4S	MW-5	MW-5-A	DMW5I	DMW5S	MSA-MW6	MSA-DMW6D
VOLATILES (ug/l)							
1,1,1-TRICHLOROETHANE	--	--	NA	--	--	--	--
1,1-DICHLOROETHANE	--	--	NA	--	--	--	--
1,1-DICHLOROETHENE	--	--	NA	--	--	--	--
1,2,3-TRICHLOROBENZENE	--	--	NA	--	--	--	--
1,2,4-TRICHLOROBENZENE	--	--	NA	--	--	--	--
1,2,4-TRIMETHYLBENZENE	--	--	NA	--	--	--	--
1,2-DICHLOROBENZENE	--	--	NA	--	--	--	--
1,2-DICHLOROETHANE	14 J	--	NA	0.97 J	--	--	--
1,3-DICHLOROBENZENE	--	--	NA	--	--	--	--
1,4-DICHLOROBENZENE	--	--	NA	--	--	--	--
2-BUTANONE	--	--	NA	--	--	--	--
ACETONE	--	--	NA	--	--	--	2 B
BENZENE	--	--	NA	--	--	--	--
CARBON DISULFIDE	--	--	NA	--	--	--	--
CARBON TETRACHLORIDE	--	--	NA	--	--	--	--
CHLOROBENZENE	--	--	NA	0.62 J	--	--	--
CHLOROETHANE	--	--	NA	--	--	--	--
CHLOROFORM	--	--	NA	--	--	--	--
CIS-1,2-DICHLOROETHENE	120	2900	NA	54	1500	--	--
DIISOPROPYL ETHER	--	--	NA	--	--	--	--
ETHANE	NA	NA	NA	NA	NA	NA	NA
ETHENE	NA	NA	NA	NA	NA	NA	NA
ETHYL TERT-BUTYL ETHER	--	--	NA	--	--	--	--
ETHYLBENZENE	--	--	NA	--	--	--	--

TABLE 4-3

CHEMICAL RESULTS FOR GROUNDWATER SAMPLES, MAY-JUNE 2011
DUMP ROAD AREA
LOCKHEED MARTIN, MARTIN STATE AIRPORT, MIDDLE RIVER, MARYLAND

SAMPLE ID:	DMW4S-060711	MW-5	MW-5-A	DMW5I-060811	DMW5S-060811	MSA-MW6-052611	MSA-DMW6D-052511
LABORATORY ID:	240-906-5	240-475-3	240-475-3	240-914-4	240-914-2	240-569-3	240-531-2
SAMPLE DATE:	6/7/2011	5/24/2011	5/24/2011	6/8/2011	6/8/2011	5/26/2011	5/25/2011
LOCATION:	DMW4S	MW-5	MW-5-A	DMW5I	DMW5S	MSA-MW6	MSA-DMW6D
ISOPROPYLBENZENE	--	--	NA	--	--	--	--
M+P-XYLENES	--	--	NA	--	--	--	--
METHANE	NA	NA	NA	NA	NA	NA	NA
METHYLENE CHLORIDE	--	--	NA	--	--	--	--
NAPHTHALENE	--	--	NA	--	--	--	--
O-XYLENE	--	--	NA	--	--	--	--
TERT-BUTYLBENZENE	--	--	NA	--	--	--	--
TERTIARY-BUTYL ALCOHOL	--	--	NA	--	--	--	--
TOLUENE	--	--	NA	--	--	--	--
TOTAL XYLENES	--	--	NA	--	--	--	--
TRANS-1,2-DICHLOROETHENE	--	64 J	NA	2.1 J	--	--	--
TRICHLOROETHENE	1200	51 J	NA	110	9300	--	--
VINYL CHLORIDE	32 J	750	NA	6.6	--	--	--
SEMIVOLATILES (ug/l)							
1,4-DIOXANE	33	9.6	NA	3	14	1	--
TOTAL METALS (ug/l)							
ANTIMONY	0.19 B	0.18 B	NA	0.22 B	0.19 B	0.36 B	1.2 J
ARSENIC	1.4 J	2.5 J	NA	0.73 J	--	3 J	1.1 J
BARIUM	12	20	NA	15 J	14 J	10	60
BERYLLIUM	1.1	--	NA	2.1	4.1	1.5	0.56 J
CADMIUM	15 J	--	NA	5.9 J	4.1 J	1.6 J	0.65 J
CHROMIUM	1.4 B	2.1	NA	8.7 J	42 J	1.7 J	7.7
COBALT	79 J	0.47 J	NA	75 J	66 J	50 J	31
COPPER	1.8 J	3.4 B	NA	170 J	55 J	6.5 J	19
LEAD	1 B	0.71 B	NA	4.5 J	3.8 J	2.2	3.5 J

TABLE 4-3

CHEMICAL RESULTS FOR GROUNDWATER SAMPLES, MAY-JUNE 2011
DUMP ROAD AREA
LOCKHEED MARTIN, MARTIN STATE AIRPORT, MIDDLE RIVER, MARYLAND

SAMPLE ID:	DMW4S-060711	MW-5	MW-5-A	DMW5I-060811	DMW5S-060811	MSA-MW6-052611	MSA-DMW6D-052511
LABORATORY ID:	240-906-5	240-475-3	240-475-3	240-914-4	240-914-2	240-569-3	240-531-2
SAMPLE DATE:	6/7/2011	5/24/2011	5/24/2011	6/8/2011	6/8/2011	5/26/2011	5/25/2011
LOCATION:	DMW4S	MW-5	MW-5-A	DMW5I	DMW5S	MSA-MW6	MSA-DMW6D
MERCURY	--	--	NA	--	--	--	2.1
MOLYBDENUM	--	1.9 B	NA	0.46 B	1.1 B	--	1.3 J
NICKEL	28 J	1.3 J	NA	70 J	57 J	26 J	36
SELENIUM	1.6 J	--	NA	6.4	8.6	1.2 J	1.6 J
SILVER	--	--	NA	--	--	0.07 B	--
THALLIUM	0.3 B	0.26 B	NA	0.38 B	0.38 B	0.35 B	0.41 B
TUNGSTEN	0.26 B	--	NA	0.33 B	--	0.34 B	1 J
VANADIUM	0.62 J	2.8 J	NA	2.8 J	9 J	36 J	3 J
ZINC	85 J	8.4 B	NA	230 J	170 J	85 J	81 J
FILTERED METALS (ug/l)							
ANTIMONY	0.18 B	0.18 B	NA	0.18 B	0.18 B	0.22 B	0.2 B
ARSENIC	1.2 J	2.3 J	NA	0.61 J	--	0.76 J	0.67 J
BARIUM	11	19	NA	14 J	13 J	10	63
BERYLLIUM	1 J	--	NA	2 J	3.9 J	1.5	0.59 J
CADMIUM	11 J	--	NA	5.2 J	4.1 J	1.9	0.75 J
CHROMIUM	0.8 B	1.8 J	NA	5.3 J	4.8 J	0.9 J	2 J
COBALT	74 J	0.46 J	NA	71 J	64 J	53	33 J
COPPER	1 J	3.7 B	NA	16 J	22 J	3.9	24 J
LEAD	0.7 B	0.68 B	NA	3.5 J	3.9 J	0.28 B	2.6
MERCURY	--	--	NA	--	--	--	0.95
MOLYBDENUM	--	1.9 B	NA	--	--	--	--
NICKEL	26 J	1.3 J	NA	67 J	58 J	34	37 J
SELENIUM	1.8 J	--	NA	5.5	8.3	0.86 J	2.2 J
SILVER	--	--	NA	--	--	0.059 B	0.067 B
THALLIUM	0.3 B	0.24 B	NA	0.37 B	0.37 B	0.33 B	0.3 B

TABLE 4-3

CHEMICAL RESULTS FOR GROUNDWATER SAMPLES, MAY-JUNE 2011
DUMP ROAD AREA
LOCKHEED MARTIN, MARTIN STATE AIRPORT, MIDDLE RIVER, MARYLAND

SAMPLE ID:	DMW4S-060711	MW-5	MW-5-A	DMW5I-060811	DMW5S-060811	MSA-MW6-052611	MSA-DMW6D-052511
LABORATORY ID:	240-906-5	240-475-3	240-475-3	240-914-4	240-914-2	240-569-3	240-531-2
SAMPLE DATE:	6/7/2011	5/24/2011	5/24/2011	6/8/2011	6/8/2011	5/26/2011	5/25/2011
LOCATION:	DMW4S	MW-5	MW-5-A	DMW5I	DMW5S	MSA-MW6	MSA-DMW6D
TUNGSTEN	--	--	NA	--	--	0.28 B	0.49 B
VANADIUM	0.33 J	2.8 J	NA	2.5 J	9.4 J	1.8 B	1.3 B
ZINC	81 J	8.5 B	NA	220 J	170 J	110	99 J
MISCELLANEOUS (mg/l)							
ALKALINITY	NA	NA	NA	NA	NA	NA	NA
AMMONIA-N	NA	NA	NA	NA	NA	NA	NA
CHLORIDE	NA	NA	NA	NA	NA	NA	NA
DISSOLVED ORGANIC CARBON	NA	NA	NA	NA	NA	NA	NA
NITRATE-N	NA	NA	NA	NA	NA	NA	NA
ORTHOPHOSPHATE	NA	NA	NA	NA	NA	NA	NA
SULFATE	NA	NA	NA	NA	NA	NA	NA
TOTAL DISSOLVED SOLIDS	NA	NA	NA	NA	NA	NA	NA
MISCELLANEOUS (ug/l)							
HEXAVALENT CHROMIUM	NA	--	NA	--	--	--	--
PERCHLORATE	--	--	NA	--	--	--	--
PETROLEUM HYDROCARBONS (ug/l)							
DIESEL RANGE ORGANICS	290 J	NA	570	NA	260 J	--	NA
GASOLINE RANGE ORGANICS	620 J	NA	2000 J	NA	3600 J	51 J	NA
RADIONUCLIDES (pCi/L)							
RADIUM-224/226	NA	NA	NA	NA	NA	NA	2.34
RADIUM-228	NA	NA	NA	NA	NA	NA	7.58
TENTATIVELY IDENTIFIED VOLATILE (ug/l)							
1,4-DIOXANE	NA	NA	NA	NA	NA	NA	NA
CYCLOHEXANE	NA	NA	NA	NA	NA	NA	NA
CYCLOHEXANE, 1,3-DIMETHYL-, CIS-	NA	NA	NA	NA	NA	NA	NA

TABLE 4-3

CHEMICAL RESULTS FOR GROUNDWATER SAMPLES, MAY-JUNE 2011
DUMP ROAD AREA
LOCKHEED MARTIN, MARTIN STATE AIRPORT, MIDDLE RIVER, MARYLAND

SAMPLE ID:	DMW4S-060711	MW-5	MW-5-A	DMW5I-060811	DMW5S-060811	MSA-MW6-052611	MSA-DMW6D-052511
LABORATORY ID:	240-906-5	240-475-3	240-475-3	240-914-4	240-914-2	240-569-3	240-531-2
SAMPLE DATE:	6/7/2011	5/24/2011	5/24/2011	6/8/2011	6/8/2011	5/26/2011	5/25/2011
LOCATION:	DMW4S	MW-5	MW-5-A	DMW5I	DMW5S	MSA-MW6	MSA-DMW6D
DI-SEC-BUTYL ETHER	NA	NA	NA	NA	NA	NA	NA
ISOBUTYL ALCOHOL	NA	NA	NA	NA	NA	NA	NA
METHYLCYCLOHEXANE	NA	--	NA	NA	NA	NA	NA
N-BUTYL ETHER	NA	NA	NA	NA	NA	NA	NA
PENTANE, 2,3,3-TRIMETHYL-	NA	NA	NA	NA	NA	NA	NA
SILANOL, DIMETHYL(1,1,2-TRIMETHYLPROPYL)	NA	NA	NA	NA	NA	NA	NA
SILANOL, TRIMETHYL-	NA	NA	NA	NA	NA	NA	4.2 R
TETRAHYDROFURAN	NA	NA	NA	NA	NA	NA	NA
THIIRANE	NA	NA	NA	NA	NA	NA	NA

TABLE 4-3

CHEMICAL RESULTS FOR GROUNDWATER SAMPLES, MAY-JUNE 2011
DUMP ROAD AREA
LOCKHEED MARTIN, MARTIN STATE AIRPORT, MIDDLE RIVER, MARYLAND

SAMPLE ID:	MSA-DMW6I-052511	MSA-DMW6S-052511	MSA-DMW6S-052511RA	DMW-8D	DMW-8I	DMW8S-051911	DMW8S-051911-A
LABORATORY ID:	240-531-3	240-531-4	240-531-4	240-475-1	240-410-1	240-321-5	240-321-5
SAMPLE DATE:	5/25/2011	5/25/2011	5/25/2011	5/24/2011	5/23/2011	5/19/2011	5/19/2011
LOCATION:	MSA-DMW6I	MSA-DMW6S	MSA-DMW6S	DMW-8D	DMW-8I	DMW8S	DMW8S
VOLATILES (ug/l)							
1,1,1-TRICHLOROETHANE	--	--	NA	--	--	--	NA
1,1-DICHLOROETHANE	--	--	NA	--	--	--	NA
1,1-DICHLOROETHENE	--	--	NA	--	--	--	NA
1,2,3-TRICHLOROBENZENE	--	--	NA	18 J	--	--	NA
1,2,4-TRICHLOROBENZENE	--	--	NA	--	--	--	NA
1,2,4-TRIMETHYLBENZENE	--	--	NA	--	--	--	NA
1,2-DICHLOROBENZENE	--	--	NA	--	--	--	NA
1,2-DICHLOROETHANE	--	--	NA	--	7.3 J	--	NA
1,3-DICHLOROBENZENE	--	--	NA	--	--	--	NA
1,4-DICHLOROBENZENE	--	--	NA	--	--	--	NA
2-BUTANONE	--	--	NA	--	--	--	NA
ACETONE	--	7.6 B	NA	79 J	--	--	NA
BENZENE	--	--	NA	--	3.5 J	--	NA
CARBON DISULFIDE	--	--	NA	--	--	--	NA
CARBON TETRACHLORIDE	--	--	NA	--	--	--	NA
CHLOROBENZENE	--	0.23 J	NA	--	--	--	NA
CHLOROETHANE	--	--	NA	--	--	--	NA
CHLOROFORM	--	--	NA	--	--	--	NA
CIS-1,2-DICHLOROETHENE	--	1.6	NA	840	540	0.39 J	NA
DIISOPROPYL ETHER	--	--	NA	--	--	--	NA
ETHANE	NA	NA	NA	NA	NA	NA	NA
ETHENE	NA	NA	NA	NA	NA	NA	NA
ETHYL TERT-BUTYL ETHER	--	--	NA	--	--	--	NA
ETHYLBENZENE	--	--	NA	--	--	--	NA

TABLE 4-3

CHEMICAL RESULTS FOR GROUNDWATER SAMPLES, MAY-JUNE 2011
DUMP ROAD AREA
LOCKHEED MARTIN, MARTIN STATE AIRPORT, MIDDLE RIVER, MARYLAND

SAMPLE ID:	MSA-DMW6I-052511	MSA-DMW6S-052511	MSA-DMW6S-052511RA	DMW-8D	DMW-8I	DMW8S-051911	DMW8S-051911-A
LABORATORY ID:	240-531-3	240-531-4	240-531-4	240-475-1	240-410-1	240-321-5	240-321-5
SAMPLE DATE:	5/25/2011	5/25/2011	5/25/2011	5/24/2011	5/23/2011	5/19/2011	5/19/2011
LOCATION:	MSA-DMW6I	MSA-DMW6S	MSA-DMW6S	DMW-8D	DMW-8I	DMW8S	DMW8S
ISOPROPYLBENZENE	--	--	NA	--	--	--	NA
M+P-XYLENES	--	--	NA	--	--	--	NA
METHANE	NA	NA	NA	NA	NA	NA	NA
METHYLENE CHLORIDE	--	--	NA	--	--	--	NA
NAPHTHALENE	--	--	NA	12 J	--	--	NA
O-XYLENE	--	--	NA	--	--	--	NA
TERT-BUTYLBENZENE	--	--	NA	--	--	--	NA
TERTIARY-BUTYL ALCOHOL	--	--	NA	--	--	--	NA
TOLUENE	--	--	NA	--	--	--	NA
TOTAL XYLENES	--	--	NA	--	--	--	NA
TRANS-1,2-DICHLOROETHENE	--	--	NA	--	--	--	NA
TRICHLOROETHENE	--	0.53 J	NA	940	740	--	NA
VINYL CHLORIDE	--	--	NA	460	280	--	NA
SEMIVOLATILES (ug/l)							
1,4-DIOXANE	--	--	NA	74	70	11	NA
TOTAL METALS (ug/l)							
ANTIMONY	0.36 B	0.39 B	NA	--	0.38 B	--	NA
ARSENIC	0.48 B	6.3	NA	3.1 J	17	4.6 J	NA
BARIUM	13 J	45	NA	26	13	16	NA
BERYLLIUM	5.6	--	NA	4.4	5.8	0.36 J	NA
CADMIUM	8.4 J	--	NA	140	120	--	NA
CHROMIUM	22 J	0.99 J	NA	8.3	16	21	NA
COBALT	62 J	5.3	NA	120	150	6.4	NA
COPPER	100 J	1.5 J	NA	54	34	2.7 B	NA
LEAD	3.6 J	0.58 B	NA	2 B	4.4 B	0.26 J	NA

TABLE 4-3

CHEMICAL RESULTS FOR GROUNDWATER SAMPLES, MAY-JUNE 2011
DUMP ROAD AREA
LOCKHEED MARTIN, MARTIN STATE AIRPORT, MIDDLE RIVER, MARYLAND

SAMPLE ID:	MSA-DMW6I-052511	MSA-DMW6S-052511	MSA-DMW6S-052511RA	DMW-8D	DMW-8I	DMW8S-051911	DMW8S-051911-A
LABORATORY ID:	240-531-3	240-531-4	240-531-4	240-475-1	240-410-1	240-321-5	240-321-5
SAMPLE DATE:	5/25/2011	5/25/2011	5/25/2011	5/24/2011	5/23/2011	5/19/2011	5/19/2011
LOCATION:	MSA-DMW6I	MSA-DMW6S	MSA-DMW6S	DMW-8D	DMW-8I	DMW8S	DMW8S
MERCURY	--	--	NA	--	--	--	NA
MOLYBDENUM	0.96 J	--	NA	0.37 B	1.8 B	0.48 B	NA
NICKEL	64 J	--	NA	64	110	14	NA
SELENIUM	0.87 J	0.8 J	NA	4.6 J	21	--	NA
SILVER	0.06 B	0.062 B	NA	--	--	--	NA
THALLIUM	0.44 B	0.25 B	NA	0.74 B	1.6 B	--	NA
TUNGSTEN	0.49 B	0.3 B	NA	--	1.4 B	--	NA
VANADIUM	0.53 B	1.3 B	NA	0.98 J	6.1 J	--	NA
ZINC	250 J	2.5 B	NA	200	300	28 B	NA
FILTERED METALS (ug/l)							
ANTIMONY	0.25 B	0.33 B	NA	--	0.18 B	--	NA
ARSENIC	0.35 B	5.8	NA	3.1 J	18	3.8 J	NA
BARIUM	12	42	NA	25	11	17	NA
BERYLLIUM	6	--	NA	4.4	6.5	0.31 J	NA
CADMIUM	6.5 J	--	NA	140	120	--	NA
CHROMIUM	5.1 J	0.39 B	NA	1.1 J	8.7	1.2 J	NA
COBALT	63 J	5.6	NA	120	170	6.6	NA
COPPER	39 J	0.64 J	NA	48	34	1.1 J	NA
LEAD	3.1	0.033 B	NA	1.9 B	4.2 B	0.22 J	NA
MERCURY	--	--	NA	--	--	--	NA
MOLYBDENUM	--	--	NA	0.17 B	0.49 B	--	NA
NICKEL	65 J	--	NA	64	120	14	NA
SELENIUM	0.9 J	0.81 J	NA	4.5 J	23	--	NA
SILVER	0.059 B	0.057 B	NA	--	--	--	NA
THALLIUM	0.42 B	0.24 B	NA	0.65 B	0.99 B	--	NA

TABLE 4-3

CHEMICAL RESULTS FOR GROUNDWATER SAMPLES, MAY-JUNE 2011
DUMP ROAD AREA
LOCKHEED MARTIN, MARTIN STATE AIRPORT, MIDDLE RIVER, MARYLAND

SAMPLE ID:	MSA-DMW6I-052511	MSA-DMW6S-052511	MSA-DMW6S-052511RA	DMW-8D	DMW-8I	DMW8S-051911	DMW8S-051911-A
LABORATORY ID:	240-531-3	240-531-4	240-531-4	240-475-1	240-410-1	240-321-5	240-321-5
SAMPLE DATE:	5/25/2011	5/25/2011	5/25/2011	5/24/2011	5/23/2011	5/19/2011	5/19/2011
LOCATION:	MSA-DMW6I	MSA-DMW6S	MSA-DMW6S	DMW-8D	DMW-8I	DMW8S	DMW8S
TUNGSTEN	0.29 B	0.28 B	NA	--	0.65 B	--	NA
VANADIUM	0.66 B	0.69 B	NA	1.1 J	4.2 J	0.66 J	NA
ZINC	260 J	1.5 J	NA	190	320	34 B	NA
MISCELLANEOUS (mg/l)							
ALKALINITY	NA	NA	NA	NA	NA	NA	NA
AMMONIA-N	NA	NA	NA	NA	NA	NA	NA
CHLORIDE	NA	NA	NA	NA	NA	NA	NA
DISSOLVED ORGANIC CARBON	NA	NA	NA	NA	NA	NA	NA
NITRATE-N	NA	NA	NA	NA	NA	NA	NA
ORTHOPHOSPHATE	NA	NA	NA	NA	NA	NA	NA
SULFATE	NA	NA	NA	NA	NA	NA	NA
TOTAL DISSOLVED SOLIDS	NA	NA	NA	NA	NA	NA	NA
MISCELLANEOUS (ug/l)							
HEXAVALENT CHROMIUM	--	--	NA	--	--	--	NA
PERCHLORATE	--	--	NA	--	--	--	NA
PETROLEUM HYDROCARBONS (ug/l)							
DIESEL RANGE ORGANICS	NA	--	NA	NA	NA	NA	290 J
GASOLINE RANGE ORGANICS	NA	NA	33 J	NA	NA	NA	33 B
RADIONUCLIDES (pCi/L)							
RADIUM-224/226	2.56	0.292 J	NA	NA	NA	NA	NA
RADIUM-228	11.8	1.13	NA	NA	NA	NA	NA
TENTATIVELY IDENTIFIED VOLATILE (ug/l)							
1,4-DIOXANE	NA	NA	NA	NA	NA	NA	NA
CYCLOHEXANE	NA	NA	NA	NA	NA	NA	NA
CYCLOHEXANE, 1,3-DIMETHYL-, CIS-	NA	NA	NA	NA	NA	NA	NA

TABLE 4-3

CHEMICAL RESULTS FOR GROUNDWATER SAMPLES, MAY-JUNE 2011
DUMP ROAD AREA
LOCKHEED MARTIN, MARTIN STATE AIRPORT, MIDDLE RIVER, MARYLAND

SAMPLE ID:	MSA-DMW6I-052511	MSA-DMW6S-052511	MSA-DMW6S-052511RA	DMW-8D	DMW-8I	DMW8S-051911	DMW8S-051911-A
LABORATORY ID:	240-531-3	240-531-4	240-531-4	240-475-1	240-410-1	240-321-5	240-321-5
SAMPLE DATE:	5/25/2011	5/25/2011	5/25/2011	5/24/2011	5/23/2011	5/19/2011	5/19/2011
LOCATION:	MSA-DMW6I	MSA-DMW6S	MSA-DMW6S	DMW-8D	DMW-8I	DMW8S	DMW8S
DI-SEC-BUTYL ETHER	NA	NA	NA	NA	NA	NA	NA
ISOBUTYL ALCOHOL	NA	NA	NA	NA	NA	NA	NA
METHYLCYCLOHEXANE	NA	NA	NA	NA	NA	NA	NA
N-BUTYL ETHER	NA	NA	NA	NA	NA	NA	NA
PENTANE, 2,3,3-TRIMETHYL-	NA	NA	NA	NA	NA	NA	NA
SILANOL, DIMETHYL(1,1,2-TRIMETHYLPROPYL)	NA	NA	NA	NA	NA	NA	NA
SILANOL, TRIMETHYL-	NA	2.4 R	NA	NA	NA	NA	NA
TETRAHYDROFURAN	NA	NA	NA	NA	NA	NA	NA
THIIRANE	NA	NA	NA	NA	NA	NA	NA

TABLE 4-3

CHEMICAL RESULTS FOR GROUNDWATER SAMPLES, MAY-JUNE 2011
DUMP ROAD AREA
LOCKHEED MARTIN, MARTIN STATE AIRPORT, MIDDLE RIVER, MARYLAND

SAMPLE ID:	DMW9D-060611	DMW9I-060611	DMW9S-0060611	DMW9S-060611	DMW10S-060211	MW11I-060911	MW11S-060911
LABORATORY ID:	240-813-9	240-813-6	R1103161-002	240-813-3	240-726-7	240-979-6	240-979-4
SAMPLE DATE:	6/6/2011	6/6/2011	6/6/2011	6/6/2011	6/2/2011	6/9/2011	6/9/2011
LOCATION:	DMW9D	DMW9I	DMW9S	DMW9S	DMW10S	MW11I	MW11S
VOLATILES (ug/l)							
1,1,1-TRICHLOROETHANE	--	--	NA	--	--	--	--
1,1-DICHLOROETHANE	--	--	NA	--	--	--	--
1,1-DICHLOROETHENE	--	--	NA	--	--	--	240 J
1,2,3-TRICHLOROBENZENE	--	--	NA	--	--	--	--
1,2,4-TRICHLOROBENZENE	--	--	NA	--	--	--	--
1,2,4-TRIMETHYLBENZENE	--	--	NA	--	--	--	--
1,2-DICHLOROBENZENE	--	--	NA	--	--	--	--
1,2-DICHLOROETHANE	--	--	NA	--	--	--	--
1,3-DICHLOROBENZENE	--	--	NA	--	--	--	--
1,4-DICHLOROBENZENE	--	--	NA	--	--	--	--
2-BUTANONE	--	--	NA	--	--	--	--
ACETONE	--	--	NA	--	80 B	--	--
BENZENE	24 J	20 J	NA	390 J	--	--	--
CARBON DISULFIDE	--	--	NA	--	--	--	--
CARBON TETRACHLORIDE	--	32 J	NA	--	--	--	--
CHLOROBENZENE	--	--	NA	--	--	--	--
CHLOROETHANE	--	--	NA	--	--	--	--
CHLOROFORM	180	17 J	NA	--	--	--	270 J
CIS-1,2-DICHLOROETHENE	380	1800	NA	12000	--	0.45 J	23000
DIISOPROPYL ETHER	--	--	NA	--	--	--	--
ETHANE	--	5.9	NA	61	NA	NA	44
ETHENE	8.2	98	NA	--	NA	NA	190
ETHYL TERT-BUTYL ETHER	--	--	NA	--	--	--	--
ETHYLBENZENE	--	--	NA	1400	--	--	--

TABLE 4-3

CHEMICAL RESULTS FOR GROUNDWATER SAMPLES, MAY-JUNE 2011
DUMP ROAD AREA
LOCKHEED MARTIN, MARTIN STATE AIRPORT, MIDDLE RIVER, MARYLAND

SAMPLE ID:	DMW9D-060611	DMW9I-060611	DMW9S-0060611	DMW9S-060611	DMW10S-060211	MW11I-060911	MW11S-060911
LABORATORY ID:	240-813-9	240-813-6	R1103161-002	240-813-3	240-726-7	240-979-6	240-979-4
SAMPLE DATE:	6/6/2011	6/6/2011	6/6/2011	6/6/2011	6/2/2011	6/9/2011	6/9/2011
LOCATION:	DMW9D	DMW9I	DMW9S	DMW9S	DMW10S	MW11I	MW11S
ISOPROPYLBENZENE	--	--	NA	--	--	--	--
M+P-XYLENES	--	--	NA	15000	--	--	--
METHANE	290	870	NA	1800	NA	NA	380
METHYLENE CHLORIDE	--	--	NA	--	17 B	--	--
NAPHTHALENE	--	--	NA	--	--	--	--
O-XYLENE	--	--	NA	1700	--	--	--
TERT-BUTYLBENZENE	--	--	NA	--	--	--	--
TERTIARY-BUTYL ALCOHOL	--	--	NA	--	--	--	--
TOLUENE	--	--	NA	4200	--	--	730 J
TOTAL XYLENES	--	--	NA	17000	--	--	--
TRANS-1,2-DICHLOROETHENE	--	--	NA	--	--	--	--
TRICHLOROETHENE	2800	700	NA	790 J	--	0.23 J	12000
VINYL CHLORIDE	43 J	830	NA	18000	380	--	4500
SEMIVOLATILES (ug/l)							
1,4-DIOXANE	48	120	NA	26	12	--	5.6
TOTAL METALS (ug/l)							
ANTIMONY	0.14 B	0.82 J	NA	0.2 B	0.23 B	0.15 B	0.12 B
ARSENIC	3.6 J	6.4	NA	2.7 J	13 J	0.68 J	0.57 J
BARIUM	42	56	NA	120	18	4.3 J	56
BERYLLIUM	0.35 J	1.8	NA	--	--	--	2.3
CADMIUM	0.056 J	1.9 J	NA	--	--	--	--
CHROMIUM	1.2 B	19 J	NA	1.7 J	4.6	2.1	1.3 J
COBALT	350	340 J	NA	0.34 B	4.1 J	1.1 B	210
COPPER	5.3	30 J	NA	1.5 J	1.3 J	5.2	1.6 J
LEAD	1.8 J	17 J	NA	0.23 B	0.55 B	1	0.26 B

TABLE 4-3

CHEMICAL RESULTS FOR GROUNDWATER SAMPLES, MAY-JUNE 2011
DUMP ROAD AREA
LOCKHEED MARTIN, MARTIN STATE AIRPORT, MIDDLE RIVER, MARYLAND

SAMPLE ID:	DMW9D-060611	DMW9I-060611	DMW9S-0060611	DMW9S-060611	DMW10S-060211	MW11I-060911	MW11S-060911
LABORATORY ID:	240-813-9	240-813-6	R1103161-002	240-813-3	240-726-7	240-979-6	240-979-4
SAMPLE DATE:	6/6/2011	6/6/2011	6/6/2011	6/6/2011	6/2/2011	6/9/2011	6/9/2011
LOCATION:	DMW9D	DMW9I	DMW9S	DMW9S	DMW10S	MW11I	MW11S
MERCURY	--	--	NA	--	--	0.83	--
MOLYBDENUM	--	1.7 B	NA	--	0.49 J	--	--
NICKEL	43	84 J	NA	--	--	1.4 J	290
SELENIUM	--	2.7 J	NA	1.5 J	--	--	--
SILVER	--	0.097 J	NA	--	--	--	--
THALLIUM	0.24 B	0.33 B	NA	0.24 B	0.24 B	0.28 B	0.32 B
TUNGSTEN	--	1.8 J	NA	0.16 B	--	0.4 B	0.22 B
VANADIUM	2.5 J	34 J	NA	17 J	3.3 J	3.4 J	--
ZINC	69	190 J	NA	3.4 J	8.5 B	18 J	390 L
FILTERED METALS (ug/l)							
ANTIMONY	0.11 B	0.17 B	NA	0.17 B	0.13 B	0.14 B	0.22 B
ARSENIC	3.2 J	1.3 J	NA	2.6 J	13	--	2.8 J
BARIUM	41	35	NA	110	19	3.1 J	46
BERYLLIUM	0.3 J	1.3	NA	--	--	--	--
CADMIUM	--	0.98 J	NA	--	--	--	--
CHROMIUM	0.72 B	0.94 B	NA	1.6 J	1.8 J	0.41 B	0.79 B
COBALT	340	330 J	NA	0.32 B	4	1 B	11
COPPER	15	4.7 J	NA	--	0.63 J	7	0.47 J
LEAD	1.8	1.9	NA	0.2 B	0.26 B	0.73 B	0.21 B
MERCURY	--	--	NA	--	--	--	--
MOLYBDENUM	--	--	NA	--	--	--	--
NICKEL	42	78 J	NA	--	--	1.5 J	1.9 J
SELENIUM	--	2.1 J	NA	1.4 J	--	--	--
SILVER	--	--	NA	--	--	--	--
THALLIUM	0.23 B	0.26 B	NA	0.22 B	0.2 B	0.26 B	0.26 B

TABLE 4-3

CHEMICAL RESULTS FOR GROUNDWATER SAMPLES, MAY-JUNE 2011
DUMP ROAD AREA
LOCKHEED MARTIN, MARTIN STATE AIRPORT, MIDDLE RIVER, MARYLAND

SAMPLE ID:	DMW9D-060611	DMW9I-060611	DMW9S-0060611	DMW9S-060611	DMW10S-060211	MW11I-060911	MW11S-060911
LABORATORY ID:	240-813-9	240-813-6	R1103161-002	240-813-3	240-726-7	240-979-6	240-979-4
SAMPLE DATE:	6/6/2011	6/6/2011	6/6/2011	6/6/2011	6/2/2011	6/9/2011	6/9/2011
LOCATION:	DMW9D	DMW9I	DMW9S	DMW9S	DMW10S	MW11I	MW11S
TUNGSTEN	--	--	NA	--	0.17 B	--	0.19 B
VANADIUM	1.5 J	0.61 J	NA	16 J	1.4 B	--	--
ZINC	79	120 J	NA	5.2 J	1.1 J	14 J	15 J
MISCELLANEOUS (mg/l)							
ALKALINITY	7.9	93	NA	400	NA	NA	160
AMMONIA-N	0.059 J	3	NA	3.7	NA	NA	0.91
CHLORIDE	48	120	NA	220	NA	NA	49
DISSOLVED ORGANIC CARBON	2.3	5	NA	21	NA	NA	11
NITRATE-N	--	--	NA	0.039 J	NA	NA	--
ORTHOPHOSPHATE	--	--	NA	0.2 J	NA	NA	NA
SULFATE	69	250	NA	120	NA	NA	130
TOTAL DISSOLVED SOLIDS	210	660	NA	960	NA	NA	510
MISCELLANEOUS (ug/l)							
HEXAVALENT CHROMIUM	--	--	--	NA	--	NA	NA
PERCHLORATE	--	--	NA	--	--	--	--
PETROLEUM HYDROCARBONS (ug/l)							
DIESEL RANGE ORGANICS	NA	NA	NA	4200	1400	NA	7400
GASOLINE RANGE ORGANICS	NA	NA	NA	61000 J	110	NA	22000 J
RADIONUCLIDES (pCi/L)							
RADIUM-224/226	NA	NA	NA	NA	NA	NA	NA
RADIUM-228	NA	NA	NA	NA	NA	NA	NA
TENTATIVELY IDENTIFIED VOLATILE (ug/l)							
1,4-DIOXANE	NA	NA	NA	NA	NA	NA	NA
CYCLOHEXANE	NA	NA	NA	NA	NA	NA	NA
CYCLOHEXANE, 1,3-DIMETHYL-, CIS-	NA	NA	NA	NA	NA	NA	NA

TABLE 4-3

CHEMICAL RESULTS FOR GROUNDWATER SAMPLES, MAY-JUNE 2011
DUMP ROAD AREA
LOCKHEED MARTIN, MARTIN STATE AIRPORT, MIDDLE RIVER, MARYLAND

SAMPLE ID:	DMW9D-060611	DMW9I-060611	DMW9S-0060611	DMW9S-060611	DMW10S-060211	MW11I-060911	MW11S-060911
LABORATORY ID:	240-813-9	240-813-6	R1103161-002	240-813-3	240-726-7	240-979-6	240-979-4
SAMPLE DATE:	6/6/2011	6/6/2011	6/6/2011	6/6/2011	6/2/2011	6/9/2011	6/9/2011
LOCATION:	DMW9D	DMW9I	DMW9S	DMW9S	DMW10S	MW11I	MW11S
DI-SEC-BUTYL ETHER	NA	NA	NA	NA	NA	NA	NA
ISOBUTYL ALCOHOL	NA	NA	NA	NA	NA	NA	NA
METHYLCYCLOHEXANE	NA	NA	NA	NA	NA	NA	NA
N-BUTYL ETHER	NA	NA	NA	NA	NA	NA	NA
PENTANE, 2,3,3-TRIMETHYL-	NA	NA	NA	NA	NA	NA	NA
SILANOL, DIMETHYL(1,1,2-TRIMETHYLPROPYL)	NA	NA	NA	NA	NA	NA	NA
SILANOL, TRIMETHYL-	NA	NA	NA	NA	NA	NA	NA
TETRAHYDROFURAN	NA	NA	NA	NA	NA	NA	NA
THIIRANE	NA	NA	NA	NA	NA	NA	NA

TABLE 4-3

CHEMICAL RESULTS FOR GROUNDWATER SAMPLES, MAY-JUNE 2011
DUMP ROAD AREA
LOCKHEED MARTIN, MARTIN STATE AIRPORT, MIDDLE RIVER, MARYLAND

SAMPLE ID:	DMW14D-051911	DMW14I-051911	MW15D-051611	MW15I-051611	MW15S-051611	MW15S-051611-A	MW 16D-053111
LABORATORY ID:	240-321-3	240-321-2	240-174-4	240-174-3	240-174-2	240-174-2	9MJ1PQ10
SAMPLE DATE:	5/19/2011	5/19/2011	5/16/2011	5/16/2011	5/16/2011	5/16/2011	5/31/2011
LOCATION:	DMW14D	DMW14I	MW15D	MW15I	MW15S	MW15S	MW 16D
VOLATILES (ug/l)							
1,1,1-TRICHLOROETHANE	--	--	--	--	--	NA	NA
1,1-DICHLOROETHANE	--	--	--	--	--	NA	NA
1,1-DICHLOROETHENE	--	--	--	--	--	NA	NA
1,2,3-TRICHLOROBENZENE	--	--	--	--	--	NA	NA
1,2,4-TRICHLOROBENZENE	--	--	--	--	--	NA	NA
1,2,4-TRIMETHYLBENZENE	--	--	--	--	--	NA	NA
1,2-DICHLOROBENZENE	--	--	--	--	--	NA	NA
1,2-DICHLOROETHANE	--	9.5 J	--	--	--	NA	NA
1,3-DICHLOROBENZENE	--	--	--	--	--	NA	NA
1,4-DICHLOROBENZENE	--	--	--	--	--	NA	NA
2-BUTANONE	--	--	--	--	--	NA	NA
ACETONE	--	--	--	--	4.6 B	NA	NA
BENZENE	--	--	--	--	--	NA	NA
CARBON DISULFIDE	--	--	--	--	--	NA	NA
CARBON TETRACHLORIDE	--	--	--	--	--	NA	NA
CHLOROBENZENE	--	260	--	--	--	NA	NA
CHLOROETHANE	--	--	--	--	--	NA	NA
CHLOROFORM	--	--	--	--	--	NA	NA
CIS-1,2-DICHLOROETHENE	--	1200	--	380	20	NA	NA
DIISOPROPYL ETHER	--	--	--	--	--	NA	NA
ETHANE	NA	NA	NA	NA	NA	NA	NA
ETHENE	NA	NA	NA	NA	NA	NA	NA
ETHYL TERT-BUTYL ETHER	--	--	--	--	--	NA	NA
ETHYLBENZENE	--	--	--	--	--	NA	NA

TABLE 4-3

CHEMICAL RESULTS FOR GROUNDWATER SAMPLES, MAY-JUNE 2011
DUMP ROAD AREA
LOCKHEED MARTIN, MARTIN STATE AIRPORT, MIDDLE RIVER, MARYLAND

SAMPLE ID:	DMW14D-051911	DMW14I-051911	MW15D-051611	MW15I-051611	MW15S-051611	MW15S-051611-A	MW 16D-053111
LABORATORY ID:	240-321-3	240-321-2	240-174-4	240-174-3	240-174-2	240-174-2	9MJ1PQ10
SAMPLE DATE:	5/19/2011	5/19/2011	5/16/2011	5/16/2011	5/16/2011	5/16/2011	5/31/2011
LOCATION:	DMW14D	DMW14I	MW15D	MW15I	MW15S	MW15S	MW 16D
ISOPROPYLBENZENE	--	--	--	--	--	NA	NA
M+P-XYLENES	--	--	--	--	--	NA	NA
METHANE	NA	NA	NA	NA	NA	NA	NA
METHYLENE CHLORIDE	--	--	--	--	--	NA	NA
NAPHTHALENE	--	--	--	--	--	NA	NA
O-XYLENE	--	--	--	--	--	NA	NA
TERT-BUTYLBENZENE	--	--	--	--	--	NA	NA
TERTIARY-BUTYL ALCOHOL	--	--	--	--	--	NA	NA
TOLUENE	--	5.5 J	--	--	--	NA	NA
TOTAL XYLENES	--	--	--	--	--	NA	NA
TRANS-1,2-DICHLOROETHENE	--	9.2 J	--	--	0.39 J	NA	NA
TRICHLOROETHENE	--	15 J	--	1500	63	NA	NA
VINYL CHLORIDE	--	750	--	33 J	0.74 J	NA	NA
SEMIVOLATILES (ug/l)							
1,4-DIOXANE	--	42	--	--	0.63 J	NA	NA
TOTAL METALS (ug/l)							
ANTIMONY	--	--	--	--	0.17 B	NA	NA
ARSENIC	--	26	--	2.4 J	2.3 J	NA	NA
BARIUM	4.3 B	14	6.8 B	11	16	NA	NA
BERYLLIUM	--	--	--	0.23 J	1.4 K	NA	NA
CADMIUM	--	--	--	--	0.93 J	NA	NA
CHROMIUM	--	0.78 J	1 J	3.3	4.9	NA	NA
COBALT	6	14	13	23	100	NA	NA
COPPER	3.3 B	--	5.3	2.6 B	160	NA	NA
LEAD	--	--	--	0.66 J	1.5	NA	NA

TABLE 4-3

CHEMICAL RESULTS FOR GROUNDWATER SAMPLES, MAY-JUNE 2011
DUMP ROAD AREA
LOCKHEED MARTIN, MARTIN STATE AIRPORT, MIDDLE RIVER, MARYLAND

SAMPLE ID:	DMW14D-051911	DMW14I-051911	MW15D-051611	MW15I-051611	MW15S-051611	MW15S-051611-A	MW 16D-053111
LABORATORY ID:	240-321-3	240-321-2	240-174-4	240-174-3	240-174-2	240-174-2	9MJ1PQ10
SAMPLE DATE:	5/19/2011	5/19/2011	5/16/2011	5/16/2011	5/16/2011	5/16/2011	5/31/2011
LOCATION:	DMW14D	DMW14I	MW15D	MW15I	MW15S	MW15S	MW 16D
MERCURY	--	--	--	--	--	NA	NA
MOLYBDENUM	--	0.57 B	0.46 B	--	2.7 B	NA	NA
NICKEL	7.5	7.1	19	31	120	NA	NA
SELENIUM	--	--	--	--	2.7 J	NA	NA
SILVER	--	--	--	--	--	NA	NA
THALLIUM	0.17 B	0.23 B	0.28 B	--	0.34 B	NA	NA
TUNGSTEN	--	--	--	--	1.6 B	NA	NA
VANADIUM	--	0.76 J	0.61 J	3.5 J	2.8 J	NA	NA
ZINC	46 B	6.2 B	23 B	65	130	NA	NA
FILTERED METALS (ug/l)							
ANTIMONY	--	--	--	--	--	NA	NA
ARSENIC	--	25	0.42 J	2.5 J	2.5 J	NA	NA
BARIUM	4.4 B	14	6.7 B	9.9	17	NA	NA
BERYLLIUM	--	--	--	--	1.3 K	NA	NA
CADMIUM	--	--	--	0.14 J	1 K	NA	NA
CHROMIUM	--	--	--	2.8	5	NA	NA
COBALT	5.9	14	12	24	110	NA	NA
COPPER	5.3	0.37 J	4.1 B	0.37 B	170	NA	NA
LEAD	--	--	--	--	1.5	NA	NA
MERCURY	--	--	--	--	--	NA	NA
MOLYBDENUM	--	0.5 B	0.27 B	0.57 B	0.45 B	NA	NA
NICKEL	7.6	7	20	31	120	NA	NA
SELENIUM	--	--	--	--	2.5 J	NA	NA
SILVER	--	--	--	--	--	NA	NA
THALLIUM	0.16 B	0.18 B	0.21 B	0.29 B	0.15 B	NA	NA

TABLE 4-3

CHEMICAL RESULTS FOR GROUNDWATER SAMPLES, MAY-JUNE 2011
DUMP ROAD AREA
LOCKHEED MARTIN, MARTIN STATE AIRPORT, MIDDLE RIVER, MARYLAND

SAMPLE ID:	DMW14D-051911	DMW14I-051911	MW15D-051611	MW15I-051611	MW15S-051611	MW15S-051611-A	MW 16D-053111
LABORATORY ID:	240-321-3	240-321-2	240-174-4	240-174-3	240-174-2	240-174-2	9MJ1PQ10
SAMPLE DATE:	5/19/2011	5/19/2011	5/16/2011	5/16/2011	5/16/2011	5/16/2011	5/31/2011
LOCATION:	DMW14D	DMW14I	MW15D	MW15I	MW15S	MW15S	MW 16D
TUNGSTEN	--	--	--	--	--	NA	NA
VANADIUM	--	0.57 J	--	2.9 J	1.9 J	NA	NA
ZINC	48 B	6.1 B	23 B	38 B	140	NA	NA
MISCELLANEOUS (mg/l)							
ALKALINITY	NA	NA	NA	NA	NA	NA	NA
AMMONIA-N	NA	NA	NA	NA	NA	NA	NA
CHLORIDE	NA	NA	NA	NA	NA	NA	NA
DISSOLVED ORGANIC CARBON	NA	NA	NA	NA	NA	NA	NA
NITRATE-N	NA	NA	NA	NA	NA	NA	NA
ORTHOPHOSPHATE	NA	NA	NA	NA	NA	NA	NA
SULFATE	NA	NA	NA	NA	NA	NA	NA
TOTAL DISSOLVED SOLIDS	NA	NA	NA	NA	NA	NA	NA
MISCELLANEOUS (ug/l)							
HEXAVALENT CHROMIUM	--	--	--	--	--	NA	NA
PERCHLORATE	--	--	--	--	--	NA	NA
PETROLEUM HYDROCARBONS (ug/l)							
DIESEL RANGE ORGANICS	NA	NA	NA	NA	NA	560	NA
GASOLINE RANGE ORGANICS	NA	NA	NA	NA	NA	62 B	NA
RADIONUCLIDES (pCi/L)							
RADIUM-224/226	NA	NA	NA	NA	NA	NA	--
RADIUM-228	NA	NA	NA	NA	NA	NA	--
TENTATIVELY IDENTIFIED VOLATILE (ug/l)							
1,4-DIOXANE	NA	NA	NA	NA	NA	NA	NA
CYCLOHEXANE	NA	NA	NA	NA	NA	NA	NA
CYCLOHEXANE, 1,3-DIMETHYL-, CIS-	NA	NA	NA	NA	NA	NA	NA

TABLE 4-3

CHEMICAL RESULTS FOR GROUNDWATER SAMPLES, MAY-JUNE 2011
DUMP ROAD AREA
LOCKHEED MARTIN, MARTIN STATE AIRPORT, MIDDLE RIVER, MARYLAND

SAMPLE ID:	DMW14D-051911	DMW14I-051911	MW15D-051611	MW15I-051611	MW15S-051611	MW15S-051611-A	MW 16D-053111
LABORATORY ID:	240-321-3	240-321-2	240-174-4	240-174-3	240-174-2	240-174-2	9MJ1PQ10
SAMPLE DATE:	5/19/2011	5/19/2011	5/16/2011	5/16/2011	5/16/2011	5/16/2011	5/31/2011
LOCATION:	DMW14D	DMW14I	MW15D	MW15I	MW15S	MW15S	MW 16D
DI-SEC-BUTYL ETHER	NA	NA	NA	NA	NA	NA	NA
ISOBUTYL ALCOHOL	NA	NA	NA	NA	NA	NA	NA
METHYLCYCLOHEXANE	NA	NA	NA	NA	NA	NA	NA
N-BUTYL ETHER	NA	NA	NA	NA	NA	NA	NA
PENTANE, 2,3,3-TRIMETHYL-	NA	NA	NA	NA	NA	NA	NA
SILANOL, DIMETHYL(1,1,2-TRIMETHYLPROPYL)	NA	NA	NA	NA	NA	NA	NA
SILANOL, TRIMETHYL-	NA	NA	NA	NA	NA	NA	NA
TETRAHYDROFURAN	NA	NA	NA	NA	NA	NA	NA
THIIRANE	NA	NA	NA	NA	NA	NA	NA

TABLE 4-3

CHEMICAL RESULTS FOR GROUNDWATER SAMPLES, MAY-JUNE 2011
DUMP ROAD AREA
LOCKHEED MARTIN, MARTIN STATE AIRPORT, MIDDLE RIVER, MARYLAND

SAMPLE ID:	MW 16I-053111	MW 16S-053111	MW16D-051811	MW16I-051811	MW16S-051811	MW17S-060611	DMW17I-051911
LABORATORY ID:	9MJ1PN30	9MJ1N010	240-271-4	240-271-3	240-271-2	240-813-2	240-321-4
SAMPLE DATE:	5/31/2011	5/31/2011	5/18/2011	5/18/2011	5/18/2011	6/6/2011	5/19/2011
LOCATION:	MW 16I	MW 16S	MW16D	MW16I	MW16S	MW17S	DMW17I
VOLATILES (ug/l)							
1,1,1-TRICHLOROETHANE	NA	NA	--	--	--	--	--
1,1-DICHLOROETHANE	NA	NA	--	--	--	--	--
1,1-DICHLOROETHENE	NA	NA	--	1.9	0.5 J	--	--
1,2,3-TRICHLOROBENZENE	NA	NA	--	--	--	--	--
1,2,4-TRICHLOROBENZENE	NA	NA	--	--	2.4	--	--
1,2,4-TRIMETHYLBENZENE	NA	NA	--	--	--	--	--
1,2-DICHLOROBENZENE	NA	NA	--	--	3.6	--	--
1,2-DICHLOROETHANE	NA	NA	--	3.5	--	--	--
1,3-DICHLOROBENZENE	NA	NA	--	--	1.4	--	--
1,4-DICHLOROBENZENE	NA	NA	--	--	1.6	--	--
2-BUTANONE	NA	NA	--	--	--	--	--
ACETONE	NA	NA	3.1 J	1.8 J	1.8 J	--	--
BENZENE	NA	NA	--	0.64 J	7.7	--	--
CARBON DISULFIDE	NA	NA	--	--	0.48 J	--	--
CARBON TETRACHLORIDE	NA	NA	--	--	--	--	--
CHLOROBENZENE	NA	NA	--	--	0.76 J	--	--
CHLOROETHANE	NA	NA	--	--	0.54 J	--	--
CHLOROFORM	NA	NA	--	--	--	--	--
CIS-1,2-DICHLOROETHENE	NA	NA	--	140 L	62 L	1.2	80
DIISOPROPYL ETHER	NA	NA	--	--	2.6 J	--	--
ETHANE	NA	NA	NA	NA	NA	NA	NA
ETHENE	NA	NA	NA	NA	NA	NA	NA
ETHYL TERT-BUTYL ETHER	NA	NA	--	--	0.2 J	--	--
ETHYLBENZENE	NA	NA	--	--	--	--	--

TABLE 4-3

CHEMICAL RESULTS FOR GROUNDWATER SAMPLES, MAY-JUNE 2011
DUMP ROAD AREA
LOCKHEED MARTIN, MARTIN STATE AIRPORT, MIDDLE RIVER, MARYLAND

SAMPLE ID:	MW 16I-053111	MW 16S-053111	MW16D-051811	MW16I-051811	MW16S-051811	MW17S-060611	DMW17I-051911
LABORATORY ID:	9MJ1PN30	9MJ1N010	240-271-4	240-271-3	240-271-2	240-813-2	240-321-4
SAMPLE DATE:	5/31/2011	5/31/2011	5/18/2011	5/18/2011	5/18/2011	6/6/2011	5/19/2011
LOCATION:	MW 16I	MW 16S	MW16D	MW16I	MW16S	MW17S	DMW17I
ISOPROPYLBENZENE	NA	NA	--	--	--	--	--
M+P-XYLENES	NA	NA	--	--	--	--	--
METHANE	NA	NA	NA	NA	NA	NA	NA
METHYLENE CHLORIDE	NA	NA	--	--	--	--	--
NAPHTHALENE	NA	NA	--	--	--	--	--
O-XYLENE	NA	NA	--	--	--	--	--
TERT-BUTYLBENZENE	NA	NA	--	--	--	--	--
TERTIARY-BUTYL ALCOHOL	NA	NA	--	--	6.6 J	--	--
TOLUENE	NA	NA	--	--	--	--	--
TOTAL XYLENES	NA	NA	--	--	--	--	--
TRANS-1,2-DICHLOROETHENE	NA	NA	--	2.6	--	--	--
TRICHLOROETHENE	NA	NA	0.6 J	590 L	--	--	480
VINYL CHLORIDE	NA	NA	--	14	130 L	6.9	6.9 J
SEMIVOLATILES (ug/l)							
1,4-DIOXANE	NA	NA	--	--	220	--	--
TOTAL METALS (ug/l)							
ANTIMONY	NA	NA	--	0.34 B	0.15 B	0.31 B	--
ARSENIC	NA	NA	0.44 J	41	2.7 J	8.6	7.1
BARIUM	NA	NA	5.7 B	70	38	96	14
BERYLLIUM	NA	NA	--	1.1	0.83 J	--	--
CADMIUM	NA	NA	--	0.24 J	--	--	--
CHROMIUM	NA	NA	--	2.2	2.9	8.8	1.3 J
COBALT	NA	NA	7.7	31	66	1.2	13
COPPER	NA	NA	3.2 B	2 B	--	6.2	1.8 B
LEAD	NA	NA	0.61 J	5.6	0.36 J	4 J	--

TABLE 4-3

CHEMICAL RESULTS FOR GROUNDWATER SAMPLES, MAY-JUNE 2011
DUMP ROAD AREA
LOCKHEED MARTIN, MARTIN STATE AIRPORT, MIDDLE RIVER, MARYLAND

SAMPLE ID:	MW 16I-053111	MW 16S-053111	MW16D-051811	MW16I-051811	MW16S-051811	MW17S-060611	DMW17I-051911
LABORATORY ID:	9MJ1PN30	9MJ1N010	240-271-4	240-271-3	240-271-2	240-813-2	240-321-4
SAMPLE DATE:	5/31/2011	5/31/2011	5/18/2011	5/18/2011	5/18/2011	6/6/2011	5/19/2011
LOCATION:	MW 16I	MW 16S	MW16D	MW16I	MW16S	MW17S	DMW17I
MERCURY	NA	NA	--	--	--	--	--
MOLYBDENUM	NA	NA	0.16 B	1.5 B	2.2 B	1.8 B	0.25 B
NICKEL	NA	NA	11	42	76	4	17
SELENIUM	NA	NA	--	0.65 J	--	0.45 J	--
SILVER	NA	NA	--	--	--	--	--
THALLIUM	NA	NA	0.25 B	0.45 B	1 B	0.33 B	--
TUNGSTEN	NA	NA	--	0.44 B	1.3 B	0.43 B	--
VANADIUM	NA	NA	--	3 J	2.5 J	15 J	2.1 J
ZINC	NA	NA	19 B	83 B	17 B	11 J	43 B
FILTERED METALS (ug/l)							
ANTIMONY	NA	NA	--	0.15 B	0.17 B	0.13 B	--
ARSENIC	NA	NA	0.49 J	31	2.5 J	6.6 J	6.1
BARIUM	NA	NA	5.9 B	13	38	74	9.6
BERYLLIUM	NA	NA	--	0.26 J	0.74 J	--	--
CADMIUM	NA	NA	--	--	--	--	--
CHROMIUM	NA	NA	--	--	2.7	0.58 B	--
COBALT	NA	NA	7.6	14	65	0.62 B	12
COPPER	NA	NA	3.4 B	1 B	0.41 B	0.42 J	0.52 J
LEAD	NA	NA	--	--	--	0.2 B	--
MERCURY	NA	NA	--	--	--	--	--
MOLYBDENUM	NA	NA	0.32 B	0.76 B	2.1 B	0.47 B	0.19 B
NICKEL	NA	NA	12	19	76	--	16
SELENIUM	NA	NA	--	--	0.57 J	--	--
SILVER	NA	NA	--	--	--	--	--
THALLIUM	NA	NA	0.27 B	0.31 B	1 B	0.22 B	--

TABLE 4-3

CHEMICAL RESULTS FOR GROUNDWATER SAMPLES, MAY-JUNE 2011
DUMP ROAD AREA
LOCKHEED MARTIN, MARTIN STATE AIRPORT, MIDDLE RIVER, MARYLAND

SAMPLE ID:	MW 16I-053111	MW 16S-053111	MW16D-051811	MW16I-051811	MW16S-051811	MW17S-060611	DMW17I-051911
LABORATORY ID:	9MJ1PN30	9MJ1N010	240-271-4	240-271-3	240-271-2	240-813-2	240-321-4
SAMPLE DATE:	5/31/2011	5/31/2011	5/18/2011	5/18/2011	5/18/2011	6/6/2011	5/19/2011
LOCATION:	MW 16I	MW 16S	MW16D	MW16I	MW16S	MW17S	DMW17I
TUNGSTEN	NA	NA	--	--	1.5 B	--	--
VANADIUM	NA	NA	--	0.79 J	2 J	0.66 J	0.77 J
ZINC	NA	NA	22 B	42 B	4.9 B	2.4 J	21 B
MISCELLANEOUS (mg/l)							
ALKALINITY	NA	NA	NA	NA	NA	NA	NA
AMMONIA-N	NA	NA	NA	NA	NA	NA	NA
CHLORIDE	NA	NA	NA	NA	NA	NA	NA
DISSOLVED ORGANIC CARBON	NA	NA	NA	NA	NA	NA	NA
NITRATE-N	NA	NA	NA	NA	NA	NA	NA
ORTHOPHOSPHATE	NA	NA	NA	NA	NA	NA	NA
SULFATE	NA	NA	NA	NA	NA	NA	NA
TOTAL DISSOLVED SOLIDS	NA	NA	NA	NA	NA	NA	NA
MISCELLANEOUS (ug/l)							
HEXAVALENT CHROMIUM	NA	NA	0.029	--	--	--	--
PERCHLORATE	NA	NA	--	--	--	--	0.86 J
PETROLEUM HYDROCARBONS (ug/l)							
DIESEL RANGE ORGANICS	NA	NA	NA	NA	310 L	--	NA
GASOLINE RANGE ORGANICS	NA	NA	NA	NA	92 B	37 B	NA
RADIONUCLIDES (pCi/L)							
RADIUM-224/226	0.701	--	NA	NA	NA	NA	NA
RADIUM-228	0.716 J	0.737 J	NA	NA	NA	NA	NA
TENTATIVELY IDENTIFIED VOLATILE (ug/l)							
1,4-DIOXANE	NA	NA	NA	NA	--	NA	NA
CYCLOHEXANE	NA	NA	NA	NA	--	NA	NA
CYCLOHEXANE, 1,3-DIMETHYL-, CIS-	NA	NA	NA	NA	NA	NA	NA

TABLE 4-3

CHEMICAL RESULTS FOR GROUNDWATER SAMPLES, MAY-JUNE 2011
DUMP ROAD AREA
LOCKHEED MARTIN, MARTIN STATE AIRPORT, MIDDLE RIVER, MARYLAND

SAMPLE ID:	MW 16I-053111	MW 16S-053111	MW16D-051811	MW16I-051811	MW16S-051811	MW17S-060611	DMW17I-051911
LABORATORY ID:	9MJ1PN30	9MJ1N010	240-271-4	240-271-3	240-271-2	240-813-2	240-321-4
SAMPLE DATE:	5/31/2011	5/31/2011	5/18/2011	5/18/2011	5/18/2011	6/6/2011	5/19/2011
LOCATION:	MW 16I	MW 16S	MW16D	MW16I	MW16S	MW17S	DMW17I
DI-SEC-BUTYL ETHER	NA	NA	NA	NA	NA	NA	NA
ISOBUTYL ALCOHOL	NA	NA	NA	NA	NA	NA	NA
METHYLCYCLOHEXANE	NA	NA	NA	NA	--	NA	NA
N-BUTYL ETHER	NA	NA	NA	NA	NA	NA	NA
PENTANE, 2,3,3-TRIMETHYL-	NA	NA	NA	NA	NA	NA	NA
SILANOL, DIMETHYL(1,1,2-TRIMETHYLPROPYL)	NA	NA	NA	NA	NA	NA	NA
SILANOL, TRIMETHYL-	NA	NA	NA	NA	NA	NA	NA
TETRAHYDROFURAN	NA	NA	NA	NA	--	NA	NA
THIIRANE	NA	NA	NA	NA	NA	NA	NA

TABLE 4-3

CHEMICAL RESULTS FOR GROUNDWATER SAMPLES, MAY-JUNE 2011
DUMP ROAD AREA
LOCKHEED MARTIN, MARTIN STATE AIRPORT, MIDDLE RIVER, MARYLAND

SAMPLE ID:	MW18I-060611	MW18S-060611	MW19D-060111	MW19I-060111	MW20D-051711	MW20I-051711	MW20S-051711
LABORATORY ID:	240-813-5	240-813-8	240-690-4	240-690-2	240-209-4	240-209-3	240-209-2
SAMPLE DATE:	6/6/2011	6/6/2011	6/1/2011	6/1/2011	5/17/2011	5/17/2011	5/17/2011
LOCATION:	MW18I	MW18S	MW19D	MW19I	MW20D	MW20I	MW20S
VOLATILES (ug/l)							
1,1,1-TRICHLOROETHANE	--	--	--	--	--	--	--
1,1-DICHLOROETHANE	--	--	--	--	--	--	--
1,1-DICHLOROETHENE	--	--	--	--	--	3.4 J	16 J
1,2,3-TRICHLOROBENZENE	--	--	--	--	--	--	--
1,2,4-TRICHLOROBENZENE	160 J	--	--	--	--	--	--
1,2,4-TRIMETHYLBENZENE	--	--	--	--	--	--	7.3 J
1,2-DICHLOROBENZENE	--	--	--	--	--	--	--
1,2-DICHLOROETHANE	--	--	--	2.5 J	0.51 J	--	--
1,3-DICHLOROBENZENE	--	--	--	--	--	--	--
1,4-DICHLOROBENZENE	--	--	--	--	--	--	--
2-BUTANONE	--	--	--	--	--	40 J	--
ACETONE	--	--	--	--	--	--	--
BENZENE	--	--	--	1.1 J	--	2 J	23 J
CARBON DISULFIDE	--	--	--	--	--	--	--
CARBON TETRACHLORIDE	--	--	--	--	--	--	--
CHLOROBENZENE	--	--	--	--	--	33	620
CHLOROETHANE	--	--	--	--	--	--	--
CHLOROFORM	--	--	--	--	--	--	--
CIS-1,2-DICHLOROETHENE	1300	280	0.59 J	150	1.7	460	1300
DIISOPROPYL ETHER	--	--	--	--	--	--	--
ETHANE	8.1	2.4	NA	NA	NA	NA	NA
ETHENE	67	12	NA	NA	NA	NA	NA
ETHYL TERT-BUTYL ETHER	--	--	--	--	--	--	--
ETHYLBENZENE	--	--	--	--	--	--	10 J

TABLE 4-3

CHEMICAL RESULTS FOR GROUNDWATER SAMPLES, MAY-JUNE 2011
DUMP ROAD AREA
LOCKHEED MARTIN, MARTIN STATE AIRPORT, MIDDLE RIVER, MARYLAND

SAMPLE ID:	MW18I-060611	MW18S-060611	MW19D-060111	MW19I-060111	MW20D-051711	MW20I-051711	MW20S-051711
LABORATORY ID:	240-813-5	240-813-8	240-690-4	240-690-2	240-209-4	240-209-3	240-209-2
SAMPLE DATE:	6/6/2011	6/6/2011	6/1/2011	6/1/2011	5/17/2011	5/17/2011	5/17/2011
LOCATION:	MW18I	MW18S	MW19D	MW19I	MW20D	MW20I	MW20S
ISOPROPYLBENZENE	--	--	--	--	--	--	--
M+P-XYLENES	--	--	--	--	--	--	14 J
METHANE	910	480	NA	NA	NA	NA	NA
METHYLENE CHLORIDE	--	--	--	4 J	--	--	--
NAPHTHALENE	--	--	--	--	--	--	--
O-XYLENE	--	--	--	--	--	--	10 J
TERT-BUTYLBENZENE	--	--	--	--	--	--	--
TERTIARY-BUTYL ALCOHOL	--	--	4.3 J	--	--	--	--
TOLUENE	--	--	--	--	--	--	9.8 J
TOTAL XYLENES	--	--	--	--	--	--	24 J
TRANS-1,2-DICHLOROETHENE	--	--	--	1.4 J	--	--	11 J
TRICHLOROETHENE	11000	2500	5.3	95	13	65	320
VINYL CHLORIDE	620	110	0.27 J	73	--	220	840
SEMIVOLATILES (ug/l)							
1,4-DIOXANE	140	42	--	17	2.3	8.6	190
TOTAL METALS (ug/l)							
ANTIMONY	0.47 B	0.47 B	0.18 B	0.2 B	0.19 B	--	0.28 B
ARSENIC	1.7 J	1.8 J	2.3 J	1.6 J	--	4.6 J	13
BARIUM	51 J	48	70	61	140	16	19
BERYLLIUM	5.4	--	1.5	1.3	0.92 J	--	0.76 J
CADMIUM	140 J	1.9	2.1	0.64 J	5.2	--	--
CHROMIUM	4.8 J	2.5	10 J	4.2 J	1.3 J	--	3
COBALT	360 J	93	220 J	74 J	83	16	2.7
COPPER	120 J	1.5 J	--	0.68 J	12	--	1.9 B
LEAD	1.5 J	0.3 B	0.37 B	0.63 B	--	0.29 J	3.2

TABLE 4-3

CHEMICAL RESULTS FOR GROUNDWATER SAMPLES, MAY-JUNE 2011
DUMP ROAD AREA
LOCKHEED MARTIN, MARTIN STATE AIRPORT, MIDDLE RIVER, MARYLAND

SAMPLE ID:	MW18I-060611	MW18S-060611	MW19D-060111	MW19I-060111	MW20D-051711	MW20I-051711	MW20S-051711
LABORATORY ID:	240-813-5	240-813-8	240-690-4	240-690-2	240-209-4	240-209-3	240-209-2
SAMPLE DATE:	6/6/2011	6/6/2011	6/1/2011	6/1/2011	5/17/2011	5/17/2011	5/17/2011
LOCATION:	MW18I	MW18S	MW19D	MW19I	MW20D	MW20I	MW20S
MERCURY	--	--	--	--	--	--	--
MOLYBDENUM	--	--	--	0.72 J	0.31 B	0.54 B	1 B
NICKEL	200 J	57	100 J	54 J	56	3	1.5 J
SELENIUM	9.6	2.2 J	0.91 J	1.6 J	0.64 J	--	3.7 J
SILVER	--	--	--	--	--	--	--
THALLIUM	0.54 B	0.23 B	0.28 B	0.38 B	0.24 B	0.19 B	0.32 B
TUNGSTEN	--	--	0.32 B	0.79 B	--	--	0.66 B
VANADIUM	6.9 J	0.94 J	4.8 J	4.8 J	--	0.95 J	9.8 J
ZINC	430 J	89	250 J	84 J	200	3.6 B	19 B
FILTERED METALS (ug/l)							
ANTIMONY	0.13 B	0.41 B	0.092 B	0.091 B	--	--	0.14 B
ARSENIC	1.1 J	1.4 J	2.1 J	1.5 J	--	4.5 J	12
BARIUM	50 J	44	67	60	130	15	16
BERYLLIUM	3.4	--	1.5	1.4	0.95 J	--	0.77 J
CADMIUM	140 J	0.41 J	2 J	0.81 J	5.6	--	--
CHROMIUM	3 J	1.9 J	9.6 J	2.7 J	--	--	1.7 J
COBALT	380 J	78	220 J	75 J	82	15	2.8
COPPER	26 J	1.4 J	0.35 J	--	15	--	0.63 B
LEAD	0.39 B	0.24 B	0.31 B	0.19 B	--	--	--
MERCURY	--	--	--	--	--	--	--
MOLYBDENUM	--	--	--	0.49 B	0.14 B	0.39 B	0.52 B
NICKEL	220 J	49	94 J	54 J	56	2.7	2.1
SELENIUM	7.4	2.2 J	0.82 J	1.5 J	--	--	3.3 J
SILVER	--	--	--	--	--	--	--
THALLIUM	0.54 B	0.22 B	0.23 B	0.27 B	0.21 B	0.16 B	0.27 B

TABLE 4-3

CHEMICAL RESULTS FOR GROUNDWATER SAMPLES, MAY-JUNE 2011
DUMP ROAD AREA
LOCKHEED MARTIN, MARTIN STATE AIRPORT, MIDDLE RIVER, MARYLAND

SAMPLE ID:	MW18I-060611	MW18S-060611	MW19D-060111	MW19I-060111	MW20D-051711	MW20I-051711	MW20S-051711
LABORATORY ID:	240-813-5	240-813-8	240-690-4	240-690-2	240-209-4	240-209-3	240-209-2
SAMPLE DATE:	6/6/2011	6/6/2011	6/1/2011	6/1/2011	5/17/2011	5/17/2011	5/17/2011
LOCATION:	MW18I	MW18S	MW19D	MW19I	MW20D	MW20I	MW20S
TUNGSTEN	0.35 B	--	0.51 B	0.52 B	--	--	0.42 B
VANADIUM	3 J	0.42 J	4.6 J	4 J	--	0.91 J	6.5 J
ZINC	440 J	77	230 J	71 J	210	4 B	5.7 B
MISCELLANEOUS (mg/l)							
ALKALINITY	28	160	NA	NA	NA	NA	NA
AMMONIA-N	2.2	8.6	NA	NA	NA	NA	NA
CHLORIDE	280	430	NA	NA	NA	NA	NA
DISSOLVED ORGANIC CARBON	96	35	NA	NA	NA	NA	NA
NITRATE-N	--	0.36	NA	NA	NA	NA	NA
ORTHOPHOSPHATE	--	0.19 J	NA	NA	NA	NA	NA
SULFATE	490	1500	NA	NA	NA	NA	NA
TOTAL DISSOLVED SOLIDS	1200	2900	NA	NA	NA	NA	NA
MISCELLANEOUS (ug/l)							
HEXAVALENT CHROMIUM	--	--	--	--	--	--	--
PERCHLORATE	--	--	--	--	--	--	--
PETROLEUM HYDROCARBONS (ug/l)							
DIESEL RANGE ORGANICS	NA	950	NA	NA	NA	NA	NA
GASOLINE RANGE ORGANICS	NA	1000 J	NA	NA	NA	NA	NA
RADIONUCLIDES (pCi/L)							
RADIUM-224/226	NA	NA	NA	NA	NA	NA	NA
RADIUM-228	NA	NA	NA	NA	NA	NA	NA
TENTATIVELY IDENTIFIED VOLATILE (ug/l)							
1,4-DIOXANE	NA	NA	NA	NA	NA	NA	NA
CYCLOHEXANE	NA	NA	NA	NA	NA	NA	--
CYCLOHEXANE, 1,3-DIMETHYL-, CIS-	NA	NA	NA	NA	NA	NA	NA

TABLE 4-3

CHEMICAL RESULTS FOR GROUNDWATER SAMPLES, MAY-JUNE 2011
DUMP ROAD AREA
LOCKHEED MARTIN, MARTIN STATE AIRPORT, MIDDLE RIVER, MARYLAND

SAMPLE ID:	MW18I-060611	MW18S-060611	MW19D-060111	MW19I-060111	MW20D-051711	MW20I-051711	MW20S-051711
LABORATORY ID:	240-813-5	240-813-8	240-690-4	240-690-2	240-209-4	240-209-3	240-209-2
SAMPLE DATE:	6/6/2011	6/6/2011	6/1/2011	6/1/2011	5/17/2011	5/17/2011	5/17/2011
LOCATION:	MW18I	MW18S	MW19D	MW19I	MW20D	MW20I	MW20S
DI-SEC-BUTYL ETHER	NA	NA	NA	NA	NA	NA	NA
ISOBUTYL ALCOHOL	NA	NA	8.7 JN	NA	NA	NA	NA
METHYLCYCLOHEXANE	NA	NA	NA	NA	NA	NA	--
N-BUTYL ETHER	NA	NA	NA	NA	NA	NA	NA
PENTANE, 2,3,3-TRIMETHYL-	NA	NA	NA	NA	NA	NA	NA
SILANOL, DIMETHYL(1,1,2-TRIMETHYLPROPYL)	NA	NA	NA	NA	NA	NA	NA
SILANOL, TRIMETHYL-	NA	NA	3.7 JN	NA	NA	NA	NA
TETRAHYDROFURAN	NA	NA	NA	NA	--	NA	NA
THIIRANE	NA	NA	NA	NA	NA	NA	NA

TABLE 4-3

CHEMICAL RESULTS FOR GROUNDWATER SAMPLES, MAY-JUNE 2011
DUMP ROAD AREA
LOCKHEED MARTIN, MARTIN STATE AIRPORT, MIDDLE RIVER, MARYLAND

SAMPLE ID:	MW20S-051711-A	MW20S-051711RA-A	MW22D-060211	MW23D-060211	MW23S-060211	MW24I-060211	MW24S-060211
LABORATORY ID:	240-209-2	240-209-2	240-726-6	240-726-4	240-726-2	240-726-5	240-726-3
SAMPLE DATE:	5/17/2011	5/17/2011	6/2/2011	6/2/2011	6/2/2011	6/2/2011	6/2/2011
LOCATION:	MW20S	MW20S	MW22D	MW23D	MW23S	MW24I	MW24S
VOLATILES (ug/l)							
1,1,1-TRICHLOROETHANE	NA	NA	--	--	--	--	--
1,1-DICHLOROETHANE	NA	NA	--	--	--	--	--
1,1-DICHLOROETHENE	NA	NA	--	--	--	--	--
1,2,3-TRICHLOROBENZENE	NA	NA	--	--	--	--	--
1,2,4-TRICHLOROBENZENE	NA	NA	--	--	--	--	--
1,2,4-TRIMETHYLBENZENE	NA	NA	--	--	--	--	--
1,2-DICHLOROBENZENE	NA	NA	--	--	0.27 J	--	--
1,2-DICHLOROETHANE	NA	NA	--	--	--	--	--
1,3-DICHLOROBENZENE	NA	NA	--	--	--	--	--
1,4-DICHLOROBENZENE	NA	NA	--	--	--	--	--
2-BUTANONE	NA	NA	--	--	--	--	--
ACETONE	NA	NA	--	--	1.8 B	13 B	1.4 B
BENZENE	NA	NA	--	--	3.2	--	--
CARBON DISULFIDE	NA	NA	--	--	--	--	--
CARBON TETRACHLORIDE	NA	NA	--	6.2	--	1.6 J	--
CHLOROBENZENE	NA	NA	--	--	--	--	--
CHLOROETHANE	NA	NA	--	--	--	--	--
CHLOROFORM	NA	NA	--	3.7	--	--	--
CIS-1,2-DICHLOROETHENE	NA	NA	--	--	3	--	--
DIISOPROPYL ETHER	NA	NA	--	--	--	--	--
ETHANE	NA	NA	NA	NA	NA	NA	NA
ETHENE	NA	NA	NA	NA	NA	NA	NA
ETHYL TERT-BUTYL ETHER	NA	NA	--	--	--	--	--
ETHYLBENZENE	NA	NA	--	--	--	--	--

TABLE 4-3

CHEMICAL RESULTS FOR GROUNDWATER SAMPLES, MAY-JUNE 2011
DUMP ROAD AREA
LOCKHEED MARTIN, MARTIN STATE AIRPORT, MIDDLE RIVER, MARYLAND

SAMPLE ID:	MW20S-051711-A	MW20S-051711RA-A	MW22D-060211	MW23D-060211	MW23S-060211	MW24I-060211	MW24S-060211
LABORATORY ID:	240-209-2	240-209-2	240-726-6	240-726-4	240-726-2	240-726-5	240-726-3
SAMPLE DATE:	5/17/2011	5/17/2011	6/2/2011	6/2/2011	6/2/2011	6/2/2011	6/2/2011
LOCATION:	MW20S	MW20S	MW22D	MW23D	MW23S	MW24I	MW24S
ISOPROPYLBENZENE	NA	NA	--	--	--	--	--
M+P-XYLENES	NA	NA	--	--	--	--	--
METHANE	NA	NA	NA	NA	NA	NA	NA
METHYLENE CHLORIDE	NA	NA	--	--	--	3.2 B	--
NAPHTHALENE	NA	NA	--	--	--	--	--
O-XYLENE	NA	NA	--	--	--	--	--
TERT-BUTYLBENZENE	NA	NA	--	--	0.4 J	--	--
TERTIARY-BUTYL ALCOHOL	NA	NA	--	--	--	--	--
TOLUENE	NA	NA	--	--	--	--	--
TOTAL XYLENES	NA	NA	--	--	--	--	--
TRANS-1,2-DICHLOROETHENE	NA	NA	--	--	--	--	--
TRICHLOROETHENE	NA	NA	0.48 J	1.6	--	110	--
VINYL CHLORIDE	NA	NA	--	--	12	--	--
SEMIVOLATILES (ug/l)							
1,4-DIOXANE	NA	NA	--	--	6.9	--	1
TOTAL METALS (ug/l)							
ANTIMONY	NA	NA	0.32 B	1.4 J	0.17 B	0.13 B	--
ARSENIC	NA	NA	2.7 J	4 J	7.7 J	--	2.4 J
BARIUM	NA	NA	82	91	130	8.8 J	52
BERYLLIUM	NA	NA	0.66 J	1.7	--	0.61 J	1.8 J
CADMIUM	NA	NA	0.12 J	3.6 J	3.5	--	1.2 J
CHROMIUM	NA	NA	6.1 J	12 J	1.6 J	1.2 J	3.6 J
COBALT	NA	NA	50 J	65 J	3.9 J	8.5 J	76 J
COPPER	NA	NA	4.5 J	84 J	0.36 J	10 J	--
LEAD	NA	NA	3.1	15	0.29 B	0.58 B	1.5 J

TABLE 4-3

CHEMICAL RESULTS FOR GROUNDWATER SAMPLES, MAY-JUNE 2011
DUMP ROAD AREA
LOCKHEED MARTIN, MARTIN STATE AIRPORT, MIDDLE RIVER, MARYLAND

SAMPLE ID:	MW20S-051711-A	MW20S-051711RA-A	MW22D-060211	MW23D-060211	MW23S-060211	MW24I-060211	MW24S-060211
LABORATORY ID:	240-209-2	240-209-2	240-726-6	240-726-4	240-726-2	240-726-5	240-726-3
SAMPLE DATE:	5/17/2011	5/17/2011	6/2/2011	6/2/2011	6/2/2011	6/2/2011	6/2/2011
LOCATION:	MW20S	MW20S	MW22D	MW23D	MW23S	MW24I	MW24S
MERCURY	NA	NA	--	0.75	--	--	--
MOLYBDENUM	NA	NA	--	5.2 J	1.2 J	--	--
NICKEL	NA	NA	21 J	88 J	--	2.7 J	58
SELENIUM	NA	NA	--	1.3 J	--	0.4 J	--
SILVER	NA	NA	0.014 J	0.035 J	--	--	--
THALLIUM	NA	NA	0.25 B	0.42 B	0.24 B	0.26 B	1.3 B
TUNGSTEN	NA	NA	0.3 B	1 B	--	0.3 B	--
VANADIUM	NA	NA	5.3 J	4.6 J	0.84 B	0.55 B	6.7 J
ZINC	NA	NA	70 J	230 J	--	6.9 B	120 J
FILTERED METALS (ug/l)							
ANTIMONY	NA	NA	--	--	0.092 B	--	--
ARSENIC	NA	NA	2.1 J	0.37 B	8.1	--	--
BARIUM	NA	NA	90	83	130	7.5	--
BERYLLIUM	NA	NA	0.65 J	1.1	--	0.63 J	--
CADMIUM	NA	NA	--	0.28 J	--	0.081 B	--
CHROMIUM	NA	NA	2	0.73 J	1.8 J	0.71 J	--
COBALT	NA	NA	51	29	4	8 J	490 J
COPPER	NA	NA	--	1 J	--	11 J	290 J
LEAD	NA	NA	0.22 B	0.28 B	0.19 B	0.49 B	--
MERCURY	NA	NA	--	--	--	--	--
MOLYBDENUM	NA	NA	--	--	1.1 B	--	--
NICKEL	NA	NA	22	21	--	4.1 J	720 J
SELENIUM	NA	NA	--	--	--	--	--
SILVER	NA	NA	--	--	--	--	--
THALLIUM	NA	NA	0.2 B	0.22 B	0.2 B	0.23 B	--

TABLE 4-3

CHEMICAL RESULTS FOR GROUNDWATER SAMPLES, MAY-JUNE 2011
DUMP ROAD AREA
LOCKHEED MARTIN, MARTIN STATE AIRPORT, MIDDLE RIVER, MARYLAND

SAMPLE ID:	MW20S-051711-A	MW20S-051711RA-A	MW22D-060211	MW23D-060211	MW23S-060211	MW24I-060211	MW24S-060211
LABORATORY ID:	240-209-2	240-209-2	240-726-6	240-726-4	240-726-2	240-726-5	240-726-3
SAMPLE DATE:	5/17/2011	5/17/2011	6/2/2011	6/2/2011	6/2/2011	6/2/2011	6/2/2011
LOCATION:	MW20S	MW20S	MW22D	MW23D	MW23S	MW24I	MW24S
TUNGSTEN	NA	NA	0.18 B	0.22 B	0.18 B	0.19 B	--
VANADIUM	NA	NA	1.3 B	0.69 B	1 B	0.41 B	140 J
ZINC	NA	NA	30 J	43 J	--	8 J	2600 J
MISCELLANEOUS (mg/l)							
ALKALINITY	NA	NA	NA	NA	NA	NA	NA
AMMONIA-N	NA	NA	NA	NA	NA	NA	NA
CHLORIDE	NA	NA	NA	NA	NA	NA	NA
DISSOLVED ORGANIC CARBON	NA	NA	NA	NA	NA	NA	NA
NITRATE-N	NA	NA	NA	NA	NA	NA	NA
ORTHOPHOSPHATE	NA	NA	NA	NA	NA	NA	NA
SULFATE	NA	NA	NA	NA	NA	NA	NA
TOTAL DISSOLVED SOLIDS	NA	NA	NA	NA	NA	NA	NA
MISCELLANEOUS (ug/l)							
HEXAVALENT CHROMIUM	NA	NA	--	--	--	--	--
PERCHLORATE	NA	NA	0.58 J	--	--	0.69 J	--
PETROLEUM HYDROCARBONS (ug/l)							
DIESEL RANGE ORGANICS	NA	1200 L	NA	NA	1000	NA	290 J
GASOLINE RANGE ORGANICS	2000	NA	NA	NA	64 J	NA	--
RADIONUCLIDES (pCi/L)							
RADIUM-224/226	NA	NA	NA	NA	NA	NA	NA
RADIUM-228	NA	NA	NA	NA	NA	NA	NA
TENTATIVELY IDENTIFIED VOLATILE (ug/l)							
1,4-DIOXANE	NA	NA	NA	NA	NA	NA	NA
CYCLOHEXANE	NA	NA	NA	NA	1.4 JN	NA	NA
CYCLOHEXANE, 1,3-DIMETHYL-, CIS-	NA	NA	NA	NA	NA	NA	NA

TABLE 4-3

CHEMICAL RESULTS FOR GROUNDWATER SAMPLES, MAY-JUNE 2011
DUMP ROAD AREA
LOCKHEED MARTIN, MARTIN STATE AIRPORT, MIDDLE RIVER, MARYLAND

SAMPLE ID:	MW20S-051711-A	MW20S-051711RA-A	MW22D-060211	MW23D-060211	MW23S-060211	MW24I-060211	MW24S-060211
LABORATORY ID:	240-209-2	240-209-2	240-726-6	240-726-4	240-726-2	240-726-5	240-726-3
SAMPLE DATE:	5/17/2011	5/17/2011	6/2/2011	6/2/2011	6/2/2011	6/2/2011	6/2/2011
LOCATION:	MW20S	MW20S	MW22D	MW23D	MW23S	MW24I	MW24S
DI-SEC-BUTYL ETHER	NA	NA	NA	NA	1.9 JN	NA	NA
ISOBUTYL ALCOHOL	NA	NA	NA	NA	NA	NA	NA
METHYLCYCLOHEXANE	NA	NA	NA	NA	0.48 JN	NA	NA
N-BUTYL ETHER	NA	NA	NA	NA	1.3 JN	NA	NA
PENTANE, 2,3,3-TRIMETHYL-	NA	NA	NA	NA	1.2 JN	NA	NA
SILANOL, DIMETHYL(1,1,2-TRIMETHYLPROPYL)	NA	NA	NA	NA	NA	NA	NA
SILANOL, TRIMETHYL-	NA	NA	NA	NA	NA	NA	NA
TETRAHYDROFURAN	NA	NA	NA	NA	NA	NA	NA
THIIRANE	NA	NA	NA	NA	NA	NA	NA

TABLE 4-3

CHEMICAL RESULTS FOR GROUNDWATER SAMPLES, MAY-JUNE 2011
DUMP ROAD AREA
LOCKHEED MARTIN, MARTIN STATE AIRPORT, MIDDLE RIVER, MARYLAND

SAMPLE ID:	MW25I-060311	MW25I-060611	MW25S-060311	MW25S-060611	MW26S-053111	MW26S-053111RA	MW27D-060611
LABORATORY ID:	240-774-2	R1103161-009	240-774-3	R1103161-008	240-626-5	240-626-5	240-813-4
SAMPLE DATE:	6/3/2011	6/6/2011	6/3/2011	6/6/2011	5/31/2011	5/31/2011	6/6/2011
LOCATION:	MW25I	MW25I	MW25S	MW25S	MW26S	MW26S	MW27D
VOLATILES (ug/l)							
1,1,1-TRICHLOROETHANE	--	NA	--	NA	--	NA	--
1,1-DICHLOROETHANE	--	NA	--	NA	--	NA	--
1,1-DICHLOROETHENE	--	NA	--	NA	--	NA	--
1,2,3-TRICHLOROBENZENE	--	NA	--	NA	--	NA	--
1,2,4-TRICHLOROBENZENE	--	NA	--	NA	--	NA	--
1,2,4-TRIMETHYLBENZENE	--	NA	--	NA	--	NA	--
1,2-DICHLOROBENZENE	--	NA	--	NA	--	NA	--
1,2-DICHLOROETHANE	--	NA	--	NA	--	NA	--
1,3-DICHLOROBENZENE	--	NA	--	NA	--	NA	--
1,4-DICHLOROBENZENE	--	NA	--	NA	--	NA	--
2-BUTANONE	--	NA	--	NA	--	NA	--
ACETONE	--	NA	--	NA	13 B	NA	--
BENZENE	--	NA	--	NA	17	NA	--
CARBON DISULFIDE	--	NA	--	NA	--	NA	--
CARBON TETRACHLORIDE	--	NA	--	NA	--	NA	--
CHLOROBENZENE	--	NA	--	NA	--	NA	--
CHLOROETHANE	--	NA	--	NA	--	NA	--
CHLOROFORM	--	NA	--	NA	--	NA	--
CIS-1,2-DICHLOROETHENE	--	NA	200	NA	12	NA	--
DIISOPROPYL ETHER	--	NA	--	NA	--	NA	--
ETHANE	NA	NA	NA	NA	NA	NA	NA
ETHENE	NA	NA	NA	NA	NA	NA	NA
ETHYL TERT-BUTYL ETHER	--	NA	--	NA	--	NA	--
ETHYLBENZENE	--	NA	--	NA	--	NA	--

TABLE 4-3

CHEMICAL RESULTS FOR GROUNDWATER SAMPLES, MAY-JUNE 2011
DUMP ROAD AREA
LOCKHEED MARTIN, MARTIN STATE AIRPORT, MIDDLE RIVER, MARYLAND

SAMPLE ID:	MW25I-060311	MW25I-060611	MW25S-060311	MW25S-060611	MW26S-053111	MW26S-053111RA	MW27D-060611
LABORATORY ID:	240-774-2	R1103161-009	240-774-3	R1103161-008	240-626-5	240-626-5	240-813-4
SAMPLE DATE:	6/3/2011	6/6/2011	6/3/2011	6/6/2011	5/31/2011	5/31/2011	6/6/2011
LOCATION:	MW25I	MW25I	MW25S	MW25S	MW26S	MW26S	MW27D
ISOPROPYLBENZENE	--	NA	--	NA	--	NA	--
M+P-XYLENES	--	NA	--	NA	--	NA	--
METHANE	NA	NA	NA	NA	NA	NA	NA
METHYLENE CHLORIDE	--	NA	--	NA	--	NA	--
NAPHTHALENE	--	NA	--	NA	--	NA	--
O-XYLENE	--	NA	--	NA	--	NA	--
TERT-BUTYLBENZENE	--	NA	--	NA	--	NA	--
TERTIARY-BUTYL ALCOHOL	--	NA	--	NA	12 J	NA	--
TOLUENE	--	NA	--	NA	--	NA	--
TOTAL XYLENES	--	NA	--	NA	--	NA	--
TRANS-1,2-DICHLOROETHENE	--	NA	6.7	NA	--	NA	--
TRICHLOROETHENE	--	NA	56	NA	--	NA	--
VINYL CHLORIDE	--	NA	10	NA	35	NA	--
SEMIVOLATILES (ug/l)							
1,4-DIOXANE	--	NA	--	NA	3.1	NA	--
TOTAL METALS (ug/l)							
ANTIMONY	0.33 B	NA	0.15 B	NA	0.62 B	NA	0.16 B
ARSENIC	9.9	NA	7.3	NA	1.9 J	NA	1.1 J
BARIUM	53	NA	49	NA	1700	NA	36
BERYLLIUM	--	NA	--	NA	--	NA	--
CADMIUM	0.23 B	NA	0.091 B	NA	0.094 J	NA	--
CHROMIUM	0.76 J	NA	1.1 J	NA	2.6	NA	0.95 B
COBALT	1.1	NA	1.4	NA	1.3 B	NA	4.3
COPPER	0.82 J	NA	0.37 J	NA	1.8 J	NA	0.77 J
LEAD	0.24 B	NA	0.19 B	NA	0.42 B	NA	0.44 B

TABLE 4-3

CHEMICAL RESULTS FOR GROUNDWATER SAMPLES, MAY-JUNE 2011
DUMP ROAD AREA
LOCKHEED MARTIN, MARTIN STATE AIRPORT, MIDDLE RIVER, MARYLAND

SAMPLE ID:	MW25I-060311	MW25I-060611	MW25S-060311	MW25S-060611	MW26S-053111	MW26S-053111RA	MW27D-060611
LABORATORY ID:	240-774-2	R1103161-009	240-774-3	R1103161-008	240-626-5	240-626-5	240-813-4
SAMPLE DATE:	6/3/2011	6/6/2011	6/3/2011	6/6/2011	5/31/2011	5/31/2011	6/6/2011
LOCATION:	MW25I	MW25I	MW25S	MW25S	MW26S	MW26S	MW27D
MERCURY	--	NA	--	NA	--	NA	--
MOLYBDENUM	2.7 B	NA	1.3 B	NA	--	NA	--
NICKEL	1.2 J	NA	--	NA	--	NA	12
SELENIUM	--	NA	0.34 J	NA	1.3 J	NA	--
SILVER	0.027 J	NA	--	NA	0.075 B	NA	--
THALLIUM	0.34 B	NA	0.19 B	NA	0.3 B	NA	0.24 B
TUNGSTEN	0.36 B	NA	0.27 B	NA	1.9 J	NA	--
VANADIUM	0.97 J	NA	1.7 J	NA	3.8 J	NA	--
ZINC	3.6 J	NA	1 J	NA	--	NA	33
FILTERED METALS (ug/l)							
ANTIMONY	0.19 B	NA	0.12 B	NA	0.5 B	NA	0.11 B
ARSENIC	9.4	NA	7.2	NA	1.9 J	NA	0.92 J
BARIUM	50	NA	47	NA	1700	NA	36
BERYLLIUM	--	NA	--	NA	--	NA	--
CADMIUM	0.074 B	NA	0.058 B	NA	--	NA	--
CHROMIUM	0.54 J	NA	1.1 J	NA	2.3	NA	0.3 B
COBALT	0.79 J	NA	1.3	NA	1.3 B	NA	4.2
COPPER	0.36 J	NA	--	NA	0.92 J	NA	0.49 J
LEAD	0.14 B	NA	0.17 B	NA	0.044 B	NA	0.24 B
MERCURY	--	NA	--	NA	--	NA	--
MOLYBDENUM	1.8 B	NA	1 B	NA	--	NA	--
NICKEL	1 J	NA	--	NA	--	NA	13
SELENIUM	--	NA	0.34 J	NA	1.3 J	NA	--
SILVER	--	NA	--	NA	0.064 B	NA	--
THALLIUM	0.15 B	NA	0.16 B	NA	0.29 B	NA	0.22 B

TABLE 4-3

CHEMICAL RESULTS FOR GROUNDWATER SAMPLES, MAY-JUNE 2011
DUMP ROAD AREA
LOCKHEED MARTIN, MARTIN STATE AIRPORT, MIDDLE RIVER, MARYLAND

SAMPLE ID:	MW25I-060311	MW25I-060611	MW25S-060311	MW25S-060611	MW26S-053111	MW26S-053111RA	MW27D-060611
LABORATORY ID:	240-774-2	R1103161-009	240-774-3	R1103161-008	240-626-5	240-626-5	240-813-4
SAMPLE DATE:	6/3/2011	6/6/2011	6/3/2011	6/6/2011	5/31/2011	5/31/2011	6/6/2011
LOCATION:	MW25I	MW25I	MW25S	MW25S	MW26S	MW26S	MW27D
TUNGSTEN	0.19 B	NA	0.2 B	NA	1.8 J	NA	--
VANADIUM	0.87 J	NA	1.6 J	NA	3.1 J	NA	--
ZINC	1.9 J	NA	--	NA	--	NA	25
MISCELLANEOUS (mg/l)							
ALKALINITY	NA	NA	NA	NA	NA	NA	NA
AMMONIA-N	NA	NA	NA	NA	NA	NA	NA
CHLORIDE	NA	NA	NA	NA	NA	NA	NA
DISSOLVED ORGANIC CARBON	NA	NA	NA	NA	NA	NA	NA
NITRATE-N	NA	NA	NA	NA	NA	NA	NA
ORTHOPHOSPHATE	NA	NA	NA	NA	NA	NA	NA
SULFATE	NA	NA	NA	NA	NA	NA	NA
TOTAL DISSOLVED SOLIDS	NA	NA	NA	NA	NA	NA	NA
MISCELLANEOUS (ug/l)							
HEXAVALENT CHROMIUM	NA	--	NA	--	--	NA	--
PERCHLORATE	--	NA	--	NA	--	NA	--
PETROLEUM HYDROCARBONS (ug/l)							
DIESEL RANGE ORGANICS	NA	NA	510 J	NA	NA	3400 J	NA
GASOLINE RANGE ORGANICS	NA	NA	150	NA	68 J	NA	NA
RADIONUCLIDES (pCi/L)							
RADIUM-224/226	NA	NA	NA	NA	NA	NA	NA
RADIUM-228	NA	NA	NA	NA	NA	NA	NA
TENTATIVELY IDENTIFIED VOLATILE (ug/l)							
1,4-DIOXANE	NA	NA	NA	NA	NA	NA	NA
CYCLOHEXANE	NA	NA	NA	NA	1.6 JN	NA	NA
CYCLOHEXANE, 1,3-DIMETHYL-, CIS-	NA	NA	NA	NA	2 JN	NA	NA

TABLE 4-3

CHEMICAL RESULTS FOR GROUNDWATER SAMPLES, MAY-JUNE 2011
DUMP ROAD AREA
LOCKHEED MARTIN, MARTIN STATE AIRPORT, MIDDLE RIVER, MARYLAND

SAMPLE ID:	MW25I-060311	MW25I-060611	MW25S-060311	MW25S-060611	MW26S-053111	MW26S-053111RA	MW27D-060611
LABORATORY ID:	240-774-2	R1103161-009	240-774-3	R1103161-008	240-626-5	240-626-5	240-813-4
SAMPLE DATE:	6/3/2011	6/6/2011	6/3/2011	6/6/2011	5/31/2011	5/31/2011	6/6/2011
LOCATION:	MW25I	MW25I	MW25S	MW25S	MW26S	MW26S	MW27D
DI-SEC-BUTYL ETHER	NA	NA	NA	NA	NA	NA	NA
ISOBUTYL ALCOHOL	NA	NA	NA	NA	NA	NA	NA
METHYLCYCLOHEXANE	NA	NA	NA	NA	1 JN	NA	NA
N-BUTYL ETHER	NA	NA	NA	NA	NA	NA	NA
PENTANE, 2,3,3-TRIMETHYL-	NA	NA	NA	NA	NA	NA	NA
SILANOL, DIMETHYL(1,1,2-TRIMETHYLPROPYL)	NA	NA	NA	NA	10 R	NA	NA
SILANOL, TRIMETHYL-	NA	NA	NA	NA	NA	NA	NA
TETRAHYDROFURAN	NA	NA	NA	NA	3.2 JN	NA	NA
THIIRANE	NA	NA	NA	NA	NA	NA	NA

TABLE 4-3

CHEMICAL RESULTS FOR GROUNDWATER SAMPLES, MAY-JUNE 2011
DUMP ROAD AREA
LOCKHEED MARTIN, MARTIN STATE AIRPORT, MIDDLE RIVER, MARYLAND

SAMPLE ID:	MW27D-60611	MW28I-060611	MW29D-060911	MW30D-060811	MW31D-060811	MW32I -053111	MW32I-053111
LABORATORY ID:	9MJ5J720	240-813-7	240-979-7	240-914-5	240-914-3	R1103025-005	240-626-9
SAMPLE DATE:	6/6/2011	6/6/2011	6/9/2011	6/8/2011	6/8/2011	5/31/2011	5/31/2011
LOCATION:	MW27D	MW28I	MW29D	MW30D	MW31D	MW32I	MW32I
VOLATILES (ug/l)							
1,1,1-TRICHLOROETHANE	NA	--	--	--	--	NA	--
1,1-DICHLOROETHANE	NA	--	--	--	--	NA	--
1,1-DICHLOROETHENE	NA	--	--	--	--	NA	--
1,2,3-TRICHLOROBENZENE	NA	--	--	--	--	NA	--
1,2,4-TRICHLOROBENZENE	NA	--	--	--	--	NA	--
1,2,4-TRIMETHYLBENZENE	NA	--	--	--	--	NA	--
1,2-DICHLOROBENZENE	NA	--	--	--	--	NA	--
1,2-DICHLOROETHANE	NA	--	--	--	--	NA	--
1,3-DICHLOROBENZENE	NA	--	--	--	--	NA	--
1,4-DICHLOROBENZENE	NA	--	--	--	--	NA	--
2-BUTANONE	NA	--	--	--	--	NA	--
ACETONE	NA	--	--	--	--	NA	--
BENZENE	NA	7.8 J	--	--	--	NA	--
CARBON DISULFIDE	NA	--	--	--	--	NA	0.16 J
CARBON TETRACHLORIDE	NA	--	--	--	--	NA	--
CHLOROBENZENE	NA	--	--	--	--	NA	--
CHLOROETHANE	NA	--	--	--	--	NA	--
CHLOROFORM	NA	--	--	--	--	NA	--
CIS-1,2-DICHLOROETHENE	NA	570	--	--	--	NA	--
DIISOPROPYL ETHER	NA	--	--	--	--	NA	--
ETHANE	NA	NA	NA	NA	NA	NA	NA
ETHENE	NA	NA	NA	NA	NA	NA	NA
ETHYL TERT-BUTYL ETHER	NA	--	--	--	--	NA	--
ETHYLBENZENE	NA	--	--	--	--	NA	--

TABLE 4-3

CHEMICAL RESULTS FOR GROUNDWATER SAMPLES, MAY-JUNE 2011
DUMP ROAD AREA
LOCKHEED MARTIN, MARTIN STATE AIRPORT, MIDDLE RIVER, MARYLAND

SAMPLE ID:	MW27D-60611	MW28I-060611	MW29D-060911	MW30D-060811	MW31D-060811	MW32I -053111	MW32I-053111
LABORATORY ID:	9MJ5J720	240-813-7	240-979-7	240-914-5	240-914-3	R1103025-005	240-626-9
SAMPLE DATE:	6/6/2011	6/6/2011	6/9/2011	6/8/2011	6/8/2011	5/31/2011	5/31/2011
LOCATION:	MW27D	MW28I	MW29D	MW30D	MW31D	MW32I	MW32I
ISOPROPYLBENZENE	NA	--	--	--	--	NA	--
M+P-XYLENES	NA	--	--	--	--	NA	--
METHANE	NA	NA	NA	NA	NA	NA	NA
METHYLENE CHLORIDE	NA	--	--	--	--	NA	--
NAPHTHALENE	NA	--	--	--	--	NA	--
O-XYLENE	NA	--	--	--	--	NA	--
TERT-BUTYLBENZENE	NA	--	--	--	--	NA	--
TERTIARY-BUTYL ALCOHOL	NA	--	--	--	--	NA	--
TOLUENE	NA	--	--	--	--	NA	--
TOTAL XYLENES	NA	--	--	--	--	NA	--
TRANS-1,2-DICHLOROETHENE	NA	--	--	--	--	NA	--
TRICHLOROETHENE	NA	1100	--	--	--	NA	--
VINYL CHLORIDE	NA	72	--	--	--	NA	--
SEMIVOLATILES (ug/l)							
1,4-DIOXANE	NA	--	--	--	--	NA	--
TOTAL METALS (ug/l)							
ANTIMONY	NA	0.11 B	0.14 B	0.14 B	0.26 B	NA	0.32 B
ARSENIC	NA	26	--	--	0.97 J	NA	1.6 J
BARIUM	NA	30	4.7 J	6.7	57	NA	100
BERYLLIUM	NA	0.21 J	--	--	--	NA	0.41 J
CADMIUM	NA	--	--	--	0.046 J	NA	0.61 J
CHROMIUM	NA	1.2 B	0.5 B	0.38 B	1.4 B	NA	2.3 J
COBALT	NA	59	1.4	4.8 J	5.2 J	NA	83 J
COPPER	NA	--	0.64 J	4.9 J	2.7 J	NA	36 J
LEAD	NA	0.2 B	0.21 B	0.32 B	0.7 B	NA	0.86 B

TABLE 4-3

CHEMICAL RESULTS FOR GROUNDWATER SAMPLES, MAY-JUNE 2011
DUMP ROAD AREA
LOCKHEED MARTIN, MARTIN STATE AIRPORT, MIDDLE RIVER, MARYLAND

SAMPLE ID:	MW27D-60611	MW28I-060611	MW29D-060911	MW30D-060811	MW31D-060811	MW32I -053111	MW32I-053111
LABORATORY ID:	9MJ5J720	240-813-7	240-979-7	240-914-5	240-914-3	R1103025-005	240-626-9
SAMPLE DATE:	6/6/2011	6/6/2011	6/9/2011	6/8/2011	6/8/2011	5/31/2011	5/31/2011
LOCATION:	MW27D	MW28I	MW29D	MW30D	MW31D	MW32I	MW32I
MERCURY	NA	--	--	--	--	NA	--
MOLYBDENUM	NA	--	--	--	0.95 B	NA	--
NICKEL	NA	70	1.9 J	5.9 J	6 J	NA	30 J
SELENIUM	NA	0.44 J	--	--	--	NA	--
SILVER	NA	--	--	--	--	NA	0.079 B
THALLIUM	NA	0.23 B	0.3 B	0.29 B	0.28 B	NA	0.27 B
TUNGSTEN	NA	--	0.25 B	0.17 B	0.27 B	NA	0.32 B
VANADIUM	NA	1.2 J	--	--	0.35 J	NA	3.3 J
ZINC	NA	26	5.6 J	13 J	1300 J	NA	330 J
FILTERED METALS (ug/l)							
ANTIMONY	NA	0.11 B	0.13 B	0.13 B	0.24 B	NA	0.32 B
ARSENIC	NA	26 J	--	--	0.94 J	NA	1.6 J
BARIUM	NA	30	4.1 J	6.6	57	NA	100
BERYLLIUM	NA	0.25 J	--	--	--	NA	0.39 J
CADMIUM	NA	--	--	--	--	NA	0.6 J
CHROMIUM	NA	1 B	0.54 B	0.25 B	1.1 B	NA	2.3 J
COBALT	NA	60	1.4	4.7	5.1	NA	83 J
COPPER	NA	--	1.8 J	4.2	2.1	NA	36 J
LEAD	NA	0.2 B	0.2 B	0.28 B	0.37 B	NA	0.86 B
MERCURY	NA	--	--	--	--	NA	--
MOLYBDENUM	NA	--	--	--	0.85 B	NA	--
NICKEL	NA	74	2	5.8	6.8	NA	30 J
SELENIUM	NA	0.44 J	--	--	--	NA	0.33 J
SILVER	NA	--	--	--	--	NA	0.074 B
THALLIUM	NA	0.22 B	0.3 B	0.29 B	0.27 B	NA	0.27 B

TABLE 4-3

CHEMICAL RESULTS FOR GROUNDWATER SAMPLES, MAY-JUNE 2011
DUMP ROAD AREA
LOCKHEED MARTIN, MARTIN STATE AIRPORT, MIDDLE RIVER, MARYLAND

SAMPLE ID:	MW27D-60611	MW28I-060611	MW29D-060911	MW30D-060811	MW31D-060811	MW32I -053111	MW32I-053111
LABORATORY ID:	9MJ5J720	240-813-7	240-979-7	240-914-5	240-914-3	R1103025-005	240-626-9
SAMPLE DATE:	6/6/2011	6/6/2011	6/9/2011	6/8/2011	6/8/2011	5/31/2011	5/31/2011
LOCATION:	MW27D	MW28I	MW29D	MW30D	MW31D	MW32I	MW32I
TUNGSTEN	NA	--	0.25 B	--	0.2 B	NA	0.29 B
VANADIUM	NA	1.3 J	--	--	--	NA	3.2 J
ZINC	NA	30	8.4 J	12 J	910	NA	330 J
MISCELLANEOUS (mg/l)							
ALKALINITY	NA	NA	NA	NA	NA	NA	NA
AMMONIA-N	NA	NA	NA	NA	NA	NA	NA
CHLORIDE	NA	NA	NA	NA	NA	NA	NA
DISSOLVED ORGANIC CARBON	NA	NA	NA	NA	NA	NA	NA
NITRATE-N	NA	NA	NA	NA	NA	NA	NA
ORTHOPHOSPHATE	NA	NA	NA	NA	NA	NA	NA
SULFATE	NA	NA	NA	NA	NA	NA	NA
TOTAL DISSOLVED SOLIDS	NA	NA	NA	NA	NA	NA	NA
MISCELLANEOUS (ug/l)							
HEXAVALENT CHROMIUM	NA	--	NA	0.02 L	--	--	NA
PERCHLORATE	NA	--	--	--	--	NA	--
PETROLEUM HYDROCARBONS (ug/l)							
DIESEL RANGE ORGANICS	NA	NA	NA	NA	NA	NA	NA
GASOLINE RANGE ORGANICS	NA	NA	NA	NA	NA	NA	NA
RADIONUCLIDES (pCi/L)							
RADIUM-224/226	0.273 J	NA	--	NA	NA	NA	NA
RADIUM-228	--	NA	--	NA	NA	NA	NA
TENTATIVELY IDENTIFIED VOLATILE (ug/l)							
1,4-DIOXANE	NA	NA	NA	NA	NA	NA	NA
CYCLOHEXANE	NA	NA	NA	NA	NA	NA	NA
CYCLOHEXANE, 1,3-DIMETHYL-, CIS-	NA	NA	NA	NA	NA	NA	NA

TABLE 4-3

CHEMICAL RESULTS FOR GROUNDWATER SAMPLES, MAY-JUNE 2011
DUMP ROAD AREA
LOCKHEED MARTIN, MARTIN STATE AIRPORT, MIDDLE RIVER, MARYLAND

SAMPLE ID:	MW27D-60611	MW28I-060611	MW29D-060911	MW30D-060811	MW31D-060811	MW32I -053111	MW32I-053111
LABORATORY ID:	9MJ5J720	240-813-7	240-979-7	240-914-5	240-914-3	R1103025-005	240-626-9
SAMPLE DATE:	6/6/2011	6/6/2011	6/9/2011	6/8/2011	6/8/2011	5/31/2011	5/31/2011
LOCATION:	MW27D	MW28I	MW29D	MW30D	MW31D	MW32I	MW32I
DI-SEC-BUTYL ETHER	NA	NA	NA	NA	NA	NA	NA
ISOBUTYL ALCOHOL	NA	NA	NA	NA	NA	NA	NA
METHYLCYCLOHEXANE	NA	NA	NA	NA	NA	NA	NA
N-BUTYL ETHER	NA	NA	NA	NA	NA	NA	NA
PENTANE, 2,3,3-TRIMETHYL-	NA	NA	NA	NA	NA	NA	NA
SILANOL, DIMETHYL(1,1,2-TRIMETHYLPROPYL)	NA	NA	NA	NA	NA	NA	NA
SILANOL, TRIMETHYL-	NA	NA	NA	NA	NA	NA	1.5 R
TETRAHYDROFURAN	NA	NA	NA	NA	NA	NA	NA
THIIRANE	NA	NA	NA	NA	NA	NA	1 JN

TABLE 4-3

CHEMICAL RESULTS FOR GROUNDWATER SAMPLES, MAY-JUNE 2011
DUMP ROAD AREA
LOCKHEED MARTIN, MARTIN STATE AIRPORT, MIDDLE RIVER, MARYLAND

SAMPLE ID:	MW32S-053111	MSA-MW33I-052611	MSA-MW33S-052611	MW34I-060911	MW34S-060911
LABORATORY ID:	240-626-7	240-569-5	240-569-4	240-979-3	240-979-2
SAMPLE DATE:	5/31/2011	5/26/2011	5/26/2011	6/9/2011	6/9/2011
LOCATION:	MW32S	MSA-MW33I	MSA-MW33S	MW34I	MW34S
VOLATILES (ug/l)					
1,1,1-TRICHLOROETHANE	--	--	--	--	--
1,1-DICHLOROETHANE	--	--	--	--	--
1,1-DICHLOROETHENE	--	--	--	--	--
1,2,3-TRICHLOROBENZENE	--	--	--	--	--
1,2,4-TRICHLOROBENZENE	--	--	--	--	--
1,2,4-TRIMETHYLBENZENE	--	--	--	--	--
1,2-DICHLOROBENZENE	--	--	--	--	--
1,2-DICHLOROETHANE	--	--	--	1.4	0.34 J
1,3-DICHLOROBENZENE	--	--	--	--	--
1,4-DICHLOROBENZENE	--	--	--	--	--
2-BUTANONE	--	--	--	--	--
ACETONE	--	--	--	--	--
BENZENE	--	--	--	1.5	0.17 J
CARBON DISULFIDE	--	--	--	--	--
CARBON TETRACHLORIDE	--	--	--	--	--
CHLOROBENZENE	--	--	--	0.19 J	--
CHLOROETHANE	--	--	--	--	--
CHLOROFORM	--	--	--	--	--
CIS-1,2-DICHLOROETHENE	--	--	3.4	3.5	2.2
DIISOPROPYL ETHER	--	--	--	--	--
ETHANE	NA	NA	NA	NA	NA
ETHENE	NA	NA	NA	NA	NA
ETHYL TERT-BUTYL ETHER	--	--	--	--	--
ETHYLBENZENE	--	--	--	--	--

TABLE 4-3

CHEMICAL RESULTS FOR GROUNDWATER SAMPLES, MAY-JUNE 2011
DUMP ROAD AREA
LOCKHEED MARTIN, MARTIN STATE AIRPORT, MIDDLE RIVER, MARYLAND

SAMPLE ID:	MW32S-053111	MSA-MW33I-052611	MSA-MW33S-052611	MW34I-060911	MW34S-060911
LABORATORY ID:	240-626-7	240-569-5	240-569-4	240-979-3	240-979-2
SAMPLE DATE:	5/31/2011	5/26/2011	5/26/2011	6/9/2011	6/9/2011
LOCATION:	MW32S	MSA-MW33I	MSA-MW33S	MW34I	MW34S
ISOPROPYLBENZENE	--	--	--	--	--
M+P-XYLENES	--	--	--	7.2	--
METHANE	NA	NA	NA	NA	NA
METHYLENE CHLORIDE	--	--	--	--	--
NAPHTHALENE	--	--	--	--	--
O-XYLENE	--	--	--	2.4	--
TERT-BUTYLBENZENE	--	--	--	--	--
TERTIARY-BUTYL ALCOHOL	--	--	--	--	--
TOLUENE	--	--	--	--	--
TOTAL XYLENES	--	--	--	9.6	--
TRANS-1,2-DICHLOROETHENE	--	--	--	--	--
TRICHLOROETHENE	--	--	5.3	--	--
VINYL CHLORIDE	--	--	--	32	1.2
SEMIVOLATILES (ug/l)					
1,4-DIOXANE	--	--	--	--	--
TOTAL METALS (ug/l)					
ANTIMONY	0.2 B	0.93 B	0.93 B	0.29 B	0.15 B
ARSENIC	2.4 J	0.95 J	2.8 J	3 J	1.3 J
BARIUM	35	58	51	48	67
BERYLLIUM	1.1	--	--	--	0.48 J
CADMIUM	0.35 J	--	0.18 J	--	--
CHROMIUM	2.2 J	0.65 B	1.1 J	1.2 J	0.93 B
COBALT	110 J	4.8 J	3.9	11	96
COPPER	0.32 J	9.4	9	3.1	2.1
LEAD	0.12 B	0.31 B	0.38 B	0.49 B	0.24 B

TABLE 4-3

CHEMICAL RESULTS FOR GROUNDWATER SAMPLES, MAY-JUNE 2011
DUMP ROAD AREA
LOCKHEED MARTIN, MARTIN STATE AIRPORT, MIDDLE RIVER, MARYLAND

SAMPLE ID:	MW32S-053111	MSA-MW33I-052611	MSA-MW33S-052611	MW34I-060911	MW34S-060911
LABORATORY ID:	240-626-7	240-569-5	240-569-4	240-979-3	240-979-2
SAMPLE DATE:	5/31/2011	5/26/2011	5/26/2011	6/9/2011	6/9/2011
LOCATION:	MW32S	MSA-MW33I	MSA-MW33S	MW34I	MW34S
MERCURY	--	--	--	--	--
MOLYBDENUM	--	0.65 J	1 J	--	0.43 B
NICKEL	37 J	6.7	6.7	2.1	130
SELENIUM	0.78 J	--	--	--	--
SILVER	0.063 B	0.13 B	0.17 B	--	--
THALLIUM	0.28 B	0.24 B	0.25 B	0.28 B	0.35 B
TUNGSTEN	0.32 B	0.28 B	0.29 B	0.28 B	0.33 B
VANADIUM	2.5 J	1.5 B	2.4 J	--	6.3 J
ZINC	120 J	290 J	2600	14 J	120 L
FILTERED METALS (ug/l)					
ANTIMONY	0.19 B	0.96 B	0.85 B	0.13 B	0.15 B
ARSENIC	2.6 J	0.99 J	2.7 J	0.59 J	1.3 J
BARIUM	37	63	49	61	68
BERYLLIUM	1.1	--	--	2.4	0.46 J
CADMIUM	0.38 J	--	0.18 J	--	--
CHROMIUM	2.2 J	0.53 B	0.98 J	0.79 B	0.93 B
COBALT	120 J	5.2	4	220	96
COPPER	0.39 J	10	9	3.9	0.5 J
LEAD	0.081 B	0.14 B	0.2 B	0.27 B	0.21 B
MERCURY	--	--	--	--	--
MOLYBDENUM	--	0.65 J	1 J	--	--
NICKEL	41 J	7.8	4	310	130
SELENIUM	0.89 J	--	--	--	--
SILVER	0.06 B	0.093 B	0.12 B	--	--
THALLIUM	0.28 B	0.24 B	0.25 B	0.31 B	0.29 B

TABLE 4-3

CHEMICAL RESULTS FOR GROUNDWATER SAMPLES, MAY-JUNE 2011
DUMP ROAD AREA
LOCKHEED MARTIN, MARTIN STATE AIRPORT, MIDDLE RIVER, MARYLAND

SAMPLE ID:	MW32S-053111	MSA-MW33I-052611	MSA-MW33S-052611	MW34I-060911	MW34S-060911
LABORATORY ID:	240-626-7	240-569-5	240-569-4	240-979-3	240-979-2
SAMPLE DATE:	5/31/2011	5/26/2011	5/26/2011	6/9/2011	6/9/2011
LOCATION:	MW32S	MSA-MW33I	MSA-MW33S	MW34I	MW34S
TUNGSTEN	0.3 B	0.27 B	0.28 B	0.21 B	0.3 B
VANADIUM	2.6 J	1.3 B	2.1 J	--	5.6 J
ZINC	110 J	220	2400 J	410	120
MISCELLANEOUS (mg/l)					
ALKALINITY	NA	NA	NA	NA	NA
AMMONIA-N	NA	NA	NA	NA	NA
CHLORIDE	NA	NA	NA	NA	NA
DISSOLVED ORGANIC CARBON	NA	NA	NA	NA	NA
NITRATE-N	NA	NA	NA	NA	NA
ORTHOPHOSPHATE	NA	NA	NA	NA	NA
SULFATE	NA	NA	NA	NA	NA
TOTAL DISSOLVED SOLIDS	NA	NA	NA	NA	NA
MISCELLANEOUS (ug/l)					
HEXAVALENT CHROMIUM	--	0.051	--	NA	NA
PERCHLORATE	--	--	--	--	--
PETROLEUM HYDROCARBONS (ug/l)					
DIESEL RANGE ORGANICS	710 B	NA	260 B	NA	--
GASOLINE RANGE ORGANICS	--	NA	51 J	NA	46 B
RADIONUCLIDES (pCi/L)					
RADIUM-224/226	NA	NA	NA	NA	NA
RADIUM-228	NA	NA	NA	NA	NA
TENTATIVELY IDENTIFIED VOLATILE (ug/l)					
1,4-DIOXANE	NA	NA	NA	NA	NA
CYCLOHEXANE	NA	NA	NA	NA	NA
CYCLOHEXANE, 1,3-DIMETHYL-, CIS-	NA	NA	NA	NA	NA

TABLE 4-3

CHEMICAL RESULTS FOR GROUNDWATER SAMPLES, MAY-JUNE 2011
DUMP ROAD AREA
LOCKHEED MARTIN, MARTIN STATE AIRPORT, MIDDLE RIVER, MARYLAND

SAMPLE ID:	MW32S-053111	MSA-MW33I-052611	MSA-MW33S-052611	MW34I-060911	MW34S-060911
LABORATORY ID:	240-626-7	240-569-5	240-569-4	240-979-3	240-979-2
SAMPLE DATE:	5/31/2011	5/26/2011	5/26/2011	6/9/2011	6/9/2011
LOCATION:	MW32S	MSA-MW33I	MSA-MW33S	MW34I	MW34S
DI-SEC-BUTYL ETHER	NA	NA	NA	NA	NA
ISOBUTYL ALCOHOL	NA	NA	NA	NA	NA
METHYLCYCLOHEXANE	NA	NA	NA	NA	NA
N-BUTYL ETHER	NA	NA	NA	NA	NA
PENTANE, 2,3,3-TRIMETHYL-	NA	NA	NA	NA	NA
SILANOL, DIMETHYL(1,1,2-TRIMETHYLPROPYL)	NA	NA	NA	NA	NA
SILANOL, TRIMETHYL-	NA	NA	NA	NA	NA
TETRAHYDROFURAN	NA	NA	NA	--	NA
THIIRANE	NA	NA	NA	NA	NA

MDE - Maryland Department of the Environment, June 2008.

-- - Not detected at listed detection limit.

B - Laboratory blank contamination.

J - Positive result is considered estimated as a result of technical noncompliance.

Grey shaded concentrations exceed criteria.

NA - Not available/analyzed.

ug/l - micrograms per liter.

mg/l - millgrams per liter.

pCi/L - picoCuries per liter

TABLE 4-4

VOLATILE ORGANIC COMPOUNDS, DEGRADATION PRODUCTS, AND NATURAL ATTENUATION ANALYSIS PARAMETERS, MAY-JUNE 2011
DUMP ROAD AREA,
LOCKHEED MARTIN, MARTIN STATE AIRPORT, MIDDLE RIVER, MARYLAND

Analyte	Favorable Degradation Criteria	DMW9D-060611		DMW9I-060611		DMW9S-060611		DMW11S-060911		MW18I-060611		MW18S-060611	
VOLATILES (ug/L)													
Chlorinated Parent Products													
TETRACHLOROETHENE		--		--		--		--		--		--	
CARBON TETRACHLORIDE		--		32	J	--		--		--		--	
TRICHLOROETHENE	Parent product or from degradation of PCE	2800		700		790	J	12,000		11000		2500	
1,1,1-TRICHLOROETHANE		--		--		--		--		--		--	
Degradation Products													
1,1-DICHLOROETHANE	From degradation of TCA	--		--		--		--		--		--	
1,1-DICHLOROETHENE	From degradation of TCE	--		--		--		--		--		--	
1,2-DICHLOROETHANE	From degradation of TCA	--		--		--		--		--		--	
CIS-1,2-DICHLOROETHENE	From degradation of TCE	380		1800		12000		23,000		1300		280	
TRANS-1,2-DICHLOROETHENE	From degradation of TCE	--		--		--		--		--		--	
VINYL CHLORIDE	From degradation of DCE	43	J	830		18000		4,500		620		110	
CHLOROFORM	From degradation of carbon tetrachloride	180		17	J	--		270		--		--	
CHLOROMETHANE	From degradation of chloroform	--		--		--		--		--		--	
CHLOROETHANE	From degradation of vinyl chloride	--		--		--		--		--		--	
METHANE	>500; Ultimate reduction daughter product	290		870		1800		380		910		480	
ETHANE	>100; Ultimate reduction daughter product	--		5.9		61		44		8.1		2.4	
ETHENE	>10; Ultimate reduction daughter product	8.2		98		--		190		67		12	
Petroleum-Related VOCs													
BENZENE	> 100; Carbon and energy source for degradation	24	J	20	J	390	J	--		--		--	
TOLUENE	> 100; Carbon and energy source for degradation	--		--		4200		730		--		--	
ETHYLBENZENE	> 100; Carbon and energy source for degradation	--		--		1400		--		--		--	
TOTAL XYLENES	> 100; Carbon and energy source for degradation	--		--		17000		--		--		--	
MISCELLANEOUS (mg/L or as noted)													
ALKALINITY	> 2x background [(1)]	7.9		93		400		160		28		160	
AMMONIA-N		0.059	J	3		3.7		0.91		2.2		8.6	
CHLORIDE	> 2x background [(1)]	48		120		220		49		280		430	
DISSOLVED ORGANIC CARBON	>20	2.3		5		21		11		96		35	

TABLE 4-4

VOLATILE ORGANIC COMPOUNDS, DEGRADATION PRODUCTS, AND NATURAL ATTENUATION ANALYSIS PARAMETERS, MAY-JUNE 2011
DUMP ROAD AREA,
LOCKHEED MARTIN, MARTIN STATE AIRPORT, MIDDLE RIVER, MARYLAND

Analyte	Favorable Degradation Criteria	DMW9D-060611		DMW9I-060611		DMW9S-060611		DMW11S-060911		MW18I-060611		MW18S-060611	
NITRATE-N	<1	--		--		0.039	J	--		--		0.36	
NITRITE-N		--		--		--		--		--		--	
ORTHOPHOSPHATE-P		--		--		0.2	J	--		--		0.19	J
SULFATE	<20	69		250		120		130		490		1500	
TOTAL DISSOLVED SOLIDS		210		660		960		510		1200		2900	
PH (STANDARD UNITS)	5 - 9	4.83		5.81		6.33		NA		5.16		6.11	
OXIDATION-REDUCTION POTENTIAL (mV)	<50 or <-100	128		49		-78		NA		121		-41	
DISSOLVED OXYGEN (FIELD METER)	<0.5	1.09		0.63		4.47		NA		0.42		0.79	
TEMPERATURE (DEGREES CELCIUS)	>20	17.88		21.95		26.49		NA		19.60		16.26	

-- - Not detected.
J - Positive result is considered estimated as a result of technical noncompliance.
mg/L - milligrams per liter
mV - milliVolts
NA - Not analyzed

DCE = dichloroethene
PCE = tetrachloroethene
TCA = trichloroethane
TCE = trichloroethene

TABLE 4-5

METALS EXCEEDING MARYLAND GROUNDWATER STANDARDS, MAY-JUNE, 2011
DUMP ROAD AREA
LOCKHEED MARTIN, MARTIN STATE AIRPORT, MIDDLE RIVER, MARYLAND

ANALYTE	MDE Groundwater Standard[1] (ug/L)	Total Metals Samples			Filtered Metals Samples		
		Detections Exceeding Standard		Maximum Concentration (ug/L)	Detections Exceeding Standard		Maximum Concentration (ug/L)
		(Quantity)	(Percent)[2]		(Quantity)	(Percent)[2]	
VANADIUM	3.7	20	30.8%	89	12	18.5%	140
CADMIUM	5	16	24.6%	820	15	23.1%	750
NICKEL	73	15	23.1%	290	15	23.1%	720
ARSENIC	10	8	12.3%	41	7	10.8%	31
BERYLLIUM	4	6	9.2%	7.9	5	7.7%	7.6
LEAD	15	2	3.1%	26	0	0.0%	4.1
MERCURY	2	2	3.1%	5.2	0	0.0%	0.95
CHROMIUM	100	1	1.5%	190	1	1.5%	160
ANTIMONY	6	0	0.0%	1.4	0	0.0%	--
BARIUM	2,000	0	0.0%	1700	0	0.0%	1700
COPPER	1,300	0	0.0%	170	0	0.0%	290
HEXAVALENT CHROMIUM	100	0	0.0%	0.051	NA	NA	NA
SELENIUM	50	0	0.0%	21	0	0.0%	23
SILVER	100	0	0.0%	0.51	0	0.0%	--
THALLIUM	2	0	0.0%	--	0	0.0%	--
ZINC	5,000	0	0.0%	2,700	0	0.0%	2,800

1 Maryland Department of the Environment Soil and Groundwater Standards, Interim Final 2.1, June 2008.

2 Total number of samples is 65 for listed analytes except hexavalent chromium. Total number of hexavalent chromium samples is 58.

ug/L - micrograms per liter (i.e. parts per billion)

NA = Not analyzed

-- Not detected.

Map Document: (K:\GProject\MartinStateAirport-LMC\MapDocs\MXD\Maps\Groundwater contours Upper Surficial aquifer July 2011.mxd)
9/28/2011 -- 12:04:26 PM

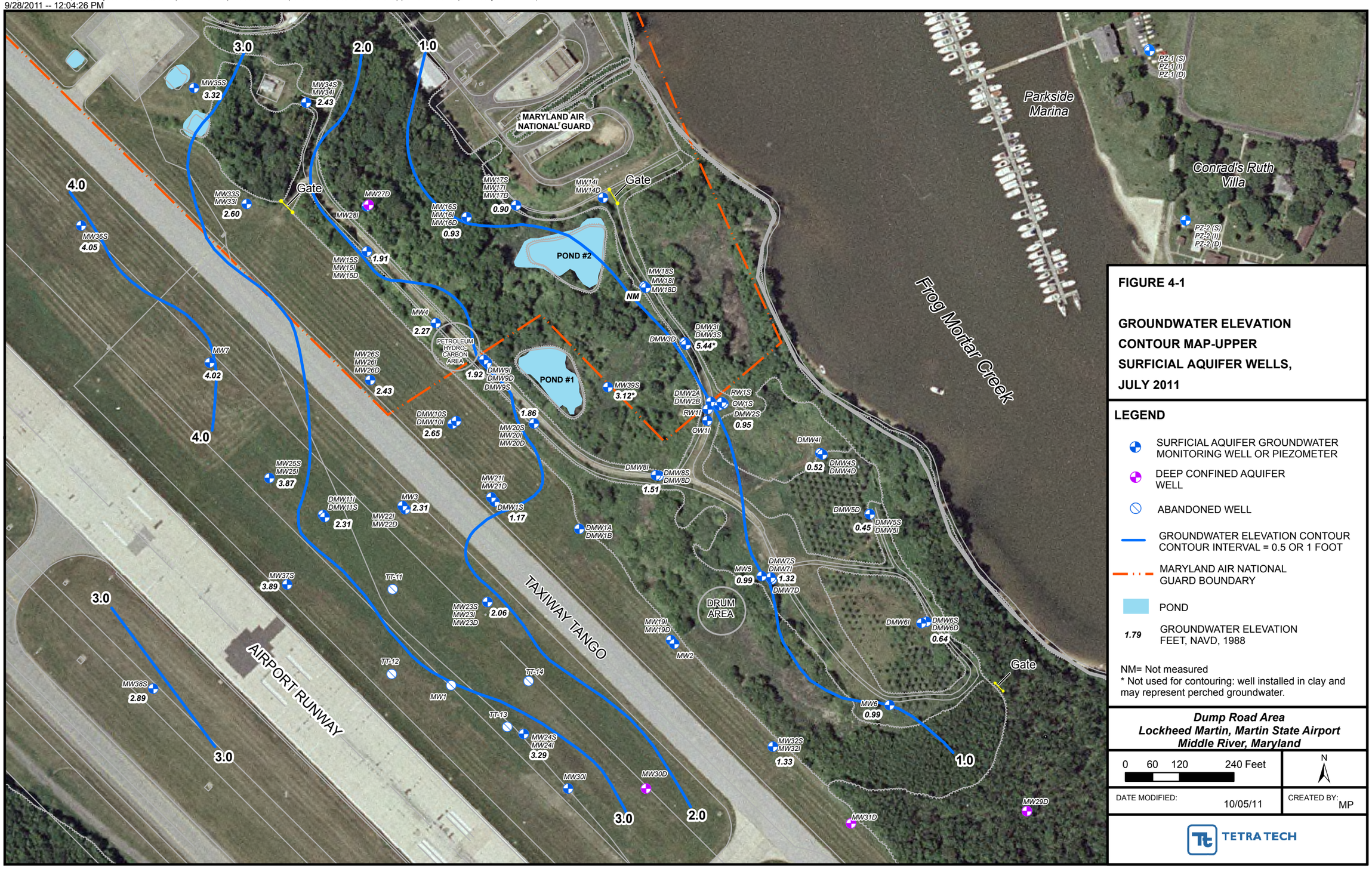

FIGURE 4-1

GROUNDWATER ELEVATION CONTOUR MAP-UPPER SURFICIAL AQUIFER WELLS, JULY 2011

LEGEND

- SURFICIAL AQUIFER GROUNDWATER MONITORING WELL OR PIEZOMETER
- DEEP CONFINED AQUIFER WELL
- ABANDONED WELL
- GROUNDWATER ELEVATION CONTOUR CONTOUR INTERVAL = 0.5 OR 1 FOOT
- MARYLAND AIR NATIONAL GUARD BOUNDARY
- POND
- *1.79* GROUNDWATER ELEVATION FEET, NAVD, 1988

NM= Not measured
* Not used for contouring: well installed in clay and may represent perched groundwater.

Dump Road Area
Lockheed Martin, Martin State Airport
Middle River, Maryland

0 60 120 240 Feet

N

DATE MODIFIED: 10/05/11

CREATED BY: MP

TETRA TECH

Map Document: (K:\GProject\MartinStateAirport-LMC\MapDocs\MXD\Maps\Groundwater contours Intermediate Surficial aquifer July 2011.mxd)
9/28/2011 -- 3:31:27 PM



FIGURE 4-2

GROUNDWATER ELEVATION CONTOUR MAP-INTERMEDIATE SURFICIAL AQUIFER WELLS, JULY 2011

LEGEND

- SURFICIAL AQUIFER GROUNDWATER MONITORING WELL OR PIEZOMETER
- DEEP CONFINED AQUIFER WELL
- ABANDONED WELL
- GROUNDWATER ELEVATION CONTOUR CONTOUR INTERVAL = 0.5 FOOT
- MARYLAND AIR NATIONAL GUARD BOUNDARY
- POND
- 1.24 GROUNDWATER ELEVATION FEET, NAVD, 1988

NM= Not measured

Dump Road Area
Lockheed Martin, Martin State Airport
Middle River, Maryland

0 60 120 240 Feet

N

DATE MODIFIED: 10/05/11

CREATED BY: MP

TETRA TECH

Map Document: (K:\GProject\MartinStateAirport-LMC\MapDocs\MXD\Maps\Groundwater contours Lower Surficial aquifer July 2011.mxd)
9/28/2011 -- 5:01:37 PM



FIGURE 4-3

GROUNDWATER ELEVATION CONTOUR MAP-LOWER SURFICIAL AQUIFER WELLS, JULY 2011

LEGEND

- SURFICIAL AQUIFER GROUNDWATER MONITORING WELL OR PIEZOMETER
- DEEP CONFINED AQUIFER WELL
- ABANDONED WELL
- GROUNDWATER ELEVATION CONTOUR CONTOUR INTERVAL = 0.5 FOOT
- 1.61 GROUNDWATER ELEVATION FEET, NAVD, 1988
- MARYLAND AIR NATIONAL GUARD BOUNDARY
- POND

Dump Road Area
Lockheed Martin, Martin State Airport
Middle River, Maryland

0 60 120 240 Feet

N

DATE MODIFIED: 10/05/11

CREATED BY: MP

TETRA TECH

Map Document: (K:\GProject\MartinStateAirport-LMC\MapDocs\MXD\Maps\Groundwater contours Deep Confined aquifer July 2011.mxd)
8/23/2011 -- 5:11:16 PM

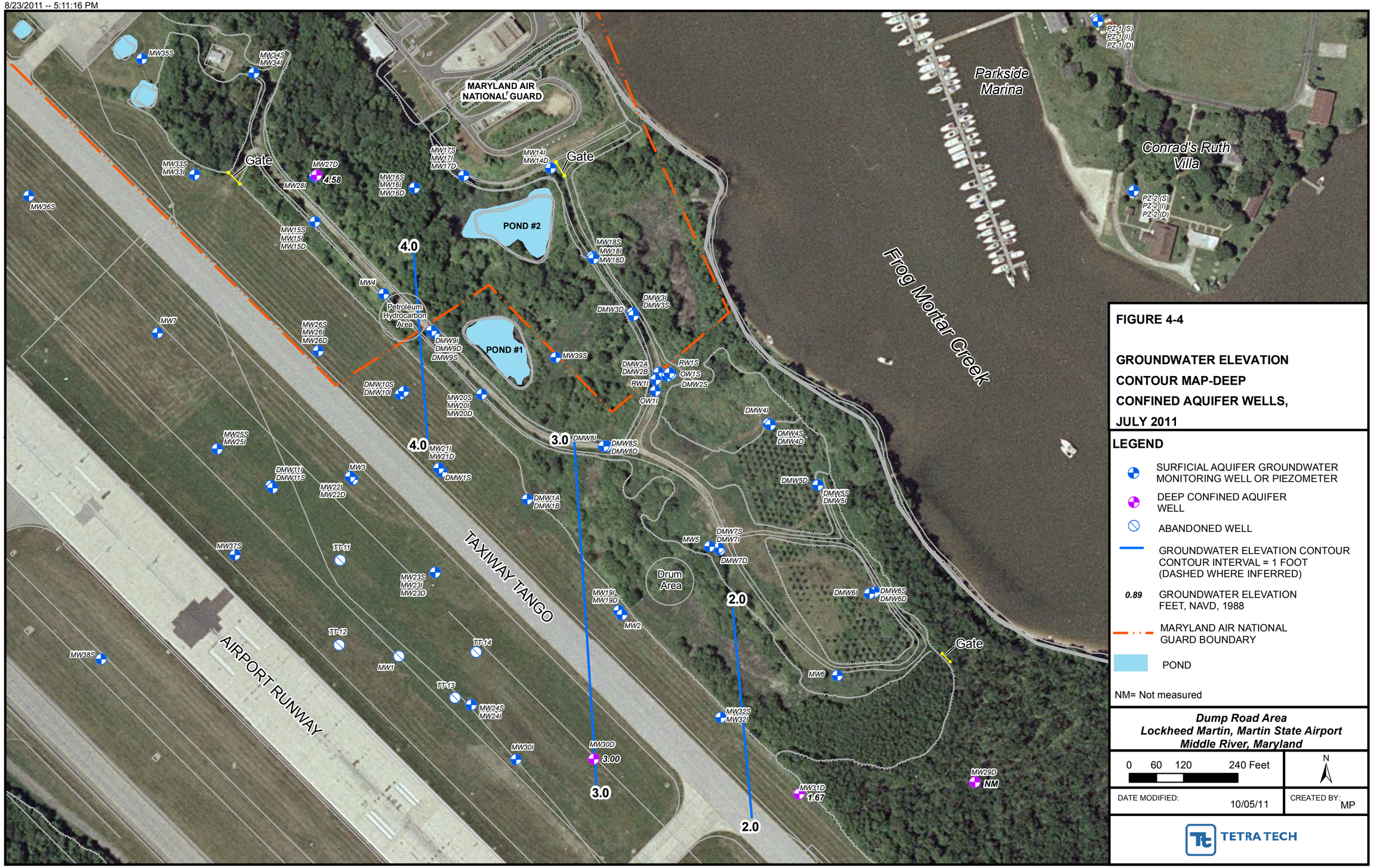

FIGURE 4-4

GROUNDWATER ELEVATION CONTOUR MAP-DEEP CONFINED AQUIFER WELLS, JULY 2011

LEGEND

- SURFICIAL AQUIFER GROUNDWATER MONITORING WELL OR PIEZOMETER
- DEEP CONFINED AQUIFER WELL
- ABANDONED WELL
- GROUNDWATER ELEVATION CONTOUR CONTOUR INTERVAL = 1 FOOT (DASHED WHERE INFERRED)
- *0.89* GROUNDWATER ELEVATION FEET, NAVD, 1988
- MARYLAND AIR NATIONAL GUARD BOUNDARY
- POND

NM= Not measured

Dump Road Area
Lockheed Martin, Martin State Airport
Middle River, Maryland

0 60 120 240 Feet

N

DATE MODIFIED: 10/05/11

CREATED BY: MP

TETRA TECH

Map Document: (K:\GProject\MartinStateAirport-LMC\MapDocs\MXD\Maps\Groundwater monitoring well locs Shallow Aquifer VOCs May June2011 Tags.mxd)
10/11/2011 -- 4:00:10 PM



FIGURE 4-5

TRICHLOROETHENE, CIS-1,2-DICHLOROETHENE AND VINYL CHLORIDE DETECTED IN GROUNDWATER-UPPER SURFICIAL AQUIFER, MAY-JUNE 2011

LEGEND

- SURFICIAL AQUIFER GROUNDWATER MONITORING WELL OR PIEZOMETER SAMPLED
- DEEP CONFINED AQUIFER WELL (SAMPLED)
- ABANDONED WELL
- WELL OR PIEZOMETER NOT SAMPLED FOR VOCS THIS ROUND
- MARYLAND AIR NATIONAL GUARD BOUNDARY
- POND
- J ESTIMATED VALUE BELOW REPORTING LIMIT
- L RESULT IS BIASED LOW
- CONCENTRATION IN RED EXCEEDS THE STANDARD

Well ID	
Analyte	Concentration In Micrograms Per Liter (ug/L)

TCE = Trichloroethene (standard = 5 ug/L)
c-12DCE = cis-1,2-Dichloroethene (standard = 70 ug/L)
VC = Vinyl chloride (standard = 2 ug/L)

For upper surficial aquifer or "S" wells sampled, the absence of a results tag or any of the three VOCs within a results tag indicate those VOCs/VOC were not detected.

Dump Road Area
Lockheed Martin, Martin State Airport
Middle River, Maryland

0 60 120 240 Feet

N

DATE MODIFIED: 10/11/11

CREATED BY: MP

TETRA TECH

Map Document: (K:\GProject\MartinStateAirport-LMC\MapDocs\MXD\Maps\Groundwater monitoring well locs Intermediate Aquifer VOCs May June2011 Tags.mxd)
10/11/2011 -- 4:53:17 PM



FIGURE 4-6

TRICHLOROETHENE, CIS-1,2-DICHLOROETHENE AND VINYL CHLORIDE DETECTED IN GROUNDWATER-INTERMEDIATE SURFICIAL AQUIFER, MAY-JUNE 2011

LEGEND

- SURFICIAL AQUIFER GROUNDWATER MONITORING WELL OR PIEZOMETER SAMPLED
- DEEP CONFINED AQUIFER WELL (SAMPLED)
- ABANDONED WELL
- WELL OR PIEZOMETER NOT SAMPLED FOR VOCS THIS ROUND
- MARYLAND AIR NATIONAL GUARD BOUNDARY
- POND
- J ESTIMATED VALUE BELOW REPORTING LIMIT
- L RESULT IS BIASED LOW
- CONCENTRATION IN RED EXCEEDS THE STANDARD

Well ID	
Analyte	Concentration In Micrograms Per Liter (ug/L)

TCE = Trichloroethene (standard = 5 ug/L)
c-12DCE = cis-1,2-Dichloroethene (standard = 70 ug/L)
VC = Vinyl chloride (standard = 2 ug/L)

For intermediate surficial aquifer or "I" wells sampled, the absence of a results tag or any of the three VOCs within a results tag indicate those VOCs/VOC were not detected.

Dump Road Area
Lockheed Martin, Martin State Airport
Middle River, Maryland

0 60 120 240 Feet

N

DATE MODIFIED: 10/11/11

CREATED BY: MP

TETRA TECH

Map Document: (K:\GProject\MartinStateAirport-LMC\MapDocs\MXD\Maps\Groundwater monitoring well locs Lower Aquifer VOCs May June2011 Tags.mxd)
10/11/2011 -- 4:58:03 PM



FIGURE 4-7

TRICHLOROETHENE, CIS-1,2-DICHLOROETHENE AND VINYL CHLORIDE DETECTED IN GROUNDWATER-LOWER SURFICIAL AQUIFER, MAY-JUNE 2011

LEGEND

- SURFICIAL AQUIFER GROUNDWATER MONITORING WELL OR PIEZOMETER SAMPLED
- DEEP CONFINED AQUIFER WELL (SAMPLED)
- ABANDONED WELL
- WELL OR PIEZOMETER NOT SAMPLED FOR VOCS THIS ROUND
- MARYLAND AIR NATIONAL GUARD BOUNDARY
- POND
- J ESTIMATED VALUE BELOW REPORTING LIMIT
- L RESULT IS BIASED LOW
- CONCENTRATION IN RED EXCEEDS THE STANDARD

Well ID	
Analyte	Concentration In Micrograms Per Liter (ug/L)

TCE = Trichloroethene (standard = 5 ug/L)
c-12DCE = cis-1,2-Dichloroethene (standard = 70 ug/L)
VC = Vinyl chloride (standard = 2 ug/L)

For lower surficial aquifer or "D" wells sampled, the absence of a results tag or any of the three VOCs within a results tag indicate those VOCs/VOC were not detected.

Dump Road Area
Lockheed Martin, Martin State Airport
Middle River, Maryland

0 60 120 240 Feet

N

DATE MODIFIED: 10/11/11

CREATED BY: MP

TETRA TECH

Map Document: (K:\GProject\MartinStateAirport-LMC\MapDocs\MXD\Maps\Benzene May_June 2011.mxd)
10/7/2011 -- 11:42:26 AM



FIGURE 4-8

BENZENE DETECTED IN GROUNDWATER-SURFICIAL AND DEEP CONFINED AQUIFERS, MAY-JUNE 2011

LEGEND

- SURFICIAL AQUIFER GROUNDWATER MONITORING WELL OR PIEZOMETER SAMPLED
- DEEP CONFINED AQUIFER WELL (SAMPLED)
- ABANDONED WELL
- WELL OR PIEZOMETER NOT SAMPLED FOR VOCS THIS ROUND
- MARYLAND AIR NATIONAL GUARD BOUNDARY
- POND
- J ESTIMATED VALUE BELOW REPORTING LIMIT
- CONCENTRATION IN RED EXCEEDS THE STANDARD

Well ID	
Analyte	Concentration In Micrograms Per Liter (ug/L)

Benzene (standard = 5 ug/L)

For wells sampled, the absence of a results tag indicates the analyte was not detected.

Dump Road Area
Lockheed Martin, Martin State Airport
Middle River, Maryland

0 60 120 240 Feet

N

DATE MODIFIED: 10/20/11

CREATED BY: MP

TETRA TECH

FIGURE 4-9

TIME SERIES PLOTS OF MAJOR CHLORINATED VOCS-SOURCE AREA WELLS DMW7S AND MW5 LOCKHEED MARTIN, MARTIN STATE AIRPORT, MIDDLE RIVER, MARYLAND

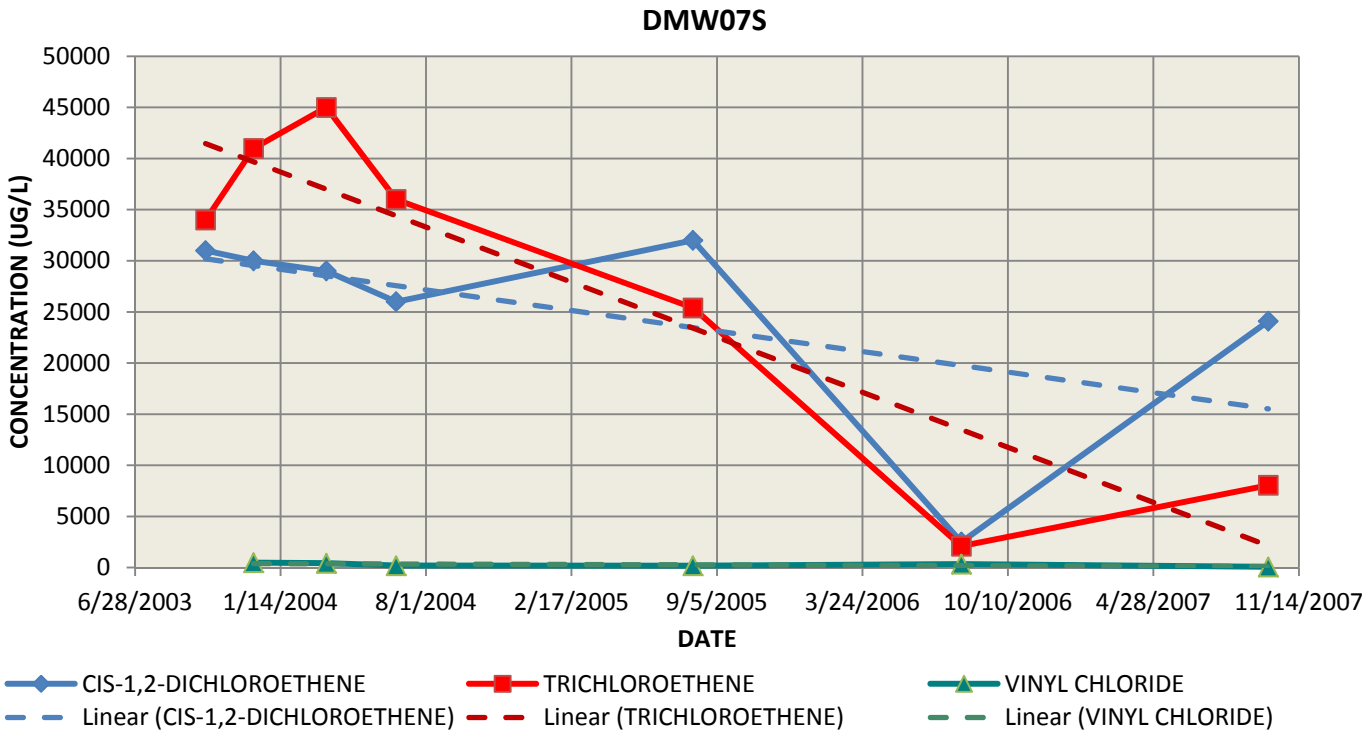

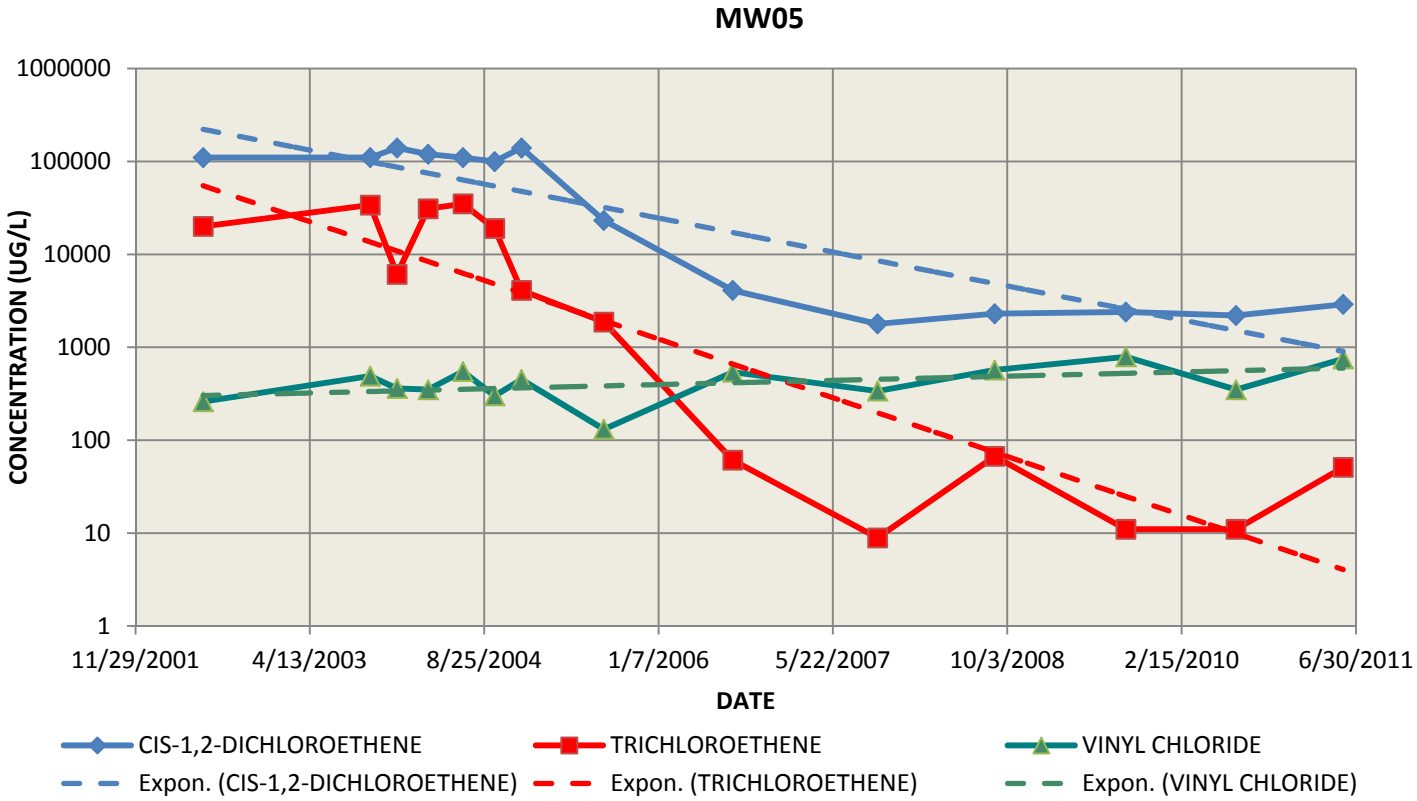

FIGURE 4-10

TIME SERIES PLOTS OF MAJOR CHLORINATED VOCS-SOURCE AREA WELLS DMW9S, DMW9I, AND DMW9D LOCKHEED MARTIN, MARTIN STATE AIRPORT, MIDDLE RIVER, MARYLAND

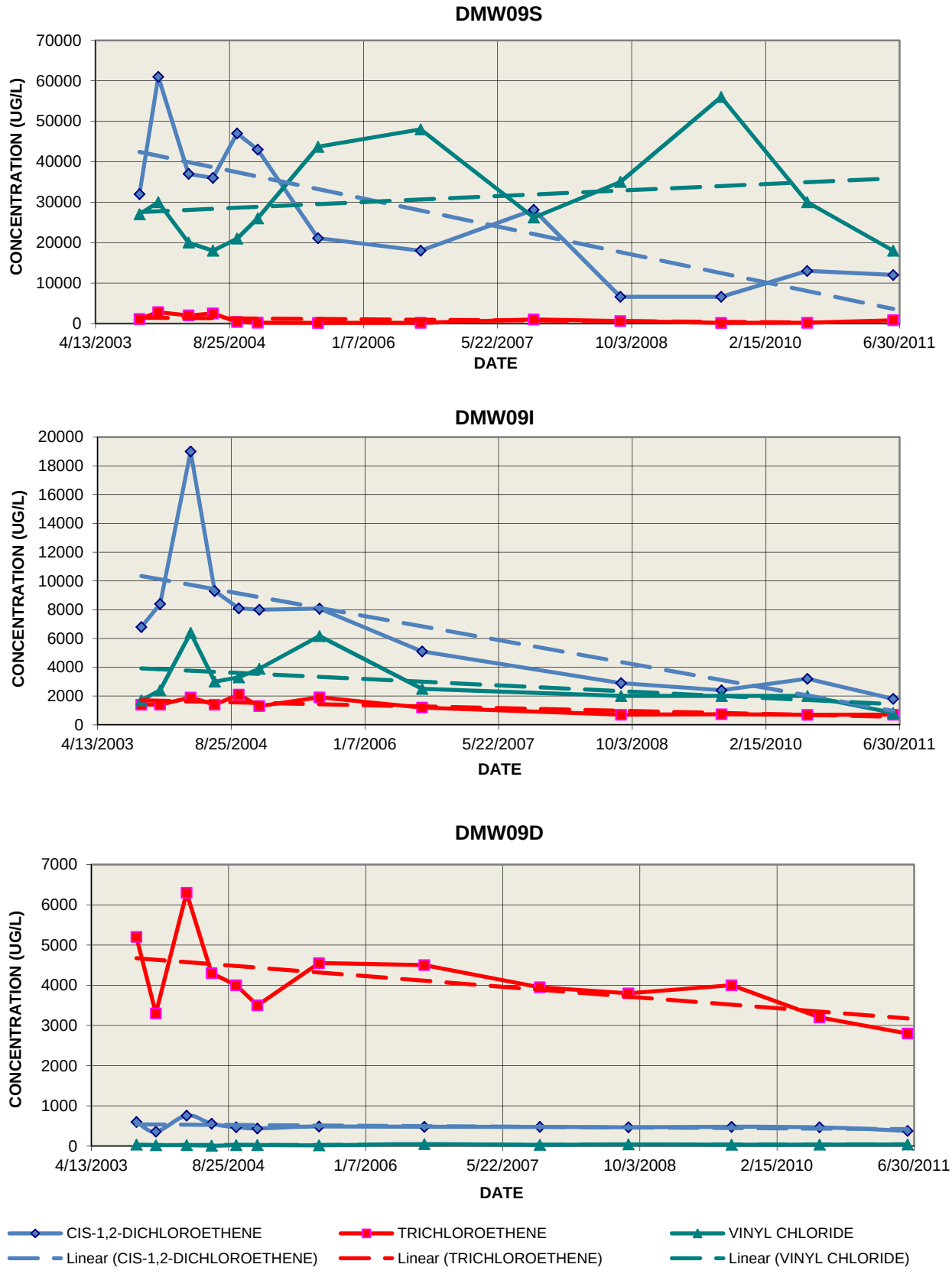

FIGURE 4-11

TIME SERIES PLOTS OF MAJOR CHLORINATED VOCS-SOURCE AREA WELLS DMW11S AND DMW1A LOCKHEED MARTIN, MARTIN STATE AIRPORT, MIDDLE RIVER, MARYLAND

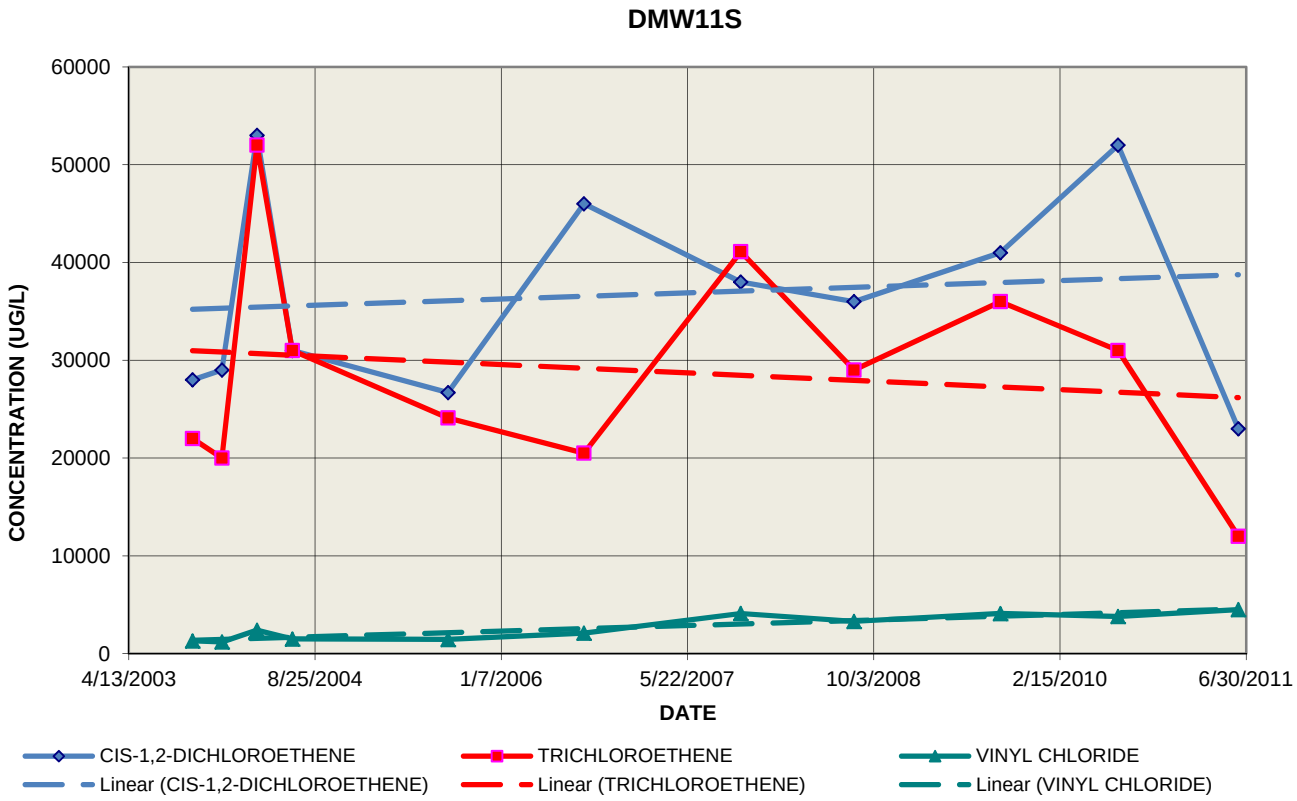

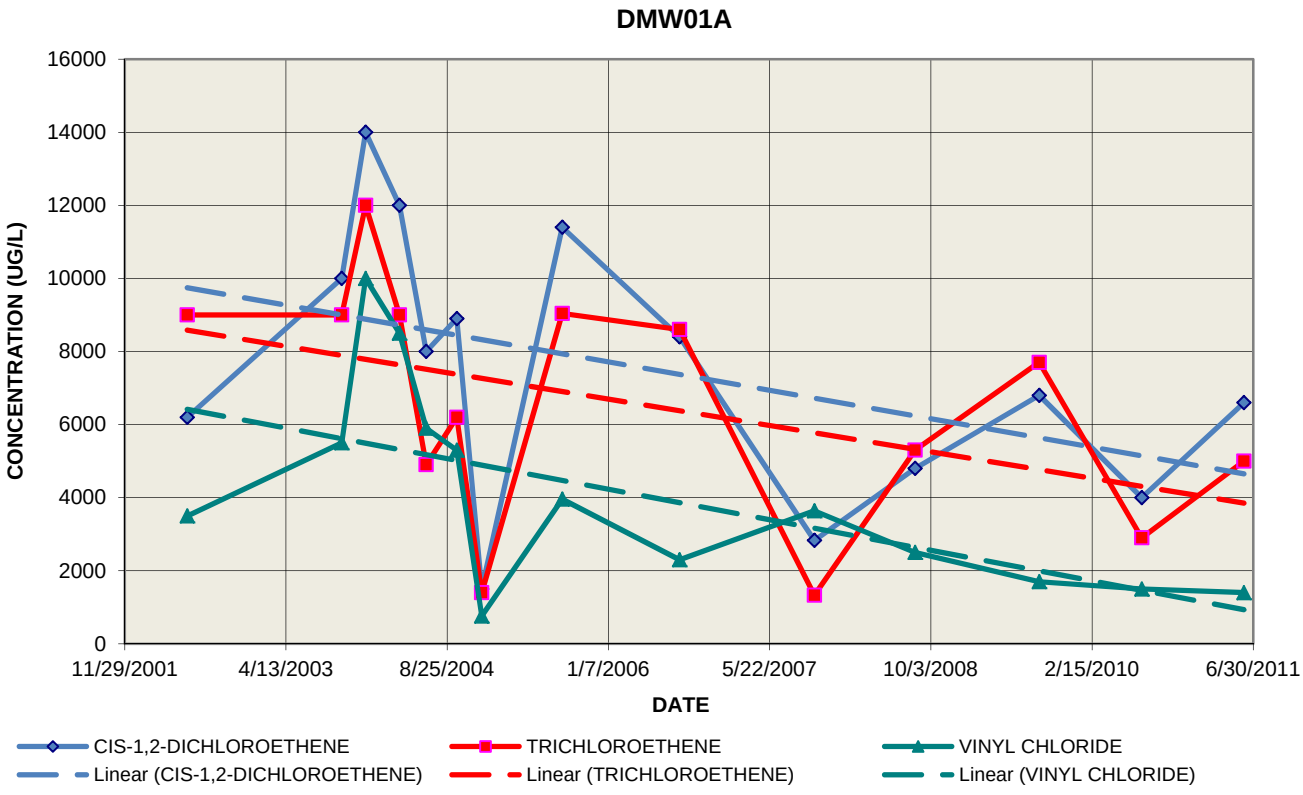

FIGURE 4-12

TIME SERIES PLOTS OF MAJOR CHLORINATED VOCS-SOURCE AREA WELLS DMW5S, DMW4I, AND DMW4D LOCKHEED MARTIN, MARTIN STATE AIRPORT, MIDDLE RIVER, MARYLAND

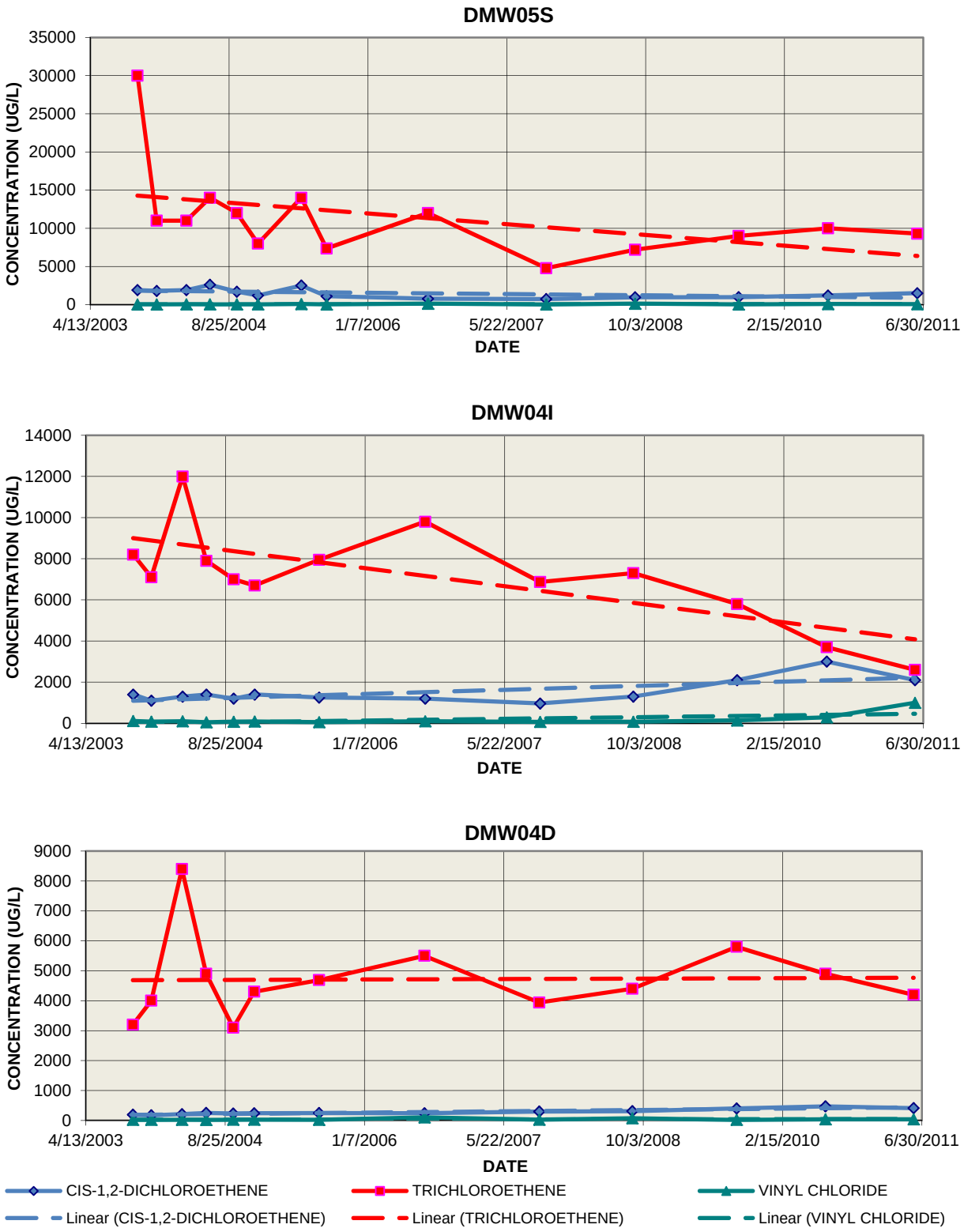

FIGURE 4-13

TIME SERIES PLOTS OF MAJOR CHLORINATED VOCS-SOURCE AREA WELLS DMW3S AND MW3I LOCKHEED MARTIN, MARTIN STATE AIRPORT, MIDDLE RIVER, MARYLAND

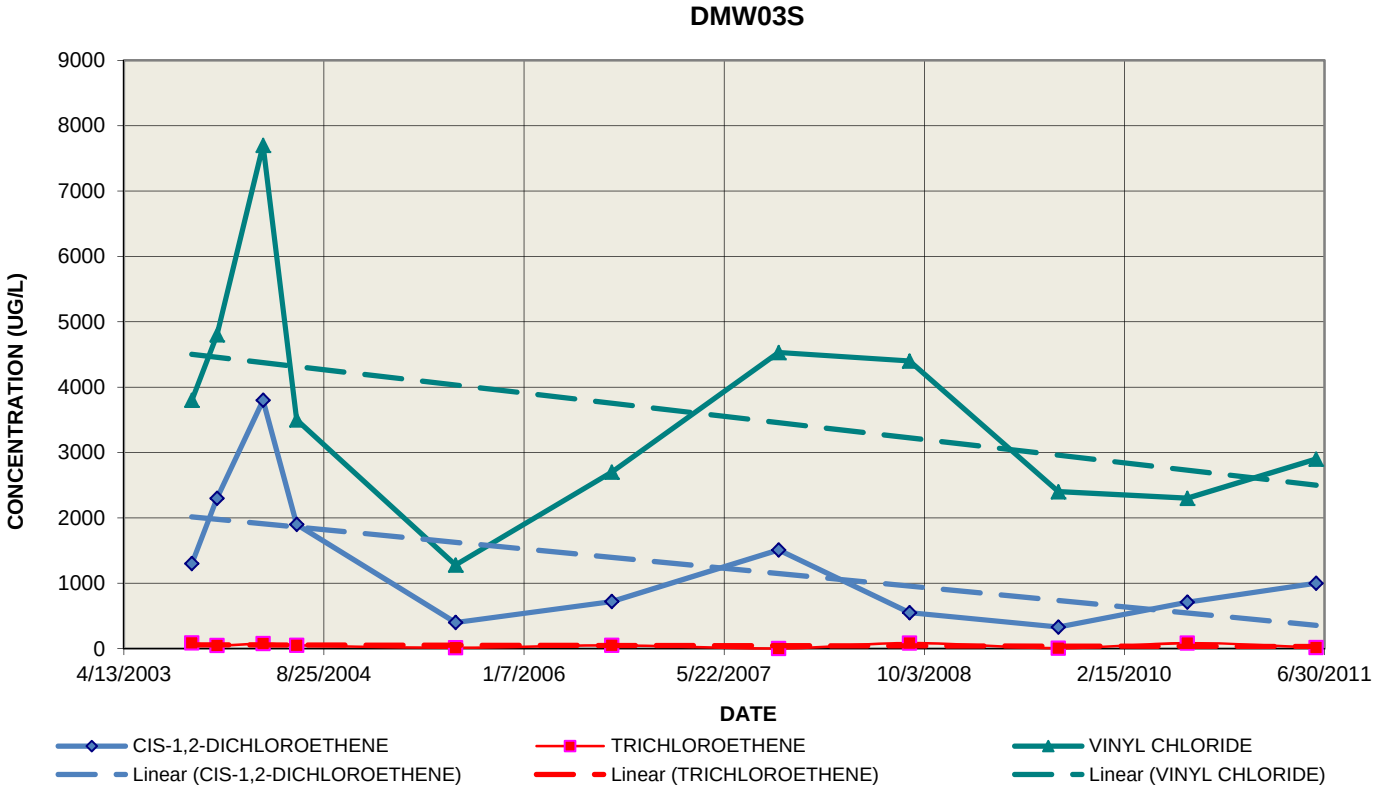

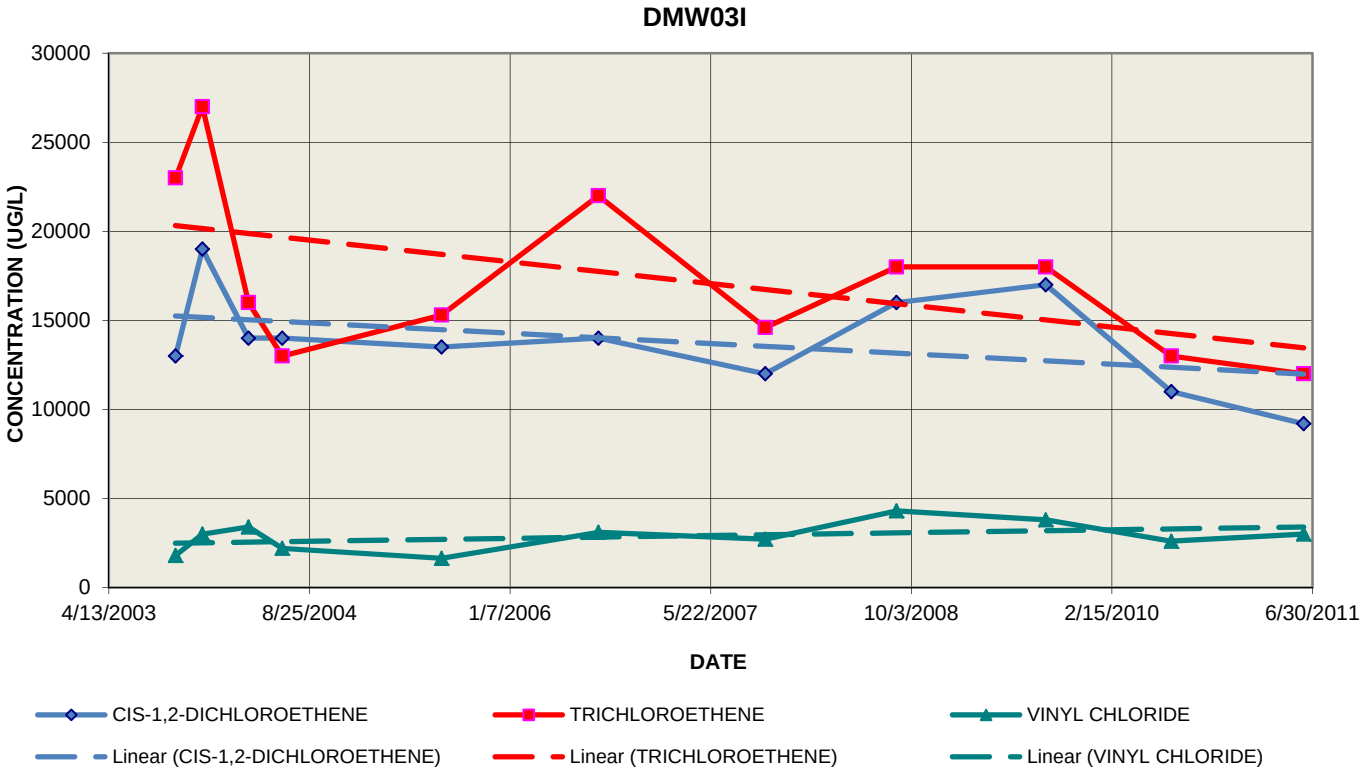

Map Document: (K:\GProject\MartinStateAirport-LMC\MapDocs\MXD\Maps\Dioxane May_June 2011.mxd)
10/7/2011 -- 1:52:41 PM



FIGURE 4-14

1,4- DIOXANE DETECTED IN GROUNDWATER-SURFICIAL AND DEEP CONFINED AQUIFERS, MAY-JUNE 2011

LEGEND

- SURFICIAL AQUIFER GROUNDWATER MONITORING WELL OR PIEZOMETER SAMPLED
- DEEP CONFINED AQUIFER WELL (SAMPLED)
- ABANDONED WELL
- WELL OR PIEZOMETER NOT SAMPLED FOR 1,4-DIOXANE THIS ROUND
- MARYLAND AIR NATIONAL GUARD BOUNDARY
- POND
- J ESTIMATED VALUE BELOW REPORTING LIMIT
- CONCENTRATION IN RED EXCEEDS THE CRITERION

Well ID	
Analyte	Concentration In Micrograms Per Liter (ug/L)

1,4- Dioxane (criterion = 3 ug/L)

For wells sampled, the absence of a results tag indicates the analyte was not detected.

Dump Road Area
Lockheed Martin, Martin State Airport
Middle River, Maryland

0 60 120 240 Feet

N

DATE MODIFIED: 10/07/11

CREATED BY: MP

TETRA TECH

Map Document: (K:\GProject\MartinStateAirport-LMC\MapDocs\MXD\Maps\Cad_Nic_Van May_June 2011_revised 11 10 11.mxd)
11/10/2011 -- 1:24:01 PM



FIGURE 4-15

CADMIUM, NICKEL, AND VANADIUM EXCEEDANCES IN GROUNDWATER-SURFICIAL AND DEEP CONFINED AQUIFERS, MAY-JUNE 2011

LEGEND

- SURFICIAL AQUIFER GROUNDWATER MONITORING WELL OR PIEZOMETER SAMPLED
- DEEP CONFINED AQUIFER WELL (SAMPLED)
- ABANDONED WELL
- WELL OR PIEZOMETER NOT SAMPLED FOR METALS THIS ROUND
- MARYLAND AIR NATIONAL GUARD BOUNDARY
- POND
- J ESTIMATED VALUE BELOW REPORTING LIMIT

Well ID	
Analyte	Concentration In Micrograms Per Liter (ug/L)

Cadmium	standard=	5 ug/l
Nickel	standard=	73 ug/l
Vanadium	standard=	3.7 ug/l

For wells sampled, only concentrations exceeding the standards are shown. The maximum of either the total and dissolved metal concentrations is shown.

Result in red indicates total metal concentration is shown. Result in black indicates dissolved metal concentration is shown. Result in blue indicates total and dissolved concentrations are equal.

Dump Road Area
Lockheed Martin, Martin State Airport
Middle River, Maryland

0 60 120 240 Feet

N

DATE MODIFIED: 11/10/11

CREATED BY: MP

TETRA TECH

Map Document: (K:\GProject\MartinStateAirport-LMC\MapDocs\MXD\Maps\DRO_GRO May_June 2011.mxd)
10/7/2011 -- 5:52:28 PM

MARYLAND AIR NATIONAL GUARD

Parkside Marina

Frog Mortar Creek

POND #1

POND #2

PETROLEUM HYDRO-CARBON AREA

DRUM AREA

AIRPORT RUNWAY

TAXIWAY TANGO

Gate

Gate

MW35S

MW34S
MW34I

MW33S
MW33I

MW-33S
GRO 51 J

MW27D

MW28I

MW36S

MW16S
MW16I
MW16D

MW-16S
DRO 310 L

MW17S
MW17I
MW17D

MW14I
MW14D

MW-18S
DRO 950
GRO 1000 J

MW18S
MW18I
MW18D

MW15S
MW15I
MW15D

MW-15S
DRO 560

MW4

MW-4
GRO 51 J

DMW3S
DRO 1900
GRO 720 J

DMW3I
DMW3S

DMW3D

MW7

DMW9S
DRO 4200
GRO 61000 J

DMW9I
DMW9D
DMW9S

MW26S
MW26I
MW26D

MW-26S
DRO 3400 J
GRO 68 J

MW39S

DMW2A
DMW2B

RW1S
OW1S
DMW2S

RW1I
OW1I

DMW2S
DRO 460 J
GRO 610 J

DMW10S
DMW10I

MW-20S
DRO 1200 L
GRO 2000

MW20S
MW20I
MW20D

DMW10S
DRO 1400
GRO 110

DMW4I

DMW4S
DMW4D

DMW4S
DRO 290 J
GRO 620 J

DMW5S
DRO 260 J
GRO 3600 J

DMW8I

DMW8S
DMW8D

DMW8S
DRO 290 J

MW25S
MW25I

MW-25S
DRO 510 J
GRO 150

DMW1S
DRO 890
GRO 140

MW21I
MW21D

DMW1S

DMW5D

DMW5S
DMW5I

DMW11I
DMW11S

MW3

MW22I
MW22D

MW-3
DRO 250 J

DMW11S
DRO 7400
GRO 22000 J

DMW1A
DMW1B

MW-5
DRO 570
GRO 2000 J

DMW7S
DMW7I

MW5

DMW7D

MW37S

TT-11

MW-23S
DRO 1000
GRO 64 J

MW23S
MW23I
MW23D

DMW6I

DMW6S
DMW6D

MW19I
MW19D

MW2

TT-12

TT-14

MW38S

MW1

MW-24S
DRO 290 J

TT-13

MW24S
MW24I

MW-6
GRO 51 J

MW6

MW32S
MW32I

MW30I

MW30D

MW29D

MW31D

PZ-1 (S)
PZ-1 (I)
PZ-1 (D)

FIGURE 4-16

PETROLEUM HYDROCARBON EXCEEDANCES IN GROUNDWATER-UPPER SURFICIAL AQUIFER, MAY-JUNE 2011

LEGEND

- SURFICIAL AQUIFER GROUNDWATER MONITORING WELL OR PIEZOMETER SAMPLED
- DEEP CONFINED AQUIFER WELL (DRO/GRO NOT SAMPLED THIS ROUND)
- ABANDONED WELL
- WELL OR PIEZOMETER NOT SAMPLED FOR DRO/GRO THIS ROUND
- MARYLAND AIR NATIONAL GUARD BOUNDARY
- POND
- J ESTIMATED VALUE BELOW REPORTING LIMIT
- L RESULT IS BIASED LOW

Well ID	
Analyte	Concentration In Micrograms Per Liter (ug/L)

DRO= Diesel-range organics (standard is 47 ug/l)
GRO= Gasoline-range organics (standard is 47 ug/l)

For wells sampled, only concentrations exceeding the standards are shown.

Dump Road Area
Lockheed Martin, Martin State Airport
Middle River, Maryland

0 60 120 240 Feet

N

DATE MODIFIED: 10/20/11

CREATED BY: MP

TETRA TECH

Section 5
Summary

The following summarizes the findings of the May–June 2011 groundwater sampling and analyses:

- Groundwater in the upper, intermediate, and lower surficial-aquifer zones flows northeast, to Frog Mortar Creek.

- Concentrations of chlorinated volatile organic compounds (cVOCs) exceed Maryland groundwater standards throughout a large portion of the investigation area and at multiple depths. The two highest trichloroethene (TCE) concentrations observed during the current sampling episode are 13,000 micrograms per liter (µg/L) and 12,000 micrograms per liter, reported for upper surficial-aquifer wells DMW2A (eastern part of the site near Frog Mortar Creek) and DMW11S (Taxiway Tango Median Area). Multiple volatile organic compound (VOC) sources at the site have resulted in volatile organic compound plumes in groundwater extending to areas north of Pond 2, south to wells DMW6I and DMW7I, and west to the area between Taxiway Tango and the airport runway.

- Concentrations of chlorinated volatile organic compounds in groundwater are consistent with the 2010 results. Time-series plots of volatile organic compounds in source areas and downgradient locations indicate a general decrease in volatile organic compound concentrations since monitoring began in the early 2000s. Volatile organic compound concentrations in the source area for the Taxiway Tango Median Area plume (well DMW11S) had remained steady until 2010, but decreased from the 2010 concentrations by more than 50% to historical lows for trichloroethene and cis-1,2-dichloroethene (cis-1,2-DCE) in 2011.

- At six wells where groundwater samples were analyzed for natural-attenuation parameters, anaerobic reductive-dechlorination is evidenced by the presence of the trichloroethene-breakdown product cis-1,2-dichloroethene. Vinyl chloride, methane, ethene, and elevated chloride concentrations indicate that complete dechlorination may be readily occurring in the upper and intermediate surficial-aquifer zones at the Dump Road Area site. However, lower relative concentrations of vinyl chloride, methane, and ethene, low groundwater pH, and high oxidation-reduction potential indicate that slow or incomplete reductive-dechlorination of lower-order chlorinated volatile organic compounds may be occurring in the lower surficial-aquifer zone.

- Volatile organic compound groundwater contamination is present at concentrations greater than groundwater standards at currently delineated areas to the north (wells MW14I, MW15S/I, MW16S/I, MW17I, and MW28I), east (wells MW14I, MW18I/S, DMW3S/I, DMW4S/I/D, and DMW5S/I), and west (wells MW24I, DMW11S, and

MW33S). Additional investigation has been completed and will be provided in a separate report.

- Sampling results for wells DMW6I/D and MW32S/I indicate that the volatile organic compound groundwater contamination is bounded along the southern portion of the site.

- The semivolatile organic compound (SVOC) 1,4-dioxane was primarily detected in groundwater samples collected from the upper and intermediate surficial-aquifer zones. 1,4-Dioxane is co-located in areas containing the highest concentrations of chlorinated volatile organic compounds, primarily near Pond 1 and the area to the east. The highest concentrations of 1,4-dioxane are east of Pond 1 near Frog Mortar Creek at wells DMW3S (520 micrograms per liter), DMW2A (420 micrograms per liter), and DMW3I (300 micrograms per liter).

- Concentrations of eight metals exceed groundwater standards in one or more surficial-aquifer groundwater samples. Vanadium, cadmium, and nickel exceed standards most frequently, for both total and dissolved metals analyses, with the maximum concentrations of vanadium and cadmium exceeding the standards by more than one order of magnitude. Nickel exceeds the standard by factors of 4.0 (total nickel) and 9.9 (dissolved nickel). Concentrations of total and dissolved vanadium exceed the standard in 18.5–30.8% of the samples, respectively, with the maximum dissolved vanadium concentration of 140 micrograms per liter exceeding the groundwater standard by more than one order of magnitude at well MW24S. Total cadmium exceeds its standard in 23.1% (16 samples) of all samples, while total and dissolved nickel exceeds its standard in 23% (15 samples).

- Hexavalent chromium was detected in only three of 58 groundwater samples. Its concentrations do not exceed the Maryland groundwater standard.

- In the deep confined-aquifer wells (MW27D, MW29D, MW30D, and MW31D), metal concentrations do not exceed the Maryland groundwater standards.

- Total petroleum hydrocarbons (TPH) diesel-range organics (DRO) and gasoline-range organics (GRO) were detected in 73% and 72% of the 2011 upper surficial-aquifer groundwater samples, respectively. Most concentrations exceed the Maryland groundwater standard of 47 micrograms per liter. The highest diesel-range organic and gasoline-range organic concentrations were detected in wells DMW11S (diesel-range organics) and DMW9S (gasoline-range organics), in the Taxiway Tango Median Area and Petroleum Hydrocarbon and Pond 1 Area, respectively. Substantially lower concentrations of diesel-range organics and gasoline-range organics were reported for groundwater in the Drum Area.

- Perchlorate was detected at low concentrations (0.58–0.86 micrograms per liter) in three Dump Road Area groundwater samples. The three concentrations are less than the Maryland groundwater standard of 2.6 micrograms per liter. Haloacetic acids were not detected in the three groundwater samples analyzed.

- Radium-224/226 and radium-228 were detected in five of nine groundwater samples (56%). Concentrations of radium-224/226 in all samples analyzed are less than the

groundwater standard. Radium-228 and combined radium-226/228 concentrations exceed the groundwater standard in one sample each from the intermediate and deep surficial-aquifer at wells DMW6I and DMW6D. The combined radium-224/226/228 concentrations in the samples from wells DMW6I and DMW6D also exceed the groundwater standard.

- Concentrations of radium-224/226, radium-228, or combined radium-224/226/228 do not exceed the groundwater standard in samples collected from the upper surficial-aquifer (wells MW3, DMW6S, DMW16S) and the deep confined-aquifer (wells MW27D, and MW29D).

This page intentionally left blank.

Section 6
References

1. Chapelle, F. M., 1985. "Hydrogeology, Digital Solute-Transport Simulation, and Geochemistry of the Lower Cretaceous Aquifer System near Baltimore, Maryland," *Maryland Geological Survey Report of Investigations No. 43*. Maryland Geological Survey. Baltimore, Maryland. 120 pp.

2. Curtin, S., 2006. Personal communication and draft potentiometric map of the Patuxent Aquifer—2004, Fred Kolberg of Tetra Tech with Steve Curtin of the U.S. Geological Survey. Baltimore, Maryland. May 5, 2006.

3. Glaser, J. D., 1969. "Petrology and Origin of Potomac and Magothy (Cretaceous) Sediments, Middle Atlantic Coastal Plain," *Maryland Geological Survey Reports of Investigations No. 11*," Maryland Geological Survey. Baltimore, Maryland. 102 pp.

4. Handex Environmental Management, 1992. *Geophysical Survey Report, Taxiway Tango, Martin State Airport, Middle River, Maryland.* February.

5. MDE (Maryland Department of the Environment), 1992. Letter from Arlene G. Weiner, MDE, Baltimore Maryland to Maryland Aviation Administration, "Subsurface Investigations." Martin State Airport, Middle River, Maryland, January 6.

6. MDE (Maryland Department of the Environment), 1997. Letter from Arthur O'Connell, MDE to the Maryland Aviation Administration, Martin State Airport, Middle River, Maryland. January 24.

7. MES (Maryland Environmental Service), 1994. *Martin State Airport Preliminary Site Investigation of the Taxiway Tango, Martin State Airport, Middle River, Maryland*, report prepared by MES, Annapolis, Maryland for the Maryland Aviation Administration. Baltimore, Maryland. May.

8. MES (Maryland Environmental Service), 1995. *Martin State Airport Confirmation Investigation—Continuation of Phase I Taxiway Tango Site Investigation, Martin State Airport, Middle River, Maryland*. Report prepared by MES, Annapolis, Maryland for the Maryland Aviation Administration. Baltimore, Maryland. January.

9. MES (Maryland Environmental Service), 1996. *Martin State Airport Expanded Investigation—Continuation of Phase I Taxiway Tango Site Investigation, Martin State Airport, Middle River, Maryland*. Report prepared by MES, Annapolis, Maryland for the Maryland Aviation Administration. Baltimore, Maryland. July.

10. Tetra Tech (Tetra Tech, Inc.), 1999. *Groundwater Monitoring Well Surveying and Sampling Report, Martin State Airport: Middle River, Maryland*. Final report. May 8, 1999.

11. Tetra Tech (Tetra Tech, Inc.), 2000. *Source Identification and Assessment Report, Martin State Airport: Middle River, Maryland.* Final Report. TC #10825-01. Prepared by Tetra Tech, Inc. for Lockheed Martin Corporation. September.

12. Tetra Tech (Tetra Tech, Inc.), 2002. *Chemical Delineation and Groundwater Modeling Report, Martin State Airport: Middle River, Maryland.* Final Report: TC #10825-02. Prepared by Tetra Tech, Inc. for Lockheed Martin Corporation. December.

13. Tetra Tech (Tetra Tech, Inc.), 2004. *Final Data-Gap Investigation and Modeling Report, Martin State Airport: Middle River, Maryland.* Final Report: TC #10825-10. Prepared by Tetra Tech, Inc. for Lockheed Martin Corporation. May.

14. Tetra Tech (Tetra Tech, Inc.), 2008. *Soils and Groundwater Data Report, Martin State Airport, Middle River, Maryland.* June.

15. Tetra Tech (Tetra Tech, Inc.), 2009a. *Deep-Groundwater Investigation Report, Martin State Airport, Middle River, Maryland*. April.

16. Tetra Tech (Tetra Tech, Inc.), 2009b. *Groundwater Monitoring Report August–September 2008 Martin State Airport, Middle River, Maryland*. May.

17. Tetra Tech (Tetra Tech, Inc.), 2009c. *Dump Road Design Characterization Work Plan, Martin State Airport, Middle River. Maryland*. July.

18. Tetra Tech (Tetra Tech, Inc.), 2010a. *Groundwater Monitoring Report August–September 2009, Martin State Airport, 701 Wilson Point Road, Middle River, Maryland*. January.

19. Tetra Tech (Tetra Tech, Inc.), 2010b. *Groundwater Monitoring Report July 2010, Martin State Airport, Middle River, Maryland*. November.

20. Tetra Tech (Tetra Tech, Inc.), 2010c. *Remedial Investigation Report, Martin State Airport, Middle River, Maryland.* November.

21. Tetra Tech (Tetra Tech, Inc.). 2010d. *Technical Memorandum: Off-Site Piezometer Installation and Water-Level Monitoring, Martin State Airport, Middle River, Maryland.* Draft Final. November.

22. Tetra Tech (Tetra Tech, Inc.), 2010d. *Groundwater Monitoring Report, July 2010, Martin State Airport, 701 Wilson Point Road, Middle River, Maryland.* December.

23. Tetra Tech (Tetra Tech, Inc.), 2011. *2011 Groundwater Monitoring Work Plan, Martin State Airport, Middle River, Maryland*. May.

24. USEPA (U.S. Environmental Protection Agency), Region III, 1993. *Region III Modifications to the Laboratory Data-Validation Functional Guidelines for Evaluating Inorganics Analyses*. April.

25. USEPA (U.S. Environmental Protection Agency), Region III, 1994. *Region III Modifications to the National Functional Guidelines for Organic-Data Review*. September.

26. USEPA (U.S. Environmental Protection Agency), 2006. *Treatment Technologies for 1,4-Dioxane: Fundamentals and Field Applications*. Office of Solid Waste and Emergency Response. EPA 542-R-06-009. December.

27. USEPA (U.S. Environmental Protection Agency), 2009. *Emerging Contaminant 1,4-Dioxane*. Office of Solid Waste and Emergency Response Fact Sheet. EPA 505-F-09-006. September.

28. USEPA (U.S. Environmental Protection Agency), 2011. *Regional Screening Levels for Chemical Contaminants at Superfund Sites*. Prepared by Oak Ridge National Laboratory. May. http://epa-prgs.ornl.gov/chemicals/index.shtml.

29. Vroblesky, D. A. and W. B. Fleck, 1991. "Hydrogeologic Framework of the Coastal Plain of Maryland, Delaware, and the District of Columbia, Regional Aquifer System Analysis—Northern Atlantic Coastal Plain." U.S. Geological Survey Professional Paper 1404-E. U.S. Government Printing Office. Washington, D.C. 45 pp.

This page intentionally left blank.

APPENDIX A—GROUNDWATER-LEVEL RECORD SHEETS

July 14, 2011 -- MARTIN State Airport, Middle River, MD

Tetra Tech NUS, Inc.

Lockheed Martin Corporation

GROUNDWATER LEVEL MEASUREMENT SHEET

Project Name: 2011 MSA GW
Project No.: 112IC03292
Location: Martin State Airport
Personnel: Stuart Cameron
Weather Conditions: Sunny 85°F
Measuring Device: Solinst Water Level Meter
Tidally Influenced: Yes ___ No _X_
Remarks:

Well or Piezometer Number	Date	Time	Elevation of Reference Point (feet)*	Total Well Depth (feet)*	Water Level Indicator Reading (feet)*	Groundwater Elevation (feet)*	Comments
MW28I	7-14-11	1015			6.71		Good
MW27D		1018			3.81		Good
MW15S		1025			6.69		Good
MW15I		1027			6.74		Needs cut down for
MW15D		1028			6.71		proper protective casing closure.
MW4		1035			8.07		Good (needs repainted)
DMW9S		1042			9.53		Good
DMW9I		1043			9.60		Good
DMW9D		1044			9.93		Good
MW20S		1055			10.58		Good
MW20I		1057			10.53		↓
MW20D		1058			11.06		↓
DMW8S		1105			14.29		Good
DMW8I		1106			14.84		Good
DMW8D		1108			15.17		Good
DMW2A		1116			21.02		Good
DMW2B		1119			20.72		Good
DMW2S		1127			20.80		Good
DMW3S		1134			11.08		Good
DMW3I		1137			15.62		Good
DMW3D		1138			15.53		Good
MW39S		1150			12.58		Road to access well needs cleared regularly.
MW14I		1201			10.90		WI needs cut down. Cut off about 3" below protective
MW14D		1202			No Indication		casing.
MW17S	↓	1210			6.71		Good

* All measurements to the nearest 0.01 foot

Tetra Tech NUS, Inc.

GROUNDWATER LEVEL MEASUREMENT SHEET

Project Name: 2011 MSA GW **Project No.:** 112IC03292
Location: **Personnel:** Stuart Canon
Weather Conditions: **Measuring Device:**
Tidally Influenced: Yes ___ No _X_ **Remarks:**

Well or Piezometer Number	Date	Time	Elevation of Reference Point (feet)*	Total Well Depth (feet)*	Water Level Indicator Reading (feet)*	Groundwater Elevation (feet)*	Comments
MW17I	7/14/11	1216			5.23		Good
MW17D		1217			5.90		Good
MW16S		1225			9.27		Good
MW16I		1226			8.30		↓
MW16D		1227			8.47		↓
DMW7D		1240			21.00		Good
DMW7I		1241			21.07		Good
MW5		1250			21.66		Good
DMW7S		1243			20.52		Good
MW6		1255			14.73		Good
MW29D		1315			No Indication		Good
DMW6S		1326			17.98		Good
DMW6I		1327			18.24		Good
DMW6D		1328			18.26		Good
DMW5S		1339			20.89		Good
DMW5I		1341			21.04		Good
DMW5D		1342			21.13		Good
DMW4S		1358			20.00		Good
DMW4I		1359			20.01		Good
DMW4D		1400			20.25		Good
MW31D		1415	1410		5.28		Bolts broken off in both bug ears. Heads drilled & Tapped.
MW32S		1423	1413		5.94		Good
MW32I		1424	1414		6.04		Good
MW19I		1436	1420		6.84		Good
MW19D	↓	1437	1422		6.83		Good

* All measurements to the nearest 0.01 foot

Tetra Tech NUS, Inc.

GROUNDWATER LEVEL MEASUREMENT SHEET

Project Name: 2011 MSA GW **Project No.:** 112IC08292
Location: _____ **Personnel:** Stuart Cameron, Walt Oliesl
Weather Conditions: _____ **Measuring Device:** _____
Tidally Influenced: Yes ___ No _X_ **Remarks:** _____

Well or Piezometer Number	Date	Time	Elevation of Reference Point (feet)*	Total Well Depth (feet)*	Water Level Indicator Reading (feet)*	Groundwater Elevation (feet)*	Comments
MW2	7-14-11	[redacted]	1425		7.09		Good
DMW1A		[redacted]	1430		10.07		Good
DMW1B		[redacted]	1431		10.38		Good
MW21I		[redacted]	1440		8.79		Good
MW21D		[redacted]	1441		8.86		Good
DMW1S		[redacted]	1450		9.91		Good
DMW10S		[redacted]	1459		7.64		Good
DMW10I		[redacted]	1500		8.20		Good
MW26S		[redacted]	1502		9.29		Good
MW26I		[redacted]	1503		9.35		Good
MW26D		[redacted]	1504		9.35		Good
MW33S		[redacted]	1510		7.37		Good
MW33I		[redacted]	1516		7.47		Good
MW35S		[redacted]	1519		9.31		Good
MW34S		[redacted]	1538		5.01		Good
MW34I		[redacted]	1539		5.21		Good
MW38S		1639			7.92		Good
MW37S		1640			6.81		Good
MW30I		1643			5.41		Good
MW30D		1645			5.26 Est		Good
MW24S		1655			4.43		Good
MW24I		1657			5.52		Good
MW23S		1659			7.95		Good
MW23I		1701			7.99		Good
MW23D	↓	1702			8.42		Good

* All measurements to the nearest 0.01 foot

Tetra Tech NUS, Inc.

GROUNDWATER LEVEL MEASUREMENT SHEET

Project Name: 2011 MSA GW **Project No.:** 112IC03292
Location: **Personnel:** Stuart Cameron, Walt O'Neal
Weather Conditions: **Measuring Device:**
Tidally Influenced: Yes ___ No _X_ **Remarks:**

Well or Piezometer Number	Date	Time	Elevation of Reference Point (feet)*	Total Well Depth (feet)*	Water Level Indicator Reading (feet)*	Groundwater Elevation (feet)*	Comments
MW22I	7-14-11	1711			8.82		Good
MW22D	"	1712			9.00		Good
MW3	"	1719			8.88		Good
DMW11S	"	1724			6.89		Good
DMW11I	"	1726			5.02		Good
MW25S	"	1734			5.82		Good
MW25I	"	1735			7.34		Good
MW7	"	1741			6.88		Good
MW36S	↓	1745			7.83		Good

* All measurements to the nearest 0.01 foot

APPENDIX B—MONITORING-WELL PURGING AND SAMPLING RECORDS

Tetra Tech NUS, Inc.

GROUNDWATER SAMPLE LOG SHEET

Project Site Name: Martin State Airport
Project No.: 112ICO3292-02

[] Domestic Well Data
[X] Monitoring Well Data
[] Other Well Type:
[] QA Sample Type:

Sample ID No.: DMW15-(06011)
Sample Location: DMW15
Sampled By: K. Smith
C.O.C. No.:
Type of Sample:
[] Low Concentration
[] High Concentration

SAMPLING DATA:

Date: 06-01-11	Color	pH	S.C.	Temp.	Turbidity	DO	Salinity	Other
Time: 1550	(Visual)	(S.U.)	(mS/cm)	(°C)	(NTU)	(mg/l)	(%)	ORP
Method: Peristaltic pump	Clear	6.37	0.528	29.14	58.7	0.34	0	-88

PURGE DATA:

Date: 06-01-11	Volume	pH	S.C.	Temp.	Turbidity	DO	Salinity	Other
Method: Peristaltic pump								
Monitor Reading (ppm): 0.0								
Well Casing Diameter & Material Type: 2" PVC			SEE LOW FLOW PURGE DATA SHEET					
Total Well Depth (TD): —								
Static Water Level (WL): 7.85								
One Casing Volume(gal/L):								
Start Purge (hrs): 1420								
End Purge (hrs): 1550								
Total Purge Time (min): 90								
Total Vol. Purged (gal/L):								

SAMPLE COLLECTION INFORMATION:

Analysis	Preservative	Container Requirements	Collected
VOCs	HCL	3- 40 ml vials	✓
1,4-Dioxane	—	2- 1 Liter ambers	✓
Perchlorate	—	1- 250 ml plastic	✓
Total PPM	HNO3	1- 500 ml poly	✓
Dissolved ppm	HNO3	1- 500 ml poly	✓
DRO	—	2- 1 Liter ambers	✓
GRO	HCL	2- 40 ml vials	✓
Hex chrom	—	1- 250 ml poly	

OBSERVATIONS / NOTES:

Circle if Applicable:

MS/MSD	Duplicate ID No.:
—	—

Signature(s): Kendra Smith

Tetra Tech NUS, Inc.

GROUNDWATER SAMPLE LOG SHEET

Project Site Name: Manston State Airport
Project No.: 112IC03292-02

[] Domestic Well Data
[X] Monitoring Well Data
[] Other Well Type:
[] QA Sample Type:

Sample ID No.: DMW1A-060111
Sample Location: DMW1A
Sampled By: MP
C.O.C. No.:
Type of Sample:
[] Low Concentration
[] High Concentration

SAMPLING DATA:

Date: 6-1-11	Color (Visual)	pH (S.U.)	S.C. (mS/cm)	Temp. (°C)	Turbidity (NTU)	DO (mg/l)	Salinity (‰)	Other ORP
Time: 1049								
Method: Bladder Pump	Clear	4.92	0.958	15.80	0.0	0.99	NA	199

PURGE DATA:

Date: 6-1-11	Volume	pH	S.C.	Temp.	Turbidity	DO	Salinity	Other
Method: Bladder pump								
Monitor Reading (ppm): 0.0								
Well Casing Diameter & Material Type: 2" PVC								
Total Well Depth (TD): —			See Low Flow Purge					
Static Water Level (WL): 9.05								
One Casing Volume(gal/L): —				Data Sheet				
Start Purge (hrs): 0953								
End Purge (hrs): 1044								
Total Purge Time (min): 51								
Total Vol. Purged (gal/L): 2.5								

SAMPLE COLLECTION INFORMATION:

Analysis	Preservative	Container Requirements	Collected
VOCs	HCl	3 – 40 ml VOA	✓
Total PPM	HNO3	1 – 500 ml Poly	✓
Diss PPM	HNO3	1 – 500 ml Poly	✓
1,4 Dioxane	—	2 – 1L Ambers	✓
Perchlorate	—	1 – 250 ml Poly	✓
Hex Chrom	—	1 – 250 ml Poly	✓

OBSERVATIONS / NOTES:

Hex Chrom Collected @ 1331

Circle if Applicable:

MS/MSD | Duplicate ID No.:

Signature(s):

Matt P

Tetra Tech NUS, Inc.

GROUNDWATER SAMPLE LOG SHEET

Project Site Name: Manlius State Airport
Project No.: 112EC03292-02

[] Domestic Well Data
[X] Monitoring Well Data
[] Other Well Type:
[] QA Sample Type:

Sample ID No.: DMW1B-060111
Sample Location: DMW1B
Sampled By: MP
C.O.C. No.:
Type of Sample:
[] Low Concentration
[] High Concentration

SAMPLING DATA:

Date: 6-1-11	Color (Visual)	pH (S.U.)	S.C. (mS/cm)	Temp. (°C)	Turbidity (NTU)	DO (mg/l)	Salinity (%)	Other ORP
Time: 1244								
Method: Bladder pump	Slightly	5.36	0.817	22.04	87.5	0.91	NA	104

PURGE DATA:

Date: 6-1-11	Volume	pH	S.C.	Temp.	Turbidity	DO	Salinity	Other
Method: Bladder pump								
Monitor Reading (ppm): 0.0								
Well Casing Diameter & Material								
Type: 2" PVC			See	low	flow	Purge		
Total Well Depth (TD): —								
Static Water Level (WL): 9.30			Data	Sheet				
One Casing Volume(gal/L): —								
Start Purge (hrs): 1127								
End Purge (hrs): 1239								
Total Purge Time (min): 72								
Total Vol. Purged (gal/L): 2.5								

SAMPLE COLLECTION INFORMATION:

Analysis	Preservative	Container Requirements	Collected
VOCs	HCl	3 - 40 ml VOA	✓
Total Mn	HNO3	1 - 500 ml Poly	✓
Diss Mn	HNO3	1 - 500 ml Poly	✓
1,4 Dioxane	—	2 - 1L Ambers	✓
Perchlorate	—	1 - 250 ml Poly	✓
Hex Chrom	—	1 - 250 ml Poly	✓

OBSERVATIONS / NOTES:

Circle if Applicable:

MS/MSD | Duplicate ID No.:

Signature(s):

Tetra Tech NUS, Inc.

GROUNDWATER SAMPLE LOG SHEET

Project Site Name: Martin State Airport
Project No.: 112IC03292-02

[] Domestic Well Data
[X] Monitoring Well Data
[] Other Well Type:
[] QA Sample Type:

Sample ID No.: DMW2S-060711
Sample Location: DMW2S
Sampled By: K. SMITH
C.O.C. No.:
Type of Sample:
[] Low Concentration
[] High Concentration

SAMPLING DATA:

Date: 06-07-11 / Time: 1105 / Method: Bladder Pump	Color (Visual)	pH (S.U.)	S.C. (mS/cm)	Temp. (°C)	Turbidity (NTU)	DO (mg/l)	Salinity (%)	Other
	Clear	4.97	1.41	20.61	0.0	0.91	0	ORP

PURGE DATA:

Date: 06-07-11 / Method: Bladder pump	Volume	pH	S.C.	Temp.	Turbidity	DO	Salinity	Other
Monitor Reading (ppm): 0.0								
Well Casing Diameter & Material Type: 2" PVC			SEE LOW FLOW PURGE DATA SHEET					
Total Well Depth (TD): —								
Static Water Level (WL): 20.54								
One Casing Volume(gal/L): —								
Start Purge (hrs): 0950								
End Purge (hrs): 1105								
Total Purge Time (min): 75								
Total Vol. Purged (gal/L): 3								

SAMPLE COLLECTION INFORMATION:

Analysis	Preservative	Container Requirements	Collected
VOCs	HCL	3-40ml vials	—
TOTAL PPM	HNO3	1-500ml poly	✓
DISSOLVED PPM	HNO3	1-500ml poly	✓
PERCHLORATE	—	1-250 ml poly	✓
HEX CHROM	—	1-250 ml poly	✓
GRO	HCL	2-40ml vials	✓
DRO	—	2-1 liter amber	✓
Haloacetic Acids	—	2-250ml ambers	✓
1,4-DIOXANE	—	2-1 liter ambers	✓

OBSERVATIONS / NOTES:

Circle if Applicable:
MS/MSD — Duplicate ID No.: —

Signature(s): Kendra Smith

Tetra Tech NUS, Inc

GROUNDWATER SAMPLE LOG SHEET

Project Site Name: Martin State Airport
Project No.: 112IC03292-02

[] Domestic Well Data
[X] Monitoring Well Data
[] Other Well Type:
[] QA Sample Type:

Sample ID No.: DMW2A-060711
Sample Location: DMW2A
Sampled By: K. SMITH
C.O.C. No.:
Type of Sample:
[] Low Concentration
[] High Concentration

SAMPLING DATA:

Date: 06-07-11	Color (Visual)	pH (S.U.)	S.C. (mS/cm)	Temp. (°C)	Turbidity (NTU)	DO (mg/l)	Salinity (%)	Other
Time: 1450								ORP
Method: Bladder pump	clear	4.22	1.61	16.52	800	0.57	0	252

PURGE DATA:

Date: 06-07-11	Volume	pH	S.C.	Temp.	Turbidity	DO	Salinity	Other
Method: Bladder pump								
Monitor Reading (ppm): 0.0								
Well Casing Diameter & Material Type: 2"PVC			SEE LOW FLOW PURGE DATA SHEET					
Total Well Depth (TD): —								
Static Water Level (WL): 20.39								
One Casing Volume(gal/L): —								
Start Purge (hrs): 1335								
End Purge (hrs): 1450								
Total Purge Time (min): 85								
Total Vol. Purged (gal/L):								

SAMPLE COLLECTION INFORMATION:

Analysis	Preservative	Container Requirements	Collected
VOCs	HCL	3-40ml vials	✓
Total PPM	HNO3	1-500ml poly	✓
DISSOLVED PPM	HNO3	1-500ml poly	✓
PERCHLORATE	—	1-250ml poly	✓
HEX CHROM	—	1-250ml poly	✓
1,4-DIOXANE	—	2-Luter Ambers	✓

OBSERVATIONS / NOTES:

Circle if Applicable:
MS/MSD
Duplicate ID No.:

Signature(s):
Kendra Smith

Tetra Tech NUS, Inc.

GROUNDWATER SAMPLE LOG SHEET

Project Site Name: Martin State Airport
Project No.: 112TC03292-02

[] Domestic Well Data
[X] Monitoring Well Data
[] Other Well Type:
[] QA Sample Type:

Sample ID No.: DMW35-060811
Sample Location: DMW35
Sampled By: K. Smith
C.O.C. No.:
Type of Sample:
[] Low Concentration
[] High Concentration

SAMPLING DATA:

Date: 06-08-11 / Time: 1530 / Method: Peristaltic pump	Color (Visual)	pH (S.U.)	S.C. (mS/cm)	Temp. (°C)	Turbidity (NTU)	DO (mg/l)	Salinity (%)	Other
	Clear	8.60	409	19.99	16.2	0.31	0	ORP -252

PURGE DATA:

Date: 06-08-11 / Method: Peristaltic pump	Volume	pH	S.C.	Temp.	Turbidity	DO	Salinity	Other
Monitor Reading (ppm): 0.0								
Well Casing Diameter & Material Type: 2" PVC			SEE LOW FLOW PURGE					
Total Well Depth (TD): —								
Static Water Level (WL): 10.45			DATA SHEET					
One Casing Volume(gal/L): —								
Start Purge (hrs): 1420								
End Purge (hrs): 1530								
Total Purge Time (min): ~~70~~								
Total Vol. Purged (gal/L): 2								

SAMPLE COLLECTION INFORMATION:

Analysis	Preservative	Container Requirements	Collected
VOCs	HCL	3-40ml vials	✓
TOTAL PPM	HNO3	1-500ml poly	✓
DISSOLVED PPM	HNO3	1-500ml poly	✓
1,4-Dioxane	—	2-1Liter Ambers	✓
Perchlorate	—	1-250ml poly	✓
Hex chrom	—	1-250ml poly	✓
DRO	—	2-1Liter amber	✓
GRO	HCL	2-40ml vials	✓
Haloacetic Acid	—	2-250ml Ambers	✓

OBSERVATIONS / NOTES:

- WELL WENT DRY WAS NOT ABLE TO TAKE SAMPLES
- SAMPLES TAKEN ON 06-09 11

Circle if Applicable:

MS/MSD	Duplicate ID No.:	Signature(s):
—	—	Kendra Smith

Tetra Tech NUS Inc.

GROUNDWATER SAMPLE LOG SHEET

Project Site Name: Marion State Airport
Project No.: 112TC03292-02

[] Domestic Well Data
[X] Monitoring Well Data
[] Other Well Type:
[] QA Sample Type:

Sample ID No.: Mrw 3I-060811
Sample Location: Mrw 3I
Sampled By: VP
C.O.C. No.:
Type of Sample:
[] Low Concentration
[] High Concentration

SAMPLING DATA:

Date: 6-8-11 / Time: 1501 / Method: Peristaltic pump	Color (Visual)	pH (S.U.)	S.C. (mS/cm)	Temp. (°C)	Turbidity (NTU)	DO (mg/l)	Salinity (‰)	Other ORP
	Slightly	6.30	1.40	17.92	41.0	0.99	NA	23

PURGE DATA:

Date: 6-8-11 / Method: Peristaltic pump	Volume	pH	S.C.	Temp.	Turbidity	DO	Salinity	Other
Monitor Reading (ppm): 0.0								
Well Casing Diameter & Material Type: 2" PVC								
Total Well Depth (TD): —								
Static Water Level (WL):								
One Casing Volume(gal/L): —								
Start Purge (hrs): 1409								
End Purge (hrs): 1456								
Total Purge Time (min): 47								
Total Vol. Purged (gal/L): 2.0								

See low flow purge data sheet

SAMPLE COLLECTION INFORMATION:

Analysis	Preservative	Container Requirements	Collected
VOCs	HCl	3 - 40 ml VOA	
Total PPM	HNO3	1 - 500 ml Poly	
Diss PPM	HNO3	1 - 500 ml Poly	
1,4 Dioxane	—	2 - 1L Ambers	
Perchlorate	—	1 - 250 ml Poly	
Hex Chrom	—	1 - 250 ml Poly	
Ra 224, 226, 228	HNO3	3 - 1L Poly	

OBSERVATIONS / NOTES:

Circle if Applicable:

MS/MSD —

Duplicate ID No.:

Signature(s):

Tetra Tech NUS, Inc.

GROUNDWATER SAMPLE LOG SHEET

Project Site Name: Martin State Airport
Project No.: 112IC03292-02

[] Domestic Well Data
[x] Monitoring Well Data
[] Other Well Type:
[] QA Sample Type:

Sample ID No.: DMW-3D-060711
Sample Location: DMW 3D
Sampled By: CM
C.O.C. No.:
Type of Sample:
[x] Low Concentration
[] High Concentration

SAMPLING DATA:

Date: 6/7/11	Color (Visual)	pH (S.U.)	S.C. (mS/cm)	Temp. (°C)	Turbidity (NTU)	DO (mg/l)	Salinity (%)	Other
Time: 1220								
Method: Bladder Pump		4.50	0.378	14.75	>1000	0.65	—	192

PURGE DATA:

Date: 6/7/11	Volume	pH	S.C.	Temp.	Turbidity	DO	Salinity	Other
Method: Bladder Pump								
Monitor Reading (ppm): 0.0								
Well Casing Diameter & Material Type: 2" PVC		(See Low Flow Purge Data Sheet)						
Total Well Depth (TD):								
Static Water Level (WL): 14.50								
One Casing Volume(gal/L):								
Start Purge (hrs): 1055								
End Purge (hrs): 1215								
Total Purge Time (min): 80								
Total Vol. Purged (gal/L): 4.0								

SAMPLE COLLECTION INFORMATION:

Analysis	Preservative	Container Requirements	Collected
VOC	HCl	40 ml VOA Vial	3
Total PPM	HNO_3	500 ml Poly	1
Dissolved PPM	HNO_3	500 ml Poly	1
1,4-Dioxane	4°C	1 Liter Amber Glass	2
Perchlorate	4°C	250 ml poly	1
1240 Hex Chrome	4°C	250 ml Poly	1
12A-224, 226, 228	HNO_3	1 Liter Poly	3

OBSERVATIONS / NOTES:

Circle if Applicable:

MS/MSD	Duplicate ID No.:

Signature(s):

Tetra Tech NUS, Inc.

GROUNDWATER SAMPLE LOG SHEET

Project Site Name: Marion State Airport
Project No.: 112IC03292-02

[] Domestic Well Data
[X] Monitoring Well Data
[] Other Well Type:
[] QA Sample Type:

Sample ID No.: MW3-060911
Sample Location: MW3
Sampled By: WP
C.O.C. No.:
Type of Sample:
[] Low Concentration
[] High Concentration

SAMPLING DATA:

Date: 6-9-11	Color (Visual)	pH (S.U.)	S.C. (mS/cm)	Temp. (°C)	Turbidity (NTU)	DO (mg/l)	Salinity (%)	Other
Time: 1154								orp
Method: Bladder pump	Clear	1.26	0-121	25.38	3.1	0.39	NM	128

PURGE DATA:

Date: 6-9-11	Volume	pH	S.C.	Temp.	Turbidity	DO	Salinity	Other
Method: Bladder pump								
Monitor Reading (ppm): 0.0								
Well Casing Diameter & Material Type: 4" PVC			See	Low flow	purge			
Total Well Depth (TD): —				Data	Sheet			
Static Water Level (WL): 8.25								
One Casing Volume(gal/L): —								
Start Purge (hrs): 1011								
End Purge (hrs): 1149								
Total Purge Time (min): 93								
Total Vol. Purged (gal/L): 4.0								

SAMPLE COLLECTION INFORMATION:

Analysis	Preservative	Container Requirements	Collected
VOCs	HCl	3 - 40 ml VOA	✓
Total PPM	HNO3	1 - 500 ml Poly	✓
Diss PPM	HNO3	1 - 500 ml Poly	✓
1,4 Dioxane	—	2 - 1L Ambers	✓
Perchlorate	—	1 - 250 ml Poly	✓
Hex Chrom	—	1 - 250 ml Poly	✓
Ra 224, 226, 228	HNO3	3 - 1L Poly	✓

OBSERVATIONS / NOTES:

Circle if Applicable:

MS/MSD —

Duplicate ID No.:

Signature(s):

Walt Pa

Tetra Tech NUS, Inc.

GROUNDWATER SAMPLE LOG SHEET

Project Site Name: Martin State Airport
Project No.: 112G03292-02

[] Domestic Well Data
[x] Monitoring Well Data
[] Other Well Type:
[] QA Sample Type:

Sample ID No.: DMW-4S-060711
Sample Location: DMW-4S
Sampled By: CM
C.O.C. No.:
Type of Sample:
[x] Low Concentration
[] High Concentration

SAMPLING DATA:

Date: 6/7/11	Color	pH	S.C.	Temp.	Turbidity	DO	Salinity	Other
Time: 1555	(Visual)	(S.U.)	(mS/cm)	(°C)	(NTU)	(mg/l)	(%)	
Method: Bladder Pump	Clear	6.32	2.08	17.35	3.9	1.29	—	23

PURGE DATA:

Date: 6/7/11	Volume	pH	S.C.	Temp.	Turbidity	DO	Salinity	Other
Method: Bladder Pump								
Monitor Reading (ppm): 0.0								
Well Casing Diameter & Material								
Type: 2" PVC		(See Low Flow Purge Data Sheets)						
Total Well Depth (TD): —								
Static Water Level (WL): 19.34								
One Casing Volume(gal/L):								
Start Purge (hrs): 1435								
End Purge (hrs): 1550								
Total Purge Time (min): 75								
Total Vol. Purged (gal/L):								

SAMPLE COLLECTION INFORMATION:

Analysis	Preservative	Container Requirements	Collected
VOC's	HCl	40 ml VOA Vials	3
Total PPM	HNO_3	500 ml Poly	1
Dissolved PPM	HNO_3	500 ml poly	1
1,4-Dioxane	4°C	1 Liter Amber Glass	2
Perchlorate	4°C	250 ml Poly	1
Hexchrome	4°C	250 ml Poly	1
DRO	4°C	1 Liter Amber Glass	2
GRO	HCl	40 ml VOA Vials	2

OBSERVATIONS / NOTES:

Circle if Applicable:

MS/MSD	Duplicate ID No.:

Signature(s):

Tetra Tech NUS, Inc.

GROUNDWATER SAMPLE LOG SHEET

Project Site Name: Martin State Airport
Project No.: 112SCO3292-02

[] Domestic Well Data
[X] Monitoring Well Data
[] Other Well Type:
[] QA Sample Type:

Sample ID No.: DMW4I-053111
Sample Location: DMW4I
Sampled By: MP
C.O.C. No.:
Type of Sample:
[] Low Concentration
[] High Concentration

SAMPLING DATA:

Date: 5-31-11 / Time: 1540 / Method: Bladder pump	Color (Visual)	pH (S.U.)	S.C. (mS/cm)	Temp. (°C)	Turbidity (NTU)	DO (mg/l)	Salinity (%)	Other ORP
	Slightly	3.98	1.89	20.30	71.0	1.56	NA	274

PURGE DATA:

	Volume	pH	S.C.	Temp.	Turbidity	DO	Salinity	Other
Date: 5-31-11								
Method: Bladder pump								
Monitor Reading (ppm): 0.0								
Well Casing Diameter & Material Type: 2" PVC			See	Low	flow	purge		
Total Well Depth (TD): —				Data	Sheet			
Static Water Level (WL): 19.40								
One Casing Volume(gal/L): —								
Start Purge (hrs): 1434								
End Purge (hrs): 1540								
Total Purge Time (min): 66								
Total Vol. Purged (gal/L): 3.0								

SAMPLE COLLECTION INFORMATION:

Analysis	Preservative	Container Requirements	Collected
VOCs	HCl	3 - 40 ml vom	✓
Total ARM	HNO3	1 - 500 ml Poly	✓
Diss ARM	HNO3	1 - 500 ml Poly	✓
1,4 Dioxane	—	2 - 1L Ambers	✓
Perchlorate	—	1 - 250 ml Poly	✓
Hex Chrom	—	1 - 250 ml Poly	✓

OBSERVATIONS / NOTES:

Circle If Applicable:

MS/MSD	Duplicate ID No.:
( )	

Signature(s): Walt Pe

Tetra Tech NUS, Inc.

GROUNDWATER SAMPLE LOG SHEET

Project Site Name: Martin State Airport
Project No.: 112IC03292.02

[] Domestic Well Data
[X] Monitoring Well Data
[] Other Well Type:
[] QA Sample Type:

Sample ID No.: DMW40-053111
Sample Location: DMW 4E
Sampled By: MD
C.O.C. No.:
Type of Sample:
[] Low Concentration
[] High Concentration

SAMPLING DATA:

	Color (Visual)	pH (S.U.)	S.C. (mS/cm)	Temp. (°C)	Turbidity (NTU)	DO (mg/l)	Salinity (%)	Other
Date: 5-31-11								
Time: 1405								
Method: Bladder pump	Slightly	3.98	1.55	17.69	105	1.40	NA	ORP 324

PURGE DATA:

	Volume	pH	S.C.	Temp.	Turbidity	DO	Salinity	Other
Date: 5-31-11								
Method: Bladder pump								
Monitor Reading (ppm): 0.0								
Well Casing Diameter & Material Type: 2" PVC			See low flow sheet					
Total Well Depth (TD): —								
Static Water Level (WL): 19.60								
One Casing Volume(gal/L): —								
Start Purge (hrs): 1313								
End Purge (hrs): 1400								
Total Purge Time (min): 47								
Total Vol. Purged (gal/l): 3.0								

SAMPLE COLLECTION INFORMATION:

Analysis	Preservative	Container Requirements	Collected
VOCs	HCl	3 - 40 ml VOA	✓
Total PPM	HNO3	1 - 500 ml Poly	✓
Diss PPM	HNO3	1 - 500 ml Poly	✓
1,4 Dioxane	—	2 - 1L Ambers	✓
Perchlorate	—	1 - 250 ml Poly	✓
Hex Chrom	—	1 - 250 ml Poly	✓

OBSERVATIONS / NOTES:

Circle if Applicable:

MS/MSD —

Duplicate ID No.:

Signature(s):

Walt Pe

Tetra Tech NUS, Inc.

GROUNDWATER SAMPLE LOG SHEET

Project Site Name: MSA-Dump Road
Project No.: 112rc03292-02

Sample ID No.: MSA-MW4-052611
Sample Location: MW-4
Sampled By: DLM
C.O.C. No.:
Type of Sample:
[] Low Concentration
[] High Concentration

[] Domestic Well Data
[X] Monitoring Well Data
[] Other Well Type:
[] QA Sample Type:

SAMPLING DATA:

Date: 5/26/11	Color (Visual)	pH (S.U.)	S.C. (mS/cm)	Temp. (°C)	Turbidity (NTU)	DO (mg/l)	Salinity (%)	Other ORP
Time: 1039								
Method: Low Flow	Clear	6.58	1.92	16.78	0.0	0.70	—	-26

PURGE DATA:

Date: 5/26/11	Volume	pH	S.C.	Temp.	Turbidity	DO	Salinity	Other
Method: Low Flow								
Monitor Reading (ppm): NA								
Well Casing Diameter & Material Type: 4" PVC								
Total Well Depth (TD): 28.31								
Static Water Level (WL): 6.88								
One Casing Volume(gal/L): 7.82								
Start Purge (hrs): 1001								
End Purge (hrs): 1100								
Total Purge Time (min): 59								
Total Vol. Purged (gal/L): 2.5								

SAMPLE COLLECTION INFORMATION:

Analysis	Preservative	Container Requirements	Collected
VOC	HCl	3-40mL glass vials	
1,4-Dioxane	—	2-1L amber glass bottles	
Perchlorate	—	1-250mL plastic bottle	
Total Metals	HNO_3	1-500mL plastic bottle	
Dissolved Metals	HNO_3	1-500mL plastic bottle	
GRO/DRO	HCl / None	2-40mL glass vials & 2-1L ambers	
Hex. Chrom.	—	1-250mL plastic bottle	

OBSERVATIONS / NOTES:

Circle if Applicable:

MS/MSD | Duplicate ID No.:

Signature(s): Dawn L Mueller

Tetra Tech NUS, Inc.

GROUNDWATER SAMPLE LOG SHEET

Project Site Name: Marvin State Airport
Project No.: 112IC03212-02

[] Domestic Well Data
[X] Monitoring Well Data
[] Other Well Type:
[] QA Sample Type:

Sample ID No.: DMN5S-060811
Sample Location: DMN5S
Sampled By: K. SMITH
C.O.C. No.:
Type of Sample:
[] Low Concentration
[] High Concentration

SAMPLING DATA:

Date: 06-08-11	Color (Visual)	pH (S.U.)	S.C. (mS/cm)	Temp. (°C)	Turbidity (NTU)	DO (mg/l)	Salinity (%)	Other
Time: 1030								ORP
Method: Bladder pump	clear	4.19	1.69	17.00	2.0	0.33	0	259

PURGE DATA:

Date: 06-08-11	Volume	pH	S.C.	Temp.	Turbidity	DO	Salinity	Other
Method: Bladder pump								
Monitor Reading (ppm): 0.0								
Well Casing Diameter & Material								
Type: 2" PVC			SEE LOW FLOW PURGE					
Total Well Depth (TD): —								
Static Water Level (WL): 20.82				DATA SHEET				
One Casing Volume(gal/L): —								
Start Purge (hrs): 0925								
End Purge (hrs): 1030								
Total Purge Time (min): 65								
Total Vol. Purged (gal/L): 2								

SAMPLE COLLECTION INFORMATION:

Analysis	Preservative	Container Requirements	Collected
VOCs	HCL	3-40ml vial	✓
TOTAL PPM	HNO3	1-500 ml poly	✓
DISSOLVED PPM	HNO3	1-500 ml poly	✓
PERCHLORATE	—	1-250 ml poly	✓
HEX CHROM	—	1-250 ml poly	✓
DRO	—	2-1 Liter ambers	✓
GRO	HCL	2-40 ml vials	✓
1,4-Dioxane	—	2-1 Liter ambers	✓
H2102 Gen. Acid	—	2-250 ml ambers	✓

OBSERVATIONS / NOTES:

Circle if Applicable:

MS/MSD	Duplicate ID No.:
—	—

Signature(s): Kendra Smith

Tetra Tech NUS, Inc.

GROUNDWATER SAMPLE LOG SHEET

Project Site Name: Martin State Airport
Project No.: 112IC03292-02

[] Domestic Well Data
[X] Monitoring Well Data
[] Other Well Type:
[] QA Sample Type:

Sample ID No.: DMWSI-060811
Sample Location: DMWSI
Sampled By: K. SMITH
C.O.C. No.:
Type of Sample:
[] Low Concentration
[] High Concentration

SAMPLING DATA:

Date: 06-08-11	Color (Visual)	pH (S.U.)	S.C. (mS/cm)	Temp. (°C)	Turbidity (NTU)	DO (mg/l)	Salinity (%)	Other
Time: 1340								ORP
Method: Bladder pump	Clear	4.24	1.27	19.56	30.4	0.46	0	268

PURGE DATA:

Date: 06-08-11	Volume	pH	S.C.	Temp.	Turbidity	DO	Salinity	Other
Method: Bladder pump								
Monitor Reading (ppm): 0.0								
Well Casing Diameter & Material Type: 2" PVC			SEE LOW FLOW PURGE					
Total Well Depth (TD): —								
Static Water Level (WL): 20.04				DATA SHEET				
One Casing Volume(gal/L): —								
Start Purge (hrs): 1210								
End Purge (hrs): 1340								
Total Purge Time (min): 90								
Total Vol. Purged (gal/L): 3								

SAMPLE COLLECTION INFORMATION:

Analysis	Preservative	Container Requirements	Collected
VOCs	HCL	3-40 ml vials	✓
Total PPM	HNO3	1-500ml poly	✓
Dissolved PPM	HNO3	1-500 ml poly	✓
Perchlorate	—	1-250 ml poly	✓
Hex Chrom	—	1-250 ml poly	✓
1,4-Dioxane	—	2-1 Liter Ambers	✓

OBSERVATIONS / NOTES:

Circle if Applicable:

MS/MSD	Duplicate ID No.:
—	—

Signature(s): K. Smith

Tetra Tech NUS, Inc.

GROUNDWATER SAMPLE LOG SHEET

Project Site Name: MSA - Dump Road
Project No.: 112IC03292

Sample ID No.: MW-5
Sample Location: Dump Road
Sampled By: MP
C.O.C. No.:

[] Domestic Well Data
[X] Monitoring Well Data
[] Other Well Type:
[] QA Sample Type:

Type of Sample:
[] Low Concentration
[] High Concentration

SAMPLING DATA:

Date: 5/24/11	Color	pH	S.C.	Temp.	Turbidity	DO	Salinity	Other
Time: ~~1355~~ 1355	(Visual)	(S.U.)	(mS/cm)	(°C)	(NTU)	(mg/l)	(%)	ORP
Method: Low flow	clear	6.72	1.89	15.89	104	0.34	—	-124

PURGE DATA:

Date: 5/24/11	Volume	pH	S.C.	Temp.	Turbidity	DO	Salinity	Other
Method: Low flow								
Monitor Reading (ppm): —		See	low	flow				
Well Casing Diameter & Material Type: 2"		purge	Data	Sheet				
Total Well Depth (TD):								
Static Water Level (WL): 19.93								
One Casing Volume(gal/L):								
Start Purge (hrs): 1250								
End Purge (hrs): 1350								
Total Purge Time (min): 60								
Total Vol. Purged (gal/L): 5								

SAMPLE COLLECTION INFORMATION:

Analysis	Preservative	Container Requirements	Collected
VOCs	HCL	3-40ml vials	
1,4 Dioxane	—	2-1L Amber	
Perchlorate	—	1-250 ml plastic	
Total PPM	HNO_3	1-500 ml plastic	
Dissolved PPM	HNO_3	1-500 ml plastic	
mercury			
Hex Chrom	—	1-250ml plastic	
GRO & DRO	HCL/—	2-40ml vials, 2-1L Ambers	

OBSERVATIONS / NOTES:

Circle if Applicable:

MS/MSD	Duplicate ID No.:
No	No

Signature(s):

Tetra Tech NUS, Inc.

GROUNDWATER SAMPLE LOG SHEET

Project Site Name: MSA-Dump Road
Project No.:

[] Domestic Well Data
[X] Monitoring Well Data
[] Other Well Type:
[] QA Sample Type:

Sample ID No.: MSA-DMW6S-050511
Sample Location: DMW-6S
Sampled By: DLM
C.O.C. No.:
Type of Sample:
[] Low Concentration
[] High Concentration

SAMPLING DATA:

Date: 5/25/11	Color	pH	S.C.	Temp.	Turbidity	DO	Salinity	Other
Time: 1350	(Visual)	(S.U.)	(mS/cm)	(^{0}C)	(NTU)	(mg/l)	(%)	ORP
Method: Low Flow		6.14	1.30	21.64	109	0.34	—	-84

PURGE DATA:

Date: 5/25/11	Volume	pH	S.C.	Temp.	Turbidity	DO	Salinity	Other
Method: Low Flow								
Monitor Reading (ppm): N/A								
Well Casing Diameter & Material Type: 4" PVC								
Total Well Depth (TD): 27.28								
Static Water Level (WL): 16.64								
One Casing Volume(gal/L): 6.92								
Start Purge (hrs): 1314								
End Purge (hrs): 1442								
Total Purge Time (min): 88								
Total Vol. Purged (gal/L): 2.0								

SAMPLE COLLECTION INFORMATION:

Analysis	Preservative	Container Requirements	Collected
VOC	HCl	3-40mL glass vials	1350
Total Metals	HNO_3	1-500mL plastic bottle	↓
Dissolved Metals	HNO_3	1-500mL plastic bottle	
1,4-Dioxane	—	2-1L amber glass bottles	
Perchlorate	—	1-250mL plastic bottle	
GRO	HCl	2-40mL glass vials	
DRO	—	2-1L amber glass bottles	
Radium 224, 226, 228	HNO_3	2-1L plastic bottles	↓
Hex. Chrom	—	1-250mL plastic bottle	1425

OBSERVATIONS / NOTES:

Circle if Applicable:

MS/MSD	Duplicate ID No.:

Signature(s):

Dawn L Mushrow

Tetra Tech NUS, Inc.

GROUNDWATER SAMPLE LOG SHEET

Project Site Name: MSA-Dump Road
Project No.:

[] Domestic Well Data
[X] Monitoring Well Data
[] Other Well Type:
[] QA Sample Type:

Sample ID No.: MSA-DMW6I-052511
Sample Location: DMW-6I
Sampled By: DLM
C.O.C. No.:
Type of Sample:
[] Low Concentration
[] High Concentration

SAMPLING DATA:

	Color (Visual)	pH (S.U.)	S.C. (mS/cm)	Temp. (^{0}C)	Turbidity (NTU)	DO (mg/l)	Salinity (%)	Other ORP
Date: 5/25/11								
Time: 1226								
Method: Low Flow		3.70	0.898	14.89	110	0.64	—	303

PURGE DATA:

	Volume	pH	S.C.	Temp.	Turbidity	DO	Salinity	Other
Date: 5/25/11								
Method: Low Flow								
Monitor Reading (ppm): N/A								
Well Casing Diameter & Material								
Type: 4" PVC								
Total Well Depth (TD): 46.00'								
Static Water Level (WL): 16.96'								
One Casing Volume(gal/L): 18.88								
Start Purge (hrs): 1143								
End Purge (hrs): 1238								
Total Purge Time (min): 55								
Total Vol. Purged (gal/L): 4.0								

SAMPLE COLLECTION INFORMATION:

Analysis	Preservative	Container Requirements	Collected
VOC	HCl	3-40 mL glass viles	1226
Total Metals	HNO_3	1-500 mL plastic bottle	↓
Dissolved Metals	HNO_3	1-500 mL plastic bottle	↓
1,4-Dioxane	—	2-1L amber glass bottles	↓
Perchlorate	—	1-250 mL plastic bottle	↓
Radium 224, 226, 228	HNO_3	2-1L plastic bottles	↓
Hex. Chrom	—	1-250 mL plastic bottle	1450

OBSERVATIONS / NOTES:

Circle if Applicable:

MS/MSD	Duplicate ID No.:

Signature(s): Dawn L Machuca

Tetra Tech NUS, Inc.

GROUNDWATER SAMPLE LOG SHEET

Project Site Name: MSA-Dump Road
Project No.:

[] Domestic Well Data
[X] Monitoring Well Data
[] Other Well Type:
[] QA Sample Type:

Sample ID No.: MSA-DMW6D-052511
Sample Location: DMW-6D
Sampled By: DLM
C.O.C. No.:
Type of Sample:
[] Low Concentration
[] High Concentration

SAMPLING DATA:

Date: 5/25/11	Color (Visual)	pH (S.U.)	S.C. (mS/cm)	Temp. (°C)	Turbidity (NTU)	DO (mg/l)	Salinity (%)	Other
Time: 1107								ORP
Method: Low Flow		4.15	0.570	14.96	161	2.66	—	306

PURGE DATA:

Date: 5/25/11	Volume	pH	S.C.	Temp.	Turbidity	DO	Salinity	Other
Method: Low Flow								
Monitor Reading (ppm): N/A								
Well Casing Diameter & Material								
Type: 4" PVC								
Total Well Depth (TD): 65.74								
Static Water Level (WL): 17.14								
One Casing Volume(gal/L): 31.59								
Start Purge (hrs): 1006								
End Purge (hrs): 1130								
Total Purge Time (min): 84 min								
Total Vol. Purged (gal/L): 3.0								

SAMPLE COLLECTION INFORMATION:

Analysis	Preservative	Container Requirements	Collected
VOC	HCl	3-40mL glass viles	1350
Total Metals	HNO_3	1-500mL plastic bottle	↓
Dissolved Metals	HNO_3	1-500mL plastic bottle	↓
1,4-Dioxane	—	2-1L amber glass bottles	↓
Perchlorate	—	1-250mL ~~glass~~ plastic bottle	↓
Radium 224, 226, 228	HNO_3	2-1L plastic bottles	↓
Hex. Chrom.	—	1-250mL plastic bottle	1448

OBSERVATIONS / NOTES:

Circle if Applicable:

MS/MSD	Duplicate ID No.:

Signature(s): Dawn L Mathews

Tetra Tech NUS, Inc.

GROUNDWATER SAMPLE LOG SHEET

Project Site Name: MSA-Dump Road
Project No.: 112ic03292-02

Sample ID No.: MSA-MW6-052611
Sample Location: MW-6
Sampled By: DLM
C.O.C. No.:
Type of Sample:
[] Low Concentration
[] High Concentration

[] Domestic Well Data
[X] Monitoring Well Data
[] Other Well Type:
[] QA Sample Type:

SAMPLING DATA:

Date: 5/26/11	Color (Visual)	pH (S.U.)	S.C. (mS/cm)	Temp. (°C)	Turbidity (NTU)	DO (mg/l)	Salinity (%)	Other
Time: 1359								
Method: Low Flow	Yellow	5.39	1.44	16.96	375	0.57	—	ORP 60

PURGE DATA:

Date: 5/26/11	Volume	pH	S.C.	Temp.	Turbidity	DO	Salinity	Other
Method: Low Flow								
Monitor Reading (ppm): N/A								
Well Casing Diameter & Material Type: 4" PVC								
Total Well Depth (TD): 32.82'								
Static Water Level (WL): 13.47								
One Casing Volume(gal/L): 3.06								
Start Purge (hrs): 1321								
End Purge (hrs): 1420								
Total Purge Time (min): 59								
Total Vol. Purged (gal/L): 2.5								

SAMPLE COLLECTION INFORMATION:

Analysis	Preservative	Container Requirements	Collected
VOC	HCl	3-40mL glass vials	
1,4-Dioxane	—	2-1L amber glass bottles	
Perchlorate	—	1-250mL plastic bottle	
Total Metals	HNO_3	1-500mL plastic bottle	
Dissolved Metals	HNO_3	1-500mL plastic bottle	
GRO/DRO	HCl/None	2-40mL glass vials/2-1L ambers	
Hex. Chrom.	—	1-250mL plastic bottle	

OBSERVATIONS / NOTES:

Circle if Applicable:
MS/MSD | Duplicate ID No.:

Signature(s):

0.365

Tetra Tech NUS, Inc.

GROUNDWATER SAMPLE LOG SHEET

Project Site Name: ~~[illegible]~~ MSA - Dump Road
Project No.: 112IC03292

Sample ID No.: DMW-85-051911
Sample Location: DMW-85
Sampled By: SBC
C.O.C. No.:
Type of Sample:
[] Low Concentration
[] High Concentration

[] Domestic Well Data
[X] Monitoring Well Data
[] Other Well Type:
[] QA Sample Type:

SAMPLING DATA:

Date: 5/19/11	Color	pH	S.C.	Temp.	Turbidity	DO	Salinity	Other
Time: 1305	(Visual)	(S.U.)	(mS/cm)	(°C)	(NTU)	(mg/l)	(%)	ORP
Method: Low Flow	Clear	5.58	1.43	11.89	3.2	0.56	—	104

PURGE DATA:

Date: 5/19/11	Volume	pH	S.C.	Temp.	Turbidity	DO	Salinity	Other
Method: Low Flow		See Low Flow						
Monitor Reading (ppm): —								
Well Casing Diameter & Material								
Type: 2" PVC		Purge Data Sheet						
Total Well Depth (TD):								
Static Water Level (WL): 11.18								
One Casing Volume(gal/L):								
Start Purge (hrs): 1200								
End Purge (hrs): ~~1300~~ 1330								
Total Purge Time (min): 90								
Total Vol. Purged (gal/L): 2gal								

SAMPLE COLLECTION INFORMATION:

Analysis	Preservative	Container Requirements	Collected
VOCs	HCl	3-40 mL vials	
1,4-Dioxane	—	2-1L Ambers	
Perchlorate	—	1-250 mL plastic	
Total PPM	HNO_3	1-500 mL plastic	
Dissolved PPM	HNO_3	1-500 mL plastic	
Mercury			
Hex Chrom	—	1-250 mL plastic	
GRO + DRO	HCl / —	2-40mL vials, 2-1L Ambers	

OBSERVATIONS / NOTES:

Hex Chrom collected @ 1355

Circle if Applicable:

MS/MSD	Duplicate ID No.:
No	No

Signature(s):

Tetra Tech NUS, Inc.

GROUNDWATER SAMPLE LOG SHEET

Page ___ of ___

Project Site Name: MSA Pump Road
Project No.: 112103292

Sample ID No.: DMW-8I
Sample Location: Pump Road
Sampled By: MP
C.O.C. No.:
Type of Sample:
[] Low Concentration
[] High Concentration

[] Domestic Well Data
[X] Monitoring Well Data
[] Other Well Type:
[] QA Sample Type:

SAMPLING DATA:

Date: 5/23/11	Color	pH	S.C.	Temp.	Turbidity	DO	Salinity	Other
Time: 1400	(Visual)	(S.U.)	(mS/cm)	(°C)	(NTU)	(mg/l)	(%)	ORP
Method: Low flow	clear	3.94	1.38	14.47	158	0.55	—	297

PURGE DATA:

Date: 5/23/11	Volume	pH	S.C.	Temp.	Turbidity	DO	Salinity	Other
Method: Low flow								
Monitor Reading (ppm): —		See	Low	flow				
Well Casing Diameter & Material Type: 2" PVC								
Total Well Depth (TD):		Purge	Data	Sheet				
Static Water Level (WL): 13.82								
One Casing Volume(gal/L):								
Start Purge (hrs): 1230								
End Purge (hrs): 1330								
Total Purge Time (min): 60								
Total Vol. Purged (gal/L): 5								

SAMPLE COLLECTION INFORMATION:

Analysis	Preservative	Container Requirements	Collected
VOCs	HCL	3 - 40ml vials	
1,4 Dioxane	—	2 - 1 L Ambers	
Perchlorate	—	1 - 250ml plastic	
Total PPM	HNO_3	1 - 500 ml plastic	
Dissolved PPM	HNO_3	1 - 500 mL plastic	
Mercury			
Hex Chrom	—	1 - 250 ml plastic	
GRO & DRO	HCL/—	2 - 40ml vials, 2 - 1L Ambers	

OBSERVATIONS / NOTES:

Hex Crom Collected @ 1410

Circle if Applicable:

MS/MSD	Duplicate ID No.:
No	No

Signature(s):

Tetra Tech NUS, Inc.

GROUNDWATER SAMPLE LOG SHEET

Project Site Name: MSA - Dump Road
Project No.: 112103292

Sample ID No.: DMW-8D
Sample Location: Dump Road
Sampled By: MP
C.O.C. No.:

[ ] Domestic Well Data
[X] Monitoring Well Data
[ ] Other Well Type:
[ ] QA Sample Type:

Type of Sample:
[ ] Low Concentration
[ ] High Concentration

SAMPLING DATA:

Date: 5/24/11	Color	pH	S.C.	Temp.	Turbidity	DO	Salinity	Other
Time: 1045	(Visual)	(S.U.)	(mS/cm)	(°C)	(NTU)	(mg/l)	(%)	ORP
Method: Low Flow	Clear	4.00	0.652	14.69	0.0	0.68	—	340

PURGE DATA:

Date: 5/24/11	Volume	pH	S.C.	Temp.	Turbidity	DO	Salinity	Other
Method: Low flow								
Monitor Reading (ppm): —								
Well Casing Diameter & Material Type: 2" PVC		See Low Flow						
Total Well Depth (TD):		Purge Data Sheet						
Static Water Level (WL): 13.62								
One Casing Volume(gal/L):								
Start Purge (hrs): 0950								
End Purge (hrs): 1040								
Total Purge Time (min): 50								
Total Vol. Purged (gal/L): 4								

SAMPLE COLLECTION INFORMATION:

Analysis	Preservative	Container Requirements	Collected
VOCs	HCL	3 - 40ml vials	
1,4 Dioxane	—	2 - 1L Ambers	
Perchlorate	—	1 - 250 ml plastic	
Total PPM	HNO_3	1 - 500 ml plastic	
Dissolved PPM	HNO_3	1 - 500 ml plastic	
Mercury			
Hex chrom	—	1 - 250 ml plastic	
GRO & DRO	HCL/—	2 - 40ml vials, 2 - 1L Ambers	

OBSERVATIONS / NOTES:

Hex Chrom sampled @ 1445

Circle if Applicable:

MS/MSD	Duplicate ID No.:
NO	NO

Signature(s):

Tetra Tech NUS, Inc.

GROUNDWATER SAMPLE LOG SHEET

Page___ of ___

Project Site Name: _____
Project No.: _____

[] Domestic Well Data
[✓] Monitoring Well Data
[] Other Well Type: _____
[] QA Sample Type: _____

Sample ID No.: DMW-9S-060611
Sample Location: DMW-9S
Sampled By: CM
C.O.C. No.: _____
Type of Sample:
[✓] Low Concentration
[] High Concentration

SAMPLING DATA:

Date: 6/6/11	Color (Visual)	pH (S.U.)	S.C. (mS/cm)	Temp. (°C)	Turbidity (NTU)	DO (mg/l)	Salinity (%)	Other ORP
Time: 1200								
Method: Bladder Pump	Clear	6.33	1.79	26.49	1.2	4.47	—	-78

PURGE DATA:

Date: 6/6/11	Volume	pH	S.C.	Temp.	Turbidity	DO	Salinity	Other
Method: Bladder Pump								
Monitor Reading (ppm): 0.0								
Well Casing Diameter & Material		(See Low Flow Purge Data Sheet)						
Type: 2" PVC								
Total Well Depth (TD):								
Static Water Level (WL): 8.91								
One Casing Volume(gal/L):								
Start Purge (hrs): 1045								
End Purge (hrs): 1200								
Total Purge Time (min): 75								
Total Vol. Purged (gal/L): 3.5								

SAMPLE COLLECTION INFORMATION:

Analysis	Preservative	Container Requirements	Collected
VOC's	HCl	40 ml VOA	3
Total PPM	HNO_3	500 ml poly	1
Dissolved PPM	HNO_3	500 ml poly	1
1,4 Dioxane	4°C	1 Liter Amber	2
Perchlorate	4°C	250 ml poly	1
1245 Hexachrome	4°C	250 ml poly	1
GRO	HCl	40 ml VOC	2
DRO	4°C	1 Liter Amb	2
Ammonia	H_2SO_4	500 ml poly	1
DOC	H_2SO_4	40 ml VOA Vial	2
OBSERVATIONS / NOTES: Alkalinity, TDS, Anions	4°C	1 Liter	1
MEE	HCl	40 ml VOA Vial	2

Circle If Applicable:

MS/MSD	Duplicate ID No.:

Signature(s):

Tetra Tech NUS, Inc.

GROUNDWATER SAMPLE LOG SHEET

Page ___ of ___

Project Site Name: Martin State Airport
Project No.:

[] Domestic Well Data
[x] Monitoring Well Data
[] Other Well Type:
[] QA Sample Type:

Sample ID No.: MW-9I-060611
Sample Location: MW-9I
Sampled By:
C.O.C. No.:
Type of Sample:
[x] Low Concentration
[] High Concentration

SAMPLING DATA:

Date: 6/6/11	Color	pH	S.C.	Temp.	Turbidity	DO	Salinity	Other
Time: 1520	(Visual)	(S.U.)	(mS/cm)	(°C)	(NTU)	(mg/l)	(%)	ORP
Method: Bladder Pump	LT Grey	5.81	1.15	21.95	339	0.63	-	49

PURGE DATA:

Date: 6/6/11	Volume	pH	S.C.	Temp.	Turbidity	DO	Salinity	Other
Method: Bladder Pump								
Monitor Reading (ppm): 0.0								
Well Casing Diameter & Material		(See Low Flow Purge Data Sheet)						
Type: 2" PVC								
Total Well Depth (TD):								
Static Water Level (WL): 8.89								
One Casing Volume(gal/L):								
Start Purge (hrs): 1340								
End Purge (hrs): 1515								
Total Purge Time (min): 95								
Total Vol. Purged (gal/L): 4.5								

SAMPLE COLLECTION INFORMATION:

Analysis	Preservative	Container Requirements	Collected
VOC's	HCl	40 ml VOA Vials	3
Total PPM	HNO_3	500 ml Poly	1
Dissolved PPM	HNO_3	500 ml Poly	1
1,4-Dioxane	4°C	1 Liter Amber Glass	2
Perchlorate	4°C	250 ml Poly	1
1540 Hexchrome	4°C	250 ml poly	1
Ammonia	H_2SO_4	500 ml poly	1
DOC	H_2SO_4	40 ml VOA Vial	2
Methane Ethane Ethene	HCl	40 ml VOA Vial	2

OBSERVATIONS / NOTES:

Circle if Applicable:

MS/MSD | Duplicate ID No.:

Signature(s):

Tetra Tech NUS, Inc.

GROUNDWATER SAMPLE LOG SHEET

Page___ of ___

Project Site Name: Martin State Airport
Project No.:

Sample ID No.: DMW-9D-060611
Sample Location: DMW-9D
Sampled By: CM
C.O.C. No.:

[] Domestic Well Data
[x] Monitoring Well Data
[] Other Well Type:
[] QA Sample Type:

Type of Sample:
[x] Low Concentration
[] High Concentration

SAMPLING DATA:

Date: 6/6/11	Color (Visual)	pH (S.U.)	S.C. (mS/cm)	Temp. (°C)	Turbidity (NTU)	DO (mg/l)	Salinity (‰)	Other
Time: 1715								
Method: Bladder Pump								

PURGE DATA:

Date: 6/6/11	Volume	pH	S.C.	Temp.	Turbidity	DO	Salinity	Other
Method: Bladder Pump								
Monitor Reading (ppm): 0.0								
Well Casing Diameter & Material								
Type: 2" PVC		(See Low Flow Purge Data Sheet)						
Total Well Depth (TD): —								
Static Water Level (WL): 9.18								
One Casing Volume(gal/L):								
Start Purge (hrs): 1615								
End Purge (hrs): 1710								
Total Purge Time (min): 55								
Total Vol. Purged (gal/L): 3.5								

SAMPLE COLLECTION INFORMATION:

Analysis	Preservative	Container Requirements	Collected
VOC			
Total PPM			
Dissolved PPM			
1,4-Dioxane			
Perchlorate			
1735 Hexchrome			
Ammonia			
DOC			
Alkalinity TDS, Anions			
Methane Ethane Ethene			

OBSERVATIONS / NOTES:

Circle If Applicable:

MS/MSD | Duplicate ID No.:

Signature(s):

Tetra Tech NUS, Inc.

GROUNDWATER SAMPLE LOG SHEET

Project Site Name: Martin State Airport
Project No.: 112TC03292-02

[] Domestic Well Data
[X] Monitoring Well Data
[] Other Well Type:
[] QA Sample Type:

Sample ID No.: DMW105-060211
Sample Location: DMW105
Sampled By: LP
C.O.C. No.:
Type of Sample:
[] Low Concentration
[] High Concentration

SAMPLING DATA:

	Color (Visual)	pH (S.U.)	S.C. (mS/cm)	Temp. (°C)	Turbidity (NTU)	DO (mg/l)	Salinity (%)	Other ORP
Date: 6-2-11								
Time: 1545								
Method: Bladder pump	Slightly	6.45	1.92	14.30	120	0.76	NA	-72

PURGE DATA:

	Volume	pH	S.C.	Temp.	Turbidity	DO	Salinity	Other
Date: 6-2-11								
Method: Bladder Pump								
Monitor Reading (ppm): 0.0								
Well Casing Diameter & Material Type: 2" PVC			See Low Flow purge data sheet					
Total Well Depth (TD): —								
Static Water Level (WL): 7.10								
One Casing Volume(gal/L): —								
Start Purge (hrs): 1449								
End Purge (hrs): 1540								
Total Vol. Purged (gal/L) 2.5								

SAMPLE COLLECTION INFORMATION:

Analysis	Preservative	Container Requirements	Collected
VOCs	HCl	3 - 40 ml VOA	✓
Total RPM	HNO3	1 - 500 ml Poly	✓
Diss RPM	HNO3	1 - 500 ml Poly	✓
1,4 Dioxane	—	2 - 1L Ambers	✓
Perchlorate	—	1 - 250 ml Poly	✓
Hex Chrom	—	1 - 250 ml Poly	✓
~~Ra-224, 226, 228~~	~~HNO3~~	~~3 -~~	
CNs	HCl	2 - 40 ml VOA	✓
DNs	—	2 - 1L Ambers	✓

OBSERVATIONS / NOTES:

Circle if Applicable:
MS/MSD | Duplicate ID No.:

Signature(s):

Tetra Tech NUS, Inc.

GROUNDWATER SAMPLE LOG SHEET

Project Site Name: Martin State Airport
Project No.: ~~112IC0392~~ 112IC03292-02

[] Domestic Well Data
[x] Monitoring Well Data
[] Other Well Type:
[] QA Sample Type:

Sample ID No.: DMW-11S-060911
Sample Location: MW-11S
Sampled By: CM
C.O.C. No.:
Type of Sample:
[x] Low Concentration
[] High Concentration

SAMPLING DATA:

Date: 6/9/11	Color (Visual)	pH (S.U.)	S.C. (mS/cm)	Temp. (°C)	Turbidity (NTU)	DO (mg/l)	Salinity (%)	Other ORP
Time: 1150								
Method: Bladder Pump	Clear	6.01	0.652	21.3	4.70	0.00	0.0	-37

PURGE DATA:

Date: 6/9/11	Volume	pH	S.C.	Temp.	Turbidity	DO	Salinity	Other
Method: Bladder Pump								
Monitor Reading (ppm): 0.0								
Well Casing Diameter & Material								
Type: 2" PVC (Top of Pump)		(See Low Flow Purge Data Sheet)						
Total Well Depth (TD): 12.51								
Static Water Level (WL): 4.27								
One Casing Volume(gal/L): —								
Start Purge (hrs): 1030								
End Purge (hrs): 1145								
Total Purge Time (min): 75								
Total Vol. Purged (gal/L): 3.5								

SAMPLE COLLECTION INFORMATION:

Analysis	Preservative	Container Requirements	Collected
VOC's	HCl	40 ml VOA Vial	5
1,4-Dioxane	4°C	1 Liter Amber Glass	2
Total PPM	HNO_3	500 ml Poly	1
Dissolved PPM	HNO_3	500 ml Poly	1
Perchlorate	4°C	250 ml Poly	1
Hexchrome	4°C	250 ml Poly	1
DRO	4°C	1 Liter Amber Glass	2
GRO	HCl	40 ml VOA Vials	2
Ammonia	H_2SO_4	500 ml Poly	1
Alkalinity, Anions, TDS	None	1 Liter Poly	1
OBSERVATIONS / NOTES: DOC	H_2SO_4	40 ml VOA Vials	2
Methane Ethane Ethene	HCl	40 ml VOA Vials	2

Circle If Applicable:

MS/MSD	Duplicate ID No.:

Signature(s):

Tetra Tech NUS, Inc.

GROUNDWATER SAMPLE LOG SHEET

Project Site Name: Martin State Airport
Project No.: 112IC03292

[] Domestic Well Data
[x] Monitoring Well Data
[] Other Well Type:
[] QA Sample Type:

Sample ID No.: DMW-MW11I-060911
Sample Location: MW-11I
Sampled By: CM
C.O.C. No.:
Type of Sample:
[x] Low Concentration
[] High Concentration

SAMPLING DATA:

Date: 6/9/11	Color (Visual)	pH (S.U.)	S.C. (mS/cm)	Temp. (°C)	Turbidity (NTU)	DO (mg/l)	Salinity (%)	Other ORP
Time: 1440								
Method: Bladder Pump	Lt Grey	4.65	0.022	20.2	16.6	0.00	0.0	280

PURGE DATA:

Date: 6/9/11	Volume	pH	S.C.	Temp.	Turbidity	DO	Salinity	Other
Method: Bladder Pump								
Monitor Reading (ppm): 0.0								
Well Casing Diameter & Material Type: 2" PVC		(See Low Flow Purge Data Sheet)						
Total Well Depth (TD): Top Pump 33'								
Static Water Level (WL): 6.22								
One Casing Volume(gal/L):								
Start Purge (hrs): 1305								
End Purge (hrs): 1440								
Total Purge Time (min): 95								
Total Vol. Purged (gal/L): 4.0								

SAMPLE COLLECTION INFORMATION:

Analysis	Preservative	Container Requirements	Collected
VOC	HCl	40 ml VOA Vials	9
1,4-Dioxane	4°C	1 Liter Amber Glass	6
Total PPM	HNO_3	500 ml poly	3
Dissolved PPM	HNO_3	500 ml poly	3
Perchlorate	4°C	250 ml poly	3
1530 Hexchrome	4°C	250 ml Poly	3

OBSERVATIONS / NOTES:

MS/MSD collected at this location

Circle If Applicable:
(MS/MSD) Duplicate ID No.:

Signature(s):

Tetra Tech NUS, Inc.

GROUNDWATER SAMPLE LOG SHEET

Project Site Name: Martin State Airport
Project No.: 112IC03292-02

[] Domestic Well Data
[X] Monitoring Well Data
[] Other Well Type:
[] QA Sample Type:

Sample ID No.: DMW14I-051911
Sample Location: DMW14I
Sampled By: WP
C.O.C. No.:
Type of Sample:
[] Low Concentration
[] High Concentration

SAMPLING DATA:

	Color (Visual)	pH (S.U.)	S.C. (mS/cm)	Temp. (°C)	Turbidity (NTU)	DO (mg/l)	Salinity (%)	Other
Date: 5-19-11								
Time: 1056								
Method: Peristaltic pump	Slightly	6.13	1.47	16.33	23.5	0.66	NA	-51

PURGE DATA:

	Volume	pH	S.C.	Temp.	Turbidity	DO	Salinity	Other
Date: 5-19-11								
Method: Peristaltic pump								
Monitor Reading (ppm): 0.0								
Well Casing Diameter & Material Type: 2" PVC			See	low	flow	purge		
Total Well Depth (TD): —								
Static Water Level (WL): 9.35			Data	Sheet				
One Casing Volume(gal/L): —								
Start Purge (hrs): 1010								
End Purge (hrs): 1056								
Total Purge Time (min): 46								
Total Vol. Purged (gal/L): 2.0								

SAMPLE COLLECTION INFORMATION:

Analysis	Preservative	Container Requirements	Collected
Vocs + Tics	HCl	3 - 40 ml VOA	✓
Total PPM	HNO3	1 - 500 ml Poly	✓
Diss PPM	HNO3	1 - 500 ml Poly	✓
1,4 Dioxane	—	2 - 1L Ambers	✓
Perchlorate	—	1 - 250 ml Poly	✓
Hex Chrom	—	1 - 250 ml Poly	✓

OBSERVATIONS / NOTES:

Circle If Applicable:

MS/MSD	Duplicate ID No.:	Signature(s):
—	—	Walt P[illegible]

Tetra Tech NUS, Inc

GROUNDWATER SAMPLE LOG SHEET

Project Site Name: Martin State Airport
Project No.: 112IC03292-02

[] Domestic Well Data
[X] Monitoring Well Data
[] Other Well Type:
[] QA Sample Type:

Sample ID No.: DMW14D-051811
Sample Location: DMW14D
Sampled By: WP
C.O.C. No.:
Type of Sample:
[] Low Concentration
[] High Concentration

SAMPLING DATA:

Date: 5-19-11	Color (Visual)	pH (S.U.)	S.C. (mS/cm)	Temp. (°C)	Turbidity (NTU)	DO (mg/l)	Salinity (%)	Other ORP
Time: 1209								
Method: Peristaltic pump	Clear	4.83	0.020	15.96	0.0	4.22	NA	218

PURGE DATA:

Date: 5-19-11	Volume	pH	S.C.	Temp.	Turbidity	DO	Salinity	Other
Method: Peristaltic pump								
Monitor Reading (ppm): 0.0								
Well Casing Diameter & Material Type: 2" PVC			SEE	low	flow	purge		
Total Well Depth (TD): —			Data	sheet				
Static Water Level (WL): 6.35								
One Casing Volume(gal/L): —								
Start Purge (hrs): 1119								
End Purge (hrs): 1204								
Total Purge Time (min): 46								
Total Vol. Purged (gal/L): 2.5								

SAMPLE COLLECTION INFORMATION:

Analysis	Preservative	Container Requirements	Collected
VOCs + TICs	HCl	3 - 40 ml VOA	✓
Total PPM	HNO3	1 - 500 ml Poly	✓
Diss PPM	HNO3	1 - 500 ml Poly	✓
1,4 Dioxane	—	2 - 1L Ambers	✓
Perchlorate	—	1 - 250 ml Poly	✓
Hex Chrom	—	1 - 250 ml Poly	✓

OBSERVATIONS / NOTES:

Circle if Applicable:

MS/MSD — Duplicate ID No.:

Signature(s): Walt Pe

Tetra Tech NUS, Inc.

GROUNDWATER SAMPLE LOG SHEET

Project Site Name: Martin State Airport
Project No.: 112IC03292-02

[] Domestic Well Data
[X] Monitoring Well Data
[] Other Well Type:
[] QA Sample Type:

Sample ID No.: MW15s-051611
Sample Location: MW15S
Sampled By: VP
C.O.C. No.:
Type of Sample:
[] Low Concentration
[] High Concentration

SAMPLING DATA:

Date: 5-16-11 / Time: 1101 / Method: Peristaltic pump	Color (Visual)	pH (S.U.)	S.C. (mS/cm)	Temp. (°C)	Turbidity (NTU)	DO (mg/l)	Salinity (%)	Other ORP
	Clear	4.51	0.438	14.39	0.4	0.64	NM	236

PURGE DATA:

	Volume	pH	S.C.	Temp.	Turbidity	DO	Salinity	Other
Date: 5-16-11								
Method: Peristaltic pump								
Monitor Reading (ppm): 0.0								
Well Casing Diameter & Material Type: 2" PVC		See low flow purge						
Total Well Depth (TD): —								
Static Water Level (WL): 5.00			Data	Sheet				
One Casing Volume(gal/L): —								
Start Purge (hrs): 0924								
End Purge (hrs): 1056								
Total Purge Time (min): 92								
Total Vol. Purged (gal/L): 3.5								

SAMPLE COLLECTION INFORMATION:

Analysis	Preservative	Container Requirements	Collected
VOCs + TICs (8260B)	HCl	3 - 40 ml VOA	✓
Total metals (6020B)	HNO3	1 - 500 ml Poly	✓
Diss metals (6020B)	HNO3	1 - 500 ml Poly	✓
1,4 Dioxane (8270C)	—	2 - 1L Ambers	✓
Perchlorate (314)	—	1 - 250 ml Poly	✓
Hex Chrom (7199)	—	1 - 250 ml Poly	✓
GRO (8015B)	HCl	2 - 40 ml VOA	✓
DRO (8015B)	—	2 - 1L Ambers	✓

OBSERVATIONS / NOTES:

Hex Chrom collected @ 1320

Circle if Applicable:

MS/MSD | Duplicate ID No.:

Signature(s):

Walt Pz

Tetra Tech NUS, Inc.

GROUNDWATER SAMPLE LOG SHEET

Project Site Name: Martin State Airport
Project No.: 112IC03292-02

[] Domestic Well Data
[X] Monitoring Well Data
[] Other Well Type:
[] QA Sample Type:

Sample ID No.: ~~MW~~ MW15I-050611
Sample Location: MW15I
Sampled By: WP
C.O.C. No.:
Type of Sample:
[] Low Concentration
[] High Concentration

SAMPLING DATA:

	Color	pH	S.C.	Temp.	Turbidity	DO	Salinity	Other
Date: 5-16-11	(Visual)	(S.U.)	(mS/cm)	(°C)	(NTU)	(mg/l)	(%)	orp
Time: 1300								
Method: Peristaltic pump	Slightly	5.29	0.072	15.64	37.6	0.64	NA	109

PURGE DATA:

	Volume	pH	S.C.	Temp.	Turbidity	DO	Salinity	Other
Date: 5-16-11								
Method: Peristaltic pumps								
Monitor Reading (ppm): 0.0								
Well Casing Diameter & Material Type: 2" PVC		See Low flow purge Data Sheet						
Total Well Depth (TD): —								
Static Water Level (WL): 5.35								
One Casing Volume(gal/L): —								
Start Purge (hrs): 1143								
End Purge (hrs): 1255								
Total Purge Time (min): 72								
Total Vol. Purged (gal/L): 40								

SAMPLE COLLECTION INFORMATION:

Analysis	Preservative	Container Requirements	Collected
VOCs + TICs	HCl	3 - 40 ml VOA	✓
Total PPM	HNO3	1 - 500 ml Poly	✓
Diss PPM	HNO3	1 - 500 ml Poly	✓
1,4 Dioxane	—	2 - 1L Ambers	✓
Perchlorate	—	1 - 250 ml Poly	✓
Hex chrom	—	1 - 250 ml Poly	✓
~~GRO~~	~~HCl~~	~~2 - 40 ml VOA~~	
~~DRO~~	—	~~2 - 1L Ambers~~	

OBSERVATIONS / NOTES:

Circle if Applicable:

MS/MSD — Duplicate ID No.:

Signature(s):

Walt Pe

Tetra Tech NUS, Inc

GROUNDWATER SAMPLE LOG SHEET

Project Site Name: Martin State Airport
Project No.: 112EC03292-02

[] Domestic Well Data
[X] Monitoring Well Data
[] Other Well Type:
[] QA Sample Type:

Sample ID No.: MW15D-051611
Sample Location: MW15D
Sampled By: WP
C.O.C. No.:
Type of Sample:
[] Low Concentration
[] High Concentration

SAMPLING DATA:

Date: 5-16-11 / Time: 1433 / Method: Peristaltic pump	Color (Visual)	pH (S.U.)	S.C. (mS cm)	Temp. (°C)	Turbidity (NTU)	DO (mg/l)	Salinity (%)	Other ORP
	Slightly	5.26	0.052	15.48	30.8	9.55	NA	155

PURGE DATA:

	Volume	pH	S.C.	Temp.	Turbidity	DO	Salinity	Other
Date: 5-16-11								
Method: Peristaltic pump								
Monitor Reading (ppm): 0.0								
Well Casing Diameter & Material Type: 2" PVC								
Total Well Depth (TD): —			See Low Flow Purge					
Static Water Level (WL): 5.34								
One Casing Volume(gal/L): —			Data Sheet					
Start Purge (hrs): 1326								
End Purge (hrs): 1428								
Total Purge Time (min): 62								
Total Vol. Purged (gal/L): 4.0								

SAMPLE COLLECTION INFORMATION:

Analysis	Preservative	Container Requirements	Collected
VOCs + TICs	HCl	3 - 40 ml VOA	✓
Total PAM	HNO3	1 - 500 ml Poly	✓
Diss PAM	HNO3	1 - 500 ml Poly	✓
1,4 Dioxane	—	2 - 1L Ambers	✓
Perchlorate	—	1 - 250 ml Poly	✓
Hex Chrom	—	1 - 250 ml Poly	✓

OBSERVATIONS / NOTES:

Circle if Applicable:
MS/MSD
Duplicate ID No.:

Signature(s):

Tetra Tech NUS, Inc.

GROUNDWATER SAMPLE LOG SHEET

Project Site Name: Martin State Airport
Project No.: 112IC03292-07

[] Domestic Well Data
[X] Monitoring Well Data
[] Other Well Type:
[] QA Sample Type:

Sample ID No.: MW16S-051611
Sample Location: MW16S
Sampled By: WP
C.O.C. No.:
Type of Sample:
[] Low Concentration
[] High Concentration

SAMPLING DATA:

Date: 5-16-11 / Time: 1018 / Method: Peristaltic pump	Color (Visual)	pH (S.U.)	S.C. (mS/cm)	Temp. (°C)	Turbidity (NTU)	DO (mg/l)	Salinity (‰)	Other ORP
	Clarity	6.32	2.05	~~16~~ 14.07	102	0.56	NA	-77

PURGE DATA:

Date: 5-16-11	Volume	pH	S.C.	Temp.	Turbidity	DO	Salinity	Other
Method: Peristaltic pump								
Monitor Reading (ppm): 0.0								
Well Casing Diameter & Material Type: 2" PVC								
Total Well Depth (TD): —			See Low Flow Purge					
Static Water Level (WL): 7.70								
One Casing Volume(gal/L): —			Data Sheet					
Start Purge (hrs): 0920								
End Purge (hrs): 1013								
Total Purge Time (min): 53								
Total Vol. Purged (gal/L): 2.5								

SAMPLE COLLECTION INFORMATION:

Analysis	Preservative	Container Requirements	Collected
VOCs + TICs	HCl	3 – 40 ml VOA	✓
Total PPM	HNO3	1 – 500 ml Poly	✓
Diss PPM	HNO3	1 – 500 ml Poly	✓
1,4 Dioxane	—	2 – 1L Ambers	✓
Perchlorate	—	1 – 250 ml Poly	✓
Hex Chrom	—	1 – 250 ml Poly	✓
GRO	HCl	2 – 40 ml VOA	✓
DRO	—	2 – 1L Ambers	✓
Ra 226 & 228	HNO3	1 – 1L Poly	✓

OBSERVATIONS / NOTES:

Hex Chrom Collected @ 1240

Circle if Applicable:

MS/MSD —

Duplicate ID No.:

Signature(s):

Walt Pe

Tetra Tech NUS, Inc.

GROUNDWATER SAMPLE LOG SHEET

Project Site Name: Martin State Airport
Project No.: 112FC03292-02

[] Domestic Well Data
[X] Monitoring Well Data
[] Other Well Type:
[] QA Sample Type:

Sample ID No.: MW16I-051814
Sample Location: MW16I
Sampled By: MP
C.O.C. No.:
Type of Sample:
[] Low Concentration
[] High Concentration

SAMPLING DATA:

Date: 5-18-11 / Time: 1203 / Method: Peristaltic Pump	Color (Visual)	pH (S.U.)	S.C. (mS/cm)	Temp. (°C)	Turbidity (NTU)	DO (mg/l)	Salinity (%)	Other ORP
	Clear	5.37	0.110	14.73	120	0.97	NA	85

PURGE DATA:

Date: 5-18-11	Volume	pH	S.C.	Temp.	Turbidity	DO	Salinity	Other
Method: Peristaltic pump								
Monitor Reading (ppm): 0.0								
Well Casing Diameter & Material Type: 2" PVC			See low flow purge data sheet					
Total Well Depth (TD): —								
Static Water Level (WL): 6.85								
One Casing Volume(gal/L): —								
Start Purge (hrs): 1106								
End Purge (hrs): 1158								
Total Purge Time (min): 52								
Total Vol. Purged (gal/L): 2.5								

SAMPLE COLLECTION INFORMATION:

Analysis	Preservative	Container Requirements	Collected
VOCs + TICs	HCl	3 – 40 ml VOA	✓
Total ARM	HNO3	1 – 500 ml Poly	✓
Diss ARM	HNO3	1 – 500 ml Poly	✓
1,4 Dioxane	—	2 – 1L Ambers	✓
Perchlorate	—	1 – 250 ml Poly	✓
Hex Chrom	—	1 – 250 ml Poly	✓
Ra 226 + 228	HNO3	1 – 1L Poly	✓

OBSERVATIONS / NOTES:

Circle if Applicable:
MS/MSD
Duplicate ID No.:

Signature(s):
Walt R

Tetra Tech NUS, Inc.

GROUNDWATER SAMPLE LOG SHEET

Project Site Name: Martin State Airport
Project No.: 112SC03292-02

[] Domestic Well Data
[X] Monitoring Well Data
[] Other Well Type:
[] QA Sample Type:

Sample ID No.: MW16D-050811
Sample Location: MW16D
Sampled By: MP
C.O.C. No.:
Type of Sample:
[] Low Concentration
[] High Concentration

SAMPLING DATA:

Date: 5-18-11 Time: 1542 Method: Peristaltic pump	Color (Visual)	pH (S.U.)	S.C. (mS/cm)	Temp. (°C)	Turbidity (NTU)	DO (mg/l)	Salinity (%)	Other ORP
	Slightly	4.69	0.030	14.52	14.7	1.61	NA	196

PURGE DATA:

Date: 5-18-11 Method: Peristaltic pump Monitor Reading (ppm): 0.0 Well Casing Diameter & Material Type: 2" PVC Total Well Depth (TD): — Static Water Level (WL): 6.95' One Casing Volume(gal/L): — Start Purge (hrs): 1436 End Purge (hrs): 1537 Total Purge Time (min): 61 Total Vol. Purged (gal/L): 4.0	Volume	pH	S.C.	Temp.	Turbidity	DO	Salinity	Other
			See low flow Purge Data Sheet					

SAMPLE COLLECTION INFORMATION:

Analysis	Preservative	Container Requirements	Collected
VOCs + TICs	HCl	3 - 40 ml VOA	✓
Total PPM	HNO_3	1 - 500 ml Poly	✓
Diss PPM	HNO_3	1 - 500 ml Poly	✓
1,4 Dioxane	—	2 - 1L Ambers	✓
Perchlorate	—	1 - 250 ml Poly	✓
Hex Chrom	—	1 - 250 ml Poly	✓
Ra 224, 226, 228	HNO_3	1 - 1L Poly	✓

OBSERVATIONS / NOTES:

Circle if Applicable:
MS/MSD
Duplicate ID No.:

Signature(s):

Tetra Tech NUS, Inc.

GROUNDWATER SAMPLE LOG SHEET

Project Site Name: Martin State Airport
Project No.: 112IC03292-02

[] Domestic Well Data
[X] Monitoring Well Data
[] Other Well Type:
[] QA Sample Type:

Sample ID No.: MW17S-060611
Sample Location: MW17S
Sampled By: K. Smith
C.O.C. No.:
Type of Sample:
[] Low Concentration
[] High Concentration

SAMPLING DATA:

Date: 6/6/11	Color (Visual)	pH (S.U.)	S.C. (mS/cm)	Temp. (^{0}C)	Turbidity (NTU)	DO (mg/l)	Salinity (%)	Other ORP
Time: 1135								
Method: Low Flow	Clear	6.68	0.768	17.82	8.0	0.54	0	-129

PURGE DATA:

Date: 6/6/11	Volume	pH	S.C.	Temp.	Turbidity	DO	Salinity	Other
Method: Peristaltic Pump								
Monitor Reading (ppm): —		See Low Flow						
Well Casing Diameter & Material Type: 2" PVC								
Total Well Depth (TD):		Purge Data Sheet						
Static Water Level (WL): 6.62								
One Casing Volume(gal/L):								
Start Purge (hrs): 1015								
End Purge (hrs): 1130								
Total Purge Time (min): 75								
Total Vol. Purged (gal/L):								

SAMPLE COLLECTION INFORMATION:

Analysis	Preservative	Container Requirements	Collected
VOCs	HCl	3-40 mL vials	✓
1,4 Dioxane	—	2-1L Ambers	✓
Perchlorate	—	1-250 mL plastic	✓
Total PPM	HNO_3	1-500 mL plastic	✓
Dissolved PPM	HNO_3	1-500 mL plastic	✓
DRO	~~HCl~~ H_2SO_4	2-1L Ambers	✓
GRO	HCl	2-40 mL vials	✓
Hexavalent Chromium			

OBSERVATIONS / NOTES:

Hex chrom collected @ 1225.

Circle if Applicable:

MS/MSD | Duplicate ID No.:

Signature(s):

Tetra Tech NUS, Inc.

GROUNDWATER SAMPLE LOG SHEET

Project Site Name: Manton State Airport
Project No.: 112SC03292-02

[] Domestic Well Data
[X] Monitoring Well Data
[] Other Well Type:
[] QA Sample Type:

Sample ID No.: MW17I-051911
Sample Location: MW17I
Sampled By: VP
C.O.C. No.:
Type of Sample:
[] Low Concentration
[] High Concentration

SAMPLING DATA:

Date: 5-19-11	Color (Visual)	pH (S.U.)	S.C. (mS/cm)	Temp. (°C)	Turbidity (NTU)	DO (mg/l)	Salinity (%)	Other
Time: 1519								
Method: Peristaltic pump	Slightly	4.90	0.067	16.49	65.2	0.62	NA	ORP 119

PURGE DATA:

Date: 5-19-11	Volume	pH	S.C.	Temp.	Turbidity	DO	Salinity	Other
Method: Peristaltic pump								
Monitor Reading (ppm): 0.0								
Well Casing Diameter & Material Type: 2" PVC			See low flow purge					
Total Well Depth (TD): —								
Static Water Level (WL): 4.70			Data Sheet					
One Casing Volume(gal/L): —								
Start Purge (hrs): 1428								
End Purge (hrs): 1514								
Total Vol. Purged (gal/L): 2.0								

SAMPLE COLLECTION INFORMATION:

Analysis	Preservative	Container Requirements	Collected
VOCs + TICs	HCl	3 - 40 ml VOA	✓
Total Mn	HNO3	1 - 500 ml Poly	✓
Diss Mn	HNO3	1 - 500 ml Poly	✓
1,4 Dioxane	—	2 - 1L Ambers	✓
Perchlorate	—	1 - 250 ml Poly	✓
Hex Chrom	—	1 - 250 ml Poly	✓

OBSERVATIONS / NOTES:

Circle if Applicable:

MS/MSD	Duplicate ID No.:
—	—

Signature(s): Walt Re

Tetra Tech NUS, Inc.

GROUNDWATER SAMPLE LOG SHEET

Project Site Name: Martin State Airport
Project No.: 112IC03292-02

[] Domestic Well Data
[X] Monitoring Well Data
[] Other Well Type:
[] QA Sample Type:

Sample ID No.: MW18S-060611
Sample Location: MW18S
Sampled By: K. Smith
C.O.C. No.:
Type of Sample:
[] Low Concentration
[] High Concentration

SAMPLING DATA:

Date: 6/6/11	Color	pH	S.C.	Temp.	Turbidity	DO	Salinity	Other
Time: ~~1555~~ 1605	(Visual)	(S.U.)	(mS/cm)	(^{0}C)	(NTU)	(mg/l)	(%)	ORP
Method: Peristaltic Pump	slightly turbid	6.11	5.23	16.6	21.4	0.79	0	-41

PURGE DATA:

Date: 6/6/11	Volume	pH	S.C.	Temp.	Turbidity	DO	Salinity	Other
Method: Low Flow		See Low Flow Purge Data Sheet						
Monitor Reading (ppm): -								
Well Casing Diameter & Material Type: 2" PVC								
Total Well Depth (TD):								
Static Water Level (WL): 7.32								
One Casing Volume(gal/L):								
Start Purge (hrs): 1430								
End Purge (hrs): 1600								
Total Purge Time (min): 90								
Total Vol. Purged (gal/L):								

SAMPLE COLLECTION INFORMATION:

Analysis	Preservative	Container Requirements	Collected
VOCs	HCl	3-40 mL vials	✓
Total PPM	HNO_3	1-500 mL plastic	✓
Dissolved PPM	HNO_3	1-500 mL plastic	✓
1,4-Dioxane	—	2-1 L Ambers	✓
Perchlorate	—	1-250 mL plastic	✓
Ammonia	H_2SO_4	1-500 mL plastic	✓
DOC	~~H_2SO_4~~	2-1 L Ambers	✓
Alk, TDS, Anions	—	1-L amber	✓
MEE	HCl	2-40 mL vials	✓

OBSERVATIONS / NOTES:

Hex chrom collected @ 1605

Circle if Applicable:

MS/MSD | Duplicate ID No.:

Signature(s):

Tetra Tech NUS, Inc.

GROUNDWATER SAMPLE LOG SHEET

Project Site Name: Marion State Airport
Project No.: 112C10329Z-02

[] Domestic Well Data
[X] Monitoring Well Data
[] Other Well Type:
[] QA Sample Type:

Sample ID No.: MW18I-060611
Sample Location: MW18I
Sampled By: K SMITH
C.O.C. No.:
Type of Sample:
[] Low Concentration
[] High Concentration

SAMPLING DATA:

Date: 06-06-11	Color	pH	S.C.	Temp.	Turbidity	DO	Salinity	Other
Time: 1350	(Visual)	(S.U.)	(mS/cm)	(°C)	(NTU)	(mg/l)	(%)	ORP
Method: Peristaltic pump	Brown	5.16	2.49	19.60	0.0	0.42	0	121

PURGE DATA:

Date: 06/06/11	Volume	pH	S.C.	Temp.	Turbidity	DO	Salinity	Other
Method: peristaltic pump								
Monitor Reading (ppm): 0.0								
Well Casing Diameter & Material Type: 2" PVC				see Low Flow purge				
Total Well Depth (TD): —								
Static Water Level (WL): 7.32				Data Sheet				
One Casing Volume(gal/L): —								
Start Purge (hrs): 1245								
End Purge (hrs): 1350								
Total Purge Time (min): 65								
Total Vol. Purged (gal/L):								

SAMPLE COLLECTION INFORMATION:

Analysis	Preservative	Container Requirements	Collected
VOCs	HCl	3 - 40 mL vials	
Total PPM	HNO_3	1 - 500 mL poly	
Dissolved PPM	HNO_3	1 - 500 mL poly	
1,4-Dioxane	—	2 - 1 Liter Amber	
Perchlorate	—	1 - 250 mL poly	
Hexa chrome	—	1 - 250 mL poly	

OBSERVATIONS / NOTES:

Circle if Applicable:

MS/MSD	Duplicate ID No.:	Signature(s):
—	—	

Tetra Tech NUS, Inc.

GROUNDWATER SAMPLE LOG SHEET

Page ___ of ___

Project Site Name: Martin State Airport
Project No.: 112EC03292-02

[] Domestic Well Data
[X] Monitoring Well Data
[] Other Well Type:
[] QA Sample Type:

Sample ID No.: MW19I-060111
Sample Location: MW19I-MARTIN
Sampled By: K. SMITH
C.O.C. No.:
Type of Sample:
[] Low Concentration
[] High Concentration

SAMPLING DATA:

Date: 06-01-2011	Color	pH	S.C.	Temp.	Turbidity	DO	Salinity	Other
Time: 1030	(Visual)	(S.U.)	(mS/cm)	(°C)	(NTU)	(mg/l)	(%)	ORP
Method: Peristaltic pump	Cloudy	5.53	0.724	26.96	82.7	0.52	0	17

PURGE DATA:

Date: 06-01-2011	Volume	pH	S.C.	Temp.	Turbidity	DO	Salinity	Other
Method: Peristaltic pump								
Monitor Reading (ppm): 0.0								
Well Casing Diameter & Material Type: 2" PVC				SEE	LOW FLOW	PURGE		
Total Well Depth (TD): —								
Static Water Level (WL): 6.13				DATA	SHEET			
One Casing Volume(gal/L): —								
Start Purge (hrs): 0940								
End Purge (hrs): 1030								
Total Purge Time (min): 50								
Total Vol. Purged (gal/L):								

SAMPLE COLLECTION INFORMATION:

Analysis	Preservative	Container Requirements	Collected
VOCs	HCL	3-40ml Vials	✓
Total ppm	HNO3	1-500ml poly	✓
Dissolved PPM	HNO3	1-500ml poly	✓
1,4 Dioxane	—	2-1L Amber	✓
Perchlorate	—	1-250 mL poly	✓
Hex chrom	—	1-250 mL poly	✓

OBSERVATIONS / NOTES:

Circle if Applicable:

MS/MSD	Duplicate ID No.:
—	—

Signature(s): Kendra Smith

Tetra Tech NUS, Inc.

GROUNDWATER SAMPLE LOG SHEET

Project Site Name: Martin State Airport
Project No.: 112IC03292-02

[] Domestic Well Data
[X] Monitoring Well Data
[] Other Well Type:
[] QA Sample Type:

Sample ID No.: MW19D-060111
Sample Location: MW19D
Sampled By: K. SMITH
C.O.C. No.:
Type of Sample:
[] Low Concentration
[] High Concentration

SAMPLING DATA:

Date: 06-01-2011	Color (Visual)	pH (S.U.)	S.C. (mS/cm)	Temp. (°C)	Turbidity (NTU)	DO (mg/l)	Salinity (%)	Other
Time: 1205								
Method: Peristaltic pump	Clear	4.90	0.560	27.98	116.1	0.59	0	ORP 121

PURGE DATA:

Date: 06-01-2011	Volume	pH	S.C.	Temp.	Turbidity	DO	Salinity	Other
Method: Peristaltic pump								
Monitor Reading (ppm): 0.0								
Well Casing Diameter & Material Type: 2" PVC			SEE LOW FLOW PURGE DATA SHEET					
Total Well Depth (TD): —								
Static Water Level (WL): 5.77								
One Casing Volume(gal/L): —								
Start Purge (hrs): 1100								
End Purge (hrs): 1205								
Total Purge Time (min): 65								
Total Vol. Purged (gal/L):								

SAMPLE COLLECTION INFORMATION:

Analysis	Preservative	Container Requirements	Collected
VOCs	HCL	3 x 40ml vials	✓
1,4 Dioxane	—	2- Liters Ambers	✓
Perchlorate	—	1-250 ml poly	✓
Total PPM	HNO3	1-500ml poly	✓
Dissolved PPM	HNO3	1-500ml poly	✓
Hexchrom	—	1-250 ml poly	✓

OBSERVATIONS / NOTES:

Circle if Applicable:

MS/MSD	Duplicate ID No.:
—	—

Signature(s): Kendra Smith

Tetra Tech NUS, Inc.

GROUNDWATER SAMPLE LOG SHEET

Project Site Name: Martin State Airport
Project No.: 112IC03292-02

[] Domestic Well Data
[X] Monitoring Well Data
[] Other Well Type:
[] QA Sample Type:

Sample ID No.: MW20S-05171
Sample Location: MW20S
Sampled By: VP
C.O.C. No.:
Type of Sample:
[] Low Concentration
[] High Concentration

SAMPLING DATA:

	Color	pH	S.C.	Temp.	Turbidity	DO	Salinity	Other
Date: 5-17-11	(Visual)	(S.U.)	(mS/cm)	(°C)	(NTU)	(mg/l)	(%)	ORP
Time: 1120								
Method: Peristaltic pump	Slightly	5.92	1.82	14.29	22.3	0.52	NA	-37

PURGE DATA:

	Volume	pH	S.C.	Temp.	Turbidity	DO	Salinity	Other
Date: 5-17-11								
Method: Peristaltic pump								
Monitor Reading (ppm): 0.0								
Well Casing Diameter & Material Type: 2" PVC		See Low Flow Purge						
Total Well Depth (TD): —								
Static Water Level (WL): 9.36			Data Sheet					
One Casing Volume(gal/L): —								
Start Purge (hrs): 1029								
End Purge (hrs): 1115								
Total Purge Time (min): 46								
Total Vol. Purged (gal/L) 2.0								

SAMPLE COLLECTION INFORMATION:

Analysis	Preservative	Container Requirements	Collected
VOCs + tics	HCl	3 - 40 ml VOA	✓
Total PPM	HNO3	1 - 500 ml Poly	✓
Diss PPM	HNO3	1 - 500 ml Poly	✓
1,4 Dioxane	—	2 - 1L Ambers	✓
Perchlorate	—	1 - 250 ml Poly	✓
Hex Chrom	—	1 - 250 ml Poly	✓
GW	HCl	2 - 40 ml VOA	✓
DW	—	2 - 1L Ambers	✓

OBSERVATIONS / NOTES:

Hex Chrom collected @ 1200.

Circle if Applicable:

MS/MSD — Duplicate ID No.:

Signature(s):

Walt Re

Tetra Tech NUS, Inc.

GROUNDWATER SAMPLE LOG SHEET

Project Site Name: Manton State Airport
Project No.: 112IC03282-02

[] Domestic Well Data
[X] Monitoring Well Data
[] Other Well Type:
[] QA Sample Type:

Sample ID No.: MW20I-05174
Sample Location: MW20I
Sampled By: HP
C.O.C. No.:
Type of Sample:
[] Low Concentration
[] High Concentration

SAMPLING DATA:

Date: 5-17-11 / Time: 1400 / Method: Peristaltic pump	Color (Visual)	pH (S.U.)	S.C. (mS/cm)	Temp. (°C)	Turbidity (NTU)	DO (mg/l)	Salinity (%)	Other ORP
	Slightly	5.96	1.28	15.09	80.0	0.57	NA	-10

PURGE DATA:

Date: 5-17-11	Volume	pH	S.C.	Temp.	Turbidity	DO	Salinity	Other
Method: Peristaltic pump								
Monitor Reading (ppm): 0.0								
Well Casing Diameter & Material Type: 2" PVC			See low flow purge					
Total Well Depth (TD): —								
Static Water Level (WL): 9.25			Data Sheet					
One Casing Volume(gal/L): —								
Start Purge (hrs): 1254								
End Purge (hrs): 1355								
Total Purge Time (min): 61								
Total Vol. Purged (gal/L): 2.5								

SAMPLE COLLECTION INFORMATION:

Analysis	Preservative	Container Requirements	Collected
VOCs + TICs	HCl	3 - 40 ml VOA	✓
Total PPM	HNO3	1 - 500 ml Poly	✓
Diss PPM	HNO3	1 - 500 ml Poly	✓
1,4 Dioxane	—	2 - 1L Ambers	✓
Perchlorate	—	1 - 250 ml Poly	✓
Hex Chrom	—	1 - 250 ml Poly	✓

OBSERVATIONS / NOTES:

Circle if Applicable:
MS/MSD
Duplicate ID No.:

Signature(s):

Tetra Tech NUS, Inc.

GROUNDWATER SAMPLE LOG SHEET

Project Site Name: Martin State Airport
Project No.: 112IC03292-02

[] Domestic Well Data
[X] Monitoring Well Data
[] Other Well Type:
[] QA Sample Type:

Sample ID No.: MW20D-051711
Sample Location: MW20D
Sampled By: MP
C.O.C. No.:
Type of Sample:
[] Low Concentration
[] High Concentration

SAMPLING DATA:

Date: 5-17-11 / Time: 1520 / Method: Peristaltic pump	Color (Visual)	pH (S.U.)	S.C. (mS/cm)	Temp. (°C)	Turbidity (NTU)	DO (mg/l)	Salinity (%)	Other ORP
	Clear	5.39	0.395	19.15	2.0	7.86	NA	198

PURGE DATA:

	Volume	pH	S.C.	Temp.	Turbidity	DO	Salinity	Other
Date: 5-17-11								
Method: Peristaltic pump								
Monitor Reading (ppm): 0.0								
Well Casing Diameter & Material Type: 2" PVC			See Low Flow Purge Data Sheet					
Total Well Depth (TD): —								
Static Water Level (WL): 9.68								
One Casing Volume(gal/L): —								
Start Purge (hrs): 1423								
End Purge (hrs): 1515								
Total Vol. Purged (gal/L): 2.0								

SAMPLE COLLECTION INFORMATION:

Analysis	Preservative	Container Requirements	Collected
VOCs + TICs	HCl	3 - 40 ml vial	✓
Total PPM	HNO3	1 - 500 ml Poly	✓
Diss PPM	HNO3	1 - 500 ml Poly	✓
1,4 Dioxane	—	2 - 1L Ambers	✓
Perchlorate	—	1 - 250 ml Poly	✓
Hex Chrom	—	1 - 250 ml Poly	✓

OBSERVATIONS / NOTES:

Circle if Applicable:
MS/MSD —
Duplicate ID No.:

Signature(s):

Tetra Tech NUS, Inc.

GROUNDWATER SAMPLE LOG SHEET

Project Site Name: Martin State Airport
Project No.: 112IC03292-02

[] Domestic Well Data
[X] Monitoring Well Data
[] Other Well Type:
[] QA Sample Type:

Sample ID No.: MW22D-060211
Sample Location: MW22D
Sampled By: K. SMITH
C.O.C. No.:
Type of Sample:
[] Low Concentration
[] High Concentration

SAMPLING DATA:

Date: 06/02/11	Color (Visual)	pH (S.U.)	S.C. (mS/cm)	Temp. (°C)	Turbidity (NTU)	DO (mg/l)	Salinity (%)	Other
Time: 1530								ORP
Method: Peristaltic pump	cloudy	5.41	0.35	22.93	75.3	0.34	0	42

PURGE DATA:

Date: 06/02/11	Volume	pH	S.C.	Temp.	Turbidity	DO	Salinity	Other
Method: Peristaltic pump								
Monitor Reading (ppm): 0.0								
Well Casing Diameter & Material Type: 2" PVC			SEE LOW FLOW PURGE DATA SHEET					
Total Well Depth (TD): —								
Static Water Level (WL): 8.46								
One Casing Volume(gal/L): —								
Start Purge (hrs): 1415								
End Purge (hrs): 1530								
Total Purge Time (min): 75								
Total Vol. Purged (gal/L):								

SAMPLE COLLECTION INFORMATION:

Analysis	Preservative	Container Requirements	Collected
VOCs	HCL	3-40ml vials	✓
Total PPM	HNO3	1-500ml poly	✓
Dissolved PPM	HNO3	1-500ml poly	✓
1,4-Dioxane	—	2- liter ambers	✓
Perchlorate	—	1-250ml poly	✓
Hex chrom.	—	1-250ml poly	✓

OBSERVATIONS / NOTES:

Circle if Applicable:

MS/MSD	Duplicate ID No.:
—	—

Signature(s): Kirsten Smith

Tetra Tech NUS, Inc.

GROUNDWATER SAMPLE LOG SHEET

Project Site Name: Martin State Airport
Project No.: 112IC03292-02

[] Domestic Well Data
[X] Monitoring Well Data
[] Other Well Type:
[] QA Sample Type:

Sample ID No.: MW23s-060211
Sample Location: MW23s
Sampled By: MP
C.O.C. No.:
Type of Sample:
[] Low Concentration
[] High Concentration

SAMPLING DATA:

Date: 6-2-11 / Time: 1145 / Method: Peristaltic pump	Color (Visual)	pH (S.U.)	S.C. (mS/cm)	Temp. (°C)	Turbidity (NTU)	DO (mg/l)	Salinity (%)	Other ORP
	Clear	6.65	1.40	15.95	0.0	0.51	NA	-123

PURGE DATA:

Date: 6-2-11 / Method: Peristaltic pump	Volume	pH	S.C.	Temp.	Turbidity	DO	Salinity	Other
Monitor Reading (ppm): 0.0								
Well Casing Diameter & Material Type: 2" PVC								
Total Well Depth (TD): —			See Low Flow Purge					
Static Water Level (WL): 7.00								
One Casing Volume(gal/L): —			Data Sheet					
Start Purge (hrs): 1053								
End Purge (hrs): 1140								
Total Vol. Purged (gal): 2.5								

SAMPLE COLLECTION INFORMATION:

Analysis	Preservative	Container Requirements	Collected
VOCs	HCl	3 - 40 ml VOA	✓
Total Appm	HNO3	1 - 500 ml Poly	✓
Diss Appm	HNO3	1 - 500 ml Poly	✓
1,4 Dioxane	—	2 - 1L Ambers	✓
Perchlorate	—	1 - 250 ml Poly	✓
Hex Chrom	—	1 - 250 ml Poly	✓
Gro [redacted]0	— HCl	2 - 40 ml VOA	✓
Dro	—	2 - 1L Ambers	✓

OBSERVATIONS / NOTES:

Hex Chrom collected @ 1215

Circle if Applicable:

MS/MSD — Duplicate ID No.:

Signature(s):

Tetra Tech NUS, Inc.

GROUNDWATER SAMPLE LOG SHEET

Project Site Name: Mandan State Airport
Project No.: 112S003292-02

[] Domestic Well Data
[X] Monitoring Well Data
[] Other Well Type:
[] QA Sample Type:

Sample ID No.: MW23D-060211
Sample Location: MW23D
Sampled By: MP
C.O.C. No.:
Type of Sample:
[] Low Concentration
[] High Concentration

SAMPLING DATA:

Date: 6-2-11 / Time: 1319 / Method: Peristaltic pump	Color (Visual)	pH (S.U.)	S.C. (mS/cm)	Temp. (°C)	Turbidity (NTU)	DO (mg/l)	Salinity (%)	Other ORP
	Clear	4.93	0.183	14.15	0.0	1.46	NA	144

PURGE DATA:

Date: 6-2-11	Volume	pH	S.C.	Temp.	Turbidity	DO	Salinity	Other
Method: Peristaltic pump								
Monitor Reading (ppm): 0.0								
Well Casing Diameter & Material Type: 2" PVC		See low flow purge						
Total Well Depth (TD): —								
Static Water Level (WL): 7.50			Data sheet					
One Casing Volume(gal/L): —								
Start Purge (hrs): 1227								
End Purge (hrs): 1314								
Total Purge Time (min): 47								
Total Vol. Purged (gal/L): 2.5								

SAMPLE COLLECTION INFORMATION:

Analysis	Preservative	Container Requirements	Collected
VOCs	HCl	3 - 40 ml VOA	✓
Total PPM	HNO3	1 - 500 ml Poly	✓
Diss PPM	HNO3	1 - 500 ml Poly	✓
1,4 Dioxane	—	2 - 1L Ambers	✓
Perchlorate	—	1 - 250 ml Poly	✓
Hex Chrom	—	1 - 250 ml Poly	✓

OBSERVATIONS / NOTES:

Circle If Applicable:

MS/MSD	Duplicate ID No.:
—	

Signature(s):

Tetra Tech NUS, Inc.

GROUNDWATER SAMPLE LOG SHEET

Project Site Name: Martin State Airport
Project No.: 112-103292-02

[] Domestic Well Data
[X] Monitoring Well Data
[] Other Well Type:
[] QA Sample Type:

Sample ID No.: MW24S-060211
Sample Location: MW24S-
Sampled By: K. SMITH
C.O.C. No.:
Type of Sample:
[] Low Concentration
[] High Concentration

SAMPLING DATA:

Date: 06/02/2011	Color (Visual)	pH (S.U.)	S.C. (mS/cm)	Temp. (°C)	Turbidity (NTU)	DO (mg/l)	Salinity (%)	Other
Time: 1150								ORP
Method: Peristaltic Pump	clear	3.92	2.58	24.04	0.0	0.46	0	890

PURGE DATA:

Date: 06/02/2011	Volume	pH	S.C.	Temp.	Turbidity	DO	Salinity	Other
Method: Peristaltic Pump								
Monitor Reading (ppm): 0.0								
Well Casing Diameter & Material Type: 2"				SEE LOW FLOW PURGE				
Total Well Depth (TD): —								
Static Water Level (WL): 4.36								
One Casing Volume(gal/L): —				DATA SHEET				
Start Purge (hrs): 1045								
End Purge (hrs): 1150								
Total Purge Time (min): 65								
Total Vol. Purged (gal/L): 3								

SAMPLE COLLECTION INFORMATION:

Analysis	Preservative	Container Requirements	Collected
VOCs	HCL	3-40ml vials	✓
Total PPM	HNO3	1-500ml poly	
Dissolved PPM	HNO3	1-500ml poly	
1,4 Dioxane	—	2-1 Liter ambers	
Perchlorate	—	1-250ml poly	
GRO	HCL	2-40ml vials	
DRO	—	2-	
Hex chrom	—		

OBSERVATIONS / NOTES:

Circle if Applicable:

MS/MSD —

Duplicate ID No.: —

Signature(s): Kendra Smith

Tetra Tech NUS, Inc.

GROUNDWATER SAMPLE LOG SHEET

Project Site Name: Martin State Airport
Project No.: 112IC03292-0102

[] Domestic Well Data
[X] Monitoring Well Data
[] Other Well Type:
[] QA Sample Type:

Sample ID No.: MW24I-060211
Sample Location: MW24I
Sampled By: K. SMITH
C.O.C. No.:
Type of Sample:
[] Low Concentration
[] High Concentration

SAMPLING DATA:

Date: 06/02/11	Color (Visual)	pH (S.U.)	S.C. (mS/cm)	Temp. (°C)	Turbidity (NTU)	DO (mg/l)	Salinity (%)	Other
Time: 1330								ORP
Method: Peristaltic pump	Clear	4.05	0.111	23.76	1.0	1.38	0	254

PURGE DATA:

Date: 06/02/11	Volume	pH	S.C.	Temp.	Turbidity	DO	Salinity	Other
Method: Peristaltic pump								
Monitor Reading (ppm): 0.0								
Well Casing Diameter & Material Type: 2" PVC			SEE	LOW	~~PURGE~~ FLOW		PURGE	
Total Well Depth (TD): —			DATA	SHEET				
Static Water Level (WL): 4.64								
One Casing Volume(gal/L): —								
Start Purge (hrs): 1235								
End Purge (hrs): 1330								
Total Purge Time (min): 65								
Total Vol. Purged (gal/L): 3								

SAMPLE COLLECTION INFORMATION:

Analysis	Preservative	Container Requirements	Collected
VOCs	HCl	3- 40ml vial	✓
Total ppm	HNO3	1- 500ml poly	✓
Dissolved ppm	HNO3	1- 500ml poly	✓
1,4-Dioxane	—	2- 1Liter ambers	✓
Perchlorate	—	1- 250ml poly	✓
HEX chrom	—	1- 250 ml poly	✓

OBSERVATIONS / NOTES:

Circle if Applicable:

MS/MSD	Duplicate ID No.:
—	—

Signature(s): Kendra Smith

Tetra Tech NUS, Inc.

GROUNDWATER SAMPLE LOG SHEET

Project Site Name: Martin State Airport
Project No.: 112.1003292-02

[] Domestic Well Data
[X] Monitoring Well Data
[] Other Well Type:
[] QA Sample Type:

Sample ID No.: MW25S-060311
Sample Location: MW25S
Sampled By: K. SMITH
C.O.C. No.:
Type of Sample:
[] Low Concentration
[] High Concentration

SAMPLING DATA:

Date: 06/03/11	Color (Visual)	pH (S.U.)	S.C. (mS/cm)	Temp. (°C)	Turbidity (NTU)	DO (mg/l)	Salinity (%)	Other
Time: 1300								ORP
Method: Peristaltic pump	Clear	6.31	0.439	24.47	29.7	0.31	0	10

PURGE DATA:

Date: 06/03/11	Volume	pH	S.C.	Temp.	Turbidity	DO	Salinity	Other
Method: Peristaltic pump								
Monitor Reading (ppm): 0.0								
Well Casing Diameter & Material								
Type: 2" PVC			SEE LOW FLOW PURGE					
Total Well Depth (TD): —								
Static Water Level (WL): 5.86			DATA SHEET					
One Casing Volume(gal/L): —								
Start Purge (hrs): 1155								
End Purge (hrs): 1300								
Total Purge Time (min): 65								
Total Vol. Purged (gal/L):								

SAMPLE COLLECTION INFORMATION:

Analysis	Preservative	Container Requirements	Collected
VOCs	HCL	3-40ml vials	✓
TOTAL PPM	HNO3	1-500ml poly	✓
DISSOLVED PPM	HNO3	1-500 ml poly	✓
1,4-Dioxane	—	2-liter ambers	✓
Perchlorate	—	1-250 ml poly	✓
DRO	—	2-liter amber	✓
GRO	HCL	2-40ml vials	✓

OBSERVATIONS / NOTES:

Circle if Applicable:

MS/MSD	Duplicate ID No.:
—	—

Signature(s): Kendra Smith

Tetra Tech NUS, Inc.

GROUNDWATER SAMPLE LOG SHEET

Project Site Name: Martin State Airport
Project No.: 112TC03292-02

[] Domestic Well Data
[X] Monitoring Well Data
[] Other Well Type:
[] QA Sample Type:

Sample ID No.: MW25I-060311
Sample Location: MW25I
Sampled By: K. SMITH
C.O.C. No.:
Type of Sample:
[] Low Concentration
[] High Concentration

SAMPLING DATA:

Date: 06/03/11	Color (Visual)	pH (S.U.)	S.C. (mS/cm)	Temp. (°C)	Turbidity (NTU)	DO (mg/l)	Salinity (%)	Other
Time: 1050								ORP
Method: Peristaltic Pump	Clear	6.5	0.358	20.99	61.8	0.39	0	-52

PURGE DATA:

Date: 06/03/11	Volume	pH	S.C.	Temp.	Turbidity	DO	Salinity	Other
Method: Peristaltic Pump								
Monitor Reading (ppm): 0.0								
Well Casing Diameter & Material Type: 2" PVC			SEE LOW FLOW PURGE SHEET					
Total Well Depth (TD): —				DATA SHEET				
Static Water Level (WL): 6.94								
One Casing Volume(gal/L): —								
Start Purge (hrs): 0945								
End Purge (hrs): 1050								
Total Purge Time (min): 65								
Total Vol. Purged (gal/L): 2								

SAMPLE COLLECTION INFORMATION:

Analysis	Preservative	Container Requirements	Collected
VOCs	HCL	9-40 ml VIALS	✓
Total PPM	HNO3	3-500ml POLY	✓
DISSOLVED PPM	HNO3	3-500 ml POLY	✓
PERCHLORATE	—	3-250 ml POLY	✓
1,4-DIOXANE	—	6-LITER AMBERS	✓

OBSERVATIONS / NOTES:

MS/MSD COLLECTED

Circle if Applicable:
MS/MSD
Duplicate ID No.:

Signature(s):
Kendra Smith

Tetra Tech NUS, Inc.

GROUNDWATER SAMPLE LOG SHEET

Project Site Name: Martin State Airport
Project No.: 112IC03292-02

[] Domestic Well Data
[X] Monitoring Well Data
[] Other Well Type:
[] QA Sample Type:

Sample ID No.: MW26S-053111
Sample Location: MW26S
Sampled By: K. SMITH
C.O.C. No.:
Type of Sample:
[] Low Concentration
[] High Concentration

SAMPLING DATA:

Date: 5/31/2011	Color (Visual)	pH (S.U.)	S.C. (mS/cm)	Temp. (°C)	Turbidity (NTU)	DO (mg/l)	Salinity (%)	Other
Time: 1125								ORP
Method: PERISTALTIC PUMP	CLEAR	6.84	2.74	25.57	60.1	0.36	0	-114

PURGE DATA:

Date: 5/31/2011	Volume	pH	S.C.	Temp.	Turbidity	DO	Salinity	Other
Method: Peristaltic Pump								
Monitor Reading (ppm): 0.0								
Well Casing Diameter & Material								
Type: 2" PVC			SEE LOW FLOW PURGE					
Total Well Depth (TD): —								
Static Water Level (WL): 11.07			DATA SHEET					
One Casing Volume(gal/L): —								
Start Purge (hrs): 1005								
End Purge (hrs): 1125								
Total Purge Time (min): 80								
Total Vol. Purged (gal/L):								

SAMPLE COLLECTION INFORMATION:

Analysis	Preservative	Container Requirements	Collected
VOCs	HCL	3 x 40ml vials w/HCL	✓
1,4 DIOXANE	—	2 LITERS AMBERS	✓
PERCHLORATE	—	1-250ML PLASTIC	✓
TOTAL PPM	HNO3	1-500ML W/HNO3	✓
DISSOLVED PPM	HNO3	1-500ML FILTERED W/HNO3	✓
DRO	—	2 LITERS AMBERS	✓
GRO	HCL	2 x 40ML VIALS	✓
HEX CHROM	—	1-250ML POLY	✓

OBSERVATIONS / NOTES:

Circle if Applicable:

MS/MSD	Duplicate ID No.:
—	—

Signature(s): Kenona Smith

Tetra Tech NUS, Inc.

GROUNDWATER SAMPLE LOG SHEET

Project Site Name: Martin State Airport
Project No.: 112S03292.02

[] Domestic Well Data
[] Monitoring Well Data
[] Other Well Type:
[] QA Sample Type:

Sample ID No.: MW270-060611
Sample Location: MW270
Sampled By: WP
C.O.C. No.:
Type of Sample:
[] Low Concentration
[] High Concentration

SAMPLING DATA:

Date: 6-6-11	Color (Visual)	pH (S.U.)	S.C. (mS/cm)	Temp. (°C)	Turbidity (NTU)	DO (mg/l)	Salinity (‰)	Other ORP
Time: 1347								
Method: Peristaltic pump	Slightly	5.05	0.239	14.9	34.0	0.00	NA	52

PURGE DATA:

Date: 6-6-11	Volume	pH	S.C.	Temp.	Turbidity	DO	Salinity	Other
Method: Peristaltic pump								
Monitor Reading (ppm): 0.0								
Well Casing Diameter & Material Type: 2" PVC		See	low	flow	purge			
Total Well Depth (TD): —								
Static Water Level (WL): 3.50			Data	Sheet				
One Casing Volume(gal/L): —								
Start Purge (hrs): 1241								
End Purge (hrs): 1342								
Total Purge Time (min): 61								
Total Vol. Purged (gal/L): 5.0								

SAMPLE COLLECTION INFORMATION:

Analysis	Preservative	Container Requirements	Collected
VOCs	HCl	3 - 40 ml VOA	✓
Total RPM	HNO3	1 - 500 ml Poly	✓
Diss RPM	HNO3	1 - 500 ml Poly	✓
1,4 Dioxane	—	2 - 1L Ambers	✓
Perchlorate	—	1 - 250 ml Poly	✓
Hex Chrom	—	1 - 250 ml Poly	✓
Ra 224, 226, 228	HNO3	3 - 1L Poly	✓

OBSERVATIONS / NOTES:

Circle if Applicable:

MS/MSD	Duplicate ID No.:
—	

Signature(s):

Tetra Tech NUS, Inc

GROUNDWATER SAMPLE LOG SHEET

Project Site Name: Martin State Airport
Project No.: 112ICO3252-02

[] Domestic Well Data
[X] Monitoring Well Data
[] Other Well Type:
[] QA Sample Type:

Sample ID No.: MW28I-060611
Sample Location: MW28I
Sampled By: MP
C.O.C. No.:
Type of Sample:
[] Low Concentration
[] High Concentration

SAMPLING DATA:

Date: 6-6-11	Color (Visual)	pH (S.U.)	S.C. (mS/cm)	Temp. (°C)	Turbidity (NTU)	DO (mg/l)	Salinity (‰)	Other
Time: 1527								DUP
Method: Peristaltic pump	Clear	5.01	0.134	14.8	1.58	0.00	NA	- SS

PURGE DATA:

Date: 6-6-11	Volume	pH	S.C.	Temp.	Turbidity	DO	Salinity	Other
Method: Peristaltic pump								
Monitor Reading (ppm): 0.0								
Well Casing Diameter & Material Type: 2" PVC								
Total Well Depth (TD): —			SEE Low Flow Purge					
Static Water Level (WL): 5.95								
One Casing Volume(gal/L): —			Data Sheet					
Start Purge (hrs): 1436								
End Purge (hrs): 1522								
Total Purge Time (min): 46								
Total Vol. Purged (gal/L): 2.5								

SAMPLE COLLECTION INFORMATION:

Analysis	Preservative	Container Requirements	Collected
VOCs	HCl	3 - 40 ml VOA	✓
Total ClO4	HNO3	1 - 500 ml Poly	✓
Diss ClO4	HNO3	1 - 500 ml Poly	✓
1,4 Dioxane	—	2 - 1L Ambers	✓
Perchlorate	—	1 - 250 ml Poly	✓
Hex Chrom	—	1 - 250 ml Poly	✓

OBSERVATIONS / NOTES:

Circle if Applicable:
MS/MSD
Duplicate ID No.:

Signature(s):
Walt Pe

Tetra Tech NUS, Inc.

GROUNDWATER SAMPLE LOG SHEET

Project Site Name: Mandan State Airport
Project No.: 112IC03252-02

[] Domestic Well Data
[X] Monitoring Well Data
[] Other Well Type:
[] QA Sample Type:

Sample ID No.: MW 29D-060911
Sample Location: MW29D
Sampled By: WP
C.O.C. No.:
Type of Sample:
[] Low Concentration
[] High Concentration

SAMPLING DATA:

Date: 6-9-11 / Time: 1554 / Method: Mason pump	Color (Visual)	pH (S.U.)	S.C. (mS/cm)	Temp. (°C)	Turbidity (NTU)	DO (mg/l)	Salinity (%)	Other ORP
	Clear	4.04	0.020	16.13	0.0	5.65	NA	253

PURGE DATA:

Date: 6-9-11	Volume	pH	S.C.	Temp.	Turbidity	DO	Salinity	Other
Method: Mason Pump								
Monitor Reading (ppm): 0.0								
Well Casing Diameter & Material Type: 2" PVC			See	Low	flow	purge		
Total Well Depth (TD): —								
Static Water Level (WL):			Data	Sheet				
One Casing Volume(gal/L): —								
Start Purge (hrs): 1453								
End Purge (hrs): 1549								
Total Purge Time (min): 55								
Total Vol. Purged (gal/L): 5.0								

SAMPLE COLLECTION INFORMATION:

Analysis	Preservative	Container Requirements	Collected
VOCs	HCl	3 - 40 ml VOA	✓
Total Appm	HNO_3	1 - 500 ml Poly	✓
Diss Appm	HNO_3	1 - 500 ml Poly	✓
1,4 Dioxane	—	2 - 1L Ambers	✓
Perchlorate	—	1 - 250 ml Poly	✓
Hex Chrom	—	1 - 250 ml Poly	✓
Ra 224, 226, 228	HNO_3	3 - 1L Poly	✓

OBSERVATIONS / NOTES:

Circle if Applicable:
MS/MSD | Duplicate ID No.:

Signature(s):

Tetra Tech NUS, Inc.

GROUNDWATER SAMPLE LOG SHEET

Project Site Name: Martin State Airport
Project No.: 112IC03292-02

[] Domestic Well Data
[X] Monitoring Well Data
[] Other Well Type:
[] QA Sample Type:

Sample ID No.: MW30D-060811
Sample Location: MW30D
Sampled By: WP
C.O.C. No.:
Type of Sample:
[] Low Concentration
[] High Concentration

SAMPLING DATA:

Date: 6-8-11	Color (Visual)	pH (S.U.)	S.C. (mS/cm)	Temp. (°C)	Turbidity (NTU)	DO (mg/l)	Salinity (%)	Other ORP
Time: 1225								
Method: Masoon Pump	Clear	4.63	0.023	15.42	0.0	5.60	NA	215

PURGE DATA:

Date: 6-8-11	Volume	pH	S.C.	Temp.	Turbidity	DO	Salinity	Other
Method: Masoon pump								
Monitor Reading (ppm): 0.0								
Well Casing Diameter & Material Type: 2" PVC			See	low	flow	purge		
Total Well Depth (TD): —				Data	Sheet			
Static Water Level (WL): 4.95								
One Casing Volume(gal/L): —								
Start Purge (hrs): 1134								
End Purge (hrs): 1220								
Total Purge Time (min): 46								
Total Vol. Purged (gal/L): 7.5								

SAMPLE COLLECTION INFORMATION:

Analysis	Preservative	Container Requirements	Collected
VOCs	HCl	3 - 40 ml VOA	✓
Total PPM	HNO3	1 - 500 ml Poly	✓
Diss PPM	HNO3	1 - 500 ml Poly	✓
1,4 Dioxane	—	2 - 1L Ambers	✓
Perchlorate	—	1 - 250 ml Poly	✓
Hex Chrom	—	1 - 250 ml Poly	✓

OBSERVATIONS / NOTES:

Circle if Applicable:

MS/MSD	Duplicate ID No.:
—	

Signature(s):

Tetra Tech NUS, Inc.

GROUNDWATER SAMPLE LOG SHEET

Project Site Name: Martin State Airport
Project No.: 112IC03292-02

[] Domestic Well Data
[X] Monitoring Well Data
[] Other Well Type:
[] QA Sample Type:

Sample ID No.: MW31D-060611
Sample Location: MW31D
Sampled By: MP
C.O.C. No.:
Type of Sample:
[] Low Concentration
[] High Concentration

SAMPLING DATA:

Date: 6-8-11 / Time: 1045 / Method: Masoon pump	Color (Visual)	pH (S.U.)	S.C. (mS/cm)	Temp. (°C)	Turbidity (NTU)	DO (mg/l)	Salinity (%)	Other ORP
	Clear	6.20	0.349	15.85	0.0	0.48	NA	5

PURGE DATA:

Date: 6-8-11 / Method: Masoon pump	Volume	pH	S.C.	Temp.	Turbidity	DO	Salinity	Other
Monitor Reading (ppm): 0.0								
Well Casing Diameter & Material Type: 2" PVC			See	low	flow	purge		
Total Well Depth (TD): —								
Static Water Level (WL): 4.40				Data	Sheet			
One Casing Volume(gal/L): —								
Start Purge (hrs): 0954								
End Purge (hrs): 1040								
Total Purge Time (min): 46								
Total Vol. Purged (gal/L): 7.0								

SAMPLE COLLECTION INFORMATION:

Analysis	Preservative	Container Requirements	Collected
VOCs	HCl	3 - 40 ml VOA	✓
Total PPM	HNO3	1 - 500 ml Poly	✓
Diss PPM	HNO3	1 - 500 ml Poly	✓
1,4 Dioxane	—	2 - 1L Ambers	✓
Perchlorate	—	1 - 250 ml Poly	✓
Hex Chrom	—	1 - 250 ml Poly	✓

OBSERVATIONS / NOTES:

Hex Chrom Collected @ 1545

Circle if Applicable:
MS/MSD
Duplicate ID No.:

Signature(s):

Tetra Tech NUS, Inc.

GROUNDWATER SAMPLE LOG SHEET

Project Site Name: Martin State Airport
Project No.: 112IC03292-02

[] Domestic Well Data
[X] Monitoring Well Data
[] Other Well Type:
[] QA Sample Type:

Sample ID No.: MW32S-053111
Sample Location: MW32S
Sampled By: K. SMITH
C.O.C. No.:
Type of Sample:
[] Low Concentration
[] High Concentration

SAMPLING DATA:

	Color (Visual)	pH (S.U.)	S.C. (mS/cm)	Temp. (°C)	Turbidity (NTU)	DO (mg/l)	Salinity (%)	Other
Date: 5/31/11								
Time: 1347								
Method: Peristaltic pump	CLEAR	5.57-0.911		18.39	0.0	0.50	0.0	ORP 13

PURGE DATA:

	Volume	pH	S.C.	Temp.	Turbidity	DO	Salinity	Other
Date: 05/31/11								
Method: Peristaltic pump								
Monitor Reading (ppm): 0.0								
Well Casing Diameter & Material Type: 2" PVC			SEE LOW FLOW PURGE DATA SHEET					
Total Well Depth (TD): ~~5.07~~								
Static Water Level (WL): 5.02								
One Casing Volume(gal/L): —								
Start Purge (hrs): 1242								
End Purge (hrs): 1347								
Total Purge Time (min):								
Total Vol. Purged (gal/L):								

SAMPLE COLLECTION INFORMATION:

Analysis	Preservative	Container Requirements	Collected
VOCs	HCL	3 x 40 ml Vials	✓
1,4 DIOXANE	—	1 Liters Amber	✓
PERCHLORATE	—	250 ml Plastic	✓
TOTAL PPM	HNO3	500 ml W/HNO3	✓
DISSOLVED PPM	HNO3	500ml F/Filtered W/HNO3	✓
DRO	~~HCL~~	2 Liter Ambers	✓
GRO	HCL	2 x 40 mL Vials	✓
Hex Chrom	—	1-250ml plastic	✓

OBSERVATIONS / NOTES:

Circle if Applicable:

MS/MSD	Duplicate ID No.:
—	—

Signature(s): Kendra Smith

Tetra Tech NUS, Inc.

GROUNDWATER SAMPLE LOG SHEET

Project Site Name: Martin State Airport
Project No.: 112IC03292-02

[] Domestic Well Data
[X] Monitoring Well Data
[] Other Well Type:
[] QA Sample Type:

Sample ID No.: MW32I-053111
Sample Location: MW32I
Sampled By: K. SMITH
C.O.C. No.:
Type of Sample:
[] Low Concentration
[] High Concentration

SAMPLING DATA:

Date: 5/31/11	Color	pH	S.C.	Temp.	Turbidity	DO	Salinity	Other
Time: 1540	(Visual)	(S.U.)	(mS/cm)	(°C)	(NTU)	(mg/l)	(%)	ORP
Method: Peristaltic Pump	CLEAR	6.23	0.848	18.27	6.0	0.48	0	-44

PURGE DATA:

Date: 05/31/11	Volume	pH	S.C.	Temp.	Turbidity	DO	Salinity	Other
Method: Peristaltic Pump								
Monitor Reading (ppm): 0.0								
Well Casing Diameter & Material Type: 2" PVC			SEE LOW FLOW PURGE DATA SHEET					
Total Well Depth (TD): —								
Static Water Level (WL): 5.14								
One Casing Volume(gal/L): —								
Start Purge (hrs): 1455								
End Purge (hrs): 1540								
Total Purge Time (min): 45								
Total Vol. Purged (gal/L):								

SAMPLE COLLECTION INFORMATION:

Analysis	Preservative	Container Requirements	Collected
VOCs	HCL	3 x 40ml vials	✓
1,4 DIOXANE	—	2 liters Amber	✓
PERCHLORATE	—	250 ml Plastic	✓
TOTAL PPM	HNO3	500mL w/HNO3	✓
DISSOLVED PPM	HNO3	500mL filtered w/HNO3	✓
HEX CHROM	—	1-250 ml plastic	✓

OBSERVATIONS / NOTES:

Circle if Applicable:

MS/MSD	Duplicate ID No.:
—	—

Signature(s): Kercha Smith

Tetra Tech NUS, Inc.

GROUNDWATER SAMPLE LOG SHEET

Project Site Name: Martin State Airport
Project No.: 112IC03292-02

[] Domestic Well Data
[X] Monitoring Well Data
[] Other Well Type:
[] QA Sample Type:

Sample ID No.: MW33s-052611
Sample Location: MW33s
Sampled By: MP
C.O.C. No.:
Type of Sample:
[] Low Concentration
[] High Concentration

SAMPLING DATA:

Date: 5-26-11	Color (Visual)	pH (S.U.)	S.C. (mS/cm)	Temp. (°C)	Turbidity (NTU)	DO (mg/l)	Salinity (%)	Other ORP
Time: 1143								
Method: Peristaltic pump	Clear	6.81	0.303	17.67	0.0	0.51	NA	85

PURGE DATA:

Date: 5-26-11	Volume	pH	S.C.	Temp.	Turbidity	DO	Salinity	Other
Method: Peristaltic pump								
Monitor Reading (ppm): 0.0								
Well Casing Diameter & Material Type: 2" PVC		See Low Flow Purge Data Sheet						
Total Well Depth (TD): —								
Static Water Level (WL): 6.08								
One Casing Volume(gal/L): —								
Start Purge (hrs): 1051								
End Purge (hrs): 1138								
Total Vol. Purged (gal/L): 2.0								

SAMPLE COLLECTION INFORMATION:

Analysis	Preservative	Container Requirements	Collected
VOCs + TICs	HCl	3 – 40 ml VOA	✓
Total RPM	HNO3	1 – 500 ml Poly	✓
Diss RPM	HNO3	1 – 500 ml Poly	✓
1,4 Dioxane	—	2 – 1L Ambers	✓
~~Ammonium~~ Perchlorate	—	1 – 250 ml Poly	✓
GRO	HCl	2 – 40 ml ~~Poly~~ VOA	✓
DRO	—	2 – 1L Ambers	✓
Hex chrom	—	1 – 250 ml Poly	✓

OBSERVATIONS / NOTES:

Hex Chrom Collected @ 1215

Circle if Applicable:

MS/MSD —

Duplicate ID No.:

Signature(s):

Matt Pen

Tetra Tech NUS, Inc.

GROUNDWATER SAMPLE LOG SHEET

Project Site Name: Martin State Airport
Project No.: 112TC03292-02

[] Domestic Well Data
[X] Monitoring Well Data
[] Other Well Type:
[] QA Sample Type:

Sample ID No.: MW33I-052611
Sample Location: MW33I
Sampled By: VP
C.O.C. No.:
Type of Sample:
[] Low Concentration
[] High Concentration

SAMPLING DATA:

Date: 5-26-11 / Time: 1413 / Method: Peristaltic pump	Color (Visual)	pH (S.U.)	S.C. (mS/cm)	Temp. (°C)	Turbidity (NTU)	DO (mg/l)	Salinity (%)	Other ORP
	Clear	9.89	0.214	17.95	1.7	2.51	NA	-54

PURGE DATA:

Date: 5-26-11 / Method: Peristaltic pump	Volume	pH	S.C.	Temp.	Turbidity	DO	Salinity	Other
Monitor Reading (ppm): 0.0								
Well Casing Diameter & Material Type: 2" PVC			See low flow purge					
Total Well Depth (TD): —								
Static Water Level (WL): 6.10			Data sheet					
One Casing Volume(gal/L): —								
Start Purge (hrs): 1321								
End Purge (hrs): 1408								
Total Purge Time (min): 47								
Total Vol. Purged (gal/L): 2.0								

SAMPLE COLLECTION INFORMATION:

Analysis	Preservative	Container Requirements	Collected
VOCs + TICs	HCl	3 - 40 ml VOA	✓
Total PPM	HNO3	1 - 500 ml Poly	✓
Diss PPM	HNO3	1 - 500 ml Poly	✓
1,4 Dioxane	—	2 - 1L Ambers	✓
Perchlorate	—	1 - 250 ml Poly	✓
Hex Chrom	—	1 - 250 ml Poly	✓

OBSERVATIONS / NOTES:

Circle if Applicable:

MS/MSD — Duplicate ID No.:

Signature(s):

Tetra Tech NUS Inc

GROUNDWATER SAMPLE LOG SHEET

Project Site Name: MARTIN State Airport
Project No.: 112IC03292-02

[] Domestic Well Data
[X] Monitoring Well Data
[] Other Well Type:
[] QA Sample Type:

Sample ID No.: MW34S-060911
Sample Location: MW34S
Sampled By: K. SMITH
C.O.C. No.:
Type of Sample:
[] Low Concentration
[] High Concentration

SAMPLING DATA:

Date: 06-09-11	Color (Visual)	pH (S.U.)	S.C. (mS/cm)	Temp. (°C)	Turbidity (NTU)	DO (mg/l)	Salinity (%)	Other
Time: 1100								ORP
Method: Peristaltic pump	clear	4.94	0.117	27.55	0.0	0.23	0	139

PURGE DATA:

Date: 06-09-11	Volume	pH	S.C.	Temp.	Turbidity	DO	Salinity	Other
Method: Peristaltic pump								
Monitor Reading (ppm): 0.0								
Well Casing Diameter & Material Type: 2" PVC				SEE LOW FLOW PURGE				
Total Well Depth (TD): —								
Static Water Level (WL): 5.22				DATA SHEET				
One Casing Volume(gal/L): —								
Start Purge (hrs): 0945								
End Purge (hrs): 1100								
Total Purge Time (min): 75								
Total Vol. Purged (gal/L): 3								

SAMPLE COLLECTION INFORMATION:

Analysis	Preservative	Container Requirements	Collected
VOCs	HCL	3-40 ml VIALS	✓
Total PPM	HNO3	1-500 ml poly	✓
DISSOLVED PPM	HNO3	1-500 ml poly	✓
PERCHLORATE	—	1-250 ml poly	✓
Hex chrom	—	1-250 ml poly	✓
DRO	—	2-1 Liter ambers	✓
GRO	HNO3	2-40 ml VIALS	✓
1,4-Dioxane	—	2-1 Liter ambers	✓

OBSERVATIONS / NOTES:

SITE SKETCH of WELL

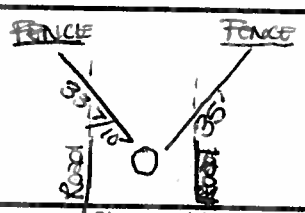

Circle if Applicable:

MS/MSD | Duplicate ID No.:

Signature(s):

Tetra Tech NUS, Inc.

GROUNDWATER SAMPLE LOG SHEET

Project Site Name: Marion State Airport
Project No.: 112TC03892-02

[] Domestic Well Data
[X] Monitoring Well Data
[] Other Well Type:
[] QA Sample Type:

Sample ID No.: MW-34I-060911
Sample Location: MW-34I
Sampled By: K. SMITH
C.O.C. No.:
Type of Sample:
[] Low Concentration
[] High Concentration

SAMPLING DATA:

Date: 06-09-11 / Time: 1240 / Method: Peristaltic Pump	Color (Visual)	pH (S.U.)	S.C. (mS/cm)	Temp. (°C)	Turbidity (NTU)	DO (mg/l)	Salinity (%)	Other
	Clear	4.75	0.126	31.74	0.0	0.85		

PURGE DATA:

Date: 06-09-11 / Method: Peristaltic Pump	Volume	pH	S.C.	Temp.	Turbidity	DO	Salinity	Other
Monitor Reading (ppm): 0.0								
Well Casing Diameter & Material Type: 2" PVC			SEE LOW FLOW PURGE DATA SHEET					
Total Well Depth (TD): —								
Static Water Level (WL): 4.93								
One Casing Volume(gal/L): —								
Start Purge (hrs): 1135								
End Purge (hrs): 1240								
Total Purge Time (min): 65								
Total Vol. Purged (gal/L): 2								

SAMPLE COLLECTION INFORMATION:

Analysis	Preservative	Container Requirements	Collected
VOCs			
TOTAL PPM			
DISSOLVED PPM			
PERCHLORATE			
TOC			

OBSERVATIONS / NOTES:

Circle if Applicable:

MS/MSD | Duplicate ID No.:

Signature(s): Kendra Smith

LOW FLOW PURGE DATA SHEET

PROJECT SITE NAME: Martin ~~AM~~ State Airport
PROJECT NUMBER: 112IC03292-02

WELL ID.: DMWIS-060111
DATE: 06-01-2011

Time (Hrs.)	Water Level (Ft. below TOC)	Flow (mL/Min.)	pH (S.U.)	S. Cond. (mS/cm)	Turb. (NTU)	DO (mg/L)	Temp. (Celcius)	ORP mV	Salinity % or ppt	Comments
1420	7.90	—	—	—	—	—	—	—	—	
1430		180	6.74	0.559	220	0.83	30.36	-87	0	INITIAL
1440		180	6.74	0.561	259	0.60	29.57	-100	0	clear
1450		180	6.72	0.552	244	0.53	29.17	-119	0	
1500		180	6.65	0.547	212	0.44	29.15	-123	0	
1510		180	6.57	0.536	160	0.42	29.33	-114	0	
1520		180	6.43	0.528	109	0.41	29.34	-99	0	
1530		180	6.37	0.528	68.2	0.41	29.06	-97	0	
1540		180	6.37	0.532	55.1	0.35	29.01	-95	0	
1550	7.85	180	6.37	0.528	58.7	0.34	29.14	-88	0	

SIGNATURE(S): _____

LOW FLOW PURGE DATA SHEET

PROJECT SITE NAME: Manlius State Airport
PROJECT NUMBER: 112IC03292.02

WELL ID.: DMW1A-060111
DATE: 6-1-11

Time (Hrs.)	Water Level (Ft. below TOC)	Flow (mL/Min.)	pH (S.U.)	S. Cond. (mS/cm)	Turb. (NTU)	DO (mg/L)	Temp. (Celcius)	ORP mV	Salinity % or ppt	Comments
0953	9.05	—	—	—	—	—	—	—	—	
0954	9.20	300	4.99	0.781	116	10.06	17.85	268		Initial, very color
0959	9.20	200	5.21	0.896	124	4.66	16.11	244	NA	Cloudy water
1004	9.20	200	4.98	0.999	0.0	1.50	15.83	223	NA	+
1014	9.20	200	4.90	1.02	0.0	1.22	15.68	209	NA	Clear water
1024	9.20	200	4.85	1.01	0.0	1.01	15.76	207	NA	
1029	9.20	200	4.81	0.999	0.0	1.13	15.76	206	NA	
1034	9.20	200	4.84	0.960	0.0	1.01	15.74	205	NA	
1039	9.20	200	4.90	0.859	0.0	1.00	15.73	200	NA	
1044	9.20	200	4.92	0.958	0.0	0.99	15.80	199	NA	
			Well	parameters		stabilize				
				Sampling Begins						

SIGNATURE(S): WA

LOW FLOW PURGE DATA SHEET

PROJECT SITE NAME: Mankin State Airport
PROJECT NUMBER: 112ECO3292 02

WELL ID.: PMW1B-060111
DATE: 6-1-11

Time (Hrs.)	Water Level (Ft. below TOC)	Flow (mL/Min.)	pH (S.U.)	S. Cond. (mS/cm)	Turb. (NTU)	DO (mg/L)	Temp. (Celcius)	ORP mV	Salinity % or ppt	Comments
1127	9.30	—	—	—	—	—	—	—	—	Initial, no odor
1129	10.00	300	4.02	0.717	14.3	2.92	22.17	226	NA	Slightly Cloudy
1134	9.90	150	4.12	0.738	5.0	2.32	22.29	239	NA	Clear water
1139	9.85	200	4.58	0.745	19.4	1.98	23.03	221	NA	Slightly Cloudy
1149	9.90	200	5.19	0.777	798	1.28	23.01	144	NA	Cloudy water
1159	9.90	200	5.32	0.801	638	1.07	22.91	106	NA	ST
1209	9.90	200	5.36	0.812	240	0.98	23.17	101	NA	↓
1219	9.90	200	5.34	0.815	97.2	0.91	22.76	102	NA	↓
1229	9.90	200	5.34	0.817	86.0	0.90	22.16	104	NA	Slightly Cloudy
1239	9.90	200	5.35	0.817	87.0	0.91	22.10	104	NA	↓
1239	9.90	200	5.36	0.817	97.5	0.91	22.00	104	NA	↓
			Well Parameters			Stabilized				
			Sampling Begins							

SIGNATURE(S): Walt Pa

LOW FLOW PURGE DATA SHEET

PROJECT SITE NAME: Martin State Airport
PROJECT NUMBER: 112CI03892-02

WELL ID.: DMW2S-060711
DATE: 06-07-11

Time (Hrs.)	Water Level (Ft. below TOC)	Flow (mL/Min.)	pH (S.U.)	S. Cond. (mS/cm)	Turb. (NTU)	DO (mg/L)	Temp. (Celcius)	ORP mV	Salinity % or ppt	Comments
0950	20.50	—	—	—	—	—	—	—	—	
1000	20.51	170	4.82	1.42	114	1.67	16.50	306	0	Initial
1010	20.52	170	4.82	1.42	107.8	1.30	17.26	299	0	
1020	20.55	170	4.90	1.43	45.0	1.38	17.55	287	0	
1030	20.56	170	4.93	1.43	20.4	1.28	18.62	297	0	
1040	20.54	170	4.91	1.44	19.0	1.19	19.94	286	0	
1050	20.54	170	4.96	1.42	0.0	1.03	20.08	286	0	
1055	20.55	170	4.96	1.47	0.0	0.96	20.07	284	0	
1100	20.54	170	4.97	1.41	0.0	1.01	20.78	282	0	
1105	20.54	170	4.97	1.41	0.0	0.91	20.61	281	0	

SIGNATURE(S): Kenara Smith

LOW FLOW PURGE DATA SHEET

PROJECT SITE NAME: Marion State Airport
PROJECT NUMBER: 112CI03292-02

WELL ID.: DMW2A-060711
DATE: 06-07-11

Time (Hrs.)	Water Level (Ft. below TOC)	Flow (mL/Min.)	pH (S.U.)	S. Cond. (mS/cm)	Turb. (NTU)	DO (mg/L)	Temp. (Celcius)	ORP mV	Salinity % or ppt	Comments
1335	20.12	—	—	—	—	—	—	—	—	
1345	20.37	200	4.25	1.57	639	1.43	19.70	267	0	Initial
1355	20.34	200	4.20	1.63	800	0.81	18.40	268	0	
1405	20.37	200	4.24	1.68	0.0	0.65	17.64	258	0	
1415	20.37	200	4.26	1.67	800	0.57	17.44	254	0	
1425	20.37	200	4.19	1.67	800	0.68	16.87	254	0	
1435	20.36	200	4.24	1.60	760	0.51	16.81	252	0	
1440	20.37	200	4.23	1.58	695	0.56	16.91	253	0	
1445	20.39	200	4.24	1.60	670	0.55	16.88	251	0	
1450	20.39	200	4.22	1.61	800	0.57	16.52	252	0	

SIGNATURE(S): Kendra Prewitt

LOW FLOW PURGE DATA SHEET

PROJECT SITE NAME: Martin State Airport
PROJECT NUMBER: 112IC03292-02

WELL ID.: DMW35-0208(1)
DATE: 06-08-11

Time (Hrs.)	Water Level (Ft. below TOC)	Flow (mL/Min.)	pH (S.U.)	S. Cond. (mS/cm)	Turb. (NTU)	DO (mg/L)	Temp. (Celcius)	ORP mV	Salinity % or ppt	Comments
1420	10.28	—	—	—	—	—	—	—	—	INITIAL
1430	10.30	150	8.57	2.81	18.2	0.69	30.81	-173	0	
1445	10.33	100	8.41	3.24	107.5	0.64	19.74	-199	0	
1455	10.39	160	8.37	2.91	102.6	0.60	18.48	-211	0	
1505	10.42	160	8.43	2.97	59.9	0.80	18.53	-225	0	
1515	10.46	160	8.51	3.29	35.4	0.85	18.34	-239	0	
1520	10.39	160	8.47	3.82	23.8	0.37	18.91	-239	0	
1525	10.41	160	8.48	4.03	17.9	0.35	19.01	-242	0	
1530	10.45	160	8.50	4.09	16.2	0.31	19.99	-252	0	
~~1535~~										

SIGNATURE(S): Kendra Reisch

LOW FLOW PURGE DATA SHEET

PROJECT SITE NAME: Manlius State Airport
PROJECT NUMBER: 112K03292-02
WELL ID.: DMW3I-060811
DATE: 6-8-11

Time (Hrs.)	Water Level (Ft. below TOC)	Flow (mL/Min.)	pH (S.U.)	S. Cond. (mS/cm)	Turb. (NTU)	DO (mg/L)	Temp. (Celcius)	ORP mV	Salinity % or ppt	Comments
1409	NA	—	—	—	—	—	—	—	—	Initial, no odor
1411		300	7.18	0.890	29.9	3.04	29.46	5	NA	Slightly cloudy
1416		200	6.71	1.21	18.6	2.12	21.14	14	NA	
1421		200	6.55	1.34	50.4	1.72	19.60	18	NA	
1439		200	6.43	1.38	56.5	1.34	18.78	21	NA	
1441		200	6.36	1.38	47.1	1.16	18.07	22	NA	
1446		200	6.34	1.39	42.0	1.00	17.99	23	NA	
1451		200	6.31	1.40	40.5	0.96	17.86	23	NA	
1456		200	6.30	1.40	41.0	0.98	17.92	23	NA	
			NO Parameters Stabilized							
			Sampling Begins							

SIGNATURE(S): Nate Re

LOW FLOW PURGE DATA SHEET

PROJECT SITE NAME: Martin State Airport
PROJECT NUMBER: 112-5C05292.02

WELL ID.: DMW-3D-060711
DATE: 6/7/11

Time (Hrs.)	Water Level (Ft. below TOC)	Flow (mL/Min.)	pH (S.U.)	S. Cond. (mS/cm)	Turb. (NTU)	DO (mg/L)	Temp. (Celcius)	ORP mV	Salinity % or ppt	Comments
1055	14.50	200	5.46	0.257	35.7	2.65	21.34	94	–	clear No odor or sheen
1100	14.51	200	5.36	0.222	>1000	1.86	19.89	82	–	Lt Gray
1105	14.50	200	5.27	0.203	>1000	2.42	19.03	76	–	Lt Gray
1110	14.50	200	5.21	0.176	>1000	1.93	17.89	98	–	
1115	14.50	200	5.19	0.142	>1000	2.21	16.93	113	–	
1120	14.50	200	5.17	0.131	>1000	1.75	16.21	120	–	Lt Gray No odor or sheen
1125	14.50	200	4.67	0.046	>1000	2.07	15.52	148	–	
1130	14.50	200	4.59	0.147	>1000	1.43	15.03	157	–	
1135	14.50	200	4.52	0.213	>1000	1.17	14.65	175	–	
1140	14.50	200	4.49	0.302	>1000	0.93	14.27	182	–	
1145	14.50	200	4.46	0.345	>1000	0.84	14.05	189	–	
1150	14.50	200	4.50	0.370	>1000	0.61	13.99	192	–	
1155	14.50	200	4.49	0.378	>1000	0.74	14.89	193	–	
1200	14.50	200	4.49	0.380	>1000	0.70	14.95	193	–	
1205	14.50	200	4.48	0.378	>1000	0.64	14.94	193	–	
1210	14.50	200	4.50	0.377	>1000	0.65	14.77	194	–	
1215	14.50	200	4.50	0.378	>1000	0.65	14.25	192	–	

SIGNATURE(S): [signature]

LOW FLOW PURGE DATA SHEET

PROJECT SITE NAME: Marion State Airport
PROJECT NUMBER: 112IC03292-02

WELL ID.: MW3-060911
DATE: 6-9-11

Time (Hrs.)	Water Level (Ft. below TOC)	Flow (mL/Min.)	pH (S.U.)	S. Cond. (mS/cm)	Turb. (NTU)	DO (mg/L)	Temp. (Celcius)	ORP mV	Salinity % or ppt	Comments
1011	8.25	—	—	—	—	—	—	—	—	Initial, no odor
1014	8.45	300	4.41	0.223	37.8	2.10	30.51	111	NA	Slightly Cloudy
1019	8.85	250	3.92	0.164	21.2	1.09	23.79	98	NA	
1024	9.10	200	3.04	0.137	43.3	0.97	25.02	132	NA	
1034	9.30	100	2.38	0.127	36.4	0.88	25.71	156	NA	
1044	9.38	100	2.03	0.123	20.1	0.68	25.75	168	NA	
1049	9.55	100	1.98	0.122	10.0	0.60	25.25	170	NA	Clean water
1054	9.65	100	1.77	0.122	5.8	0.59	25.24	175	NA	
1059	9.77	100	1.58	0.121	2.8	0.48	26.72	180	NA	
1109	9.83	100	1.50	0.121	2.0	0.45	26.70	181	NA	
1119	9.87	100	1.47	0.121	2.0	0.45	26.67	182	NA	
1129	9.95	100	1.37	0.122	1.8	0.41	25.20	185	NA	
1139	10.05	100	1.31	0.121	3.7	0.43	25.38	187	NA	
1144	10.05	100	1.29	0.122	3.2	0.39	25.71	187	NA	
1149	10.05	100	1.26	0.121	3.1	0.39	25.38	188	NA	

Well parameters stabilize

Sampling Begins

SIGNATURE(S): [signature]

LOW FLOW PURGE DATA SHEET

PROJECT SITE NAME: Martin State Airport
PROJECT NUMBER: 112IC03292

WELL ID.: DMW-45-060711
DATE: 6/7/11

Time (Hrs.)	Water Level (Ft. below TOC)	Flow (mL/Min.)	pH (S.U.)	S. Cond. (mS/cm)	Turb. (NTU)	DO (mg/L)	Temp. (Celcius)	ORP mV	Salinity % or ppt	Comments
1435	19.34	200	7.05	1.93	63.2	4.36	19.83	7	—	
1440	19.35	200	6.96	1.94	37.4	3.74	20.21	5	—	
1445	19.35	200	6.88	1.96	30.8	2.99	20.41	9	—	
1450	19.35	200	6.80	1.99	15.6	1.79	19.86	12	—	
1455	19.35	200	6.76	2.00	10.5	1.23	19.23	14	—	
1500	19.35	200	6.71	2.00	7.1	1.17	18.61	15		
1505	19.35	200	6.67	2.01	6.0	1.14	18.35	15	—	
1510	19.35	200	6.63	2.03	6.0	1.06	18.11	15	—	
1515	19.35	200	6.59	2.03	6.3	1.31	18.06	16	—	
1520	19.35	200	6.51	2.05	4.8	1.52	17.94	16	—	
1525	19.35	200	6.47	2.05	4.5	1.47	17.47	16	—	
1530	19.35	200	6.43	2.06	4.8	1.47	17.38	19	—	
1535	19.35	200	6.37	2.07	4.3	1.35	17.29	21	—	
1540	19.35	200	6.37	2.08	4.2	1.31	17.25	20	—	
1545	19.35	200	6.30	2.08	3.9	1.33	17.24	22	—	
1550	19.35	200	6.32	2.08	3.9	1.29	17.35	23	—	

SIGNATURE(S):

LOW FLOW PURGE DATA SHEET

PROJECT SITE NAME: Martin State Airport
PROJECT NUMBER: 112EC03252-02

WELL ID.: DMW 4I-053111
DATE: 5-31-11

Time (Hrs.)	Water Level (Ft. below TOC)	Flow (mL/Min.)	pH (S.U.)	S. Cond. (mS/cm)	Turb. (NTU)	DO (mg/L)	Temp. (Celcius)	ORP mV	Salinity % or ppt	Comments
1434	19.40	—	—	—	—	—	—	—	—	Initial, no odor
1436	19.52	300	3.46	1.83	200	4.10	17.27	373	NM	Cloudy water
1440	19.40	200	3.62	1.87	210	2.37	18.21	341	NM	
1505	19.40	200	3.92	1.87	330	1.63	20.21	285	NM	
1515	19.40	200	3.96	1.86	225	1.58	20.22	280	NM	
1525	19.40	200	3.97	1.88	133	1.49	20.41	276	NM	
1530	19.40	200	3.97	1.89	70.9	1.52	20.40	275	NM	
1535	19.40	200	3.98	1.89	69.0	1.53	20.35	274	NM	Slightly Cloudy
1540	19.40	200	3.98	1.89	71.0	1.56	20.30	274	NM	
			Well	Parameters		Stabilize				
				Sampling		Begins				

SIGNATURE(S): Matt R

LOW FLOW PURGE DATA SHEET

PROJECT SITE NAME: Martin State Airport
PROJECT NUMBER: 112TC03292-02

WELL ID.: DMW4D-053111
DATE: 5-31-11

Time (Hrs.)	Water Level (Ft. below TOC)	Flow (mL/Min.)	pH (S.U.)	S. Cond. (mS/cm)	Turb. (NTU)	DO (mg/L)	Temp. (Celcius)	ORP mV	Salinity % or ppt	Comments
1313	19.60	—	—	—	—	—	—	—	—	Initial, no odor
1315	19.70	200	3.69	1.51	23.2	7.66	20.16	353	NA	Slightly cloudy
1320	19.70	200	3.74	1.55	177	5.91	18.83	356	NA	
1325	19.70	200	3.84	1.55	187	3.58	18.52	347	NA	
1335	19.70	200	3.88	1.55	251	2.75	17.95	~~29~~ 339	NA	
1345	19.70	200	3.88	1.54	98.5	6.72	18.22	334	NA	
1350	19.70	200	3.87	1.55	102	4.35	18.07	332	NA	
1355	19.70	200	3.87	1.55	104	1.42	17.94	328	NA	
1400	19.70	200	3.88	1.55	105	1.40	17.99	324	NA	

LOW FLOW PURGE DATA SHEET

PROJECT SITE NAME: MSA-Dump Road
PROJECT NUMBER: 112IC03292-02

WELL ID.: MSA-MW4-052611
DATE: 5/26/11

Time (Hrs.)	Water Level (Ft. below TOC)	Flow (mL/Min.)	pH (S.U.)	S. Cond. (mS/cm)	Turb. (NTU)	DO (mg/L)	Temp. (Celcius)	ORP mV	Salinity % or ppt	Comments
1001	6.88'	–	–	–	–	–	–	–	–	Begin Purge.
1004	7.08'	220	6.48	1.86	25.0	3.09	16.16	199	–	
1009	7.13'	220	6.55	1.92	15.2	1.34	15.84	-12	–	
1014	7.06'	140	6.56	1.92	3.7	1.18	16.76	-20	–	
1019	7.05'	140	6.57	1.92	3.8	1.02	17.14	-21	–	
1024	7.05'	140	6.57	1.92	6.0	0.92	17.22	-23	–	
1029	7.05'	140	6.57	1.92	0.1	0.82	17.07	-24	–	
1034	7.05'	140	6.58	1.92	0.0	0.75	16.90	-26	–	
1039	7.05'	140	6.58	1.92	0.0	0.70	16.78	-26	–	Sample
1100	7.22	–	–	–	–	–	–	–	–	End Purge.

SIGNATURE(S): [signature]

PAGE 1 OF 1

LOW FLOW PURGE DATA SHEET

PROJECT SITE NAME: Martin State Airport
PROJECT NUMBER: 112IC03292-02

WELL ID.: DMW-55S-060811
DATE: 06-08-11

Time (Hrs.)	Water Level (Ft. below TOC)	Flow (mL/Min.)	pH (S.U.)	S. Cond. (mS/cm)	Turb. (NTU)	DO (mg/L)	Temp. (Celcius)	ORP mV	Salinity % or ppt	Comments
0925	20.28	—	—	—	—	—	—	—	—	
0935	21.10	160	4.32	1.58	59.1	0.68	15.24	169	0	Initial
0945	20.94	160	4.41	1.65	15.1	0.53	15.72	187	0	
0955	20.95	160	4.29	1.67	12.1	0.47	16.10	211	0	
1005	20.93	160	4.28	1.67	39.1	0.43	16.17	227	0	
1015	20.89	160	4.23	1.68	10.16	0.38	16.51	246	0	
1020	20.86	160	4.20	1.68	7.1	0.38	16.72	251	0	
1025	20.81	160	4.20	1.69	2.9	0.36	16.99	257	0	
1030	20.82	160	4.19	1.69	2.0	0.33	17.00	259	0	

SIGNATURE(S): Kendra Russell

LOW FLOW PURGE DATA SHEET

PROJECT SITE NAME: Martin State Airport
PROJECT NUMBER: 112IC03292-08

WELL ID.: DMW5I-060811
DATE: 06-08-11

Time (Hrs.)	Water Level (Ft. below TOC)	Flow (mL/Min.)	pH (S.U.)	S. Cond. (mS/cm)	Turb. (NTU)	DO (mg/L)	Temp. (Celcius)	ORP mV	Salinity % or ppt	Comments
1210	20.03	—	—	—	—	—	—	—	—	
1220	20.02	170	4.17	1.36	198	0.96	18.36	286	0	INITIAL
1230	← CONTROLLER WENT OUT →									
1250										
1300	20.01	170	4.25	1.37	98.7	1.82	18.11	277	0	
1310	20.02	170	4.21	1.30	78.8	0.81	19.23	276	0	
1320	20.02	170	4.22	1.27	52.3	0.61	19.57	273	—	
1330	20.04	170	4.23	1.28	33.6	0.54	19.12	271	0	
1335	20.04	170	4.22	1.28	36.5	0.53	19.36	270	0	
1340	20.04		4.24	1.27	30.4	0.46	19.56	268	0	

SIGNATURE(S): Kinda Brown

Tetra Tech NUS, Inc.

LOW FLOW PURGE DATA SHEET

PROJECT SITE NAME: MSA - GW monitoring **WELL ID.:** MW-5

PROJECT NUMBER: 112103292/02 **DATE:** 5/24/11

Time (Hrs.)	Water Level (Ft. below TOC)	Flow (mL/Min.)	pH (S.U.)	Cond. (mS/cm)	Turb. (NTU)	DO (mg/L)	Temp. (Celsius)	ORP (mV)	Comments
1250	20.33	300	6.73	1.87	15.1	1.37	15.60	-88	
1255	20.85	300	6.74	1.88	19.3	0.99	15.40	-102	
1300	21.48	300	6.71	1.85	2.2	0.38	15.62	-115	
1305	21.42	300	6.71	1.86	4.8	0.38	15.97	-117	
1310	21.29	300	6.71	1.87	13.7	0.50	16.24	-119	
1315	21.21	300	6.72	1.86	17.3	0.39	16.29	-120	
1320	21.10	300	6.71	1.86	20.8	0.38	16.57	-120	
1325	20.9	300	6.72	1.87	83.8	0.38	16.89	-123	
1330	20.72	300	6.72	1.87	139	0.62	17.18	-124	
1335	20.77	300	6.74	1.83	130	0.44	17.58	-125	
1340	20.73	300	6.72	1.89	114	0.36	16.82	-125	
1345	20.77	300	6.73	1.88	107	0.36	15.94	-124	
1350	20.87	300	6.72	1.89	104	0.34	15.89	-124	

SIGNATURE(S):

LOW FLOW PURGE DATA SHEET

PROJECT SITE NAME: MSA - Dump Road
PROJECT NUMBER:

WELL ID.: MSA-DMW6S-052511
DATE: 5/25/11

Time (Hrs.)	Water Level (Ft. below TOC)	Flow (mL/Min.)	pH (S.U.)	S. Cond. (mS/cm)	Turb. (NTU)	DO (mg/L)	Temp. (Celcius)	ORP mV	Salinity % or ppt	Comments
1314	16.64	—	—	—	—	—	—	—	—	Start Purge
1320	16.71	140	6.10	1.14	90.2	0.57	25.60	-71	N/A	
1325	16.71	140	6.12	1.20	96.7	0.49	23.55	-80		
1330	16.71	140	6.12	1.25	120	0.44	22.49	-82		
1335	16.71	140	6.13	1.27	121	0.39	22.04	-83		
1340	16.71	140	6.13	1.28	123	0.38	21.97	-84		
1345	16.71	140	6.14	1.29	116	0.35	21.87	-84		
1350	16.71	140	6.14	1.30	109	0.34	21.64	-84	↓	Sample
1442	16.71	—	—	—	—	—	—	—	—	End Purge

SIGNATURE(S): Donna L Mathews

LOW FLOW PURGE DATA SHEET

PROJECT SITE NAME: MSA-Dump Road
PROJECT NUMBER:

WELL ID.: MSA-DMW6I-052511
DATE: 5/25/11

Time (Hrs.)	Water Level (Ft. below TOC)	Flow (mL/Min.)	pH (S.U.)	S. Cond. (mS/cm)	Turb. (NTU)	DO (mg/L)	Temp. (Celcius)	ORP mV	Salinity % or ppt	Comments
1143	16.96	—	—	—	—	—	—	—	—	Start Purge
1146	16.99	280	4.74	0.918	200	4.35	15.50	231	N/A	
1151	16.98	280	4.10	0.893	266	2.40	15.01	237	↓	
1156	16.98	280	3.92	0.889	260	1.21	14.95	265	↓	
1201	16.98	280	3.83	0.890	235	1.16	14.87	278	↓	
1206	16.98	280	3.78	0.893	205	1.19	14.82	287	↓	
1211	16.98	280	3.75	0.895	167	0.88	14.89	293	↓	
1216	16.98	280	3.72	0.897	145	0.62	14.89	298	↓	
1221	16.98	280	3.72	0.899	124	0.64	14.89	300	↓	
1226	16.98	280	3.70	0.898	110	0.64	14.89	303	↓	Sample
1238	16.98	—	—	—	—	—	—	—	—	End Purge

SIGNATURE(S): Darren L Mackey

LOW FLOW PURGE DATA SHEET

PROJECT SITE NAME: MSA - Dump Road
PROJECT NUMBER:
WELL ID.: MSA-DMW6D-052511
DATE: 5/25/11

Time (Hrs.)	Water Level (Ft. below TOC)	Flow (mL/Min.)	pH (S.U.)	S. Cond. (mS/cm)	Turb. (NTU)	DO (mg/L)	Temp. (Celcius)	ORP mV	Salinity % or ppt	Comments
1006	17.14	—	—	—	—	—	—	—	—	Begin Purge
1037	17.30	150	4.19	0.516	209	3.98	15.11	256	N/A	
1042	17.30	150	4.15	0.518	168	3.08	14.61	278		
1047	17.30	150	4.11	0.519	173	4.59	14.61	295		
1052	17.30	150	4.15	0.530	162	3.03	14.75	301		
1057	17.30	150	4.14	0.542	155	2.84	14.78	305		
1102	17.30	150	4.16	0.557	157	2.82	14.94	307		
1107	17.30	150	4.15	0.570	161	2.66	14.96	306	↓	
1130	17.25	—	—	—	—	—	—	—	—	Sample End Purge

SIGNATURE(S): Dawn L MacNeil

LOW FLOW PURGE DATA SHEET

PROJECT SITE NAME: MSA-Dump Road
PROJECT NUMBER: 112rc03292-02

WELL ID.: MSA-MW6-052611
DATE: 5/26/11

Time (Hrs.)	Water Level (Ft. below TOC)	Flow (mL/Min.)	pH (S.U.)	S. Cond. (mS/cm)	Turb. (NTU)	DO (mg/L)	Temp. (Celcius)	ORP mV	Salinity % or ppt	Comments
1321	13.47	~~2~~	—	—	—	—	—	—	—	
1324	13.51	220	3.86	1.37	0.0	14.75	20.51	294	—	Start Purge
1329	13.51	220	5.40	1.53	0.0	1.06	17.02	86	—	
1334	13.52	220	5.40	1.54	0.0	0.94	16.74	69	—	
1339	13.52	220	5.39	1.54	>800	0.77	16.66	63	—	
1344	13.52	220	5.40	1.52	>800	0.72	16.68	60	—	
1349	13.52	220	5.40	1.50	577	0.64	16.73	58	—	
1354	13.52	220	5.39	1.47	434	0.60	16.87	59	—	
1359	13.52	220	5.39	1.44	375	0.57	16.96	60	—	
1420	13.59	—	—	—	—	—	—	—	—	Sample End Purge

SIGNATURE(S): Dennis L Mitchell

Tetra Tech NUS, Inc.

LOW FLOW PURGE DATA SHEET

PROJECT SITE NAME: Dump Road
PROJECT NUMBER: 162C08292
WELL ID.: DMW-85-051911
DATE: 5/19/11

Time (Hrs.)	Water Level (Ft. below TOC)	Flow (mL/Min.)	pH (S.U.)	Cond. (mS/cm)	Turb. (NTU)	DO (mg/L)	Temp. (Celsius)	ORP (mV)	Comments
1200	12.18	—	—	—	—	—	—		
1205	13.18	300	5.31	1.42	71.5	1.35	13.03	175	
1210	13.31	300	5.40	1.41	57.4	1.00	12.47	167	
1220	13.78	300	5.46	1.41	48.3	0.92	12.35	162	
1225	13.68	300	5.37	1.37	17.4	0.93	12.28	151	
1230	13.75	300	5.38	1.37	14.7	0.95	12.29	150	
1235	13.89	300	5.52	1.40	8.0	0.76	12.27	132	
1240	13.94	300	5.57	1.41	6.2	0.70	12.44	124	
1245	14.01	300	5.62	1.42	4.6	0.64	12.37	115	
1250	14.01	300	5.65	1.43	3.4	0.61	12.29	107	
1255	14.04	300	5.65	1.43	3.1	060	12.28	108	
1300	14.09	300	5.67	1.43	12.3	0.57	12.18	102	
1305	14.08	300	5.58	1.43	3.2	0.56	11.89	104	
Cyclon, Hex Chrom	Vocs, 1,4-Dioxane, Pest-Herb, Total PAH, Dissolved PAH, Mercury, Hex Chrom, GRO-DRO. collected @ 1255								

SIGNATURE(S): _____

Tetra Tech NUS, Inc.

LOW FLOW PURGE DATA SHEET

PROJECT SITE NAME: MSA Groundwater Monit. **WELL ID.:** DMW-8I
PROJECT NUMBER: 112103292 **DATE:** 5/23/11

Time (Hrs.)	Water Level (Ft. below TOC)	Flow (mL/Min.)	pH (S.U.)	Cond. (mS/cm)	Turb. (NTU)	DO (mg/L)	Temp. (Celsius)	ORP (mV)	Comments
1230	13.33	300	4.68	1.41	776	1.02	15.92	251	
1240	13.27	300	4.37	1.54	789	1.89	14.45	274	
1245	13.37	300	3.97	1.49	790	1.24	14.04	296	
1250	13.41	300	3.95	1.48	778	0.88	15.03	302	
1255	13.32	300	3.93	1.46	436	0.69	14.86	302	
1300	13.36	300	3.92	1.45	335	0.60	14.61	303	
1305	13.37	300	3.91	1.45	310	0.80	14.56	303	
1310	13.34	300	3.92	1.43	273	0.56	14.53	302	
1315	13.30	300	3.92	1.42	242	0.66	14.60	301	
1320	13.35	300	3.95	1.40	192	1.30	14.65	302	
1325	13.31	300	3.94	1.39	172	0.56	14.50	298	
1330	13.32	300	3.94	1.38	158	0.55	14.47	297	

SIGNATURE(S):

Tetra Tech NUS, Inc.

LOW FLOW PURGE DATA SHEET

PROJECT SITE NAME: MSA
PROJECT NUMBER: 112103292/02
WELL ID.: DMW-8D
DATE: 5/24/11

Time (Hrs.)	Water Level (Ft. below TOC)	Flow (mL/Min.)	pH (S.U.)	Cond. (mS/cm)	Turb. (NTU)	DO (mg/L)	Temp. (Celsius)	ORP (mV)	Comments
0950	13.73	300	3.83	0.679	0.0	5.34	14.96	322	
0955	13.71	250	4.08	0.721	0.0	1.42	14.53	317	
1000	13.72	250	4.05	0.763	0.0	1.22	14.27	320	
1005	13.77	250	4.03	0.693	0.0	0.84	14.11	331	
1010	13.71	250	4.01	0.674	0.0	0.85	14.21	335	
1015	13.71	250	4.00	0.659	0.0	0.72	14.32	330	
1020	13.67	300	4.00	0.656	0.0	0.72	14.36	340	
1025	13.71	300	4.00	0.656	0.0	1.42	14.85	341	
1030	13.65	300	4.01	0.654	0.0	0.77	14.50	340	
1035	13.66	300	4.00	0.654	0.0	0.70	14.55	340	
1040	13.72	300	4.00	0.652	0.0	0.68	14.69	340	

SIGNATURE(S): MRD

LOW FLOW PURGE DATA SHEET

PROJECT SITE NAME: Martin State Airport
PROJECT NUMBER:

WELL ID.: DMW-95-060611
DATE: 6/6/11

Time (Hrs.)	Water Level (Ft. below TOC)	Flow (mL/Min.)	pH (S.U.)	S. Cond. (mS/cm)	Turb. (NTU)	DO (mg/L)	Temp. (Celcius)	ORP mV	Salinity % or ppt	Comments
1045	8.91	200	6.04	1.83	151	2.05	24.08	54	—	Slightly tinted gray
1050	8.92	200	6.04	1.83	129	1.79	24.66	-2	—	Tinted Gray
1055	8.93	200	6.22	1.85	123	1.46	24.39	-42	—	Clear slight petro odor
1100	8.93	200	6.20	1.83	115	1.19	24.01	-51	—	Clear slight petro odo
1105	8.93	200	6.23	1.81	103	5.93	23.75	-54	—	Clear " " " "
1110	8.93	200	6.25	1.80	98.2	5.75	23.60	-68	—	Clear " " " "
1115	8.93	200	6.28	1.79	93.9	5.52	23.70	-73	—	Clear " " " "
1120	8.93	200	6.30	1.79	83.5	5.28	23.83	-76	—	Clear " " " "
1125	8.93	200	6.29	1.78	69.5	4.82	24.56	-76	—	Clear " " " "
1130	8.93	200	6.27	1.77	66.0	4.47	24.94	-78	—	Clear " " " "
1135	8.93	200	6.35	1.77	4.1	4.27	25.43	-79	—	Clear " " " "
1140	8.93	200	6.29	1.78	1.5	4.39	26.16	-80	—	Clear slight Petro odor
1145	8.93	200	6.33	1.78	1.8	4.37	26.29	-80	—	Clear " " slight
1150	8.93	200	6.32	1.79	1.1	4.46	26.40	-80	—	Clear " " "
1155	8.93	200	6.33	1.79	1.0	4.31	26.43	-78	—	Clear " " "
1200	8.93	200	6.33	1.79	1.2	4.27	26.49	-78	—	Clear " " "

SIGNATURE(S):

LOW FLOW PURGE DATA SHEET

PROJECT SITE NAME: Martin State Airport
PROJECT NUMBER:

WELL ID.: DMW-9I-060611
DATE: 6/6/11

Time (Hrs.)	Water Level (Ft. below TOC)	Flow (mL/Min.)	pH (S.U.)	S. Cond. (mS/cm)	Turb. (NTU)	DO (mg/L)	Temp. (Celcius)	ORP mV	Salinity % or ppt	Comments
1345	8.89	200	5.79	1.30	667	2.69	20.40	8	—	Lt Gray slight petro odo
1350	8.96	200	5.97	1.30	695	2.59	19.67	5	—	" " " " "
1355	8.96	200	5.97	1.30	671	2.21	20.13	9	—	" " " " "
1400	8.96	200	5.98	1.28	622	2.03	20.24	14	—	Lt Gray slight petro odor
1405	8.96	200	5.97	1.27	516	2.08	20.11	16	—	" " " " "
1410	8.96	200	5.98	1.30	408	2.06	19.27	19	—	" " " " "
1415	8.96	200	5.95	1.30	350	1.62	18.79	22	—	Lt Gray slight petro odor
1420	8.96	200	5.90	1.27	346	1.47	19.03	27	—	
1425	8.96	200	6.06	1.17	353	1.16	21.63	25	—	
1430	8.96	200	6.06	1.15	311	0.83	21.97	28	—	
1435	8.96	200	6.06	1.13	267	0.69	21.52	31	—	
1440	8.96	200	6.06	1.12	263	0.69	21.92	31	—	
1445	8.96	200	6.05	1.11	240	0.67	21.99	32	—	
1450	8.96	200	6.01	1.12	216	0.69	23.15	34	—	
1455	8.96	200	5.92	1.22	243	0.69	21.86	38	—	
1500	8.96	200	5.83	1.19	259	0.66	21.75	43	—	
1505	8.96	200	5.83	1.16	284	0.63	21.53	45	—	
1510	8.96	200	5.88	1.16	308	0.65	21.68	47	—	
1515	8.96	200	5.81	1.15	339	0.63	21.95	49	—	

SIGNATURE(S):

LOW FLOW PURGE DATA SHEET

PROJECT SITE NAME: Martin State Airport
PROJECT NUMBER:

WELL ID.: DMW-90-060611
DATE: 6/6/11

Time (Hrs.)	Water Level (Ft. below TOC)	Flow (mL/Min.)	pH (S.U.)	S. Cond. (mS/cm)	Turb. (NTU)	DO (mg/L)	Temp. (Celcius)	ORP mV	Salinity % or ppt	Comments
1615	9.18	200	3.93	0.409	12.0	5.85	24.38	254	—	Clear No Odor or Sheen
1620	9.18	200	4.27	0.379	6.4	4.19	20.97	230	—	" " " "
1625	9.23	200	4.35	0.380	6.3	2.79	20.11	197	—	" " " "
1630	9.25	200	4.69	0.380	6.1	2.11	19.26	173	—	" " " "
1635	9.27	200	4.72	0.381	5.3	1.63	18.65	155	—	" " " "
1640	9.27	200	4.74	0.382	5.0	1.42	18.40	144	—	" " " "
1645	9.27	200	4.73	0.382	6.3	1.32	18.34	142	—	" " " "
1650	9.27	200	4.76	0.385	6.4	1.31	18.35	139	—	" " " "
1655	9.27	200	4.81	0.382	6.3	1.15	18.32	138	—	" " " "
1700	9.27	200	4.81	0.382	7.2	1.10	18.16	132	—	" " " "
1705	9.27	200	4.83	0.382	7.8	1.10	17.97	130	—	" " " "
1710	9.27	200	4.83	0.383	7.5	1.09	17.88	129	—	" " " "

SIGNATURE(S): _____

LOW FLOW PURGE DATA SHEET

PROJECT SITE NAME: Martin State Airport
PROJECT NUMBER: 112IC03292-02

WELL ID.: DMW10S-060214
DATE: 6-2-14

Time (Hrs.)	Water Level (Ft. below TOC)	Flow (mL/Min.)	pH (S.U.)	S. Cond. (mS/cm)	Turb. (NTU)	DO (mg/L)	Temp. (Celcius)	ORP mV	Salinity % or ppt	Comments
1449	7.10	—	—	—	—	—	—	—	—	
1452	7.20	300	6.41	1.95	>999	1.49	15.16	-58	NA	Initial, no color
1455	7.20	200	6.41	1.95	>999	1.57	14.86	-59	NA	Cloudy water
1500	7.20	200	6.41	1.92	>999	1.52	14.44	-63	NA	
1510	7.20	200	6.42	1.92	327	1.17	14.52	-67	NA	
1520	7.20	200	6.42	1.94	185	1.22	14.63	-70	NA	
1530	7.20	200	6.45	1.92	120	0.74	14.33	-72	NA	
1535	7.20	200	6.45	1.93	119	0.75	14.28	-72	NA	
1540	7.20	200	6.45	1.92	120	0.76	14.30	-72	NA	
			Well parameters stabilized							
			Sampling Begins							

SIGNATURE(S): [signature]

LOW FLOW PURGE DATA SHEET

PROJECT SITE NAME: Martin State Airport
PROJECT NUMBER: 112IC03292

WELL ID.: DMW-11S-060911
DATE: 6/9/11

Time (Hrs.)	Water Level (Ft. below TOC)	Flow (mL/Min.)	pH (S.U.)	S. Cond. (mS/cm)	Turb. (NTU)	DO (mg/L)	Temp. (Celcius)	ORP mV	Salinity % or ppt	Comments
1030	4.27	200	5.83	0.466	346	0.97	18.8	38	0.0	
1035	5.07	200	5.15	0.469	260	0.34	19.5	50	0.0	
1040	5.07	200	5.06	0.542	108	0.13	20.0	50	0.0	
1045	5.07	200	5.04	0.585	43.7	0.00	20.1	47	0.0	
1050	5.07	200	5.34	0.597	31.2	0.00	20.7	29	0.0	
1055	5.07	200	5.52	0.621	23.7	0.00	20.9	2	0.0	
1100	5.07	200	5.75	0.642	19.3	0.00	21.7	-14	0.0	
1105	5.07	200	5.91	0.647	12.6	0.00	21.3	-26	0.0	
1110	5.07	200	5.93	0.650	10.7	0.00	21.1	-28	0.0	
1115	5.07	200	5.96	0.651	9.6	0.00	20.9	-28	0.0	
1120	5.07	200	5.96	0.650	10.1	0.00	21.1	-29	0.0	
1125	5.07	200	5.96	0.650	9.3	0.00	21.2	-29	0.0	
1130	5.07	200	5.98	0.650	8.91	0.00	21.3	-33	0.0	
1135	5.07	200	6.00	0.651	7.30	0.00	21.5	-35	0.0	
1140	5.07	200	6.01	0.652	6.40	0.00	21.6	-36	0.0	
1145	5.07	200	6.01	0.652	4.70	0.00	21.3	-37	0.0	

SIGNATURE(S):

LOW FLOW PURGE DATA SHEET

PROJECT SITE NAME: Martin State Airport
PROJECT NUMBER: 112EC03292

WELL ID.: DMW-11I-060911
DATE: 6/9/11

Time (Hrs.)	Water Level (Ft. below TOC)	Flow (mL/Min.)	pH (S.U.)	S. Cond. (mS/cm)	Turb. (NTU)	DO (mg/L)	Temp. (Celcius)	ORP mV	Salinity % or ppt	Comments
1305	6.22	200	6.05	0.027	31.6	2.95	18.3	315	0.0	
1310	6.64	150	3.71	0.024	34.9	0.00	17.9	295	0.0	
1315	6.45	150	3.47	0.024	28.6	0.00	20.9	319	0.0	
1320	6.45	150	3.42	0.024	18.5	0.00	21.2	328	0.0	
1325	6.45	150	3.45	0.024	18.5	0.00	20.5	331	0.0	
1330	6.45	150	3.47	0.023	18.5	0.00	19.90	333	0.0	
1335	6.43	150	3.47	0.023	21.0	0.00	19.8	333	0.0	
1340	6.43	150	3.45	0.023	21.7	0.00	20.5	335	0.0	
1345	6.43	150	3.40	0.023	22.3	0.00	20.8	339	0.0	
1350	6.43	150	3.54	0.023	22.1	0.00	20.8	333	0.0	
1355	6.43	150	3.61	0.023	21.7	0.00	20.6	329	0.0	
1400	6.43	150	4.08	0.023	20.3	0.00	20.7	305	0.0	
1405	6.43	150	4.25	0.022	19.5	0.00	20.4	297	0.0	
1410	6.43	150	4.37	0.022	19.1	0.00	20.6	290	0.0	
1415	6.43	150	4.42	0.022	20.5	0.00	19.3	291	0.0	
1420	6.43	150	4.41	0.022	19.1	0.00	20.0	293	0.0	
1425	6.43	150	4.37	0.022	18.3	0.00	20.4	293	0.0	
1430	6.43	150	4.59	0.022	17.9	0.00	19.1	283	0.0	
1435	6.43	150	4.60	0.022	16.7	0.00	19.7	293	0.0	
1440	6.43	150	4.65	0.022	16.6	0.00	20.2	280	0.0	

SIGNATURE(S): [signature]

LOW FLOW PURGE DATA SHEET

PROJECT SITE NAME: Martin State Airport
PROJECT NUMBER: 112IC03292-02

WELL ID.: DMW 14I-051911
DATE: 5-19-11

Time (Hrs.)	Water Level (Ft. below TOC)	Flow (mL/Min.)	pH (S.U.)	S. Cond. (mS/cm)	Turb. (NTU)	DO (mg/L)	Temp. (Celcius)	ORP mV	Salinity % or ppt	Comments
1010	9.35	—	—	—	—	—	—	—	—	Initial, no odor
1011	9.40	300	6.06	1.36	34.6	2.42	18.87	12	NA	Slightly cloudy
1016	9.40	200	6.13	1.44	26.5	1.28	17.00	-33	NA	
1021	9.40	200	6.13	1.47	34.2	0.98	16.77	-44	NA	
1031	9.40	200	6.14	1.47	29.2	0.80	16.70	-49	NA	
1041	9.40	200	6.14	1.48	25.4	0.71	16.41	-51	NA	
1046	9.40	200	6.13	1.47	23.6	0.68	16.35	-51	NA	
1051	9.40	200	6.13	1.47	23.0	0.67	16.31	-51	NA	
1056	9.40	200	6.13	1.47	23.5	0.66	16.33	-51	NA	

← Well parameters stabilize →

← Sampling Begins →

SIGNATURE(S): Walt P

LOW FLOW PURGE DATA SHEET

PROJECT SITE NAME: Muntin State Airport
PROJECT NUMBER: 112IC03292-02

WELL ID.: AMW14D-051911
DATE: 5/19-11

Time (Hrs.)	Water Level (Ft. below TOC)	Flow (mL/Min.)	pH (S.U.)	S. Cond. (mS/cm)	Turb. (NTU)	DO (mg/L)	Temp. (Celcius)	ORP mV	Salinity % or ppt	Comments
1118	6.35	—	—	—	—	—	—	—	—	Initial, no odor
1119	6.90	300	6.09	0.059	7.1	5.46	16.41	54	NA	Clear water
1124	7.20	200	5.00	0.029	4.1	4.61	15.88	145	NA	
1129	7.20	200	4.68	0.023	6.1	4.45	15.79	181	NA	
1134	7.20	200	4.90	0.021	0.3	4.31	15.93	185	NA	
1149	7.20	200	4.88	0.021	0.0	4.24	15.95	208	NA	
1154	7.20	200	4.82	0.020	0.0	4.23	16.03	220	NA	
1159	7.20	200	4.83	0.020	0.0	4.22	15.88	219	NA	
1204	7.20	200	4.85	0.020	0.0	4.22	15.96	218	NA	
			Well parameters stabilized							
			Sampling Begins							

SIGNATURE(S): Walk

LOW FLOW PURGE DATA SHEET

PROJECT SITE NAME: Martin State Airport
PROJECT NUMBER: 112IC03292-02
WELL ID.: MW15s-051611
DATE: 5-16-11

Time (Hrs.)	Water Level (Ft. below TOC)	Flow (mL/Min.)	pH (S.U.)	S. Cond. (mS/cm)	Turb. (NTU)	DO (mg/L)	Temp. (Celcius)	ORP mV	Salinity % or ppt	Comments
0924	5.00	—	—	—	—	—	—	—	—	Initial, no odor
0926	5.55	300	4.47	0.598	17.2	5.87	14.65	264	NA	Slightly cloudy
0931	6.30	200	4.35	0.558	8.7	1.88	14.23	265	NA	Clear water
0936	6.82	100	4.30	0.529	6.8	1.31	14.37	264	NA	
0946	7.70	100	4.34	0.502	0.6	0.96	14.29	257	NA	
0956	8.40	100	4.45	0.457	1.9	0.85	14.81	246	NA	
1006	9.10	100	4.52	0.427	1.9	0.76	15.02	237	NA	
1016	9.55	100	4.52	0.423	1.5	0.71	15.04	235	NA	
1026	10.10	100	4.46	0.427	1.7	0.69	14.89	235	NA	
1036	10.45	100	4.52	0.430	0.8	0.68	14.56	235	NA	
1046	10.90	100	4.50	0.433	0.2	0.65	14.41	235	NA	
1051	11.15	100	4.52	0.436	0.3	0.65	14.32	235	NA	
1056	11.30	100	4.51	0.438	0.4	0.64	14.39	236	NA	

Well parameters did not stabilize after 90 min Max Purge Duration Plan
Sampling Begins

SIGNATURE(S): Walt Pa

LOW FLOW PURGE DATA SHEET

PROJECT SITE NAME: ~~Mark~~ Martin State Airport
PROJECT NUMBER: 112IC03292-02

WELL ID.: MN15I-051611
DATE: 5-16-11

Time (Hrs.)	Water Level (Ft. below TOC)	Flow (mL/Min.)	pH (S.U.)	S. Cond. (mS/cm)	Turb. (NTU)	DO (mg/L)	Temp. (Celcius)	ORP mV	Salinity % or ppt	Comments
1143	5.35	—	—	—	—	—	—	—	—	Initial, no odor
1145	5.53	300	5.38	0.162	>999	2.68	19.49	185	NA	Cloudy Water
1150	5.53	200	5.59	0.105	261	1.41	16.42	164	NA	
1155	5.53	200	5.51	0.072	165	1.02	16.05	171	NA	
1205	5.53	200	5.41	0.053	107	0.77	15.76	180	NA	
1215	5.53	200	5.30	0.051	100	0.64	15.20	170	NA	
1225	5.53	200	5.21	0.050	61.6	0.67	15.58	145	NA	Slightly Cloudy
1235	5.53	200	5.28	0.058	45.9	0.62	15.62	119	NA	
1245	5.53	200	5.27	0.069	37.1	0.64	15.56	113	NA	
1250	5.53	200	5.29	0.071	37.5	0.65	15.64	111	NA	
1255	5.53	200	5.29	0.072	37.6	0.64	15.64	109	NA	

← Well Parameters Stabilize →

← Sampling Begins →

SIGNATURE(S): Walt R

LOW FLOW PURGE DATA SHEET

PROJECT SITE NAME: Martin State Airport
PROJECT NUMBER: 112IC03292-07

WELL ID.: MW 15D-051611
DATE: 5-16-11

Time (Hrs.)	Water Level (Ft. below TOC)	Flow (mL/Min.)	pH (S.U.)	S. Cond. (mS/cm)	Turb. (NTU)	DO (mg/L)	Temp. (Celcius)	ORP mV	Salinity % or ppt	Comments
1326	5.34	—	—	—	—	—	—	—	—	
1328	5.40	300	6.01	0.152	>999	4.51	16.78	9	—	Initial, no odor cloudy water
1333	5.40	200	6.09	0.148	500	1.82	16.04	-19	NA	
1338	5.40	200	6.09	0.141	127	2.27	15.85	24	NA	
1348	5.40	200	5.81	0.111	79.4	1.99	15.57	84	NA	
1358	5.40	200	5.48	0.079	49.2	1.34	15.47	123	NA	
1408	5.40	200	5.30	0.061	37.0	1.06	15.49	143	NA	Slightly cloudy
1418	5.40	200	5.25	0.056	30.5	0.97	15.48	151	NA	
1428	5.40	200	5.28	0.054	30.1	0.96	15.44	154	NA	
1438	5.40	200	5.26	0.052	30.8	0.95	15.48	155	NA	
			Well parameters Stab.							
			Sampling Begins							

SIGNATURE(S): Wade C

LOW FLOW PURGE DATA SHEET

PROJECT SITE NAME: Martin State Airport
PROJECT NUMBER: 112IC03292-02

WELL ID.: MW16S-051811
DATE: 5-18-11

Time (Hrs.)	Water Level (Ft. below TOC)	Flow (mL/Min.)	pH (S.U.)	S. Cond. (mS/cm)	Turb. (NTU)	DO (mg/L)	Temp. (Celcius)	ORP mV	Salinity % or ppt	Comments
0920	7.70	—	—	—	—	—	—	—	—	Initial, no odor
0923	7.75	300	6.20	2.07	288	2.09	16.25	-6	NA	cloudy water
0928	7.75	250	6.25	2.15	255	1.05	15.03	-57	NA	
0933	7.77	250	6.27	2.17	249	0.61	14.59	-65	NA	
0943	7.77	200	6.29	2.19	222	0.68	14.31	-72	NA	
0953	7.80	200	6.30	2.18	192	0.61	14.16	-76	NA	
1003	7.80	200	6.31	2.16	161	0.58	14.08	-77	NA	
1008	7.80	200	6.31	2.15	161	0.57	14.07	-76	NA	
1013	7.80	200	6.32	2.15	162	0.56	14.03	-77	NA	

LOW FLOW PURGE DATA SHEET

PROJECT SITE NAME: Martin State Airport
PROJECT NUMBER: 112ICO

WELL ID.: MW16I-051811
DATE: 5-18-11

Time (Hrs.)	Water Level (Ft. below TOC)	Flow (mL/Min.)	pH (S.U.)	S. Cond. (mS/cm)	Turb. (NTU)	DO (mg/L)	Temp. (Celcius)	ORP mV	Salinity % or ppt	Comments
1106	6.85	—	—	—	—	—	—	—	—	Initial, no odor
1108	7.15	300	6.02	0.154	205	2.30	15.12	34	NA	Cloudy water
1113	7.00	200	5.24	0.123	181	1.11	14.76	85	NA	
1118	7.00	200	5.15	0.115	172	0.87	14.64	93	NA	
1128	7.00	200	5.30	0.112	152	1.01	14.66	87	NA	
1138	7.00	200	5.21	0.108	132	1.08	14.75	96	NA	
1148	7.00	200	5.31	0.110	120	0.99	14.75	90	NA	
1153	7.00	200	5.35	0.110	120	0.98	14.83	88	NA	
1158	7.00	200	5.37	0.110	120	0.97	14.73	85	NA	

← Well Parameters Stabilize →

← Sampling Begins →

SIGNATURE(S): Walt [signature]

LOW FLOW PURGE DATA SHEET

PROJECT SITE NAME: Marathon State Airport
PROJECT NUMBER: 112IC03292-02

WELL ID.: MW16D-051811
DATE: 5-18-11

Time (Hrs.)	Water Level (Ft. below TOC)	Flow (mL/Min.)	pH (S.U.)	S. Cond. (mS/cm)	Turb. (NTU)	DO (mg/L)	Temp. (Celcius)	ORP mV	Salinity % or ppt	Comments
1436	6.95	—	—	—	—	—	—	—	—	Initial, no odor
1437	7.30	300	5.99	0.111	372	3.34	15.24	17	NM	cloudy water
1442	7.20	200	5.83	0.109	326	2.75	14.75	2	NM	
1447	7.20	200	5.58	0.067	393	2.57	14.58	41	NM	
1457	7.20	200	4.67	0.033	178	2.27	14.36	145	NM	
1507	7.20	200	4.64	0.031	111	2.12	14.39	165	NM	
1517	7.20	200	4.58	0.030	25.7	1.80	14.44	187	NM	Slightly cloudy
1527	7.20	200	4.72	0.030	14.3	1.65	14.45	193	NM	
1532	7.20	200	4.69	0.030	14.5	1.63	14.47	196	NM	
1537	7.20	200	4.69	0.030	14.7	1.61	14.52	196	NM	
			Well Parameters Stabilized							
			Sampling Begins							

SIGNATURE(S): Wob

LOW FLOW PURGE DATA SHEET

PROJECT SITE NAME: Martin State Airport
PROJECT NUMBER: 112CI03292-02

WELL ID.: MW17S-060611
DATE: 06-06-11

Time (Hrs.)	Water Level (Ft. below TOC)	Flow (mL/Min.)	pH (S.U.)	S. Cond. (mS/cm)	Turb. (NTU)	DO (mg/L)	Temp. (Celcius)	ORP mV	Salinity % or ppt	Comments
1015	6.62	—	—	—	—	—	—	—	—	Initial
1025	7.30	140	6.62	0.662	28.1	0.82	19.25	-119	0	
1035	7.70	140	6.62	0.659	18.6	0.74	17.89	-124	0	
1045	7.92	140	6.63	0.662	14.2	0.66	17.87	-126	0	
1055	8.15	140	6.64	0.697	9.1	0.62	17.45	-127	0	
1105	8.23	140	6.66	0.723	9.3	0.58	17.52	-128	0	
1115	8.30	140	6.67	0.744	7.7	0.56	17.59	-129	0	
1120	8.28	140	6.67	0.754	7.8	0.58	17.72	-129	0	
1125	8.30	140	6.68	0.761	7.9	0.57	17.71	-129	0	
1130	8.30	140	6.68	0.768	8.0	0.54	17.82	-129	0	

SIGNATURE(S): Kendra [illegible]

LOW FLOW PURGE DATA SHEET

PROJECT SITE NAME: Martin State Airport
PROJECT NUMBER: 112IC03292-02

WELL ID.: MW17I-05/14
DATE: 5-19-11

Time (Hrs.)	Water Level (Ft. below TOC)	Flow (mL/Min.)	pH (S.U.)	S. Cond. (mS/cm)	Turb. (NTU)	DO (mg/L)	Temp. (Celcius)	ORP mV	Salinity % or ppt	Comments
1428	4.70	—	—	—	—	—	—	—	—	
1429	5.30	300	4.69	0.076	286	1.31	17.64	227	NA	Initial, no odor
1434	5.50	300	4.66	0.077	279	1.18	17.47	218	NA	Cloudy water
1439	5.50	300	4.57	0.074	319	0.96	17.07	194	NA	
1444	5.50	300	4.59	0.066	192	0.73	16.75	151	NA	
1459	5.50	300	4.75	0.067	95.4	0.66	16.58	132	NA	
1504	5.50	300	4.83	0.067	66.0	0.63	16.55	123	NA	
1509	5.52	300	4.85	0.067	64.9	0.62	16.57	120	NA	Slightly Cloudy
1514	5.50	300	4.90	0.067	65.2	0.62	16.49	118	NA	

LOW FLOW PURGE DATA SHEET

PROJECT SITE NAME: Martin State Airport
PROJECT NUMBER: 112CI03292-02

WELL ID.: MW18S-060611
DATE: 06-06-11

Time (Hrs.)	Water Level (Ft. below TOC)	Flow (mL/Min.)	pH (S.U.)	S. Cond. (mS/cm)	Turb. (NTU)	DO (mg/L)	Temp. (Celcius)	ORP mV	Salinity % or ppt	Comments
1430	7.32	—	—	—	—	—	—	—	—	
1440	9.1	230	6.04	2.49	236	2.25	16.07	37	0	Initial
1450	10.70	200	6.18	4.09	57.2	1.53	16.24	-21	0	cloudy
1500	11.51	160	6.20	5.09	33.4	1.21	16.67	-43	0	
1510	11.76	160	6.19	5.45	30.5	1.05	16.54	-46	0	
1520	12.22	160	6.19	5.26	21.8	1.05	16.41	-46	0	
1530	12.50	160	6.18	5.42	20.7	0.95	16.45	-46	0	
1540	12.62	160	6.13	5.74	14.1	0.61	16.50	-44	0	
1550	12.75	160	6.13	5.63	21.9	0.69	15.77	-43	0	
1600	13.89	160	6.11	5.23	21.4	0.79	16.16	-41	0	

SIGNATURE(S): Kindra Smith

LOW FLOW PURGE DATA SHEET

PROJECT SITE NAME: Martin State Airport
PROJECT NUMBER: 112CI03292-02
WELL ID.: MWBI-060611
DATE: 06-06-11

Time (Hrs.)	Water Level (Ft. below TOC)	Flow (mL/Min.)	pH (S.U.)	S. Cond. (mS/cm)	Turb. (NTU)	DO (mg/L)	Temp. (Celcius)	ORP mV	Salinity % or ppt	Comments
1245	7.32	—	—	—	—	—	—	—	—	Initial Breakthrough
1255	7.39	160	5.43	2.41	0.0	0.54	21.57	61	0	
1305	7.40	160	5.52	2.64	0.0	0.47	20.73	103	0	
1315	7.41	160	5.47	2.59	0.0	0.42	20.64	72	0	
1325	7.40	160	5.33	2.45	0.0	0.43	20.13	86	0	
1335	7.41	160	5.30	2.45	0.0	0.43	19.81	100	0	
1340	7.42	160	5.25	2.46	0.0	0.43	19.72	106	0	
1345	7.42	160	5.22	2.49	0.0	0.41	19.51	114	0	
1350	7.42	160	5.16	2.49	0.0	0.42	19.100	121	0	

SIGNATURE(S): Kenona Smith

LOW FLOW PURGE DATA SHEET

PROJECT SITE NAME: (MSA) Martin State Airport
PROJECT NUMBER: 112IC03292-02

WELL ID.: MW19I-060111
DATE: 06-01-2011

Time (Hrs.)	Water Level (Ft. below TOC)	Flow (mL/Min.)	pH (S.U.)	S. Cond. (mS/cm)	Turb. (NTU)	DO (mg/L)	Temp. (Celcius)	ORP mV	Salinity % or ppt	Comments
0940	5.89	NA	NA	NA	NA	NA	NA	NA	NA	INITIAL
0955	6.08	190	5.161	0.739	395	0.77	27.22	35	0	Cloudy
1005	6.09	190	5.163	0.745	140	0.103	26.25	23	0	
1015	6.12	190	5.64	0.730	126	0.55	26.67	16	0	
1020	6.13	190	5.57	0.726	110	0.56	26.77	17	0	
1025	6.14	190	5.56	0.723	95.5	0.53	26.89	16	0	
1030	6.13	190	5.53	0.724	82.7	0.52	26.96	17	0	

SIGNATURE(S): _____

PAGE___OF___

LOW FLOW PURGE DATA SHEET

PROJECT SITE NAME: Martin State Airport
PROJECT NUMBER: 112-C03292-02

WELL ID.: MW19D-060111
DATE: 06-01-11

Time (Hrs.)	Water Level (Ft. below TOC)	Flow (mL/Min.)	pH (S.U.)	S. Cond. (mS/cm)	Turb. (NTU)	DO (mg/L)	Temp. (Celcius)	ORP mV	Salinity % or ppt	Comments
1100	5.68	—	—	—	—	—	—	—	—	
1110	5.73	190	5.18	0.719	511	2.04	29.34	103	0	Initial
1120	5.76	190	4.19	0.593	133	0.79	28.58	98	0	clear
1130	5.75	190	4.96	0.563	48.9	0.65	28.23	108	0	
1140	5.77	190	4.90	0.561	31.8	0.56	28.21	111	0	
1150	5.76	190	4.93	0.555	20.9	0.57	28.01	116	0	
1155	5.76	190	4.91	0.554	16.8	0.52	27.99	118	0	
1200	5.77	190	4.89	0.560	16.6	0.53	27.96	118	0	
1205	5.77	190	4.90	0.560	16.1	0.59	27.98	121	0	

SIGNATURE(S): Kendra Smith

LOW FLOW PURGE DATA SHEET

PROJECT SITE NAME: Martin State Airport
PROJECT NUMBER: 112IC03292-02

WELL ID.: MW20s - 051711
DATE: 5-17-11

Time (Hrs.)	Water Level (Ft. below TOC)	Flow (mL/Min.)	pH (S.U.)	S. Cond. (mS/cm)	Turb. (NTU)	DO (mg/L)	Temp. (Celcius)	ORP mV	Salinity % or ppt	Comments
1029	9.30	—	—	—	—	—	—	—	—	Initial, no odor
1030	9.40	300	5.87	1.88	300	1.66	16.41	10	NA	Cloudy water
1035	9.40	200	5.91	1.83	159	1.18	15.42	-16	NA	↓
1040	9.40	200	5.91	1.82	93.7	0.99	15.09	-24	NA	
1050	9.40	200	5.91	1.82	66.0	0.69	14.65	-30	NA	Slightly cloudy
1100	9.40	200	5.91	1.82	50.0	0.59	14.43	-33	NA	
1105	9.40	200	5.92	1.83	28.7	0.54	14.34	-35	NA	↓
1110	9.40	200	5.92	1.82	22.0	0.53	14.33	-36	NA	
1115	9.40	200	5.92	1.82	22.3	0.52	14.29	-37	NA	
			Well parameters Stabilize							
			Sampling Begins							

SIGNATURE(S): Walt Pk

LOW FLOW PURGE DATA SHEET

PROJECT SITE NAME: Martin State Airport
PROJECT NUMBER: 112IC03292-02

WELL ID.: MW20I-051711
DATE: 5-17-11

Time (Hrs.)	Water Level (Ft. below TOC)	Flow (mL/Min.)	pH (S.U.)	S. Cond. (mS/cm)	Turb. (NTU)	DO (mg/L)	Temp. (Celcius)	ORP mV	Salinity % or ppt	Comments
1254	9.25	—	—	—	—	—	—	—	—	Initial, no odor
1255	9.30	200	6.03	1.15	243	2.23	17.79	22	NA	Cloudy Water
1300	9.30	200	5.88	1.24	216	1.07	16.26	6	NA	
1305	9.30	200	5.92	1.25	212	1.09	16.02	3	NA	
1315	9.30	200	5.92	1.25	155	0.74	15.49	-2	NA	
1325	9.30	200	5.93	1.26	125	0.68	15.52	-4	NA	
1335	9.30	200	5.93	1.27	103	0.63	15.51	-5	NA	
1345	9.30	200	5.94	1.28	79.0	0.59	15.18	-7	NA	Slightly Cloudy
1350	9.30	200	5.96	1.29	79.3	0.58	15.11	-9	NA	
1355	9.30	200	5.96	1.28	80.0	0.57	15.09	-10	NA	
			Field Parameters Stabilized							
			Sampling Begins							

SIGNATURE(S): Walt P

LOW FLOW PURGE DATA SHEET

PROJECT SITE NAME: Martin State Airport
PROJECT NUMBER: 162IC03292-02

WELL ID.: MW20D-05-1711
DATE: ~~5-16-11~~ 5-17-11

Time (Hrs.)	Water Level (Ft. below TOC)	Flow (mL/Min.)	pH (S.U.)	S. Cond. (mS/cm)	Turb. (NTU)	DO (mg/L)	Temp. (Celcius)	ORP mV	Salinity % or ppt	Comments
1423	9.68	—	—	—	—	—	—	—	—	Initial, no odor
1425	9.68	300	5.27	0.403	152	4.13	16.05	140	NA	Cloudy water
1430	9.68	200	5.22	0.404	69.8	6.91	16.92	167	NA	Slightly cloudy
1435	9.68	200	5.27	0.403	53.3	7.07	17.29	173	NA	↳
1445	9.68	200	5.30	0.401	15.9	7.20	18.00	188	NA	↳
1455	9.68	200	5.36	0.401	9.0	7.29	18.76	199	NA	Clear water
1505	9.68	200	5.37	0.399	2.0	7.84	19.01	199	NA	↳
1510	9.68	200	5.38	0.399	1.9	7.87	19.08	199	NA	↳
1515	9.68	200	5.39	0.399	2.0	7.86	19.15	198	NA	↳
			Well parameters stabilized							
			Sampling Begins							

SIGNATURE(S): Walt R

LOW FLOW PURGE DATA SHEET

PROJECT SITE NAME: Martin State Airport
PROJECT NUMBER: 112IC03292-02

WELL ID.: MW22D-060211
DATE: 06-02-11

Time (Hrs.)	Water Level (Ft. below TOC)	Flow (mL/Min.)	pH (S.U.)	S. Cond. (mS/cm)	Turb. (NTU)	DO (mg/L)	Temp. (Celcius)	ORP mV	Salinity % or ppt	Comments
1415	8.30	—	—	—	—	—	—	—	—	
1425	8.39	210	5.57	0.368	677	0.165	26.07	59	0	INITIAL
1435	8.40	200	5.41	0.369	606	0.46	22.90	62	0	cloudy
1445	8.41	200	5.34	0.354	416	0.40	22.26	61	0	
1455	8.42	200	5.41	0.339	335	0.33	22.45	50	0	
1505	8.46	200	5.46	0.325	157	0.33	22.32	46	0	
1515	8.42	200	5.45	0.322	123	0.33	22.160	42	0	
1520	8.46	200	5.42	0.328	121	0.39	21.23	41	0	
1525	8.46	200	5.42	0.319	71.5	0.39	22.54	41	0	
1530	8.46	200	5.41	0.315	75.3	0.34	22.93	42	0	

SIGNATURE(S): Kendra Smith

LOW FLOW PURGE DATA SHEET

PROJECT SITE NAME: Martin State Airport
PROJECT NUMBER: 112IC03292-02

WELL ID.: MW23S-060211
DATE: 6-2-11

Time (Hrs.)	Water Level (Ft. below TOC)	Flow (mL/Min.)	pH (S.U.)	S. Cond. (mS/cm)	Turb. (NTU)	DO (mg/L)	Temp. (Celcius)	ORP mV	Salinity % or ppt	Comments
1053	7.00	—	—	—	—	—	—	—	—	Initial, no odor
1055	7.05	300	6.51	1.27	0.0	1.61	21.03	-58	NA	Clean Water
1100	7.02	200	6.64	1.39	0.0	0.84	17.52	-107	NA	
1105	7.02	200	6.66	1.40	0.0	0.69	16.82	-117	NA	
1115	7.02	200	6.66	1.40	0.0	0.60	16.44	-122	NA	
1125	7.02	200	6.66	1.41	0.0	0.56	15.57	-122	NA	
1130	7.02	200	6.66	1.41	0.0	0.53	15.75	-123	NA	
1135	7.02	200	6.66	1.40	0.0	0.51	15.80	-124	NA	
1140	7.02	200	6.65	~~1.44~~ 1.4	0.0	0.51	15.85	-123	NA	

← Well Parameters Stabilize →

← Sampling Begins →

SIGNATURE(S): Walt P

LOW FLOW PURGE DATA SHEET

PROJECT SITE NAME: Martin State Airport
PROJECT NUMBER: 112EC03292-02
WELL ID.: MW230-060211
DATE: 6-2-11

Time (Hrs.)	Water Level (Ft. below TOC)	Flow (mL/Min.)	pH (S.U.)	S. Cond. (mS/cm)	Turb. (NTU)	DO (mg/L)	Temp. (Celcius)	ORP mV	Salinity % or ppt	Comments
1227	7.50	—	—	—	—	—	—	—	—	Initial, needs clean with
1229	7.57	300	5.97	0.336	0.6	2.36	16.74	-18	NA	
1234	7.57	200	5.92	0.281	0.0	1.01	16.19	-24	NA	
1239	7.57	200	5.43	0.218	0.0	0.80	16.13	61	NA	
1249	7.57	200	4.98	0.192	0.0	0.60	16.25	126	NA	
1259	7.57	200	4.93	0.185	0.0	0.49	18.25	141	NA	
1304	7.57	200	4.93	0.184	0.0	0.48	18.07	143	NA	
1309	7.57	200	4.92	0.183	0.0	0.47	18.10	145	NA	
1314	7.57	200	4.93	0.183	0.0	0.46	18.15	144	NA	
			WQ Parameters Stabilized							
			Sampling Begins							

SIGNATURE(S): Walt R

LOW FLOW PURGE DATA SHEET

PROJECT SITE NAME: Martin State Airport
PROJECT NUMBER: 112IC03292-02

WELL ID.: MW24S-060211
DATE: 06-02-11

Time (Hrs.)	Water Level (Ft. below TOC)	Flow (mL/Min.)	pH (S.U.)	S. Cond. (mS/cm)	Turb. (NTU)	DO (mg/L)	Temp. (Celcius)	ORP mV	Salinity % or ppt	Comments
1045	3.87	—	—	—	—	—	—	—	—	
1055	4.27	170	3.85	2.59	29.6	0.98	26.10	257	0	Initial
1105	4.28	170	3.88	2.59	15.9	0.60	25.06	236	0	clear
1115	4.35	170	3.89	2.59	5.3	0.50	24.64	229	0	
1125	4.36	170	3.89	2.60	4.0	0.47	24.39	226	0	
1135	4.31	170	3.90	2.61	0.7	0.45	24.24	223	0	
1140	4.33	170	3.91	2.59	0.0	0.42	24.19	222	0	
1145	4.35	170	3.91	2.59	0.0	0.42	24.12	220	0	
1150	4.36	170	3.92	2.58	0.0	0.46	24.04	220	0	

SIGNATURE(S): Kendra Lusto

LOW FLOW PURGE DATA SHEET

PROJECT SITE NAME: Martin State Airport
PROJECT NUMBER: 112IC03292-02

WELL ID.: MW24I-060211
DATE: 06-02-11

Time (Hrs.)	Water Level (Ft. below TOC)	Flow (mL/Min.)	pH (S.U.)	S. Cond. (mS/cm)	Turb. (NTU)	DO (mg/L)	Temp. (Celcius)	ORP mV	Salinity % or ppt	Comments
1235	4.64	—	—	—	—	—	—	—	—	
1245	4.65	160	4.13	0.235	85.3	1.39	25.09	219	0	IN Hzl
1255	4.63	160	4.08	0.111	21.7	1.72	23.76	231	0	clear
1305	4.64	160	4.06	0.100	10.0	1.49	23.55	239	0	
1315	4.64	160	4.05	0.103	3.6	1.45	23.74	246	0	
1320	4.64	160	4.04	0.105	2.5	1.40	23.77	250	0	
1325	4.64	160	4.03	0.108	1.3	1.37	23.77	253	0	
1330	4.64	160	4.05	0.111	1.0	1.38	23.76	254	0	

SIGNATURE(S): Kendra Smith

LOW FLOW PURGE DATA SHEET

PROJECT SITE NAME: Martin State Airport
PROJECT NUMBER: 112IC03292-02

WELL ID.: MW25S-060311
DATE: 06-03-11

Time (Hrs.)	Water Level (Ft. below TOC)	Flow (mL/Min.)	pH (S.U.)	S. Cond. (mS/cm)	Turb. (NTU)	DO (mg/L)	Temp. (Celcius)	ORP mV	Salinity % or ppt	Comments
1155	5.49	—	—	—	—	—	—	—	—	Initial
1205	5.75	170	6.93	0.437	23.2	0.50	25.07	-80	0	
1215	5.79	170	6.17	0.433	38.7	0.36	25.13	-40	0	
1225	5.80	170	6.10	0.431	44.6	0.34	24.57	-15	0	
1235	5.79	170	6.25	0.486	41.1	0.31	24.27	-7	0	
1245	5.79	170	6.31	0.432	38.0	0.30	24.57	4	0	
1250	5.80	170	6.30	0.430	33.5	0.29	24.51	5	0	
1255	5.81	170	6.32	0.433	29.2	0.30	24.49	7	0	
1300	5.80	170	6.31	0.439	29.7	0.31	24.47	10	0	

SIGNATURE(S): Kendra Rivers

LOW FLOW PURGE DATA SHEET

PROJECT SITE NAME: Martin State Airport
PROJECT NUMBER: 112IC03292-02

WELL ID.: MW25I-060311
DATE: 06-03-2011

Time (Hrs.)	Water Level (Ft. below TOC)	Flow (mL/Min.)	pH (S.U.)	S. Cond. (mS/cm)	Turb. (NTU)	DO (mg/L)	Temp. (Celcius)	ORP mV	Salinity % or ppt	Comments
0945	6.91	—	—	—	—	—	—	—	—	
0955	6.92	190	6.12	0.368	142	0.70	18.61	51	0	Initial
1005	6.93	190	6.15	0.366	110	0.52	19.07	-10	0	clear
1015	6.92	190	6.15	0.364	94.0	0.49	19.48	-28	0	
1025	6.91	190	6.14	0.361	80.4	0.46	20.01	-39	0	
1035	6.92	190	6.14	0.359	71.8	0.41	20.47	-46	0	
1040	6.93	190	6.13	0.359	67.7	0.39	20.69	-49	0	
1045	6.94	190	6.13	0.358	63.7	0.39	20.86	-51	0	
1050	6.94	190	6.15	0.358	61.8	0.39	20.99	-52	0	
		←	WELL STABILIZED				→			

SIGNATURE(S): Kindra Lewis Jr

LOW FLOW PURGE DATA SHEET

PROJECT SITE NAME: Martin State Airport
PROJECT NUMBER: 1127C03292-02

WELL ID.: MW 26S-053111
DATE: 05/31/2011

Time (Hrs.)	Water Level (Ft. below TOC)	Flow (mL/Min.)	pH (S.U.)	S. Cond. (mS/cm)	Turb. (NTU)	DO (mg/L)	Temp. (Celcius)	ORP mV	Salinity % or ppt	Comments
1005	8.81	NA	NA	NA	NA	NA	NA	NA	NA	INITIAL READING
1015	9.28	220	6.98	2.93	33.3	2.23	20.28	-105	0	clear
1025	9.58	210	6.91	2.99	88.0	2.03	19.53	-105	0	
1035	9.92	180	6.87	2.88	88.3	1.44	21.06	-106	0	
1045	10.13	180	6.85	2.77	78.3	0.78	23.59	-108	0	
1055	10.41	170	6.84	2.73	59.9	0.54	24.43	-110	0	
1105	10.72	170	6.83	2.70	52.2	0.94	24.99	-111	0	
1115	10.96	130	6.84	2.73	55.7	0.40	25.12	-113	0	
1120	11.02	130	6.84	2.75	58.6	0.38	25.28	-114	0	
1125	11.07	130	6.84	2.74	60.1	0.36	25.59	-114	0	

SIGNATURE(S): _____

LOW FLOW PURGE DATA SHEET

PROJECT SITE NAME: Martin State Airport
PROJECT NUMBER: 112IC03292-02

WELL ID.: MW27D-060611
DATE: 6-6-11

Time (Hrs.)	Water Level (Ft. below TOC)	Flow (mL/Min.)	pH (S.U.)	S. Cond. (mS/cm)	Turb. (NTU)	DO (mg/L)	Temp. (Celcius)	ORP mV	Salinity % or ppt	Comments
1241	3.50	—	—	—	—	—	—	—	—	
1242	3.52	300	4.55	0.069	91.3	1.70	15.7	109	—	Initial, no odor
1247	3.52	200	5.10	0.036	44.9	0.00	15.5	111	NA	Slightly cloudy
1252	3.50	200	4.90	0.032	68.7	0.00	15.4	151	NA	
1302	3.50	200	4.64	0.033	46.3	0.00	15.1	151	NA	
1312	3.52	200	4.76	0.034	30.1	0.00	14.9	118	NA	
1322	3.52	200	4.90	0.037	34.7	0.00	14.5	77	NA	
1332	3.52	200	5.05	0.029	33.9	0.00	14.5	53	NA	
1337	3.50	200	5.06	0.040	34.0	0.00	14.6	49	NA	
1342	3.50	200	5.05	0.039	34.0	0.00	14.9	52	NA	
			Well parameters Stabilize							
			Sampling Begins							

SIGNATURE(S): Matt P

LOW FLOW PURGE DATA SHEET

PROJECT SITE NAME: Martin State Airport
PROJECT NUMBER: 112IC03292-02

WELL ID.: MW28I-060611
DATE: 6-6-11

Time (Hrs.)	Water Level (Ft. below TOC)	Flow (mL/Min.)	pH (S.U.)	S. Cond. (mS/cm)	Turb. (NTU)	DO (mg/L)	Temp. (Celcius)	ORP mV	Salinity % or ppt	Comments
1436	5.95	—	—	—	—	—	—	—	—	Initial, no odor
1437	6.30	300	5.12	0.117	2.71	1.05	15.5	83	NA	Clean water
1442	6.35	300	5.26	0.117	1.05	0.00	14.9	55	NA	
1447	6.45	300	5.13	0.125	0.98	0.00	14.7	-14	NA	
1457	6.40	200	4.85	0.131	1.00	0.00	14.4	-27	NA	
1507	6.40	200	4.93	0.134	1.05	0.00	14.7	-44	NA	
1512	6.40	200	4.96	0.135	1.60	0.00	14.9	-49	NA	
1517	6.40	200	4.99	0.135	1.55	0.00	14.8	-52	NA	
1522	6.40	200	5.01	0.134	1.58	0.00	14.9	-55	NA	
			Well pump motor			Stabilized				
			Sampling	Begins						

SIGNATURE(S): Matt Le

LOW FLOW PURGE DATA SHEET

PROJECT SITE NAME: Manton State Airport
PROJECT NUMBER: 112IC03282 02
WELL ID.: MW29D-060911
DATE: 6-9-11

Time (Hrs.)	Water Level (Ft. below TOC)	Flow (mL/Min.)	pH (S.U.)	S. Cond. (mS/cm)	Turb. (NTU)	DO (mg/L)	Temp. (Celcius)	ORP mV	Salinity % or ppt	Comments
1453		—	—	—	—	—	—	—	—	
1454		300	4.05	0.101	54.2	8.96	30.76	190	—	Initial, no odor
1459		↓	3.65	0.052	0.0	6.74	19.38	219	NA	Slightly cloudy
1504			3.78	0.030	0.0	5.87	17.67	234	NA	Clear water
1514			3.80	0.022	0.0	5.74	17.03	241	NA	↓
1524			4.00	0.021	0.0	5.73	16.36	246	NA	
1534			4.08	0.020	0.0	5.69	16.13	251	NA	
1539			4.09	0.020	0.0	5.67	16.12	252	NA	
1544			4.09	0.020	0.0	5.66	16.11	252	NA	
1549		↓	4.09	0.020	0.0	5.65	16.13	253	NA	↓
		←	Well parameters Stabilize						→	
		←	Sampling Begins						⇒	

SIGNATURE(S): [signature]

LOW FLOW PURGE DATA SHEET

PROJECT SITE NAME: Manteo State Airport
PROJECT NUMBER: 112IC03292-02

WELL ID.: MW300-060811
DATE: 6-8-11

Time (Hrs.)	Water Level (Ft. below TOC)	Flow (mL/Min.)	pH (S.U.)	S. Cond. (mS/cm)	Turb. (NTU)	DO (mg/L)	Temp. (Celcius)	ORP mV	Salinity % or ppt	Comments
1134	4.95	—	—	—	—	—	—	—	—	Initial, no odor clear water
1135	5.00	300	4.93	0.029	0.0	6.97	17.73	164	NA	
1140	5.00	300	4.83	0.026	0.0	6.51	16.66	175	NA	
1145	5.00	300	4.67	0.023	0.0	5.87	16.08	193	NA	
1150	5.00	300	4.25	0.023	0.0	5.77	15.35	242	NA	
1205	5.00	300	4.85	0.023	0.0	5.56	15.64	202	NA	
1210	5.00	300	4.67	0.023	0.0	5.64	15.44	210	NA	
1215	5.00	300	4.65	0.023	0.0	5.63	15.37	212	NA	
1220	5.00	300	4.63	0.023	0.0	5.60	15.42	215	NA	
			Well Parameters Stabilize →							
			Sampling Begins →							

SIGNATURE(S): WWR

LOW FLOW PURGE DATA SHEET

PROJECT SITE NAME: Martin State Airport
PROJECT NUMBER: 112ICO3292-02

WELL ID.: MW31D-060811
DATE: 6-8-11

Time (Hrs.)	Water Level (Ft. below TOC)	Flow (mL/Min.)	pH (S.U.)	S. Cond. (mS/cm)	Turb. (NTU)	DO (mg/L)	Temp. (Celcius)	ORP mV	Salinity % or ppt	Comments
0954	4.40	—	—	—	—	—	—	—	—	Initial no odor
0955	5.00	300	6.15	0.351	250	2.19	15.43	58	—	Cloudy water
1000	4.70	300	6.19	0.352	207	1.24	15.41	41	—	↓
1005	4.70	300	5.86	0.351	74.5	1.23	14.82	45	—	Slightly cloudy
1015	4.70	300	6.08	0.352	7.7	0.50	14.90	24	—	clear water
1025	4.70	300	6.17	0.350	2.3	0.49	15.52	9	—	
1030	4.70	300	6.17	0.349	0.4	0.49	15.77	7	—	
1035	4.70	300	6.19	0.348	0.0	0.48	15.80	6	—	
1040	4.70	300	6.20	0.348	0.0	0.48	15.85	5	—	
			PEM Parameters		Stabilized					
			Sampling		Begins					

SIGNATURE(S): Walt R

LOW FLOW PURGE DATA SHEET

PROJECT SITE NAME: Martin State Airport
PROJECT NUMBER: 112IC.03292-02

WELL ID.: MW325-053111
DATE: 05/31/11

Time (Hrs.)	Water Level (Ft. below TOC)	Flow (mL/Min.)	pH (S.U.)	S. Cond. (mS/cm)	Turb. (NTU)	DO (mg/L)	Temp. (Celcius)	ORP mV	Salinity % or ppt	Comments
1242	5.02	NA	NA	NA	NA	NA	NA	NA	NA	Initial
1252	4.95	150	5.96	0.885	0.0	0.77	18.53	-13	0	Clear
1302	4.908	150	5.80	0.902	0.0	0.57	18.89	-13	0	
1312	4.97	150	5.72	0.911	0.0	0.49	18.77	-6	0	
1322	5.00	150	5.66	0.909	0.0	0.45	18.70	0	0	
1332	5.01	150	5.606	0.912	0.0	0.42	18.30	3	0	
1337	5.02	150	5.162	0.917	0.0	0.42	18.05	7	0	
1342	5.02	150	5.161	0.912	0.0	0.39	15.30	10	0	
1347	5.02	150	5.57	0.910	0.0	0.50	18.39	13	0	

SIGNATURE(S): Kendra

LOW FLOW PURGE DATA SHEET

PROJECT SITE NAME: Martin State Airport
PROJECT NUMBER: 112IC03292-02

WELL ID.: MW 32I-053111
DATE: 05/31/11

Time (Hrs.)	Water Level (Ft. below TOC)	Flow (mL/Min.)	pH (S.U.)	S. Cond. (mS/cm)	Turb. (NTU)	DO (mg/L)	Temp. (Celcius)	ORP mV	Salinity % or ppt	Comments
1455	5.07	NA	NA	NA	NA	NA	NA	NA	NA	INITIAL
1505	5.11	210	6.52	0.732	16.1	2.70	18.42	-56	0	clear
1515	5.12	190	6.18	0.852	12.1	0.85	18.29	-38	0	
1525	5.13	190	6.23	0.844	8.6	0.61	18.23	-42	0	
1530	5.14	190	6.24	0.849	7.1	0.55	18.21	-43	0	
1535	5.14	190	6.23	0.850	7.5	0.52	18.10	-43	0	
1540	5.14	190	6.23	0.848	6.0	0.48	18.27	-44	0	

SIGNATURE(S): Kmore Smith

LOW FLOW PURGE DATA SHEET

PROJECT SITE NAME: Martin State Airport
PROJECT NUMBER: 112IC03292 02

WELL ID.: MW33S-052611
DATE: 5 26 11

Time (Hrs.)	Water Level (Ft. below TOC)	Flow (mL/Min.)	pH (S.U.)	S. Cond. (mS/cm)	Turb. (NTU)	DO (mg/L)	Temp. (Celcius)	ORP mV	Salinity % or ppt	Comments
1051	6.00	—	—	—	—	—	—	—	—	
1053	6.65	300	6.76	0.300	2.3	1.86	19.40	121	NA	Initial, no odor
1058	7.05	250	6.81	0.305	0.5	1.30	18.59	130	NA	Clear water
1103	6.80	200	6.83	0.311	0.1	1.10	18.31	127	NA	
1113	6.80	200	6.85	0.307	0.4	0.70	18.52	112	NA	
1123	6.80	200	6.84	0.306	0.0	0.56	18.10	98	NA	
1128	6.80	200	6.82	0.305	0.0	0.53	18.01	92	NA	
1133	6.80	200	6.81	0.304	0.0	0.52	17.90	90	NA	
1138	6.80	200	6.81	0.303	0.0	0.51	17.87	85	NA	
			Well parameters Stabilized							
			Sampling Begins							

SIGNATURE(S): Walt R

LOW FLOW PURGE DATA SHEET

PROJECT SITE NAME: Martin State Airport
PROJECT NUMBER: 112I03292.02

WELL ID.: MW33I-052611
DATE: 5-26 11

Time (Hrs.)	Water Level (Ft. below TOC)	Flow (mL/Min.)	pH (S.U.)	S. Cond. (mS/cm)	Turb. (NTU)	DO (mg/L)	Temp. (Celcius)	ORP mV	Salinity % or ppt	Comments
1321	6.16	—	—	—	—	—	—	—	—	Initial, no odor
1323	6.17	300	10.27	0.247	6.4	2.41	19.05	-45	NA	Clean water
1328	6.17	200	10.52	0.254	39.5	2.33	18.63	-70	NA	Slightly cloudy
1333	6.17	200	10.63	0.252	38.4	2.03	19.66	-80	NA	↓
1343	6.17	200	10.45	0.228	29.6	2.53	21.04	-90	NA	↓
1353	6.17	200	10.20	0.217	2.3	2.51	18.22	-73	NA	Clean water
1356	6.17	200	9.99	0.214	1.9	2.52	18.06	-61	NA	↓
1403	6.17	200	9.90	0.214	1.6	2.51	18.05	-56	NA	
1408	6.17	200	9.89	0.214	1.7	2.51	17.95	-54	NA	
			WQ Parameters Stabilize							
			Sampling Begins							

SIGNATURE(S): Walt R

LOW FLOW PURGE DATA SHEET

PROJECT SITE NAME: Martin State Airport
PROJECT NUMBER: 112IC03292-02

WELL ID.: MW~~355~~ 34s-060911
DATE: 06-09-11

Time (Hrs.)	Water Level (Ft. below TOC)	Flow (mL/Min.)	pH (S.U.)	S. Cond. (mS/cm)	Turb. (NTU)	DO (mg/L)	Temp. (Celcius)	ORP mV	Salinity % or ppt	Comments
0945	4.82	—	—	—	—	—	—	—	—	
0955	5.10	190	4.70	0.151	0.0	0.95	24.12	175	—	Initial
1005	5.12	170	4.76	0.138	0.0	0.82	23.15	157	—	
1015	5.16	170	4.88	0.130	0.0	0.71	23.66	147	—	
1025	5.17	170	4.95	0.126	0.0	0.41	23.88	151	—	
1035	5.20	170	4.88	0.127	0.0	0.31	25.15	141	—	
1045	5.21	170	4.90	0.122	0.0	0.27	26.57	142	—	
1050	5.21	170	4.92	0.120	0.0	0.26	26.91	141	—	
1055	5.22	170	4.96	0.119	0.0	0.27	27.21	138	—	
1100	5.22	170	4.94	0.117	0.0	0.23	27.55	139	—	

SIGNATURE(S): Kenona Smith

LOW FLOW PURGE DATA SHEET

PROJECT SITE NAME: Martin State Airport
PROJECT NUMBER: 112IC03292-02

WELL ID.: MW35I-060911 (34)
DATE: 06-09-11

Time (Hrs.)	Water Level (Ft. below TOC)	Flow (mL/Min.)	pH (S.U.)	S. Cond. (mS/cm)	Turb. (NTU)	DO (mg/L)	Temp. (Celcius)	ORP mV	Salinity % or ppt	Comments
1135	4.77	—	—	—	—	—	—	—	—	
1145	4.91	170	4.64	0.122	0.0	0.87	30.80	203	0	INIT21
1155	4.92	170	4.69	0.122	0.0	1.01	31.48	210	—	
1205	4.96	170	4.69	0.125	0.0	0.90	31.13	216	—	
1215	4.96	170	4.72	0.125	0.0	0.83	31.70	217	—	
1225	4.92	170	4.73	0.126	0.0	0.86	31.62	219	—	
1230	4.92	170	4.72	0.126	0.0	0.87	31.89	221	—	
1235	4.93	170	4.72	0.127	0.0	0.97	31.66	224	—	
1240	4.93	170	4.75	0.126	0.0	0.85	31.79	223	—	

SIGNATURE(S): Kendra Francis

APPENDIX C—ANALYTICAL-DATA TABLE

TABLE C-1

CHEMICAL RESULTS FOR GROUNDWATER SAMPLES, MAY-JUNE 2011
DUMP ROAD AREA
LOCKHEED MARTIN, MARTIN STATE AIRPORT, MIDDLE RIVER, MARYLAND

SAMPLE ID:	DMW1A-060111	DMW1B-060111	DMW1S-060111	DMW2A-060711	DMW2S-060711	DMW3D-060711	DMW3I-060811
LABORATORY ID:	240-690-3	240-690-5	240-690-6	240-906-4	240-906-2	240-906-3	240-914-6
SAMPLE DATE:	6/1/2011	6/1/2011	6/1/2011	6/7/2011	6/7/2011	6/7/2011	6/8/2011
LOCATION:	DMW1A	DMW1B	DMW1S	DMW2A	DMW2S	DMW3D	DMW3I
VOLATILES (ug/l)							
1,1,1,2-TETRACHLOROETHANE	77 U	23 U	0.58 U	120 U	16 U	0.23 U	77 U
1,1,1-TRICHLOROETHANE	73 U	22 U	0.55 U	110 U	16 U	0.22 U	73 U
1,1,2,2-TETRACHLOROETHANE	60 U	18 U	0.45 U	90 U	13 U	0.18 U	60 U
1,1,2-TRICHLOROTRIFLUOROETHANE	93 U	28 U	0.7 U	140 U	20 U	0.28 U	93 U
1,1-DICHLOROETHANE	50 U	15 U	0.38 U	75 U	11 U	0.15 U	50 U
1,1-DICHLOROETHENE	63 U	19 U	0.48 U	95 U	14 U	0.19 U	63 U
1,1-DICHLOROPROPENE	43 U	13 U	0.33 U	65 U	9.3 U	0.13 U	43 U
1,2,3-TRICHLOROBENZENE	57 U	17 U	0.43 U	90 B	12 U	0.17 U	57 U
1,2,3-TRICHLOROPROPANE	140 U	43 U	1.1 U	220 U	31 U	0.43 U	140 U
1,2,3-TRIMETHYLBENZENE	2 U	0.59 U	0.015 U	3 U	0.42 U	0.0059 U	2 U
1,2,4-TRICHLOROBENZENE	50 U	15 U	0.38 U	460 J	11 U	0.15 U	420
1,2,4-TRIMETHYLBENZENE	40 U	12 U	0.3 U	60 U	8.6 U	0.12 U	40 U
1,2-DIBROMO-3-CHLOROPROPANE	220 U	67 U	1.7 U	340 U	48 U	0.67 U	220 U
1,2-DIBROMOETHANE	80 U	24 U	0.6 U	120 U	17 U	0.24 U	80 U
1,2-DICHLOROBENZENE	43 U	13 U	0.33 U	65 U	9.3 U	0.13 U	43 U
1,2-DICHLOROETHANE	73 U	22 U	0.55 U	110 U	16 U	0.22 U	84 J
1,2-DICHLOROPROPANE	60 U	18 U	0.45 U	90 U	13 U	0.18 U	60 U
1,3-DICHLOROBENZENE	47 U	14 U	0.35 U	70 U	10 U	0.14 U	47 U
1,3-DICHLOROPROPANE	53 U	16 U	0.4 U	80 U	11 U	0.16 U	53 U
1,4-DICHLOROBENZENE	43 U	13 U	0.33 U	65 U	9.3 U	0.13 U	43 U
2,2-DICHLOROPROPANE	43 U	13 U	0.33 U	65 U	9.3 U	0.13 U	43 U
2-BUTANONE	190 UR	57 U	1.4 U	290 U	41 U	0.57 U	190 U
2-CHLOROETHYL VINYL ETHER	330 U	99 U	2.5 U	500 U	71 U	0.99 U	330 U
2-CHLOROTOLUENE	37 U	11 U	0.28 U	55 U	7.9 U	0.11 U	37 U
2-HEXANONE	140 U	41 U	1 U	210 U	29 U	0.41 U	140 U
4-CHLOROTOLUENE	60 U	18 U	0.45 U	90 U	13 U	0.18 U	60 U
4-ISOPROPYLTOLUENE	40 U	12 U	0.3 U	60 U	8.6 U	0.12 U	40 U

TABLE C-1

CHEMICAL RESULTS FOR GROUNDWATER SAMPLES, MAY-JUNE 2011
DUMP ROAD AREA
LOCKHEED MARTIN, MARTIN STATE AIRPORT, MIDDLE RIVER, MARYLAND

SAMPLE ID:	DMW1A-060111	DMW1B-060111	DMW1S-060111	DMW2A-060711	DMW2S-060711	DMW3D-060711	DMW3I-060811
LABORATORY ID:	240-690-3	240-690-5	240-690-6	240-906-4	240-906-2	240-906-3	240-914-6
SAMPLE DATE:	6/1/2011	6/1/2011	6/1/2011	6/7/2011	6/7/2011	6/7/2011	6/8/2011
LOCATION:	DMW1A	DMW1B	DMW1S	DMW2A	DMW2S	DMW3D	DMW3I
4-METHYL-2-PENTANONE	110 U	32 U	0.8 U	160 U	23 U	0.32 U	110 U
ACETONE	370 U	110 U	3.3 B	550 U	79 U	1.1 U	370 U
BENZENE	43 U	15 J	1.7 J	65 U	9.3 J	0.13 U	43 U
BROMOBENZENE	43 U	13 U	0.33 U	65 U	9.3 U	0.13 U	43 U
BROMOCHLOROMETHANE	97 U	29 U	0.73 U	150 U	21 U	0.29 U	97 U
BROMODICHLOROMETHANE	50 U	15 U	0.38 U	75 U	11 U	0.15 U	50 U
BROMOFORM	210 U	64 U	1.6 U	320 U	46 U	0.64 U	210 U
BROMOMETHANE	140 U	41 U	1 U	210 U	29 U	0.41 U	140 U
CARBON DISULFIDE	43 U	13 U	0.33 U	65 U	9.3 U	0.13 U	43 U
CARBON TETRACHLORIDE	43 U	13 U	0.33 U	65 U	9.3 U	0.13 U	43 U
CHLOROBENZENE	50 U	15 U	25	75 U	11 U	0.15 U	50 U
CHLORODIBROMOMETHANE	60 U	18 U	0.45 U	90 U	13 U	0.18 U	60 U
CHLOROETHANE	97 U	29 U	0.73 U	150 U	21 U	0.29 U	97 U
CHLOROFORM	53 U	16 U	0.4 U	80 U	11 U	0.16 U	53 U
CHLOROMETHANE	100 U	30 U	0.75 U	150 U	21 U	0.3 U	100 U
CIS-1,2-DICHLOROETHENE	6600	2400	65	3700	1200	0.17 U	9200
CIS-1,3-DICHLOROPROPENE	47 U	14 U	0.35 U	70 U	10 U	0.14 U	47 U
DIBROMOMETHANE	93 U	28 U	0.7 U	140 U	20 U	0.28 U	93 U
DICHLORODIFLUOROMETHANE	100 U	31 U	0.78 U	160 U	22 U	0.31 U	100 U
DIISOPROPYL ETHER	500 U	150 U	3.8 U	750 U	110 U	1.5 U	500 U
ETHANE							
ETHENE							
ETHYL TERT-BUTYL ETHER	37 U	11 U	0.28 U	55 U	7.9 U	0.11 U	37 U
ETHYLBENZENE	57 U	17 U	0.43 U	85 U	12 U	0.17 U	57 U
HEXACHLOROBUTADIENE	100 U	30 U	0.75 U	150 U	21 U	0.3 U	100 U
ISOPROPYLBENZENE	43 U	13 U	0.35 J	65 U	9.3 U	0.13 U	43 U
M+P-XYLENES	80 U	24 U	0.6 U	120 U	17 U	0.24 U	80 U
METHANE							

TABLE C-1

CHEMICAL RESULTS FOR GROUNDWATER SAMPLES, MAY-JUNE 2011
DUMP ROAD AREA
LOCKHEED MARTIN, MARTIN STATE AIRPORT, MIDDLE RIVER, MARYLAND

SAMPLE ID:	DMW1A-060111	DMW1B-060111	DMW1S-060111	DMW2A-060711	DMW2S-060711	DMW3D-060711	DMW3I-060811
LABORATORY ID:	240-690-3	240-690-5	240-690-6	240-906-4	240-906-2	240-906-3	240-914-6
SAMPLE DATE:	6/1/2011	6/1/2011	6/1/2011	6/7/2011	6/7/2011	6/7/2011	6/8/2011
LOCATION:	DMW1A	DMW1B	DMW1S	DMW2A	DMW2S	DMW3D	DMW3I
METHYL TERT-BUTYL ETHER	57 U	17 U	0.43 U	85 U	12 U	0.17 U	57 U
METHYLENE CHLORIDE	610	33 U	0.83 U	170 U	89 B	0.33 U	110 U
NAPHTHALENE	80 U	24 U	0.6 U	120 U	17 U	0.24 U	80 U
N-BUTYLBENZENE	40 U	12 U	0.3 U	60 U	8.6 U	0.12 U	40 U
N-PROPYLBENZENE	47 U	14 U	0.35 U	70 U	10 U	0.14 U	47 U
O-XYLENE	47 U	14 U	0.35 U	70 U	10 U	0.14 U	47 U
SEC-BUTYLBENZENE	43 U	13 U	0.33 U	65 U	9.3 U	0.13 U	43 U
STYRENE	37 U	11 U	0.28 U	55 U	7.9 U	0.11 U	37 U
TERT-AMYL METHYL ETHER	22 U	6.7 U	0.17 U	34 U	4.8 U	0.067 U	22 U
TERT-BUTYLBENZENE	43 U	13 U	0.33 U	65 U	9.3 U	0.13 U	43 U
TERTIARY-BUTYL ALCOHOL	1300 UR	390 UR	9.8 UR	2000 UR	280 UR	3.9 UR	1300 UR
TETRACHLOROETHENE	97 U	29 U	0.73 U	150 U	21 U	0.29 U	97 U
TOLUENE	110 J	13 U	0.33 U	65 U	9.3 U	0.13 U	43 U
TOTAL XYLENES	93 U	28 U	0.7 U	140 U	20 U	0.28 U	93 U
TRANS-1,2-DICHLOROETHENE	63 U	19 J	0.55 J	95 U	14 U	0.19 U	63 U
TRANS-1,3-DICHLOROPROPENE	63 U	19 U	0.48 U	95 U	14 U	0.19 U	63 U
TRICHLOROETHENE	5000	560	15	13000	2700	4.7	12000
TRICHLOROFLUOROMETHANE	70 U	21 U	0.53 U	110 UJ	15 U	0.21 U	70 UJ
VINYL ACETATE	63 U	19 U	0.48 U	95 UR	14 UR	0.19 UR	63 UR
VINYL CHLORIDE	1400	1800	27	850	520	0.22 U	3000
SEMIVOLATILES (ug/l)							
1,4-DIOXANE	93	49	84	420	140	0.48 U	300
TOTAL METALS (ug/l)							
ANTIMONY	0.19 B	0.24 B	0.65 B	0.55 B	0.18 B	0.86 J	0.23 B
ARSENIC	2.1 J	19 J	1.4 J	2.1 J	0.092 U	13	1.4 J
BARIUM	16 J	17	180	27	16 J	180	12
BERYLLIUM	0.49 J	0.092 U	0.092 U	1.4	2.3	0.94 J	0.092 U
CADMIUM	580 J	130 J	0.25 J	820	190 J	7.6 J	71 J

TABLE C-1

CHEMICAL RESULTS FOR GROUNDWATER SAMPLES, MAY-JUNE 2011
DUMP ROAD AREA
LOCKHEED MARTIN, MARTIN STATE AIRPORT, MIDDLE RIVER, MARYLAND

SAMPLE ID:	DMW1A-060111	DMW1B-060111	DMW1S-060111	DMW2A-060711	DMW2S-060711	DMW3D-060711	DMW3I-060811
LABORATORY ID:	240-690-3	240-690-5	240-690-6	240-906-4	240-906-2	240-906-3	240-914-6
SAMPLE DATE:	6/1/2011	6/1/2011	6/1/2011	6/7/2011	6/7/2011	6/7/2011	6/8/2011
LOCATION:	DMW1A	DMW1B	DMW1S	DMW2A	DMW2S	DMW3D	DMW3I
CHROMIUM	190 J	24 J	0.44 J	80 J	2.7 J	62 J	2.1 J
COBALT	39 J	31 J	1.9 B	530 J	190 J	79 J	200 J
COPPER	9 J	41 J	1.5 J	110 J	16 J	76 J	0.26 J
LEAD	0.66 B	2.3	3	10 J	0.45 B	26 J	0.28 B
MERCURY	0.12 U	0.44	0.12 U	0.18 J	0.12 U	0.17 J	0.12 U
MOLYBDENUM	0.47 J	0.42 U	0.56 J	2.7 B	0.53 B	6.3	0.42 U
NICKEL	93 J	34 J	0.78 J	130 J	89 J	95 J	57 J
SELENIUM	2 J	0.66 J	0.32 UL	4.3 J	6.5	1.3 J	1.1 J
SILVER	0.014 U	0.014 U	0.014 U	0.18 J	0.014 U	0.063 J	0.014 U
THALLIUM	0.49 B	0.36 B	0.25 B	0.58 B	0.53 B	0.64 B	0.6 B
TUNGSTEN	0.41 B	0.29 B	0.3 B	2.1 J	0.32 U	1.4 B	0.17 B
VANADIUM	0.3 U	3 J	1.9 B	59 J	0.3 U	89 J	5.6 J
ZINC	200 J	180 J	9.4 B	400 J	160 J	400 J	160 J
FILTERED METALS (ug/l)							
ANTIMONY	0.088 B	0.082 B	0.53 B	0.16 B	0.16 B	0.19 B	0.22 B
ARSENIC	1.9 J	7.6	1.2 J	0.092 U	0.092 U	0.96 J	1.4 J
BARIUM	15 J	17	180	13	15 J	78	13
BERYLLIUM	0.48 J	0.12 J	0.092 U	1.2 J	2.3 J	0.46 J	0.092 UJ
CADMIUM	570 J	130 J	0.08 B	750 J	190 J	2 J	70 J
CHROMIUM	160 J	6.7 J	0.48 J	4.2 J	2.6 J	0.98 B	2.1 J
COBALT	39 J	32 J	1.8	570 J	190 J	50	210 J
COPPER	9.8 J	43 J	1.4 J	28 J	17 J	1 J	1.3 J
LEAD	0.66 B	1.4	1.1	4.1	0.49 B	0.75 B	0.3 B
MERCURY	0.12 U	0.12 U	0.12 U	0.12 U	0.12 U	0.12 U	0.12 U
MOLYBDENUM	0.42 U	0.42 U	0.42 U	0.42 U	0.42 U	0.42 U	0.42 U
NICKEL	95 J	37 J	2.4	140 J	86 J	54	60 J
SELENIUM	1.8 J	0.47 J	0.32 UL	3.8 J	6.2	0.32 U	1.1 J
SILVER	0.014 U	0.014 U	0.014 U	0.014 U	0.014 U	0.014 U	0.014 U

TABLE C-1

CHEMICAL RESULTS FOR GROUNDWATER SAMPLES, MAY-JUNE 2011
DUMP ROAD AREA
LOCKHEED MARTIN, MARTIN STATE AIRPORT, MIDDLE RIVER, MARYLAND
PAGE 5 OF 72

SAMPLE ID:	DMW1A-060111	DMW1B-060111	DMW1S-060111	DMW2A-060711	DMW2S-060711	DMW3D-060711	DMW3I-060811
LABORATORY ID:	240-690-3	240-690-5	240-690-6	240-906-4	240-906-2	240-906-3	240-914-6
SAMPLE DATE:	6/1/2011	6/1/2011	6/1/2011	6/7/2011	6/7/2011	6/7/2011	6/8/2011
LOCATION:	DMW1A	DMW1B	DMW1S	DMW2A	DMW2S	DMW3D	DMW3I
THALLIUM	0.42 B	0.32 B	0.21 B	0.51 B	0.51 B	0.3 B	0.61 B
TUNGSTEN	0.38 B	0.32 B	0.36 B	0.19 B	0.32 U	0.16 U	0.18 B
VANADIUM	0.3 U	0.49 B	1.7 B	6.3 J	0.3 U	0.92 J	5.5 J
ZINC	210 J	210 J	9.5 J	440 J	170 J	140	170 J
MISCELLANEOUS (mg/l)							
ALKALINITY							
AMMONIA-N							
CHLORIDE							
DISSOLVED ORGANIC CARBON							
NITRATE-N							
NITRITE-N							
ORTHOPHOSPHATE							
ORTHOPHOSPHATE-P							
SULFATE							
TOTAL DISSOLVED SOLIDS							
MISCELLANEOUS (ug/l)							
BROMOACETIC ACID					0.75 U		
CHLOROACETIC ACID					0.4 U		
DIBROMOACETIC ACID					0.38 U		
DICHLOROACETIC ACID					0.98 U		
HEXAVALENT CHROMIUM	0.01 U	0.01 U	0.01 U	0.01 U	0.01 U	0.01 U	0.01 U
PERCHLORATE	0.72 U	0.72 U	0.72 U	1.8 U	0.72 U	0.72 U	1.8 U
TRICHLOROACETIC ACID					0.38 U		
PETROLEUM HYDROCARBONS (ug/l)							
DIESEL RANGE ORGANICS			890		460 J		
GASOLINE RANGE ORGANICS			140		610 J		
RADIONUCLIDES (pC/l)							
RADIUM-224/226							

TABLE C-1

CHEMICAL RESULTS FOR GROUNDWATER SAMPLES, MAY-JUNE 2011
DUMP ROAD AREA
LOCKHEED MARTIN, MARTIN STATE AIRPORT, MIDDLE RIVER, MARYLAND

SAMPLE ID:	DMW1A-060111	DMW1B-060111	DMW1S-060111	DMW2A-060711	DMW2S-060711	DMW3D-060711	DMW3I-060811
LABORATORY ID:	240-690-3	240-690-5	240-690-6	240-906-4	240-906-2	240-906-3	240-914-6
SAMPLE DATE:	6/1/2011	6/1/2011	6/1/2011	6/7/2011	6/7/2011	6/7/2011	6/8/2011
LOCATION:	DMW1A	DMW1B	DMW1S	DMW2A	DMW2S	DMW3D	DMW3I
RADIUM-228							
TENTATIVELY IDENTIFIED VOLATILE (ug/l)							
1,1,2-TRICHLOROETHANE							
1,4-DIOXANE			280 JN	16000 NJ			
2-METHYLNAPHTHALENE							
CYCLOHEXANE			1.5 JN				
CYCLOHEXANE, 1,3-DIMETHYL-, CIS-							
DI-SEC-BUTYL ETHER							
ISOBUTYL ALCOHOL							
METHYLCYCLOHEXANE							
N-BUTANOL							
N-BUTYL ETHER							
PENTANE, 2,3,3-TRIMETHYL-							
SILANOL, DIMETHYL(1,1,2-TRIMETHYLPROPYL)							
SILANOL, TRIMETHYL-							
TERT-BUTYLDIMETHYLSILANOL							
TETRAHYDROFURAN			1.1 JN				
THIIRANE							

TABLE C-1

CHEMICAL RESULTS FOR GROUNDWATER SAMPLES, MAY-JUNE 2011
DUMP ROAD AREA
LOCKHEED MARTIN, MARTIN STATE AIRPORT, MIDDLE RIVER, MARYLAND
PAGE 7 OF 72

SAMPLE ID:	DMW3S-060911	MW3-060911	DMW4A-060711	DMW4D-053111	DMW4I-053111	DMW4S-060711	MSA-MW4-052611
LABORATORY ID:	240-979-8	240-979-5	R1103194-004	240-626-6	240-626-8	240-906-5	240-569-2
SAMPLE DATE:	6/9/2011	6/9/2011	6/7/2011	5/31/2011	5/31/2011	6/7/2011	5/26/2011
LOCATION:	DMW3S	MW3	DMW4A	DMW4D	DMW4I	DMW4S	MSA-MW4
VOLATILES (ug/l)							
1,1,1,2-TETRACHLOROETHANE	23 U	0.23 U		38 U	23 U	12 U	0.23 U
1,1,1-TRICHLOROETHANE	22 U	0.22 U		37 U	40 J	11 U	0.22 U
1,1,2,2-TETRACHLOROETHANE	18 U	0.18 U		30 U	18 U	9 U	0.18 U
1,1,2-TRICHLOROTRIFLUOROETHANE	28 U	0.28 U		47 U	28 U	14 U	0.28 U
1,1-DICHLOROETHANE	15 U	0.15 U		25 U	46 J	7.5 U	0.15 U
1,1-DICHLOROETHENE	19 U	0.19 U		32 U	98 J	9.5 U	0.19 U
1,1-DICHLOROPROPENE	13 U	0.13 U		22 U	13 U	6.5 U	0.13 U
1,2,3-TRICHLOROBENZENE	17 U	0.17 U		28 U	17 U	8.5 U	0.17 U
1,2,3-TRICHLOROPROPANE	43 U	0.43 U		72 U	43 U	22 U	0.43 U
1,2,3-TRIMETHYLBENZENE	0.59 U	0.0059 U		0.98 U	0.59 U	0.3 U	0.0059 U
1,2,4-TRICHLOROBENZENE	15 U	0.15 U		25 U	15 U	7.5 U	0.15 U
1,2,4-TRIMETHYLBENZENE	12 U	0.12 U		20 U	12 U	6 U	0.12 U
1,2-DIBROMO-3-CHLOROPROPANE	67 U	0.67 U		110 U	67 U	34 U	0.67 U
1,2-DIBROMOETHANE	24 U	0.24 U		40 U	24 U	12 U	0.24 U
1,2-DICHLOROBENZENE	13 U	0.13 U		22 U	13 U	6.5 U	0.13 U
1,2-DICHLOROETHANE	22 U	0.22 U		37 U	22 U	14 J	0.22 U
1,2-DICHLOROPROPANE	18 U	0.18 U		30 U	18 U	9 U	0.18 U
1,3-DICHLOROBENZENE	14 U	0.14 U		23 U	14 U	7 U	0.14 U
1,3-DICHLOROPROPANE	16 U	0.16 U		27 U	16 U	8 U	0.16 U
1,4-DICHLOROBENZENE	13 U	0.13 U		22 U	13 U	6.5 U	0.13 U
2,2-DICHLOROPROPANE	13 U	0.13 U		22 U	13 U	6.5 U	0.13 U
2-BUTANONE	57 U	0.57 U		95 U	57 U	29 U	0.57 UR
2-CHLOROETHYL VINYL ETHER	99 U	0.99 U		170 U	99 U	50 U	0.99 U
2-CHLOROTOLUENE	11 U	0.11 U		18 U	11 U	5.5 U	0.11 U
2-HEXANONE	41 U	0.41 U		68 U	41 U	21 U	0.41 U
4-CHLOROTOLUENE	18 U	0.18 U		30 U	18 U	9 U	0.18 U
4-ISOPROPYLTOLUENE	12 U	0.12 U		20 U	12 U	6 U	0.12 U

TABLE C-1

CHEMICAL RESULTS FOR GROUNDWATER SAMPLES, MAY-JUNE 2011
DUMP ROAD AREA
LOCKHEED MARTIN, MARTIN STATE AIRPORT, MIDDLE RIVER, MARYLAND

SAMPLE ID:	DMW3S-060911	MW3-060911	DMW4A-060711	DMW4D-053111	DMW4I-053111	DMW4S-060711	MSA-MW4-052611
LABORATORY ID:	240-979-8	240-979-5	R1103194-004	240-626-6	240-626-8	240-906-5	240-569-2
SAMPLE DATE:	6/9/2011	6/9/2011	6/7/2011	5/31/2011	5/31/2011	6/7/2011	5/26/2011
LOCATION:	DMW3S	MW3	DMW4A	DMW4D	DMW4I	DMW4S	MSA-MW4
4-METHYL-2-PENTANONE	32 U	0.32 U		53 U	32 U	16 U	0.32 U
ACETONE	110 U	1.1 U		180 U	110 U	55 U	1.1 U
BENZENE	13 U	0.13 U		22 U	13 U	6.5 U	0.13 U
BROMOBENZENE	13 U	0.13 U		22 U	13 U	6.5 U	0.13 U
BROMOCHLOROMETHANE	29 U	0.29 U		48 U	29 U	15 U	0.29 U
BROMODICHLOROMETHANE	15 U	0.15 U		25 U	15 U	7.5 U	0.15 U
BROMOFORM	64 U	0.64 U		110 U	64 U	32 U	0.64 U
BROMOMETHANE	41 U	0.41 U		68 U	41 U	21 U	0.41 U
CARBON DISULFIDE	13 U	0.13 U		22 U	13 U	6.5 U	0.13 U
CARBON TETRACHLORIDE	13 U	0.13 U		22 U	13 U	6.5 U	0.13 U
CHLOROBENZENE	15 U	0.15 U		25 U	15 U	7.5 U	0.15 U
CHLORODIBROMOMETHANE	18 U	0.18 U		30 U	18 U	9 U	0.18 U
CHLOROETHANE	29 U	0.29 U		48 U	29 U	15 U	0.29 U
CHLOROFORM	16 U	0.16 U		27 U	16 U	8 U	0.16 U
CHLOROMETHANE	30 U	0.3 U		50 U	30 U	15 U	0.3 U
CIS-1,2-DICHLOROETHENE	1000	10		410	2100	120	0.17 U
CIS-1,3-DICHLOROPROPENE	14 U	0.14 U		23 U	14 U	7 U	0.14 U
DIBROMOMETHANE	28 U	0.28 U		47 U	28 U	14 U	0.28 U
DICHLORODIFLUOROMETHANE	31 U	0.31 U		52 U	31 U	16 U	0.31 U
DIISOPROPYL ETHER	150 U	1.5 U		250 U	150 U	75 U	1.5 U
ETHANE							
ETHENE							
ETHYL TERT-BUTYL ETHER	11 U	0.11 U		18 U	11 U	5.5 U	0.11 U
ETHYLBENZENE	17 U	0.17 U		28 U	17 U	8.5 U	0.17 U
HEXACHLOROBUTADIENE	30 U	0.3 U		50 U	30 U	15 U	0.3 U
ISOPROPYLBENZENE	13 U	0.13 U		22 U	13 U	6.5 U	0.13 U
M+P-XYLENES	24 U	0.24 U		40 U	24 U	12 U	0.24 U
METHANE							

TABLE C-1

CHEMICAL RESULTS FOR GROUNDWATER SAMPLES, MAY-JUNE 2011
DUMP ROAD AREA
LOCKHEED MARTIN, MARTIN STATE AIRPORT, MIDDLE RIVER, MARYLAND

SAMPLE ID:	DMW3S-060911	MW3-060911	DMW4A-060711	DMW4D-053111	DMW4I-053111	DMW4S-060711	MSA-MW4-052611
LABORATORY ID:	240-979-8	240-979-5	R1103194-004	240-626-6	240-626-8	240-906-5	240-569-2
SAMPLE DATE:	6/9/2011	6/9/2011	6/7/2011	5/31/2011	5/31/2011	6/7/2011	5/26/2011
LOCATION:	DMW3S	MW3	DMW4A	DMW4D	DMW4I	DMW4S	MSA-MW4
METHYL TERT-BUTYL ETHER	17 U	0.17 U		28 U	17 U	8.5 U	0.17 U
METHYLENE CHLORIDE	33 U	0.33 U		55 U	33 U	17 U	0.33 U
NAPHTHALENE	24 U	0.24 U		40 U	24 U	12 U	0.24 U
N-BUTYLBENZENE	12 U	0.12 U		20 U	12 U	6 U	0.12 U
N-PROPYLBENZENE	14 U	0.14 U		23 U	14 U	7 U	0.14 U
O-XYLENE	14 U	0.14 U		23 U	14 U	7 U	0.14 U
SEC-BUTYLBENZENE	13 U	0.13 U		22 U	13 U	6.5 U	0.13 U
STYRENE	11 U	0.11 U		18 U	11 U	5.5 U	0.11 U
TERT-AMYL METHYL ETHER	6.7 U	0.067 U		11 U	6.7 U	3.4 U	0.067 U
TERT-BUTYLBENZENE	13 U	0.13 U		22 U	13 U	6.5 U	0.13 U
TERTIARY-BUTYL ALCOHOL	390 UR	3.9 UR		650 UR	390 UR	200 UR	3.9 UR
TETRACHLOROETHENE	29 U	0.29 U		48 U	29 U	15 U	0.29 U
TOLUENE	28 J	0.13 U		22 U	13 U	6.5 U	0.13 U
TOTAL XYLENES	28 U	0.28 U		47 U	28 U	14 U	0.28 U
TRANS-1,2-DICHLOROETHENE	220	0.19 U		32 U	21 J	9.5 U	0.19 U
TRANS-1,3-DICHLOROPROPENE	19 U	0.19 U		32 U	19 U	9.5 U	0.19 U
TRICHLOROETHENE	17 U	0.83 J		4200	2600	1200	0.17 U
TRICHLOROFLUOROMETHANE	21 UJ	0.21 UJ		35 U	21 U	11 UJ	0.21 U
VINYL ACETATE	19 UR	0.19 UR		32 U	19 U	9.5 UR	0.19 UR
VINYL CHLORIDE	2900	1.7		37 U	1000	32 J	0.22 U
SEMIVOLATILES (ug/l)							
1,4-DIOXANE	520	0.63 J		27	49	33	0.51 U
TOTAL METALS (ug/l)							
ANTIMONY	0.32 B	0.28 B		0.26 B	0.27 B	0.19 B	1.4 J
ARSENIC	10	0.68 J		0.66 J	0.62 J	1.4 J	0.51 B
BARIUM	120	20		24 J	16 J	12	51
BERYLLIUM	0.092 U	0.092 U		4	7.9	1.1	0.092 U
CADMIUM	0.046 U	0.046 U		25 J	19 J	15 J	12

TABLE C-1

CHEMICAL RESULTS FOR GROUNDWATER SAMPLES, MAY-JUNE 2011
DUMP ROAD AREA
LOCKHEED MARTIN, MARTIN STATE AIRPORT, MIDDLE RIVER, MARYLAND

SAMPLE ID:	DMW3S-060911	MW3-060911	DMW4A-060711	DMW4D-053111	DMW4I-053111	DMW4S-060711	MSA-MW4-052611
LABORATORY ID:	240-979-8	240-979-5	R1103194-004	240-626-6	240-626-8	240-906-5	240-569-2
SAMPLE DATE:	6/9/2011	6/9/2011	6/7/2011	5/31/2011	5/31/2011	6/7/2011	5/26/2011
LOCATION:	DMW3S	MW3	DMW4A	DMW4D	DMW4I	DMW4S	MSA-MW4
CHROMIUM	1.5 J	2.3		4.4 J	8 J	1.4 B	2
COBALT	0.94 B	1.1 B		150 J	77 J	79 J	3.7
COPPER	0.47 J	3.4		62 J	92 J	1.8 J	27
LEAD	0.78 B	1.2		1.9 J	4.2 J	1 B	2.6
MERCURY	0.12 U	0.12 U		5.2	0.12 U	0.12 U	0.12 U
MOLYBDENUM	9.5	0.42 U		0.42 U	0.42 U	0.42 U	4.4
NICKEL	0.63 U	1.4 J		100 J	47 J	28 J	95
SELENIUM	4.2 J	0.32 U		8.2 J	5.2 J	1.6 J	0.32 U
SILVER	0.014 U	0.014 U		0.11 B	0.095 B	0.014 U	0.51 J
THALLIUM	0.27 B	0.26 B		0.44 B	0.45 B	0.3 B	0.28 B
TUNGSTEN	22	0.51 B		0.91 B	0.65 B	0.26 B	1.3 B
VANADIUM	1.7 J	5.8 J		2.2 J	16 J	0.62 J	0.77 B
ZINC	0.5 UL	10 J		300 J	230 J	85 J	2700
FILTERED METALS (ug/l)							
ANTIMONY	0.35 B	0.25 B		0.22 B	0.23 B	0.18 B	1 B
ARSENIC	12	0.7 J		0.092 U	0.092 U	1.2 J	0.55 B
BARIUM	130	19		23 J	12 J	11	57
BERYLLIUM	0.092 U	0.092 U		4.2	7.6	1 J	0.092 U
CADMIUM	0.046 U	0.046 U		26 J	19 J	11 J	9.7
CHROMIUM	1.6 J	1.6 J		2 J	6.2 J	0.8 B	0.63 B
COBALT	0.98 B	1 B		160 J	79 J	74 J	4.1
COPPER	0.31 J	0.63 J		66 J	90 J	1 J	8.2
LEAD	0.27 B	0.27 B		1.6 J	4.1 J	0.7 B	0.34 B
MERCURY	0.12 U	0.12 U		0.39	0.12 U	0.12 U	0.12 U
MOLYBDENUM	11	0.42 U		0.42 U	0.42 U	0.42 U	4.7
NICKEL	2	1.3 J		110 J	49 J	26 J	110
SELENIUM	4.7 J	0.32 U		9 J	5.5 J	1.8 J	0.32 U
SILVER	0.014 U	0.014 U		0.072 B	0.064 B	0.014 U	0.14 B

TABLE C-1

CHEMICAL RESULTS FOR GROUNDWATER SAMPLES, MAY-JUNE 2011
DUMP ROAD AREA
LOCKHEED MARTIN, MARTIN STATE AIRPORT, MIDDLE RIVER, MARYLAND

SAMPLE ID:	DMW3S-060911	MW3-060911	DMW4A-060711	DMW4D-053111	DMW4I-053111	DMW4S-060711	MSA-MW4-052611
LABORATORY ID:	240-979-8	240-979-5	R1103194-004	240-626-6	240-626-8	240-906-5	240-569-2
SAMPLE DATE:	6/9/2011	6/9/2011	6/7/2011	5/31/2011	5/31/2011	6/7/2011	5/26/2011
LOCATION:	DMW3S	MW3	DMW4A	DMW4D	DMW4I	DMW4S	MSA-MW4
THALLIUM	0.26 B	0.25 B		0.44 B	0.43 B	0.3 B	0.24 B
TUNGSTEN	29	0.46 B		0.7 B	0.56 B	0.16 U	0.96 B
VANADIUM	2.1 J	5.1 J		0.3 B	15 J	0.33 J	0.55 B
ZINC	0.5 U	5.8 J		320 J	240 J	81 J	2800 J
MISCELLANEOUS (mg/l)							
ALKALINITY							
AMMONIA-N							
CHLORIDE							
DISSOLVED ORGANIC CARBON							
NITRATE-N							
NITRITE-N							
ORTHOPHOSPHATE							
ORTHOPHOSPHATE-P							
SULFATE							
TOTAL DISSOLVED SOLIDS							
MISCELLANEOUS (ug/l)							
BROMOACETIC ACID	0.75 U						
CHLOROACETIC ACID	0.4 U						
DIBROMOACETIC ACID	0.38 U						
DICHLOROACETIC ACID	0.98 U						
HEXAVALENT CHROMIUM			0.01 U	0.01 U	0.01 U		0.01 U
PERCHLORATE	3.6 U	0.36 U		1.8 U	0.72 U	1.8 U	0.72 U
TRICHLOROACETIC ACID	0.38 U						
PETROLEUM HYDROCARBONS (ug/l)							
DIESEL RANGE ORGANICS	1900	250 J				290 J	300 B
GASOLINE RANGE ORGANICS	720 J	38 B				620 J	51 J
RADIONUCLIDES (pC/l)							
RADIUM-224/226		0.0987 U					

TABLE C-1

CHEMICAL RESULTS FOR GROUNDWATER SAMPLES, MAY-JUNE 2011
DUMP ROAD AREA
LOCKHEED MARTIN, MARTIN STATE AIRPORT, MIDDLE RIVER, MARYLAND

SAMPLE ID:	DMW3S-060911	MW3-060911	DMW4A-060711	DMW4D-053111	DMW4I-053111	DMW4S-060711	MSA-MW4-052611
LABORATORY ID:	240-979-8	240-979-5	R1103194-004	240-626-6	240-626-8	240-906-5	240-569-2
SAMPLE DATE:	6/9/2011	6/9/2011	6/7/2011	5/31/2011	5/31/2011	6/7/2011	5/26/2011
LOCATION:	DMW3S	MW3	DMW4A	DMW4D	DMW4I	DMW4S	MSA-MW4
RADIUM-228		0.222 U					
TENTATIVELY IDENTIFIED VOLATILE (ug/l)							
1,1,2-TRICHLOROETHANE							
1,4-DIOXANE							
2-METHYLNAPHTHALENE							
CYCLOHEXANE							
CYCLOHEXANE, 1,3-DIMETHYL-, CIS-							
DI-SEC-BUTYL ETHER							
ISOBUTYL ALCOHOL							
METHYLCYCLOHEXANE							
N-BUTANOL							
N-BUTYL ETHER							
PENTANE, 2,3,3-TRIMETHYL-							
SILANOL, DIMETHYL(1,1,2-TRIMETHYLPROPYL)							
SILANOL, TRIMETHYL-							
TERT-BUTYLDIMETHYLSILANOL							
TETRAHYDROFURAN							
THIIRANE							

TABLE C-1

CHEMICAL RESULTS FOR GROUNDWATER SAMPLES, MAY-JUNE 2011
DUMP ROAD AREA
LOCKHEED MARTIN, MARTIN STATE AIRPORT, MIDDLE RIVER, MARYLAND

SAMPLE ID:	MW-5	MW-5-A	DMW5I-060811	DMW5S-060811	MSA-MW6-052611	MSA-DMW6D-052511	MSA-DMW6I-052511
LABORATORY ID:	240-475-3	240-475-3	240-914-4	240-914-2	240-569-3	240-531-2	240-531-3
SAMPLE DATE:	5/24/2011	5/24/2011	6/8/2011	6/8/2011	5/26/2011	5/25/2011	5/25/2011
LOCATION:	MW-5	MW-5-A	DMW5I	DMW5S	MSA-MW6	MSA-DMW6D	MSA-DMW6I
VOLATILES (ug/l)							
1,1,1,2-TETRACHLOROETHANE	33 U		0.92 U	58 U	0.23 U	0.23 U	0.23 U
1,1,1-TRICHLOROETHANE	31 U		0.88 U	55 U	0.22 U	0.22 U	0.22 U
1,1,2,2-TETRACHLOROETHANE	26 U		0.72 U	45 U	0.18 U	0.18 U	0.18 U
1,1,2-TRICHLOROTRIFLUOROETHANE	40 U		1.1 U	70 U	0.28 U	0.28 U	0.28 U
1,1-DICHLOROETHANE	21 U		0.6 U	38 U	0.15 U	0.15 U	0.15 U
1,1-DICHLOROETHENE	27 U		0.76 U	48 U	0.19 U	0.19 U	0.19 U
1,1-DICHLOROPROPENE	19 U		0.52 U	33 U	0.13 U	0.13 U	0.13 U
1,2,3-TRICHLOROBENZENE	24 U		0.68 U	43 U	0.17 U	0.17 U	0.17 U
1,2,3-TRICHLOROPROPANE	61 U		1.7 U	110 U	0.43 U	0.43 U	0.43 U
1,2,3-TRIMETHYLBENZENE	0.84 U		0.024 U	1.5 U	0.0059 U	0.0059 U	0.0059 U
1,2,4-TRICHLOROBENZENE	21 U		0.6 U	38 U	0.15 U	0.15 U	0.15 U
1,2,4-TRIMETHYLBENZENE	17 U		0.48 U	30 U	0.12 U	0.12 U	0.12 U
1,2-DIBROMO-3-CHLOROPROPANE	96 U		2.7 U	170 U	0.67 U	0.67 U	0.67 U
1,2-DIBROMOETHANE	34 U		0.96 U	60 U	0.24 U	0.24 U	0.24 U
1,2-DICHLOROBENZENE	19 U		0.52 U	33 U	0.13 U	0.13 U	0.13 U
1,2-DICHLOROETHANE	31 U		0.97 J	55 U	0.22 U	0.22 U	0.22 U
1,2-DICHLOROPROPANE	26 U		0.72 U	45 U	0.18 U	0.18 U	0.18 U
1,3-DICHLOROBENZENE	20 U		0.56 U	35 U	0.14 U	0.14 U	0.14 U
1,3-DICHLOROPROPANE	23 U		0.64 U	40 U	0.16 U	0.16 U	0.16 U
1,4-DICHLOROBENZENE	19 U		0.52 U	33 U	0.13 U	0.13 U	0.13 U
2,2-DICHLOROPROPANE	19 U		0.52 U	33 U	0.13 U	0.13 U	0.13 U
2-BUTANONE	81 U		2.3 U	140 U	0.57 UR	0.57 U	0.57 U
2-CHLOROETHYL VINYL ETHER	140 U		4 U	250 U	0.99 U	0.99 U	0.99 U
2-CHLOROTOLUENE	16 U		0.44 U	28 U	0.11 U	0.11 U	0.11 U
2-HEXANONE	59 U		1.6 U	100 U	0.41 U	0.41 UJ	0.41 UJ
4-CHLOROTOLUENE	26 U		0.72 U	45 U	0.18 U	0.18 U	0.18 U
4-ISOPROPYLTOLUENE	17 U		0.48 U	30 U	0.12 U	0.12 U	0.12 U

TABLE C-1

CHEMICAL RESULTS FOR GROUNDWATER SAMPLES, MAY-JUNE 2011
DUMP ROAD AREA
LOCKHEED MARTIN, MARTIN STATE AIRPORT, MIDDLE RIVER, MARYLAND

SAMPLE ID:	MW-5	MW-5-A	DMW5I-060811	DMW5S-060811	MSA-MW6-052611	MSA-DMW6D-052511	MSA-DMW6I-052511
LABORATORY ID:	240-475-3	240-475-3	240-914-4	240-914-2	240-569-3	240-531-2	240-531-3
SAMPLE DATE:	5/24/2011	5/24/2011	6/8/2011	6/8/2011	5/26/2011	5/25/2011	5/25/2011
LOCATION:	MW-5	MW-5-A	DMW5I	DMW5S	MSA-MW6	MSA-DMW6D	MSA-DMW6I
4-METHYL-2-PENTANONE	46 U		1.3 U	80 U	0.32 U	0.32 U	0.32 U
ACETONE	160 U		4.4 U	280 U	1.1 U	2 B	1.1 U
BENZENE	19 U		0.52 U	33 U	0.13 U	0.13 U	0.13 U
BROMOBENZENE	19 U		0.52 U	33 U	0.13 U	0.13 U	0.13 U
BROMOCHLOROMETHANE	41 U		1.2 U	73 U	0.29 U	0.29 U	0.29 U
BROMODICHLOROMETHANE	21 U		0.6 U	38 U	0.15 U	0.15 U	0.15 U
BROMOFORM	91 U		2.6 U	160 U	0.64 U	0.64 U	0.64 U
BROMOMETHANE	59 U		1.6 U	100 U	0.41 U	0.41 U	0.41 U
CARBON DISULFIDE	19 U		0.52 U	33 U	0.13 U	0.13 U	0.13 U
CARBON TETRACHLORIDE	19 U		0.52 U	33 U	0.13 U	0.13 U	0.13 U
CHLOROBENZENE	21 U		0.62 J	38 U	0.15 U	0.15 U	0.15 U
CHLORODIBROMOMETHANE	26 U		0.72 U	45 U	0.18 U	0.18 U	0.18 U
CHLOROETHANE	41 U		1.2 U	73 U	0.29 U	0.29 U	0.29 U
CHLOROFORM	23 U		0.64 U	40 U	0.16 U	0.16 U	0.16 U
CHLOROMETHANE	43 U		1.2 U	75 U	0.3 U	0.3 U	0.3 U
CIS-1,2-DICHLOROETHENE	2900		54	1500	0.17 U	0.17 U	0.17 U
CIS-1,3-DICHLOROPROPENE	20 U		0.56 U	35 U	0.14 U	0.14 U	0.14 U
DIBROMOMETHANE	40 U		1.1 U	70 U	0.28 U	0.28 U	0.28 U
DICHLORODIFLUOROMETHANE	44 U		1.2 U	78 U	0.31 U	0.31 U	0.31 U
DIISOPROPYL ETHER	210 U		6 U	380 U	1.5 U	1.5 U	1.5 U
ETHANE							
ETHENE							
ETHYL TERT-BUTYL ETHER	16 U		0.44 U	28 U	0.11 U	0.11 U	0.11 U
ETHYLBENZENE	24 U		0.68 U	43 U	0.17 U	0.17 U	0.17 U
HEXACHLOROBUTADIENE	43 U		1.2 U	75 U	0.3 U	0.3 U	0.3 U
ISOPROPYLBENZENE	19 U		0.52 U	33 U	0.13 U	0.13 U	0.13 U
M+P-XYLENES	34 U		0.96 U	60 U	0.24 U	0.24 U	0.24 U
METHANE							

TABLE C-1

CHEMICAL RESULTS FOR GROUNDWATER SAMPLES, MAY-JUNE 2011
DUMP ROAD AREA
LOCKHEED MARTIN, MARTIN STATE AIRPORT, MIDDLE RIVER, MARYLAND

SAMPLE ID:	MW-5	MW-5-A	DMW5I-060811	DMW5S-060811	MSA-MW6-052611	MSA-DMW6D-052511	MSA-DMW6I-052511
LABORATORY ID:	240-475-3	240-475-3	240-914-4	240-914-2	240-569-3	240-531-2	240-531-3
SAMPLE DATE:	5/24/2011	5/24/2011	6/8/2011	6/8/2011	5/26/2011	5/25/2011	5/25/2011
LOCATION:	MW-5	MW-5-A	DMW5I	DMW5S	MSA-MW6	MSA-DMW6D	MSA-DMW6I
METHYL TERT-BUTYL ETHER	24 U		0.68 U	43 U	0.17 U	0.17 U	0.17 U
METHYLENE CHLORIDE	47 U		1.3 U	83 U	0.33 U	0.33 U	0.33 U
NAPHTHALENE	34 U		0.96 U	60 U	0.24 U	0.24 U	0.24 U
N-BUTYLBENZENE	17 U		0.48 U	30 U	0.12 U	0.12 U	0.12 U
N-PROPYLBENZENE	20 U		0.56 U	35 U	0.14 U	0.14 U	0.14 U
O-XYLENE	20 U		0.56 U	35 U	0.14 U	0.14 U	0.14 U
SEC-BUTYLBENZENE	19 U		0.52 U	33 U	0.13 U	0.13 U	0.13 U
STYRENE	16 U		0.44 U	28 U	0.11 U	0.11 U	0.11 U
TERT-AMYL METHYL ETHER	9.6 U		0.27 U	17 U	0.067 U	0.067 U	0.067 U
TERT-BUTYLBENZENE	19 U		0.52 U	33 U	0.13 U	0.13 U	0.13 U
TERTIARY-BUTYL ALCOHOL	560 UR		16 UR	980 UR	3.9 UR	3.9 UR	3.9 UR
TETRACHLOROETHENE	41 U		1.2 U	73 U	0.29 U	0.29 U	0.29 U
TOLUENE	19 U		0.52 U	33 U	0.13 U	0.13 U	0.13 U
TOTAL XYLENES	40 U		1.1 U	70 U	0.28 U	0.28 U	0.28 U
TRANS-1,2-DICHLOROETHENE	64 J		2.1 J	48 U	0.19 U	0.19 U	0.19 U
TRANS-1,3-DICHLOROPROPENE	27 U		0.76 U	48 U	0.19 U	0.19 U	0.19 U
TRICHLOROETHENE	51 J		110	9300	0.17 U	0.17 U	0.17 U
TRICHLOROFLUOROMETHANE	30 U		0.84 UJ	53 UJ	0.21 U	0.21 U	0.21 U
VINYL ACETATE	27 UR		0.76 UR	48 UR	0.19 UR	0.19 UR	0.19 UR
VINYL CHLORIDE	750		6.6	55 U	0.22 U	0.22 U	0.22 U
SEMIVOLATILES (ug/l)							
1,4-DIOXANE	9.6		3	14	1	0.48 U	0.48 U
TOTAL METALS (ug/l)							
ANTIMONY	0.18 B		0.22 B	0.19 B	0.36 B	1.2 J	0.36 B
ARSENIC	2.5 J		0.73 J	0.092 U	3 J	1.1 J	0.48 B
BARIUM	20		15 J	14 J	10	60	13 J
BERYLLIUM	0.2 U		2.1	4.1	1.5	0.56 J	5.6
CADMIUM	0.13 U		5.9 J	4.1 J	1.6 J	0.65 J	8.4 J

TABLE C-1

CHEMICAL RESULTS FOR GROUNDWATER SAMPLES, MAY-JUNE 2011
DUMP ROAD AREA
LOCKHEED MARTIN, MARTIN STATE AIRPORT, MIDDLE RIVER, MARYLAND

SAMPLE ID:	MW-5	MW-5-A	DMW5I-060811	DMW5S-060811	MSA-MW6-052611	MSA-DMW6D-052511	MSA-DMW6I-052511
LABORATORY ID:	240-475-3	240-475-3	240-914-4	240-914-2	240-569-3	240-531-2	240-531-3
SAMPLE DATE:	5/24/2011	5/24/2011	6/8/2011	6/8/2011	5/26/2011	5/25/2011	5/25/2011
LOCATION:	MW-5	MW-5-A	DMW5I	DMW5S	MSA-MW6	MSA-DMW6D	MSA-DMW6I
CHROMIUM	2.1		8.7 J	42 J	1.7 J	7.7	22 J
COBALT	0.47 J		75 J	66 J	50 J	31	62 J
COPPER	3.4 B		170 J	55 J	6.5 J	19	100 J
LEAD	0.71 B		4.5 J	3.8 J	2.2	3.5 J	3.6 J
MERCURY	0.12 U		0.12 U	0.12 U	0.12 U	2.1	0.12 U
MOLYBDENUM	1.9 B		0.46 B	1.1 B	0.42 U	1.3 J	0.96 J
NICKEL	1.3 J		70 J	57 J	26 J	36	64 J
SELENIUM	0.57 U		6.4	8.6	1.2 J	1.6 J	0.87 J
SILVER	0.08 U		0.014 U	0.014 U	0.07 B	0.015 U	0.06 B
THALLIUM	0.26 B		0.38 B	0.38 B	0.35 B	0.41 B	0.44 B
TUNGSTEN	0.37 U		0.33 B	0.32 U	0.34 B	1 J	0.49 B
VANADIUM	2.8 J		2.8 J	9 J	36 J	3 J	0.53 B
ZINC	8.4 B		230 J	170 J	85 J	81 J	250 J
FILTERED METALS (ug/l)							
ANTIMONY	0.18 B		0.18 B	0.18 B	0.22 B	0.2 B	0.25 B
ARSENIC	2.3 J		0.61 J	0.092 U	0.76 J	0.67 J	0.35 B
BARIUM	19		14 J	13 J	10	63	12
BERYLLIUM	0.2 U		2 J	3.9 J	1.5	0.59 J	6
CADMIUM	0.13 U		5.2 J	4.1 J	1.9	0.75 J	6.5 J
CHROMIUM	1.8 J		5.3 J	4.8 J	0.9 J	2 J	5.1 J
COBALT	0.46 J		71 J	64 J	53	33 J	63 J
COPPER	3.7 B		16 J	22 J	3.9	24 J	39 J
LEAD	0.68 B		3.5 J	3.9 J	0.28 B	2.6	3.1
MERCURY	0.12 U		0.12 U	0.12 U	0.12 U	0.95	0.12 U
MOLYBDENUM	1.9 B		0.42 U	0.42 U	0.42 U	0.42 U	0.42 U
NICKEL	1.3 J		67 J	58 J	34	37 J	65 J
SELENIUM	0.57 U		5.5	8.3	0.86 J	2.2 J	0.9 J
SILVER	0.08 U		0.014 U	0.014 U	0.059 B	0.067 B	0.059 B

TABLE C-1

CHEMICAL RESULTS FOR GROUNDWATER SAMPLES, MAY-JUNE 2011
DUMP ROAD AREA
LOCKHEED MARTIN, MARTIN STATE AIRPORT, MIDDLE RIVER, MARYLAND

SAMPLE ID:	MW-5	MW-5-A	DMW5I-060811	DMW5S-060811	MSA-MW6-052611	MSA-DMW6D-052511	MSA-DMW6I-052511
LABORATORY ID:	240-475-3	240-475-3	240-914-4	240-914-2	240-569-3	240-531-2	240-531-3
SAMPLE DATE:	5/24/2011	5/24/2011	6/8/2011	6/8/2011	5/26/2011	5/25/2011	5/25/2011
LOCATION:	MW-5	MW-5-A	DMW5I	DMW5S	MSA-MW6	MSA-DMW6D	MSA-DMW6I
THALLIUM	0.24 B		0.37 B	0.37 B	0.33 B	0.3 B	0.42 B
TUNGSTEN	0.37 U		0.32 U	0.8 U	0.28 B	0.49 B	0.29 B
VANADIUM	2.8 J		2.5 J	9.4 J	1.8 B	1.3 B	0.66 B
ZINC	8.5 B		220 J	170 J	110	99 J	260 J
MISCELLANEOUS (mg/l)							
ALKALINITY							
AMMONIA-N							
CHLORIDE							
DISSOLVED ORGANIC CARBON							
NITRATE-N							
NITRITE-N							
ORTHOPHOSPHATE							
ORTHOPHOSPHATE-P							
SULFATE							
TOTAL DISSOLVED SOLIDS							
MISCELLANEOUS (ug/l)							
BROMOACETIC ACID				0.75 U			
CHLOROACETIC ACID				0.4 U			
DIBROMOACETIC ACID				0.38 U			
DICHLOROACETIC ACID				0.98 U			
HEXAVALENT CHROMIUM	0.01 UL		0.01 UL	0.01 UL	0.01 U	0.01 U	0.01 U
PERCHLORATE	1.8 U		1.8 U	1.8 U	0.72 U	0.36 U	3.6 U
TRICHLOROACETIC ACID				0.38 U			
PETROLEUM HYDROCARBONS (ug/l)							
DIESEL RANGE ORGANICS		570		260 J	230 U		
GASOLINE RANGE ORGANICS		2000 J		3600 J	51 J		
RADIONUCLIDES (pC/l)							
RADIUM-224/226						2.34	2.56

TABLE C-1

CHEMICAL RESULTS FOR GROUNDWATER SAMPLES, MAY-JUNE 2011
DUMP ROAD AREA
LOCKHEED MARTIN, MARTIN STATE AIRPORT, MIDDLE RIVER, MARYLAND

SAMPLE ID:	MW-5	MW-5-A	DMW5I-060811	DMW5S-060811	MSA-MW6-052611	MSA-DMW6D-052511	MSA-DMW6I-052511
LABORATORY ID:	240-475-3	240-475-3	240-914-4	240-914-2	240-569-3	240-531-2	240-531-3
SAMPLE DATE:	5/24/2011	5/24/2011	6/8/2011	6/8/2011	5/26/2011	5/25/2011	5/25/2011
LOCATION:	MW-5	MW-5-A	DMW5I	DMW5S	MSA-MW6	MSA-DMW6D	MSA-DMW6I
RADIUM-228						7.58	11.8
TENTATIVELY IDENTIFIED VOLATILE (ug/l)							
1,1,2-TRICHLOROETHANE							
1,4-DIOXANE							
2-METHYLNAPHTHALENE							
CYCLOHEXANE							
CYCLOHEXANE, 1,3-DIMETHYL-, CIS-							
DI-SEC-BUTYL ETHER							
ISOBUTYL ALCOHOL							
METHYLCYCLOHEXANE	41 NJ						
N-BUTANOL							
N-BUTYL ETHER							
PENTANE, 2,3,3-TRIMETHYL-							
SILANOL, DIMETHYL(1,1,2-TRIMETHYLPROPYL)							
SILANOL, TRIMETHYL-						4.2 R	
TERT-BUTYLDIMETHYLSILANOL							
TETRAHYDROFURAN							
THIIRANE							

TABLE C-1

CHEMICAL RESULTS FOR GROUNDWATER SAMPLES, MAY-JUNE 2011
DUMP ROAD AREA
LOCKHEED MARTIN, MARTIN STATE AIRPORT, MIDDLE RIVER, MARYLAND

SAMPLE ID:	MSA-DMW6S-052511	MSA-DMW6S-052511RA	DMW-8D	DMW-8I	DMW8S-051911	DMW8S-051911-A	DMW9D-060611
LABORATORY ID:	240-531-4	240-531-4	240-475-1	240-410-1	240-321-5	240-321-5	240-813-9
SAMPLE DATE:	5/25/2011	5/25/2011	5/24/2011	5/23/2011	5/19/2011	5/19/2011	6/6/2011
LOCATION:	MSA-DMW6S	MSA-DMW6S	DMW-8D	DMW-8I	DMW8S	DMW8S	DMW9D
VOLATILES (ug/l)							
1,1,1,2-TETRACHLOROETHANE	0.23 U		9.2 U	5.8 U	0.23 U		29 U
1,1,1-TRICHLOROETHANE	0.22 U		8.8 U	5.5 U	0.22 U		28 U
1,1,2,2-TETRACHLOROETHANE	0.18 U		7.2 U	4.5 U	0.18 U		23 U
1,1,2-TRICHLOROTRIFLUOROETHANE	0.28 U		11 U	7 U	0.28 U		35 U
1,1-DICHLOROETHANE	0.15 U		6 U	3.8 U	0.15 U		19 U
1,1-DICHLOROETHENE	0.19 U		7.6 U	4.8 U	0.19 U		24 U
1,1-DICHLOROPROPENE	0.13 U		5.2 U	3.2 U	0.13 U		16 U
1,2,3-TRICHLOROBENZENE	0.17 U		18 J	4.2 U	0.17 U		21 U
1,2,3-TRICHLOROPROPANE	0.43 U		17 U	11 U	0.43 U		54 U
1,2,3-TRIMETHYLBENZENE	0.0059 U		0.24 U	0.15 U	0.0059 U		0.74 U
1,2,4-TRICHLOROBENZENE	0.15 U		6 U	3.8 U	0.15 U		19 U
1,2,4-TRIMETHYLBENZENE	0.12 U		4.8 U	3 U	0.12 U		15 U
1,2-DIBROMO-3-CHLOROPROPANE	0.67 U		27 U	17 U	0.67 U		84 U
1,2-DIBROMOETHANE	0.24 U		9.6 U	6 U	0.24 U		30 U
1,2-DICHLOROBENZENE	0.13 U		5.2 U	3.2 U	0.13 U		16 U
1,2-DICHLOROETHANE	0.22 U		8.8 U	7.3 J	0.22 U		28 U
1,2-DICHLOROPROPANE	0.18 U		7.2 U	4.5 U	0.18 U		23 U
1,3-DICHLOROBENZENE	0.14 U		5.6 U	3.5 U	0.14 U		18 U
1,3-DICHLOROPROPANE	0.16 U		6.4 U	4 U	0.16 U		20 U
1,4-DICHLOROBENZENE	0.13 U		5.2 U	3.2 U	0.13 U		16 U
2,2-DICHLOROPROPANE	0.13 U		5.2 U	3.2 U	0.13 U		16 U
2-BUTANONE	0.57 U		23 U	14 U	0.57 UR		71 U
2-CHLOROETHYL VINYL ETHER	0.99 U		40 U	25 U	0.99 U		120 U
2-CHLOROTOLUENE	0.11 U		4.4 U	2.8 U	0.11 U		14 U
2-HEXANONE	0.41 UJ		16 U	10 U	0.41 U		51 U
4-CHLOROTOLUENE	0.18 U		7.2 U	4.5 U	0.18 U		23 U
4-ISOPROPYLTOLUENE	0.12 U		4.8 U	3 U	0.12 U		15 U

TABLE C-1

CHEMICAL RESULTS FOR GROUNDWATER SAMPLES, MAY-JUNE 2011
DUMP ROAD AREA
LOCKHEED MARTIN, MARTIN STATE AIRPORT, MIDDLE RIVER, MARYLAND

SAMPLE ID:	MSA-DMW6S-052511	MSA-DMW6S-052511RA	DMW-8D	DMW-8I	DMW8S-051911	DMW8S-051911-A	DMW9D-060611
LABORATORY ID:	240-531-4	240-531-4	240-475-1	240-410-1	240-321-5	240-321-5	240-813-9
SAMPLE DATE:	5/25/2011	5/25/2011	5/24/2011	5/23/2011	5/19/2011	5/19/2011	6/6/2011
LOCATION:	MSA-DMW6S	MSA-DMW6S	DMW-8D	DMW-8I	DMW8S	DMW8S	DMW9D
4-METHYL-2-PENTANONE	0.32 U		13 U	8 U	0.32 U		40 U
ACETONE	7.6 B		79 J	28 U	1.1 U		140 U
BENZENE	0.13 U		5.2 U	3.5 J	0.13 U		24 J
BROMOBENZENE	0.13 U		5.2 U	3.2 U	0.13 U		16 U
BROMOCHLOROMETHANE	0.29 U		12 U	7.2 U	0.29 U		36 U
BROMODICHLOROMETHANE	0.15 U		6 U	3.8 U	0.15 U		19 U
BROMOFORM	0.64 U		26 U	16 U	0.64 U		80 U
BROMOMETHANE	0.41 U		16 U	10 U	0.41 U		51 U
CARBON DISULFIDE	0.13 U		5.2 U	3.2 U	0.13 U		16 U
CARBON TETRACHLORIDE	0.13 U		5.2 U	3.2 U	0.13 U		16 U
CHLOROBENZENE	0.23 J		6 U	3.8 U	0.15 U		19 U
CHLORODIBROMOMETHANE	0.18 U		7.2 U	4.5 U	0.18 U		23 U
CHLOROETHANE	0.29 U		12 U	7.2 U	0.29 U		36 U
CHLOROFORM	0.16 U		6.4 U	4 U	0.16 U		180
CHLOROMETHANE	0.3 U		12 U	7.5 U	0.3 U		38 U
CIS-1,2-DICHLOROETHENE	1.6		840	540	0.39 J		380
CIS-1,3-DICHLOROPROPENE	0.14 U		5.6 U	3.5 U	0.14 U		18 U
DIBROMOMETHANE	0.28 U		11 U	7 U	0.28 U		35 U
DICHLORODIFLUOROMETHANE	0.31 U		12 U	7.8 U	0.31 U		39 U
DIISOPROPYL ETHER	1.5 U		60 U	38 U	1.5 U		190 U
ETHANE							0.26 U
ETHENE							8.2
ETHYL TERT-BUTYL ETHER	0.11 U		4.4 U	2.8 U	0.11 U		14 U
ETHYLBENZENE	0.17 U		6.8 U	4.2 U	0.17 U		21 U
HEXACHLOROBUTADIENE	0.3 U		12 U	7.5 U	0.3 U		38 U
ISOPROPYLBENZENE	0.13 U		5.2 U	3.2 U	0.13 U		16 U
M+P-XYLENES	0.24 U		9.6 U	6 U	0.24 U		30 U
METHANE							290

TABLE C-1

CHEMICAL RESULTS FOR GROUNDWATER SAMPLES, MAY-JUNE 2011
DUMP ROAD AREA
LOCKHEED MARTIN, MARTIN STATE AIRPORT, MIDDLE RIVER, MARYLAND

SAMPLE ID:	MSA-DMW6S-052511	MSA-DMW6S-052511RA	DMW-8D	DMW-8I	DMW8S-051911	DMW8S-051911-A	DMW9D-060611
LABORATORY ID:	240-531-4	240-531-4	240-475-1	240-410-1	240-321-5	240-321-5	240-813-9
SAMPLE DATE:	5/25/2011	5/25/2011	5/24/2011	5/23/2011	5/19/2011	5/19/2011	6/6/2011
LOCATION:	MSA-DMW6S	MSA-DMW6S	DMW-8D	DMW-8I	DMW8S	DMW8S	DMW9D
METHYL TERT-BUTYL ETHER	0.17 U		6.8 U	4.2 U	0.17 U		21 U
METHYLENE CHLORIDE	0.33 U		13 U	8.2 U	0.33 U		41 U
NAPHTHALENE	0.24 U		12 J	6 U	0.24 U		30 U
N-BUTYLBENZENE	0.12 U		4.8 U	3 U	0.12 U		15 U
N-PROPYLBENZENE	0.14 U		5.6 U	3.5 U	0.14 U		18 U
O-XYLENE	0.14 U		5.6 U	3.5 U	0.14 U		18 U
SEC-BUTYLBENZENE	0.13 U		5.2 U	3.2 U	0.13 U		16 U
STYRENE	0.11 U		4.4 U	2.8 U	0.11 U		14 U
TERT-AMYL METHYL ETHER	0.067 U		2.7 U	1.7 U	0.067 U		8.4 U
TERT-BUTYLBENZENE	0.13 U		5.2 U	3.2 U	0.13 U		16 U
TERTIARY-BUTYL ALCOHOL	3.9 UR		160 UR	98 UR	3.9 UR		490 UR
TETRACHLOROETHENE	0.29 U		12 U	7.2 U	0.29 U		36 U
TOLUENE	0.13 U		5.2 U	3.2 U	0.13 U		16 U
TOTAL XYLENES	0.28 U		11 U	7 U	0.28 U		35 U
TRANS-1,2-DICHLOROETHENE	0.19 U		7.6 U	4.8 U	0.19 U		24 U
TRANS-1,3-DICHLOROPROPENE	0.19 U		7.6 U	4.8 U	0.19 U		24 U
TRICHLOROETHENE	0.53 J		940	740	0.17 U		2800
TRICHLOROFLUOROMETHANE	0.21 U		8.4 U	5.2 U	0.21 U		26 UJ
VINYL ACETATE	0.19 UR		7.6 UR	4.8 UR	0.19 UR		24 UR
VINYL CHLORIDE	0.22 U		460	280	0.22 U		43 J
SEMIVOLATILES (ug/l)							
1,4-DIOXANE	0.48 U		74	70	11		48
TOTAL METALS (ug/l)							
ANTIMONY	0.39 B		0.13 U	0.38 B	0.13 U		0.14 B
ARSENIC	6.3		3.1 J	17	4.6 J		3.6 J
BARIUM	45		26	13	16		42
BERYLLIUM	0.092 U		4.4	5.8	0.36 J		0.35 J
CADMIUM	0.046 U		140	120	0.13 U		0.056 J

TABLE C-1

CHEMICAL RESULTS FOR GROUNDWATER SAMPLES, MAY-JUNE 2011
DUMP ROAD AREA
LOCKHEED MARTIN, MARTIN STATE AIRPORT, MIDDLE RIVER, MARYLAND

SAMPLE ID:	MSA-DMW6S-052511	MSA-DMW6S-052511RA	DMW-8D	DMW-8I	DMW8S-051911	DMW8S-051911-A	DMW9D-060611
LABORATORY ID:	240-531-4	240-531-4	240-475-1	240-410-1	240-321-5	240-321-5	240-813-9
SAMPLE DATE:	5/25/2011	5/25/2011	5/24/2011	5/23/2011	5/19/2011	5/19/2011	6/6/2011
LOCATION:	MSA-DMW6S	MSA-DMW6S	DMW-8D	DMW-8I	DMW8S	DMW8S	DMW9D
CHROMIUM	0.99 J		8.3	16	21		1.2 B
COBALT	5.3		120	150	6.4		350
COPPER	1.5 J		54	34	2.7 B		5.3
LEAD	0.58 B		2 B	4.4 B	0.26 J		1.8 J
MERCURY	0.12 U		0.12 U	0.12 U	0.12 U		0.12 U
MOLYBDENUM	0.42 U		0.37 B	1.8 B	0.48 B		0.42 U
NICKEL	0.63 U		64	110	14		43
SELENIUM	0.8 J		4.6 J	21	0.57 U		0.32 U
SILVER	0.062 B		0.08 U	0.08 U	0.08 U		0.014 U
THALLIUM	0.25 B		0.74 B	1.6 B	0.14 U		0.24 B
TUNGSTEN	0.3 B		0.37 U	1.4 B	0.37 U		0.16 U
VANADIUM	1.3 B		0.98 J	6.1 J	0.44 U		2.5 J
ZINC	2.5 B		200	300	28 B		69
FILTERED METALS (ug/l)							
ANTIMONY	0.33 B		0.13 U	0.18 B	0.13 U		0.11 B
ARSENIC	5.8		3.1 J	18	3.8 J		3.2 J
BARIUM	42		25	11	17		41
BERYLLIUM	0.092 U		4.4	6.5	0.31 J		0.3 J
CADMIUM	0.046 U		140	120	0.13 U		0.046 U
CHROMIUM	0.39 B		1.1 J	8.7	1.2 J		0.72 B
COBALT	5.6		120	170	6.6		340
COPPER	0.64 J		48	34	1.1 J		15
LEAD	0.033 B		1.9 B	4.2 B	0.22 J		1.8
MERCURY	0.12 U		0.12 U	0.12 U	0.12 U		0.12 U
MOLYBDENUM	0.42 U		0.17 B	0.49 B	0.093 U		0.42 U
NICKEL	0.63 U		64	120	14		42
SELENIUM	0.81 J		4.5 J	23	0.57 U		0.32 U
SILVER	0.057 B		0.08 U	0.08 U	0.08 U		0.014 U

TABLE C-1

CHEMICAL RESULTS FOR GROUNDWATER SAMPLES, MAY-JUNE 2011
DUMP ROAD AREA
LOCKHEED MARTIN, MARTIN STATE AIRPORT, MIDDLE RIVER, MARYLAND

SAMPLE ID:	MSA-DMW6S-052511	MSA-DMW6S-052511RA	DMW-8D	DMW-8I	DMW8S-051911	DMW8S-051911-A	DMW9D-060611
LABORATORY ID:	240-531-4	240-531-4	240-475-1	240-410-1	240-321-5	240-321-5	240-813-9
SAMPLE DATE:	5/25/2011	5/25/2011	5/24/2011	5/23/2011	5/19/2011	5/19/2011	6/6/2011
LOCATION:	MSA-DMW6S	MSA-DMW6S	DMW-8D	DMW-8I	DMW8S	DMW8S	DMW9D
THALLIUM	0.24 B		0.65 B	0.99 B	0.14 U		0.23 B
TUNGSTEN	0.28 B		0.37 U	0.65 B	0.37 U		0.16 U
VANADIUM	0.69 B		1.1 J	4.2 J	0.66 J		1.5 J
ZINC	1.5 J		190	320	34 B		79
MISCELLANEOUS (mg/l)							
ALKALINITY							7.9
AMMONIA-N							0.059 J
CHLORIDE							48
DISSOLVED ORGANIC CARBON							2.3
NITRATE-N							0.023 U
NITRITE-N							0.012 U
ORTHOPHOSPHATE							0.044 U
ORTHOPHOSPHATE-P							
SULFATE							69
TOTAL DISSOLVED SOLIDS							210
MISCELLANEOUS (ug/l)							
BROMOACETIC ACID							
CHLOROACETIC ACID							
DIBROMOACETIC ACID							
DICHLOROACETIC ACID							
HEXAVALENT CHROMIUM	0.01 U		0.01 UL	0.01 U	0.01 U		0.01 U
PERCHLORATE	3.6 U		0.36 U	0.72 U	0.72 U		0.36 U
TRICHLOROACETIC ACID							
PETROLEUM HYDROCARBONS (ug/l)							
DIESEL RANGE ORGANICS	260 U					290 J	
GASOLINE RANGE ORGANICS		33 J				33 B	
RADIONUCLIDES (pC/l)							
RADIUM-224/226	0.292 J						

TABLE C-1

CHEMICAL RESULTS FOR GROUNDWATER SAMPLES, MAY-JUNE 2011
DUMP ROAD AREA
LOCKHEED MARTIN, MARTIN STATE AIRPORT, MIDDLE RIVER, MARYLAND

SAMPLE ID:	MSA-DMW6S-052511	MSA-DMW6S-052511RA	DMW-8D	DMW-8I	DMW8S-051911	DMW8S-051911-A	DMW9D-060611
LABORATORY ID:	240-531-4	240-531-4	240-475-1	240-410-1	240-321-5	240-321-5	240-813-9
SAMPLE DATE:	5/25/2011	5/25/2011	5/24/2011	5/23/2011	5/19/2011	5/19/2011	6/6/2011
LOCATION:	MSA-DMW6S	MSA-DMW6S	DMW-8D	DMW-8I	DMW8S	DMW8S	DMW9D
RADIUM-228	1.13						
TENTATIVELY IDENTIFIED VOLATILE (ug/l)							
1,1,2-TRICHLOROETHANE							
1,4-DIOXANE							
2-METHYLNAPHTHALENE							
CYCLOHEXANE							
CYCLOHEXANE, 1,3-DIMETHYL-, CIS-							
DI-SEC-BUTYL ETHER							
ISOBUTYL ALCOHOL							
METHYLCYCLOHEXANE							
N-BUTANOL							
N-BUTYL ETHER							
PENTANE, 2,3,3-TRIMETHYL-							
SILANOL, DIMETHYL(1,1,2-TRIMETHYLPROPYL)							
SILANOL, TRIMETHYL-	2.4 R						
TERT-BUTYLDIMETHYLSILANOL							
TETRAHYDROFURAN							
THIIRANE							

TABLE C-1

CHEMICAL RESULTS FOR GROUNDWATER SAMPLES, MAY-JUNE 2011
DUMP ROAD AREA
LOCKHEED MARTIN, MARTIN STATE AIRPORT, MIDDLE RIVER, MARYLAND

SAMPLE ID:	DMW9I-060611	DMW9S-0060611	DMW9S-060611	DMW10S-060211	MW11I-060911	MW11S-060911	DMW14D-051911
LABORATORY ID:	240-813-6	R1103161-002	240-813-3	240-726-7	240-979-6	240-979-4	240-321-3
SAMPLE DATE:	6/6/2011	6/6/2011	6/6/2011	6/2/2011	6/9/2011	6/9/2011	5/19/2011
LOCATION:	DMW9I	DMW9S	DMW9S	DMW10S	MW11I	MW11S	DMW14D
VOLATILES (ug/l)							
1,1,1,2-TETRACHLOROETHANE	18 U		190 U	4.6 U	0.23 U	190 U	0.23 U
1,1,1-TRICHLOROETHANE	17 U		180 U	4.4 U	0.22 U	180 U	0.22 U
1,1,2,2-TETRACHLOROETHANE	14 U		150 U	3.6 U	0.18 U	150 U	0.18 U
1,1,2-TRICHLOROTRIFLUOROETHANE	22 U		230 U	5.6 U	0.28 U	230 U	0.28 U
1,1-DICHLOROETHANE	12 U		120 U	3 U	0.15 U	120 U	0.15 U
1,1-DICHLOROETHENE	15 U		160 U	3.8 U	0.19 U	240 J	0.19 U
1,1-DICHLOROPROPENE	10 U		110 U	2.6 U	0.13 U	110 U	0.13 U
1,2,3-TRICHLOROBENZENE	13 U		140 U	3.4 U	0.17 U	140 U	0.17 U
1,2,3-TRICHLOROPROPANE	33 U		360 U	8.6 U	0.43 U	360 U	0.43 U
1,2,3-TRIMETHYLBENZENE	0.45 U		4.9 U	0.12 U	0.0059 U	4.9 U	0.0059 U
1,2,4-TRICHLOROBENZENE	12 U		120 U	3 U	0.15 U	120 U	0.15 U
1,2,4-TRIMETHYLBENZENE	9.2 U		100 U	2.4 U	0.12 U	100 U	0.12 U
1,2-DIBROMO-3-CHLOROPROPANE	52 U		560 U	13 U	0.67 U	560 U	0.67 U
1,2-DIBROMOETHANE	18 U		200 U	4.8 U	0.24 U	200 U	0.24 U
1,2-DICHLOROBENZENE	10 U		110 U	2.6 U	0.13 U	110 U	0.13 U
1,2-DICHLOROETHANE	17 U		180 U	4.4 U	0.22 U	180 U	0.22 U
1,2-DICHLOROPROPANE	14 U		150 U	3.6 U	0.18 U	150 U	0.18 U
1,3-DICHLOROBENZENE	11 U		120 U	2.8 U	0.14 U	120 U	0.14 U
1,3-DICHLOROPROPANE	12 U		130 U	3.2 U	0.16 U	130 U	0.16 U
1,4-DICHLOROBENZENE	10 U		110 U	2.6 U	0.13 U	110 U	0.13 U
2,2-DICHLOROPROPANE	10 U		110 U	2.6 U	0.13 U	110 U	0.13 U
2-BUTANONE	44 U		470 U	11 U	0.57 U	470 U	0.57 UR
2-CHLOROETHYL VINYL ETHER	76 U		820 U	20 U	0.99 U	820 U	0.99 U
2-CHLOROTOLUENE	8.5 U		92 U	2.2 U	0.11 U	92 U	0.11 U
2-HEXANONE	32 U		340 U	8.2 U	0.41 U	340 U	0.41 U
4-CHLOROTOLUENE	14 U		150 U	3.6 U	0.18 U	150 U	0.18 U
4-ISOPROPYLTOLUENE	9.2 U		100 U	2.4 U	0.12 U	100 U	0.12 U

TABLE C-1

CHEMICAL RESULTS FOR GROUNDWATER SAMPLES, MAY-JUNE 2011
DUMP ROAD AREA
LOCKHEED MARTIN, MARTIN STATE AIRPORT, MIDDLE RIVER, MARYLAND

SAMPLE ID:	DMW9I-060611	DMW9S-0060611	DMW9S-060611	DMW10S-060211	MW11I-060911	MW11S-060911	DMW14D-051911
LABORATORY ID:	240-813-6	R1103161-002	240-813-3	240-726-7	240-979-6	240-979-4	240-321-3
SAMPLE DATE:	6/6/2011	6/6/2011	6/6/2011	6/2/2011	6/9/2011	6/9/2011	5/19/2011
LOCATION:	DMW9I	DMW9S	DMW9S	DMW10S	MW11I	MW11S	DMW14D
4-METHYL-2-PENTANONE	25 U		270 U	6.4 U	0.32 U	270 U	0.32 U
ACETONE	85 U		920 U	80 B	1.1 U	920 U	1.1 U
BENZENE	20 J		390 J	2.6 U	0.13 U	110 U	0.13 U
BROMOBENZENE	10 U		110 U	2.6 U	0.13 U	110 U	0.13 U
BROMOCHLOROMETHANE	22 U		240 U	5.8 U	0.29 U	240 U	0.29 U
BROMODICHLOROMETHANE	12 U		120 U	3 U	0.15 U	120 U	0.15 U
BROMOFORM	49 U		530 U	13 U	0.64 U	530 U	0.64 U
BROMOMETHANE	32 U		340 U	8.2 U	0.41 U	340 U	0.41 U
CARBON DISULFIDE	10 U		110 U	2.6 U	0.13 U	110 U	0.13 U
CARBON TETRACHLORIDE	32 J		110 U	2.6 U	0.13 U	110 U	0.13 U
CHLOROBENZENE	12 U		120 U	3 U	0.15 U	120 U	0.15 U
CHLORODIBROMOMETHANE	14 U		150 U	3.6 U	0.18 U	150 U	0.18 U
CHLOROETHANE	22 U		240 U	5.8 U	0.29 U	240 U	0.29 U
CHLOROFORM	17 J		130 U	3.2 U	0.16 U	270 J	0.16 U
CHLOROMETHANE	23 U		250 U	6 U	0.3 U	250 U	0.3 U
CIS-1,2-DICHLOROETHENE	1800		12000	3.4 U	0.45 J	23000	0.17 U
CIS-1,3-DICHLOROPROPENE	11 U		120 U	2.8 U	0.14 U	120 U	0.14 U
DIBROMOMETHANE	22 U		230 U	5.6 U	0.28 U	230 U	0.28 U
DICHLORODIFLUOROMETHANE	24 U		260 U	6.2 U	0.31 U	260 U	0.31 U
DIISOPROPYL ETHER	120 U		1200 U	30 U	1.5 U	1200 U	1.5 U
ETHANE	5.9		61			44	
ETHENE	98		0.62 U			190	
ETHYL TERT-BUTYL ETHER	8.5 U		92 U	2.2 U	0.11 U	92 U	0.11 U
ETHYLBENZENE	13 U		1400	3.4 U	0.17 U	140 U	0.17 U
HEXACHLOROBUTADIENE	23 U		250 U	6 U	0.3 U	250 U	0.3 U
ISOPROPYLBENZENE	10 U		110 U	2.6 U	0.13 U	110 U	0.13 U
M+P-XYLENES	18 U		15000	4.8 U	0.24 U	200 U	0.24 U
METHANE	870		1800			380	

TABLE C-1

CHEMICAL RESULTS FOR GROUNDWATER SAMPLES, MAY-JUNE 2011
DUMP ROAD AREA
LOCKHEED MARTIN, MARTIN STATE AIRPORT, MIDDLE RIVER, MARYLAND

SAMPLE ID:	DMW9I-060611	DMW9S-0060611	DMW9S-060611	DMW10S-060211	MW11I-060911	MW11S-060911	DMW14D-051911
LABORATORY ID:	240-813-6	R1103161-002	240-813-3	240-726-7	240-979-6	240-979-4	240-321-3
SAMPLE DATE:	6/6/2011	6/6/2011	6/6/2011	6/2/2011	6/9/2011	6/9/2011	5/19/2011
LOCATION:	DMW9I	DMW9S	DMW9S	DMW10S	MW11I	MW11S	DMW14D
METHYL TERT-BUTYL ETHER	13 U		140 U	3.4 U	0.17 U	140 U	0.17 U
METHYLENE CHLORIDE	25 U		270 U	17 B	0.33 U	270 U	0.33 U
NAPHTHALENE	18 U		200 U	4.8 U	0.24 U	200 U	0.24 U
N-BUTYLBENZENE	9.2 U		100 U	2.4 U	0.12 U	100 U	0.12 U
N-PROPYLBENZENE	11 U		120 U	2.8 U	0.14 U	120 U	0.14 U
O-XYLENE	11 U		1700	2.8 U	0.14 U	120 U	0.14 U
SEC-BUTYLBENZENE	10 U		110 U	2.6 U	0.13 U	110 U	0.13 U
STYRENE	8.5 U		92 U	2.2 U	0.11 U	92 U	0.11 U
TERT-AMYL METHYL ETHER	5.2 U		56 U	1.3 U	0.067 U	56 U	0.067 U
TERT-BUTYLBENZENE	10 U		110 U	2.6 U	0.13 U	110 U	0.13 U
TERTIARY-BUTYL ALCOHOL	300 UR		3200 UR	78 UR	3.9 UR	3200 UR	3.9 UR
TETRACHLOROETHENE	22 U		240 U	5.8 U	0.29 U	240 U	0.29 U
TOLUENE	10 U		4200	2.6 U	0.13 U	730 J	0.13 U
TOTAL XYLENES	22 U		17000	5.6 U	0.28 U	230 U	0.28 U
TRANS-1,2-DICHLOROETHENE	15 U		160 U	3.8 U	0.19 U	160 U	0.19 U
TRANS-1,3-DICHLOROPROPENE	15 U		160 U	3.8 U	0.19 U	160 U	0.19 U
TRICHLOROETHENE	700		790 J	3.4 U	0.23 J	12000	0.17 U
TRICHLOROFLUOROMETHANE	16 UJ		170 UJ	4.2 U	0.21 UJ	170 UJ	0.21 U
VINYL ACETATE	15 UR		160 UR	3.8 UR	0.19 UR	160 UR	0.19 UR
VINYL CHLORIDE	830		18000	380	0.22 U	4500	0.22 U
SEMIVOLATILES (ug/l)							
1,4-DIOXANE	120		26	12	0.47 U	5.6	0.47 U
TOTAL METALS (ug/l)							
ANTIMONY	0.82 J		0.2 B	0.23 B	0.15 B	0.12 B	0.13 U
ARSENIC	6.4		2.7 J	13 J	0.68 J	0.57 J	0.4 U
BARIUM	56		120	18	4.3 J	56	4.3 B
BERYLLIUM	1.8		0.092 U	0.092 U	0.092 U	2.3	0.2 U
CADMIUM	1.9 J		0.046 U	0.046 U	0.046 U	0.046 U	0.13 U

TABLE C-1

CHEMICAL RESULTS FOR GROUNDWATER SAMPLES, MAY-JUNE 2011
DUMP ROAD AREA
LOCKHEED MARTIN, MARTIN STATE AIRPORT, MIDDLE RIVER, MARYLAND

SAMPLE ID:	DMW9I-060611	DMW9S-0060611	DMW9S-060611	DMW10S-060211	MW11I-060911	MW11S-060911	DMW14D-051911
LABORATORY ID:	240-813-6	R1103161-002	240-813-3	240-726-7	240-979-6	240-979-4	240-321-3
SAMPLE DATE:	6/6/2011	6/6/2011	6/6/2011	6/2/2011	6/9/2011	6/9/2011	5/19/2011
LOCATION:	DMW9I	DMW9S	DMW9S	DMW10S	MW11I	MW11S	DMW14D
CHROMIUM	19 J		1.7 J	4.6	2.1	1.3 J	0.71 U
COBALT	340 J		0.34 B	4.1 J	1.1 B	210	6
COPPER	30 J		1.5 J	1.3 J	5.2	1.6 J	3.3 B
LEAD	17 J		0.23 B	0.55 B	1	0.26 B	0.18 U
MERCURY	0.12 U		0.12 U	0.12 U	0.83	0.12 U	0.12 U
MOLYBDENUM	1.7 B		0.42 U	0.49 J	0.42 U	0.42 U	0.093 U
NICKEL	84 J		0.63 U	0.63 U	1.4 J	290	7.5
SELENIUM	2.7 J		1.5 J	0.32 UL	0.32 U	0.32 U	0.57 U
SILVER	0.097 J		0.014 U	0.014 U	0.014 U	0.014 U	0.08 U
THALLIUM	0.33 B		0.24 B	0.24 B	0.28 B	0.32 B	0.17 B
TUNGSTEN	1.8 J		0.16 B	0.16 U	0.4 B	0.22 B	0.37 U
VANADIUM	34 J		17 J	3.3 J	3.4 J	0.3 U	0.44 U
ZINC	190 J		3.4 J	8.5 B	18 J	390 L	46 B
FILTERED METALS (ug/l)							
ANTIMONY	0.17 B		0.17 B	0.13 B	0.14 B	0.22 B	0.13 U
ARSENIC	1.3 J		2.6 J	13	0.092 U	2.8 J	0.4 U
BARIUM	35		110	19	3.1 J	46	4.4 B
BERYLLIUM	1.3		0.092 U	0.092 U	0.092 U	0.092 U	0.2 U
CADMIUM	0.98 J		0.046 U	0.046 U	0.046 U	0.046 U	0.13 U
CHROMIUM	0.94 B		1.6 J	1.8 J	0.41 B	0.79 B	0.71 U
COBALT	330 J		0.32 B	4	1 B	11	5.9
COPPER	4.7 J		0.23 U	0.63 J	7	0.47 J	5.3
LEAD	1.9		0.2 B	0.26 B	0.73 B	0.21 B	0.18 U
MERCURY	0.12 U		0.12 U	0.12 U	0.12 U	0.12 U	0.12 U
MOLYBDENUM	0.42 U		0.42 U	0.42 U	0.42 U	0.42 U	0.093 U
NICKEL	78 J		0.63 U	0.63 U	1.5 J	1.9 J	7.6
SELENIUM	2.1 J		1.4 J	0.32 UL	0.32 U	0.32 U	0.57 U
SILVER	0.014 U		0.014 U	0.014 U	0.014 U	0.014 U	0.08 U

TABLE C-1

CHEMICAL RESULTS FOR GROUNDWATER SAMPLES, MAY-JUNE 2011
DUMP ROAD AREA
LOCKHEED MARTIN, MARTIN STATE AIRPORT, MIDDLE RIVER, MARYLAND

SAMPLE ID:	DMW9I-060611	DMW9S-0060611	DMW9S-060611	DMW10S-060211	MW11I-060911	MW11S-060911	DMW14D-051911
LABORATORY ID:	240-813-6	R1103161-002	240-813-3	240-726-7	240-979-6	240-979-4	240-321-3
SAMPLE DATE:	6/6/2011	6/6/2011	6/6/2011	6/2/2011	6/9/2011	6/9/2011	5/19/2011
LOCATION:	DMW9I	DMW9S	DMW9S	DMW10S	MW11I	MW11S	DMW14D
THALLIUM	0.26 B		0.22 B	0.2 B	0.26 B	0.26 B	0.16 B
TUNGSTEN	0.16 U		0.16 U	0.17 B	0.16 U	0.19 B	0.37 U
VANADIUM	0.61 J		16 J	1.4 B	0.3 U	0.3 U	0.44 U
ZINC	120 J		5.2 J	1.1 J	14 J	15 J	48 B
MISCELLANEOUS (mg/l)							
ALKALINITY	93		400			160	
AMMONIA-N	3		3.7			0.91	
CHLORIDE	120		220			49	
DISSOLVED ORGANIC CARBON	5		21			11	
NITRATE-N	0.023 U		0.039 J			0.023 U	
NITRITE-N	0.012 U		0.012 U			0.012 U	
ORTHOPHOSPHATE	0.044 U		0.2 J				
ORTHOPHOSPHATE-P						0.044 U	
SULFATE	250		120			130	
TOTAL DISSOLVED SOLIDS	660		960			510	
MISCELLANEOUS (ug/l)							
BROMOACETIC ACID							
CHLOROACETIC ACID							
DIBROMOACETIC ACID							
DICHLOROACETIC ACID							
HEXAVALENT CHROMIUM	0.01 U	0.01 U		0.01 UL			0.01 U
PERCHLORATE	0.36 U		1.8 U	1.8 U	0.36 U	0.72 U	0.36 U
TRICHLOROACETIC ACID							
PETROLEUM HYDROCARBONS (ug/l)							
DIESEL RANGE ORGANICS			4200	1400		7400	
GASOLINE RANGE ORGANICS			61000 J	110		22000 J	
RADIONUCLIDES (pC/l)							
RADIUM-224/226							

TABLE C-1

CHEMICAL RESULTS FOR GROUNDWATER SAMPLES, MAY-JUNE 2011
DUMP ROAD AREA
LOCKHEED MARTIN, MARTIN STATE AIRPORT, MIDDLE RIVER, MARYLAND

SAMPLE ID:	DMW9I-060611	DMW9S-0060611	DMW9S-060611	DMW10S-060211	MW11I-060911	MW11S-060911	DMW14D-051911
LABORATORY ID:	240-813-6	R1103161-002	240-813-3	240-726-7	240-979-6	240-979-4	240-321-3
SAMPLE DATE:	6/6/2011	6/6/2011	6/6/2011	6/2/2011	6/9/2011	6/9/2011	5/19/2011
LOCATION:	DMW9I	DMW9S	DMW9S	DMW10S	MW11I	MW11S	DMW14D
RADIUM-228							
TENTATIVELY IDENTIFIED VOLATILE (ug/l)							
1,1,2-TRICHLOROETHANE							
1,4-DIOXANE							
2-METHYLNAPHTHALENE			2200 NJ				
CYCLOHEXANE							
CYCLOHEXANE, 1,3-DIMETHYL-, CIS-							
DI-SEC-BUTYL ETHER							
ISOBUTYL ALCOHOL							
METHYLCYCLOHEXANE							
N-BUTANOL							
N-BUTYL ETHER							
PENTANE, 2,3,3-TRIMETHYL-							
SILANOL, DIMETHYL(1,1,2-TRIMETHYLPROPYL)							
SILANOL, TRIMETHYL-							
TERT-BUTYLDIMETHYLSILANOL							
TETRAHYDROFURAN							
THIIRANE							

TABLE C-1

CHEMICAL RESULTS FOR GROUNDWATER SAMPLES, MAY-JUNE 2011
DUMP ROAD AREA
LOCKHEED MARTIN, MARTIN STATE AIRPORT, MIDDLE RIVER, MARYLAND

SAMPLE ID:	DMW14I-051911	MW15D-051611	MW15I-051611	MW15S-051611	MW15S-051611-A	MW 16D-053111	MW16D-051811
LABORATORY ID:	240-321-2	240-174-4	240-174-3	240-174-2	240-174-2	9MJ1PQ10	240-271-4
SAMPLE DATE:	5/19/2011	5/16/2011	5/16/2011	5/16/2011	5/16/2011	5/31/2011	5/18/2011
LOCATION:	DMW14I	MW15D	MW15I	MW15S	MW15S	MW 16D	MW16D
VOLATILES (ug/l)							
1,1,1,2-TETRACHLOROETHANE	7.7 U	0.23 U	14 U	0.46 U			0.23 U
1,1,1-TRICHLOROETHANE	7.3 U	0.22 U	13 U	0.44 U			0.22 U
1,1,2,2-TETRACHLOROETHANE	6 U	0.18 U	11 U	0.36 U			0.18 U
1,1,2-TRICHLOROTRIFLUOROETHANE	9.3 U	0.28 U	16 U	0.56 U			0.28 U
1,1-DICHLOROETHANE	5 U	0.15 U	8.8 U	0.3 U			0.15 U
1,1-DICHLOROETHENE	6.3 U	0.19 U	11 U	0.38 U			0.19 U
1,1-DICHLOROPROPENE	4.3 U	0.13 U	7.6 U	0.26 U			0.13 U
1,2,3-TRICHLOROBENZENE	5.7 U	0.17 U	10 U	0.34 U			0.17 U
1,2,3-TRICHLOROPROPANE	14 U	0.43 U	25 U	0.86 U			0.43 U
1,2,3-TRIMETHYLBENZENE	0.2 U	0.0059 U	0.35 U	0.012 U			0.0059 U
1,2,4-TRICHLOROBENZENE	5 U	0.15 U	8.8 U	0.3 U			0.15 U
1,2,4-TRIMETHYLBENZENE	4 U	0.12 U	7.1 U	0.24 U			0.12 U
1,2-DIBROMO-3-CHLOROPROPANE	22 U	0.67 U	39 U	1.3 U			0.67 U
1,2-DIBROMOETHANE	8 U	0.24 U	14 U	0.48 U			0.24 U
1,2-DICHLOROBENZENE	4.3 U	0.13 U	7.6 U	0.26 U			0.13 U
1,2-DICHLOROETHANE	9.5 J	0.22 U	13 U	0.44 U			0.22 U
1,2-DICHLOROPROPANE	6 U	0.18 U	11 U	0.36 U			0.18 U
1,3-DICHLOROBENZENE	4.7 U	0.14 U	8.2 U	0.28 U			0.14 U
1,3-DICHLOROPROPANE	5.3 U	0.16 U	9.4 U	0.32 U			0.16 U
1,4-DICHLOROBENZENE	4.3 U	0.13 U	7.6 U	0.26 U			0.13 U
2,2-DICHLOROPROPANE	4.3 U	0.13 U	7.6 U	0.26 U			0.13 U
2-BUTANONE	19 UR	0.57 U	34 U	1.1 U			0.57 U
2-CHLOROETHYL VINYL ETHER	33 UR	0.99 U	58 U	2 U			0.99 U
2-CHLOROTOLUENE	3.7 U	0.11 U	6.5 U	0.22 U			0.11 U
2-HEXANONE	14 U	0.41 U	24 U	0.82 U			0.41 U
4-CHLOROTOLUENE	6 U	0.18 U	11 U	0.36 U			0.18 U
4-ISOPROPYLTOLUENE	4 U	0.12 U	7.1 U	0.24 U			0.12 U

TABLE C-1

CHEMICAL RESULTS FOR GROUNDWATER SAMPLES, MAY-JUNE 2011
DUMP ROAD AREA
LOCKHEED MARTIN, MARTIN STATE AIRPORT, MIDDLE RIVER, MARYLAND

SAMPLE ID:	DMW14I-051911	MW15D-051611	MW15I-051611	MW15S-051611	MW15S-051611-A	MW 16D-053111	MW16D-051811
LABORATORY ID:	240-321-2	240-174-4	240-174-3	240-174-2	240-174-2	9MJ1PQ10	240-271-4
SAMPLE DATE:	5/19/2011	5/16/2011	5/16/2011	5/16/2011	5/16/2011	5/31/2011	5/18/2011
LOCATION:	DMW14I	MW15D	MW15I	MW15S	MW15S	MW 16D	MW16D
4-METHYL-2-PENTANONE	11 U	0.32 U	19 U	0.64 U			0.32 U
ACETONE	37 U	1.1 U	65 U	4.6 B			3.1 J
BENZENE	4.3 U	0.13 U	7.6 U	0.26 U			0.13 U
BROMOBENZENE	4.3 U	0.13 U	7.6 U	0.26 U			0.13 U
BROMOCHLOROMETHANE	9.7 U	0.29 U	17 U	0.58 U			0.29 U
BROMODICHLOROMETHANE	5 U	0.15 U	8.8 U	0.3 U			0.15 U
BROMOFORM	21 U	0.64 U	38 U	1.3 U			0.64 U
BROMOMETHANE	14 U	0.41 U	24 U	0.82 U			0.41 U
CARBON DISULFIDE	4.3 U	0.13 U	7.6 U	0.26 U			0.13 U
CARBON TETRACHLORIDE	4.3 U	0.13 U	7.6 U	0.26 U			0.13 U
CHLOROBENZENE	260	0.15 U	8.8 U	0.3 U			0.15 U
CHLORODIBROMOMETHANE	6 U	0.18 U	11 U	0.36 U			0.18 U
CHLOROETHANE	9.7 U	0.29 U	17 U	0.58 U			0.29 U
CHLOROFORM	5.3 U	0.16 U	9.4 U	0.32 U			0.16 U
CHLOROMETHANE	10 U	0.3 U	18 U	0.6 U			0.3 U
CIS-1,2-DICHLOROETHENE	1200	0.17 U	380	20			0.17 U
CIS-1,3-DICHLOROPROPENE	4.7 U	0.14 U	8.2 U	0.28 U			0.14 U
DIBROMOMETHANE	9.3 U	0.28 U	16 U	0.56 U			0.28 U
DICHLORODIFLUOROMETHANE	10 U	0.31 U	18 U	0.62 U			0.31 U
DIISOPROPYL ETHER	50 U	1.5 U	88 U	3 U			1.5 U
ETHANE							
ETHENE							
ETHYL TERT-BUTYL ETHER	3.7 U	0.11 U	6.5 U	0.22 U			0.11 U
ETHYLBENZENE	5.7 U	0.17 U	10 U	0.34 U			0.17 U
HEXACHLOROBUTADIENE	10 U	0.3 U	18 U	0.6 U			0.3 U
ISOPROPYLBENZENE	4.3 U	0.13 U	7.6 U	0.26 U			0.13 U
M+P-XYLENES	8 U	0.24 U	14 U	0.48 U			0.24 U
METHANE							

TABLE C-1

CHEMICAL RESULTS FOR GROUNDWATER SAMPLES, MAY-JUNE 2011
DUMP ROAD AREA
LOCKHEED MARTIN, MARTIN STATE AIRPORT, MIDDLE RIVER, MARYLAND

SAMPLE ID:	DMW14I-051911	MW15D-051611	MW15I-051611	MW15S-051611	MW15S-051611-A	MW 16D-053111	MW16D-051811
LABORATORY ID:	240-321-2	240-174-4	240-174-3	240-174-2	240-174-2	9MJ1PQ10	240-271-4
SAMPLE DATE:	5/19/2011	5/16/2011	5/16/2011	5/16/2011	5/16/2011	5/31/2011	5/18/2011
LOCATION:	DMW14I	MW15D	MW15I	MW15S	MW15S	MW 16D	MW16D
METHYL TERT-BUTYL ETHER	5.7 U	0.17 U	10 U	0.34 U			0.17 U
METHYLENE CHLORIDE	11 U	0.33 U	19 U	0.66 U			0.33 U
NAPHTHALENE	8 U	0.24 U	14 U	0.48 U			0.24 U
N-BUTYLBENZENE	4 U	0.12 U	7.1 U	0.24 U			0.12 U
N-PROPYLBENZENE	4.7 U	0.14 U	8.2 U	0.28 U			0.14 U
O-XYLENE	4.7 U	0.14 U	8.2 U	0.28 U			0.14 U
SEC-BUTYLBENZENE	4.3 U	0.13 U	7.6 U	0.26 U			0.13 U
STYRENE	3.7 U	0.11 U	6.5 U	0.22 U			0.11 U
TERT-AMYL METHYL ETHER	2.2 U	0.067 U	3.9 U	0.13 U			0.067 U
TERT-BUTYLBENZENE	4.3 U	0.13 U	7.6 U	0.26 U			0.13 U
TERTIARY-BUTYL ALCOHOL	130 UR	3.9 UR	230 UR	7.8 UR			3.9 UR
TETRACHLOROETHENE	9.7 U	0.29 U	17 U	0.58 U			0.29 U
TOLUENE	5.5 J	0.13 U	7.6 U	0.26 U			0.13 U
TOTAL XYLENES	9.3 U	0.28 U	16 U	0.56 U			0.28 U
TRANS-1,2-DICHLOROETHENE	9.2 J	0.19 U	11 U	0.39 J			0.19 U
TRANS-1,3-DICHLOROPROPENE	6.3 U	0.19 U	11 U	0.38 U			0.19 U
TRICHLOROETHENE	15 J	0.17 U	1500	63			0.6 J
TRICHLOROFLUOROMETHANE	7 U	0.21 U	12 U	0.42 U			0.21 U
VINYL ACETATE	6.3 UR	0.19 UR	11 UR	0.38 UR			0.19 UR
VINYL CHLORIDE	750	0.22 U	33 J	0.74 J			0.22 U
SEMIVOLATILES (ug/l)							
1,4-DIOXANE	42	0.48 U	0.47 U	0.63 J			0.47 U
TOTAL METALS (ug/l)							
ANTIMONY	0.13 U	0.13 U	0.13 U	0.17 B			0.13 U
ARSENIC	26	0.4 U	2.4 J	2.3 J			0.44 J
BARIUM	14	6.8 B	11	16			5.7 B
BERYLLIUM	0.2 U	0.2 U	0.23 J	1.4 K			0.2 U
CADMIUM	0.13 U	0.13 U	0.13 U	0.93 J			0.13 U

TABLE C-1

CHEMICAL RESULTS FOR GROUNDWATER SAMPLES, MAY-JUNE 2011
DUMP ROAD AREA
LOCKHEED MARTIN, MARTIN STATE AIRPORT, MIDDLE RIVER, MARYLAND

SAMPLE ID:	DMW14I-051911	MW15D-051611	MW15I-051611	MW15S-051611	MW15S-051611-A	MW 16D-053111	MW16D-051811
LABORATORY ID:	240-321-2	240-174-4	240-174-3	240-174-2	240-174-2	9MJ1PQ10	240-271-4
SAMPLE DATE:	5/19/2011	5/16/2011	5/16/2011	5/16/2011	5/16/2011	5/31/2011	5/18/2011
LOCATION:	DMW14I	MW15D	MW15I	MW15S	MW15S	MW 16D	MW16D
CHROMIUM	0.78 J	1 J	3.3	4.9			0.71 U
COBALT	14	13	23	100			7.7
COPPER	0.29 U	5.3	2.6 B	160			3.2 B
LEAD	0.18 U	0.18 U	0.66 J	1.5			0.61 J
MERCURY	0.12 U	0.12 U	0.12 U	0.12 U			0.12 UL
MOLYBDENUM	0.57 B	0.46 B	0.093 U	2.7 B			0.16 B
NICKEL	7.1	19	31	120			11
SELENIUM	0.57 U	0.57 U	0.57 U	2.7 J			0.57 U
SILVER	0.08 U	0.08 U	0.08 U	0.08 U			0.08 U
THALLIUM	0.23 B	0.28 B	0.14 U	0.34 B			0.25 B
TUNGSTEN	0.37 U	0.37 U	0.37 U	1.6 B			0.37 U
VANADIUM	0.76 J	0.61 J	3.5 J	2.8 J			0.44 U
ZINC	6.2 B	23 B	65	130			19 B
FILTERED METALS (ug/l)							
ANTIMONY	0.13 U	0.13 U	0.13 U	0.13 U			0.13 U
ARSENIC	25	0.42 J	2.5 J	2.5 J			0.49 J
BARIUM	14	6.7 B	9.9	17			5.9 B
BERYLLIUM	0.2 U	0.2 U	0.2 U	1.3 K			0.2 U
CADMIUM	0.13 U	0.13 U	0.14 J	1 K			0.13 U
CHROMIUM	0.71 U	0.71 U	2.8	5			0.71 U
COBALT	14	12	24	110			7.6
COPPER	0.37 J	4.1 B	0.37 B	170			3.4 B
LEAD	0.18 U	0.18 U	0.18 U	1.5			0.18 U
MERCURY	0.12 U	0.12 U	0.12 U	0.12 U			0.12 U
MOLYBDENUM	0.5 B	0.27 B	0.57 B	0.45 B			0.32 B
NICKEL	7	20	31	120			12
SELENIUM	0.57 U	0.57 U	0.57 U	2.5 J			0.57 U
SILVER	0.08 U	0.08 U	0.08 U	0.08 U			0.08 U

TABLE C-1

CHEMICAL RESULTS FOR GROUNDWATER SAMPLES, MAY-JUNE 2011
DUMP ROAD AREA
LOCKHEED MARTIN, MARTIN STATE AIRPORT, MIDDLE RIVER, MARYLAND

SAMPLE ID:	DMW14I-051911	MW15D-051611	MW15I-051611	MW15S-051611	MW15S-051611-A	MW 16D-053111	MW16D-051811
LABORATORY ID:	240-321-2	240-174-4	240-174-3	240-174-2	240-174-2	9MJ1PQ10	240-271-4
SAMPLE DATE:	5/19/2011	5/16/2011	5/16/2011	5/16/2011	5/16/2011	5/31/2011	5/18/2011
LOCATION:	DMW14I	MW15D	MW15I	MW15S	MW15S	MW 16D	MW16D
THALLIUM	0.18 B	0.21 B	0.29 B	0.15 B			0.27 B
TUNGSTEN	0.37 U	0.37 U	0.37 U	0.37 U			0.37 U
VANADIUM	0.57 J	0.44 U	2.9 J	1.9 J			0.44 U
ZINC	6.1 B	23 B	38 B	140			22 B
MISCELLANEOUS (mg/l)							
ALKALINITY							
AMMONIA-N							
CHLORIDE							
DISSOLVED ORGANIC CARBON							
NITRATE-N							
NITRITE-N							
ORTHOPHOSPHATE							
ORTHOPHOSPHATE-P							
SULFATE							
TOTAL DISSOLVED SOLIDS							
MISCELLANEOUS (ug/l)							
BROMOACETIC ACID							
CHLOROACETIC ACID							
DIBROMOACETIC ACID							
DICHLOROACETIC ACID							
HEXAVALENT CHROMIUM	0.01 U	0.01 UL	0.01 UL	0.01 UL			0.029
PERCHLORATE	1.8 U	0.36 U	0.36 U	1.8 U			0.36 U
TRICHLOROACETIC ACID							
PETROLEUM HYDROCARBONS (ug/l)							
DIESEL RANGE ORGANICS					560		
GASOLINE RANGE ORGANICS					62 B		
RADIONUCLIDES (pC/l)							
RADIUM-224/226						0.22 U	

TABLE C-1

CHEMICAL RESULTS FOR GROUNDWATER SAMPLES, MAY-JUNE 2011
DUMP ROAD AREA
LOCKHEED MARTIN, MARTIN STATE AIRPORT, MIDDLE RIVER, MARYLAND

SAMPLE ID:	DMW14I-051911	MW15D-051611	MW15I-051611	MW15S-051611	MW15S-051611-A	MW 16D-053111	MW16D-051811
LABORATORY ID:	240-321-2	240-174-4	240-174-3	240-174-2	240-174-2	9MJ1PQ10	240-271-4
SAMPLE DATE:	5/19/2011	5/16/2011	5/16/2011	5/16/2011	5/16/2011	5/31/2011	5/18/2011
LOCATION:	DMW14I	MW15D	MW15I	MW15S	MW15S	MW 16D	MW16D
RADIUM-228						0.191 U	
TENTATIVELY IDENTIFIED VOLATILE (ug/l)							
1,1,2-TRICHLOROETHANE							
1,4-DIOXANE							
2-METHYLNAPHTHALENE							
CYCLOHEXANE							
CYCLOHEXANE, 1,3-DIMETHYL-, CIS-							
DI-SEC-BUTYL ETHER							
ISOBUTYL ALCOHOL							
METHYLCYCLOHEXANE							
N-BUTANOL							
N-BUTYL ETHER							
PENTANE, 2,3,3-TRIMETHYL-							
SILANOL, DIMETHYL(1,1,2-TRIMETHYLPROPYL)							
SILANOL, TRIMETHYL-							
TERT-BUTYLDIMETHYLSILANOL							
TETRAHYDROFURAN							
THIIRANE							

TABLE C-1

CHEMICAL RESULTS FOR GROUNDWATER SAMPLES, MAY-JUNE 2011
DUMP ROAD AREA
LOCKHEED MARTIN, MARTIN STATE AIRPORT, MIDDLE RIVER, MARYLAND

SAMPLE ID:	MW 16I-053111	MW16I-051811	MW 16S-053111	MW16S-051811	DMW17I-051911	MW17S-060611	MW18I-060611
LABORATORY ID:	9MJ1PN30	240-271-3	9MJ1N010	240-271-2	240-321-4	240-813-2	240-813-5
SAMPLE DATE:	5/31/2011	5/18/2011	5/31/2011	5/18/2011	5/19/2011	6/6/2011	6/6/2011
LOCATION:	MW 16I	MW16I	MW 16S	MW16S	DMW17I	MW17S	MW18I
VOLATILES (ug/l)							
1,1,1,2-TETRACHLOROETHANE		0.23 U		0.23 U	1.9 U	0.23 U	77 U
1,1,1-TRICHLOROETHANE		0.22 U		0.22 U	1.8 U	0.22 U	73 U
1,1,2,2-TETRACHLOROETHANE		0.18 U		0.18 U	1.5 U	0.18 U	60 U
1,1,2-TRICHLOROTRIFLUOROETHANE		0.28 U		0.28 U	2.3 U	0.28 U	93 U
1,1-DICHLOROETHANE		0.15 U		0.15 U	1.2 U	0.15 U	50 U
1,1-DICHLOROETHENE		1.9		0.5 J	1.6 U	0.19 U	63 U
1,1-DICHLOROPROPENE		0.13 U		0.13 U	1.1 U	0.13 U	43 U
1,2,3-TRICHLOROBENZENE		0.17 U		0.17 U	1.4 U	0.17 U	57 U
1,2,3-TRICHLOROPROPANE		0.43 U		0.43 U	3.6 U	0.43 U	140 U
1,2,3-TRIMETHYLBENZENE		0.0059 U		0.0059 U	0.049 U	0.0059 U	2 U
1,2,4-TRICHLOROBENZENE		0.15 U		2.4	1.2 U	0.15 U	160 J
1,2,4-TRIMETHYLBENZENE		0.12 U		0.12 U	1 U	0.12 U	40 U
1,2-DIBROMO-3-CHLOROPROPANE		0.67 U		0.67 U	5.6 U	0.67 U	220 U
1,2-DIBROMOETHANE		0.24 U		0.24 U	2 U	0.24 U	80 U
1,2-DICHLOROBENZENE		0.13 U		3.6	1.1 U	0.13 U	43 U
1,2-DICHLOROETHANE		3.5		0.22 U	1.8 U	0.22 U	73 U
1,2-DICHLOROPROPANE		0.18 U		0.18 U	1.5 U	0.18 U	60 U
1,3-DICHLOROBENZENE		0.14 U		1.4	1.2 U	0.14 U	47 U
1,3-DICHLOROPROPANE		0.16 U		0.16 U	1.3 U	0.16 U	53 U
1,4-DICHLOROBENZENE		0.13 U		1.6	1.1 U	0.13 U	43 U
2,2-DICHLOROPROPANE		0.13 U		0.13 U	1.1 U	0.13 U	43 U
2-BUTANONE		0.57 U		0.57 U	4.8 UR	0.57 U	190 U
2-CHLOROETHYL VINYL ETHER		0.99 U		0.99 U	8.2 U	0.99 U	330 U
2-CHLOROTOLUENE		0.11 U		0.11 U	0.92 U	0.11 U	37 U
2-HEXANONE		0.41 U		0.41 U	3.4 U	0.41 U	140 U
4-CHLOROTOLUENE		0.18 U		0.18 U	1.5 U	0.18 U	60 U
4-ISOPROPYLTOLUENE		0.12 U		0.12 U	1 U	0.12 U	40 U

TABLE C-1

CHEMICAL RESULTS FOR GROUNDWATER SAMPLES, MAY-JUNE 2011
DUMP ROAD AREA
LOCKHEED MARTIN, MARTIN STATE AIRPORT, MIDDLE RIVER, MARYLAND

SAMPLE ID:	MW 16I-053111	MW16I-051811	MW 16S-053111	MW16S-051811	DMW17I-051911	MW17S-060611	MW18I-060611
LABORATORY ID:	9MJ1PN30	240-271-3	9MJ1N010	240-271-2	240-321-4	240-813-2	240-813-5
SAMPLE DATE:	5/31/2011	5/18/2011	5/31/2011	5/18/2011	5/19/2011	6/6/2011	6/6/2011
LOCATION:	MW 16I	MW16I	MW 16S	MW16S	DMW17I	MW17S	MW18I
4-METHYL-2-PENTANONE		0.32 U		0.32 U	2.7 U	0.32 U	110 U
ACETONE		1.8 J		1.8 J	9.2 U	1.1 U	370 U
BENZENE		0.64 J		7.7	1.1 U	0.13 U	43 U
BROMOBENZENE		0.13 U		0.13 U	1.1 U	0.13 U	43 U
BROMOCHLOROMETHANE		0.29 U		0.29 U	2.4 U	0.29 U	97 U
BROMODICHLOROMETHANE		0.15 U		0.15 U	1.2 U	0.15 U	50 U
BROMOFORM		0.64 U		0.64 U	5.3 U	0.64 U	210 U
BROMOMETHANE		0.41 U		0.41 U	3.4 U	0.41 U	140 U
CARBON DISULFIDE		0.13 U		0.48 J	1.1 U	0.13 U	43 U
CARBON TETRACHLORIDE		0.13 U		0.13 U	1.1 U	0.13 U	43 U
CHLOROBENZENE		0.15 U		0.76 J	1.2 U	0.15 U	50 U
CHLORODIBROMOMETHANE		0.18 U		0.18 U	1.5 U	0.18 U	60 U
CHLOROETHANE		0.29 U		0.54 J	2.4 U	0.29 U	97 U
CHLOROFORM		0.16 U		0.16 U	1.3 U	0.16 U	53 U
CHLOROMETHANE		0.3 U		0.3 U	2.5 U	0.3 U	100 U
CIS-1,2-DICHLOROETHENE		140 L		62 L	80	1.2	1300
CIS-1,3-DICHLOROPROPENE		0.14 U		0.14 U	1.2 U	0.14 U	47 U
DIBROMOMETHANE		0.28 U		0.28 U	2.3 U	0.28 U	93 U
DICHLORODIFLUOROMETHANE		0.31 U		0.31 U	2.6 U	0.31 U	100 U
DIISOPROPYL ETHER		1.5 U		2.6 J	12 U	1.5 U	500 U
ETHANE							8.1
ETHENE							67
ETHYL TERT-BUTYL ETHER		0.11 U		0.2 J	0.92 U	0.11 U	37 U
ETHYLBENZENE		0.17 U		0.17 U	1.4 U	0.17 U	57 U
HEXACHLOROBUTADIENE		0.3 U		0.3 U	2.5 U	0.3 U	100 U
ISOPROPYLBENZENE		0.13 U		0.13 U	1.1 U	0.13 U	43 U
M+P-XYLENES		0.24 U		0.24 U	2 U	0.24 U	80 U
METHANE							910

TABLE C-1

CHEMICAL RESULTS FOR GROUNDWATER SAMPLES, MAY-JUNE 2011
DUMP ROAD AREA
LOCKHEED MARTIN, MARTIN STATE AIRPORT, MIDDLE RIVER, MARYLAND

SAMPLE ID:	MW 16I-053111	MW16I-051811	MW 16S-053111	MW16S-051811	DMW17I-051911	MW17S-060611	MW18I-060611
LABORATORY ID:	9MJ1PN30	240-271-3	9MJ1N010	240-271-2	240-321-4	240-813-2	240-813-5
SAMPLE DATE:	5/31/2011	5/18/2011	5/31/2011	5/18/2011	5/19/2011	6/6/2011	6/6/2011
LOCATION:	MW 16I	MW16I	MW 16S	MW16S	DMW17I	MW17S	MW18I
METHYL TERT-BUTYL ETHER		0.17 U		0.17 U	1.4 U	0.17 U	57 U
METHYLENE CHLORIDE		0.33 U		0.33 U	2.8 U	0.33 U	110 U
NAPHTHALENE		0.24 U		0.24 U	2 U	0.24 U	80 U
N-BUTYLBENZENE		0.12 U		0.12 U	1 U	0.12 U	40 U
N-PROPYLBENZENE		0.14 U		0.14 U	1.2 U	0.14 U	47 U
O-XYLENE		0.14 U		0.14 U	1.2 U	0.14 U	47 U
SEC-BUTYLBENZENE		0.13 U		0.13 U	1.1 U	0.13 U	43 U
STYRENE		0.11 U		0.11 U	0.92 U	0.11 U	37 U
TERT-AMYL METHYL ETHER		0.067 U		0.067 U	0.56 U	0.067 U	22 U
TERT-BUTYLBENZENE		0.13 U		0.13 U	1.1 U	0.13 U	43 U
TERTIARY-BUTYL ALCOHOL		3.9 UR		6.6 J	32 UR	3.9 UR	1300 UR
TETRACHLOROETHENE		0.29 U		0.29 U	2.4 U	0.29 U	97 U
TOLUENE		0.13 U		0.13 U	1.1 U	0.13 U	43 U
TOTAL XYLENES		0.28 U		0.28 U	2.3 U	0.28 U	93 U
TRANS-1,2-DICHLOROETHENE		2.6		0.19 U	1.6 U	0.19 U	63 U
TRANS-1,3-DICHLOROPROPENE		0.19 U		0.19 U	1.6 U	0.19 U	63 U
TRICHLOROETHENE		590 L		0.17 U	480	0.17 U	11000
TRICHLOROFLUOROMETHANE		0.21 U		0.21 U	1.8 U	0.21 UJ	70 UJ
VINYL ACETATE		0.19 UR		0.19 UR	1.6 UR	0.19 UR	63 UR
VINYL CHLORIDE		14		130 L	6.9 J	6.9	620
SEMIVOLATILES (ug/l)							
1,4-DIOXANE		0.47 U		220	0.47 U	0.49 U	140
TOTAL METALS (ug/l)							
ANTIMONY		0.34 B		0.15 B	0.13 U	0.31 B	0.47 B
ARSENIC		41		2.7 J	7.1	8.6	1.7 J
BARIUM		70		38	14	96	51 J
BERYLLIUM		1.1		0.83 J	0.2 U	0.092 U	5.4
CADMIUM		0.24 J		0.13 U	0.13 U	0.046 U	140 J

TABLE C-1

CHEMICAL RESULTS FOR GROUNDWATER SAMPLES, MAY-JUNE 2011
DUMP ROAD AREA
LOCKHEED MARTIN, MARTIN STATE AIRPORT, MIDDLE RIVER, MARYLAND

SAMPLE ID:	MW 16I-053111	MW16I-051811	MW 16S-053111	MW16S-051811	DMW17I-051911	MW17S-060611	MW18I-060611
LABORATORY ID:	9MJ1PN30	240-271-3	9MJ1N010	240-271-2	240-321-4	240-813-2	240-813-5
SAMPLE DATE:	5/31/2011	5/18/2011	5/31/2011	5/18/2011	5/19/2011	6/6/2011	6/6/2011
LOCATION:	MW 16I	MW16I	MW 16S	MW16S	DMW17I	MW17S	MW18I
CHROMIUM		2.2		2.9	1.3 J	8.8	4.8 J
COBALT		31		66	13	1.2	360 J
COPPER		2 B		0.29 U	1.8 B	6.2	120 J
LEAD		5.6		0.36 J	0.18 U	4 J	1.5 J
MERCURY		0.12 UL		0.12 UL	0.12 U	0.12 U	0.12 U
MOLYBDENUM		1.5 B		2.2 B	0.25 B	1.8 B	0.42 U
NICKEL		42		76	17	4	200 J
SELENIUM		0.65 J		0.57 U	0.57 U	0.45 J	9.6
SILVER		0.08 U		0.08 U	0.08 U	0.014 U	0.014 U
THALLIUM		0.45 B		1 B	0.14 U	0.33 B	0.54 B
TUNGSTEN		0.44 B		1.3 B	0.37 U	0.43 B	1.6 U
VANADIUM		3 J		2.5 J	2.1 J	15 J	6.9 J
ZINC		83 B		17 B	43 B	11 J	430 J
FILTERED METALS (ug/l)							
ANTIMONY		0.15 B		0.17 B	0.13 U	0.13 B	0.13 B
ARSENIC		31		2.5 J	6.1	6.6 J	1.1 J
BARIUM		13		38	9.6	74	50 J
BERYLLIUM		0.26 J		0.74 J	0.2 U	0.092 U	3.4
CADMIUM		0.13 U		0.13 U	0.13 U	0.046 U	140 J
CHROMIUM		0.71 U		2.7	0.71 U	0.58 B	3 J
COBALT		14		65	12	0.62 B	380 J
COPPER		1 B		0.41 B	0.52 J	0.42 J	26 J
LEAD		0.9 U		0.18 U	0.18 U	0.2 B	0.39 B
MERCURY		0.12 U		0.12 U	0.12 U	0.12 U	0.12 U
MOLYBDENUM		0.76 B		2.1 B	0.19 B	0.47 B	0.42 U
NICKEL		19		76	16	0.63 U	220 J
SELENIUM		0.57 U		0.57 J	0.57 U	0.32 U	7.4
SILVER		0.08 U		0.08 U	0.08 U	0.014 U	0.014 U

TABLE C-1

CHEMICAL RESULTS FOR GROUNDWATER SAMPLES, MAY-JUNE 2011
DUMP ROAD AREA
LOCKHEED MARTIN, MARTIN STATE AIRPORT, MIDDLE RIVER, MARYLAND

SAMPLE ID:	MW 16I-053111	MW16I-051811	MW 16S-053111	MW16S-051811	DMW17I-051911	MW17S-060611	MW18I-060611
LABORATORY ID:	9MJ1PN30	240-271-3	9MJ1N010	240-271-2	240-321-4	240-813-2	240-813-5
SAMPLE DATE:	5/31/2011	5/18/2011	5/31/2011	5/18/2011	5/19/2011	6/6/2011	6/6/2011
LOCATION:	MW 16I	MW16I	MW 16S	MW16S	DMW17I	MW17S	MW18I
THALLIUM		0.31 B		1 B	0.14 U	0.22 B	0.54 B
TUNGSTEN		0.37 U		1.5 B	0.37 U	0.16 U	0.35 B
VANADIUM		0.79 J		2 J	0.77 J	0.66 J	3 J
ZINC		42 B		4.9 B	21 B	2.4 J	440 J
MISCELLANEOUS (mg/l)							
ALKALINITY							28
AMMONIA-N							2.2
CHLORIDE							280
DISSOLVED ORGANIC CARBON							96
NITRATE-N							0.023 U
NITRITE-N							0.012 U
ORTHOPHOSPHATE							0.044 U
ORTHOPHOSPHATE-P							
SULFATE							490
TOTAL DISSOLVED SOLIDS							1200
MISCELLANEOUS (ug/l)							
BROMOACETIC ACID							
CHLOROACETIC ACID							
DIBROMOACETIC ACID							
DICHLOROACETIC ACID							
HEXAVALENT CHROMIUM		0.01 U		0.01 U	0.01 U	0.01 U	0.01 U
PERCHLORATE		0.36 U		1.8 U	0.86 J	0.36 U	1.8 U
TRICHLOROACETIC ACID							
PETROLEUM HYDROCARBONS (ug/l)							
DIESEL RANGE ORGANICS				310 L		250 U	
GASOLINE RANGE ORGANICS				92 B		37 B	
RADIONUCLIDES (pC/l)							
RADIUM-224/226	0.701		0.0413 U				

TABLE C-1

CHEMICAL RESULTS FOR GROUNDWATER SAMPLES, MAY-JUNE 2011
DUMP ROAD AREA
LOCKHEED MARTIN, MARTIN STATE AIRPORT, MIDDLE RIVER, MARYLAND

SAMPLE ID:	MW 16I-053111	MW16I-051811	MW 16S-053111	MW16S-051811	DMW17I-051911	MW17S-060611	MW18I-060611
LABORATORY ID:	9MJ1PN30	240-271-3	9MJ1N010	240-271-2	240-321-4	240-813-2	240-813-5
SAMPLE DATE:	5/31/2011	5/18/2011	5/31/2011	5/18/2011	5/19/2011	6/6/2011	6/6/2011
LOCATION:	MW 16I	MW16I	MW 16S	MW16S	DMW17I	MW17S	MW18I
RADIUM-228	0.716 J		0.737 J				
TENTATIVELY IDENTIFIED VOLATILE (ug/l)							
1,1,2-TRICHLOROETHANE		4.2 NJ			3 NJ		
1,4-DIOXANE				360 NJ			
2-METHYLNAPHTHALENE							
CYCLOHEXANE				0.59 NJ			
CYCLOHEXANE, 1,3-DIMETHYL-, CIS-							
DI-SEC-BUTYL ETHER							
ISOBUTYL ALCOHOL							
METHYLCYCLOHEXANE				0.96 NJ			
N-BUTANOL							
N-BUTYL ETHER							
PENTANE, 2,3,3-TRIMETHYL-							
SILANOL, DIMETHYL(1,1,2-TRIMETHYLPROPYL)							
SILANOL, TRIMETHYL-							
TERT-BUTYLDIMETHYLSILANOL							
TETRAHYDROFURAN				0.71 NJ			
THIIRANE							

TABLE C-1

CHEMICAL RESULTS FOR GROUNDWATER SAMPLES, MAY-JUNE 2011
DUMP ROAD AREA
LOCKHEED MARTIN, MARTIN STATE AIRPORT, MIDDLE RIVER, MARYLAND

SAMPLE ID:	MW18S-060611	MW19D-060111	MW19I-060111	MW20D-051711	MW20I-051711	MW20S-051711	MW20S-051711-A
LABORATORY ID:	240-813-8	240-690-4	240-690-2	240-209-4	240-209-3	240-209-2	240-209-2
SAMPLE DATE:	6/6/2011	6/1/2011	6/1/2011	5/17/2011	5/17/2011	5/17/2011	5/17/2011
LOCATION:	MW18S	MW19D	MW19I	MW20D	MW20I	MW20S	MW20S
VOLATILES (ug/l)							
1,1,1,2-TETRACHLOROETHANE	26 U	0.23 U	1.2 U	0.23 U	2.9 U	12 U	
1,1,1-TRICHLOROETHANE	25 U	0.22 U	1.1 U	0.22 U	2.8 U	11 U	
1,1,2,2-TETRACHLOROETHANE	20 U	0.18 U	0.9 U	0.18 U	2.3 U	9 U	
1,1,2-TRICHLOROTRIFLUOROETHANE	32 U	0.28 U	1.4 U	0.28 U	3.5 U	14 U	
1,1-DICHLOROETHANE	17 U	0.15 U	0.75 U	0.15 U	1.9 U	7.5 U	
1,1-DICHLOROETHENE	21 U	0.19 U	0.95 U	0.19 U	3.4 J	16 J	
1,1-DICHLOROPROPENE	15 U	0.13 U	0.65 U	0.13 U	1.6 U	6.5 U	
1,2,3-TRICHLOROBENZENE	19 U	0.17 U	0.85 U	0.17 U	2.1 U	8.5 U	
1,2,3-TRICHLOROPROPANE	49 U	0.43 U	2.2 U	0.43 U	5.4 U	22 U	
1,2,3-TRIMETHYLBENZENE	0.67 U	0.0059 U	0.03 U	0.0059 U	0.074 U	0.3 U	
1,2,4-TRICHLOROBENZENE	17 U	0.15 U	0.75 U	0.15 U	1.9 U	7.5 U	
1,2,4-TRIMETHYLBENZENE	14 U	0.12 U	0.6 U	0.12 U	1.5 U	7.3 J	
1,2-DIBROMO-3-CHLOROPROPANE	76 U	0.67 U	3.4 U	0.67 U	8.4 U	34 U	
1,2-DIBROMOETHANE	27 U	0.24 U	1.2 U	0.24 U	3 U	12 U	
1,2-DICHLOROBENZENE	15 U	0.13 U	0.65 U	0.13 U	1.6 U	6.5 U	
1,2-DICHLOROETHANE	25 U	0.22 U	2.5 J	0.51 J	2.8 U	11 U	
1,2-DICHLOROPROPANE	20 U	0.18 U	0.9 U	0.18 U	2.3 U	9 U	
1,3-DICHLOROBENZENE	16 U	0.14 U	0.7 U	0.14 U	1.8 U	7 U	
1,3-DICHLOROPROPANE	18 U	0.16 U	0.8 U	0.16 U	2 U	8 U	
1,4-DICHLOROBENZENE	15 U	0.13 U	0.65 U	0.13 U	1.6 U	6.5 U	
2,2-DICHLOROPROPANE	15 U	0.13 U	0.65 U	0.13 U	1.6 U	6.5 U	
2-BUTANONE	64 U	0.57 U	2.9 U	0.57 UR	40 J	29 UR	
2-CHLOROETHYL VINYL ETHER	110 U	0.99 U	5 U	0.99 U	12 U	50 U	
2-CHLOROTOLUENE	12 U	0.11 U	0.55 U	0.11 U	1.4 U	5.5 U	
2-HEXANONE	46 U	0.41 U	2.1 U	0.41 U	5.1 U	21 U	
4-CHLOROTOLUENE	20 U	0.18 U	0.9 U	0.18 U	2.3 U	9 U	
4-ISOPROPYLTOLUENE	14 U	0.12 U	0.6 U	0.12 U	1.5 U	6 U	

TABLE C-1

CHEMICAL RESULTS FOR GROUNDWATER SAMPLES, MAY-JUNE 2011
DUMP ROAD AREA
LOCKHEED MARTIN, MARTIN STATE AIRPORT, MIDDLE RIVER, MARYLAND

SAMPLE ID:	MW18S-060611	MW19D-060111	MW19I-060111	MW20D-051711	MW20I-051711	MW20S-051711	MW20S-051711-A
LABORATORY ID:	240-813-8	240-690-4	240-690-2	240-209-4	240-209-3	240-209-2	240-209-2
SAMPLE DATE:	6/6/2011	6/1/2011	6/1/2011	5/17/2011	5/17/2011	5/17/2011	5/17/2011
LOCATION:	MW18S	MW19D	MW19I	MW20D	MW20I	MW20S	MW20S
4-METHYL-2-PENTANONE	36 U	0.32 U	1.6 U	0.32 U	4 U	16 U	
ACETONE	120 U	1.1 U	5.5 U	1.1 U	14 U	55 U	
BENZENE	15 U	0.13 U	1.1 J	0.13 U	2 J	23 J	
BROMOBENZENE	15 U	0.13 U	0.65 U	0.13 U	1.6 U	6.5 U	
BROMOCHLOROMETHANE	33 U	0.29 U	1.5 U	0.29 U	3.6 U	15 U	
BROMODICHLOROMETHANE	17 U	0.15 U	0.75 U	0.15 U	1.9 U	7.5 U	
BROMOFORM	72 U	0.64 U	3.2 U	0.64 U	8 U	32 U	
BROMOMETHANE	46 U	0.41 U	2.1 U	0.41 U	5.1 U	21 U	
CARBON DISULFIDE	15 U	0.13 U	0.65 U	0.13 U	1.6 U	6.5 U	
CARBON TETRACHLORIDE	15 U	0.13 U	0.65 U	0.13 U	1.6 U	6.5 U	
CHLOROBENZENE	17 U	0.15 U	0.75 U	0.15 U	33	620	
CHLORODIBROMOMETHANE	20 U	0.18 U	0.9 U	0.18 U	2.3 U	9 U	
CHLOROETHANE	33 U	0.29 U	1.5 U	0.29 U	3.6 U	15 U	
CHLOROFORM	18 U	0.16 U	0.8 U	0.16 U	2 U	8 U	
CHLOROMETHANE	34 U	0.3 U	1.5 U	0.3 U	3.8 U	15 U	
CIS-1,2-DICHLOROETHENE	280	0.59 J	150	1.7	460	1300	
CIS-1,3-DICHLOROPROPENE	16 U	0.14 U	0.7 U	0.14 U	1.8 U	7 U	
DIBROMOMETHANE	32 U	0.28 U	1.4 U	0.28 U	3.5 U	14 U	
DICHLORODIFLUOROMETHANE	35 U	0.31 U	1.6 U	0.31 U	3.9 U	16 U	
DIISOPROPYL ETHER	170 U	1.5 U	7.5 U	1.5 U	19 U	75 U	
ETHANE	2.4						
ETHENE	12						
ETHYL TERT-BUTYL ETHER	12 U	0.11 U	0.55 U	0.11 U	1.4 U	5.5 U	
ETHYLBENZENE	19 U	0.17 U	0.85 U	0.17 U	2.1 U	10 J	
HEXACHLOROBUTADIENE	34 U	0.3 U	1.5 U	0.3 U	3.8 U	15 U	
ISOPROPYLBENZENE	15 U	0.13 U	0.65 U	0.13 U	1.6 U	6.5 U	
M+P-XYLENES	27 U	0.24 U	1.2 U	0.24 U	3 U	14 J	
METHANE	480						

TABLE C-1

CHEMICAL RESULTS FOR GROUNDWATER SAMPLES, MAY-JUNE 2011
DUMP ROAD AREA
LOCKHEED MARTIN, MARTIN STATE AIRPORT, MIDDLE RIVER, MARYLAND

SAMPLE ID:	MW18S-060611	MW19D-060111	MW19I-060111	MW20D-051711	MW20I-051711	MW20S-051711	MW20S-051711-A
LABORATORY ID:	240-813-8	240-690-4	240-690-2	240-209-4	240-209-3	240-209-2	240-209-2
SAMPLE DATE:	6/6/2011	6/1/2011	6/1/2011	5/17/2011	5/17/2011	5/17/2011	5/17/2011
LOCATION:	MW18S	MW19D	MW19I	MW20D	MW20I	MW20S	MW20S
METHYL TERT-BUTYL ETHER	19 U	0.17 U	0.85 U	0.17 U	2.1 U	8.5 U	
METHYLENE CHLORIDE	37 U	0.33 U	4 J	0.33 U	4.1 U	17 U	
NAPHTHALENE	27 U	0.24 U	1.2 U	0.24 U	3 U	12 U	
N-BUTYLBENZENE	14 U	0.12 U	0.6 U	0.12 U	1.5 U	6 U	
N-PROPYLBENZENE	16 U	0.14 U	0.7 U	0.14 U	1.8 U	7 U	
O-XYLENE	16 U	0.14 U	0.7 U	0.14 U	1.8 U	10 J	
SEC-BUTYLBENZENE	15 U	0.13 U	0.65 U	0.13 U	1.6 U	6.5 U	
STYRENE	12 U	0.11 U	0.55 U	0.11 U	1.4 U	5.5 U	
TERT-AMYL METHYL ETHER	7.6 U	0.067 U	0.34 U	0.067 U	0.84 U	3.4 U	
TERT-BUTYLBENZENE	15 U	0.13 U	0.65 U	0.13 U	1.6 U	6.5 U	
TERTIARY-BUTYL ALCOHOL	440 UR	4.3 J	20 UR	3.9 UR	49 UR	200 UR	
TETRACHLOROETHENE	33 U	0.29 U	1.5 U	0.29 U	3.6 U	15 U	
TOLUENE	15 U	0.13 U	0.65 U	0.13 U	1.6 U	9.8 J	
TOTAL XYLENES	32 U	0.28 U	1.4 U	0.28 U	3.5 U	24 J	
TRANS-1,2-DICHLOROETHENE	21 U	0.19 U	1.4 J	0.19 U	2.4 U	11 J	
TRANS-1,3-DICHLOROPROPENE	21 U	0.19 U	0.95 U	0.19 U	2.4 U	9.5 U	
TRICHLOROETHENE	2500	5.3	95	13	65	320	
TRICHLOROFLUOROMETHANE	24 UJ	0.21 U	1.1 U	0.21 U	2.6 U	11 U	
VINYL ACETATE	21 UR	0.19 U	0.95 U	0.19 UR	2.4 UR	9.5 UR	
VINYL CHLORIDE	110	0.27 J	73	0.22 U	220	840	
SEMIVOLATILES (ug/l)							
1,4-DIOXANE	42	0.49 U	17	2.3	8.6	190	
TOTAL METALS (ug/l)							
ANTIMONY	0.47 B	0.18 B	0.2 B	0.19 B	0.13 U	0.28 B	
ARSENIC	1.8 J	2.3 J	1.6 J	0.4 U	4.6 J	13	
BARIUM	48	70	61	140	16	19	
BERYLLIUM	0.092 U	1.5	1.3	0.92 J	0.2 U	0.76 J	
CADMIUM	1.9	2.1	0.64 J	5.2	0.13 U	0.13 U	

TABLE C-1

CHEMICAL RESULTS FOR GROUNDWATER SAMPLES, MAY-JUNE 2011
DUMP ROAD AREA
LOCKHEED MARTIN, MARTIN STATE AIRPORT, MIDDLE RIVER, MARYLAND

SAMPLE ID:	MW18S-060611	MW19D-060111	MW19I-060111	MW20D-051711	MW20I-051711	MW20S-051711	MW20S-051711-A
LABORATORY ID:	240-813-8	240-690-4	240-690-2	240-209-4	240-209-3	240-209-2	240-209-2
SAMPLE DATE:	6/6/2011	6/1/2011	6/1/2011	5/17/2011	5/17/2011	5/17/2011	5/17/2011
LOCATION:	MW18S	MW19D	MW19I	MW20D	MW20I	MW20S	MW20S
CHROMIUM	2.5	10 J	4.2 J	1.3 J	0.71 U	3	
COBALT	93	220 J	74 J	83	16	2.7	
COPPER	1.5 J	0.23 U	0.68 J	12	0.29 U	1.9 B	
LEAD	0.3 B	0.37 B	0.63 B	0.18 U	0.29 J	3.2	
MERCURY	0.12 U	0.12 U	0.12 U	0.12 U	0.12 U	0.12 U	
MOLYBDENUM	0.42 U	0.42 U	0.72 J	0.31 B	0.54 B	1 B	
NICKEL	57	100 J	54 J	56	3	1.5 J	
SELENIUM	2.2 J	0.91 J	1.6 J	0.64 J	0.57 U	3.7 J	
SILVER	0.014 U	0.014 U	0.014 U	0.08 U	0.08 U	0.08 U	
THALLIUM	0.23 B	0.28 B	0.38 B	0.24 B	0.19 B	0.32 B	
TUNGSTEN	0.16 U	0.32 B	0.79 B	0.37 U	0.37 U	0.66 B	
VANADIUM	0.94 J	4.8 J	4.8 J	0.44 U	0.95 J	9.8 J	
ZINC	89	250 J	84 J	200	3.6 B	19 B	
FILTERED METALS (ug/l)							
ANTIMONY	0.41 B	0.092 B	0.091 B	0.13 U	0.13 U	0.14 B	
ARSENIC	1.4 J	2.1 J	1.5 J	0.4 U	4.5 J	12	
BARIUM	44	67	60	130	15	16	
BERYLLIUM	0.092 U	1.5	1.4	0.95 J	0.2 U	0.77 J	
CADMIUM	0.41 J	2 J	0.81 J	5.6	0.13 U	0.13 U	
CHROMIUM	1.9 J	9.6 J	2.7 J	0.71 U	0.71 U	1.7 J	
COBALT	78	220 J	75 J	82	15	2.8	
COPPER	1.4 J	0.35 J	0.23 U	15	0.29 U	0.63 B	
LEAD	0.24 B	0.31 B	0.19 B	0.18 U	0.18 U	0.18 U	
MERCURY	0.12 U	0.12 U	0.12 U	0.12 U	0.12 U	0.12 U	
MOLYBDENUM	0.42 U	0.42 U	0.49 B	0.14 B	0.39 B	0.52 B	
NICKEL	49	94 J	54 J	56	2.7	2.1	
SELENIUM	2.2 J	0.82 J	1.5 J	0.57 U	0.57 U	3.3 J	
SILVER	0.014 U	0.014 U	0.014 U	0.08 U	0.08 U	0.08 U	

TABLE C-1

CHEMICAL RESULTS FOR GROUNDWATER SAMPLES, MAY-JUNE 2011
DUMP ROAD AREA
LOCKHEED MARTIN, MARTIN STATE AIRPORT, MIDDLE RIVER, MARYLAND

SAMPLE ID:	MW18S-060611	MW19D-060111	MW19I-060111	MW20D-051711	MW20I-051711	MW20S-051711	MW20S-051711-A
LABORATORY ID:	240-813-8	240-690-4	240-690-2	240-209-4	240-209-3	240-209-2	240-209-2
SAMPLE DATE:	6/6/2011	6/1/2011	6/1/2011	5/17/2011	5/17/2011	5/17/2011	5/17/2011
LOCATION:	MW18S	MW19D	MW19I	MW20D	MW20I	MW20S	MW20S
THALLIUM	0.22 B	0.23 B	0.27 B	0.21 B	0.16 B	0.27 B	
TUNGSTEN	0.16 U	0.51 B	0.52 B	0.37 U	0.37 U	0.42 B	
VANADIUM	0.42 J	4.6 J	4 J	0.44 U	0.91 J	6.5 J	
ZINC	77	230 J	71 J	210	4 B	5.7 B	
MISCELLANEOUS (mg/l)							
ALKALINITY	160						
AMMONIA-N	8.6						
CHLORIDE	430						
DISSOLVED ORGANIC CARBON	35						
NITRATE-N	0.36						
NITRITE-N	0.12 U						
ORTHOPHOSPHATE	0.19 J						
ORTHOPHOSPHATE-P							
SULFATE	1500						
TOTAL DISSOLVED SOLIDS	2900						
MISCELLANEOUS (ug/l)							
BROMOACETIC ACID							
CHLOROACETIC ACID							
DIBROMOACETIC ACID							
DICHLOROACETIC ACID							
HEXAVALENT CHROMIUM	0.01 U	0.01 U	0.01 U	0.01 UL	0.01 UL	0.01 UL	
PERCHLORATE	3.6 U	0.36 U	0.36 U	0.36 U	0.72 U	3.6 U	
TRICHLOROACETIC ACID							
PETROLEUM HYDROCARBONS (ug/l)							
DIESEL RANGE ORGANICS	950						
GASOLINE RANGE ORGANICS	1000 J						2000
RADIONUCLIDES (pC/l)							
RADIUM-224/226							

TABLE C-1

CHEMICAL RESULTS FOR GROUNDWATER SAMPLES, MAY-JUNE 2011
DUMP ROAD AREA
LOCKHEED MARTIN, MARTIN STATE AIRPORT, MIDDLE RIVER, MARYLAND

SAMPLE ID:	MW18S-060611	MW19D-060111	MW19I-060111	MW20D-051711	MW20I-051711	MW20S-051711	MW20S-051711-A
LABORATORY ID:	240-813-8	240-690-4	240-690-2	240-209-4	240-209-3	240-209-2	240-209-2
SAMPLE DATE:	6/6/2011	6/1/2011	6/1/2011	5/17/2011	5/17/2011	5/17/2011	5/17/2011
LOCATION:	MW18S	MW19D	MW19I	MW20D	MW20I	MW20S	MW20S
RADIUM-228							
TENTATIVELY IDENTIFIED VOLATILE (ug/l)							
1,1,2-TRICHLOROETHANE							
1,4-DIOXANE							
2-METHYLNAPHTHALENE						30 NJ	
CYCLOHEXANE						55 NJ	
CYCLOHEXANE, 1,3-DIMETHYL-, CIS-							
DI-SEC-BUTYL ETHER							
ISOBUTYL ALCOHOL		8.7 JN					
METHYLCYCLOHEXANE						44 NJ	
N-BUTANOL							
N-BUTYL ETHER							
PENTANE, 2,3,3-TRIMETHYL-							
SILANOL, DIMETHYL(1,1,2-TRIMETHYLPROPYL)							
SILANOL, TRIMETHYL-		3.7 JN					
TERT-BUTYLDIMETHYLSILANOL							
TETRAHYDROFURAN				4.5 NJ			
THIIRANE							

TABLE C-1

CHEMICAL RESULTS FOR GROUNDWATER SAMPLES, MAY-JUNE 2011
DUMP ROAD AREA
LOCKHEED MARTIN, MARTIN STATE AIRPORT, MIDDLE RIVER, MARYLAND

SAMPLE ID:	MW20S-051711RA-A	MW22D-060211	MW23D-060211	MW23S-060211	MW24I-060211	MW24S-060211	MW25I-060311
LABORATORY ID:	240-209-2	240-726-6	240-726-4	240-726-2	240-726-5	240-726-3	240-774-2
SAMPLE DATE:	5/17/2011	6/2/2011	6/2/2011	6/2/2011	6/2/2011	6/2/2011	6/3/2011
LOCATION:	MW20S	MW22D	MW23D	MW23S	MW24I	MW24S	MW25I
VOLATILES (ug/l)							
1,1,1,2-TETRACHLOROETHANE		0.23 U	0.23 U	0.23 U	0.92 U	0.23 U	0.23 U
1,1,1-TRICHLOROETHANE		0.22 U	0.22 U	0.22 U	0.88 U	0.22 U	0.22 U
1,1,2,2-TETRACHLOROETHANE		0.18 U	0.18 U	0.18 U	0.72 U	0.18 U	0.18 U
1,1,2-TRICHLOROTRIFLUOROETHANE		0.28 U	0.28 U	0.28 U	1.1 U	0.28 U	0.28 U
1,1-DICHLOROETHANE		0.15 U	0.15 U	0.15 U	0.6 U	0.15 U	0.15 U
1,1-DICHLOROETHENE		0.19 U	0.19 U	0.19 U	0.76 U	0.19 U	0.19 U
1,1-DICHLOROPROPENE		0.13 U	0.13 U	0.13 U	0.52 U	0.13 U	0.13 U
1,2,3-TRICHLOROBENZENE		0.17 U	0.17 U	0.17 U	0.68 U	0.17 U	0.17 U
1,2,3-TRICHLOROPROPANE		0.43 U	0.43 U	0.43 U	1.7 U	0.43 U	0.43 U
1,2,3-TRIMETHYLBENZENE		0.0059 U	0.0059 U	0.0059 U	0.024 U	0.0059 U	0.0059 U
1,2,4-TRICHLOROBENZENE		0.15 U	0.15 U	0.15 U	0.6 U	0.15 U	0.15 U
1,2,4-TRIMETHYLBENZENE		0.12 U	0.12 U	0.12 U	0.48 U	0.12 U	0.12 U
1,2-DIBROMO-3-CHLOROPROPANE		0.67 U	0.67 U	0.67 U	2.7 U	0.67 U	0.67 U
1,2-DIBROMOETHANE		0.24 U	0.24 U	0.24 U	0.96 U	0.24 U	0.24 U
1,2-DICHLOROBENZENE		0.13 U	0.13 U	0.27 J	0.52 U	0.13 U	0.13 U
1,2-DICHLOROETHANE		0.22 U	0.22 U	0.22 U	0.88 U	0.22 U	0.22 U
1,2-DICHLOROPROPANE		0.18 U	0.18 U	0.18 U	0.72 U	0.18 U	0.18 U
1,3-DICHLOROBENZENE		0.14 U	0.14 U	0.14 U	0.56 U	0.14 U	0.14 U
1,3-DICHLOROPROPANE		0.16 U	0.16 U	0.16 U	0.64 U	0.16 U	0.16 U
1,4-DICHLOROBENZENE		0.13 U	0.13 U	0.13 U	0.52 U	0.13 U	0.13 U
2,2-DICHLOROPROPANE		0.13 U	0.13 U	0.13 U	0.52 U	0.13 U	0.13 U
2-BUTANONE		0.57 U	0.57 U	0.57 U	2.3 U	0.57 U	0.57 U
2-CHLOROETHYL VINYL ETHER		0.99 U	0.99 U	0.99 U	4 U	0.99 U	0.99 UR
2-CHLOROTOLUENE		0.11 U	0.11 U	0.11 U	0.44 U	0.11 U	0.11 U
2-HEXANONE		0.41 U	0.41 U	0.41 U	1.6 U	0.41 U	0.41 U
4-CHLOROTOLUENE		0.18 U	0.18 U	0.18 U	0.72 U	0.18 U	0.18 U
4-ISOPROPYLTOLUENE		0.12 U	0.12 U	0.12 U	0.48 U	0.12 U	0.12 U

TABLE C-1

CHEMICAL RESULTS FOR GROUNDWATER SAMPLES, MAY-JUNE 2011
DUMP ROAD AREA
LOCKHEED MARTIN, MARTIN STATE AIRPORT, MIDDLE RIVER, MARYLAND

SAMPLE ID:	MW20S-051711RA-A	MW22D-060211	MW23D-060211	MW23S-060211	MW24I-060211	MW24S-060211	MW25I-060311
LABORATORY ID:	240-209-2	240-726-6	240-726-4	240-726-2	240-726-5	240-726-3	240-774-2
SAMPLE DATE:	5/17/2011	6/2/2011	6/2/2011	6/2/2011	6/2/2011	6/2/2011	6/3/2011
LOCATION:	MW20S	MW22D	MW23D	MW23S	MW24I	MW24S	MW25I
4-METHYL-2-PENTANONE		0.32 U	0.32 U	0.32 U	1.3 U	0.32 U	0.32 U
ACETONE		1.1 U	1.1 U	1.8 B	13 B	1.4 B	1.1 U
BENZENE		0.13 U	0.13 U	3.2	0.52 U	0.13 U	0.13 U
BROMOBENZENE		0.13 U	0.13 U	0.13 U	0.52 U	0.13 U	0.13 U
BROMOCHLOROMETHANE		0.29 U	0.29 U	0.29 U	1.2 U	0.29 U	0.29 U
BROMODICHLOROMETHANE		0.15 U	0.15 U	0.15 U	0.6 U	0.15 U	0.15 U
BROMOFORM		0.64 U	0.64 U	0.64 U	2.6 U	0.64 U	0.64 U
BROMOMETHANE		0.41 U	0.41 U	0.41 U	1.6 U	0.41 U	0.41 U
CARBON DISULFIDE		0.13 U	0.13 U	0.13 U	0.52 U	0.13 U	0.13 U
CARBON TETRACHLORIDE		0.13 U	6.2	0.13 U	1.6 J	0.13 U	0.13 U
CHLOROBENZENE		0.15 U	0.15 U	0.15 U	0.6 U	0.15 U	0.15 U
CHLORODIBROMOMETHANE		0.18 U	0.18 U	0.18 U	0.72 U	0.18 U	0.18 U
CHLOROETHANE		0.29 U	0.29 U	0.29 U	1.2 U	0.29 U	0.29 U
CHLOROFORM		0.16 U	3.7	0.16 U	0.64 U	0.16 U	0.16 U
CHLOROMETHANE		0.3 U	0.3 U	0.3 U	1.2 U	0.3 U	0.3 U
CIS-1,2-DICHLOROETHENE		0.17 U	0.17 U	3	0.68 U	0.17 U	0.17 U
CIS-1,3-DICHLOROPROPENE		0.14 U	0.14 U	0.14 U	0.56 U	0.14 U	0.14 U
DIBROMOMETHANE		0.28 U	0.28 U	0.28 U	1.1 U	0.28 U	0.28 U
DICHLORODIFLUOROMETHANE		0.31 U	0.31 U	0.31 U	1.2 U	0.31 U	0.31 U
DIISOPROPYL ETHER		1.5 U	1.5 U	1.5 U	6 U	1.5 U	1.5 U
ETHANE							
ETHENE							
ETHYL TERT-BUTYL ETHER		0.11 U	0.11 U	0.11 U	0.44 U	0.11 U	0.11 U
ETHYLBENZENE		0.17 U	0.17 U	0.17 U	0.68 U	0.17 U	0.17 U
HEXACHLOROBUTADIENE		0.3 U	0.3 U	0.3 U	1.2 U	0.3 U	0.3 U
ISOPROPYLBENZENE		0.13 U	0.13 U	0.13 U	0.52 U	0.13 U	0.13 U
M+P-XYLENES		0.24 U	0.24 U	0.24 U	0.96 U	0.24 U	0.24 U
METHANE							

TABLE C-1

CHEMICAL RESULTS FOR GROUNDWATER SAMPLES, MAY-JUNE 2011
DUMP ROAD AREA
LOCKHEED MARTIN, MARTIN STATE AIRPORT, MIDDLE RIVER, MARYLAND

SAMPLE ID:	MW20S-051711RA-A	MW22D-060211	MW23D-060211	MW23S-060211	MW24I-060211	MW24S-060211	MW25I-060311
LABORATORY ID:	240-209-2	240-726-6	240-726-4	240-726-2	240-726-5	240-726-3	240-774-2
SAMPLE DATE:	5/17/2011	6/2/2011	6/2/2011	6/2/2011	6/2/2011	6/2/2011	6/3/2011
LOCATION:	MW20S	MW22D	MW23D	MW23S	MW24I	MW24S	MW25I
METHYL TERT-BUTYL ETHER		0.17 U	0.17 U	0.17 U	0.68 U	0.17 U	0.17 U
METHYLENE CHLORIDE		0.33 U	0.33 U	0.33 U	3.2 B	0.33 U	0.33 U
NAPHTHALENE		0.24 U	0.24 U	0.24 U	0.96 U	0.24 U	0.24 U
N-BUTYLBENZENE		0.12 U	0.12 U	0.12 U	0.48 U	0.12 U	0.12 U
N-PROPYLBENZENE		0.14 U	0.14 U	0.14 U	0.56 U	0.14 U	0.14 U
O-XYLENE		0.14 U	0.14 U	0.14 U	0.56 U	0.14 U	0.14 U
SEC-BUTYLBENZENE		0.13 U	0.13 U	0.13 U	0.52 U	0.13 U	0.13 U
STYRENE		0.11 U	0.11 U	0.11 U	0.44 U	0.11 U	0.11 U
TERT-AMYL METHYL ETHER		0.067 U	0.067 U	0.067 U	0.27 U	0.067 U	0.067 U
TERT-BUTYLBENZENE		0.13 U	0.13 U	0.4 J	0.52 U	0.13 U	0.13 U
TERTIARY-BUTYL ALCOHOL		3.9 UR	3.9 UR	3.9 UR	16 UR	3.9 UR	3.9 UR
TETRACHLOROETHENE		0.29 U	0.29 U	0.29 U	1.2 U	0.29 U	0.29 U
TOLUENE		0.13 U	0.13 U	0.13 U	0.52 U	0.13 U	0.13 U
TOTAL XYLENES		0.28 U	0.28 U	0.28 U	1.1 U	0.28 U	0.28 U
TRANS-1,2-DICHLOROETHENE		0.19 U	0.19 U	0.19 U	0.76 U	0.19 U	0.19 U
TRANS-1,3-DICHLOROPROPENE		0.19 U	0.19 U	0.19 U	0.76 U	0.19 U	0.19 U
TRICHLOROETHENE		0.48 J	1.6	0.17 U	110	0.17 U	0.17 U
TRICHLOROFLUOROMETHANE		0.21 U	0.21 U	0.21 U	0.84 U	0.21 U	0.21 U
VINYL ACETATE		0.19 UR	0.19 UR	0.19 UR	0.76 UR	0.19 UR	0.19 UR
VINYL CHLORIDE		0.22 U	0.22 U	12	0.88 U	0.22 U	0.22 U
SEMIVOLATILES (ug/l)							
1,4-DIOXANE		0.51 UL	0.48 U	6.9	0.51 U	1	0.49 U
TOTAL METALS (ug/l)							
ANTIMONY		0.32 B	1.4 J	0.17 B	0.13 B	0.73 U	0.33 B
ARSENIC		2.7 J	4 J	7.7 J	0.092 UJ	2.4 J	9.9
BARIUM		82	91	130	8.8 J	52	53
BERYLLIUM		0.66 J	1.7	0.092 U	0.61 J	1.8 J	0.092 U
CADMIUM		0.12 J	3.6 J	3.5	0.046 U	1.2 J	0.23 B

TABLE C-1

CHEMICAL RESULTS FOR GROUNDWATER SAMPLES, MAY-JUNE 2011
DUMP ROAD AREA
LOCKHEED MARTIN, MARTIN STATE AIRPORT, MIDDLE RIVER, MARYLAND

SAMPLE ID:	MW20S-051711RA-A	MW22D-060211	MW23D-060211	MW23S-060211	MW24I-060211	MW24S-060211	MW25I-060311
LABORATORY ID:	240-209-2	240-726-6	240-726-4	240-726-2	240-726-5	240-726-3	240-774-2
SAMPLE DATE:	5/17/2011	6/2/2011	6/2/2011	6/2/2011	6/2/2011	6/2/2011	6/3/2011
LOCATION:	MW20S	MW22D	MW23D	MW23S	MW24I	MW24S	MW25I
CHROMIUM		6.1 J	12 J	1.6 J	1.2 J	3.6 J	0.76 J
COBALT		50 J	65 J	3.9 J	8.5 J	76 J	1.1
COPPER		4.5 J	84 J	0.36 J	10 J	2.3 U	0.82 J
LEAD		3.1	15	0.29 B	0.58 B	1.5 J	0.24 B
MERCURY		0.12 U	0.75	0.12 U	0.12 U	0.12 U	0.12 U
MOLYBDENUM		0.42 U	5.2 J	1.2 J	0.42 U	4.2 U	2.7 B
NICKEL		21 J	88 J	0.63 U	2.7 J	58	1.2 J
SELENIUM		0.32 UL	1.3 J	0.32 UL	0.4 J	3.2 UL	0.32 U
SILVER		0.014 J	0.035 J	0.014 U	0.014 U	0.14 U	0.027 J
THALLIUM		0.25 B	0.42 B	0.24 B	0.26 B	1.3 B	0.34 B
TUNGSTEN		0.3 B	1 B	0.16 U	0.3 B	1.6 U	0.36 B
VANADIUM		5.3 J	4.6 J	0.84 B	0.55 B	6.7 J	0.97 J
ZINC		70 J	230 J	0.5 UJ	6.9 B	120 J	3.6 J
FILTERED METALS (ug/l)							
ANTIMONY		0.073 U	0.073 U	0.092 B	0.073 U	7.3 U	0.19 B
ARSENIC		2.1 J	0.37 B	8.1	0.092 U	9.2 U	9.4
BARIUM		90	83	130	7.5	42 U	50
BERYLLIUM		0.65 J	1.1	0.092 U	0.63 J	9.2 U	0.092 U
CADMIUM		0.046 U	0.28 J	0.046 U	0.081 B	4.6 U	0.074 B
CHROMIUM		2	0.73 J	1.8 J	0.71 J	11 U	0.54 J
COBALT		51	29	4	8 J	490 J	0.79 J
COPPER		0.23 U	1 J	0.23 U	11 J	290 J	0.36 J
LEAD		0.22 B	0.28 B	0.19 B	0.49 B	2.4 U	0.14 B
MERCURY		0.12 U	0.12 U	0.12 U	0.12 U	0.12 U	0.12 U
MOLYBDENUM		0.42 U	0.42 U	1.1 B	0.42 U	42 U	1.8 B
NICKEL		22	21	0.63 U	4.1 J	720 J	1 J
SELENIUM		0.32 UL	0.32 UL	0.32 UL	0.32 UL	32 UL	0.32 U
SILVER		0.014 U	0.014 U	0.014 U	0.014 U	1.4 U	0.014 U

TABLE C-1

CHEMICAL RESULTS FOR GROUNDWATER SAMPLES, MAY-JUNE 2011
DUMP ROAD AREA
LOCKHEED MARTIN, MARTIN STATE AIRPORT, MIDDLE RIVER, MARYLAND

SAMPLE ID:	MW20S-051711RA-A	MW22D-060211	MW23D-060211	MW23S-060211	MW24I-060211	MW24S-060211	MW25I-060311
LABORATORY ID:	240-209-2	240-726-6	240-726-4	240-726-2	240-726-5	240-726-3	240-774-2
SAMPLE DATE:	5/17/2011	6/2/2011	6/2/2011	6/2/2011	6/2/2011	6/2/2011	6/3/2011
LOCATION:	MW20S	MW22D	MW23D	MW23S	MW24I	MW24S	MW25I
THALLIUM		0.2 B	0.22 B	0.2 B	0.23 B	7.9 U	0.15 B
TUNGSTEN		0.18 B	0.22 B	0.18 B	0.19 B	16 U	0.19 B
VANADIUM		1.3 B	0.69 B	1 B	0.41 B	140 J	0.87 J
ZINC		30 J	43 J	0.5 UJ	8 J	2600 J	1.9 J
MISCELLANEOUS (mg/l)							
ALKALINITY							
AMMONIA-N							
CHLORIDE							
DISSOLVED ORGANIC CARBON							
NITRATE-N							
NITRITE-N							
ORTHOPHOSPHATE							
ORTHOPHOSPHATE-P							
SULFATE							
TOTAL DISSOLVED SOLIDS							
MISCELLANEOUS (ug/l)							
BROMOACETIC ACID							
CHLOROACETIC ACID							
DIBROMOACETIC ACID							
DICHLOROACETIC ACID							
HEXAVALENT CHROMIUM		0.01 UL	0.01 UL	0.01 UL	0.01 UL	0.01 UL	
PERCHLORATE		0.58 J	0.36 U	1.8 U	0.69 J	7.2 U	0.36 U
TRICHLOROACETIC ACID							
PETROLEUM HYDROCARBONS (ug/l)							
DIESEL RANGE ORGANICS	1200 L			1000		290 J	
GASOLINE RANGE ORGANICS				64 J		25 U	
RADIONUCLIDES (pC/l)							
RADIUM-224/226							

TABLE C-1

CHEMICAL RESULTS FOR GROUNDWATER SAMPLES, MAY-JUNE 2011
DUMP ROAD AREA
LOCKHEED MARTIN, MARTIN STATE AIRPORT, MIDDLE RIVER, MARYLAND

SAMPLE ID:	MW20S-051711RA-A	MW22D-060211	MW23D-060211	MW23S-060211	MW24I-060211	MW24S-060211	MW25I-060311
LABORATORY ID:	240-209-2	240-726-6	240-726-4	240-726-2	240-726-5	240-726-3	240-774-2
SAMPLE DATE:	5/17/2011	6/2/2011	6/2/2011	6/2/2011	6/2/2011	6/2/2011	6/3/2011
LOCATION:	MW20S	MW22D	MW23D	MW23S	MW24I	MW24S	MW25I
RADIUM-228							
TENTATIVELY IDENTIFIED VOLATILE (ug/l)							
1,1,2-TRICHLOROETHANE							
1,4-DIOXANE							
2-METHYLNAPHTHALENE							
CYCLOHEXANE				1.4 JN			
CYCLOHEXANE, 1,3-DIMETHYL-, CIS-							
DI-SEC-BUTYL ETHER				1.9 JN			
ISOBUTYL ALCOHOL							
METHYLCYCLOHEXANE				0.48 JN			
N-BUTANOL							
N-BUTYL ETHER				1.3 JN			
PENTANE, 2,3,3-TRIMETHYL-				1.2 JN			
SILANOL, DIMETHYL(1,1,2-TRIMETHYLPROPYL)							
SILANOL, TRIMETHYL-							
TERT-BUTYLDIMETHYLSILANOL							
TETRAHYDROFURAN							
THIIRANE							

TABLE C-1

CHEMICAL RESULTS FOR GROUNDWATER SAMPLES, MAY-JUNE 2011
DUMP ROAD AREA
LOCKHEED MARTIN, MARTIN STATE AIRPORT, MIDDLE RIVER, MARYLAND

SAMPLE ID:	MW25I-060611	MW25S-060311	MW25S-060611	MW26S-053111	MW26S-053111RA	MW27D-060611	MW27D-60611
LABORATORY ID:	R1103161-009	240-774-3	R1103161-008	240-626-5	240-626-5	240-813-4	9MJ5J720
SAMPLE DATE:	6/6/2011	6/3/2011	6/6/2011	5/31/2011	5/31/2011	6/6/2011	6/6/2011
LOCATION:	MW25I	MW25S	MW25S	MW26S	MW26S	MW27D	MW27D
VOLATILES (ug/l)							
1,1,1,2-TETRACHLOROETHANE		1.5 U		0.38 U		0.23 U	
1,1,1-TRICHLOROETHANE		1.5 U		0.37 U		0.22 U	
1,1,2,2-TETRACHLOROETHANE		1.2 U		0.3 U		0.18 U	
1,1,2-TRICHLOROTRIFLUOROETHANE		1.9 U		0.47 U		0.28 U	
1,1-DICHLOROETHANE		1 U		0.25 U		0.15 U	
1,1-DICHLOROETHENE		1.3 U		0.32 U		0.19 U	
1,1-DICHLOROPROPENE		0.87 U		0.22 U		0.13 U	
1,2,3-TRICHLOROBENZENE		1.1 U		0.28 U		0.17 U	
1,2,3-TRICHLOROPROPANE		2.9 U		0.72 U		0.43 U	
1,2,3-TRIMETHYLBENZENE		0.039 U		0.0099 U		0.0059 U	
1,2,4-TRICHLOROBENZENE		1 U		0.25 U		0.15 U	
1,2,4-TRIMETHYLBENZENE		0.8 U		0.2 U		0.12 U	
1,2-DIBROMO-3-CHLOROPROPANE		4.5 U		1.1 U		0.67 U	
1,2-DIBROMOETHANE		1.6 U		0.4 U		0.24 U	
1,2-DICHLOROBENZENE		0.87 U		0.22 U		0.13 U	
1,2-DICHLOROETHANE		1.5 U		0.37 U		0.22 U	
1,2-DICHLOROPROPANE		1.2 U		0.3 U		0.18 U	
1,3-DICHLOROBENZENE		0.93 U		0.23 U		0.14 U	
1,3-DICHLOROPROPANE		1.1 U		0.27 U		0.16 U	
1,4-DICHLOROBENZENE		0.87 U		0.22 U		0.13 U	
2,2-DICHLOROPROPANE		0.87 U		0.22 U		0.13 U	
2-BUTANONE		3.8 U		0.95 U		0.57 U	
2-CHLOROETHYL VINYL ETHER		6.6 U		1.7 U		0.99 U	
2-CHLOROTOLUENE		0.73 U		0.18 U		0.11 U	
2-HEXANONE		2.7 U		0.68 U		0.41 U	
4-CHLOROTOLUENE		1.2 U		0.3 U		0.18 U	
4-ISOPROPYLTOLUENE		0.8 U		0.2 U		0.12 U	

TABLE C-1

CHEMICAL RESULTS FOR GROUNDWATER SAMPLES, MAY-JUNE 2011
DUMP ROAD AREA
LOCKHEED MARTIN, MARTIN STATE AIRPORT, MIDDLE RIVER, MARYLAND

SAMPLE ID:	MW25I-060611	MW25S-060311	MW25S-060611	MW26S-053111	MW26S-053111RA	MW27D-060611	MW27D-60611
LABORATORY ID:	R1103161-009	240-774-3	R1103161-008	240-626-5	240-626-5	240-813-4	9MJ5J720
SAMPLE DATE:	6/6/2011	6/3/2011	6/6/2011	5/31/2011	5/31/2011	6/6/2011	6/6/2011
LOCATION:	MW25I	MW25S	MW25S	MW26S	MW26S	MW27D	MW27D
4-METHYL-2-PENTANONE		2.1 U		0.53 U		0.32 U	
ACETONE		7.3 U		13 B		1.1 U	
BENZENE		0.87 U		17		0.13 U	
BROMOBENZENE		0.87 U		0.22 U		0.13 U	
BROMOCHLOROMETHANE		1.9 U		0.48 U		0.29 U	
BROMODICHLOROMETHANE		1 U		0.25 U		0.15 U	
BROMOFORM		4.3 U		1.1 U		0.64 U	
BROMOMETHANE		2.7 U		0.68 U		0.41 U	
CARBON DISULFIDE		0.87 U		0.22 U		0.13 U	
CARBON TETRACHLORIDE		0.87 U		0.22 U		0.13 U	
CHLOROBENZENE		1 U		0.25 U		0.15 U	
CHLORODIBROMOMETHANE		1.2 U		0.3 U		0.18 U	
CHLOROETHANE		1.9 U		0.48 U		0.29 U	
CHLOROFORM		1.1 U		0.27 U		0.16 U	
CHLOROMETHANE		2 U		0.5 U		0.3 U	
CIS-1,2-DICHLOROETHENE		200		12		0.17 U	
CIS-1,3-DICHLOROPROPENE		0.93 U		0.23 U		0.14 U	
DIBROMOMETHANE		1.9 U		0.47 U		0.28 U	
DICHLORODIFLUOROMETHANE		2.1 U		0.52 U		0.31 U	
DIISOPROPYL ETHER		10 U		2.5 U		1.5 U	
ETHANE							
ETHENE							
ETHYL TERT-BUTYL ETHER		0.73 U		0.18 U		0.11 U	
ETHYLBENZENE		1.1 U		0.28 U		0.17 U	
HEXACHLOROBUTADIENE		2 U		0.5 U		0.3 U	
ISOPROPYLBENZENE		0.87 U		0.22 U		0.13 U	
M+P-XYLENES		1.6 U		0.4 U		0.24 U	
METHANE							

TABLE C-1

CHEMICAL RESULTS FOR GROUNDWATER SAMPLES, MAY-JUNE 2011
DUMP ROAD AREA
LOCKHEED MARTIN, MARTIN STATE AIRPORT, MIDDLE RIVER, MARYLAND

SAMPLE ID:	MW25I-060611	MW25S-060311	MW25S-060611	MW26S-053111	MW26S-053111RA	MW27D-060611	MW27D-60611
LABORATORY ID:	R1103161-009	240-774-3	R1103161-008	240-626-5	240-626-5	240-813-4	9MJ5J720
SAMPLE DATE:	6/6/2011	6/3/2011	6/6/2011	5/31/2011	5/31/2011	6/6/2011	6/6/2011
LOCATION:	MW25I	MW25S	MW25S	MW26S	MW26S	MW27D	MW27D
METHYL TERT-BUTYL ETHER		1.1 U		0.28 U		0.17 U	
METHYLENE CHLORIDE		2.2 U		0.55 U		0.33 U	
NAPHTHALENE		1.6 U		0.4 U		0.24 U	
N-BUTYLBENZENE		0.8 U		0.2 U		0.12 U	
N-PROPYLBENZENE		0.93 U		0.23 U		0.14 U	
O-XYLENE		0.93 U		0.23 U		0.14 U	
SEC-BUTYLBENZENE		0.87 U		0.22 U		0.13 U	
STYRENE		0.73 U		0.18 U		0.11 U	
TERT-AMYL METHYL ETHER		0.45 U		0.11 U		0.067 U	
TERT-BUTYLBENZENE		0.87 U		0.22 U		0.13 U	
TERTIARY-BUTYL ALCOHOL		26 UR		12 J		3.9 UR	
TETRACHLOROETHENE		1.9 U		0.48 U		0.29 U	
TOLUENE		0.87 U		0.22 U		0.13 U	
TOTAL XYLENES		1.9 U		0.47 U		0.28 U	
TRANS-1,2-DICHLOROETHENE		6.7		0.32 U		0.19 U	
TRANS-1,3-DICHLOROPROPENE		1.3 U		0.32 U		0.19 U	
TRICHLOROETHENE		56		0.28 U		0.17 U	
TRICHLOROFLUOROMETHANE		1.4 U		0.35 U		0.21 UJ	
VINYL ACETATE		1.3 UR		0.32 U		0.19 UR	
VINYL CHLORIDE		10		35		0.22 U	
SEMIVOLATILES (ug/l)							
1,4-DIOXANE		0.47 U		3.1		0.48 U	
TOTAL METALS (ug/l)							
ANTIMONY		0.15 B		0.62 B		0.16 B	
ARSENIC		7.3		1.9 J		1.1 J	
BARIUM		49		1700		36	
BERYLLIUM		0.092 U		0.092 U		0.092 U	
CADMIUM		0.091 B		0.094 J		0.046 U	

TABLE C-1

CHEMICAL RESULTS FOR GROUNDWATER SAMPLES, MAY-JUNE 2011
DUMP ROAD AREA
LOCKHEED MARTIN, MARTIN STATE AIRPORT, MIDDLE RIVER, MARYLAND

SAMPLE ID:	MW25I-060611	MW25S-060311	MW25S-060611	MW26S-053111	MW26S-053111RA	MW27D-060611	MW27D-60611
LABORATORY ID:	R1103161-009	240-774-3	R1103161-008	240-626-5	240-626-5	240-813-4	9MJ5J720
SAMPLE DATE:	6/6/2011	6/3/2011	6/6/2011	5/31/2011	5/31/2011	6/6/2011	6/6/2011
LOCATION:	MW25I	MW25S	MW25S	MW26S	MW26S	MW27D	MW27D
CHROMIUM		1.1 J		2.6		0.95 B	
COBALT		1.4		1.3 B		4.3	
COPPER		0.37 J		1.8 J		0.77 J	
LEAD		0.19 B		0.42 B		0.44 B	
MERCURY		0.12 U		0.12 U		0.12 U	
MOLYBDENUM		1.3 B		0.42 U		0.42 U	
NICKEL		0.63 U		0.63 U		12	
SELENIUM		0.34 J		1.3 J		0.32 U	
SILVER		0.014 U		0.075 B		0.014 U	
THALLIUM		0.19 B		0.3 B		0.24 B	
TUNGSTEN		0.27 B		1.9 J		0.16 U	
VANADIUM		1.7 J		3.8 J		0.3 U	
ZINC		1 J		0.5 U		33	
FILTERED METALS (ug/l)							
ANTIMONY		0.12 B		0.5 B		0.11 B	
ARSENIC		7.2		1.9 J		0.92 J	
BARIUM		47		1700		36	
BERYLLIUM		0.092 U		0.092 U		0.092 U	
CADMIUM		0.058 B		0.046 U		0.046 U	
CHROMIUM		1.1 J		2.3		0.3 B	
COBALT		1.3		1.3 B		4.2	
COPPER		0.23 U		0.92 J		0.49 J	
LEAD		0.17 B		0.044 B		0.24 B	
MERCURY		0.12 U		0.12 U		0.12 U	
MOLYBDENUM		1 B		0.42 U		0.42 U	
NICKEL		0.63 U		0.63 U		13	
SELENIUM		0.34 J		1.3 J		0.32 U	
SILVER		0.014 U		0.064 B		0.014 U	

TABLE C-1

CHEMICAL RESULTS FOR GROUNDWATER SAMPLES, MAY-JUNE 2011
DUMP ROAD AREA
LOCKHEED MARTIN, MARTIN STATE AIRPORT, MIDDLE RIVER, MARYLAND

SAMPLE ID:	MW25I-060611	MW25S-060311	MW25S-060611	MW26S-053111	MW26S-053111RA	MW27D-060611	MW27D-60611
LABORATORY ID:	R1103161-009	240-774-3	R1103161-008	240-626-5	240-626-5	240-813-4	9MJ5J720
SAMPLE DATE:	6/6/2011	6/3/2011	6/6/2011	5/31/2011	5/31/2011	6/6/2011	6/6/2011
LOCATION:	MW25I	MW25S	MW25S	MW26S	MW26S	MW27D	MW27D
THALLIUM		0.16 B		0.29 B		0.22 B	
TUNGSTEN		0.2 B		1.8 J		0.16 U	
VANADIUM		1.6 J		3.1 J		0.3 U	
ZINC		0.5 U		0.5 U		25	
MISCELLANEOUS (mg/l)							
ALKALINITY							
AMMONIA-N							
CHLORIDE							
DISSOLVED ORGANIC CARBON							
NITRATE-N							
NITRITE-N							
ORTHOPHOSPHATE							
ORTHOPHOSPHATE-P							
SULFATE							
TOTAL DISSOLVED SOLIDS							
MISCELLANEOUS (ug/l)							
BROMOACETIC ACID							
CHLOROACETIC ACID							
DIBROMOACETIC ACID							
DICHLOROACETIC ACID							
HEXAVALENT CHROMIUM	0.01 U		0.01 U	0.01 U		0.01 U	
PERCHLORATE		0.36 U		3.6 U		0.36 U	
TRICHLOROACETIC ACID							
PETROLEUM HYDROCARBONS (ug/l)							
DIESEL RANGE ORGANICS		510 J			3400 J		
GASOLINE RANGE ORGANICS		150		68 J			
RADIONUCLIDES (pC/l)							
RADIUM-224/226							0.273 J

TABLE C-1

CHEMICAL RESULTS FOR GROUNDWATER SAMPLES, MAY-JUNE 2011
DUMP ROAD AREA
LOCKHEED MARTIN, MARTIN STATE AIRPORT, MIDDLE RIVER, MARYLAND

SAMPLE ID:	MW25I-060611	MW25S-060311	MW25S-060611	MW26S-053111	MW26S-053111RA	MW27D-060611	MW27D-60611
LABORATORY ID:	R1103161-009	240-774-3	R1103161-008	240-626-5	240-626-5	240-813-4	9MJ5J720
SAMPLE DATE:	6/6/2011	6/3/2011	6/6/2011	5/31/2011	5/31/2011	6/6/2011	6/6/2011
LOCATION:	MW25I	MW25S	MW25S	MW26S	MW26S	MW27D	MW27D
RADIUM-228							0.638 U
TENTATIVELY IDENTIFIED VOLATILE (ug/l)							
1,1,2-TRICHLOROETHANE							
1,4-DIOXANE							
2-METHYLNAPHTHALENE							
CYCLOHEXANE				1.6 JN			
CYCLOHEXANE, 1,3-DIMETHYL-, CIS-				2 JN			
DI-SEC-BUTYL ETHER							
ISOBUTYL ALCOHOL							
METHYLCYCLOHEXANE				1 JN			
N-BUTANOL							
N-BUTYL ETHER							
PENTANE, 2,3,3-TRIMETHYL-							
SILANOL, DIMETHYL(1,1,2-TRIMETHYLPROPYL)				10 R			
SILANOL, TRIMETHYL-							
TERT-BUTYLDIMETHYLSILANOL							
TETRAHYDROFURAN				3.2 JN			
THIIRANE							

TABLE C-1

CHEMICAL RESULTS FOR GROUNDWATER SAMPLES, MAY-JUNE 2011
DUMP ROAD AREA
LOCKHEED MARTIN, MARTIN STATE AIRPORT, MIDDLE RIVER, MARYLAND

SAMPLE ID:	MW28I-060611	MW29D-060911	MW30D-060811	MW31D-060811	MW32I -053111	MW32I-053111	MW32S-053111
LABORATORY ID:	240-813-7	240-979-7	240-914-5	240-914-3	R1103025-005	240-626-9	240-626-7
SAMPLE DATE:	6/6/2011	6/9/2011	6/8/2011	6/8/2011	5/31/2011	5/31/2011	5/31/2011
LOCATION:	MW28I	MW29D	MW30D	MW31D	MW32I	MW32I	MW32S
VOLATILES (ug/l)							
1,1,1,2-TETRACHLOROETHANE	9.2 U	0.23 U	0.23 U	0.23 U		0.23 U	0.23 U
1,1,1-TRICHLOROETHANE	8.8 U	0.22 U	0.22 U	0.22 U		0.22 U	0.22 U
1,1,2,2-TETRACHLOROETHANE	7.2 U	0.18 U	0.18 U	0.18 U		0.18 U	0.18 U
1,1,2-TRICHLOROTRIFLUOROETHANE	11 U	0.28 U	0.28 U	0.28 U		0.28 U	0.28 U
1,1-DICHLOROETHANE	6 U	0.15 U	0.15 U	0.15 U		0.15 U	0.15 U
1,1-DICHLOROETHENE	7.6 U	0.19 U	0.19 U	0.19 U		0.19 U	0.19 U
1,1-DICHLOROPROPENE	5.2 U	0.13 U	0.13 U	0.13 U		0.13 U	0.13 U
1,2,3-TRICHLOROBENZENE	6.8 U	0.17 U	0.17 U	0.17 U		0.17 U	0.17 U
1,2,3-TRICHLOROPROPANE	17 U	0.43 U	0.43 U	0.43 U		0.43 U	0.43 U
1,2,3-TRIMETHYLBENZENE	0.24 U	0.0059 U	0.0059 U	0.0059 U		0.0059 U	0.0059 U
1,2,4-TRICHLOROBENZENE	6 U	0.15 U	0.15 U	0.15 U		0.15 U	0.15 U
1,2,4-TRIMETHYLBENZENE	4.8 U	0.12 U	0.12 U	0.12 U		0.12 U	0.12 U
1,2-DIBROMO-3-CHLOROPROPANE	27 U	0.67 U	0.67 U	0.67 U		0.67 U	0.67 U
1,2-DIBROMOETHANE	9.6 U	0.24 U	0.24 U	0.24 U		0.24 U	0.24 U
1,2-DICHLOROBENZENE	5.2 U	0.13 U	0.13 U	0.13 U		0.13 U	0.13 U
1,2-DICHLOROETHANE	8.8 U	0.22 U	0.22 U	0.22 U		0.22 U	0.22 U
1,2-DICHLOROPROPANE	7.2 U	0.18 U	0.18 U	0.18 U		0.18 U	0.18 U
1,3-DICHLOROBENZENE	5.6 U	0.14 U	0.14 U	0.14 U		0.14 U	0.14 U
1,3-DICHLOROPROPANE	6.4 U	0.16 U	0.16 U	0.16 U		0.16 U	0.16 U
1,4-DICHLOROBENZENE	5.2 U	0.13 U	0.13 U	0.13 U		0.13 U	0.13 U
2,2-DICHLOROPROPANE	5.2 U	0.13 U	0.13 U	0.13 U		0.13 U	0.13 U
2-BUTANONE	23 U	0.57 U	0.57 U	0.57 U		0.57 U	0.57 U
2-CHLOROETHYL VINYL ETHER	40 U	0.99 U	0.99 U	0.99 U		0.99 U	0.99 U
2-CHLOROTOLUENE	4.4 U	0.11 U	0.11 U	0.11 U		0.11 U	0.11 U
2-HEXANONE	16 U	0.41 U	0.41 U	0.41 U		0.41 U	0.41 U
4-CHLOROTOLUENE	7.2 U	0.18 U	0.18 U	0.18 U		0.18 U	0.18 U
4-ISOPROPYLTOLUENE	4.8 U	0.12 U	0.12 U	0.12 U		0.12 U	0.12 U

TABLE C-1

CHEMICAL RESULTS FOR GROUNDWATER SAMPLES, MAY-JUNE 2011
DUMP ROAD AREA
LOCKHEED MARTIN, MARTIN STATE AIRPORT, MIDDLE RIVER, MARYLAND

SAMPLE ID:	MW28I-060611	MW29D-060911	MW30D-060811	MW31D-060811	MW32I -053111	MW32I-053111	MW32S-053111
LABORATORY ID:	240-813-7	240-979-7	240-914-5	240-914-3	R1103025-005	240-626-9	240-626-7
SAMPLE DATE:	6/6/2011	6/9/2011	6/8/2011	6/8/2011	5/31/2011	5/31/2011	5/31/2011
LOCATION:	MW28I	MW29D	MW30D	MW31D	MW32I	MW32I	MW32S
4-METHYL-2-PENTANONE	13 U	0.32 U	0.32 U	0.32 U		0.32 U	0.32 U
ACETONE	44 U	1.1 U	1.1 U	1.1 U		1.1 U	1.1 U
BENZENE	7.8 J	0.13 U	0.13 U	0.13 U		0.13 U	0.13 U
BROMOBENZENE	5.2 U	0.13 U	0.13 U	0.13 U		0.13 U	0.13 U
BROMOCHLOROMETHANE	12 U	0.29 U	0.29 U	0.29 U		0.29 U	0.29 U
BROMODICHLOROMETHANE	6 U	0.15 U	0.15 U	0.15 U		0.15 U	0.15 U
BROMOFORM	26 U	0.64 U	0.64 U	0.64 U		0.64 U	0.64 U
BROMOMETHANE	16 U	0.41 U	0.41 U	0.41 U		0.41 U	0.41 U
CARBON DISULFIDE	5.2 U	0.13 U	0.13 U	0.13 U		0.16 J	0.13 U
CARBON TETRACHLORIDE	5.2 U	0.13 U	0.13 U	0.13 U		0.13 U	0.13 U
CHLOROBENZENE	6 U	0.15 U	0.15 U	0.15 U		0.15 U	0.15 U
CHLORODIBROMOMETHANE	7.2 U	0.18 U	0.18 U	0.18 U		0.18 U	0.18 U
CHLOROETHANE	12 U	0.29 U	0.29 U	0.29 U		0.29 U	0.29 U
CHLOROFORM	6.4 U	0.16 U	0.16 U	0.16 U		0.16 U	0.16 U
CHLOROMETHANE	12 U	0.3 U	0.3 U	0.3 U		0.3 U	0.3 U
CIS-1,2-DICHLOROETHENE	570	0.17 U	0.17 U	0.17 U		0.17 U	0.17 U
CIS-1,3-DICHLOROPROPENE	5.6 U	0.14 U	0.14 U	0.14 U		0.14 U	0.14 U
DIBROMOMETHANE	11 U	0.28 U	0.28 U	0.28 U		0.28 U	0.28 U
DICHLORODIFLUOROMETHANE	12 U	0.31 U	0.31 U	0.31 U		0.31 U	0.31 U
DIISOPROPYL ETHER	60 U	1.5 U	1.5 U	1.5 U		1.5 U	1.5 U
ETHANE							
ETHENE							
ETHYL TERT-BUTYL ETHER	4.4 U	0.11 U	0.11 U	0.11 U		0.11 U	0.11 U
ETHYLBENZENE	6.8 U	0.17 U	0.17 U	0.17 U		0.17 U	0.17 U
HEXACHLOROBUTADIENE	12 U	0.3 U	0.3 U	0.3 U		0.3 U	0.3 U
ISOPROPYLBENZENE	5.2 U	0.13 U	0.13 U	0.13 U		0.13 U	0.13 U
M+P-XYLENES	9.6 U	0.24 U	0.24 U	0.24 U		0.24 U	0.24 U
METHANE							

TABLE C-1

CHEMICAL RESULTS FOR GROUNDWATER SAMPLES, MAY-JUNE 2011
DUMP ROAD AREA
LOCKHEED MARTIN, MARTIN STATE AIRPORT, MIDDLE RIVER, MARYLAND

SAMPLE ID:	MW28I-060611	MW29D-060911	MW30D-060811	MW31D-060811	MW32I -053111	MW32I-053111	MW32S-053111
LABORATORY ID:	240-813-7	240-979-7	240-914-5	240-914-3	R1103025-005	240-626-9	240-626-7
SAMPLE DATE:	6/6/2011	6/9/2011	6/8/2011	6/8/2011	5/31/2011	5/31/2011	5/31/2011
LOCATION:	MW28I	MW29D	MW30D	MW31D	MW32I	MW32I	MW32S
METHYL TERT-BUTYL ETHER	6.8 U	0.17 U	0.17 U	0.17 U		0.17 U	0.17 U
METHYLENE CHLORIDE	13 U	0.33 U	0.33 U	0.33 U		0.33 U	0.33 U
NAPHTHALENE	9.6 U	0.24 U	0.24 U	0.24 U		0.24 U	0.24 U
N-BUTYLBENZENE	4.8 U	0.12 U	0.12 U	0.12 U		0.12 U	0.12 U
N-PROPYLBENZENE	5.6 U	0.14 U	0.14 U	0.14 U		0.14 U	0.14 U
O-XYLENE	5.6 U	0.14 U	0.14 U	0.14 U		0.14 U	0.14 U
SEC-BUTYLBENZENE	5.2 U	0.13 U	0.13 U	0.13 U		0.13 U	0.13 U
STYRENE	4.4 U	0.11 U	0.11 U	0.11 U		0.11 U	0.11 U
TERT-AMYL METHYL ETHER	2.7 U	0.067 U	0.067 U	0.067 U		0.067 U	0.067 U
TERT-BUTYLBENZENE	5.2 U	0.13 U	0.13 U	0.13 U		0.13 U	0.13 U
TERTIARY-BUTYL ALCOHOL	160 UR	3.9 UR	3.9 UR	3.9 UR		3.9 UR	3.9 UR
TETRACHLOROETHENE	12 U	0.29 U	0.29 U	0.29 U		0.29 U	0.29 U
TOLUENE	5.2 U	0.13 U	0.13 U	0.13 U		0.13 U	0.13 U
TOTAL XYLENES	11 U	0.28 U	0.28 U	0.28 U		0.28 U	0.28 U
TRANS-1,2-DICHLOROETHENE	7.6 U	0.19 U	0.19 U	0.19 U		0.19 U	0.19 U
TRANS-1,3-DICHLOROPROPENE	7.6 U	0.19 U	0.19 U	0.19 U		0.19 U	0.19 U
TRICHLOROETHENE	1100	0.17 U	0.17 U	0.17 U		0.17 U	0.17 U
TRICHLOROFLUOROMETHANE	8.4 UJ	0.21 UJ	0.21 UJ	0.21 UJ		0.21 U	0.21 U
VINYL ACETATE	7.6 UR	0.19 UR	0.19 UR	0.19 UR		0.19 U	0.19 U
VINYL CHLORIDE	72	0.22 U	0.22 U	0.22 U		0.22 U	0.22 U
SEMIVOLATILES (ug/l)							
1,4-DIOXANE	0.48 U	0.47 U	0.47 U	0.47 U		0.51 U	0.48 U
TOTAL METALS (ug/l)							
ANTIMONY	0.11 B	0.14 B	0.14 B	0.26 B		0.32 B	0.2 B
ARSENIC	26	0.092 U	0.092 U	0.97 J		1.6 J	2.4 J
BARIUM	30	4.7 J	6.7	57		100	35
BERYLLIUM	0.21 J	0.092 U	0.092 U	0.092 U		0.41 J	1.1
CADMIUM	0.046 U	0.046 U	0.046 U	0.046 J		0.61 J	0.35 J

TABLE C-1

CHEMICAL RESULTS FOR GROUNDWATER SAMPLES, MAY-JUNE 2011
DUMP ROAD AREA
LOCKHEED MARTIN, MARTIN STATE AIRPORT, MIDDLE RIVER, MARYLAND

SAMPLE ID:	MW28I-060611	MW29D-060911	MW30D-060811	MW31D-060811	MW32I -053111	MW32I-053111	MW32S-053111
LABORATORY ID:	240-813-7	240-979-7	240-914-5	240-914-3	R1103025-005	240-626-9	240-626-7
SAMPLE DATE:	6/6/2011	6/9/2011	6/8/2011	6/8/2011	5/31/2011	5/31/2011	5/31/2011
LOCATION:	MW28I	MW29D	MW30D	MW31D	MW32I	MW32I	MW32S
CHROMIUM	1.2 B	0.5 B	0.38 B	1.4 B		2.3 J	2.2 J
COBALT	59	1.4	4.8 J	5.2 J		83 J	110 J
COPPER	0.23 U	0.64 J	4.9 J	2.7 J		36 J	0.32 J
LEAD	0.2 B	0.21 B	0.32 B	0.7 B		0.86 B	0.12 B
MERCURY	0.12 U	0.12 U	0.12 U	0.12 U		0.12 U	0.12 U
MOLYBDENUM	0.42 U	0.42 U	0.42 U	0.95 B		0.42 U	0.42 U
NICKEL	70	1.9 J	5.9 J	6 J		30 J	37 J
SELENIUM	0.44 J	0.32 U	0.32 U	0.32 U		0.32 U	0.78 J
SILVER	0.014 U	0.014 U	0.014 U	0.014 U		0.079 B	0.063 B
THALLIUM	0.23 B	0.3 B	0.29 B	0.28 B		0.27 B	0.28 B
TUNGSTEN	0.16 U	0.25 B	0.17 B	0.27 B		0.32 B	0.32 B
VANADIUM	1.2 J	0.3 U	0.3 U	0.35 J		3.3 J	2.5 J
ZINC	26	5.6 J	13 J	1300 J		330 J	120 J
FILTERED METALS (ug/l)							
ANTIMONY	0.11 B	0.13 B	0.13 B	0.24 B		0.32 B	0.19 B
ARSENIC	26 J	0.092 U	0.092 U	0.94 J		1.6 J	2.6 J
BARIUM	30	4.1 J	6.6	57		100	37
BERYLLIUM	0.25 J	0.092 U	0.092 UJ	0.092 UJ		0.39 J	1.1
CADMIUM	0.046 U	0.046 U	0.046 UJ	0.046 UJ		0.6 J	0.38 J
CHROMIUM	1 B	0.54 B	0.25 B	1.1 B		2.3 J	2.2 J
COBALT	60	1.4	4.7	5.1		83 J	120 J
COPPER	0.23 U	1.8 J	4.2	2.1		36 J	0.39 J
LEAD	0.2 B	0.2 B	0.28 B	0.37 B		0.86 B	0.081 B
MERCURY	0.12 U	0.12 U	0.12 U	0.12 U		0.12 U	0.12 U
MOLYBDENUM	0.42 U	0.42 U	0.42 U	0.85 B		0.42 U	0.42 U
NICKEL	74	2	5.8	6.8		30 J	41 J
SELENIUM	0.44 J	0.32 U	0.32 U	0.32 U		0.33 J	0.89 J
SILVER	0.014 U	0.014 U	0.014 U	0.014 U		0.074 B	0.06 B

TABLE C-1

CHEMICAL RESULTS FOR GROUNDWATER SAMPLES, MAY-JUNE 2011
DUMP ROAD AREA
LOCKHEED MARTIN, MARTIN STATE AIRPORT, MIDDLE RIVER, MARYLAND

SAMPLE ID:	MW28I-060611	MW29D-060911	MW30D-060811	MW31D-060811	MW32I -053111	MW32I-053111	MW32S-053111
LABORATORY ID:	240-813-7	240-979-7	240-914-5	240-914-3	R1103025-005	240-626-9	240-626-7
SAMPLE DATE:	6/6/2011	6/9/2011	6/8/2011	6/8/2011	5/31/2011	5/31/2011	5/31/2011
LOCATION:	MW28I	MW29D	MW30D	MW31D	MW32I	MW32I	MW32S
THALLIUM	0.22 B	0.3 B	0.29 B	0.27 B		0.27 B	0.28 B
TUNGSTEN	0.16 U	0.25 B	0.16 U	0.2 B		0.29 B	0.3 B
VANADIUM	1.3 J	0.3 U	0.3 U	0.3 U		3.2 J	2.6 J
ZINC	30	8.4 J	12 J	910		330 J	110 J
MISCELLANEOUS (mg/l)							
ALKALINITY							
AMMONIA-N							
CHLORIDE							
DISSOLVED ORGANIC CARBON							
NITRATE-N							
NITRITE-N							
ORTHOPHOSPHATE							
ORTHOPHOSPHATE-P							
SULFATE							
TOTAL DISSOLVED SOLIDS							
MISCELLANEOUS (ug/l)							
BROMOACETIC ACID							
CHLOROACETIC ACID							
DIBROMOACETIC ACID							
DICHLOROACETIC ACID							
HEXAVALENT CHROMIUM	0.01 U		0.02 L	0.01 U	0.01 U		0.01 U
PERCHLORATE	0.36 U	0.36 U	0.36 U	0.36 U		0.36 U	0.36 U
TRICHLOROACETIC ACID							
PETROLEUM HYDROCARBONS (ug/l)							
DIESEL RANGE ORGANICS							710 B
GASOLINE RANGE ORGANICS							25 UR
RADIONUCLIDES (pC/l)							
RADIUM-224/226		0.0469 U					

TABLE C-1

CHEMICAL RESULTS FOR GROUNDWATER SAMPLES, MAY-JUNE 2011
DUMP ROAD AREA
LOCKHEED MARTIN, MARTIN STATE AIRPORT, MIDDLE RIVER, MARYLAND

SAMPLE ID:	MW28I-060611	MW29D-060911	MW30D-060811	MW31D-060811	MW32I -053111	MW32I-053111	MW32S-053111
LABORATORY ID:	240-813-7	240-979-7	240-914-5	240-914-3	R1103025-005	240-626-9	240-626-7
SAMPLE DATE:	6/6/2011	6/9/2011	6/8/2011	6/8/2011	5/31/2011	5/31/2011	5/31/2011
LOCATION:	MW28I	MW29D	MW30D	MW31D	MW32I	MW32I	MW32S
RADIUM-228		0.0785 U					
TENTATIVELY IDENTIFIED VOLATILE (ug/l)							
1,1,2-TRICHLOROETHANE							
1,4-DIOXANE							
2-METHYLNAPHTHALENE							
CYCLOHEXANE							
CYCLOHEXANE, 1,3-DIMETHYL-, CIS-							
DI-SEC-BUTYL ETHER							
ISOBUTYL ALCOHOL							
METHYLCYCLOHEXANE							
N-BUTANOL							
N-BUTYL ETHER							
PENTANE, 2,3,3-TRIMETHYL-							
SILANOL, DIMETHYL(1,1,2-TRIMETHYLPROPYL)							
SILANOL, TRIMETHYL-						1.5 R	
TERT-BUTYLDIMETHYLSILANOL							
TETRAHYDROFURAN							
THIIRANE						1 JN	

TABLE C-1

CHEMICAL RESULTS FOR GROUNDWATER SAMPLES, MAY-JUNE 2011
DUMP ROAD AREA
LOCKHEED MARTIN, MARTIN STATE AIRPORT, MIDDLE RIVER, MARYLAND

SAMPLE ID:	MSA-MW33I-052611	MSA-MW33S-052611	MW34I-060911	MW34S-060911
LABORATORY ID:	240-569-5	240-569-4	240-979-3	240-979-2
SAMPLE DATE:	5/26/2011	5/26/2011	6/9/2011	6/9/2011
LOCATION:	MSA-MW33I	MSA-MW33S	MW34I	MW34S
VOLATILES (ug/l)				
1,1,1,2-TETRACHLOROETHANE	0.23 U	0.23 U	0.23 U	0.23 U
1,1,1-TRICHLOROETHANE	0.22 U	0.22 U	0.22 U	0.22 U
1,1,2,2-TETRACHLOROETHANE	0.18 U	0.18 U	0.18 U	0.18 U
1,1,2-TRICHLOROTRIFLUOROETHANE	0.28 U	0.28 U	0.28 U	0.28 U
1,1-DICHLOROETHANE	0.15 U	0.15 U	0.15 U	0.15 U
1,1-DICHLOROETHENE	0.19 U	0.19 U	0.19 U	0.19 U
1,1-DICHLOROPROPENE	0.13 U	0.13 U	0.13 U	0.13 U
1,2,3-TRICHLOROBENZENE	0.17 U	0.17 U	0.17 U	0.17 U
1,2,3-TRICHLOROPROPANE	0.43 U	0.43 U	0.43 U	0.43 U
1,2,3-TRIMETHYLBENZENE	0.0059 U	0.0059 U	0.0059 U	0.0059 U
1,2,4-TRICHLOROBENZENE	0.15 U	0.15 U	0.15 U	0.15 U
1,2,4-TRIMETHYLBENZENE	0.12 U	0.12 U	0.12 U	0.12 U
1,2-DIBROMO-3-CHLOROPROPANE	0.67 U	0.67 U	0.67 U	0.67 U
1,2-DIBROMOETHANE	0.24 U	0.24 U	0.24 U	0.24 U
1,2-DICHLOROBENZENE	0.13 U	0.13 U	0.13 U	0.13 U
1,2-DICHLOROETHANE	0.22 U	0.22 U	1.4	0.34 J
1,2-DICHLOROPROPANE	0.18 U	0.18 U	0.18 U	0.18 U
1,3-DICHLOROBENZENE	0.14 U	0.14 U	0.14 U	0.14 U
1,3-DICHLOROPROPANE	0.16 U	0.16 U	0.16 U	0.16 U
1,4-DICHLOROBENZENE	0.13 U	0.13 U	0.13 U	0.13 U
2,2-DICHLOROPROPANE	0.13 U	0.13 U	0.13 U	0.13 U
2-BUTANONE	0.57 UR	0.57 UR	0.57 U	0.57 U
2-CHLOROETHYL VINYL ETHER	0.99 U	0.99 U	0.99 U	0.99 U
2-CHLOROTOLUENE	0.11 U	0.11 U	0.11 U	0.11 U
2-HEXANONE	0.41 U	0.41 U	0.41 U	0.41 U
4-CHLOROTOLUENE	0.18 U	0.18 U	0.18 U	0.18 U
4-ISOPROPYLTOLUENE	0.12 U	0.12 U	0.12 U	0.12 U

TABLE C-1

CHEMICAL RESULTS FOR GROUNDWATER SAMPLES, MAY-JUNE 2011
DUMP ROAD AREA
LOCKHEED MARTIN, MARTIN STATE AIRPORT, MIDDLE RIVER, MARYLAND

SAMPLE ID:	MSA-MW33I-052611	MSA-MW33S-052611	MW34I-060911	MW34S-060911
LABORATORY ID:	240-569-5	240-569-4	240-979-3	240-979-2
SAMPLE DATE:	5/26/2011	5/26/2011	6/9/2011	6/9/2011
LOCATION:	MSA-MW33I	MSA-MW33S	MW34I	MW34S
4-METHYL-2-PENTANONE	0.32 U	0.32 U	0.32 U	0.32 U
ACETONE	1.1 U	1.1 U	1.1 U	1.1 U
BENZENE	0.13 U	0.13 U	1.5	0.17 J
BROMOBENZENE	0.13 U	0.13 U	0.13 U	0.13 U
BROMOCHLOROMETHANE	0.29 U	0.29 U	0.29 U	0.29 U
BROMODICHLOROMETHANE	0.15 U	0.15 U	0.15 U	0.15 U
BROMOFORM	0.64 U	0.64 U	0.64 U	0.64 U
BROMOMETHANE	0.41 U	0.41 U	0.41 U	0.41 U
CARBON DISULFIDE	0.13 U	0.13 U	0.13 U	0.13 U
CARBON TETRACHLORIDE	0.13 U	0.13 U	0.13 U	0.13 U
CHLOROBENZENE	0.15 U	0.15 U	0.19 J	0.15 U
CHLORODIBROMOMETHANE	0.18 U	0.18 U	0.18 U	0.18 U
CHLOROETHANE	0.29 U	0.29 U	0.29 U	0.29 U
CHLOROFORM	0.16 U	0.16 U	0.16 U	0.16 U
CHLOROMETHANE	0.3 U	0.3 U	0.3 U	0.3 U
CIS-1,2-DICHLOROETHENE	0.17 U	3.4	3.5	2.2
CIS-1,3-DICHLOROPROPENE	0.14 U	0.14 U	0.14 U	0.14 U
DIBROMOMETHANE	0.28 U	0.28 U	0.28 U	0.28 U
DICHLORODIFLUOROMETHANE	0.31 U	0.31 U	0.31 U	0.31 U
DIISOPROPYL ETHER	1.5 U	1.5 U	1.5 U	1.5 U
ETHANE				
ETHENE				
ETHYL TERT-BUTYL ETHER	0.11 U	0.11 U	0.11 U	0.11 U
ETHYLBENZENE	0.17 U	0.17 U	0.17 U	0.17 U
HEXACHLOROBUTADIENE	0.3 U	0.3 U	0.3 U	0.3 U
ISOPROPYLBENZENE	0.13 U	0.13 U	0.13 U	0.13 U
M+P-XYLENES	0.24 U	0.24 U	7.2	0.24 U
METHANE				

TABLE C-1

CHEMICAL RESULTS FOR GROUNDWATER SAMPLES, MAY-JUNE 2011
DUMP ROAD AREA
LOCKHEED MARTIN, MARTIN STATE AIRPORT, MIDDLE RIVER, MARYLAND

SAMPLE ID:	MSA-MW33I-052611	MSA-MW33S-052611	MW34I-060911	MW34S-060911
LABORATORY ID:	240-569-5	240-569-4	240-979-3	240-979-2
SAMPLE DATE:	5/26/2011	5/26/2011	6/9/2011	6/9/2011
LOCATION:	MSA-MW33I	MSA-MW33S	MW34I	MW34S
METHYL TERT-BUTYL ETHER	0.17 U	0.17 U	0.17 U	0.17 U
METHYLENE CHLORIDE	0.33 U	0.33 U	0.33 U	0.33 U
NAPHTHALENE	0.24 U	0.24 U	0.24 U	0.24 U
N-BUTYLBENZENE	0.12 U	0.12 U	0.12 U	0.12 U
N-PROPYLBENZENE	0.14 U	0.14 U	0.14 U	0.14 U
O-XYLENE	0.14 U	0.14 U	2.4	0.14 U
SEC-BUTYLBENZENE	0.13 U	0.13 U	0.13 U	0.13 U
STYRENE	0.11 U	0.11 U	0.11 U	0.11 U
TERT-AMYL METHYL ETHER	0.067 U	0.067 U	0.067 U	0.067 U
TERT-BUTYLBENZENE	0.13 U	0.13 U	0.13 U	0.13 U
TERTIARY-BUTYL ALCOHOL	3.9 UR	3.9 UR	3.9 UR	3.9 UR
TETRACHLOROETHENE	0.29 U	0.29 U	0.29 U	0.29 U
TOLUENE	0.13 U	0.13 U	0.13 U	0.13 U
TOTAL XYLENES	0.28 U	0.28 U	9.6	0.28 U
TRANS-1,2-DICHLOROETHENE	0.19 U	0.19 U	0.19 U	0.19 U
TRANS-1,3-DICHLOROPROPENE	0.19 U	0.19 U	0.19 U	0.19 U
TRICHLOROETHENE	0.17 U	5.3	0.17 U	0.17 U
TRICHLOROFLUOROMETHANE	0.21 U	0.21 U	0.21 UJ	0.21 UJ
VINYL ACETATE	0.19 UR	0.19 UR	0.19 UR	0.19 UR
VINYL CHLORIDE	0.22 U	0.22 U	32	1.2
SEMIVOLATILES (ug/l)				
1,4-DIOXANE	0.48 U	0.47 U	0.54 U	0.53 U
TOTAL METALS (ug/l)				
ANTIMONY	0.93 B	0.93 B	0.29 B	0.15 B
ARSENIC	0.95 J	2.8 J	3 J	1.3 J
BARIUM	58	51	48	67
BERYLLIUM	0.092 U	0.092 U	0.092 U	0.48 J
CADMIUM	0.046 U	0.18 J	0.046 U	0.046 U

TABLE C-1

CHEMICAL RESULTS FOR GROUNDWATER SAMPLES, MAY-JUNE 2011
DUMP ROAD AREA
LOCKHEED MARTIN, MARTIN STATE AIRPORT, MIDDLE RIVER, MARYLAND

SAMPLE ID:	MSA-MW33I-052611	MSA-MW33S-052611	MW34I-060911	MW34S-060911
LABORATORY ID:	240-569-5	240-569-4	240-979-3	240-979-2
SAMPLE DATE:	5/26/2011	5/26/2011	6/9/2011	6/9/2011
LOCATION:	MSA-MW33I	MSA-MW33S	MW34I	MW34S
CHROMIUM	0.65 B	1.1 J	1.2 J	0.93 B
COBALT	4.8 J	3.9	11	96
COPPER	9.4	9	3.1	2.1
LEAD	0.31 B	0.38 B	0.49 B	0.24 B
MERCURY	0.12 U	0.12 U	0.12 U	0.12 U
MOLYBDENUM	0.65 J	1 J	0.42 U	0.43 B
NICKEL	6.7	6.7	2.1	130
SELENIUM	0.32 U	0.32 U	0.32 U	0.32 U
SILVER	0.13 B	0.17 B	0.014 U	0.014 U
THALLIUM	0.24 B	0.25 B	0.28 B	0.35 B
TUNGSTEN	0.28 B	0.29 B	0.28 B	0.33 B
VANADIUM	1.5 B	2.4 J	0.3 U	6.3 J
ZINC	290 J	2600	14 J	120 L
FILTERED METALS (ug/l)				
ANTIMONY	0.96 B	0.85 B	0.13 B	0.15 B
ARSENIC	0.99 J	2.7 J	0.59 J	1.3 J
BARIUM	63	49	61	68
BERYLLIUM	0.092 U	0.092 U	2.4	0.46 J
CADMIUM	0.046 U	0.18 J	0.046 U	0.046 U
CHROMIUM	0.53 B	0.98 J	0.79 B	0.93 B
COBALT	5.2	4	220	96
COPPER	10	9	3.9	0.5 J
LEAD	0.14 B	0.2 B	0.27 B	0.21 B
MERCURY	0.12 U	0.12 U	0.12 U	0.12 U
MOLYBDENUM	0.65 J	1 J	0.42 U	0.42 U
NICKEL	7.8	4	310	130
SELENIUM	0.32 U	0.32 U	0.32 U	0.32 U
SILVER	0.093 B	0.12 B	0.014 U	0.014 U

TABLE C-1

CHEMICAL RESULTS FOR GROUNDWATER SAMPLES, MAY-JUNE 2011
DUMP ROAD AREA
LOCKHEED MARTIN, MARTIN STATE AIRPORT, MIDDLE RIVER, MARYLAND

SAMPLE ID:	MSA-MW33I-052611	MSA-MW33S-052611	MW34I-060911	MW34S-060911
LABORATORY ID:	240-569-5	240-569-4	240-979-3	240-979-2
SAMPLE DATE:	5/26/2011	5/26/2011	6/9/2011	6/9/2011
LOCATION:	MSA-MW33I	MSA-MW33S	MW34I	MW34S
THALLIUM	0.24 B	0.25 B	0.31 B	0.29 B
TUNGSTEN	0.27 B	0.28 B	0.21 B	0.3 B
VANADIUM	1.3 B	2.1 J	0.3 U	5.6 J
ZINC	220	2400 J	410	120
MISCELLANEOUS (mg/l)				
ALKALINITY				
AMMONIA-N				
CHLORIDE				
DISSOLVED ORGANIC CARBON				
NITRATE-N				
NITRITE-N				
ORTHOPHOSPHATE				
ORTHOPHOSPHATE-P				
SULFATE				
TOTAL DISSOLVED SOLIDS				
MISCELLANEOUS (ug/l)				
BROMOACETIC ACID				
CHLOROACETIC ACID				
DIBROMOACETIC ACID				
DICHLOROACETIC ACID				
HEXAVALENT CHROMIUM	0.051	0.01 U		
PERCHLORATE	1.8 U	1.8 U	0.36 U	0.36 U
TRICHLOROACETIC ACID				
PETROLEUM HYDROCARBONS (ug/l)				
DIESEL RANGE ORGANICS		260 B		250 U
GASOLINE RANGE ORGANICS		51 J		46 B
RADIONUCLIDES (pC/l)				
RADIUM-224/226				

TABLE C-1

CHEMICAL RESULTS FOR GROUNDWATER SAMPLES, MAY-JUNE 2011
DUMP ROAD AREA
LOCKHEED MARTIN, MARTIN STATE AIRPORT, MIDDLE RIVER, MARYLAND

SAMPLE ID:	MSA-MW33I-052611	MSA-MW33S-052611	MW34I-060911	MW34S-060911
LABORATORY ID:	240-569-5	240-569-4	240-979-3	240-979-2
SAMPLE DATE:	5/26/2011	5/26/2011	6/9/2011	6/9/2011
LOCATION:	MSA-MW33I	MSA-MW33S	MW34I	MW34S
RADIUM-228				
TENTATIVELY IDENTIFIED VOLATILE (ug/l)				
1,1,2-TRICHLOROETHANE				
1,4-DIOXANE				
2-METHYLNAPHTHALENE				
CYCLOHEXANE				
CYCLOHEXANE, 1,3-DIMETHYL-, CIS-				
DI-SEC-BUTYL ETHER				
ISOBUTYL ALCOHOL				
METHYLCYCLOHEXANE				
N-BUTANOL				
N-BUTYL ETHER				
PENTANE, 2,3,3-TRIMETHYL-				
SILANOL, DIMETHYL(1,1,2-TRIMETHYLPROPYL)				
SILANOL, TRIMETHYL-				
TERT-BUTYLDIMETHYLSILANOL				
TETRAHYDROFURAN			2.5 NJ	
THIIRANE				

APPENDIX D—DATA-VALIDATION REPORTS WITH CHAIN-OF-CUSTODY FORMS (ON CD)

Tetra Tech NUS **INTERNAL CORRESPONDENCE**

TO: D. MURALI **DATE:** AUGUST 1, 2011

FROM: A. COGNETTI **COPIES:** DV FILE

SUBJECT: ORGANIC DATA VALIDATION-
VOLATILE ORGANIC COMPOUNDS/SVOC SIM/GRO/DRO
MARTIN STATE AIRPORT GROUNDWATER SAMPLING – FULL REVIEW
SAMPLE DELIVERY GROUP (SDG) 240-174-1

SAMPLES: 12/Aqueous/VOC

MW15D-051611	MW15I-051611	MW15S-051611	MW16D-051811
MW16I-051811	MW16S-051811	MW20D-051711	MW20I-051711
MW20S-051711	TB-051611	TB-051711	TB-051811

9/Aqueous/SVOC SIM

MW15D-051611	MW15I-051611	MW15S-051611	MW16D-051811
MW16I-051811	MW16S-051811	MW20D-051711	MW20I-051711
MW20S-051711			

3/Aqueous/GRO/DRO

MW15S-051611	MW16S-051811	MW20S-051711

Overview

The sample set for Martin State Airport Groundwater Sampling, SDG 240-174-1 consists of nine (9) aqueous environmental samples and three trip blanks. All samples were analyzed for volatile organic compounds (VOCs). Nine (9) aqueous environmental samples were analyzed for 1,4-dioxane in the semivolatile organic compound (SVOC) SIM fraction. Three (3) aqueous environmental samples; MW15S-051611, MW16S-051811 and MW20S-051711 were analyzed for gasoline range organics (GRO) and diesel range organics (DRO). GRO is listed on the form 1s and EDD as total petroleum hydrocarbons (TPH) (C6-C10) and DRO as TPH (C10-C32).

The samples were collected on May 16, 17 and 18, 2011 and analyzed by Test America Laboratories, Inc. Volatile organic compound analyses were conducted in accordance to SW-846 Method 8260B. The analyses for 1,4-dioxane followed SW-846 Method 8270C in Selective Ion Monitoring SIM mode. GRO and DRO analyses followed SW-846 Method 8015B.

Summary

The data contained in this SDG were validated with regard to the following parameters: data completeness, system performance, holding times, GC/MS tuning, initial / continuing calibrations, laboratory method blank results, surrogate spike/internal standard recoveries, laboratory control sample results, matrix spike/matrix spike duplicate results, compound identification, compound quantitation, and detection limits.

Areas of concern with respect to data quality are listed below.

Major Problems

- In the volatile initial calibration of instrument A3UX10 on May 18, 2011 and the continuing calibrations on May 25, 2011 @ 10:23, June 1, 2011 @ 13:44 and June 2, 2011 @ 15:16, tert-butyl alcohol and vinyl acetate had relative retention factors (RRFs) less than the 0.05 quality control limit. The nondetected tert-butyl alcohol and vinyl acetate results were qualified as rejected (UR) in the affected samples TB-051611, MW15S-051611, MW15I-051611, MW15D-051611, TB-051811, MW16S-051811, MW16D-051811, and MW16I-051811. The positive tert-butyl alcohol result in sample MW16S-051811 was qualified as estimated (J) due to conflicting directional bias.

- In the volatile initial calibration of instrument A3UX9 on May 26, 2011 and the continuing calibration on May 27, 2011 @ 18:48, vinyl acetate, tert-butyl alcohol and 2-butanone had RRFs less than the 0.05 quality control limit. The nondetected vinyl acetate, tert-butyl alcohol and 2-butanone results were qualified as rejected (UR) in the affected samples TB-051711, MW20S-051711, MW20I-051711 and MW15D-051711. The positive 2-butanone result in sample MW-20I-051711 was qualified as estimated (J) due to conflicting directional bias.

Minor Problems

- Laboratory contaminants were detected in the volatile fraction in several method blanks and trip blanks.

Blank	Contaminant	Maximum Concentration (ug/L)	Action Level (ug/L)	Affected Samples
240-2565/5	Naphthalene	0.252	1.26	MW15D-051611, MW15I-051611, MW15S-051611, TB-051611
	1,2,3-trichlorobenzene	0.3	1.5	
240-3253/5	1,2,3-trichlorobenzene	0.271	1.36	MW16D-051811, MW16I-051811, MW16S-051811, TB-051811
240-3428/5	Naphthalene	0.24	1.2	MW16S-051811DL, MW16I-051811DL
	1,2,3-trichlorobenzene	0.257	1.29	
240-2965/6	n-butyl benzene	0.144	0.72	MW20S-051711, MW20I-051711, MW20D-051711, TB-051711
	1,2,4-trichlorobenzene	0.177	0.885	
TB-051611	Acetone	2.8	28.0	MW15D-051611, MW15I-051611, MW15S-051611,
TB-051811	1,2,3-trichlorobenzene	0.3	1.5	MW16D-051811, MW16I-051811, MW16S-051811,
	Naphthalene	0.26	1.3	

An action level of 5X the maximum concentration level has been used in order to evaluate sample data for blank contamination. An action level of 10X the maximum concentration of common laboratory contaminant, acetone, was established. Positive results less than the action level were qualified (B) as a result of blank contamination. Sample aliquot and dilution factors were taken into account in validation of data. No action was taken on the nondetected results in the affected samples. Trip blanks are not qualified for laboratory blank contamination.

- Samples MW16I-051811 and MW16S-051811 were reanalyzed and re-extracted outside of hold time. Sample MW16I-051811 was reanalyzed in order to obtain concentrations of cis-1,2-dichloroethene and trichloroethene within instrument calibration range. The positive cis-1,2-dichloroethene and trichloroethene results were qualified as biased low (L). Sample MW16S-051811 was reanalyzed in

order to obtain concentrations of cis-1,2-dichloroethene and vinyl chloride within instrument calibration range. The positive cis-1,2-dichloroethene and vinyl chloride results were qualified as biased low (L).

- GRO was detected in the laboratory method blanks 240-2769/17, 240-2863/27, 240-3404/10 affecting all samples.

Contaminant	Maximum Concentration (ug/L)	Action Level (ug/L)
GRO	34.8 (1)	174.0

(1) Maximum concentration of GRO detected in laboratory method blank 240-2863/27 analyzed on May 28, 2011.

An action level of 5X the maximum concentration level has been used in order to evaluate sample data for blank contamination. Positive results less than the action level were qualified (B) as a result of blank contamination. Sample aliquot and dilution factors were taken into account in validation of the data.

- DRO was detected in the laboratory method blank 240-2307/1-A affecting samples MW20S-051711 and MW16S-051811.

Contaminant	Maximum Concentration (ug/L)	Action Level (ug/L)
DRO	1460	7300

An action level of 5X the maximum concentration level has been used in order to evaluate sample data for blank contamination. Positive results less than the action level were qualified (B) as a result of blank contamination. Sample aliquot and dilution factors were taken into account in validation of the data.

- Samples MW20S-051711 and MW16S-051811 were re-extracted and reanalyzed because of the high contaminant level of DRO found in the laboratory method blank. The samples were analyzed outside of hold time. The positive DRO results in samples MW20S-051711 and MW16S-051811 were qualified as biased low (L).

- Positive results reported below the reporting limit (RL) but above the method detection limit (MDL) for the organic analyses were qualified as estimated, (J).

Notes

The continuing calibration percent differences (%Ds) for several target analytes were greater than the 20% quality control limit but less than 50% on May 25, 2011 @ 10:23 on instrument A3UX10. The analytes were dichlorodifluoromethane, bromomethane, chloroethane, trichlorofluoromethane, carbon disulfide, bromodichloromethane, cis-1,3-dichloropropene, 4-methyl-2-pentanone, 2-hexanone, dibromochloromethane, 1,1,1,2-tetrachloroethane and 1,2-dibromo-3-chloropropane. No action was taken on the nondetected results of the aforementioned analytes in the affected samples TB-051611, MW15S-051611, MW15I-051611 and MW15D-051611.

The continuing calibration %Ds for several analytes were greater than the 20% quality control limit but less than 50% on June 1, 2011 @ 13:44 on instrument A3UX10. The analytes were dichlorodifluoromethane, bromomethane, 4-methyl-2-pentanone, 2-hexanone, dibromochloromethane

and 1,2-dibromo-3-chloropropane. No action was taken on the nondetected results of the aforementioned analytes in the affected samples TB-051811, MW16S-051811, MW16D-051811 and MW16I-051811.

The continuing calibration %Ds for bromomethane, 4-methyl-2-pentanone and 2-hexanone were greater than the 20% quality control limit but less than 50% on June 2, 2011 @ 15:16 on instrument A3UX10. No action was taken on the nondetected results of the aforementioned analytes in the affected samples MW16S-051811DI and MW16I-051811DL.

The continuing calibration %Ds for tert-butyl alcohol and carbon tetrachloride were greater than the 20% quality control limit but less than 50% on May 27, 2011 @ 18:48 on instrument A3UX9. No action was taken on the nondetected tert-butyl alcohol and carbon tetrachloride results in the affected samples TB-051711, MW20S-051711, MW20I-051711 and MW20D-051711.

The following samples were diluted in the VOC and SVOC SIM fractions resulting in elevated reporting limits.

Sample	Dilution Factor
MW20S-051711	50X (VOC), 7X (SVOC)
MW20I-051711	13X (VOC),
MW16S-051811	7X (SVOC)

Nondetected results were reported to the MDL.

EXECUTIVE SUMMARY

Laboratory Performance Issues: Tert-butyl alcohol, vinyl acetate and 2-butanone had RRFs less than quality control limits in the initial and continuing calibrations. Several contaminants were detected in the method blanks and trip blanks in the VOC, GRO and DRO fractions. Samples were analyzed outside of hold time in the VOC and DRO fractions.

Other Factors Affecting Data Quality: None.

The data for these analyses were reviewed with reference to the Region III EPA Functional Guidelines for Organic Data Validation (9/94), and the Department of Defense (DoD) document entitled "Quality Systems Manual (QSM) for Environmental Laboratories" (April 2009).

The text of this report has been formulated to address only those problem areas affecting data quality.

Ann Cognetti

Tetra Tech NUS
Ann Cognetti
Chemist/Data Validator

TetraTech NUS
Joseph A. Samchuck
Data Validation Quality Assurance Officer

Attachments:
Appendix A – Qualified Analytical Results
Appendix B – Results as Reported by the Laboratory
Appendix C – Support Documentation

Appendix A

Qualified Analytical Results

Data Validation Qualifier Codes:

A = Lab Blank Contamination
B = Field Blank Contamination
C = Calibration Noncompliance (e.g. % RSDs, %Ds, ICVs, CCVs, RRFs, etc.)
C01 = GC/MS Tuning Noncompliance
D = MS/MSD Recovery Noncompliance
E = LCS/LCSD Recovery Noncompliance
F = Lab Duplicate Imprecision
G = Field Duplicate Imprecision
H = Holding Time Exceedance
I = ICP Serial Dilution Noncompliance
J = GFAA PDS - GFAA MSA's $r < 0.995$
K = ICP Interference - includes ICS % R Noncompliance
L = Instrument Calibration Range Exceedance
M = Sample Preservation Noncompliance
N = Internal Standard Noncompliance
N01 = Internal Standard Recovery Noncompliance Dioxins
N02 = Recovery Standard Noncompliance Dioxins
N03 = Clean-up Standard Noncompliance Dioxins
O = Poor Instrument Performance (e.g. base-line drifting)
P = Uncertainty near detection limit (< 2 x IDL for inorganics and <CRQL for organics)
Q = Other problems (can be any number of issues; e.g. poor chromatography,interferences, etc.)
R = Surrogates Recovery Noncompliance
S = Pesticide/PCB Resolution
T = % Breakdown Noncompliance for DDT and Endrin
U = % Difference between columns/detectors >25% for positive results determined via GC/HPLC
V = Non-linear calibrations; correlation coefficient $r < 0.995$
W = EMPC result
X = Signal to noise response drop
Y = Percent solids <30%
Z = Uncertainty at 2 sigma deviation is greater than sample activity

PROJ_NO: C03292	NSAMPLE	MW15D-051611			MW15I-051611			MW15S-051611			MW16D-051811		
SDG: 240-174-1	LAB_ID	240-174-4			240-174-3			240-174-2			240-271-4		
FRACTION: OV	SAMP_DATE	5/16/2011			5/16/2011			5/16/2011			5/18/2011		
MEDIA: WATER	QC_TYPE	NM			NM			NM			NM		
	UNITS	UG/L			UG/L			UG/L			UG/L		
	PCT_SOLIDS	0.0			0.0			0.0			0.0		
	DUP_OF												
PARAMETER		RESULT	VQL	QLCD	RESULT	VQL	QLCD	RESULT	VQL	QLCD	RESULT	VQL	QLCD
1,1,1,2-TETRACHLOROETHANE		0.23	U		14	U		0.46	U		0.23	U	
1,1,1-TRICHLOROETHANE		0.22	U		13	U		0.44	U		0.22	U	
1,1,2,2-TETRACHLOROETHANE		0.18	U		11	U		0.36	U		0.18	U	
1,1,2-TRICHLOROTRIFLUOROETHANE		0.28	U		16	U		0.56	U		0.28	U	
1,1-DICHLOROETHANE		0.15	U		8.8	U		0.3	U		0.15	U	
1,1-DICHLOROETHENE		0.19	U		11	U		0.38	U		0.19	U	
1,1-DICHLOROPROPENE		0.13	U		7.6	U		0.26	U		0.13	U	
1,2,3-TRICHLOROBENZENE		0.17	U		10	U		0.34	U		0.17	U	
1,2,3-TRICHLOROPROPANE		0.43	U		25	U		0.86	U		0.43	U	
1,2,3-TRIMETHYLBENZENE		0.0059	U		0.35	U		0.012	U		0.0059	U	
1,2,4-TRICHLOROBENZENE		0.15	U		8.8	U		0.3	U		0.15	U	
1,2,4-TRIMETHYLBENZENE		0.12	U		7.1	U		0.24	U		0.12	U	
1,2-DIBROMO-3-CHLOROPROPANE		0.67	U		39	U		1.3	U		0.67	U	
1,2-DIBROMOETHANE		0.24	U		14	U		0.48	U		0.24	U	
1,2-DICHLOROBENZENE		0.13	U		7.6	U		0.26	U		0.13	U	
1,2-DICHLOROETHANE		0.22	U		13	U		0.44	U		0.22	U	
1,2-DICHLOROPROPANE		0.18	U		11	U		0.36	U		0.18	U	
1,3-DICHLOROBENZENE		0.14	U		8.2	U		0.28	U		0.14	U	
1,3-DICHLOROPROPANE		0.16	U		9.4	U		0.32	U		0.16	U	
1,4-DICHLOROBENZENE		0.13	U		7.6	U		0.26	U		0.13	U	
2,2-DICHLOROPROPANE		0.13	U		7.6	U		0.26	U		0.13	U	
2-BUTANONE		0.57	U		34	U		1.1	U		0.57	U	
2-CHLOROETHYL VINYL ETHER		0.99	U		58	U		2	U		0.99	U	
2-CHLOROTOLUENE		0.11	U		6.5	U		0.22	U		0.11	U	
2-HEXANONE		0.41	U		24	U		0.82	U		0.41	U	
4-CHLOROTOLUENE		0.18	U		11	U		0.36	U		0.18	U	
4-ISOPROPYLTOLUENE		0.12	U		7.1	U		0.24	U		0.12	U	
4-METHYL-2-PENTANONE		0.32	U		19	U		0.64	U		0.32	U	
ACETONE		1.1	U		65	U		4.6	B	B	3.1	J	P
BENZENE		0.13	U		7.6	U		0.26	U		0.13	U	
BROMOBENZENE		0.13	U		7.6	U		0.26	U		0.13	U	
BROMOCHLOROMETHANE		0.29	U		17	U		0.58	U		0.29	U	
BROMODICHLOROMETHANE		0.15	U		8.8	U		0.3	U		0.15	U	
BROMOFORM		0.64	U		38	U		1.3	U		0.64	U	
BROMOMETHANE		0.41	U		24	U		0.82	U		0.41	U	

PROJ_NO: C03292	NSAMPLE	MW16I-051811			MW16I-051811RA			MW16S-051811			MW16S-051811RA		
SDG: 240-174-1	LAB_ID	240-271-3			240-271-3			240-271-2			240-271-2		
FRACTION: OV	SAMP_DATE	5/18/2011			5/18/2011			5/18/2011			5/18/2011		
MEDIA: WATER	QC_TYPE	NM			NM			NM			NM		
	UNITS	UG/L			UG/L			UG/L			UG/L		
	PCT_SOLIDS	0.0			0.0			0.0			0.0		
	DUP_OF												
PARAMETER	RESULT	VQL	QLCD	RESULT	VQL	QLCD	RESULT	VQL	QLCD	RESULT	VQL	QLCD
1,1,1,2-TETRACHLOROETHANE	0.23	U					0.23	U				
1,1,1-TRICHLOROETHANE	0.22	U					0.22	U				
1,1,2,2-TETRACHLOROETHANE	0.18	U					0.18	U				
1,1,2-TRICHLOROTRIFLUOROETHANE	0.28	U					0.28	U				
1,1-DICHLOROETHANE	0.15	U					0.15	U				
1,1-DICHLOROETHENE	1.9						0.5	J	P			
1,1-DICHLOROPROPENE	0.13	U					0.13	U				
1,2,3-TRICHLOROBENZENE	0.17	U					0.17	U				
1,2,3-TRICHLOROPROPANE	0.43	U					0.43	U				
1,2,3-TRIMETHYLBENZENE	0.0059	U					0.0059	U				
1,2,4-TRICHLOROBENZENE	0.15	U					2.4					
1,2,4-TRIMETHYLBENZENE	0.12	U					0.12	U				
1,2-DIBROMO-3-CHLOROPROPANE	0.67	U					0.67	U				
1,2-DIBROMOETHANE	0.24	U					0.24	U				
1,2-DICHLOROBENZENE	0.13	U					3.6					
1,2-DICHLOROETHANE	3.5						0.22	U				
1,2-DICHLOROPROPANE	0.18	U					0.18	U				
1,3-DICHLOROBENZENE	0.14	U					1.4					
1,3-DICHLOROPROPANE	0.16	U					0.16	U				
1,4-DICHLOROBENZENE	0.13	U					1.6					
2,2-DICHLOROPROPANE	0.13	U					0.13	U				
2-BUTANONE	0.57	U					0.57	U				
2-CHLOROETHYL VINYL ETHER	0.99	U					0.99	U				
2-CHLOROTOLUENE	0.11	U					0.11	U				
2-HEXANONE	0.41	U					0.41	U				
4-CHLOROTOLUENE	0.18	U					0.18	U				
4-ISOPROPYLTOLUENE	0.12	U					0.12	U				
4-METHYL-2-PENTANONE	0.32	U					0.32	U				
ACETONE	1.8	J	P				1.8	J	P			
BENZENE	0.64	J	P				7.7					
BROMOBENZENE	0.13	U					0.13	U				
BROMOCHLOROMETHANE	0.29	U					0.29	U				
BROMODICHLOROMETHANE	0.15	U					0.15	U				
BROMOFORM	0.64	U					0.64	U				
BROMOMETHANE	0.41	U					0.41	U				

PROJ_NO: C03292	NSAMPLE	MW20D-051711			MW20I-051711			MW20S-051711			TB-051611		
SDG: 240-174-1	LAB_ID	240-209-4			240-209-3			240-209-2			240-174-1		
FRACTION: OV	SAMP_DATE	5/17/2011			5/17/2011			5/17/2011			5/16/2011		
MEDIA: WATER	QC_TYPE	NM			NM			NM			NM		
	UNITS	UG/L			UG/L			UG/L			UG/L		
	PCT_SOLIDS	0.0			0.0			0.0			0.0		
	DUP_OF												
PARAMETER	RESULT	VQL	QLCD	RESULT	VQL	QLCD	RESULT	VQL	QLCD	RESULT	VQL	QLCD
1,1,1,2-TETRACHLOROETHANE	0.23	U		2.9	U		12	U		0.23	U	
1,1,1-TRICHLOROETHANE	0.22	U		2.8	U		11	U		0.22	U	
1,1,2,2-TETRACHLOROETHANE	0.18	U		2.3	U		9	U		0.18	U	
1,1,2-TRICHLOROTRIFLUOROETHANE	0.28	U		3.5	U		14	U		0.28	U	
1,1-DICHLOROETHANE	0.15	U		1.9	U		7.5	U		0.15	U	
1,1-DICHLOROETHENE	0.19	U		3.4	J	P	16	J	P	0.19	U	
1,1-DICHLOROPROPENE	0.13	U		1.6	U		6.5	U		0.13	U	
1,2,3-TRICHLOROBENZENE	0.17	U		2.1	U		8.5	U		0.17	U	
1,2,3-TRICHLOROPROPANE	0.43	U		5.4	U		22	U		0.43	U	
1,2,3-TRIMETHYLBENZENE	0.0059	U		0.074	U		0.3	U		0.0059	U	
1,2,4-TRICHLOROBENZENE	0.15	U		1.9	U		7.5	U		0.15	U	
1,2,4-TRIMETHYLBENZENE	0.12	U		1.5	U		7.3	J	P	0.12	U	
1,2-DIBROMO-3-CHLOROPROPANE	0.67	U		8.4	U		34	U		0.67	U	
1,2-DIBROMOETHANE	0.24	U		3	U		12	U		0.24	U	
1,2-DICHLOROBENZENE	0.13	U		1.6	U		6.5	U		0.13	U	
1,2-DICHLOROETHANE	0.51	J	P	2.8	U		11	U		0.22	U	
1,2-DICHLOROPROPANE	0.18	U		2.3	U		9	U		0.18	U	
1,3-DICHLOROBENZENE	0.14	U		1.8	U		7	U		0.14	U	
1,3-DICHLOROPROPANE	0.16	U		2	U		8	U		0.16	U	
1,4-DICHLOROBENZENE	0.13	U		1.6	U		6.5	U		0.13	U	
2,2-DICHLOROPROPANE	0.13	U		1.6	U		6.5	U		0.13	U	
2-BUTANONE	0.57	UR	C	40	J	CP	29	UR	C	0.57	U	
2-CHLOROETHYL VINYL ETHER	0.99	U		12	U		50	U		0.99	U	
2-CHLOROTOLUENE	0.11	U		1.4	U		5.5	U		0.11	U	
2-HEXANONE	0.41	U		5.1	U		21	U		0.41	U	
4-CHLOROTOLUENE	0.18	U		2.3	U		9	U		0.18	U	
4-ISOPROPYLTOLUENE	0.12	U		1.5	U		6	U		0.12	U	
4-METHYL-2-PENTANONE	0.32	U		4	U		16	U		0.32	U	
ACETONE	1.1	U		14	U		55	U		2.8	J	P
BENZENE	0.13	U		2	J	P	23	J	P	0.13	U	
BROMOBENZENE	0.13	U		1.6	U		6.5	U		0.13	U	
BROMOCHLOROMETHANE	0.29	U		3.6	U		15	U		0.29	U	
BROMODICHLOROMETHANE	0.15	U		1.9	U		7.5	U		0.15	U	
BROMOFORM	0.64	U		8	U		32	U		0.64	U	
BROMOMETHANE	0.41	U		5.1	U		21	U		0.41	U	

PROJ_NO: C03292	NSAMPLE	TB-051711			TB-051811		
SDG: 240-174-1	LAB_ID	240-209-1			240-271-1		
FRACTION: OV	SAMP_DATE	5/17/2011			5/18/2011		
MEDIA: WATER	QC_TYPE	NM			NM		
	UNITS	UG/L			UG/L		
	PCT_SOLIDS	0.0			0.0		
	DUP_OF						
PARAMETER		RESULT	VQL	QLCD	RESULT	VQL	QLCD
1,1,1,2-TETRACHLOROETHANE		0.23	U		0.23	U	
1,1,1-TRICHLOROETHANE		0.22	U		0.22	U	
1,1,2,2-TETRACHLOROETHANE		0.18	U		0.18	U	
1,1,2-TRICHLOROTRIFLUOROETHANE		0.28	U		0.28	U	
1,1-DICHLOROETHANE		0.15	U		0.15	U	
1,1-DICHLOROETHENE		0.19	U		0.19	U	
1,1-DICHLOROPROPENE		0.13	U		0.13	U	
1,2,3-TRICHLOROBENZENE		0.17	U		0.3	J	P
1,2,3-TRICHLOROPROPANE		0.43	U		0.43	U	
1,2,3-TRIMETHYLBENZENE		0.0059	U		0.0059	U	
1,2,4-TRICHLOROBENZENE		0.15	U		0.15	U	
1,2,4-TRIMETHYLBENZENE		0.12	U		0.12	U	
1,2-DIBROMO-3-CHLOROPROPANE		0.67	U		0.67	U	
1,2-DIBROMOETHANE		0.24	U		0.24	U	
1,2-DICHLOROBENZENE		0.13	U		0.13	U	
1,2-DICHLOROETHANE		0.22	U		0.22	U	
1,2-DICHLOROPROPANE		0.18	U		0.18	U	
1,3-DICHLOROBENZENE		0.14	U		0.14	U	
1,3-DICHLOROPROPANE		0.16	U		0.16	U	
1,4-DICHLOROBENZENE		0.13	U		0.13	U	
2,2-DICHLOROPROPANE		0.13	U		0.13	U	
2-BUTANONE		0.57	UR	C	0.57	U	
2-CHLOROETHYL VINYL ETHER		0.99	U		0.99	U	
2-CHLOROTOLUENE		0.11	U		0.11	U	
2-HEXANONE		0.41	U		0.41	U	
4-CHLOROTOLUENE		0.18	U		0.18	U	
4-ISOPROPYLTOLUENE		0.12	U		0.12	U	
4-METHYL-2-PENTANONE		0.32	U		0.32	U	
ACETONE		1.1	U		1.1	U	
BENZENE		0.13	U		0.13	U	
BROMOBENZENE		0.13	U		0.13	U	
BROMOCHLOROMETHANE		0.29	U		0.29	U	
BROMODICHLOROMETHANE		0.15	U		0.15	U	
BROMOFORM		0.64	U		0.64	U	
BROMOMETHANE		0.41	U		0.41	U	

PROJ_NO: C03292	NSAMPLE	MW15D-051611			MW15I-051611			MW15S-051611			MW16D-051811		
SDG: 240-174-1	LAB_ID	240-174-4			240-174-3			240-174-2			240-271-4		
FRACTION: OV	SAMP_DATE	5/16/2011			5/16/2011			5/16/2011			5/18/2011		
MEDIA: WATER	QC_TYPE	NM			NM			NM			NM		
	UNITS	UG/L			UG/L			UG/L			UG/L		
	PCT_SOLIDS	0.0			0.0			0.0			0.0		
	DUP_OF												
PARAMETER		RESULT	VQL	QLCD	RESULT	VQL	QLCD	RESULT	VQL	QLCD	RESULT	VQL	QLCD
CARBON DISULFIDE		0.13	U		7.6	U		0.26	U		0.13	U	
CARBON TETRACHLORIDE		0.13	U		7.6	U		0.26	U		0.13	U	
CHLOROBENZENE		0.15	U		8.8	U		0.3	U		0.15	U	
CHLORODIBROMOMETHANE		0.18	U		11	U		0.36	U		0.18	U	
CHLOROETHANE		0.29	U		17	U		0.58	U		0.29	U	
CHLOROFORM		0.16	U		9.4	U		0.32	U		0.16	U	
CHLOROMETHANE		0.3	U		18	U		0.6	U		0.3	U	
CIS-1,2-DICHLOROETHENE		0.17	U		380			20			0.17	U	
CIS-1,3-DICHLOROPROPENE		0.14	U		8.2	U		0.28	U		0.14	U	
DIBROMOMETHANE		0.28	U		16	U		0.56	U		0.28	U	
DICHLORODIFLUOROMETHANE		0.31	U		18	U		0.62	U		0.31	U	
DIISOPROPYL ETHER		1.5	U		88	U		3	U		1.5	U	
ETHYL TERT-BUTYL ETHER		0.11	U		6.5	U		0.22	U		0.11	U	
ETHYLBENZENE		0.17	U		10	U		0.34	U		0.17	U	
HEXACHLOROBUTADIENE		0.3	U		18	U		0.6	U		0.3	U	
ISOPROPYLBENZENE		0.13	U		7.6	U		0.26	U		0.13	U	
M+P-XYLENES		0.24	U		14	U		0.48	U		0.24	U	
METHYL TERT-BUTYL ETHER		0.17	U		10	U		0.34	U		0.17	U	
METHYLENE CHLORIDE		0.33	U		19	U		0.66	U		0.33	U	
NAPHTHALENE		0.24	U		14	U		0.48	U		0.24	U	
N-BUTYLBENZENE		0.12	U		7.1	U		0.24	U		0.12	U	
N-PROPYLBENZENE		0.14	U		8.2	U		0.28	U		0.14	U	
O-XYLENE		0.14	U		8.2	U		0.28	U		0.14	U	
SEC-BUTYLBENZENE		0.13	U		7.6	U		0.26	U		0.13	U	
STYRENE		0.11	U		6.5	U		0.22	U		0.11	U	
TERT-AMYL METHYL ETHER		0.067	U		3.9	U		0.13	U		0.067	U	
TERT-BUTYLBENZENE		0.13	U		7.6	U		0.26	U		0.13	U	
TERTIARY-BUTYL ALCOHOL		3.9	UR	C	230	UR	C	7.8	UR	C	3.9	UR	C
TETRACHLOROETHENE		0.29	U		17	U		0.58	U		0.29	U	
TOLUENE		0.13	U		7.6	U		0.26	U		0.13	U	
TOTAL XYLENES		0.28	U		16	U		0.56	U		0.28	U	
TRANS-1,2-DICHLOROETHENE		0.19	U		11	U		0.39	J	P	0.19	U	
TRANS-1,3-DICHLOROPROPENE		0.19	U		11	U		0.38	U		0.19	U	
TRICHLOROETHENE		0.17	U		1500			63			0.6	J	P
TRICHLOROFLUOROMETHANE		0.21	U		12	U		0.42	U		0.21	U	

PROJ_NO: C03292	NSAMPLE	MW16I-051811			MW16I-051811RA			MW16S-051811			MW16S-051811RA		
SDG: 240-174-1	LAB_ID	240-271-3			240-271-3			240-271-2			240-271-2		
FRACTION: OV	SAMP_DATE	5/18/2011			5/18/2011			5/18/2011			5/18/2011		
MEDIA: WATER	QC_TYPE	NM			NM			NM			NM		
	UNITS	UG/L			UG/L			UG/L			UG/L		
	PCT_SOLIDS	0.0			0.0			0.0			0.0		
	DUP_OF												
PARAMETER		RESULT	VQL	QLCD	RESULT	VQL	QLCD	RESULT	VQL	QLCD	RESULT	VQL	QLCD
CARBON DISULFIDE		0.13	U					0.48	J	P			
CARBON TETRACHLORIDE		0.13	U					0.13	U				
CHLOROBENZENE		0.15	U					0.76	J	P			
CHLORODIBROMOMETHANE		0.18	U					0.18	U				
CHLOROETHANE		0.29	U					0.54	J	P			
CHLOROFORM		0.16	U					0.16	U				
CHLOROMETHANE		0.3	U					0.3	U				
CIS-1,2-DICHLOROETHENE					140	L	H				62	L	H
CIS-1,3-DICHLOROPROPENE		0.14	U					0.14	U				
DIBROMOMETHANE		0.28	U					0.28	U				
DICHLORODIFLUOROMETHANE		0.31	U					0.31	U				
DIISOPROPYL ETHER		1.5	U					2.6	J	P			
ETHYL TERT-BUTYL ETHER		0.11	U					0.2	J	P			
ETHYLBENZENE		0.17	U					0.17	U				
HEXACHLOROBUTADIENE		0.3	U					0.3	U				
ISOPROPYLBENZENE		0.13	U					0.13	U				
M+P-XYLENES		0.24	U					0.24	U				
METHYL TERT-BUTYL ETHER		0.17	U					0.17	U				
METHYLENE CHLORIDE		0.33	U					0.33	U				
NAPHTHALENE		0.24	U					0.24	U				
N-BUTYLBENZENE		0.12	U					0.12	U				
N-PROPYLBENZENE		0.14	U					0.14	U				
O-XYLENE		0.14	U					0.14	U				
SEC-BUTYLBENZENE		0.13	U					0.13	U				
STYRENE		0.11	U					0.11	U				
TERT-AMYL METHYL ETHER		0.067	U					0.067	U				
TERT-BUTYLBENZENE		0.13	U					0.13	U				
TERTIARY-BUTYL ALCOHOL		3.9	UR	C				6.6	J	CP			
TETRACHLOROETHENE		0.29	U					0.29	U				
TOLUENE		0.13	U					0.13	U				
TOTAL XYLENES		0.28	U					0.28	U				
TRANS-1,2-DICHLOROETHENE		2.6						0.19	U				
TRANS-1,3-DICHLOROPROPENE		0.19	U					0.19	U				
TRICHLOROETHENE					590	L	H	0.17	U				
TRICHLOROFLUOROMETHANE		0.21	U					0.21	U				

PROJ_NO: C03292	NSAMPLE	MW20D-051711			MW20I-051711			MW20S-051711			TB-051611		
SDG: 240-174-1	LAB_ID	240-209-4			240-209-3			240-209-2			240-174-1		
FRACTION: OV	SAMP_DATE	5/17/2011			5/17/2011			5/17/2011			5/16/2011		
MEDIA: WATER	QC_TYPE	NM			NM			NM			NM		
	UNITS	UG/L			UG/L			UG/L			UG/L		
	PCT_SOLIDS	0.0			0.0			0.0			0.0		
	DUP_OF												
PARAMETER		RESULT	VQL	QLCD	RESULT	VQL	QLCD	RESULT	VQL	QLCD	RESULT	VQL	QLCD
CARBON DISULFIDE		0.13	U		1.6	U		6.5	U		0.13	U	
CARBON TETRACHLORIDE		0.13	U		1.6	U		6.5	U		0.13	U	
CHLOROBENZENE		0.15	U		33			620			0.15	U	
CHLORODIBROMOMETHANE		0.18	U		2.3	U		9	U		0.18	U	
CHLOROETHANE		0.29	U		3.6	U		15	U		0.29	U	
CHLOROFORM		0.16	U		2	U		8	U		0.16	U	
CHLOROMETHANE		0.3	U		3.8	U		15	U		0.3	U	
CIS-1,2-DICHLOROETHENE		1.7			460			1300			0.17	U	
CIS-1,3-DICHLOROPROPENE		0.14	U		1.8	U		7	U		0.14	U	
DIBROMOMETHANE		0.28	U		3.5	U		14	U		0.28	U	
DICHLORODIFLUOROMETHANE		0.31	U		3.9	U		16	U		0.31	U	
DIISOPROPYL ETHER		1.5	U		19	U		75	U		1.5	U	
ETHYL TERT-BUTYL ETHER		0.11	U		1.4	U		5.5	U		0.11	U	
ETHYLBENZENE		0.17	U		2.1	U		10	J	P	0.17	U	
HEXACHLOROBUTADIENE		0.3	U		3.8	U		15	U		0.3	U	
ISOPROPYLBENZENE		0.13	U		1.6	U		6.5	U		0.13	U	
M+P-XYLENES		0.24	U		3	U		14	J	P	0.24	U	
METHYL TERT-BUTYL ETHER		0.17	U		2.1	U		8.5	U		0.17	U	
METHYLENE CHLORIDE		0.33	U		4.1	U		17	U		0.33	U	
NAPHTHALENE		0.24	U		3	U		12	U		0.24	U	
N-BUTYLBENZENE		0.12	U		1.5	U		6	U		0.12	U	
N-PROPYLBENZENE		0.14	U		1.8	U		7	U		0.14	U	
O-XYLENE		0.14	U		1.8	U		10	J	P	0.14	U	
SEC-BUTYLBENZENE		0.13	U		1.6	U		6.5	U		0.13	U	
STYRENE		0.11	U		1.4	U		5.5	U		0.11	U	
TERT-AMYL METHYL ETHER		0.067	U		0.84	U		3.4	U		0.067	U	
TERT-BUTYLBENZENE		0.13	U		1.6	U		6.5	U		0.13	U	
TERTIARY-BUTYL ALCOHOL		3.9	UR	C	49	UR	C	200	UR	C	3.9	UR	C
TETRACHLOROETHENE		0.29	U		3.6	U		15	U		0.29	U	
TOLUENE		0.13	U		1.6	U		9.8	J	P	0.13	U	
TOTAL XYLENES		0.28	U		3.5	U		24	J	P	0.28	U	
TRANS-1,2-DICHLOROETHENE		0.19	U		2.4	U		11	J	P	0.19	U	
TRANS-1,3-DICHLOROPROPENE		0.19	U		2.4	U		9.5	U		0.19	U	
TRICHLOROETHENE		13			65			320			0.17	U	
TRICHLOROFLUOROMETHANE		0.21	U		2.6	U		11	U		0.21	U	

PROJ_NO: C03292	NSAMPLE	TB-051711			TB-051811		
SDG: 240-174-1	LAB_ID	240-209-1			240-271-1		
FRACTION: OV	SAMP_DATE	5/17/2011			5/18/2011		
MEDIA: WATER	QC_TYPE	NM			NM		
	UNITS	UG/L			UG/L		
	PCT_SOLIDS	0.0			0.0		
	DUP_OF						
PARAMETER		RESULT	VQL	QLCD	RESULT	VQL	QLCD
CARBON DISULFIDE		0.13	U		0.13	U	
CARBON TETRACHLORIDE		0.13	U		0.13	U	
CHLOROBENZENE		0.15	U		0.15	U	
CHLORODIBROMOMETHANE		0.18	U		0.18	U	
CHLOROETHANE		0.29	U		0.29	U	
CHLOROFORM		0.16	U		0.16	U	
CHLOROMETHANE		0.3	U		0.3	U	
CIS-1,2-DICHLOROETHENE		0.17	U		0.17	U	
CIS-1,3-DICHLOROPROPENE		0.14	U		0.14	U	
DIBROMOMETHANE		0.28	U		0.28	U	
DICHLORODIFLUOROMETHANE		0.31	U		0.31	U	
DIISOPROPYL ETHER		1.5	U		1.5	U	
ETHYL TERT-BUTYL ETHER		0.11	U		0.11	U	
ETHYLBENZENE		0.17	U		0.17	U	
HEXACHLOROBUTADIENE		0.3	U		0.3	U	
ISOPROPYLBENZENE		0.13	U		0.13	U	
M+P-XYLENES		0.24	U		0.24	U	
METHYL TERT-BUTYL ETHER		0.17	U		0.17	U	
METHYLENE CHLORIDE		0.33	U		0.33	U	
NAPHTHALENE		0.24	U		0.26	J	P
N-BUTYLBENZENE		0.12	U		0.12	U	
N-PROPYLBENZENE		0.14	U		0.14	U	
O-XYLENE		0.14	U		0.14	U	
SEC-BUTYLBENZENE		0.13	U		0.13	U	
STYRENE		0.11	U		0.11	U	
TERT-AMYL METHYL ETHER		0.067	U		0.067	U	
TERT-BUTYLBENZENE		0.13	U		0.13	U	
TERTIARY-BUTYL ALCOHOL		3.9	UR	C	3.9	UR	C
TETRACHLOROETHENE		0.29	U		0.29	U	
TOLUENE		0.13	U		0.13	U	
TOTAL XYLENES		0.28	U		0.28	U	
TRANS-1,2-DICHLOROETHENE		0.19	U		0.19	U	
TRANS-1,3-DICHLOROPROPENE		0.19	U		0.19	U	
TRICHLOROETHENE		0.17	U		0.17	U	
TRICHLOROFLUOROMETHANE		0.21	U		0.21	U	

PROJ_NO: C03292	NSAMPLE	MW15D-051611			MW15I-051611			MW15S-051611			MW16D-051811		
SDG: 240-174-1	LAB_ID	240-174-4			240-174-3			240-174-2			240-271-4		
FRACTION: OV	SAMP_DATE	5/16/2011			5/16/2011			5/16/2011			5/18/2011		
MEDIA: WATER	QC_TYPE	NM			NM			NM			NM		
	UNITS	UG/L			UG/L			UG/L			UG/L		
	PCT_SOLIDS	0.0			0.0			0.0			0.0		
	DUP_OF												
PARAMETER		RESULT	VQL	QLCD	RESULT	VQL	QLCD	RESULT	VQL	QLCD	RESULT	VQL	QLCD
VINYL ACETATE		0.19	UR	C	11	UR	C	0.38	UR	C	0.19	UR	C
VINYL CHLORIDE		0.22	U		33	J	P	0.74	J	P	0.22	U	

PROJ_NO: C03292	NSAMPLE	MW16I-051811			MW16I-051811RA			MW16S-051811			MW16S-051811RA		
SDG: 240-174-1	LAB_ID	240-271-3			240-271-3			240-271-2			240-271-2		
FRACTION: OV	SAMP_DATE	5/18/2011			5/18/2011			5/18/2011			5/18/2011		
MEDIA: WATER	QC_TYPE	NM			NM			NM			NM		
	UNITS	UG/L			UG/L			UG/L			UG/L		
	PCT_SOLIDS	0.0			0.0			0.0			0.0		
	DUP_OF												
PARAMETER		RESULT	VQL	QLCD	RESULT	VQL	QLCD	RESULT	VQL	QLCD	RESULT	VQL	QLCD
VINYL ACETATE		0.19	UR	C				0.19	UR	C			
VINYL CHLORIDE		14									130	L	H

PROJ_NO: C03292	NSAMPLE	MW20D-051711			MW20I-051711			MW20S-051711			TB-051611		
SDG: 240-174-1	LAB_ID	240-209-4			240-209-3			240-209-2			240-174-1		
FRACTION: OV	SAMP_DATE	5/17/2011			5/17/2011			5/17/2011			5/16/2011		
MEDIA: WATER	QC_TYPE	NM			NM			NM			NM		
	UNITS	UG/L			UG/L			UG/L			UG/L		
	PCT_SOLIDS	0.0			0.0			0.0			0.0		
	DUP_OF												
PARAMETER		RESULT	VQL	QLCD	RESULT	VQL	QLCD	RESULT	VQL	QLCD	RESULT	VQL	QLCD
VINYL ACETATE		0.19	UR	C	2.4	UR	C	9.5	UR	C	0.19	UR	C
VINYL CHLORIDE		0.22	U		220			840			0.22	U	

PROJ_NO: C03292	NSAMPLE	TB-051711			TB-051811		
SDG: 240-174-1	LAB_ID	240-209-1			240-271-1		
FRACTION: OV	SAMP_DATE	5/17/2011			5/18/2011		
MEDIA: WATER	QC_TYPE	NM			NM		
	UNITS	UG/L			UG/L		
	PCT_SOLIDS	0.0			0.0		
	DUP_OF						
PARAMETER		RESULT	VQL	QLCD	RESULT	VQL	QLCD
VINYL ACETATE		0.19	UR	C	0.19	UR	C
VINYL CHLORIDE		0.22	U		0.22	U	

PROJ_NO: C03292	NSAMPLE	MW15S-051611-A			MW16S-051811-A			MW16S-051811RA-A			MW20S-051711-A		
SDG: 240-174-1	LAB_ID	240-174-2			240-271-2			240-271-2			240-209-2		
FRACTION: PET	SAMP_DATE	5/16/2011			5/18/2011			5/18/2011			5/17/2011		
MEDIA: WATER	QC_TYPE	NM			NM			NM			NM		
	UNITS	UG/L			UG/L			UG/L			UG/L		
	PCT_SOLIDS	0.0			0.0			0.0			0.0		
	DUP_OF												
PARAMETER		RESULT	VQL	QLCD	RESULT	VQL	QLCD	RESULT	VQL	QLCD	RESULT	VQL	QLCD
DIESEL RANGE ORGANICS		560						310	L	H			
GASOLINE RANGE ORGANICS		62	B	A	92	B	A				2000		

PROJ_NO: C03292	NSAMPLE	MW20S-051711RA-A		
SDG: 240-174-1	LAB_ID	240-209-2		
FRACTION: PET	SAMP_DATE	5/17/2011		
MEDIA: WATER	QC_TYPE	NM		
	UNITS	UG/L		
	PCT_SOLIDS	0.0		
	DUP_OF			
PARAMETER		RESULT	VQL	QLCD
DIESEL RANGE ORGANICS		1200	L	H
GASOLINE RANGE ORGANICS				

PROJ_NO: C03292	NSAMPLE	MW15D-051611			MW15I-051611			MW15S-051611			MW16D-051811		
SDG: 240-174-1	LAB_ID	240-174-4			240-174-3			240-174-2			240-271-4		
FRACTION: OS	SAMP_DATE	5/16/2011			5/16/2011			5/16/2011			5/18/2011		
MEDIA: WATER	QC_TYPE	NM			NM			NM			NM		
	UNITS	UG/L			UG/L			UG/L			UG/L		
	PCT_SOLIDS	0.0			0.0			0.0			0.0		
	DUP_OF												
PARAMETER		RESULT	VQL	QLCD	RESULT	VQL	QLCD	RESULT	VQL	QLCD	RESULT	VQL	QLCD
1,4-DIOXANE		0.48	U		0.47	U		0.63	J	P	0.47	U	

PROJ_NO: C03292	NSAMPLE	MW16I-051811			MW16S-051811			MW20D-051711			MW20I-051711		
SDG: 240-174-1	LAB_ID	240-271-3			240-271-2			240-209-4			240-209-3		
FRACTION: OS	SAMP_DATE	5/18/2011			5/18/2011			5/17/2011			5/17/2011		
MEDIA: WATER	QC_TYPE	NM			NM			NM			NM		
	UNITS	UG/L			UG/L			UG/L			UG/L		
	PCT_SOLIDS	0.0			0.0			0.0			0.0		
	DUP_OF												
PARAMETER		RESULT	VQL	QLCD	RESULT	VQL	QLCD	RESULT	VQL	QLCD	RESULT	VQL	QLCD
1,4-DIOXANE		0.47	U		220			2.3			8.6		

PROJ_NO: C03292	NSAMPLE	MW20S-051711		
SDG: 240-174-1	LAB_ID	240-209-2		
FRACTION: OS	SAMP_DATE	5/17/2011		
MEDIA: WATER	QC_TYPE	NM		
	UNITS	UG/L		
	PCT_SOLIDS	0.0		
	DUP_OF			
PARAMETER		RESULT	VQL	QLCD
1,4-DIOXANE		190		

PROJ_NO: C03292	NSAMPLE	MW15D-051611			MW15I-051611			MW15S-051611			MW16D-051811		
SDG: 240-174-1	LAB_ID	240-174-4			240-174-3			240-174-2			240-271-4		
FRACTION: MISC	SAMP_DATE	5/16/2011			5/16/2011			5/16/2011			5/18/2011		
MEDIA: WATER	QC_TYPE	NM			NM			NM			NM		
	UNITS	UG/L			UG/L			UG/L			UG/L		
	PCT_SOLIDS	0.0			0.0			0.0			0.0		
	DUP_OF												
PARAMETER		RESULT	VQL	QLCD	RESULT	VQL	QLCD	RESULT	VQL	QLCD	RESULT	VQL	QLCD
PERCHLORATE		0.36	U		0.36	U		1.8	U		0.36	U	

PROJ_NO: C03292	NSAMPLE	MW16I-051811			MW16S-051811			MW20D-051711			MW20I-051711		
SDG: 240-174-1	LAB_ID	240-271-3			240-271-2			240-209-4			240-209-3		
FRACTION: MISC	SAMP_DATE	5/18/2011			5/18/2011			5/17/2011			5/17/2011		
MEDIA: WATER	QC_TYPE	NM			NM			NM			NM		
	UNITS	UG/L			UG/L			UG/L			UG/L		
	PCT_SOLIDS	0.0			0.0			0.0			0.0		
	DUP_OF												
PARAMETER		RESULT	VQL	QLCD	RESULT	VQL	QLCD	RESULT	VQL	QLCD	RESULT	VQL	QLCD
PERCHLORATE		0.36	U		1.8	U		0.36	U		0.72	U	

PROJ_NO: C03292	NSAMPLE	MW20S-051711		
SDG: 240-174-1	LAB_ID	240-209-2		
FRACTION: MISC	SAMP_DATE	5/17/2011		
MEDIA: WATER	QC_TYPE	NM		
	UNITS	UG/L		
	PCT_SOLIDS	0.0		
	DUP_OF			
PARAMETER		RESULT	VQL	QLCD
PERCHLORATE		3.6	U	

Appendix B

Results as Reported by the Laboratory

FORM I
GC/MS VOA ORGANICS ANALYSIS DATA SHEET

Lab Name: TestAmerica North Canton | Job No.: 240-174-1

SDG No.:

Client Sample ID: MW15D-051611 | Lab Sample ID: 240-174-4

Matrix: Water | Lab File ID: UXX1826.D

Analysis Method: 8260B | Date Collected: 05/16/2011 14:33

Sample wt/vol: 5(mL) | Date Analyzed: 05/25/2011 19:32

Soil Aliquot Vol: | Dilution Factor: 1

Soil Extract Vol.: | GC Column: DB-624 ID: 0.18(mm)

% Moisture: | Level: (low/med) Low

Analysis Batch No.: 2565 | Units: ug/L

CAS NO.	COMPOUND NAME	RESULT	Q	RL	MDL
67-64-1	Acetone	5.0	U	5.0	1.1
71-43-2	Benzene	1.0	U	1.0	0.13
108-86-1	Bromobenzene	1.0	U	1.0	0.13
74-97-5	Bromochloromethane	1.0	U	1.0	0.29
75-27-4	Bromodichloromethane	1.0	U	1.0	0.15
75-25-2	Bromoform	1.0	U	1.0	0.64
74-83-9	Bromomethane	1.0	U	1.0	0.41
78-93-3	2-Butanone	5.0	U	5.0	0.57
75-15-0	Carbon disulfide	1.0	U	1.0	0.13
56-23-5	Carbon tetrachloride	1.0	U	1.0	0.13
108-90-7	Chlorobenzene	1.0	U	1.0	0.15
75-00-3	Chloroethane	1.0	U	1.0	0.29
110-75-8	2-Chloroethyl vinyl ether	10	U	10	0.99
67-66-3	Chloroform	1.0	U	1.0	0.16
74-87-3	Chloromethane	1.0	U	1.0	0.30
95-49-8	2-Chlorotoluene	1.0	U	1.0	0.11
106-43-4	4-Chlorotoluene	1.0	U	1.0	0.18
156-59-2	cis-1,2-Dichloroethene	1.0	U	1.0	0.17
10061-01-5	cis-1,3-Dichloropropene	1.0	U	1.0	0.14
124-48-1	Dibromochloromethane	1.0	U	1.0	0.18
96-12-8	1,2-Dibromo-3-Chloropropane	5.0	U	5.0	0.67
106-93-4	1,2-Dibromoethane	1.0	U	1.0	0.24
74-95-3	Dibromomethane	1.0	U	1.0	0.28
95-50-1	1,2-Dichlorobenzene	1.0	U	1.0	0.13
541-73-1	1,3-Dichlorobenzene	1.0	U	1.0	0.14
106-46-7	1,4-Dichlorobenzene	1.0	U	1.0	0.13
75-71-8	Dichlorodifluoromethane	1.0	U	1.0	0.31
75-34-3	1,1-Dichloroethane	1.0	U	1.0	0.15
107-06-2	1,2-Dichloroethane	1.0	U	1.0	0.22
75-35-4	1,1-Dichloroethene	1.0	U	1.0	0.19
78-87-5	1,2-Dichloropropane	1.0	U	1.0	0.18
142-28-9	1,3-Dichloropropane	1.0	U	1.0	0.16
594-20-7	2,2-Dichloropropane	1.0	U	1.0	0.13
563-58-6	1,1-Dichloropropene	1.0	U	1.0	0.13
108-20-3	Diisopropyl ether	5.0	U	5.0	1.5
100-41-4	Ethylbenzene	1.0	U	1.0	0.17

FORM I
GC/MS VOA ORGANICS ANALYSIS DATA SHEET

Lab Name: TestAmerica North Canton Job No.: 240-174-1

SDG No.:

Client Sample ID: MW15D-051611 Lab Sample ID: 240-174-4

Matrix: Water Lab File ID: UXX1826.D

Analysis Method: 8260B Date Collected: 05/16/2011 14:33

Sample wt/vol: 5(mL) Date Analyzed: 05/25/2011 19:32

Soil Aliquot Vol: Dilution Factor: 1

Soil Extract Vol.: GC Column: DB-624 ID: 0.18(mm)

% Moisture: Level: (low/med) Low

Analysis Batch No.: 2565 Units: ug/L

CAS NO.	COMPOUND NAME	RESULT	Q	RL	MDL
637-92-3	Ethyl-t-butyl ether (ETBE)	5.0	U	5.0	0.11
87-68-3	Hexachlorobutadiene	1.0	U	1.0	0.30
591-78-6	2-Hexanone	5.0	U	5.0	0.41
98-82-8	Isopropylbenzene	1.0	U	1.0	0.13
75-09-2	Methylene Chloride	1.0	U	1.0	0.33
108-10-1	4-Methyl-2-pentanone	5.0	U	5.0	0.32
1634-04-4	Methyl tert-butyl ether	5.0	U	5.0	0.17
179601-23-1	m-Xylene & p-Xylene	2.0	U	2.0	0.24
91-20-3	Naphthalene	1.0	U	1.0	0.24
104-51-8	n-Butylbenzene	1.0	U	1.0	0.12
103-65-1	n-Propylbenzene	1.0	U	1.0	0.14
95-47-6	o-Xylene	1.0	U	1.0	0.14
99-87-6	p-Isopropyltoluene	1.0	U	1.0	0.12
135-98-8	sec-Butylbenzene	1.0	U	1.0	0.13
100-42-5	Styrene	1.0	U	1.0	0.11
994-05-8	Tert-amyl-methyl ether (TAME)	5.0	U	5.0	0.067
75-65-0	tert-Butyl alcohol	20	U	20	3.9
98-06-6	tert-Butylbenzene	1.0	U	1.0	0.13
630-20-6	1,1,1,2-Tetrachloroethane	1.0	U	1.0	0.23
79-34-5	1,1,2,2-Tetrachloroethane	1.0	U	1.0	0.18
127-18-4	Tetrachloroethene	1.0	U	1.0	0.29
108-88-3	Toluene	1.0	U	1.0	0.13
156-60-5	trans-1,2-Dichloroethene	1.0	U	1.0	0.19
10061-02-6	trans-1,3-Dichloropropene	1.0	U	1.0	0.19
87-61-6	1,2,3-Trichlorobenzene	1.0	U	1.0	0.17
120-82-1	1,2,4-Trichlorobenzene	1.0	U	1.0	0.15
71-55-6	1,1,1-Trichloroethane	1.0	U	1.0	0.22
79-01-6	Trichloroethene	1.0	U	1.0	0.17
75-69-4	Trichlorofluoromethane	1.0	U	1.0	0.21
96-18-4	1,2,3-Trichloropropane	1.0	U	1.0	0.43
76-13-1	1,1,2-Trichloro-1,2,2-trichfluoroethane	1.0	U	1.0	0.28
526-73-8	1,2,3-Trimethylbenzene	5.0	U	5.0	0.0059
95-63-6	1,2,4-Trimethylbenzene	1.0	U	1.0	0.12
108-05-4	Vinyl acetate	2.0	U	2.0	0.19
75-01-4	Vinyl chloride	1.0	U	1.0	0.22

FORM I
GC/MS VOA ORGANICS ANALYSIS DATA SHEET

Lab Name: TestAmerica North Canton | Job No.: 240-174-1

SDG No.:

Client Sample ID: MW15D-051611 | Lab Sample ID: 240-174-4

Matrix: Water | Lab File ID: UXX1826.D

Analysis Method: 8260B | Date Collected: 05/16/2011 14:33

Sample wt/vol: 5(mL) | Date Analyzed: 05/25/2011 19:32

Soil Aliquot Vol: | Dilution Factor: 1

Soil Extract Vol.: | GC Column: DB-624 ID: 0.18(mm)

% Moisture: | Level: (low/med) Low

Analysis Batch No.: 2565 | Units: ug/L

CAS NO.	COMPOUND NAME	RESULT	Q	RL	MDL
1330-20-7	Xylenes, Total	2.0	U	2.0	0.28

CAS NO.	SURROGATE	%REC	Q	LIMITS
460-00-4	4-Bromofluorobenzene (Surr)	90		66-117
1868-53-7	Dibromofluoromethane (Surr)	104		75-121
17060-07-0	1,2-Dichloroethane-d4 (Surr)	104		63-129
2037-26-5	Toluene-d8 (Surr)	96		74-115

FORM I
GC/MS VOA ORGANICS ANALYSIS DATA SHEET
TENTATIVELY IDENTIFIED COMPOUNDS

Lab Name: TestAmerica North Canton | Job No.: 240-174-1

SDG No.:

Client Sample ID: MW15D-051611 | Lab Sample ID: 240-174-4

Matrix: Water | Lab File ID: UXX1826.D

Analysis Method: 8260B | Date Collected: 05/16/2011 14:33

Sample wt/vol: 5(mL) | Date Analyzed: 05/25/2011 19:32

Soil Aliquot Vol: | Dilution Factor: 1

Soil Extract Vol.: | GC Column: DB-624 ID: 0.18(mm)

% Moisture: | Level: (low/med) Low

Analysis Batch No.: 2565 | Units: ug/L

Number TICs Found: 0 | TIC Result Total: 0

CAS NO.	COMPOUND NAME	RT	RESULT	Q
	Tentatively Identified Compound		None	

FORM I
GC/MS VOA ORGANICS ANALYSIS DATA SHEET

Lab Name: TestAmerica North Canton | Job No.: 240-174-1

SDG No.:

Client Sample ID: MW15I-051611 | Lab Sample ID: 240-174-3

Matrix: Water | Lab File ID: UXX1825.D

Analysis Method: 8260B | Date Collected: 05/16/2011 13:00

Sample wt/vol: 0.085(mL) | Date Analyzed: 05/25/2011 19:10

Soil Aliquot Vol: | Dilution Factor: 1

Soil Extract Vol.: | GC Column: DB-624 ID: 0.18(mm)

% Moisture: | Level: (low/med) Low

Analysis Batch No.: 2565 | Units: ug/L

CAS NO.	COMPOUND NAME	RESULT	Q	RL	MDL
67-64-1	Acetone	290	U	290	65
71-43-2	Benzene	59	U	59	7.6
108-86-1	Bromobenzene	59	U	59	7.6
74-97-5	Bromochloromethane	59	U	59	17
75-27-4	Bromodichloromethane	59	U	59	8.8
75-25-2	Bromoform	59	U	59	38
74-83-9	Bromomethane	59	U	59	24
78-93-3	2-Butanone	290	U	290	34
75-15-0	Carbon disulfide	59	U	59	7.6
56-23-5	Carbon tetrachloride	59	U	59	7.6
108-90-7	Chlorobenzene	59	U	59	8.8
75-00-3	Chloroethane	59	U	59	17
110-75-8	2-Chloroethyl vinyl ether	590	U	590	58
67-66-3	Chloroform	59	U	59	9.4
74-87-3	Chloromethane	59	U	59	18
95-49-8	2-Chlorotoluene	59	U	59	6.5
106-43-4	4-Chlorotoluene	59	U	59	11
156-59-2	cis-1,2-Dichloroethene	380		59	10
10061-01-5	cis-1,3-Dichloropropene	59	U	59	8.2
124-48-1	Dibromochloromethane	59	U	59	11
96-12-8	1,2-Dibromo-3-Chloropropane	290	U	290	39
106-93-4	1,2-Dibromoethane	59	U	59	14
74-95-3	Dibromomethane	59	U	59	16
95-50-1	1,2-Dichlorobenzene	59	U	59	7.6
541-73-1	1,3-Dichlorobenzene	59	U	59	8.2
106-46-7	1,4-Dichlorobenzene	59	U	59	7.6
75-71-8	Dichlorodifluoromethane	59	U	59	18
75-34-3	1,1-Dichloroethane	59	U	59	8.8
107-06-2	1,2-Dichloroethane	59	U	59	13
75-35-4	1,1-Dichloroethene	59	U	59	11
78-87-5	1,2-Dichloropropane	59	U	59	11
142-28-9	1,3-Dichloropropane	59	U	59	9.4
594-20-7	2,2-Dichloropropane	59	U	59	7.6
563-58-6	1,1-Dichloropropene	59	U	59	7.6
108-20-3	Diisopropyl ether	290	U	290	88
100-41-4	Ethylbenzene	59	U	59	10

FORM I
GC/MS VOA ORGANICS ANALYSIS DATA SHEET

Lab Name: TestAmerica North Canton | Job No.: 240-174-1

SDG No.:

Client Sample ID: MW15I-051611 | Lab Sample ID: 240-174-3

Matrix: Water | Lab File ID: UXX1825.D

Analysis Method: 8260B | Date Collected: 05/16/2011 13:00

Sample wt/vol: 0.085(mL) | Date Analyzed: 05/25/2011 19:10

Soil Aliquot Vol: | Dilution Factor: 1

Soil Extract Vol.: | GC Column: DB-624 ID: 0.18(mm)

% Moisture: | Level: (low/med) Low

Analysis Batch No.: 2565 | Units: ug/L

CAS NO.	COMPOUND NAME	RESULT	Q	RL	MDL
637-92-3	Ethyl-t-butyl ether (ETBE)	290	U	290	6.5
87-68-3	Hexachlorobutadiene	59	U	59	18
591-78-6	2-Hexanone	290	U	290	24
98-82-8	Isopropylbenzene	59	U	59	7.6
75-09-2	Methylene Chloride	59	U	59	19
108-10-1	4-Methyl-2-pentanone	290	U	290	19
1634-04-4	Methyl tert-butyl ether	290	U	290	10
179601-23-1	m-Xylene & p-Xylene	120	U	120	14
91-20-3	Naphthalene	59	U	59	14
104-51-8	n-Butylbenzene	59	U	59	7.1
103-65-1	n-Propylbenzene	59	U	59	8.2
95-47-6	o-Xylene	59	U	59	8.2
99-87-6	p-Isopropyltoluene	59	U	59	7.1
135-98-8	sec-Butylbenzene	59	U	59	7.6
100-42-5	Styrene	59	U	59	6.5
994-05-8	Tert-amyl-methyl ether (TAME)	290	U	290	3.9
75-65-0	tert-Butyl alcohol	1200	U	1200	230
98-06-6	tert-Butylbenzene	59	U	59	7.6
630-20-6	1,1,1,2-Tetrachloroethane	59	U	59	14
79-34-5	1,1,2,2-Tetrachloroethane	59	U	59	11
127-18-4	Tetrachloroethene	59	U	59	17
108-88-3	Toluene	59	U	59	7.6
156-60-5	trans-1,2-Dichloroethene	59	U	59	11
10061-02-6	trans-1,3-Dichloropropene	59	U	59	11
87-61-6	1,2,3-Trichlorobenzene	59	U	59	10
120-82-1	1,2,4-Trichlorobenzene	59	U	59	8.8
71-55-6	1,1,1-Trichloroethane	59	U	59	13
79-01-6	Trichloroethene	1500		59	10
75-69-4	Trichlorofluoromethane	59	U	59	12
96-18-4	1,2,3-Trichloropropane	59	U	59	25
76-13-1	1,1,2-Trichloro-1,2,2-trichfluoroethane	59	U	59	16
526-73-8	1,2,3-Trimethylbenzene	290	U	290	0.35
95-63-6	1,2,4-Trimethylbenzene	59	U	59	7.1
108-05-4	Vinyl acetate	120	U	120	11
75-01-4	Vinyl chloride	33	J	59	13

FORM I
GC/MS VOA ORGANICS ANALYSIS DATA SHEET

Lab Name: TestAmerica North Canton | Job No.: 240-174-1

SDG No.:

Client Sample ID: MW15I-051611 | Lab Sample ID: 240-174-3

Matrix: Water | Lab File ID: UXX1825.D

Analysis Method: 8260B | Date Collected: 05/16/2011 13:00

Sample wt/vol: 0.085(mL) | Date Analyzed: 05/25/2011 19:10

Soil Aliquot Vol: | Dilution Factor: 1

Soil Extract Vol.: | GC Column: DB-624 ID: 0.18(mm)

% Moisture: | Level: (low/med) Low

Analysis Batch No.: 2565 | Units: ug/L

CAS NO.	COMPOUND NAME	RESULT	Q	RL	MDL
1330-20-7	Xylenes, Total	120	U	120	16

CAS NO.	SURROGATE	%REC	Q	LIMITS
460-00-4	4-Bromofluorobenzene (Surr)	90		66-117
1868-53-7	Dibromofluoromethane (Surr)	101		75-121
17060-07-0	1,2-Dichloroethane-d4 (Surr)	105		63-129
2037-26-5	Toluene-d8 (Surr)	97		74-115

FORM I
GC/MS VOA ORGANICS ANALYSIS DATA SHEET
TENTATIVELY IDENTIFIED COMPOUNDS

Lab Name: TestAmerica North Canton	Job No.: 240-174-1
SDG No.:	
Client Sample ID: MW15I-051611	Lab Sample ID: 240-174-3
Matrix: Water	Lab File ID: UXX1825.D
Analysis Method: 8260B	Date Collected: 05/16/2011 13:00
Sample wt/vol: 0.085(mL)	Date Analyzed: 05/25/2011 19:10
Soil Aliquot Vol:	Dilution Factor: 1
Soil Extract Vol.:	GC Column: DB-624 ID: 0.18(mm)
% Moisture:	Level: (low/med) Low
Analysis Batch No.: 2565	Units: ug/L
Number TICs Found: 0	TIC Result Total: 0

CAS NO.	COMPOUND NAME	RT	RESULT	Q
	Tentatively Identified Compound		None	

FORM I
GC/MS VOA ORGANICS ANALYSIS DATA SHEET

Lab Name: TestAmerica North Canton | Job No.: 240-174-1

SDG No.:

Client Sample ID: MW15S-051611 | Lab Sample ID: 240-174-2

Matrix: Water | Lab File ID: UXX1824.D

Analysis Method: 8260B | Date Collected: 05/16/2011 11:01

Sample wt/vol: 2.5(mL) | Date Analyzed: 05/25/2011 18:49

Soil Aliquot Vol: | Dilution Factor: 1

Soil Extract Vol.: | GC Column: DB-624 ID: 0.18(mm)

% Moisture: | Level: (low/med) Low

Analysis Batch No.: 2565 | Units: ug/L

CAS NO.	COMPOUND NAME	RESULT	Q	RL	MDL
67-64-1	Acetone	4.6	J	10	2.2
71-43-2	Benzene	2.0	U	2.0	0.26
108-86-1	Bromobenzene	2.0	U	2.0	0.26
74-97-5	Bromochloromethane	2.0	U	2.0	0.58
75-27-4	Bromodichloromethane	2.0	U	2.0	0.30
75-25-2	Bromoform	2.0	U	2.0	1.3
74-83-9	Bromomethane	2.0	U	2.0	0.82
78-93-3	2-Butanone	10	U	10	1.1
75-15-0	Carbon disulfide	2.0	U	2.0	0.26
56-23-5	Carbon tetrachloride	2.0	U	2.0	0.26
108-90-7	Chlorobenzene	2.0	U	2.0	0.30
75-00-3	Chloroethane	2.0	U	2.0	0.58
110-75-8	2-Chloroethyl vinyl ether	20	U	20	2.0
67-66-3	Chloroform	2.0	U	2.0	0.32
74-87-3	Chloromethane	2.0	U	2.0	0.60
95-49-8	2-Chlorotoluene	2.0	U	2.0	0.22
106-43-4	4-Chlorotoluene	2.0	U	2.0	0.36
156-59-2	cis-1,2-Dichloroethene	20		2.0	0.34
10061-01-5	cis-1,3-Dichloropropene	2.0	U	2.0	0.28
124-48-1	Dibromochloromethane	2.0	U	2.0	0.36
96-12-8	1,2-Dibromo-3-Chloropropane	10	U	10	1.3
106-93-4	1,2-Dibromoethane	2.0	U	2.0	0.48
74-95-3	Dibromomethane	2.0	U	2.0	0.56
95-50-1	1,2-Dichlorobenzene	2.0	U	2.0	0.26
541-73-1	1,3-Dichlorobenzene	2.0	U	2.0	0.28
106-46-7	1,4-Dichlorobenzene	2.0	U	2.0	0.26
75-71-8	Dichlorodifluoromethane	2.0	U	2.0	0.62
75-34-3	1,1-Dichloroethane	2.0	U	2.0	0.30
107-06-2	1,2-Dichloroethane	2.0	U	2.0	0.44
75-35-4	1,1-Dichloroethene	2.0	U	2.0	0.38
78-87-5	1,2-Dichloropropane	2.0	U	2.0	0.36
142-28-9	1,3-Dichloropropane	2.0	U	2.0	0.32
594-20-7	2,2-Dichloropropane	2.0	U	2.0	0.26
563-58-6	1,1-Dichloropropene	2.0	U	2.0	0.26
108-20-3	Diisopropyl ether	10	U	10	3.0
100-41-4	Ethylbenzene	2.0	U	2.0	0.34

FORM I
GC/MS VOA ORGANICS ANALYSIS DATA SHEET

Lab Name: TestAmerica North Canton | Job No.: 240-174-1

SDG No.:

Client Sample ID: MW15S-051611 | Lab Sample ID: 240-174-2

Matrix: Water | Lab File ID: UXX1824.D

Analysis Method: 8260B | Date Collected: 05/16/2011 11:01

Sample wt/vol: 2.5(mL) | Date Analyzed: 05/25/2011 18:49

Soil Aliquot Vol: | Dilution Factor: 1

Soil Extract Vol.: | GC Column: DB-624 ID: 0.18(mm)

% Moisture: | Level: (low/med) Low

Analysis Batch No.: 2565 | Units: ug/L

CAS NO.	COMPOUND NAME	RESULT	Q	RL	MDL
637-92-3	Ethyl-t-butyl ether (ETBE)	10	U	10	0.22
87-68-3	Hexachlorobutadiene	2.0	U	2.0	0.60
591-78-6	2-Hexanone	10	U	10	0.82
98-82-8	Isopropylbenzene	2.0	U	2.0	0.26
75-09-2	Methylene Chloride	2.0	U	2.0	0.66
108-10-1	4-Methyl-2-pentanone	10	U	10	0.64
1634-04-4	Methyl tert-butyl ether	10	U	10	0.34
179601-23-1	m-Xylene & p-Xylene	4.0	U	4.0	0.48
91-20-3	Naphthalene	2.0	U	2.0	0.48
104-51-8	n-Butylbenzene	2.0	U	2.0	0.24
103-65-1	n-Propylbenzene	2.0	U	2.0	0.28
95-47-6	o-Xylene	2.0	U	2.0	0.28
99-87-6	p-Isopropyltoluene	2.0	U	2.0	0.24
135-98-8	sec-Butylbenzene	2.0	U	2.0	0.26
100-42-5	Styrene	2.0	U	2.0	0.22
994-05-8	Tert-amyl-methyl ether (TAME)	10	U	10	0.13
75-65-0	tert-Butyl alcohol	40	U	40	7.8
98-06-6	tert-Butylbenzene	2.0	U	2.0	0.26
630-20-6	1,1,1,2-Tetrachloroethane	2.0	U	2.0	0.46
79-34-5	1,1,2,2-Tetrachloroethane	2.0	U	2.0	0.36
127-18-4	Tetrachloroethene	2.0	U	2.0	0.58
108-88-3	Toluene	2.0	U	2.0	0.26
156-60-5	trans-1,2-Dichloroethene	0.39	J	2.0	0.38
10061-02-6	trans-1,3-Dichloropropene	2.0	U	2.0	0.38
87-61-6	1,2,3-Trichlorobenzene	2.0	U	2.0	0.34
120-82-1	1,2,4-Trichlorobenzene	2.0	U	2.0	0.30
71-55-6	1,1,1-Trichloroethane	2.0	U	2.0	0.44
79-01-6	Trichloroethene	63		2.0	0.34
75-69-4	Trichlorofluoromethane	2.0	U	2.0	0.42
96-18-4	1,2,3-Trichloropropane	2.0	U	2.0	0.86
76-13-1	1,1,2-Trichloro-1,2,2-trichfluoroethane	2.0	U	2.0	0.56
526-73-8	1,2,3-Trimethylbenzene	10	U	10	0.012
95-63-6	1,2,4-Trimethylbenzene	2.0	U	2.0	0.24
108-05-4	Vinyl acetate	4.0	U	4.0	0.38
75-01-4	Vinyl chloride	0.74	J	2.0	0.44

FORM I
GC/MS VOA ORGANICS ANALYSIS DATA SHEET

Lab Name: TestAmerica North Canton Job No.: 240-174-1

SDG No.:

Client Sample ID: MW15S-051611 Lab Sample ID: 240-174-2

Matrix: Water Lab File ID: UXX1824.D

Analysis Method: 8260B Date Collected: 05/16/2011 11:01

Sample wt/vol: 2.5(mL) Date Analyzed: 05/25/2011 18:49

Soil Aliquot Vol: Dilution Factor: 1

Soil Extract Vol.: GC Column: DB-624 ID: 0.18(mm)

% Moisture: Level: (low/med) Low

Analysis Batch No.: 2565 Units: ug/L

CAS NO.	COMPOUND NAME	RESULT	Q	RL	MDL
1330-20-7	Xylenes, Total	4.0	U	4.0	0.56

CAS NO.	SURROGATE	%REC	Q	LIMITS
460-00-4	4-Bromofluorobenzene (Surr)	87		66-117
1868-53-7	Dibromofluoromethane (Surr)	99		75-121
17060-07-0	1,2-Dichloroethane-d4 (Surr)	100		63-129
2037-26-5	Toluene-d8 (Surr)	96		74-115

FORM I
GC/MS VOA ORGANICS ANALYSIS DATA SHEET
TENTATIVELY IDENTIFIED COMPOUNDS

Lab Name: TestAmerica North Canton | Job No.: 240-174-1

SDG No.:

Client Sample ID: MW15S-051611 | Lab Sample ID: 240-174-2

Matrix: Water | Lab File ID: UXX1824.D

Analysis Method: 8260B | Date Collected: 05/16/2011 11:01

Sample wt/vol: 2.5(mL) | Date Analyzed: 05/25/2011 18:49

Soil Aliquot Vol: | Dilution Factor: 1

Soil Extract Vol.: | GC Column: DB-624 ID: 0.18(mm)

% Moisture: | Level: (low/med) Low

Analysis Batch No.: 2565 | Units: ug/L

Number TICs Found: 0 | TIC Result Total: 0

CAS NO.	COMPOUND NAME	RT	RESULT	Q
	Tentatively Identified Compound		None	

FORM I
GC/MS VOA ORGANICS ANALYSIS DATA SHEET

Lab Name: TestAmerica North Canton | Job No.: 240-174-1

SDG No.:

Client Sample ID: MW16D-051811 | Lab Sample ID: 240-271-4

Matrix: Water | Lab File ID: UXX2086.D

Analysis Method: 8260B | Date Collected: 05/18/2011 15:42

Sample wt/vol: 5(mL) | Date Analyzed: 06/01/2011 19:39

Soil Aliquot Vol: | Dilution Factor: 1

Soil Extract Vol.: | GC Column: DB-624 ID: 0.18(mm)

% Moisture: | Level: (low/med) Low

Analysis Batch No.: 3253 | Units: ug/L

CAS NO.	COMPOUND NAME	RESULT	Q	RL	MDL
67-64-1	Acetone	3.1	J	5.0	1.1
71-43-2	Benzene	1.0	U	1.0	0.13
108-86-1	Bromobenzene	1.0	U	1.0	0.13
74-97-5	Bromochloromethane	1.0	U	1.0	0.29
75-27-4	Bromodichloromethane	1.0	U	1.0	0.15
75-25-2	Bromoform	1.0	U	1.0	0.64
74-83-9	Bromomethane	1.0	U	1.0	0.41
78-93-3	2-Butanone	5.0	U	5.0	0.57
75-15-0	Carbon disulfide	1.0	U	1.0	0.13
56-23-5	Carbon tetrachloride	1.0	U	1.0	0.13
108-90-7	Chlorobenzene	1.0	U	1.0	0.15
75-00-3	Chloroethane	1.0	U	1.0	0.29
110-75-8	2-Chloroethyl vinyl ether	10	U	10	0.99
67-66-3	Chloroform	1.0	U	1.0	0.16
74-87-3	Chloromethane	1.0	U	1.0	0.30
95-49-8	2-Chlorotoluene	1.0	U	1.0	0.11
106-43-4	4-Chlorotoluene	1.0	U	1.0	0.18
156-59-2	cis-1,2-Dichloroethene	1.0	U	1.0	0.17
10061-01-5	cis-1,3-Dichloropropene	1.0	U	1.0	0.14
124-48-1	Dibromochloromethane	1.0	U	1.0	0.18
96-12-8	1,2-Dibromo-3-Chloropropane	5.0	U	5.0	0.67
106-93-4	1,2-Dibromoethane	1.0	U	1.0	0.24
74-95-3	Dibromomethane	1.0	U	1.0	0.28
95-50-1	1,2-Dichlorobenzene	1.0	U	1.0	0.13
541-73-1	1,3-Dichlorobenzene	1.0	U	1.0	0.14
106-46-7	1,4-Dichlorobenzene	1.0	U	1.0	0.13
75-71-8	Dichlorodifluoromethane	1.0	U	1.0	0.31
75-34-3	1,1-Dichloroethane	1.0	U	1.0	0.15
107-06-2	1,2-Dichloroethane	1.0	U	1.0	0.22
75-35-4	1,1-Dichloroethene	1.0	U	1.0	0.19
78-87-5	1,2-Dichloropropane	1.0	U	1.0	0.18
142-28-9	1,3-Dichloropropane	1.0	U	1.0	0.16
594-20-7	2,2-Dichloropropane	1.0	U	1.0	0.13
563-58-6	1,1-Dichloropropene	1.0	U	1.0	0.13
108-20-3	Diisopropyl ether	5.0	U	5.0	1.5
100-41-4	Ethylbenzene	1.0	U	1.0	0.17

FORM I
GC/MS VOA ORGANICS ANALYSIS DATA SHEET

Lab Name: TestAmerica North Canton Job No.: 240-174-1

SDG No.:

Client Sample ID: MW16D-051811 Lab Sample ID: 240-271-4

Matrix: Water Lab File ID: UXX2086.D

Analysis Method: 8260B Date Collected: 05/18/2011 15:42

Sample wt/vol: 5(mL) Date Analyzed: 06/01/2011 19:39

Soil Aliquot Vol: Dilution Factor: 1

Soil Extract Vol.: GC Column: DB-624 ID: 0.18(mm)

% Moisture: Level: (low/med) Low

Analysis Batch No.: 3253 Units: ug/L

CAS NO.	COMPOUND NAME	RESULT	Q	RL	MDL
637-92-3	Ethyl-t-butyl ether (ETBE)	5.0	U	5.0	0.11
87-68-3	Hexachlorobutadiene	1.0	U	1.0	0.30
591-78-6	2-Hexanone	5.0	U	5.0	0.41
98-82-8	Isopropylbenzene	1.0	U	1.0	0.13
75-09-2	Methylene Chloride	1.0	U	1.0	0.33
108-10-1	4-Methyl-2-pentanone	5.0	U	5.0	0.32
1634-04-4	Methyl tert-butyl ether	5.0	U	5.0	0.17
179601-23-1	m-Xylene & p-Xylene	2.0	U	2.0	0.24
91-20-3	Naphthalene	1.0	U	1.0	0.24
104-51-8	n-Butylbenzene	1.0	U	1.0	0.12
103-65-1	n-Propylbenzene	1.0	U	1.0	0.14
95-47-6	o-Xylene	1.0	U	1.0	0.14
99-87-6	p-Isopropyltoluene	1.0	U	1.0	0.12
135-98-8	sec-Butylbenzene	1.0	U	1.0	0.13
100-42-5	Styrene	1.0	U	1.0	0.11
994-05-8	Tert-amyl-methyl ether (TAME)	5.0	U	5.0	0.067
75-65-0	tert-Butyl alcohol	20	U	20	3.9
98-06-6	tert-Butylbenzene	1.0	U	1.0	0.13
630-20-6	1,1,1,2-Tetrachloroethane	1.0	U	1.0	0.23
79-34-5	1,1,2,2-Tetrachloroethane	1.0	U	1.0	0.18
127-18-4	Tetrachloroethene	1.0	U	1.0	0.29
108-88-3	Toluene	1.0	U	1.0	0.13
156-60-5	trans-1,2-Dichloroethene	1.0	U	1.0	0.19
10061-02-6	trans-1,3-Dichloropropene	1.0	U	1.0	0.19
87-61-6	1,2,3-Trichlorobenzene	1.0	U	1.0	0.17
120-82-1	1,2,4-Trichlorobenzene	1.0	U	1.0	0.15
71-55-6	1,1,1-Trichloroethane	1.0	U	1.0	0.22
79-01-6	Trichloroethene	0.60	J	1.0	0.17
75-69-4	Trichlorofluoromethane	1.0	U	1.0	0.21
96-18-4	1,2,3-Trichloropropane	1.0	U	1.0	0.43
76-13-1	1,1,2-Trichloro-1,2,2-trichfluoroethane	1.0	U	1.0	0.28
526-73-8	1,2,3-Trimethylbenzene	5.0	U	5.0	0.0059
95-63-6	1,2,4-Trimethylbenzene	1.0	U	1.0	0.12
108-05-4	Vinyl acetate	2.0	U	2.0	0.19
75-01-4	Vinyl chloride	1.0	U	1.0	0.22

FORM I
GC/MS VOA ORGANICS ANALYSIS DATA SHEET

Lab Name: TestAmerica North Canton, Job No.: 240-174-1

SDG No.:

Client Sample ID: MW16D-051811 Lab Sample ID: 240-271-4

Matrix: Water Lab File ID: UXX2086.D

Analysis Method: 8260B Date Collected: 05/18/2011 15:42

Sample wt/vol: 5(mL) Date Analyzed: 06/01/2011 19:39

Soil Aliquot Vol: Dilution Factor: 1

Soil Extract Vol.: GC Column: DB-624 ID: 0.18(mm)

% Moisture: Level: (low/med) Low

Analysis Batch No.: 3253 Units: ug/L

CAS NO.	COMPOUND NAME	RESULT	Q	RL	MDL
1330-20-7	Xylenes, Total	2.0	U	2.0	0.28

CAS NO.	SURROGATE	%REC	Q	LIMITS
460-00-4	4-Bromofluorobenzene (Surr)	93		66-117
1868-53-7	Dibromofluoromethane (Surr)	96		75-121
17060-07-0	1,2-Dichloroethane-d4 (Surr)	95		63-129
2037-26-5	Toluene-d8 (Surr)	94		74-115

FORM I
GC/MS VOA ORGANICS ANALYSIS DATA SHEET
TENTATIVELY IDENTIFIED COMPOUNDS

Lab Name: TestAmerica North Canton | Job No.: 240-174-1

SDG No.:

Client Sample ID: MW16D-051811 | Lab Sample ID: 240-271-4

Matrix: Water | Lab File ID: UXX2086.D

Analysis Method: 8260B | Date Collected: 05/18/2011 15:42

Sample wt/vol: 5(mL) | Date Analyzed: 06/01/2011 19:39

Soil Aliquot Vol: | Dilution Factor: 1

Soil Extract Vol.: | GC Column: DB-624 ID: 0.18(mm)

% Moisture: | Level: (low/med) Low

Analysis Batch No.: 3253 | Units: ug/L

Number TICs Found: 0 | TIC Result Total: 0

CAS NO.	COMPOUND NAME	RT	RESULT	Q
	Tentatively Identified Compound		None	

FORM I-TIC 8260B

FORM I
GC/MS VOA ORGANICS ANALYSIS DATA SHEET

Lab Name: TestAmerica North Canton Job No.: 240-174-1

SDG No.:

Client Sample ID: MW16I-051811 Lab Sample ID: 240-271-3

Matrix: Water Lab File ID: UXX2085.D

Analysis Method: 8260B Date Collected: 05/18/2011 12:03

Sample wt/vol: 5(mL) Date Analyzed: 06/01/2011 19:17

Soil Aliquot Vol: Dilution Factor: 1

Soil Extract Vol.: GC Column: DB-624 ID: 0.18(mm)

% Moisture: Level: (low/med) Low

Analysis Batch No.: 3253 Units: ug/L

CAS NO.	COMPOUND NAME	RESULT	Q	RL	MDL
67-64-1	Acetone	1.8	J	5.0	1.1
71-43-2	Benzene	0.64	J	1.0	0.13
108-86-1	Bromobenzene	1.0	U	1.0	0.13
74-97-5	Bromochloromethane	1.0	U	1.0	0.29
75-27-4	Bromodichloromethane	1.0	U	1.0	0.15
75-25-2	Bromoform	1.0	U	1.0	0.64
74-83-9	Bromomethane	1.0	U	1.0	0.41
78-93-3	2-Butanone	5.0	U	5.0	0.57
75-15-0	Carbon disulfide	1.0	U	1.0	0.13
56-23-5	Carbon tetrachloride	1.0	U	1.0	0.13
108-90-7	Chlorobenzene	1.0	U	1.0	0.15
75-00-3	Chloroethane	1.0	U	1.0	0.29
110-75-8	2-Chloroethyl vinyl ether	10	U	10	0.99
67-66-3	Chloroform	1.0	U	1.0	0.16
74-87-3	Chloromethane	1.0	U	1.0	0.30
95-49-8	2-Chlorotoluene	1.0	U	1.0	0.11
106-43-4	4-Chlorotoluene	1.0	U	1.0	0.18
156-59-2	cis-1,2-Dichloroethene	190	E	1.0	0.17
10061-01-5	cis-1,3-Dichloropropene	1.0	U	1.0	0.14
124-48-1	Dibromochloromethane	1.0	U	1.0	0.18
96-12-8	1,2-Dibromo-3-Chloropropane	5.0	U	5.0	0.67
106-93-4	1,2-Dibromoethane	1.0	U	1.0	0.24
74-95-3	Dibromomethane	1.0	U	1.0	0.28
95-50-1	1,2-Dichlorobenzene	1.0	U	1.0	0.13
541-73-1	1,3-Dichlorobenzene	1.0	U	1.0	0.14
106-46-7	1,4-Dichlorobenzene	1.0	U	1.0	0.13
75-71-8	Dichlorodifluoromethane	1.0	U	1.0	0.31
75-34-3	1,1-Dichloroethane	1.0	U	1.0	0.15
107-06-2	1,2-Dichloroethane	3.5		1.0	0.22
75-35-4	1,1-Dichloroethene	1.9		1.0	0.19
78-87-5	1,2-Dichloropropane	1.0	U	1.0	0.18
142-28-9	1,3-Dichloropropane	1.0	U	1.0	0.16
594-20-7	2,2-Dichloropropane	1.0	U	1.0	0.13
563-58-6	1,1-Dichloropropene	1.0	U	1.0	0.13
108-20-3	Diisopropyl ether	5.0	U	5.0	1.5
100-41-4	Ethylbenzene	1.0	U	1.0	0.17

FORM I
GC/MS VOA ORGANICS ANALYSIS DATA SHEET

Lab Name: TestAmerica North Canton Job No.: 240-174-1

SDG No.:

Client Sample ID: MW16I-051811 Lab Sample ID: 240-271-3

Matrix: Water Lab File ID: UXX2085.D

Analysis Method: 8260B Date Collected: 05/18/2011 12:03

Sample wt/vol: 5(mL) Date Analyzed: 06/01/2011 19:17

Soil Aliquot Vol: Dilution Factor: 1

Soil Extract Vol.: GC Column: DB-624 ID: 0.18(mm)

% Moisture: Level: (low/med) Low

Analysis Batch No.: 3253 Units: ug/L

CAS NO.	COMPOUND NAME	RESULT	Q	RL	MDL
637-92-3	Ethyl-t-butyl ether (ETBE)	5.0	U	5.0	0.11
87-68-3	Hexachlorobutadiene	1.0	U	1.0	0.30
591-78-6	2-Hexanone	5.0	U	5.0	0.41
98-82-8	Isopropylbenzene	1.0	U	1.0	0.13
75-09-2	Methylene Chloride	1.0	U	1.0	0.33
108-10-1	4-Methyl-2-pentanone	5.0	U	5.0	0.32
1634-04-4	Methyl tert-butyl ether	5.0	U	5.0	0.17
179601-23-1	m-Xylene & p-Xylene	2.0	U	2.0	0.24
91-20-3	Naphthalene	1.0	U	1.0	0.24
104-51-8	n-Butylbenzene	1.0	U	1.0	0.12
103-65-1	n-Propylbenzene	1.0	U	1.0	0.14
95-47-6	o-Xylene	1.0	U	1.0	0.14
99-87-6	p-Isopropyltoluene	1.0	U	1.0	0.12
135-98-8	sec-Butylbenzene	1.0	U	1.0	0.13
100-42-5	Styrene	1.0	U	1.0	0.11
994-05-8	Tert-amyl-methyl ether (TAME)	5.0	U	5.0	0.067
75-65-0	tert-Butyl alcohol	20	U	20	3.9
98-06-6	tert-Butylbenzene	1.0	U	1.0	0.13
630-20-6	1,1,1,2-Tetrachloroethane	1.0	U	1.0	0.23
79-34-5	1,1,2,2-Tetrachloroethane	1.0	U	1.0	0.18
127-18-4	Tetrachloroethene	1.0	U	1.0	0.29
108-88-3	Toluene	1.0	U	1.0	0.13
156-60-5	trans-1,2-Dichloroethene	2.6		1.0	0.19
10061-02-6	trans-1,3-Dichloropropene	1.0	U	1.0	0.19
87-61-6	1,2,3-Trichlorobenzene	1.0	U	1.0	0.17
120-82-1	1,2,4-Trichlorobenzene	1.0	U	1.0	0.15
71-55-6	1,1,1-Trichloroethane	1.0	U	1.0	0.22
79-01-6	Trichloroethene	650	E	1.0	0.17
75-69-4	Trichlorofluoromethane	1.0	U	1.0	0.21
96-18-4	1,2,3-Trichloropropane	1.0	U	1.0	0.43
76-13-1	1,1,2-Trichloro-1,2,2-trichfluoroethane	1.0	U	1.0	0.28
526-73-8	1,2,3-Trimethylbenzene	5.0	U	5.0	0.0059
95-63-6	1,2,4-Trimethylbenzene	1.0	U	1.0	0.12
108-05-4	Vinyl acetate	2.0	U	2.0	0.19
75-01-4	Vinyl chloride	14		1.0	0.22

FORM I
GC/MS VOA ORGANICS ANALYSIS DATA SHEET

Lab Name: TestAmerica North Canton Job No.: 240-174-1

SDG No.:

Client Sample ID: MW16I-051811 Lab Sample ID: 240-271-3

Matrix: Water Lab File ID: UXX2085.D

Analysis Method: 8260B Date Collected: 05/18/2011 12:03

Sample wt/vol: 5(mL) Date Analyzed: 06/01/2011 19:17

Soil Aliquot Vol: Dilution Factor: 1

Soil Extract Vol.: GC Column: DB-624 ID: 0.18(mm)

% Moisture: Level: (low/med) Low

Analysis Batch No.: 3253 Units: ug/L

CAS NO.	COMPOUND NAME	RESULT	Q	RL	MDL
1330-20-7	Xylenes, Total	2.0	U	2.0	0.28

CAS NO.	SURROGATE	%REC	Q	LIMITS
460-00-4	4-Bromofluorobenzene (Surr)	94		66-117
1868-53-7	Dibromofluoromethane (Surr)	94		75-121
17060-07-0	1,2-Dichloroethane-d4 (Surr)	94		63-129
2037-26-5	Toluene-d8 (Surr)	99		74-115

FORM I
GC/MS VOA ORGANICS ANALYSIS DATA SHEET
TENTATIVELY IDENTIFIED COMPOUNDS

Lab Name: TestAmerica North Canton | Job No.: 240-174-1

SDG No.:

Client Sample ID: MW16I-051811 | Lab Sample ID: 240-271-3

Matrix: Water | Lab File ID: UXX2085.D

Analysis Method: 8260B | Date Collected: 05/18/2011 12:03

Sample wt/vol: 5(mL) | Date Analyzed: 06/01/2011 19:17

Soil Aliquot Vol: | Dilution Factor: 1

Soil Extract Vol.: | GC Column: DB-624 ID: 0.18(mm)

% Moisture: | Level: (low/med) Low

Analysis Batch No.: 3253 | Units: ug/L

Number TICs Found: 1 | TIC Result Total: 4.2

CAS NO.	COMPOUND NAME	RT	RESULT	Q
	Tentatively Identified Compound			None
79-00-5	1,1,2-Trichloroethane	6.88	4.2	

FORM I
GC/MS VOA ORGANICS ANALYSIS DATA SHEET

Lab Name: TestAmerica North Canton Job No.: 240-174-1

SDG No.:

Client Sample ID: MW16I-051811 DL Lab Sample ID: 240-271-3 DL

Matrix: Water Lab File ID: UXX2127.D

Analysis Method: 8260B Date Collected: 05/18/2011 12:03

Sample wt/vol: 0.2(mL) Date Analyzed: 06/03/2011 00:40

Soil Aliquot Vol: Dilution Factor: 1

Soil Extract Vol.: GC Column: DB-624 ID: 0.18(mm)

% Moisture: Level: (low/med) Low

Analysis Batch No.: 3428 Units: ug/L

CAS NO.	COMPOUND NAME	RESULT	Q	RL	MDL
156-59-2	*cis-1,2-Dichloroethene*	*140*	*H*	*25*	*4.2*
79-01-6	*Trichloroethene*	*590*	*H*	*25*	*4.2*

CAS NO.	SURROGATE	%REC	Q	LIMITS
460-00-4	4-Bromofluorobenzene (Surr)	93		66-117
1868-53-7	Dibromofluoromethane (Surr)	99		75-121
17060-07-0	1,2-Dichloroethane-d4 (Surr)	99		63-129
2037-26-5	Toluene-d8 (Surr)	94		74-115

FORM I
GC/MS VOA ORGANICS ANALYSIS DATA SHEET
TENTATIVELY IDENTIFIED COMPOUNDS

Lab Name: TestAmerica North Canton | Job No.: 240-174-1

SDG No.:

Client Sample ID: MW16I-051811 DL | Lab Sample ID: 240-271-3 DL

Matrix: Water | Lab File ID: UXX2127.D

Analysis Method: 8260B | Date Collected: 05/18/2011 12:03

Sample wt/vol: 0.2(mL) | Date Analyzed: 06/03/2011 00:40

Soil Aliquot Vol: | Dilution Factor: 1

Soil Extract Vol.: | GC Column: DB-624 ID: 0.18(mm)

% Moisture: | Level: (low/med) Low

Analysis Batch No.: 3428 | Units: ug/L

Number TICs Found: 0 | TIC Result Total: 0

CAS NO.	COMPOUND NAME	RT	RESULT	Q
Tentatively Identified Compound			None	H

FORM I
GC/MS VOA ORGANICS ANALYSIS DATA SHEET

Lab Name: TestAmerica North Canton | Job No.: 240-174-1

SDG No.:

Client Sample ID: MW16S-051811 | Lab Sample ID: 240-271-2

Matrix: Water | Lab File ID: UXX2084.D

Analysis Method: 8260B | Date Collected: 05/18/2011 10:18

Sample wt/vol: 5(mL) | Date Analyzed: 06/01/2011 18:56

Soil Aliquot Vol: | Dilution Factor: 1

Soil Extract Vol.: | GC Column: DB-624 ID: 0.18(mm)

% Moisture: | Level: (low/med) Low

Analysis Batch No.: 3253 | Units: ug/L

CAS NO.	COMPOUND NAME	RESULT	Q	RL	MDL
67-64-1	Acetone	1.8	J	5.0	1.1
71-43-2	Benzene	7.7		1.0	0.13
108-86-1	Bromobenzene	1.0	U	1.0	0.13
74-97-5	Bromochloromethane	1.0	U	1.0	0.29
75-27-4	Bromodichloromethane	1.0	U	1.0	0.15
75-25-2	Bromoform	1.0	U	1.0	0.64
74-83-9	Bromomethane	1.0	U	1.0	0.41
78-93-3	2-Butanone	5.0	U	5.0	0.57
75-15-0	Carbon disulfide	0.48	J	1.0	0.13
56-23-5	Carbon tetrachloride	1.0	U	1.0	0.13
108-90-7	Chlorobenzene	0.76	J	1.0	0.15
75-00-3	Chloroethane	0.54	J	1.0	0.29
110-75-8	2-Chloroethyl vinyl ether	10	U	10	0.99
67-66-3	Chloroform	1.0	U	1.0	0.16
74-87-3	Chloromethane	1.0	U	1.0	0.30
95-49-8	2-Chlorotoluene	1.0	U	1.0	0.11
106-43-4	4-Chlorotoluene	1.0	U	1.0	0.18
156-59-2	cis-1,2-Dichloroethene	77	E	1.0	0.17
10061-01-5	cis-1,3-Dichloropropene	1.0	U	1.0	0.14
124-48-1	Dibromochloromethane	1.0	U	1.0	0.18
96-12-8	1,2-Dibromo-3-Chloropropane	5.0	U	5.0	0.67
106-93-4	1,2-Dibromoethane	1.0	U	1.0	0.24
74-95-3	Dibromomethane	1.0	U	1.0	0.28
95-50-1	1,2-Dichlorobenzene	3.6		1.0	0.13
541-73-1	1,3-Dichlorobenzene	1.4		1.0	0.14
106-46-7	1,4-Dichlorobenzene	1.6		1.0	0.13
75-71-8	Dichlorodifluoromethane	1.0	U	1.0	0.31
75-34-3	1,1-Dichloroethane	1.0	U	1.0	0.15
107-06-2	1,2-Dichloroethane	1.0	U	1.0	0.22
75-35-4	1,1-Dichloroethene	0.50	J	1.0	0.19
78-87-5	1,2-Dichloropropane	1.0	U	1.0	0.18
142-28-9	1,3-Dichloropropane	1.0	U	1.0	0.16
594-20-7	2,2-Dichloropropane	1.0	U	1.0	0.13
563-58-6	1,1-Dichloropropene	1.0	U	1.0	0.13
108-20-3	Diisopropyl ether	2.6	J	5.0	1.5
100-41-4	Ethylbenzene	1.0	U	1.0	0.17

FORM I
GC/MS VOA ORGANICS ANALYSIS DATA SHEET

Lab Name: TestAmerica North Canton | Job No.: 240-174-1

SDG No.:

Client Sample ID: MW16S-051811 | Lab Sample ID: 240-271-2

Matrix: Water | Lab File ID: UXX2084.D

Analysis Method: 8260B | Date Collected: 05/18/2011 10:18

Sample wt/vol: 5(mL) | Date Analyzed: 06/01/2011 18:56

Soil Aliquot Vol: | Dilution Factor: 1

Soil Extract Vol.: | GC Column: DB-624 ID: 0.18(mm)

% Moisture: | Level: (low/med) Low

Analysis Batch No.: 3253 | Units: ug/L

CAS NO.	COMPOUND NAME	RESULT	Q	RL	MDL
637-92-3	Ethyl-t-butyl ether (ETBE)	0.20	J	5.0	0.11
87-68-3	Hexachlorobutadiene	1.0	U	1.0	0.30
591-78-6	2-Hexanone	5.0	U	5.0	0.41
98-82-8	Isopropylbenzene	1.0	U	1.0	0.13
75-09-2	Methylene Chloride	1.0	U	1.0	0.33
108-10-1	4-Methyl-2-pentanone	5.0	U	5.0	0.32
1634-04-4	Methyl tert-butyl ether	5.0	U	5.0	0.17
179601-23-1	m-Xylene & p-Xylene	2.0	U	2.0	0.24
91-20-3	Naphthalene	1.0	U	1.0	0.24
104-51-8	n-Butylbenzene	1.0	U	1.0	0.12
103-65-1	n-Propylbenzene	1.0	U	1.0	0.14
95-47-6	o-Xylene	1.0	U	1.0	0.14
99-87-6	p-Isopropyltoluene	1.0	U	1.0	0.12
135-98-8	sec-Butylbenzene	1.0	U	1.0	0.13
100-42-5	Styrene	1.0	U	1.0	0.11
994-05-8	Tert-amyl-methyl ether (TAME)	5.0	U	5.0	0.067
75-65-0	tert-Butyl alcohol	6.6	J	20	3.9
98-06-6	tert-Butylbenzene	1.0	U	1.0	0.13
630-20-6	1,1,1,2-Tetrachloroethane	1.0	U	1.0	0.23
79-34-5	1,1,2,2-Tetrachloroethane	1.0	U	1.0	0.18
127-18-4	Tetrachloroethene	1.0	U	1.0	0.29
108-88-3	Toluene	1.0	U	1.0	0.13
156-60-5	trans-1,2-Dichloroethene	1.0	U	1.0	0.19
10061-02-6	trans-1,3-Dichloropropene	1.0	U	1.0	0.19
87-61-6	1,2,3-Trichlorobenzene	1.0	U	1.0	0.17
120-82-1	1,2,4-Trichlorobenzene	2.4		1.0	0.15
71-55-6	1,1,1-Trichloroethane	1.0	U	1.0	0.22
79-01-6	Trichloroethene	1.0	U	1.0	0.17
75-69-4	Trichlorofluoromethane	1.0	U	1.0	0.21
96-18-4	1,2,3-Trichloropropane	1.0	U	1.0	0.43
76-13-1	1,1,2-Trichloro-1,2,2-trichfluoroethane	1.0	U	1.0	0.28
526-73-8	1,2,3-Trimethylbenzene	5.0	U	5.0	0.0059
95-63-6	1,2,4-Trimethylbenzene	1.0	U	1.0	0.12
108-05-4	Vinyl acetate	2.0	U	2.0	0.19
75-01-4	Vinyl chloride	140	E	1.0	0.22

FORM I
GC/MS VOA ORGANICS ANALYSIS DATA SHEET

Lab Name: TestAmerica North Canton Job No.: 240-174-1

SDG No.:

Client Sample ID: MW16S-051811 Lab Sample ID: 240-271-2

Matrix: Water Lab File ID: UXX2084.D

Analysis Method: 8260B Date Collected: 05/18/2011 10:18

Sample wt/vol: 5(mL) Date Analyzed: 06/01/2011 18:56

Soil Aliquot Vol: Dilution Factor: 1

Soil Extract Vol.: GC Column: DB-624 ID: 0.18(mm)

% Moisture: Level: (low/med) Low

Analysis Batch No.: 3253 Units: ug/L

CAS NO.	COMPOUND NAME	RESULT	Q	RL	MDL
1330-20-7	Xylenes, Total	2.0	U	2.0	0.28

CAS NO.	SURROGATE	%REC	Q	LIMITS
460-00-4	4-Bromofluorobenzene (Surr)	96		66-117
1868-53-7	Dibromofluoromethane (Surr)	94		75-121
17060-07-0	1,2-Dichloroethane-d4 (Surr)	92		63-129
2037-26-5	Toluene-d8 (Surr)	96		74-115

FORM I
GC/MS VOA ORGANICS ANALYSIS DATA SHEET
TENTATIVELY IDENTIFIED COMPOUNDS

Lab Name: TestAmerica North Canton | Job No.: 240-174-1

SDG No.:

Client Sample ID: MW16S-051811 | Lab Sample ID: 240-271-2

Matrix: Water | Lab File ID: UXX2084.D

Analysis Method: 8260B | Date Collected: 05/18/2011 10:18

Sample wt/vol: 5(mL) | Date Analyzed: 06/01/2011 18:56

Soil Aliquot Vol: | Dilution Factor: 1

Soil Extract Vol.: | GC Column: DB-624 ID: 0.18(mm)

% Moisture: | Level: (low/med) Low

Analysis Batch No.: 3253 | Units: ug/L

Number TICs Found: 4 | TIC Result Total: 362.26

CAS NO.	COMPOUND NAME	RT	RESULT	Q
	Tentatively Identified Compound		None	
109-99-9	Tetrahydrofuran	4.40	0.71	J
110-82-7	Cyclohexane	4.65	0.59	J
108-87-2	Methylcyclohexane	5.61	0.96	J
123-91-1	1,4-Dioxane	5.72	360	

FORM I
GC/MS VOA ORGANICS ANALYSIS DATA SHEET

Lab Name: TestAmerica North Canton Job No.: 240-174-1

SDG No.:

Client Sample ID: MW16S-051811 DL Lab Sample ID: 240-271-2 DL

Matrix: Water Lab File ID: UXX2125.D

Analysis Method: 8260B Date Collected: 05/18/2011 10:18

Sample wt/vol: 1(mL) Date Analyzed: 06/02/2011 23:57

Soil Aliquot Vol: Dilution Factor: 1

Soil Extract Vol.: GC Column: DB-624 ID: 0.18(mm)

% Moisture: Level: (low/med) Low

Analysis Batch No.: 3428 Units: ug/L

CAS NO.	COMPOUND NAME	RESULT	Q	RL	MDL
156-59-2	*cis-1,2-Dichloroethene*	*62*	*H*	*5.0*	*0.85*
75-01-4	*Vinyl chloride*	*130*	*H*	*5.0*	*1.1*

CAS NO.	SURROGATE	%REC	Q	LIMITS
460-00-4	4-Bromofluorobenzene (Surr)	94		66-117
1868-53-7	Dibromofluoromethane (Surr)	93		75-121
17060-07-0	1,2-Dichloroethane-d4 (Surr)	94		63-129
2037-26-5	Toluene-d8 (Surr)	91		74-115

FORM I
GC/MS VOA ORGANICS ANALYSIS DATA SHEET
TENTATIVELY IDENTIFIED COMPOUNDS

Lab Name: TestAmerica North Canton | Job No.: 240-174-1

SDG No.:

Client Sample ID: MW16S-051811 DL | Lab Sample ID: 240-271-2 DL

Matrix: Water | Lab File ID: UXX2125.D

Analysis Method: 8260B | Date Collected: 05/18/2011 10:18

Sample wt/vol: 1(mL) | Date Analyzed: 06/02/2011 23:57

Soil Aliquot Vol: | Dilution Factor: 1

Soil Extract Vol.: | GC Column: DB-624 ID: 0.18(mm)

% Moisture: | Level: (low/med) Low

Analysis Batch No.: 3428 | Units: ug/L

Number TICs Found: 0 | TIC Result Total: 0

CAS NO.	COMPOUND NAME	RT	RESULT	Q
	Tentatively Identified Compound		None	H

FORM I
GC/MS VOA ORGANICS ANALYSIS DATA SHEET

Lab Name: TestAmerica North Canton | Job No.: 240-174-1

SDG No.:

Client Sample ID: MW20D-051711 | Lab Sample ID: 240-209-4

Matrix: Water | Lab File ID: UX97759.D

Analysis Method: 8260B | Date Collected: 05/17/2011 15:20

Sample wt/vol: 5(mL) | Date Analyzed: 05/27/2011 23:20

Soil Aliquot Vol: | Dilution Factor: 1

Soil Extract Vol.: | GC Column: DB-624 ID: 0.18(mm)

% Moisture: | Level: (low/med) Low

Analysis Batch No.: 2965 | Units: ug/L

CAS NO.	COMPOUND NAME	RESULT	Q	RL	MDL
67-64-1	Acetone	5.0	U	5.0	1.1
71-43-2	Benzene	1.0	U	1.0	0.13
108-86-1	Bromobenzene	1.0	U	1.0	0.13
74-97-5	Bromochloromethane	1.0	U	1.0	0.29
75-27-4	Bromodichloromethane	1.0	U	1.0	0.15
75-25-2	Bromoform	1.0	U	1.0	0.64
74-83-9	Bromomethane	1.0	U	1.0	0.41
78-93-3	2-Butanone	5.0	U	5.0	0.57
75-15-0	Carbon disulfide	1.0	U	1.0	0.13
56-23-5	Carbon tetrachloride	1.0	U	1.0	0.13
108-90-7	Chlorobenzene	1.0	U	1.0	0.15
75-00-3	Chloroethane	1.0	U	1.0	0.29
110-75-8	2-Chloroethyl vinyl ether	10	U	10	0.99
67-66-3	Chloroform	1.0	U	1.0	0.16
74-87-3	Chloromethane	1.0	U	1.0	0.30
95-49-8	2-Chlorotoluene	1.0	U	1.0	0.11
106-43-4	4-Chlorotoluene	1.0	U	1.0	0.18
156-59-2	cis-1,2-Dichloroethene	1.7		1.0	0.17
10061-01-5	cis-1,3-Dichloropropene	1.0	U	1.0	0.14
124-48-1	Dibromochloromethane	1.0	U	1.0	0.18
96-12-8	1,2-Dibromo-3-Chloropropane	5.0	U	5.0	0.67
106-93-4	1,2-Dibromoethane	1.0	U	1.0	0.24
74-95-3	Dibromomethane	1.0	U	1.0	0.28
95-50-1	1,2-Dichlorobenzene	1.0	U	1.0	0.13
541-73-1	1,3-Dichlorobenzene	1.0	U	1.0	0.14
106-46-7	1,4-Dichlorobenzene	1.0	U	1.0	0.13
75-71-8	Dichlorodifluoromethane	1.0	U	1.0	0.31
75-34-3	1,1-Dichloroethane	1.0	U	1.0	0.15
107-06-2	1,2-Dichloroethane	0.51	J	1.0	0.22
75-35-4	1,1-Dichloroethene	1.0	U	1.0	0.19
78-87-5	1,2-Dichloropropane	1.0	U	1.0	0.18
142-28-9	1,3-Dichloropropane	1.0	U	1.0	0.16
594-20-7	2,2-Dichloropropane	1.0	U	1.0	0.13
563-58-6	1,1-Dichloropropene	1.0	U	1.0	0.13
108-20-3	Diisopropyl ether	5.0	U	5.0	1.5
100-41-4	Ethylbenzene	1.0	U	1.0	0.17

FORM I
GC/MS VOA ORGANICS ANALYSIS DATA SHEET

Lab Name: TestAmerica North Canton | Job No.: 240-174-1

SDG No.:

Client Sample ID: MW20D-051711 | Lab Sample ID: 240-209-4

Matrix: Water | Lab File ID: UX97759.D

Analysis Method: 8260B | Date Collected: 05/17/2011 15:20

Sample wt/vol: 5(mL) | Date Analyzed: 05/27/2011 23:20

Soil Aliquot Vol: | Dilution Factor: 1

Soil Extract Vol.: | GC Column: DB-624 ID: 0.18(mm)

% Moisture: | Level: (low/med) Low

Analysis Batch No.: 2965 | Units: ug/L

CAS NO.	COMPOUND NAME	RESULT	Q	RL	MDL
637-92-3	Ethyl-t-butyl ether (ETBE)	5.0	U	5.0	0.11
87-68-3	Hexachlorobutadiene	1.0	U	1.0	0.30
591-78-6	2-Hexanone	5.0	U	5.0	0.41
98-82-8	Isopropylbenzene	1.0	U	1.0	0.13
75-09-2	Methylene Chloride	1.0	U	1.0	0.33
108-10-1	4-Methyl-2-pentanone	5.0	U	5.0	0.32
1634-04-4	Methyl tert-butyl ether	5.0	U	5.0	0.17
179601-23-1	m-Xylene & p-Xylene	2.0	U	2.0	0.24
91-20-3	Naphthalene	1.0	U	1.0	0.24
104-51-8	n-Butylbenzene	1.0	U	1.0	0.12
103-65-1	n-Propylbenzene	1.0	U	1.0	0.14
95-47-6	o-Xylene	1.0	U	1.0	0.14
99-87-6	p-Isopropyltoluene	1.0	U	1.0	0.12
135-98-8	sec-Butylbenzene	1.0	U	1.0	0.13
100-42-5	Styrene	1.0	U	1.0	0.11
994-05-8	Tert-amyl-methyl ether (TAME)	5.0	U	5.0	0.067
75-65-0	tert-Butyl alcohol	20	U	20	3.9
98-06-6	tert-Butylbenzene	1.0	U	1.0	0.13
630-20-6	1,1,1,2-Tetrachloroethane	1.0	U	1.0	0.23
79-34-5	1,1,2,2-Tetrachloroethane	1.0	U	1.0	0.18
127-18-4	Tetrachloroethene	1.0	U	1.0	0.29
108-88-3	Toluene	1.0	U	1.0	0.13
156-60-5	trans-1,2-Dichloroethene	1.0	U	1.0	0.19
10061-02-6	trans-1,3-Dichloropropene	1.0	U	1.0	0.19
87-61-6	1,2,3-Trichlorobenzene	1.0	U	1.0	0.17
120-82-1	1,2,4-Trichlorobenzene	1.0	U	1.0	0.15
71-55-6	1,1,1-Trichloroethane	1.0	U	1.0	0.22
79-01-6	Trichloroethene	13		1.0	0.17
75-69-4	Trichlorofluoromethane	1.0	U	1.0	0.21
96-18-4	1,2,3-Trichloropropane	1.0	U	1.0	0.43
76-13-1	1,1,2-Trichloro-1,2,2-trichfluoroethane	1.0	U	1.0	0.28
526-73-8	1,2,3-Trimethylbenzene	5.0	U	5.0	0.0059
95-63-6	1,2,4-Trimethylbenzene	1.0	U	1.0	0.12
108-05-4	Vinyl acetate	2.0	U	2.0	0.19
75-01-4	Vinyl chloride	1.0	U	1.0	0.22

FORM I
GC/MS VOA ORGANICS ANALYSIS DATA SHEET

Lab Name: TestAmerica North Canton Job No.: 240-174-1

SDG No.:

Client Sample ID: MW20D-051711 Lab Sample ID: 240-209-4

Matrix: Water Lab File ID: UX97759.D

Analysis Method: 8260B Date Collected: 05/17/2011 15:20

Sample wt/vol: 5(mL) Date Analyzed: 05/27/2011 23:20

Soil Aliquot Vol: Dilution Factor: 1

Soil Extract Vol.: GC Column: DB-624 ID: 0.18(mm)

% Moisture: Level: (low/med) Low

Analysis Batch No.: 2965 Units: ug/L

CAS NO.	COMPOUND NAME	RESULT	Q	RL	MDL
1330-20-7	Xylenes, Total	2.0	U	2.0	0.28

CAS NO.	SURROGATE	%REC	Q	LIMITS
460-00-4	4-Bromofluorobenzene (Surr)	96		66-117
1868-53-7	Dibromofluoromethane (Surr)	108		75-121
17060-07-0	1,2-Dichloroethane-d4 (Surr)	98		63-129
2037-26-5	Toluene-d8 (Surr)	100		74-115

FORM I
GC/MS VOA ORGANICS ANALYSIS DATA SHEET
TENTATIVELY IDENTIFIED COMPOUNDS

Lab Name: TestAmerica North Canton | Job No.: 240-174-1

SDG No.:

Client Sample ID: MW20D-051711 | Lab Sample ID: 240-209-4

Matrix: Water | Lab File ID: UX97759.D

Analysis Method: 8260B | Date Collected: 05/17/2011 15:20

Sample wt/vol: 5(mL) | Date Analyzed: 05/27/2011 23:20

Soil Aliquot Vol: | Dilution Factor: 1

Soil Extract Vol.: | GC Column: DB-624 ID: 0.18(mm)

% Moisture: | Level: (low/med) Low

Analysis Batch No.: 2965 | Units: ug/L

Number TICs Found: 1 | TIC Result Total: 4.5

CAS NO.	COMPOUND NAME	RT	RESULT	Q
	Tentatively Identified Compound		None	
109-99-9	Tetrahydrofuran	4.59	4.5	J

FORM I
GC/MS VOA ORGANICS ANALYSIS DATA SHEET

Lab Name: TestAmerica North Canton | Job No.: 240-174-1

SDG No.:

Client Sample ID: MW20I-051711 DL | Lab Sample ID: 240-209-3 DL

Matrix: Water | Lab File ID: UX97758.D

Analysis Method: 8260B | Date Collected: 05/17/2011 14:00

Sample wt/vol: 5(mL) | Date Analyzed: 05/27/2011 22:56

Soil Aliquot Vol: | Dilution Factor: 12.5

Soil Extract Vol.: | GC Column: DB-624 ID: 0.18(mm)

% Moisture: | Level: (low/med) Low

Analysis Batch No.: 2965 | Units: ug/L

CAS NO.	COMPOUND NAME	RESULT	Q	RL	MDL
67-64-1	Acetone	63	U	63	14
71-43-2	Benzene	2.0	J	13	1.6
108-86-1	Bromobenzene	13	U	13	1.6
74-97-5	Bromochloromethane	13	U	13	3.6
75-27-4	Bromodichloromethane	13	U	13	1.9
75-25-2	Bromoform	13	U	13	8.0
74-83-9	Bromomethane	13	U	13	5.1
78-93-3	2-Butanone	40	J	63	7.1
75-15-0	Carbon disulfide	13	U	13	1.6
56-23-5	Carbon tetrachloride	13	U	13	1.6
108-90-7	Chlorobenzene	33		13	1.9
75-00-3	Chloroethane	13	U	13	3.6
110-75-8	2-Chloroethyl vinyl ether	130	U	130	12
67-66-3	Chloroform	13	U	13	2.0
74-87-3	Chloromethane	13	U	13	3.8
95-49-8	2-Chlorotoluene	13	U	13	1.4
106-43-4	4-Chlorotoluene	13	U	13	2.3
156-59-2	cis-1,2-Dichloroethene	460		13	2.1
10061-01-5	cis-1,3-Dichloropropene	13	U	13	1.8
124-48-1	Dibromochloromethane	13	U	13	2.3
96-12-8	1,2-Dibromo-3-Chloropropane	63	U	63	8.4
106-93-4	1,2-Dibromoethane	13	U	13	3.0
74-95-3	Dibromomethane	13	U	13	3.5
95-50-1	1,2-Dichlorobenzene	13	U	13	1.6
541-73-1	1,3-Dichlorobenzene	13	U	13	1.8
106-46-7	1,4-Dichlorobenzene	13	U	13	1.6
75-71-8	Dichlorodifluoromethane	13	U	13	3.9
75-34-3	1,1-Dichloroethane	13	U	13	1.9
107-06-2	1,2-Dichloroethane	13	U	13	2.8
75-35-4	1,1-Dichloroethene	3.4	J	13	2.4
78-87-5	1,2-Dichloropropane	13	U	13	2.3
142-28-9	1,3-Dichloropropane	13	U	13	2.0
594-20-7	2,2-Dichloropropane	13	U	13	1.6
563-58-6	1,1-Dichloropropene	13	U	13	1.6
108-20-3	Diisopropyl ether	63	U	63	19
100-41-4	Ethylbenzene	13	U	13	2.1

FORM I
GC/MS VOA ORGANICS ANALYSIS DATA SHEET

Lab Name: TestAmerica North Canton | Job No.: 240-174-1

SDG No.:

Client Sample ID: MW20I-051711 DL | Lab Sample ID: 240-209-3 DL

Matrix: Water | Lab File ID: UX97758.D

Analysis Method: 8260B | Date Collected: 05/17/2011 14:00

Sample wt/vol: 5(mL) | Date Analyzed: 05/27/2011 22:56

Soil Aliquot Vol: | Dilution Factor: 12.5

Soil Extract Vol.: | GC Column: DB-624 ID: 0.18(mm)

% Moisture: | Level: (low/med) Low

Analysis Batch No.: 2965 | Units: ug/L

CAS NO.	COMPOUND NAME	RESULT	Q	RL	MDL
637-92-3	Ethyl-t-butyl ether (ETBE)	63	U	63	1.4
87-68-3	Hexachlorobutadiene	13	U	13	3.8
591-78-6	2-Hexanone	63	U	63	5.1
98-82-8	Isopropylbenzene	13	U	13	1.6
75-09-2	Methylene Chloride	13	U	13	4.1
108-10-1	4-Methyl-2-pentanone	63	U	63	4.0
1634-04-4	Methyl tert-butyl ether	63	U	63	2.1
179601-23-1	m-Xylene & p-Xylene	25	U	25	3.0
91-20-3	Naphthalene	13	U	13	3.0
104-51-8	n-Butylbenzene	13	U	13	1.5
103-65-1	n-Propylbenzene	13	U	13	1.8
95-47-6	o-Xylene	13	U	13	1.8
99-87-6	p-Isopropyltoluene	13	U	13	1.5
135-98-8	sec-Butylbenzene	13	U	13	1.6
100-42-5	Styrene	13	U	13	1.4
994-05-8	Tert-amyl-methyl ether (TAME)	63	U	63	0.84
75-65-0	tert-Butyl alcohol	250	U	250	49
98-06-6	tert-Butylbenzene	13	U	13	1.6
630-20-6	1,1,1,2-Tetrachloroethane	13	U	13	2.9
79-34-5	1,1,2,2-Tetrachloroethane	13	U	13	2.3
127-18-4	Tetrachloroethene	13	U	13	3.6
108-88-3	Toluene	13	U	13	1.6
156-60-5	trans-1,2-Dichloroethene	13	U	13	2.4
10061-02-6	trans-1,3-Dichloropropene	13	U	13	2.4
87-61-6	1,2,3-Trichlorobenzene	13	U	13	2.1
120-82-1	1,2,4-Trichlorobenzene	13	U	13	1.9
71-55-6	1,1,1-Trichloroethane	13	U	13	2.8
79-01-6	Trichloroethene	65		13	2.1
75-69-4	Trichlorofluoromethane	13	U	13	2.6
96-18-4	1,2,3-Trichloropropane	13	U	13	5.4
76-13-1	1,1,2-Trichloro-1,2,2-trichfluoroethane	13	U	13	3.5
526-73-8	1,2,3-Trimethylbenzene	63	U	63	0.074
95-63-6	1,2,4-Trimethylbenzene	13	U	13	1.5
108-05-4	Vinyl acetate	25	U	25	2.4
75-01-4	Vinyl chloride	220		13	2.8

FORM I
GC/MS VOA ORGANICS ANALYSIS DATA SHEET

Lab Name: TestAmerica North Canton Job No.: 240-174-1

SDG No.:

Client Sample ID: MW20I-051711 DL Lab Sample ID: 240-209-3 DL

Matrix: Water Lab File ID: UX97758.D

Analysis Method: 8260B Date Collected: 05/17/2011 14:00

Sample wt/vol: 5(mL) Date Analyzed: 05/27/2011 22:56

Soil Aliquot Vol: Dilution Factor: 12.5

Soil Extract Vol.: GC Column: DB-624 ID: 0.18(mm)

% Moisture: Level: (low/med) Low

Analysis Batch No.: 2965 Units: ug/L

CAS NO.	COMPOUND NAME	RESULT	Q	RL	MDL
1330-20-7	Xylenes, Total	25	U	25	3.5

CAS NO.	SURROGATE	%REC	Q	LIMITS
460-00-4	4-Bromofluorobenzene (Surr)	102		66-117
1868-53-7	Dibromofluoromethane (Surr)	104		75-121
17060-07-0	1,2-Dichloroethane-d4 (Surr)	101		63-129
2037-26-5	Toluene-d8 (Surr)	103		74-115

FORM I
GC/MS VOA ORGANICS ANALYSIS DATA SHEET
TENTATIVELY IDENTIFIED COMPOUNDS

Lab Name: TestAmerica North Canton | Job No.: 240-174-1

SDG No.:

Client Sample ID: MW20I-051711 DL | Lab Sample ID: 240-209-3 DL

Matrix: Water | Lab File ID: UX97758.D

Analysis Method: 8260B | Date Collected: 05/17/2011 14:00

Sample wt/vol: 5(mL) | Date Analyzed: 05/27/2011 22:56

Soil Aliquot Vol: | Dilution Factor: 12.5

Soil Extract Vol.: | GC Column: DB-624 ID: 0.18(mm)

% Moisture: | Level: (low/med) Low

Analysis Batch No.: 2965 | Units: ug/L

Number TICs Found: 0 | TIC Result Total: 0

CAS NO.	COMPOUND NAME	RT	RESULT	Q
	Tentatively Identified Compound		None	

FORM I
GC/MS VOA ORGANICS ANALYSIS DATA SHEET

Lab Name: TestAmerica North Canton | Job No.: 240-174-1

SDG No.:

Client Sample ID: MW20S-051711 DL | Lab Sample ID: 240-209-2 DL

Matrix: Water | Lab File ID: UX97757.D

Analysis Method: 8260B | Date Collected: 05/17/2011 11:20

Sample wt/vol: 5(mL) | Date Analyzed: 05/27/2011 22:32

Soil Aliquot Vol: | Dilution Factor: 50

Soil Extract Vol.: | GC Column: DB-624 ID: 0.18(mm)

% Moisture: | Level: (low/med) Low

Analysis Batch No.: 2965 | Units: ug/L

CAS NO.	COMPOUND NAME	RESULT	Q	RL	MDL
67-64-1	Acetone	250	U	250	55
71-43-2	Benzene	23	J	50	6.5
108-86-1	Bromobenzene	50	U	50	6.5
74-97-5	Bromochloromethane	50	U	50	15
75-27-4	Bromodichloromethane	50	U	50	7.5
75-25-2	Bromoform	50	U	50	32
74-83-9	Bromomethane	50	U	50	21
78-93-3	2-Butanone	250	U	250	29
75-15-0	Carbon disulfide	50	U	50	6.5
56-23-5	Carbon tetrachloride	50	U	50	6.5
108-90-7	Chlorobenzene	620		50	7.5
75-00-3	Chloroethane	50	U	50	15
110-75-8	2-Chloroethyl vinyl ether	500	U	500	50
67-66-3	Chloroform	50	U	50	8.0
74-87-3	Chloromethane	50	U	50	15
95-49-8	2-Chlorotoluene	50	U	50	5.5
106-43-4	4-Chlorotoluene	50	U	50	9.0
156-59-2	cis-1,2-Dichloroethene	1300		50	8.5
10061-01-5	cis-1,3-Dichloropropene	50	U	50	7.0
124-48-1	Dibromochloromethane	50	U	50	9.0
96-12-8	1,2-Dibromo-3-Chloropropane	250	U	250	34
106-93-4	1,2-Dibromoethane	50	U	50	12
74-95-3	Dibromomethane	50	U	50	14
95-50-1	1,2-Dichlorobenzene	50	U	50	6.5
541-73-1	1,3-Dichlorobenzene	50	U	50	7.0
106-46-7	1,4-Dichlorobenzene	50	U	50	6.5
75-71-8	Dichlorodifluoromethane	50	U	50	16
75-34-3	1,1-Dichloroethane	50	U	50	7.5
107-06-2	1,2-Dichloroethane	50	U	50	11
75-35-4	1,1-Dichloroethene	16	J	50	9.5
78-87-5	1,2-Dichloropropane	50	U	50	9.0
142-28-9	1,3-Dichloropropane	50	U	50	8.0
594-20-7	2,2-Dichloropropane	50	U	50	6.5
563-58-6	1,1-Dichloropropene	50	U	50	6.5
108-20-3	Diisopropyl ether	250	U	250	75
100-41-4	Ethylbenzene	10	J	50	8.5

FORM I
GC/MS VOA ORGANICS ANALYSIS DATA SHEET

Lab Name: TestAmerica North Canton | Job No.: 240-174-1

SDG No.:

Client Sample ID: MW20S-051711 DL | Lab Sample ID: 240-209-2 DL

Matrix: Water | Lab File ID: UX97757.D

Analysis Method: 8260B | Date Collected: 05/17/2011 11:20

Sample wt/vol: 5(mL) | Date Analyzed: 05/27/2011 22:32

Soil Aliquot Vol: | Dilution Factor: 50

Soil Extract Vol.: | GC Column: DB-624 ID: 0.18(mm)

% Moisture: | Level: (low/med) Low

Analysis Batch No.: 2965 | Units: ug/L

CAS NO.	COMPOUND NAME	RESULT	Q	RL	MDL
637-92-3	Ethyl-t-butyl ether (ETBE)	250	U	250	5.5
87-68-3	Hexachlorobutadiene	50	U	50	15
591-78-6	2-Hexanone	250	U	250	21
98-82-8	Isopropylbenzene	50	U	50	6.5
75-09-2	Methylene Chloride	50	U	50	17
108-10-1	4-Methyl-2-pentanone	250	U	250	16
1634-04-4	Methyl tert-butyl ether	250	U	250	8.5
179601-23-1	m-Xylene & p-Xylene	14	J	100	12
91-20-3	Naphthalene	50	U	50	12
104-51-8	n-Butylbenzene	50	U	50	6.0
103-65-1	n-Propylbenzene	50	U	50	7.0
95-47-6	o-Xylene	10	J	50	7.0
99-87-6	p-Isopropyltoluene	50	U	50	6.0
135-98-8	sec-Butylbenzene	50	U	50	6.5
100-42-5	Styrene	50	U	50	5.5
994-05-8	Tert-amyl-methyl ether (TAME)	250	U	250	3.4
75-65-0	tert-Butyl alcohol	1000	U	1000	200
98-06-6	tert-Butylbenzene	50	U	50	6.5
630-20-6	1,1,1,2-Tetrachloroethane	50	U	50	12
79-34-5	1,1,2,2-Tetrachloroethane	50	U	50	9.0
127-18-4	Tetrachloroethene	50	U	50	15
108-88-3	Toluene	9.8	J	50	6.5
156-60-5	trans-1,2-Dichloroethene	11	J	50	9.5
10061-02-6	trans-1,3-Dichloropropene	50	U	50	9.5
87-61-6	1,2,3-Trichlorobenzene	50	U	50	8.5
120-82-1	1,2,4-Trichlorobenzene	50	U	50	7.5
71-55-6	1,1,1-Trichloroethane	50	U	50	11
79-01-6	Trichloroethene	320		50	8.5
75-69-4	Trichlorofluoromethane	50	U	50	11
96-18-4	1,2,3-Trichloropropane	50	U	50	22
76-13-1	1,1,2-Trichloro-1,2,2-trichfluoroethane	50	U	50	14
526-73-8	1,2,3-Trimethylbenzene	250	U	250	0.30
95-63-6	1,2,4-Trimethylbenzene	7.3	J	50	6.0
108-05-4	Vinyl acetate	100	U	100	9.5
75-01-4	Vinyl chloride	840		50	11

FORM I
GC/MS VOA ORGANICS ANALYSIS DATA SHEET

Lab Name: TestAmerica North Canton | Job No.: 240-174-1

SDG No.:

Client Sample ID: MW20S-051711 DL | Lab Sample ID: 240-209-2 DL

Matrix: Water | Lab File ID: UX97757.D

Analysis Method: 8260B | Date Collected: 05/17/2011 11:20

Sample wt/vol: 5(mL) | Date Analyzed: 05/27/2011 22:32

Soil Aliquot Vol: | Dilution Factor: 50

Soil Extract Vol.: | GC Column: DB-624 ID: 0.18(mm)

% Moisture: | Level: (low/med) Low

Analysis Batch No.: 2965 | Units: ug/L

CAS NO.	COMPOUND NAME	RESULT	Q	RL	MDL
1330-20-7	Xylenes, Total	24	J	100	14

CAS NO.	SURROGATE	%REC	Q	LIMITS
460-00-4	4-Bromofluorobenzene (Surr)	105		66-117
1868-53-7	Dibromofluoromethane (Surr)	107		75-121
17060-07-0	1,2-Dichloroethane-d4 (Surr)	105		63-129
2037-26-5	Toluene-d8 (Surr)	102		74-115

FORM I
GC/MS VOA ORGANICS ANALYSIS DATA SHEET
TENTATIVELY IDENTIFIED COMPOUNDS

Lab Name: TestAmerica North Canton | Job No.: 240-174-1

SDG No.:

Client Sample ID: MW20S-051711 DL | Lab Sample ID: 240-209-2 DL

Matrix: Water | Lab File ID: UX97757.D

Analysis Method: 8260B | Date Collected: 05/17/2011 11:20

Sample wt/vol: 5(mL) | Date Analyzed: 05/27/2011 22:32

Soil Aliquot Vol: | Dilution Factor: 50

Soil Extract Vol.: | GC Column: DB-624 ID: 0.18(mm)

% Moisture: | Level: (low/med) Low

Analysis Batch No.: 2965 | Units: ug/L

Number TICs Found: 3 | TIC Result Total: 129

CAS NO.	COMPOUND NAME	RT	RESULT	Q
	Tentatively Identified Compound		None	
110-82-7	Cyclohexane	4.81	55	
108-87-2	Methylcyclohexane	5.77	44	J
91-57-6	2-Methylnaphthalene	13.75	30	J

FORM I
GC/MS VOA ORGANICS ANALYSIS DATA SHEET

Lab Name: TestAmerica North Canton | Job No.: 240-174-1

SDG No.:

Client Sample ID: TB-051611 | Lab Sample ID: 240-174-1

Matrix: Water | Lab File ID: UXX1823.D

Analysis Method: 8260B | Date Collected: 05/16/2011 00:00

Sample wt/vol: 5(mL) | Date Analyzed: 05/25/2011 18:28

Soil Aliquot Vol: | Dilution Factor: 1

Soil Extract Vol.: | GC Column: DB-624 ID: 0.18(mm)

% Moisture: | Level: (low/med) Low

Analysis Batch No.: 2565 | Units: ug/L

CAS NO.	COMPOUND NAME	RESULT	Q	RL	MDL
67-64-1	Acetone	2.8	J	5.0	1.1
71-43-2	Benzene	1.0	U	1.0	0.13
108-86-1	Bromobenzene	1.0	U	1.0	0.13
74-97-5	Bromochloromethane	1.0	U	1.0	0.29
75-27-4	Bromodichloromethane	1.0	U	1.0	0.15
75-25-2	Bromoform	1.0	U	1.0	0.64
74-83-9	Bromomethane	1.0	U	1.0	0.41
78-93-3	2-Butanone	5.0	U	5.0	0.57
75-15-0	Carbon disulfide	1.0	U	1.0	0.13
56-23-5	Carbon tetrachloride	1.0	U	1.0	0.13
108-90-7	Chlorobenzene	1.0	U	1.0	0.15
75-00-3	Chloroethane	1.0	U	1.0	0.29
110-75-8	2-Chloroethyl vinyl ether	10	U	10	0.99
67-66-3	Chloroform	1.0	U	1.0	0.16
74-87-3	Chloromethane	1.0	U	1.0	0.30
95-49-8	2-Chlorotoluene	1.0	U	1.0	0.11
106-43-4	4-Chlorotoluene	1.0	U	1.0	0.18
156-59-2	cis-1,2-Dichloroethene	1.0	U	1.0	0.17
10061-01-5	cis-1,3-Dichloropropene	1.0	U	1.0	0.14
124-48-1	Dibromochloromethane	1.0	U	1.0	0.18
96-12-8	1,2-Dibromo-3-Chloropropane	5.0	U	5.0	0.67
106-93-4	1,2-Dibromoethane	1.0	U	1.0	0.24
74-95-3	Dibromomethane	1.0	U	1.0	0.28
95-50-1	1,2-Dichlorobenzene	1.0	U	1.0	0.13
541-73-1	1,3-Dichlorobenzene	1.0	U	1.0	0.14
106-46-7	1,4-Dichlorobenzene	1.0	U	1.0	0.13
75-71-8	Dichlorodifluoromethane	1.0	U	1.0	0.31
75-34-3	1,1-Dichloroethane	1.0	U	1.0	0.15
107-06-2	1,2-Dichloroethane	1.0	U	1.0	0.22
75-35-4	1,1-Dichloroethene	1.0	U	1.0	0.19
78-87-5	1,2-Dichloropropane	1.0	U	1.0	0.18
142-28-9	1,3-Dichloropropane	1.0	U	1.0	0.16
594-20-7	2,2-Dichloropropane	1.0	U	1.0	0.13
563-58-6	1,1-Dichloropropene	1.0	U	1.0	0.13
108-20-3	Diisopropyl ether	5.0	U	5.0	1.5
100-41-4	Ethylbenzene	1.0	U	1.0	0.17

FORM I
GC/MS VOA ORGANICS ANALYSIS DATA SHEET

Lab Name: TestAmerica North Canton Job No.: 240-174-1

SDG No.:

Client Sample ID: TB-051611 Lab Sample ID: 240-174-1

Matrix: Water Lab File ID: UXX1823.D

Analysis Method: 8260B Date Collected: 05/16/2011 00:00

Sample wt/vol: 5(mL) Date Analyzed: 05/25/2011 18:28

Soil Aliquot Vol: Dilution Factor: 1

Soil Extract Vol.: GC Column: DB-624 ID: 0.18(mm)

% Moisture: Level: (low/med) Low

Analysis Batch No.: 2565 Units: ug/L

CAS NO.	COMPOUND NAME	RESULT	Q	RL	MDL
637-92-3	Ethyl-t-butyl ether (ETBE)	5.0	U	5.0	0.11
87-68-3	Hexachlorobutadiene	1.0	U	1.0	0.30
591-78-6	2-Hexanone	5.0	U	5.0	0.41
98-82-8	Isopropylbenzene	1.0	U	1.0	0.13
75-09-2	Methylene Chloride	1.0	U	1.0	0.33
108-10-1	4-Methyl-2-pentanone	5.0	U	5.0	0.32
1634-04-4	Methyl tert-butyl ether	5.0	U	5.0	0.17
179601-23-1	m-Xylene & p-Xylene	2.0	U	2.0	0.24
91-20-3	Naphthalene	1.0	U	1.0	0.24
104-51-8	n-Butylbenzene	1.0	U	1.0	0.12
103-65-1	n-Propylbenzene	1.0	U	1.0	0.14
95-47-6	o-Xylene	1.0	U	1.0	0.14
99-87-6	p-Isopropyltoluene	1.0	U	1.0	0.12
135-98-8	sec-Butylbenzene	1.0	U	1.0	0.13
100-42-5	Styrene	1.0	U	1.0	0.11
994-05-8	Tert-amyl-methyl ether (TAME)	5.0	U	5.0	0.067
75-65-0	tert-Butyl alcohol	20	U	20	3.9
98-06-6	tert-Butylbenzene	1.0	U	1.0	0.13
630-20-6	1,1,1,2-Tetrachloroethane	1.0	U	1.0	0.23
79-34-5	1,1,2,2-Tetrachloroethane	1.0	U	1.0	0.18
127-18-4	Tetrachloroethene	1.0	U	1.0	0.29
108-88-3	Toluene	1.0	U	1.0	0.13
156-60-5	trans-1,2-Dichloroethene	1.0	U	1.0	0.19
10061-02-6	trans-1,3-Dichloropropene	1.0	U	1.0	0.19
87-61-6	1,2,3-Trichlorobenzene	1.0	U	1.0	0.17
120-82-1	1,2,4-Trichlorobenzene	1.0	U	1.0	0.15
71-55-6	1,1,1-Trichloroethane	1.0	U	1.0	0.22
79-01-6	Trichloroethene	1.0	U	1.0	0.17
75-69-4	Trichlorofluoromethane	1.0	U	1.0	0.21
96-18-4	1,2,3-Trichloropropane	1.0	U	1.0	0.43
76-13-1	1,1,2-Trichloro-1,2,2-trichfluoroethane	1.0	U	1.0	0.28
526-73-8	1,2,3-Trimethylbenzene	5.0	U	5.0	0.0059
95-63-6	1,2,4-Trimethylbenzene	1.0	U	1.0	0.12
108-05-4	Vinyl acetate	2.0	U	2.0	0.19
75-01-4	Vinyl chloride	1.0	U	1.0	0.22

FORM I
GC/MS VOA ORGANICS ANALYSIS DATA SHEET

Lab Name: TestAmerica North Canton | Job No.: 240-174-1

SDG No.:

Client Sample ID: TB-051611 | Lab Sample ID: 240-174-1

Matrix: Water | Lab File ID: UXX1823.D

Analysis Method: 8260B | Date Collected: 05/16/2011 00:00

Sample wt/vol: 5(mL) | Date Analyzed: 05/25/2011 18:28

Soil Aliquot Vol: | Dilution Factor: 1

Soil Extract Vol.: | GC Column: DB-624 ID: 0.18(mm)

% Moisture: | Level: (low/med) Low

Analysis Batch No.: 2565 | Units: ug/L

CAS NO.	COMPOUND NAME	RESULT	Q	RL	MDL
1330-20-7	Xylenes, Total	2.0	U	2.0	0.28

CAS NO.	SURROGATE	%REC	Q	LIMITS
460-00-4	4-Bromofluorobenzene (Surr)	88		66-117
1868-53-7	Dibromofluoromethane (Surr)	101		75-121
17060-07-0	1,2-Dichloroethane-d4 (Surr)	102		63-129
2037-26-5	Toluene-d8 (Surr)	95		74-115

FORM I
GC/MS VOA ORGANICS ANALYSIS DATA SHEET
TENTATIVELY IDENTIFIED COMPOUNDS

Lab Name: TestAmerica North Canton | Job No.: 240-174-1

SDG No.:

Client Sample ID: TB-051611 | Lab Sample ID: 240-174-1

Matrix: Water | Lab File ID: UXX1823.D

Analysis Method: 8260B | Date Collected: 05/16/2011 00:00

Sample wt/vol: 5(mL) | Date Analyzed: 05/25/2011 18:28

Soil Aliquot Vol: | Dilution Factor: 1

Soil Extract Vol.: | GC Column: DB-624 ID: 0.18(mm)

% Moisture: | Level: (low/med) Low

Analysis Batch No.: 2565 | Units: ug/L

Number TICs Found: 1 | TIC Result Total: 5.2

CAS NO.	COMPOUND NAME	RT	RESULT	Q
18173-64-3	tert-Butyldimethylsilanol	4.04	5.2	T J N

FORM I-TIC 8260B

FORM I
GC/MS VOA ORGANICS ANALYSIS DATA SHEET

Lab Name: TestAmerica North Canton | Job No.: 240-174-1

SDG No.:

Client Sample ID: TB-051711 | Lab Sample ID: 240-209-1

Matrix: Water | Lab File ID: UX97755.D

Analysis Method: 8260B | Date Collected: 05/17/2011 00:00

Sample wt/vol: 5(mL) | Date Analyzed: 05/27/2011 21:46

Soil Aliquot Vol: | Dilution Factor: 1

Soil Extract Vol.: | GC Column: DB-624 ID: 0.18(mm)

% Moisture: | Level: (low/med) Low

Analysis Batch No.: 2965 | Units: ug/L

CAS NO.	COMPOUND NAME	RESULT	Q	RL	MDL
67-64-1	Acetone	5.0	U	5.0	1.1
71-43-2	Benzene	1.0	U	1.0	0.13
108-86-1	Bromobenzene	1.0	U	1.0	0.13
74-97-5	Bromochloromethane	1.0	U	1.0	0.29
75-27-4	Bromodichloromethane	1.0	U	1.0	0.15
75-25-2	Bromoform	1.0	U	1.0	0.64
74-83-9	Bromomethane	1.0	U	1.0	0.41
78-93-3	2-Butanone	5.0	U	5.0	0.57
75-15-0	Carbon disulfide	1.0	U	1.0	0.13
56-23-5	Carbon tetrachloride	1.0	U	1.0	0.13
108-90-7	Chlorobenzene	1.0	U	1.0	0.15
75-00-3	Chloroethane	1.0	U	1.0	0.29
110-75-8	2-Chloroethyl vinyl ether	10	U	10	0.99
67-66-3	Chloroform	1.0	U	1.0	0.16
74-87-3	Chloromethane	1.0	U	1.0	0.30
95-49-8	2-Chlorotoluene	1.0	U	1.0	0.11
106-43-4	4-Chlorotoluene	1.0	U	1.0	0.18
156-59-2	cis-1,2-Dichloroethene	1.0	U	1.0	0.17
10061-01-5	cis-1,3-Dichloropropene	1.0	U	1.0	0.14
124-48-1	Dibromochloromethane	1.0	U	1.0	0.18
96-12-8	1,2-Dibromo-3-Chloropropane	5.0	U	5.0	0.67
106-93-4	1,2-Dibromoethane	1.0	U	1.0	0.24
74-95-3	Dibromomethane	1.0	U	1.0	0.28
95-50-1	1,2-Dichlorobenzene	1.0	U	1.0	0.13
541-73-1	1,3-Dichlorobenzene	1.0	U	1.0	0.14
106-46-7	1,4-Dichlorobenzene	1.0	U	1.0	0.13
75-71-8	Dichlorodifluoromethane	1.0	U	1.0	0.31
75-34-3	1,1-Dichloroethane	1.0	U	1.0	0.15
107-06-2	1,2-Dichloroethane	1.0	U	1.0	0.22
75-35-4	1,1-Dichloroethene	1.0	U	1.0	0.19
78-87-5	1,2-Dichloropropane	1.0	U	1.0	0.18
142-28-9	1,3-Dichloropropane	1.0	U	1.0	0.16
594-20-7	2,2-Dichloropropane	1.0	U	1.0	0.13
563-58-6	1,1-Dichloropropene	1.0	U	1.0	0.13
108-20-3	Diisopropyl ether	5.0	U	5.0	1.5
100-41-4	Ethylbenzene	1.0	U	1.0	0.17

FORM I
GC/MS VOA ORGANICS ANALYSIS DATA SHEET

Lab Name: TestAmerica North Canton | Job No.: 240-174-1

SDG No.:

Client Sample ID: TB-051711 | Lab Sample ID: 240-209-1

Matrix: Water | Lab File ID: UX97755.D

Analysis Method: 8260B | Date Collected: 05/17/2011 00:00

Sample wt/vol: 5(mL) | Date Analyzed: 05/27/2011 21:46

Soil Aliquot Vol: | Dilution Factor: 1

Soil Extract Vol.: | GC Column: DB-624 ID: 0.18(mm)

% Moisture: | Level: (low/med) Low

Analysis Batch No.: 2965 | Units: ug/L

CAS NO.	COMPOUND NAME	RESULT	Q	RL	MDL
637-92-3	Ethyl-t-butyl ether (ETBE)	5.0	U	5.0	0.11
87-68-3	Hexachlorobutadiene	1.0	U	1.0	0.30
591-78-6	2-Hexanone	5.0	U	5.0	0.41
98-82-8	Isopropylbenzene	1.0	U	1.0	0.13
75-09-2	Methylene Chloride	1.0	U	1.0	0.33
108-10-1	4-Methyl-2-pentanone	5.0	U	5.0	0.32
1634-04-4	Methyl tert-butyl ether	5.0	U	5.0	0.17
179601-23-1	m-Xylene & p-Xylene	2.0	U	2.0	0.24
91-20-3	Naphthalene	1.0	U	1.0	0.24
104-51-8	n-Butylbenzene	1.0	U	1.0	0.12
103-65-1	n-Propylbenzene	1.0	U	1.0	0.14
95-47-6	o-Xylene	1.0	U	1.0	0.14
99-87-6	p-Isopropyltoluene	1.0	U	1.0	0.12
135-98-8	sec-Butylbenzene	1.0	U	1.0	0.13
100-42-5	Styrene	1.0	U	1.0	0.11
994-05-8	Tert-amyl-methyl ether (TAME)	5.0	U	5.0	0.067
75-65-0	tert-Butyl alcohol	20	U	20	3.9
98-06-6	tert-Butylbenzene	1.0	U	1.0	0.13
630-20-6	1,1,1,2-Tetrachloroethane	1.0	U	1.0	0.23
79-34-5	1,1,2,2-Tetrachloroethane	1.0	U	1.0	0.18
127-18-4	Tetrachloroethene	1.0	U	1.0	0.29
108-88-3	Toluene	1.0	U	1.0	0.13
156-60-5	trans-1,2-Dichloroethene	1.0	U	1.0	0.19
10061-02-6	trans-1,3-Dichloropropene	1.0	U	1.0	0.19
87-61-6	1,2,3-Trichlorobenzene	1.0	U	1.0	0.17
120-82-1	1,2,4-Trichlorobenzene	1.0	U	1.0	0.15
71-55-6	1,1,1-Trichloroethane	1.0	U	1.0	0.22
79-01-6	Trichloroethene	1.0	U	1.0	0.17
75-69-4	Trichlorofluoromethane	1.0	U	1.0	0.21
96-18-4	1,2,3-Trichloropropane	1.0	U	1.0	0.43
76-13-1	1,1,2-Trichloro-1,2,2-trichfluoroethane	1.0	U	1.0	0.28
526-73-8	1,2,3-Trimethylbenzene	5.0	U	5.0	0.0059
95-63-6	1,2,4-Trimethylbenzene	1.0	U	1.0	0.12
108-05-4	Vinyl acetate	2.0	U	2.0	0.19
75-01-4	Vinyl chloride	1.0	U	1.0	0.22

FORM I
GC/MS VOA ORGANICS ANALYSIS DATA SHEET

Lab Name: TestAmerica North Canton | Job No.: 240-174-1

SDG No.:

Client Sample ID: TB-051711 | Lab Sample ID: 240-209-1

Matrix: Water | Lab File ID: UX97755.D

Analysis Method: 8260B | Date Collected: 05/17/2011 00:00

Sample wt/vol: 5(mL) | Date Analyzed: 05/27/2011 21:46

Soil Aliquot Vol: | Dilution Factor: 1

Soil Extract Vol.: | GC Column: DB-624 ID: 0.18(mm)

% Moisture: | Level: (low/med) Low

Analysis Batch No.: 2965 | Units: ug/L

CAS NO.	COMPOUND NAME	RESULT	Q	RL	MDL
1330-20-7	Xylenes, Total	2.0	U	2.0	0.28

CAS NO.	SURROGATE	%REC	Q	LIMITS
460-00-4	4-Bromofluorobenzene (Surr)	96		66-117
1868-53-7	Dibromofluoromethane (Surr)	103		75-121
17060-07-0	1,2-Dichloroethane-d4 (Surr)	94		63-129
2037-26-5	Toluene-d8 (Surr)	100		74-115

FORM I
GC/MS VOA ORGANICS ANALYSIS DATA SHEET
TENTATIVELY IDENTIFIED COMPOUNDS

Lab Name: TestAmerica North Canton	Job No.: 240-174-1
SDG No.:	
Client Sample ID: TB-051711	Lab Sample ID: 240-209-1
Matrix: Water	Lab File ID: UX97755.D
Analysis Method: 8260B	Date Collected: 05/17/2011 00:00
Sample wt/vol: 5(mL)	Date Analyzed: 05/27/2011 21:46
Soil Aliquot Vol:	Dilution Factor: 1
Soil Extract Vol.:	GC Column: DB-624 ID: 0.18(mm)
% Moisture:	Level: (low/med) Low
Analysis Batch No.: 2965	Units: ug/L
Number TICs Found: 0	TIC Result Total: 0

CAS NO.	COMPOUND NAME	RT	RESULT	Q
	Tentatively Identified Compound		None	

FORM I-TIC 8260B

FORM I
GC/MS VOA ORGANICS ANALYSIS DATA SHEET

Lab Name: TestAmerica North Canton | Job No.: 240-174-1

SDG No.:

Client Sample ID: TB-051811 | Lab Sample ID: 240-271-1

Matrix: Water | Lab File ID: UXX2083.D

Analysis Method: 8260B | Date Collected: 05/18/2011 00:00

Sample wt/vol: 5(mL) | Date Analyzed: 06/01/2011 18:35

Soil Aliquot Vol: | Dilution Factor: 1

Soil Extract Vol.: | GC Column: DB-624 ID: 0.18(mm)

% Moisture: | Level: (low/med) Low

Analysis Batch No.: 3253 | Units: ug/L

CAS NO.	COMPOUND NAME	RESULT	Q	RL	MDL
67-64-1	Acetone	5.0	U	5.0	1.1
71-43-2	Benzene	1.0	U	1.0	0.13
108-86-1	Bromobenzene	1.0	U	1.0	0.13
74-97-5	Bromochloromethane	1.0	U	1.0	0.29
75-27-4	Bromodichloromethane	1.0	U	1.0	0.15
75-25-2	Bromoform	1.0	U	1.0	0.64
74-83-9	Bromomethane	1.0	U	1.0	0.41
78-93-3	2-Butanone	5.0	U	5.0	0.57
75-15-0	Carbon disulfide	1.0	U	1.0	0.13
56-23-5	Carbon tetrachloride	1.0	U	1.0	0.13
108-90-7	Chlorobenzene	1.0	U	1.0	0.15
75-00-3	Chloroethane	1.0	U	1.0	0.29
110-75-8	2-Chloroethyl vinyl ether	10	U	10	0.99
67-66-3	Chloroform	1.0	U	1.0	0.16
74-87-3	Chloromethane	1.0	U	1.0	0.30
95-49-8	2-Chlorotoluene	1.0	U	1.0	0.11
106-43-4	4-Chlorotoluene	1.0	U	1.0	0.18
156-59-2	cis-1,2-Dichloroethene	1.0	U	1.0	0.17
10061-01-5	cis-1,3-Dichloropropene	1.0	U	1.0	0.14
124-48-1	Dibromochloromethane	1.0	U	1.0	0.18
96-12-8	1,2-Dibromo-3-Chloropropane	5.0	U	5.0	0.67
106-93-4	1,2-Dibromoethane	1.0	U	1.0	0.24
74-95-3	Dibromomethane	1.0	U	1.0	0.28
95-50-1	1,2-Dichlorobenzene	1.0	U	1.0	0.13
541-73-1	1,3-Dichlorobenzene	1.0	U	1.0	0.14
106-46-7	1,4-Dichlorobenzene	1.0	U	1.0	0.13
75-71-8	Dichlorodifluoromethane	1.0	U	1.0	0.31
75-34-3	1,1-Dichloroethane	1.0	U	1.0	0.15
107-06-2	1,2-Dichloroethane	1.0	U	1.0	0.22
75-35-4	1,1-Dichloroethene	1.0	U	1.0	0.19
78-87-5	1,2-Dichloropropane	1.0	U	1.0	0.18
142-28-9	1,3-Dichloropropane	1.0	U	1.0	0.16
594-20-7	2,2-Dichloropropane	1.0	U	1.0	0.13
563-58-6	1,1-Dichloropropene	1.0	U	1.0	0.13
108-20-3	Diisopropyl ether	5.0	U	5.0	1.5
100-41-4	Ethylbenzene	1.0	U	1.0	0.17

FORM I
GC/MS VOA ORGANICS ANALYSIS DATA SHEET

Lab Name: TestAmerica North Canton Job No.: 240-174-1

SDG No.:

Client Sample ID: TB-051811 Lab Sample ID: 240-271-1

Matrix: Water Lab File ID: UXX2083.D

Analysis Method: 8260B Date Collected: 05/18/2011 00:00

Sample wt/vol: 5(mL) Date Analyzed: 06/01/2011 18:35

Soil Aliquot Vol: Dilution Factor: 1

Soil Extract Vol.: GC Column: DB-624 ID: 0.18(mm)

% Moisture: Level: (low/med) Low

Analysis Batch No.: 3253 Units: ug/L

CAS NO.	COMPOUND NAME	RESULT	Q	RL	MDL
637-92-3	Ethyl-t-butyl ether (ETBE)	5.0	U	5.0	0.11
87-68-3	Hexachlorobutadiene	1.0	U	1.0	0.30
591-78-6	2-Hexanone	5.0	U	5.0	0.41
98-82-8	Isopropylbenzene	1.0	U	1.0	0.13
75-09-2	Methylene Chloride	1.0	U	1.0	0.33
108-10-1	4-Methyl-2-pentanone	5.0	U	5.0	0.32
1634-04-4	Methyl tert-butyl ether	5.0	U	5.0	0.17
179601-23-1	m-Xylene & p-Xylene	2.0	U	2.0	0.24
91-20-3	Naphthalene	0.26	J	1.0	0.24
104-51-8	n-Butylbenzene	1.0	U	1.0	0.12
103-65-1	n-Propylbenzene	1.0	U	1.0	0.14
95-47-6	o-Xylene	1.0	U	1.0	0.14
99-87-6	p-Isopropyltoluene	1.0	U	1.0	0.12
135-98-8	sec-Butylbenzene	1.0	U	1.0	0.13
100-42-5	Styrene	1.0	U	1.0	0.11
994-05-8	Tert-amyl-methyl ether (TAME)	5.0	U	5.0	0.067
75-65-0	tert-Butyl alcohol	20	U	20	3.9
98-06-6	tert-Butylbenzene	1.0	U	1.0	0.13
630-20-6	1,1,1,2-Tetrachloroethane	1.0	U	1.0	0.23
79-34-5	1,1,2,2-Tetrachloroethane	1.0	U	1.0	0.18
127-18-4	Tetrachloroethene	1.0	U	1.0	0.29
108-88-3	Toluene	1.0	U	1.0	0.13
156-60-5	trans-1,2-Dichloroethene	1.0	U	1.0	0.19
10061-02-6	trans-1,3-Dichloropropene	1.0	U	1.0	0.19
87-61-6	1,2,3-Trichlorobenzene	0.30	J B	1.0	0.17
120-82-1	1,2,4-Trichlorobenzene	1.0	U	1.0	0.15
71-55-6	1,1,1-Trichloroethane	1.0	U	1.0	0.22
79-01-6	Trichloroethene	1.0	U	1.0	0.17
75-69-4	Trichlorofluoromethane	1.0	U	1.0	0.21
96-18-4	1,2,3-Trichloropropane	1.0	U	1.0	0.43
76-13-1	1,1,2-Trichloro-1,2,2-trichfluoroethane	1.0	U	1.0	0.28
526-73-8	1,2,3-Trimethylbenzene	5.0	U	5.0	0.0059
95-63-6	1,2,4-Trimethylbenzene	1.0	U	1.0	0.12
108-05-4	Vinyl acetate	2.0	U	2.0	0.19
75-01-4	Vinyl chloride	1.0	U	1.0	0.22

FORM I
GC/MS VOA ORGANICS ANALYSIS DATA SHEET

Lab Name: TestAmerica North Canton Job No.: 240-174-1

SDG No.:

Client Sample ID: TB-051811 Lab Sample ID: 240-271-1

Matrix: Water Lab File ID: UXX2083.D

Analysis Method: 8260B Date Collected: 05/18/2011 00:00

Sample wt/vol: 5(mL) Date Analyzed: 06/01/2011 18:35

Soil Aliquot Vol: Dilution Factor: 1

Soil Extract Vol.: GC Column: DB-624 ID: 0.18(mm)

% Moisture: Level: (low/med) Low

Analysis Batch No.: 3253 Units: ug/L

CAS NO.	COMPOUND NAME	RESULT	Q	RL	MDL
1330-20-7	Xylenes, Total	2.0	U	2.0	0.28

CAS NO.	SURROGATE	%REC	Q	LIMITS
460-00-4	4-Bromofluorobenzene (Surr)	94		66-117
1868-53-7	Dibromofluoromethane (Surr)	93		75-121
17060-07-0	1,2-Dichloroethane-d4 (Surr)	91		63-129
2037-26-5	Toluene-d8 (Surr)	96		74-115

FORM I
GC/MS VOA ORGANICS ANALYSIS DATA SHEET
TENTATIVELY IDENTIFIED COMPOUNDS

Lab Name: TestAmerica North Canton Job No.: 240-174-1

SDG No.:

Client Sample ID: TB-051811 Lab Sample ID: 240-271-1

Matrix: Water Lab File ID: UXX2083.D

Analysis Method: 8260B Date Collected: 05/18/2011 00:00

Sample wt/vol: 5(mL) Date Analyzed: 06/01/2011 18:35

Soil Aliquot Vol: Dilution Factor: 1

Soil Extract Vol.: GC Column: DB-624 ID: 0.18(mm)

% Moisture: Level: (low/med) Low

Analysis Batch No.: 3253 Units: ug/L

Number TICs Found: 1 TIC Result Total: 2.2

CAS NO.	COMPOUND NAME	RT	RESULT	Q
1066-40-6	Silanol, trimethyl-	4.04	2.2	T J N

FORM I
GC/MS SEMI VOA ORGANICS ANALYSIS DATA SHEET

Lab Name: TestAmerica North Canton	Job No.: 240-174-1
SDG No.:	
Client Sample ID: MW15D-051611	Lab Sample ID: 240-174-4
Matrix: Water	Lab File ID: 0524037.D
Analysis Method: 8270C	Date Collected: 05/16/2011 14:33
Extract. Method: 3520C	Date Extracted: 05/18/2011 09:49
Sample wt/vol: 1030(mL)	Date Analyzed: 05/24/2011 23:33
Con. Extract Vol.: 2.00(mL)	Dilution Factor: 1
Injection Volume: 1(uL)	Level: (low/med) Low
% Moisture:	GPC Cleanup:(Y/N) N
Analysis Batch No.: 2455	Units: ug/L

CAS NO.	COMPOUND NAME	RESULT	Q	RL	MDL
123-91-1	1,4-Dioxane	0.97	U	0.97	0.48

CAS NO.	SURROGATE	%REC	Q	LIMITS
321-60-8	2-Fluorobiphenyl (Surr)	48		28-110
367-12-4	2-Fluorophenol (Surr)	59		10-110
118-79-6	2,4,6-Tribromophenol (Surr)	47		22-120
4165-60-0	Nitrobenzene-d5 (Surr)	46		27-111
4165-62-2	Phenol-d5 (Surr)	51		10-110
1718-51-0	Terphenyl-d14 (Surr)	60		37-119

FORM I
GC/MS SEMI VOA ORGANICS ANALYSIS DATA SHEET

Lab Name: TestAmerica North Canton	Job No.: 240-174-1
SDG No.:	
Client Sample ID: MW15I-051611	Lab Sample ID: 240-174-3
Matrix: Water	Lab File ID: 0524036.D
Analysis Method: 8270C	Date Collected: 05/16/2011 13:00
Extract. Method: 3520C	Date Extracted: 05/18/2011 09:49
Sample wt/vol: 1040(mL)	Date Analyzed: 05/24/2011 23:14
Con. Extract Vol.: 2.00(mL)	Dilution Factor: 1
Injection Volume: 1(uL)	Level: (low/med) Low
% Moisture:	GPC Cleanup:(Y/N) N
Analysis Batch No.: 2455	Units: ug/L

CAS NO.	COMPOUND NAME	RESULT	Q	RL	MDL
123-91-1	1,4-Dioxane	0.96	U	0.96	0.47

CAS NO.	SURROGATE	%REC	Q	LIMITS
321-60-8	2-Fluorobiphenyl (Surr)	40		28-110
367-12-4	2-Fluorophenol (Surr)	47		10-110
118-79-6	2,4,6-Tribromophenol (Surr)	39		22-120
4165-60-0	Nitrobenzene-d5 (Surr)	40		27-111
4165-62-2	Phenol-d5 (Surr)	41		10-110
1718-51-0	Terphenyl-d14 (Surr)	53		37-119

FORM I
GC/MS SEMI VOA ORGANICS ANALYSIS DATA SHEET

Lab Name: TestAmerica North Canton | Job No.: 240-174-1

SDG No.:

Client Sample ID: MW15S-051611 | Lab Sample ID: 240-174-2

Matrix: Water | Lab File ID: 0524035.D

Analysis Method: 8270C | Date Collected: 05/16/2011 11:01

Extract. Method: 3520C | Date Extracted: 05/18/2011 09:49

Sample wt/vol: 1020(mL) | Date Analyzed: 05/24/2011 22:56

Con. Extract Vol.: 2.00(mL) | Dilution Factor: 1

Injection Volume: 1(uL) | Level: (low/med) Low

% Moisture: | GPC Cleanup:(Y/N) N

Analysis Batch No.: 2455 | Units: ug/L

CAS NO.	COMPOUND NAME	RESULT	Q	RL	MDL
123-91-1	1,4-Dioxane	0.63	J	0.98	0.48

CAS NO.	SURROGATE	%REC	Q	LIMITS
321-60-8	2-Fluorobiphenyl (Surr)	48		28-110
367-12-4	2-Fluorophenol (Surr)	56		10-110
118-79-6	2,4,6-Tribromophenol (Surr)	61		22-120
4165-60-0	Nitrobenzene-d5 (Surr)	46		27-111
4165-62-2	Phenol-d5 (Surr)	50		10-110
1718-51-0	Terphenyl-d14 (Surr)	61		37-119

FORM I
GC/MS SEMI VOA ORGANICS ANALYSIS DATA SHEET

Lab Name: TestAmerica North Canton	Job No.: 240-174-1
SDG No.:	
Client Sample ID: MW16D-051811	Lab Sample ID: 240-271-4
Matrix: Water	Lab File ID: 0606027.D
Analysis Method: 8270C	Date Collected: 05/18/2011 15:42
Extract. Method: 3520C	Date Extracted: 05/21/2011 07:47
Sample wt/vol: 1050(mL)	Date Analyzed: 06/06/2011 19:58
Con. Extract Vol.: 2.00(mL)	Dilution Factor: 1
Injection Volume: 1(uL)	Level: (low/med) Low
% Moisture:	GPC Cleanup:(Y/N) N
Analysis Batch No.: 3705	Units: ug/L

CAS NO.	COMPOUND NAME	RESULT	Q	RL	MDL
123-91-1	1,4-Dioxane	0.95	U	0.95	0.47

CAS NO.	SURROGATE	%REC	Q	LIMITS
321-60-8	2-Fluorobiphenyl (Surr)	50		28-110
367-12-4	2-Fluorophenol (Surr)	53		10-110
118-79-6	2,4,6-Tribromophenol (Surr)	45		22-120
4165-60-0	Nitrobenzene-d5 (Surr)	50		27-111
4165-62-2	Phenol-d5 (Surr)	49		10-110
1718-51-0	Terphenyl-d14 (Surr)	67		37-119

FORM I
GC/MS SEMI VOA ORGANICS ANALYSIS DATA SHEET

Lab Name: TestAmerica North Canton | Job No.: 240-174-1

SDG No.:

Client Sample ID: MW16I-051811 | Lab Sample ID: 240-271-3

Matrix: Water | Lab File ID: 0606026.D

Analysis Method: 8270C | Date Collected: 05/18/2011 12:03

Extract. Method: 3520C | Date Extracted: 05/21/2011 07:47

Sample wt/vol: 1050(mL) | Date Analyzed: 06/06/2011 19:40

Con. Extract Vol.: 2.00(mL) | Dilution Factor: 1

Injection Volume: 1(uL) | Level: (low/med) Low

% Moisture: | GPC Cleanup:(Y/N) N

Analysis Batch No.: 3705 | Units: ug/L

CAS NO.	COMPOUND NAME	RESULT	Q	RL	MDL
123-91-1	1,4-Dioxane	0.95	U	0.95	0.47

CAS NO.	SURROGATE	%REC	Q	LIMITS
321-60-8	2-Fluorobiphenyl (Surr)	50		28-110
367-12-4	2-Fluorophenol (Surr)	52		10-110
118-79-6	2,4,6-Tribromophenol (Surr)	50		22-120
4165-60-0	Nitrobenzene-d5 (Surr)	53		27-111
4165-62-2	Phenol-d5 (Surr)	49		10-110
1718-51-0	Terphenyl-d14 (Surr)	51		37-119

FORM I
GC/MS SEMI VOA ORGANICS ANALYSIS DATA SHEET

Lab Name: TestAmerica North Canton Job No.: 240-174-1

SDG No.:

Client Sample ID: MW16S-051811 Lab Sample ID: 240-271-2

Matrix: Water Lab File ID: 0609036.D

Analysis Method: 8270C Date Collected: 05/18/2011 10:18

Extract. Method: 3520C Date Extracted: 05/21/2011 07:47

Sample wt/vol: 1000(mL) Date Analyzed: 06/09/2011 21:27

Con. Extract Vol.: 2.00(mL) Dilution Factor: 6.67

Injection Volume: 1(uL) Level: (low/med) Low

% Moisture: GPC Cleanup:(Y/N) N

Analysis Batch No.: 4158 Units: ug/L

CAS NO.	COMPOUND NAME	RESULT	Q	RL	MDL
123-91-1	1,4-Dioxane	220		6.7	3.3

CAS NO.	SURROGATE	%REC	Q	LIMITS
321-60-8	2-Fluorobiphenyl (Surr)	41		28-110
367-12-4	2-Fluorophenol (Surr)	48		10-110
118-79-6	2,4,6-Tribromophenol (Surr)	33		22-120
4165-60-0	Nitrobenzene-d5 (Surr)	46		27-111
4165-62-2	Phenol-d5 (Surr)	40		10-110
1718-51-0	Terphenyl-d14 (Surr)	43		37-119

FORM I
GC/MS SEMI VOA ORGANICS ANALYSIS DATA SHEET

Lab Name: TestAmerica North Canton | Job No.: 240-174-1

SDG No.:

Client Sample ID: MW20D-051711 | Lab Sample ID: 240-209-4

Matrix: Water | Lab File ID: 0524034.D

Analysis Method: 8270C | Date Collected: 05/17/2011 15:20

Extract. Method: 3520C | Date Extracted: 05/19/2011 08:53

Sample wt/vol: 1030(mL) | Date Analyzed: 05/24/2011 22:37

Con. Extract Vol.: 2.00(mL) | Dilution Factor: 1

Injection Volume: 1(uL) | Level: (low/med) Low

% Moisture: | GPC Cleanup:(Y/N) N

Analysis Batch No.: 2455 | Units: ug/L

CAS NO.	COMPOUND NAME	RESULT	Q	RL	MDL
123-91-1	1,4-Dioxane	2.3		0.97	0.48

CAS NO.	SURROGATE	%REC	Q	LIMITS
321-60-8	2-Fluorobiphenyl (Surr)	39		28-110
367-12-4	2-Fluorophenol (Surr)	32		10-110
118-79-6	2,4,6-Tribromophenol (Surr)	34		22-120
4165-60-0	Nitrobenzene-d5 (Surr)	38		27-111
4165-62-2	Phenol-d5 (Surr)	30		10-110
1718-51-0	Terphenyl-d14 (Surr)	58		37-119

FORM I
GC/MS SEMI VOA ORGANICS ANALYSIS DATA SHEET

Lab Name: TestAmerica North Canton | Job No.: 240-174-1

SDG No.:

Client Sample ID: MW20I-051711 | Lab Sample ID: 240-209-3

Matrix: Water | Lab File ID: 0524033.D

Analysis Method: 8270C | Date Collected: 05/17/2011 14:00

Extract. Method: 3520C | Date Extracted: 05/19/2011 08:53

Sample wt/vol: 1050(mL) | Date Analyzed: 05/24/2011 22:19

Con. Extract Vol.: 2.00(mL) | Dilution Factor: 1

Injection Volume: 1(uL) | Level: (low/med) Low

% Moisture: | GPC Cleanup:(Y/N) N

Analysis Batch No.: 2455 | Units: ug/L

CAS NO.	COMPOUND NAME	RESULT	Q	RL	MDL
123-91-1	1,4-Dioxane	8.6		0.95	0.47

CAS NO.	SURROGATE	%REC	Q	LIMITS
321-60-8	2-Fluorobiphenyl (Surr)	52		28-110
367-12-4	2-Fluorophenol (Surr)	62		10-110
118-79-6	2,4,6-Tribromophenol (Surr)	62		22-120
4165-60-0	Nitrobenzene-d5 (Surr)	49		27-111
4165-62-2	Phenol-d5 (Surr)	55		10-110
1718-51-0	Terphenyl-d14 (Surr)	64		37-119

FORM I
GC/MS SEMI VOA ORGANICS ANALYSIS DATA SHEET

Lab Name: TestAmerica North Canton | Job No.: 240-174-1

SDG No.:

Client Sample ID: MW20S-051711 | Lab Sample ID: 240-209-2

Matrix: Water | Lab File ID: 0524032.D

Analysis Method: 8270C | Date Collected: 05/17/2011 11:20

Extract. Method: 3520C | Date Extracted: 05/19/2011 08:53

Sample wt/vol: 1040(mL) | Date Analyzed: 05/24/2011 22:00

Con. Extract Vol.: 2.00(mL) | Dilution Factor: 6.67

Injection Volume: 1(uL) | Level: (low/med) Low

% Moisture: | GPC Cleanup:(Y/N) N

Analysis Batch No.: 2455 | Units: ug/L

CAS NO.	COMPOUND NAME	RESULT	Q	RL	MDL
123-91-1	1,4-Dioxane	190		6.4	3.1

CAS NO.	SURROGATE	%REC	Q	LIMITS
321-60-8	2-Fluorobiphenyl (Surr)	46		28-110
367-12-4	2-Fluorophenol (Surr)	57		10-110
118-79-6	2,4,6-Tribromophenol (Surr)	48		22-120
4165-60-0	Nitrobenzene-d5 (Surr)	36		27-111
4165-62-2	Phenol-d5 (Surr)	44		10-110
1718-51-0	Terphenyl-d14 (Surr)	57		37-119

FORM I
GC VOA ORGANICS ANALYSIS DATA SHEET

Lab Name: TestAmerica North Canton Job No.: 240-174-1

SDG No.:

Client Sample ID: MW15S-051611 Lab Sample ID: 240-174-2

Matrix: Water Lab File ID: YF052619.D

Analysis Method: 8015B Date Collected: 05/16/2011 11:01

Sample wt/vol: 5(mL) Date Analyzed: 05/27/2011 05:07

Soil Aliquot Vol: Dilution Factor: 1

Soil Extract Vol.: GC Column: RTX-VRX ID: 0.45(mm)

% Moisture: Level: (low/med) Low

Analysis Batch No.: 2769 Units: ug/L

CAS NO.	COMPOUND NAME	RESULT	Q	RL	MDL
8006-61-9	Total Petroleum Hydrocarbons (C6-C10)	62	J B	100	25

CAS NO.	SURROGATE	%REC	Q	LIMITS
98-08-8	Trifluorotoluene (Surr)	85		10-150

FORM I
GC VOA ORGANICS ANALYSIS DATA SHEET

Lab Name: TestAmerica North Canton	Job No.: 240-174-1
SDG No.:	
Client Sample ID: MW16S-051811	Lab Sample ID: 240-271-2
Matrix: Water	Lab File ID: YF052750.D
Analysis Method: 8015B	Date Collected: 05/18/2011 10:18
Sample wt/vol: 5(mL)	Date Analyzed: 05/29/2011 00:35
Soil Aliquot Vol:	Dilution Factor: 1
Soil Extract Vol.:	GC Column: RTX-VRX ID: 0.45(mm)
% Moisture:	Level: (low/med) Low
Analysis Batch No.: 2863	Units: ug/L

CAS NO.	COMPOUND NAME	RESULT	Q	RL	MDL
8006-61-9	*Total Petroleum Hydrocarbons (C6-C10)*	*92*	*J B*	*100*	*25*

CAS NO.	SURROGATE	%REC	Q	LIMITS
98-08-8	Trifluorotoluene (Surr)	88		10-150

FORM I
GC VOA ORGANICS ANALYSIS DATA SHEET

Lab Name: TestAmerica North Canton
Job No.: 240-174-1
SDG No.:
Client Sample ID: MW16S-051811
Lab Sample ID: 240-271-2
Matrix: Water
Lab File ID: YF060226.D
Analysis Method: 8015B
Date Collected: 05/18/2011 10:18
Sample wt/vol: 5(mL)
Date Analyzed: 06/03/2011 07:55
Soil Aliquot Vol:
Dilution Factor: 1
Soil Extract Vol.:
GC Column: RTX-VRX ID: 0.45(mm)
% Moisture:
Level: (low/med) Low
Analysis Batch No.: 3404
Units: ug/L

CAS NO.	COMPOUND NAME	RESULT	Q	RL	MDL
8006-61-9	Total Petroleum Hydrocarbons (C6-C10)	79	J H B	100	25

CAS NO.	SURROGATE	%REC	Q	LIMITS
98-08-8	Trifluorotoluene (Surr)	87		10-150

FORM I
GC VOA ORGANICS ANALYSIS DATA SHEET

Lab Name: TestAmerica North Canton | Job No.: 240-174-1

SDG No.:

Client Sample ID: MW20S-051711 | Lab Sample ID: 240-209-2

Matrix: Water | Lab File ID: YF052633.D

Analysis Method: 8015B | Date Collected: 05/17/2011 11:20

Sample wt/vol: 1(mL) | Date Analyzed: 05/27/2011 14:20

Soil Aliquot Vol: | Dilution Factor: 1

Soil Extract Vol.: | GC Column: RTX-VRX ID: 0.45(mm)

% Moisture: | Level: (low/med) Low

Analysis Batch No.: 2769 | Units: ug/L

CAS NO.	COMPOUND NAME	RESULT	Q	RL	MDL
8006-61-9	Total Petroleum Hydrocarbons (C6-C10)	2000	B	500	120

CAS NO.	SURROGATE	%REC	Q	LIMITS
98-08-8	Trifluorotoluene (Surr)	87		10-150

FORM I
GC SEMI VOA ORGANICS ANALYSIS DATA SHEET

Lab Name: TestAmerica North Canton | Job No.: 240-174-1

SDG No.:

Client Sample ID: MW15S-051611 | Lab Sample ID: 240-174-2

Matrix: Water | Lab File ID: P5052005.D

Analysis Method: 8015B | Date Collected: 05/16/2011 11:01

Extraction Method: 3520C | Date Extracted: 05/18/2011 09:55

Sample wt/vol: 1040(mL) | Date Analyzed: 05/20/2011 11:31

Con. Extract Vol.: 5.00(mL) | Dilution Factor: 1

Injection Volume: 1(uL) | GC Column: RTX-5 ID: 0.53(mm)

% Moisture: | GPC Cleanup:(Y/N) N

Analysis Batch No.: 2239 | Units: ug/L

CAS NO.	COMPOUND NAME	RESULT	Q	RL	MDL
STL00141	Total Petroleum Hydrocarbons (C10-C32)	560		480	230

CAS NO.	SURROGATE	%REC	Q	LIMITS
111-84-2	n-Nonane	37		10-110

FORM I
GC SEMI VOA ORGANICS ANALYSIS DATA SHEET

Lab Name: TestAmerica North Canton	Job No.: 240-174-1
SDG No.:	
Client Sample ID: MW16S-051811	Lab Sample ID: 240-271-2
Matrix: Water	Lab File ID: P5052420.D
Analysis Method: 8015B	Date Collected: 05/18/2011 10:18
Extraction Method: 3520C	Date Extracted: 05/21/2011 07:27
Sample wt/vol: 1020(mL)	Date Analyzed: 05/24/2011 19:03
Con. Extract Vol.: 5.00(mL)	Dilution Factor: 1
Injection Volume: 1(uL)	GC Column: RTX-5 ID: 0.53(mm)
% Moisture:	GPC Cleanup:(Y/N) N
Analysis Batch No.: 2430	Units: ug/L

CAS NO.	COMPOUND NAME	RESULT	Q	RL	MDL
STL00141	*Total Petroleum Hydrocarbons (C10-C32)*	*1100*	*B*	*490*	*230*

CAS NO.	SURROGATE	%REC	Q	LIMITS
111-84-2	n-Nonane	50		10-110

FORM I
GC SEMI VOA ORGANICS ANALYSIS DATA SHEET

Lab Name: TestAmerica North Canton Job No.: 240-174-1

SDG No.:

Client Sample ID: MW16S-051811 Lab Sample ID: 240-271-2

Matrix: Water Lab File ID: P14F0000024.D

Analysis Method: 8015B Date Collected: 05/18/2011 10:18

Extraction Method: 3520C Date Extracted: 05/31/2011 10:42

Sample wt/vol: 1050(mL) Date Analyzed: 06/01/2011 21:23

Con. Extract Vol.: 5.00(mL) Dilution Factor: 1

Injection Volume: 1(uL) GC Column: RTX-5 ID: 0.53(mm)

% Moisture: GPC Cleanup:(Y/N) N

Analysis Batch No.: 3227 Units: ug/L

CAS NO.	COMPOUND NAME	RESULT	Q	RL	MDL
STL00141	Total Petroleum Hydrocarbons (C10-C32)	310	J H	480	230

CAS NO.	SURROGATE	%REC	Q	LIMITS
111-84-2	n-Nonane	53		10-110

FORM I
GC SEMI VOA ORGANICS ANALYSIS DATA SHEET

Lab Name: TestAmerica North Canton | Job No.: 240-174-1

SDG No.:

Client Sample ID: MW20S-051711 | Lab Sample ID: 240-209-2

Matrix: Water | Lab File ID: P5052405.D

Analysis Method: 8015B | Date Collected: 05/17/2011 11:20

Extraction Method: 3520C | Date Extracted: 05/21/2011 07:27

Sample wt/vol: 1030(mL) | Date Analyzed: 05/24/2011 11:45

Con. Extract Vol.: 5.00(mL) | Dilution Factor: 1

Injection Volume: 1(uL) | GC Column: RTX-5 ID: 0.53(mm)

% Moisture: | GPC Cleanup:(Y/N) N

Analysis Batch No.: 2430 | Units: ug/L

CAS NO.	COMPOUND NAME	RESULT	Q	RL	MDL
STL00141	*Total Petroleum Hydrocarbons (C10-C32)*	*1300*	*B*	*490*	*230*

CAS NO.	SURROGATE	%REC	Q	LIMITS
111-84-2	n-Nonane	55		10-110

FORM I
GC SEMI VOA ORGANICS ANALYSIS DATA SHEET

Lab Name: TestAmerica North Canton Job No.: 240-174-1

SDG No.:

Client Sample ID: MW20S-051711 Lab Sample ID: 240-209-2

Matrix: Water Lab File ID: P14F0000016.D

Analysis Method: 8015B Date Collected: 05/17/2011 11:20

Extraction Method: 3520C Date Extracted: 05/31/2011 10:42

Sample wt/vol: 1040(mL) Date Analyzed: 06/01/2011 18:10

Con. Extract Vol.: 5.00(mL) Dilution Factor: 1

Injection Volume: 1(uL) GC Column: RTX-5 ID: 0.53(mm)

% Moisture: GPC Cleanup:(Y/N) N

Analysis Batch No.: 3227 Units: ug/L

CAS NO.	COMPOUND NAME	RESULT	Q	RL	MDL
STL00141	Total Petroleum Hydrocarbons (C10-C32)	1200	H	480	230

CAS NO.	SURROGATE	%REC	Q	LIMITS
111-84-2	n-Nonane	62		10-110

Appendix C

Support Documentation

CASE NARRATIVE

Client: Tetra Tech NUS Inc

Project: MSA GW 2011

Report Number: 240-174-1

With the exceptions noted as flags or footnotes, standard analytical protocols were followed in the analysis of the samples and no problems were encountered or anomalies observed. In addition all laboratory quality control samples were within established control limits, with any exceptions noted below. Each sample was analyzed to achieve the lowest possible reporting limit within the constraints of the method. In some cases, due to interference or analytes present at high concentrations, samples were diluted. For diluted samples, the reporting limits are adjusted relative to the dilution required.

TestAmerica North Canton attests to the validity of the laboratory data generated by TestAmerica facilities reported herein. All analyses performed by TestAmerica facilities were done using established laboratory SOPs that incorporate QA/QC procedures described in the application methods. TestAmerica's operations groups have reviewed the data for compliance with the laboratory QA/QC plan, and data have been found to be compliant with laboratory protocols unless otherwise noted below.

The test results in this report meet all NELAP requirements for parameters for which accreditation is required or available. Any exceptions to NELAP requirements are noted in this report. Pursuant to NELAP, this report may not be reproduced, except in full, without the written approval of the laboratory.

Calculations are performed before rounding to avoid round-off errors in calculated results.

All holding times were met and proper preservation noted for the methods performed on these samples, unless otherwise detailed in the individual sections below.

This laboratory report is confidential and is intended for the sole use of TestAmerica and its client.

RECEIPT

The samples were received on 05/17/2011, 05/18/2011 and 05/19/2011; the samples arrived in good condition, properly preserved and on ice. The temperature of the coolers at receipt were 2.7, 3.3 and 3.6 C.

VOLATILE ORGANIC COMPOUNDS (GC-MS)

Samples TB-051711 (240-209-1), MW20S-051711 (240-209-2), MW20I-051711 (240-209-3), MW20D-051711 (240-209-4), TB-051811 (240-271-1), MW16S-051811 (240-271-2), MW16I-051811 (240-271-3), MW16D-051811 (240-271-4), TB-051611 (240-174-1), MW15S-051611 (240-174-2), MW15I-051611 (240-174-3) and MW15D-051611 (240-174-4) were analyzed for volatile organic compounds (GC-MS) in accordance with EPA SW-846 Method 8260B. The samples were analyzed on 05/25/2011, 05/27/2011, 06/01/2011, 06/02/2011 and 06/03/2011.

1,2,3-Trichlorobenzene and Naphthalene were detected in method blank MB 240-2565/5 at levels that were above the method detection limit but below the reporting limit. The values should be considered estimates, and have been flagged "J". If the associated sample reported a result above the MDL and/or RL, the result has been "B" flagged. 1,2,4-Trichlorobenzene and n-Butylbenzene were detected in method blank MB 240-2965/6 at levels that were above the method detection limit but below the reporting limit. The values should be considered estimates, and have been flagged "J". If the associated sample reported a result above the MDL and/or RL, the result has been "B" flagged. 1,2,3-Trichlorobenzene was detected in method blank MB 240-3253/5 at a level that was above the method detection limit but below the reporting limit. The value should be considered an estimate, and has been flagged "J". If the associated sample reported a result above the MDL and/or RL, the result has been "B" flagged. Methylene Chloride was detected in method blank MB 240-3428/5 at a level exceeding the reporting limit. If the associated sample reported a result above the MDL and/or RL, the result has been "B" flagged. 1,2,3-Trichlorobenzene and Naphthalene were detected in method blank MB 240-3428/5 at levels that were above the method detection limit but below the reporting limit. The values should be considered estimates, and have been flagged "J". If the associated sample reported a result above the MDL and/or RL, the result has been "B" flagged.

Samples MW20S-051711 (240-209-2)[50X] and MW20I-051711 (240-209-3)[13X] required dilution prior to analysis. The reporting limits have been adjusted accordingly.

The following sample(s) required a dilution which was performed outside of the analytical holding time: MW16I-051811 (240-271-3), MW16S-051811 (240-271-2)

No other difficulties were encountered during the volatiles analyses.

All other quality control parameters were within the acceptance limits.

SEMIVOLATILE ORGANIC COMPOUNDS (GC-MS)

Samples MW15S-051611 (240-174-2), MW15I-051611 (240-174-3), MW15D-051611 (240-174-4), MW16S-051811 (240-271-2), MW16I-051811 (240-271-3), MW16D-051811 (240-271-4), MW20S-051711 (240-209-2), MW20I-051711 (240-209-3) and MW20D-051711 (240-209-4) were analyzed for semivolatile organic compounds (GC-MS) in accordance with EPA SW-846 Method 8270C. The samples were prepared on 05/18/2011, 05/19/2011 and 05/21/2011 and analyzed on 05/24/2011, 06/06/2011 and 06/09/2011.

Surrogates are added during the extraction process prior to dilution. When the sample is diluted, surrogate recoveries are diluted out and no corrective action is required.

Samples MW20S-051711 (240-271-2)[7X] and MW16S-051811 (240-271-2)[7X] required dilution prior to analysis. The reporting limits have been adjusted accordingly.

No difficulties were encountered during the semivolatiles analyses.

All quality control parameters were within the acceptance limits.

GAS RANGE ORGANICS

Samples MW20S-051711 (240-209-2), MW15S-051611 (240-174-2), and MW16S-051811 (240-271-2) were analyzed for gas range organics in accordance with EPA SW-846 Method 8015B - GRO. The samples were analyzed on 05/27/2011, 05/29/2011 and 06/03/2011.

Total Petroleum Hydrocarbons (C6-C10) was detected in method blank MB 240-2769/17 at a level exceeding the reporting limit. If the associated sample reported a result above the MDL and/or RL, the result has been "B" flagged. Total Petroleum Hydrocarbons (C6-C10) was detected in method blank MB 240-2863/27 at a level exceeding the reporting limit. If the associated sample reported a result above the MDL and/or RL, the result has been "B" flagged. Total Petroleum Hydrocarbons (C6-C10) was detected in method blank MB 240-3404/10 at a level exceeding the reporting limit. If the associated sample reported a result above the MDL and/or RL, the result has been "B" flagged.

Reanalysis of the following sample was performed outside of the analytical holding time due to QC failure on the initial analysis. Both sets of data are reported.: MW16S-051811 (240-271-2).

No other difficulties were encountered during the GRO analysis.

All other quality control parameters were within the acceptance limits.

DIESEL RANGE ORGANICS (DRO)

Samples MW20S-051711 (240-209-2), MW15S-051611 (240-174-2), and MW16S-051811 (240-271-2) were analyzed for Diesel Range Organics (DRO) in accordance with EPA Method 8015B. The samples were prepared on 05/18/2011, 05/21/2011 and 05/31/2011 and analyzed on 05/20/2011, 05/24/2011 and 06/01/2011.

The blank had reportable amounts of contamination, therefore the samples were reextracted and reanalyzed. Reanalysis of the following sample(s) was performed outside of the analytical holding time: MW20S-051711 (240-209-2), and MW16S-051811 (240-271-2). Both sets of data have been reported.

Surrogates are added during the extraction process prior to dilution. When the sample dilution is 5X or greater, surrogate recoveries are diluted out and no corrective action is required.

Diesel and Total Petroleum Hydrocarbons (C10-C32) were detected in method blank MB 240-2307/1-A at levels exceeding the reporting limit. If the associated sample reported a result above the MDL and/or RL, the result has been "B" flagged.

No other difficulties were encountered during the Diesel Range Organics (DRO) analysis.

All other quality control parameters were within the acceptance limits.

DISSOLVED METALS (ICPMS

Samples MW20S-051711 (240-209-2), MW20I-051711 (240-209-3), MW20D-051711 (240-209-4), MW15S-051611 (240-174-2), MW15I-051611 (240-174-3), MW15D-051611 (240-174-4), MW16S-051811 (240-271-2), MW16I-051811 (240-271-3) and MW16D-051811 (240-271-4) were analyzed for dissolved metals (ICPMS) in accordance with EPA SW-846 Method 6020. The samples were prepared on 05/18/2011, 05/19/2011, 05/23/2011, 06/15/2011 and 06/17/2011 and analyzed on 06/11/2011, 06/13/2011, 06/16/2011, 06/23/2011 and 06/24/2011.

No difficulties were encountered during the metals analyses.

All quality control parameters were within the acceptance limits.

TOTAL RECOVERABLE METALS (ICPMS)

Samples MW16S-051811 (240-271-2), MW16I-051811 (240-271-3), MW16D-051811 (240-271-4), MW20S-051711 (240-209-2), MW20I-051711 (240-209-3), MW20D-051711 (240-209-4), MW15S-051611 (240-174-2), MW15I-051611 (240-174-3) and MW15D-051611 (240-174-4) were analyzed for total recoverable metals (ICPMS) in accordance with EPA SW-846 Method 6020. The samples were prepared on 05/18/2011, 05/19/2011, 05/23/2011, 06/15/2011 and 06/17/2011 and analyzed on 06/11/2011, 06/13/2011, 06/16/2011, 06/23/2011 and 06/24/2011.

Several analytes were detected in method blank MB 240-2063/1-A at levels that were above the method detection limit but below the reporting limit. The values should be considered estimates, and have been flagged "J". If the associated sample reported a result above the MDL and/or RL, the result has been "B" flagged. Copper and Zinc were detected in method blank MB 240-2134/1-A at levels exceeding the reporting limit. If the associated sample reported a result above the MDL and/or RL, the result has been "B" flagged. Barium and Nickel were detected in method blank MB 240-2134/1-A at levels that were above the method detection limit but below the reporting limit. The values should be considered estimates, and have been flagged "J". If the associated sample reported a result above the MDL and/or RL, the result has been "B" flagged. Zinc was detected in method blank MB 240-2327/1-A at a level exceeding the reporting limit. If the associated sample reported a result above the MDL and/or RL, the result has been "B" flagged. Several analytes were detected in method blank MB 240-2327/1-A at levels that were above the method detection limit but below the reporting limit. The values should be considered estimates, and have been flagged "J". If the associated sample reported a result above the MDL and/or RL, the result has been "B" flagged. Zinc was detected in method blank MB 240-4782/1-A at a level exceeding the reporting limit. If the associated sample reported a result above the MDL and/or RL, the result has been "B" flagged.

Sample MW16I-051811 (240-271-3)[5X] required dilution prior to analysis. The reporting limits have been adjusted accordingly.

No other difficulties were encountered during the metals analyses.

All other quality control parameters were within the acceptance limits.

DISSOLVED MERCURY (CVAA)

Samples MW20S-051711 (240-209-2), MW20I-051711 (240-209-3), MW20D-051711 (240-209-4), MW16S-051811 (240-271-2), MW16I-051811 (240-271-3), MW16D-051811 (240-271-4), MW15S-051611 (240-174-2), MW15I-051611 (240-174-3) and MW15D-051611 (240-174-4) were analyzed for dissolved mercury (CVAA) in accordance with EPA SW-846 Methods 7470A. The samples were prepared on 05/18/2011, 05/19/2011 and 05/23/2011 and analyzed on 05/25/2011.

No difficulties were encountered during the mercury analyses.

All quality control parameters were within the acceptance limits.

TOTAL MERCURY

Samples MW15S-051611 (240-174-2), MW15I-051611 (240-174-3), MW15D-051611 (240-174-4), MW16S -051811 (240-271-2), MW16I-051811 (240-271-3), MW16D-051811 (240-271-4), MW20S-051711 (240-209-2), MW20I-051711 (240-209-3) and MW20D-051711 (240-209-4) were analyzed for total mercury in accordance with EPA SW-846 Methods 7470A. The samples were prepared on 05/18/2011, 05/19/2011 and 05/23/2011 and analyzed on 05/25/2011.

Mercury failed the recovery criteria low for the MS of sample MW16S-051811MS (240-271-2) in batch 240-2610.

No other difficulties were encountered during the mercury analyses.

All other quality control parameters were within the acceptance limits.

Chain of Custody Record

TestAmerica
THE LEADER IN ENVIRONMENTAL TESTING

TestAmerica Laboratory location: _____
Regulatory program: ☐ DW ☐ NPDES ☐ RCRA ☐ Other _____

TestAmerica Laboratories, Inc.

Client Contact				
Company Name: Tetra Tech NUS	Client Project Manager: Tony Apanavage	Site Contact: Walt Pryor	Lab Contact: Pat O'Meara	COC No: 010238
Address: 20251 Century Blvd.	Telephone: (301) 528-3021	Telephone: (301) 991-3914	Telephone: 330-497-9396	1 of 1 COCs
City/State/Zip: Germantown MD 20874	Email:	Analysis Turnaround Time (in BUS days)		For lab use only
Phone: (301) 528-3056		TAT if different from below _____ ☐ 3 weeks ☐ 2 weeks ☐ 1 week ☐ 2 days ☐ 1 day		Walk-in client ☐ Lab pickup ☐ Lab sampling ☐
Project Name: Martin State Airport	Method of Shipment/Carrier: Fed EX			
Project Number: 112IC03292-02	Shipping/Tracking No:			Job/SDG No.
PO# Ground Water Sampling				

Analyses

Sample Identification	Sample Date	Sample Time	Matrix: Air	Aqueous	Sediment	Solid	Other:	Containers & Preservatives: H2SO4	HNO3	HCl	NaOH	ZnAc/NaOH	Unpres	Other:	Filtered Sample (Y/N)	Composite=C/Grab=G	VOCs + Tics (8260B)	Total ppm (6020B)	Diss ppm (6020B)	1,4 Dioxane (8270C)	Perchlorate (314)	Gro and Dro (8015B)					Sample Specific Notes / Special Instructions:
TB-051611	5-16-11			X						X					N	G	X										
MW15s-051611	↓	1101		X					2	5			5			G	X	X	X	X	X	X					
MW15I-051611	↓	1300		X					2	3			3			G	X	X	X	X	X						
MW15D-051611	↓	1433		X					2	3			3			G	X	X	X	X	X						

Possible Hazard Identification ☐ Non-Hazard ☐ Flammable ☐ Skin Irritant ☐ Poison B ☐ Unknown

Sample Disposal (A fee may be assessed if samples are retained longer than 1 month) ☐ Return to Client ☐ Disposal By Lab ☐ Archive For _____ Months

Special Instructions/QC Requirements & Comments:

Relinquished by:	Company:	Date/Time:	Received by:	Company:	Date/Time:
Walt Pryor	Tetra Tech	5-16-11 / 1445	Maurice Rocker	TestAmerica	5-16-11 / 1555
Relinquished by:	Company:	Date/Time:	Received by:	Company:	Date/Time:
Relinquished by:	Company:	Date/Time:	Received in Laboratory by: Matt [signature]	TestAmerica	17 May 2011 0940

©2008, TestAmerica Laboratories, Inc. All rights reserved.
TestAmerica & Design ™ are trademarks of TestAmerica Laboratories, Inc.

TAL 0018-1 (04/10)

TestAmerica Cooler Receipt Form/Narrative **Lot Number:**
North Canton Facility

Client TETRA TECH NUS Project Airport By: Matthew Sem
Cooler Received on 17 MAY 2011 Opened on 17 MAY 2011 (Signature)
FedEx ☒ UPS ☐ DHL ☐ FAS ☐ Stetson ☐ Client Drop Off ☐ TestAmerica Courier ☐ Other
TestAmerica Cooler # 241 10660 Multiple Coolers ☐ Foam Box ☐ Client Cooler ☐ Other

1. Were custody seals on the outside of the cooler(s)? Yes ☒ No ☐ Intact? Yes ☒ No ☐ NA ☐
   If YES, Quantity 1 Quantity Unsalvageable
   Were custody seals on the outside of cooler(s) signed and dated? Yes ☒ No ☐ NA ☐
   Were custody seals on the bottle(s)? Yes ☐ No ☒
   If YES, are there any exceptions?
2. Shippers' packing slip attached to the cooler(s)? Yes ☒ No ☐
3. Did custody papers accompany the sample(s)? Yes ☒ No ☐ Relinquished by client? Yes ☒ No ☐
4. Were the custody papers signed in the appropriate place? Yes ☒ No ☐
5. Packing material used: Bubble Wrap ☒ Foam ☐ None ☐ Other PLASTIC BAG
6. Cooler temperature upon receipt 3.6 °C See back of form for multiple coolers/temps ☐
   METHOD: IR ☒ Other ☐
   COOLANT: Wet Ice ☒ Blue Ice ☐ Dry Ice ☐ Water ☐ None ☐
7. Did all bottles arrive in good condition (Unbroken)? Yes ☒ No ☐
8. Could all bottle labels be reconciled with the COC? Yes ☒ No ☐
9. Were sample(s) at the correct pH upon receipt? Yes ☒ No ☐ NA ☐
10. Were correct bottle(s) used for the test(s) indicated? Yes ☒ No ☐
11. Were air bubbles >6 mm in any VOA vials? Yes ☐ No ☒ NA ☐
12. Sufficient quantity received to perform indicated analyses? Yes ☒ No ☐
13. Was a trip blank present in the cooler(s)? Yes ☒ No ☐ Were VOAs on the COC? Yes ☒ No ☐

Contacted PM Date by via Verbal ☐ Voice Mail ☐ Other ☐
Concerning

14. CHAIN OF CUSTODY

The following discrepancies occurred:

15. SAMPLE CONDITION

Sample(s) were received after the recommended holding time had expired.
Sample(s) were received in a broken container.
Sample(s) were received with bubble >6 mm in diameter. (Notify PM)

16. SAMPLE PRESERVATION

Sample(s) were further preserved in Sample Receiving to meet recommended pH level(s). *Nitric Acid Lot#* 100110-HNO_3; *Sulfuric Acid Lot#* 110410-H_2SO_4; *Sodium Hydroxide Lot#* 100108 -*NaOH; Hydrochloric Acid Lot#* 092006-*HCl; Sodium Hydroxide and Zinc Acetate Lot#* 100108-$(CH_3COO)_2ZN/NaOH$. What time was preservative added to sample(s)?

Client ID	pH	Date	Initials
15S	2 2 2	17 May 11	MF
15I	2 2 2	2	1
15D	2 2 2		

Chain of Custody Record

TestAmerica
THE LEADER IN ENVIRONMENTAL TESTING

TestAmerica Laboratory location: _____
Regulatory program: ☐ DW ☐ NPDES ☐ RCRA ☐ Other _____

TestAmerica Laboratories, Inc.

Client Contact				
Company Name: Tetra Tech NUS	Client Project Manager: Tony Aponavage	Site Contact: Walt Payon	Lab Contact: Pat O'Meara	COC No: 010239
Address: 20251 Century Blvd STE 200	Telephone: (301) 528-3021	Telephone: (301) 991-3914	Telephone: 330 497-9396	1 of 1 COCs
City/State/Zip: Germantown MD 20874	Email:	Analysis Turnaround Time (in BUS days)	Analyses	For lab use only
Phone: (301) 528-3021		TAT if different from below ☐ 3 weeks ☐ 2 weeks ☐ 1 week ☐ 2 days ☐ 1 day		Walk-in client ☐ Lab pickup ☐ Lab sampling ☐ Job/SDG No.
Project Name: MSA Ground water Sampling	Method of Shipment/Carrier: FED EX			
Project Number: 112IC03292-02	Shipping/Tracking No:			
PO#				Sample Specific Notes / Special Instructions:

Sample Identification	Sample Date	Sample Time	Matrix: Air	Aqueous	Sediment	Solid	Other:	Containers & Preservatives: H2SO4	HNO3	HCl	NaOH	ZnAc/NaOH	Unpres	Other:	Filtered Sample (Y/N)	Composite=C / Grab=G	VOCs + TICs (8260B)	Total PPM (6020B)	Diss PPM (6020B)	1,4 Dioxane (8270C)	Perchlorate (314)	Hex Cr (7196A) (8015B)	DRO (8015B)			
TB-051711	5-17-11	—		X						2					N	G	X									
MW20S-051711	↓	1120		X					2	5			5			G	X	X	X	X	X	X	X			
MW20I-051711		1400		X					2	3			3			G	X	X	X	X	X					
MW20A-051711	↓	1520		X					2	3			3			G	X	X	X	X	X					

Possible Hazard Identification
☐ Non-Hazard ☐ Flammable ☐ Skin Irritant ☐ Poison B ☐ Unknown

Sample Disposal (A fee may be assessed if samples are retained longer than 1 month)
☐ Return to Client ☐ Disposal By Lab ☐ Archive For _____ Months

Special Instructions/QC Requirements & Comments:

Relinquished by:	Company:	Date/Time:	Received by:	Company:	Date/Time:
Walt Payon	TTNUS	5-17-11 /	Maurice Hocker	TestAmerica	5-17-11 1559
Relinquished by: Maurice Hocker	Company: TestAmerica	Date/Time: 5-17-11 / 1644	Received by:	Company:	Date/Time:
Relinquished by:	Company:	Date/Time:	Received in Laboratory by:	Company: TAL	Date/Time: 5-18-11 0930

©2008, TestAmerica Laboratories, Inc. All rights reserved.
TestAmerica & Design ™ are trademarks of TestAmerica Laboratories, Inc.

TAL 0018- I (04/10)

TestAmerica Cooler Receipt Form/Narrative **Lot Number:**_____
North Canton Facility

Client Tetra Tech Project MSA GW Sampling By: (Signature)
Cooler Received on 5-18-11 Opened on 5/19/11
FedEx ☑ UPS ☐ DHL ☐ FAS ☐ Stetson ☐ Client Drop Off ☐ TestAmerica Courier ☐ Other_____
TestAmerica Cooler # _____ Multiple Coolers ☐ Foam Box ☐ Client Cooler ☑ Other _____

1. Were custody seals on the outside of the cooler(s)? Yes ☑ No ☐ Intact? Yes ☑ No ☐ NA ☐
   If YES, Quantity_____ Quantity Unsalvageable_____
   Were custody seals on the outside of cooler(s) signed and dated? Yes ☑ No ☐ NA ☐
   Were custody seals on the bottle(s)? Yes ☐ No ☑
   If YES, are there any exceptions? _____
2. Shippers' packing slip attached to the cooler(s)? Yes ☑ No ☐
3. Did custody papers accompany the sample(s)? Yes ☑ No ☐ Relinquished by client? Yes ☑ No ☐
4. Were the custody papers signed in the appropriate place? Yes ☑ No ☐
5. Packing material used: Bubble Wrap ☑ Foam ☐ None ☐ Other _____
6. Cooler temperature upon receipt 3.3 °C See back of form for multiple coolers/temps ☐
   METHOD: IR ☑ Other ☐ _____
   COOLANT: Wet Ice ☑ Blue Ice ☐ Dry Ice ☐ Water ☐ None ☐
7. Did all bottles arrive in good condition (Unbroken)? Yes ☑ No ☐
8. Could all bottle labels be reconciled with the COC? Yes ☑ No ☐
9. Were sample(s) at the correct pH upon receipt? Yes ☑ No ☐ NA ☐
10. Were correct bottle(s) used for the test(s) indicated? Yes ☑ No ☐
11. Were air bubbles >6 mm in any VOA vials? Yes ☐ No ☑ NA ☐
12. Sufficient quantity received to perform indicated analyses? Yes ☑ No ☐
13. Was a trip blank present in the cooler(s)? Yes ☑ No ☐ Were VOAs on the COC? Yes ☑ No ☐

Contacted PM _____ Date _____ by _____ via Verbal ☐ Voice Mail ☐ Other ☐
Concerning _____

14. CHAIN OF CUSTODY

The following discrepancies occurred:

15. SAMPLE CONDITION

Sample(s)_____ were received after the recommended holding time had expired.
Sample(s)_____ were received in a broken container.
Sample(s)_____ were received with bubble >6 mm in diameter. (Notify PM)

16. SAMPLE PRESERVATION

Sample(s) _____ were further preserved in Sample Receiving to meet recommended pH level(s). *Nitric Acid Lot#* 100110-HNO_3; *Sulfuric Acid Lot#* 110410-H_2SO_4; *Sodium Hydroxide Lot#* 100108 -*NaOH; Hydrochloric Acid Lot#* 092006-*HCl; Sodium Hydroxide and Zinc Acetate Lot#* 100108-$(CH_3COO)_2ZN/NaOH$. What time was preserved added to sample(s)? _____

Client ID	pH	Date	Initials
20S	<2 <2	5-18-11	JS
1I	<2 <2	1	1
1D	<2 <2	1	1

Chain of Custody Record

TestAmerica
THE LEADER IN ENVIRONMENTAL TESTING

TestAmerica Laboratory location: _____
Regulatory program: ☐ DW ☐ NPDES ☐ RCRA ☐ Other _____

TestAmerica Laboratories, Inc.

Client Contact				
Company Name: Tetra Tech NUS	Client Project Manager: Tony Apanavage	Site Contact: Walt Pryor	Lab Contact: Pat O'meara	COC No: 010240
Address: 20251 Century Blvd STE 200	Telephone: (301) 528-3021	Telephone: (301) 991-3914	Telephone: 330 497-9396	1 of 1 COCs
City/State/Zip: Germantown MD 20874	Email:	Analysis Turnaround Time (in BUS days)		For lab use only
Phone: (301) 528-3021		TAT if different from below _____ ☐ 3 weeks ☐ 2 weeks ☐ 1 week ☐ 2 days ☐ 1 day		Walk-in client ☐ Lab pickup ☐ Lab sampling ☐
Project Name: MSA Ground water Sampling	Method of Shipment/Carrier: Fed EX			
Project Number: 112IC03292-02	Shipping/Tracking No:			Job/SDG No:
PO#				

Analyses

Sample Identification	Sample Date	Sample Time	Matrix: Air	Aqueous	Sediment	Solid	Other:	Containers & Preservatives: H2SO4	HNO3	HCl	NaOH	ZnAc/NaOH	Unpres	Other:	Filtered Sample (Y/N)	Composite-C/Grab-G	Vocs + Tics	Total PPM	Diss PPM	1,4 Dioxane	Perchlorate	GRO	DRO	Ra-224, 226, 228	Sample Specific Notes / Special Instructions:
TB-051811	5-18-11	—		X						2					N	G	X								
MW16S-051811	↓	1018		X					3	5			5		↓	↓	X	X	X	X	X	X	X	X	
MW16I-051811	↓	1203		X					3	3			3		↓	↓	X	X	X	X	X			X	
MW16D-051811	↓	1542		X					3	3			3		↓	↓	X	X	X	X	X			X	

Loc: 240
271
#1
B

Possible Hazard Identification
☐ Non-Hazard ☐ Flammable ☐ Skin Irritant ☐ Poison B ☐ Unknown

Sample Disposal (A fee may be assessed if samples are retained longer than 1 month)
☐ Return to Client ☐ Disposal By Lab ☐ Archive For _____ Months

Special Instructions/QC Requirements & Comments:

Relinquished by:	Company:	Date/Time:	Received by:	Company:	Date/Time:
Walt Pryor	TNUS	5-18-11 1628	[signature]	TestAmerica	5-18-2011 1628
Maurice Hecker	TestAmerica	5-18-11 1727			
			Received in Laboratory by: [signature]	TAL	5/19/11 9:00

©2008, TestAmerica Laboratories, Inc. All rights reserved.
TestAmerica & Design ™ are trademarks of TestAmerica Laboratories, Inc.

TAL 0018-1 (04/10)

TestAmerica Cooler Receipt Form/Narrative **Lot Number:**_____
North Canton Facility

Client Tetra Tech Project _____ By: _____
Cooler Received on 5/19/11 Opened on 5/19/11 (Signature)
FedEx ☒ UPS ☐ DHL ☐ FAS ☐ Stetson ☐ Client Drop Off ☐ TestAmerica Courier ☐ Other _____
TestAmerica Cooler # _____ Multiple Coolers ☐ Foam Box ☐ Client Cooler ☒ Other _____

1. Were custody seals on the outside of the cooler(s)? Yes ☒ No ☐ Intact? Yes ☒ No ☐ NA ☐
   If YES, Quantity 2 Quantity Unsalvageable _____
   Were custody seals on the outside of cooler(s) signed and dated? Yes ☐ No ☐ NA ☐
   Were custody seals on the bottle(s)? Yes ☐ No ☒
   If YES, are there any exceptions? _____
2. Shippers' packing slip attached to the cooler(s)? Yes ☒ No ☐
3. Did custody papers accompany the sample(s)? Yes ☒ No ☐ Relinquished by client? Yes ☒ No ☐
4. Were the custody papers signed in the appropriate place? Yes ☒ No ☐
5. Packing material used: Bubble Wrap ☒ Foam ☐ None ☐ Other _____
6. Cooler temperature upon receipt 2.7 °C See back of form for multiple coolers/temps ☐
   METHOD: IR ☐ Other ☐ _____
   COOLANT: Wet Ice ☒ Blue Ice ☐ Dry Ice ☐ Water ☐ None ☐
7. Did all bottles arrive in good condition (Unbroken)? Yes ☒ No ☐
8. Could all bottle labels be reconciled with the COC? Yes ☒ No ☐
9. Were sample(s) at the correct pH upon receipt? Yes ☒ No ☐ NA ☐
10. Were correct bottle(s) used for the test(s) indicated? Yes ☒ No ☐
11. Were air bubbles >6 mm in any VOA vials? Yes ☐ No ☒ NA ☐
12. Sufficient quantity received to perform indicated analyses? Yes ☒ No ☐
13. Was a trip blank present in the cooler(s)? Yes ☒ No ☐ Were VOAs on the COC? Yes ☒ No ☐

Contacted PM _____ Date _____ by _____ via Verbal ☐ Voice Mail ☐ Other ☐
Concerning _____

14. CHAIN OF CUSTODY

The following discrepancies occurred:

15. SAMPLE CONDITION

Sample(s) _____ were received after the recommended holding time had expired.
Sample(s) _____ were received in a broken container.
Sample(s) _____ were received with bubble >6 mm in diameter. (Notify PM)

16. SAMPLE PRESERVATION

Sample(s) _____ were further preserved in Sample Receiving to meet recommended pH level(s). *Nitric Acid Lot#* 100110-HNO_3; *Sulfuric Acid Lot#* 110410-H_2SO_4; *Sodium Hydroxide Lot#* 100108 -*NaOH; Hydrochloric Acid Lot#* 092006-*HCl; Sodium Hydroxide and Zinc Acetate Lot#* 100108-$(CH_3COO)_2ZN$/*NaOH*. What time was preservative added to sample(s)? _____

Client ID	pH	Date	Initials
16S	<2 <2 <2	5/19/11	CSL
16T	<2 <2 <2	"	"
16D	<2 <2 <2	"	"

SAMPLE SUMMARY

Client: Tetra Tech NUS Inc

Job Number: 240-174-1

Lab Sample ID	Client Sample ID	Client Matrix	Date/Time Sampled	Date/Time Received
240-174-1TB	TB-051611	Water	05/16/2011 0000	05/17/2011 0940
240-174-2	MW15S-051611	Water	05/16/2011 1101	05/17/2011 0940
240-174-3	MW15I-051611	Water	05/16/2011 1300	05/17/2011 0940
240-174-4	MW15D-051611	Water	05/16/2011 1433	05/17/2011 0940
240-209-1TB	TB-051711	Water	05/17/2011 0000	05/18/2011 0930
240-209-2	MW20S-051711	Water	05/17/2011 1120	05/18/2011 0930
240-209-3	MW20I-051711	Water	05/17/2011 1400	05/18/2011 0930
240-209-4	MW20D-051711	Water	05/17/2011 1520	05/18/2011 0930
240-271-1TB	TB-051811	Water	05/18/2011 0000	05/19/2011 0900
240-271-2	MW16S-051811	Water	05/18/2011 1018	05/19/2011 0900
240-271-3	MW16I-051811	Water	05/18/2011 1203	05/19/2011 0900
240-271-4	MW16D-051811	Water	05/18/2011 1542	05/19/2011 0900

METHOD SUMMARY

Client: Tetra Tech NUS Inc

Job Number: 240-174-1

Description	Lab Location	Method	Preparation Method
Matrix Water			
Volatile Priority Pollutants	TAL NC	SW846 8260B	
Purge and Trap	TAL NC		SW846 5030B
Semivolatile Organic Compounds (GC/MS)	TAL NC	SW846 8270C	
Liquid-Liquid Extraction (Continuous)	TAL NC		SW846 3520C
Gasoline Range Organics - (GC)	TAL NC	SW846 8015B	
Purge and Trap	TAL NC		SW846 5030B
Diesel Range Organics (DRO) (GC)	TAL NC	SW846 8015B	
Liquid-Liquid Extraction (Continuous)	TAL NC		SW846 3520C
Metals (ICP/MS)	TAL NC	SW846 6020	
Preparation, Total Recoverable or Dissolved Metals	TAL NC		SW846 3005A
Metals (ICP/MS)	TAL NC	SW846 6020	
Preparation, Total Recoverable or Dissolved Metals	TAL NC		SW846 3005A
Sample Filtration, Field			FIELD_FLTRD
Mercury (CVAA)	TAL NC	SW846 7470A	
Preparation, Mercury	TAL NC		SW846 7470A
Mercury (CVAA)	TAL NC	SW846 7470A	
Preparation, Mercury	TAL NC		SW846 7470A
Sample Filtration, Field			FIELD_FLTRD
General Sub Contract Method	TAL WSC	Subcontract	

Lab References:

TAL NC = TestAmerica North Canton

TAL WSC = TestAmerica West Sacramento

Method References:

SW846 = "Test Methods For Evaluating Solid Waste, Physical/Chemical Methods", Third Edition, November 1986 And Its Updates.

HOLDTIM

SDG 240-174-1

SORT	UNITS	NSAMPLE	LAB_ID	QC_TYPE	SAMP_DATE	EXTR_DATE	ANAL_DATE	SMP_EXTR	EXTR_ANL	SMP_ANL
HG	UG/L	MW15D-051611	240-174-4	NM	05/16/2011	05/18/2011	05/25/2011	2	7	9
HG	UG/L	MW15I-051611	240-174-3	NM	05/16/2011	05/18/2011	05/25/2011	2	7	9
HG	UG/L	MW15S-051611	240-174-2	NM	05/16/2011	05/18/2011	05/25/2011	2	7	9
HG	UG/L	MW16D-051811	240-271-4	NM	05/18/2011	05/23/2011	05/25/2011	5	2	7
HG	UG/L	MW16I-051811	240-271-3	NM	05/18/2011	05/23/2011	05/25/2011	5	2	7
HG	UG/L	MW16S-051811	240-271-2	NM	05/18/2011	05/23/2011	05/25/2011	5	2	7
HG	UG/L	MW20D-051711	240-209-4	NM	05/17/2011	05/19/2011	05/25/2011	2	6	8
HG	UG/L	MW20I-051711	240-209-3	NM	05/17/2011	05/19/2011	05/25/2011	2	6	8
HG	UG/L	MW20S-051711	240-209-2	NM	05/17/2011	05/19/2011	05/25/2011	2	6	8
M	UG/L	MW16D-051811	240-271-4	NM	05/18/2011	06/17/2011	06/23/2011	30	6	36
M	UG/L	MW16I-051811	240-271-3	NM	05/18/2011	05/23/2011	06/13/2011	5	21	26
M	UG/L	MW16I-051811	240-271-3	NM	05/18/2011	06/17/2011	06/24/2011	30	7	37
M	UG/L	MW16S-051811	240-271-2	NM	05/18/2011	05/23/2011	06/13/2011	5	21	26
M	UG/L	MW16S-051811	240-271-2	NM	05/18/2011	06/17/2011	06/23/2011	30	6	36
M	UG/L	MW20D-051711	240-209-4	NM	05/17/2011	05/19/2011	06/13/2011	2	25	27

SORT	UNITS	NSAMPLE	LAB_ID	QC_TYPE	SAMP_DATE	EXTR_DATE	ANAL_DATE	SMP_EXTR	EXTR_ANL	SMP_ANL
M	UG/L	MW20D-051711	240-209-4	NM	05/17/2011	06/15/2011	06/16/2011	29	1	30
M	UG/L	MW15S-051611	240-174-2	NM	05/16/2011	05/18/2011	06/11/2011	2	24	26
M	UG/L	MW20S-051711	240-209-2	NM	05/17/2011	05/19/2011	06/13/2011	2	25	27
M	UG/L	MW15I-051611	240-174-3	NM	05/16/2011	05/18/2011	06/11/2011	2	24	26
M	UG/L	MW20I-051711	240-209-3	NM	05/17/2011	05/19/2011	06/13/2011	2	25	27
M	UG/L	MW15D-051611	240-174-4	NM	05/16/2011	05/18/2011	06/13/2011	2	26	28
M	UG/L	MW16D-051811	240-271-4	NM	05/18/2011	05/23/2011	06/13/2011	5	21	26
HGF	UG/L	MW15S-051611	240-174-2	NM	05/16/2011	05/18/2011	05/25/2011	2	7	9
HGF	UG/L	MW15D-051611	240-174-4	NM	05/16/2011	05/18/2011	05/25/2011	2	7	9
HGF	UG/L	MW15I-051611	240-174-3	NM	05/16/2011	05/18/2011	05/25/2011	2	7	9
HGF	UG/L	MW16D-051811	240-271-4	NM	05/18/2011	05/23/2011	05/25/2011	5	2	7
HGF	UG/L	MW16I-051811	240-271-3	NM	05/18/2011	05/23/2011	05/25/2011	5	2	7
HGF	UG/L	MW16S-051811	240-271-2	NM	05/18/2011	05/23/2011	05/25/2011	5	2	7
HGF	UG/L	MW20D-051711	240-209-4	NM	05/17/2011	05/19/2011	05/25/2011	2	6	8
HGF	UG/L	MW20I-051711	240-209-3	NM	05/17/2011	05/19/2011	05/25/2011	2	6	8
HGF	UG/L	MW20S-051711	240-209-2	NM	05/17/2011	05/19/2011	05/25/2011	2	6	8
MF	UG/L	MW20D-051711	240-209-4	NM	05/17/2011	06/15/2011	06/16/2011	29	1	30
MF	UG/L	MW15I-051611	240-174-3	NM	05/16/2011	05/18/2011	06/13/2011	2	26	28

SORT	UNITS	NSAMPLE	LAB_ID	QC_TYPE	SAMP_DATE	EXTR_DATE	ANAL_DATE	SMP_EXTR	EXTR_ANL	SMP_ANL
MF	UG/L	MW15S-051611	240-174-2	NM	05/16/2011	05/18/2011	06/11/2011	2	24	26
MF	UG/L	MW16D-051811	240-271-4	NM	05/18/2011	05/23/2011	06/13/2011	5	21	26
MF	UG/L	MW16D-051811	240-271-4	NM	05/18/2011	06/17/2011	06/23/2011	30	6	36
MF	UG/L	MW16I-051811	240-271-3	NM	05/18/2011	05/23/2011	06/13/2011	5	21	26
MF	UG/L	MW16I-051811	240-271-3	NM	05/18/2011	06/17/2011	06/24/2011	30	7	37
MF	UG/L	MW16S-051811	240-271-2	NM	05/18/2011	05/23/2011	06/13/2011	5	21	26
MF	UG/L	MW20D-051711	240-209-4	NM	05/17/2011	05/19/2011	06/13/2011	2	25	27
MF	UG/L	MW15D-051611	240-174-4	NM	05/16/2011	05/18/2011	06/13/2011	2	26	28
MF	UG/L	MW20I-051711	240-209-3	NM	05/17/2011	05/19/2011	06/13/2011	2	25	27
MF	UG/L	MW20S-051711	240-209-2	NM	05/17/2011	05/19/2011	06/13/2011	2	25	27
MF	UG/L	MW16S-051811	240-271-2	NM	05/18/2011	06/17/2011	06/23/2011	30	6	36
PCL	UG/L	MW15S-051611	240-174-2	NM	05/16/2011	05/23/2011	05/23/2011	7	0	7
PCL	UG/L	MW15D-051611	240-174-4	NM	05/16/2011	05/20/2011	05/20/2011	4	0	4
PCL	UG/L	MW15I-051611	240-174-3	NM	05/16/2011	05/20/2011	05/20/2011	4	0	4
OS	UG/L	MW20I-051711	240-209-3	NM	05/17/2011	05/19/2011	05/24/2011	2	5	7
OS	UG/L	MW20D-051711	240-209-4	NM	05/17/2011	05/19/2011	05/24/2011	2	5	7
OS	UG/L	MW16S-051811	240-271-2	NM	05/18/2011	05/21/2011	06/09/2011	3	19	22
OS	UG/L	MW16I-051811	240-271-3	NM	05/18/2011	05/21/2011	06/06/2011	3	16	19

SORT	UNITS	NSAMPLE	LAB_ID	QC_TYPE	SAMP_DATE	EXTR_DATE	ANAL_DATE	SMP_EXTR	EXTR_ANL	SMP_ANL
OS	UG/L	MW16D-051811	240-271-4	NM	05/18/2011	05/21/2011	06/06/2011	3	16	19
OS	UG/L	MW15S-051611	240-174-2	NM	05/16/2011	05/18/2011	05/24/2011	2	6	8
OS	UG/L	MW15I-051611	240-174-3	NM	05/16/2011	05/18/2011	05/24/2011	2	6	8
OS	UG/L	MW15D-051611	240-174-4	NM	05/16/2011	05/18/2011	05/24/2011	2	6	8
OS	UG/L	MW20S-051711	240-209-2	NM	05/17/2011	05/19/2011	05/24/2011	2	5	7
OV	UG/L	MW16S-051811	240-271-2	NM	05/18/2011	06/02/2011	06/02/2011	15	0	15
OV	UG/L	TB-051811	240-271-1	TB	05/18/2011	06/01/2011	06/01/2011	14	0	14
OV	UG/L	TB-051811	240-271-1	NM	05/18/2011	06/01/2011	06/01/2011	14	0	14
OV	UG/L	TB-051711	240-209-1	TB	05/17/2011	05/27/2011	05/27/2011	10	0	10
OV	UG/L	TB-051711	240-209-1	NM	05/17/2011	05/27/2011	05/27/2011	10	0	10
OV	UG/L	TB-051611	240-174-1	TB	05/16/2011	05/25/2011	05/25/2011	9	0	9
OV	UG/L	TB-051611	240-174-1	NM	05/16/2011	05/25/2011	05/25/2011	9	0	9
OV	UG/L	MW15I-051611	240-174-3	NM	05/16/2011	05/25/2011	05/25/2011	9	0	9
OV	UG/L	MW20I-051711	240-209-3	NM	05/17/2011	05/27/2011	05/27/2011	10	0	10
OV	UG/L	MW15D-051611	240-174-4	NM	05/16/2011	05/25/2011	05/25/2011	9	0	9
OV	UG/L	MW20S-051711	240-209-2	NM	05/17/2011	05/27/2011	05/27/2011	10	0	10
OV	UG/L	MW15S-051611	240-174-2	NM	05/16/2011	05/25/2011	05/25/2011	9	0	9
OV	UG/L	MW16D-051811	240-271-4	NM	05/18/2011	06/01/2011	06/01/2011	14	0	14

SORT	UNITS	NSAMPLE	LAB_ID	QC_TYPE	SAMP_DATE	EXTR_DATE	ANAL_DATE	SMP_EXTR	EXTR_ANL	SMP_ANL
OV	UG/L	MW16I-051811	240-271-3	NM	05/18/2011	06/01/2011	06/01/2011	14	0	14
OV	UG/L	MW16I-051811	240-271-3	NM	05/18/2011	06/03/2011	06/03/2011	16	0	16
OV	UG/L	MW16S-051811	240-271-2	NM	05/18/2011	06/01/2011	06/01/2011	14	0	14
OV	UG/L	MW20D-051711	240-209-4	NM	05/17/2011	05/27/2011	05/27/2011	10	0	10
TPH	UG/L	MW20S-051711	240-209-2	NM	05/17/2011	05/31/2011	06/01/2011	14	1	15
TPH	UG/L	MW15S-051611	240-174-2	NM	05/16/2011	05/27/2011	05/27/2011	11	0	11
TPH	UG/L	MW16S-051811	240-271-2	NM	05/18/2011	05/21/2011	05/24/2011	3	3	6
TPH	UG/L	MW16S-051811	240-271-2	NM	05/18/2011	05/29/2011	05/29/2011	11	0	11
TPH	UG/L	MW16S-051811	240-271-2	NM	05/18/2011	05/31/2011	06/01/2011	13	1	14
TPH	UG/L	MW16S-051811	240-271-2	NM	05/18/2011	06/03/2011	06/03/2011	16	0	16
TPH	UG/L	MW20S-051711	240-209-2	NM	05/17/2011	05/21/2011	05/24/2011	4	3	7
TPH	UG/L	MW20S-051711	240-209-2	NM	05/17/2011	05/27/2011	05/27/2011	10	0	10
TPH	UG/L	MW15S-051611	240-174-2	NM	05/16/2011	05/18/2011	05/20/2011	2	2	4

FORM V
GC/MS VOA INSTRUMENT PERFORMANCE CHECK
BROMOFLUOROBENZENE (BFB)

Lab Name: TestAmerica North Canton Job No.: 240-174-1

SDG No.:

Lab File ID: BFB4138.D BFB Injection Date: 05/18/2011

Instrument ID: A3UX10 BFB Injection Time: 08:47

Analysis Batch No.: 2117

M/E	ION ABUNDANCE CRITERIA	% RELATIVE ABUNDANCE	
50	15.0 - 40.0 % of mass 95	18.1	
75	30.0 - 60.0 % of mass 95	50.3	
95	Base Peak, 100% relative abundance	100.0	
96	5.0 - 9.0 % of mass 95	7.7	
173	Less than 2.0 % of mass 174	0.4	(0.5)1
174	50.0 - 120.00 % of mass 95	88.5	
175	5.0 - 9.0 % of mass 174	6.0	(6.8)1
176	95.0 - 101.0 % of mass 174	84.5	(95.5)1
177	5.0 - 9.0 % of mass 176	5.5	(6.4)2

1-Value is % mass 174 2-Value is % mass 176

THIS CHECK APPLIES TO THE FOLLOWING SAMPLES, MS, MSD, BLANKS AND STANDARDS:

CLIENT SAMPLE ID	LAB SAMPLE ID	LAB FILE ID	DATE ANALYZED	TIME ANALYZED
	STD8260 240-2117/2	UXX1511.D	05/18/2011	09:55
	STD8260 240-2117/3	UXX1512.D	05/18/2011	10:16
	STD8260 240-2117/4	UXX1513.D	05/18/2011	10:37
	STD8260 240-2117/5	UXX1514.D	05/18/2011	10:59
	STD8260 240-2117/6	UXX1515.D	05/18/2011	11:21
	STD8260 240-2117/7	UXX1516.D	05/18/2011	11:43
	ICV 240-2117/8	UXX1517.D	05/18/2011	12:30

FORM VI
GC/MS VOA INITIAL CALIBRATION DATA
INTERNAL STANDARD CURVE EVALUTION

Lab Name: TestAmerica North Canton Job No.: 240-174-1 Analy Batch No.: 2117

SDG No.:

Instrument ID: A3UX10 GC Column: DB-624 ID: 0.18(mm) Heated Purge: (Y/N) N

Calibration Start Date: 05/18/2011 09:55 Calibration End Date: 05/18/2011 11:43 Calibration ID: 1095

Calibration Files:

LEVEL:	LAB SAMPLE ID:	LAB FILE ID:
Level 1	STD8260 240-2117/7	UXX1516.D
Level 2	STD8260 240-2117/6	UXX1515.D
Level 3	STD8260 240-2117/5	UXX1514.D
Level 4	STD8260 240-2117/4	UXX1513.D
Level 5	STD8260 240-2117/3	UXX1512.D
Level 6	STD8260 240-2117/2	UXX1511.D

ANALYTE	RRF					CURVE TYPE	COEFFICIENT			#	MIN RRF	%RSD	#	MAX %RSD	R^2 OR COD	#	MIN R^2 OR COD
	LVL 1	LVL 2	LVL 3	LVL 4	LVL 5		B	M1	M2								
	LVL 6																
Dichlorodifluoromethane	0.2754	0.2611	0.2545	0.2682	0.2727	Ave		0.2644				3.4		15.0			
	0.2544																
Chloromethane	0.3322	0.3131	0.3088	0.2901	0.2987	Ave		0.3035			0.1000	6.3		15.0			
	0.2779																
Vinyl chloride	0.3397	0.3175	0.3181	0.3144	0.3237	Ave		0.3190				4.0		15.0			
	0.3007																
Bromomethane	0.1568	0.1443	0.1552	0.1365	0.1546	Ave		0.1481				5.8		15.0			
	0.1411																
Chloroethane	0.1970	0.1814	0.1886	0.1762	0.1937	Ave		0.1875				4.1		15.0			
	0.1884																
Trichlorofluoromethane	0.2738	0.2580	0.2640	0.2743	0.3037	Ave		0.2759				5.8		15.0			
	0.2815																
Acrolein	0.0297	0.0330	0.0344	0.0343	0.0352	Ave		0.0337 NT				6.2		15.0			
	0.0353																
1,1-Dichloroethene	0.2019	0.2023	0.2116	0.2048	0.2101	Ave		0.2056				2.0		15.0			
	0.2029																
Acetone	0.0989	0.0831	0.0757	0.0686	0.0702	Lin1	0.0803	0.0639							0.9970		0.9900
	0.0623																
1,1,2-Trichloro-1,2,2-trichfluoroethane	0.1871	0.1873	0.1930	0.1937	0.1926	Ave		0.1904				1.6		15.0			
	0.1885																
Iodomethane	0.2950	0.2998	0.3266	0.3189	0.3379	Ave		0.3143				5.2		15.0			
	0.3074																
Carbon disulfide	0.4513	0.4495	0.5022	0.5139	0.5424	Ave		0.4970				7.7		15.0			
	0.5227																
Acetonitrile	0.0312	0.0268	0.0291	0.0274	0.0265	Ave		0.0275 NT				9.1		15.0			
	0.0239																
Methyl acetate	0.1647	0.1577	0.1608	0.1584	0.1605	Ave		0.1595				2.1		15.0			
	0.1550																
Methylene Chloride	0.3844	0.2833	0.2490	0.2293	0.2304	Lin1	0.1622	0.2146							0.9990		0.9900
	0.2154																

Note: The m1 coefficient is the same as Ave RRF for an Ave curve type.

FORM VI
GC/MS VOA INITIAL CALIBRATION DATA
INTERNAL STANDARD CURVE EVALUTION

Lab Name: TestAmerica North Canton Job No.: 240-174-1 Analy Batch No.: 2117

SDG No.:

Instrument ID: A3UX10 GC Column: DB-624 ID: 0.18(mm) Heated Purge: (Y/N) N

Calibration Start Date: 05/18/2011 09:55 Calibration End Date: 05/18/2011 11:43 Calibration ID: 1095

ANALYTE	RRF					CURVE TYPE	COEFFICIENT			#	MIN RRF	%RSD	#	MAX %RSD	R^2 OR COD	#	MIN R^2 OR COD
	LVL 1 LVL 6	LVL 2	LVL 3	LVL 4	LVL 5		B	M1	M2								
tert-Butyl alcohol	0.0131 0.0128	0.0130	0.0137	0.0136	0.0141	Ave		0.0134				3.6		15.0			
Acrylonitrile	0.0814 0.0811	0.0853	0.0855	0.0834	0.0843	Ave		0.0835				2.3		15.0			
trans-1,2-Dichloroethene	0.2078 0.2198	0.2128	0.2223	0.2214	0.2272	Ave		0.2185				3.2		15.0			
Methyl tert-butyl ether	0.4991 0.5602	0.4965	0.5319	0.5331	0.5697	Ave		0.5317				5.7		15.0			
Hexane	0.0554 0.0631	0.0563	0.0596	0.0629	0.0567	Ave		0.0590				5.8		15.0			
1,1-Dichloroethane	0.3659 0.3686	0.3589	0.3760	0.3710	0.3848	Ave		0.3709			0.1000	2.4		15.0			
Vinyl acetate	0.0217 0.0397	0.0267	0.0293	0.0322	0.0371	Lin1	-0.024	0.0387							0.9950		0.9900
2-Butanone	0.0839 0.0839	0.0821	0.0839	0.0805	0.0803	Ave		0.0824				2.1		15.0			
cis-1,2-Dichloroethene	0.2335 0.2328	0.2245	0.2354	0.2359	0.2458	Ave		0.2347				2.9		15.0			
2,2-Dichloropropane	0.1531 0.1891	0.1500	0.1744	0.1764	0.1915	Ave		0.1724				10.0		15.0			
Bromochloromethane	0.1121 0.1137	0.1108	0.1189	0.1164	0.1194	Ave		0.1152				3.1		15.0			
Tetrahydrofuran	0.0439 0.0525	0.0489	0.0535	0.0521	0.0537	Ave		0.0508				7.5		15.0			
Chloroform	0.3536 0.3624	0.3538	0.3740	0.3666	0.3775	Ave		0.3647				2.7		15.0			
1,1,1-Trichloroethane	0.2513 0.2787	0.2453	0.2717	0.2702	0.2843	Ave		0.2669				5.8		15.0			
Cyclohexane	0.3368 0.3956	0.3518	0.3778	0.4014	0.3751	Ave		0.3731				6.7		15.0			
1,1-Dichloropropene	0.2640 0.3011	0.2764	0.2952	0.2943	0.3008	Ave		0.2886				5.2		15.0			
Carbon tetrachloride	0.2182 0.2584	0.2251	0.2399	0.2462	0.2569	Ave		0.2408				6.8		15.0			
1,2-Dichloroethane	0.2979 0.2915	0.2858	0.2959	0.2887	0.2977	Ave		0.2929				1.7		15.0			
Benzene	0.9104 0.8803	0.9100	0.8861	0.8626	0.8891	Ave		0.8898				2.1		15.0			
Trichloroethene	0.2174 0.2269	0.2100	0.2187	0.2185	0.2257	Ave		0.2195				2.8		15.0			

Note: The m1 coefficient is the same as Ave RRF for an Ave curve type.

FORM VI
GC/MS VOA INITIAL CALIBRATION DATA
INTERNAL STANDARD CURVE EVALUTION

Lab Name: TestAmerica North Canton Job No.: 240-174-1 Analy Batch No.: 2117

SDG No.:

Instrument ID: A3UX10 GC Column: DB-624 ID: 0.18(mm) Heated Purge: (Y/N) N

Calibration Start Date: 05/18/2011 09:55 Calibration End Date: 05/18/2011 11:43 Calibration ID: 1095

ANALYTE	RRF					CURVE TYPE	COEFFICIENT			#	MIN RRF	%RSD	#	MAX %RSD	R^2 OR COD	#	MIN R^2 OR COD
	LVL 1 LVL 6	LVL 2	LVL 3	LVL 4	LVL 5		B	M1	M2								
1,2-Dichloropropane	0.1843 0.2028	0.1808	0.1856	0.1882	0.1938	Ave		0.1893				4.2		15.0			
Methylcyclohexane	0.3341 0.4227	0.3660	0.3905	0.4075	0.3829	Ave		0.3839				8.2		15.0			
Dibromomethane	0.1185 0.1165	0.1161	0.1175	0.1146	0.1179	Ave		0.1169				1.2		15.0			
1,4-Dioxane	0.0019 0.0020	0.0020	0.0023	0.0023	0.0022	Ave		0.0021 NT				8.7		15.0			
Bromodichloromethane	0.2038 0.2371	0.1968	0.2076	0.2134	0.2276	Ave		0.2144				7.1		15.0			
2-Chloroethyl vinyl ether	0.0757 0.1184	0.0882	0.0936	0.0985	0.1032	Ave		0.0963				15.0		15.0			
cis-1,3-Dichloropropene	0.2016 0.2924	0.2065	0.2296	0.2444	0.2714	Ave		0.2410				15.0		15.0			
4-Methyl-2-pentanone	0.1216 0.1704	0.1234	0.1489	0.1469	0.1553	Ave		0.1444				13.0		15.0			
Toluene	1.1383 1.2690	1.1675	1.2117	1.1952	1.2519	Ave		1.2056				4.1		15.0			
trans-1,3-Dichloropropene	0.2208 0.3510	0.2403	0.2680	0.2837	0.3239	Lin1	-0.188	0.3400							0.9950		0.9900
Ethyl methacrylate	0.2012 0.3458	0.2295	0.2795	0.2785	0.3187	Lin1	-0.194	0.3360							0.9960		0.9900
1,1,2-Trichloroethane	0.2262 0.2316	0.2242	0.2253	0.2254	0.2376	Ave		0.2284				2.3		15.0			
1,3-Dichloropropane	0.4178 0.4312	0.4001	0.4201	0.4059	0.4260	Ave		0.4168				2.8		15.0			
Tetrachloroethene	0.2404 0.2660	0.2452	0.2525	0.2556	0.2613	Ave		0.2535				3.8		15.0			
2-Hexanone	0.1138 0.1504	0.1167	0.1429	0.1364	0.1409	Ave		0.1335				11.0		15.0			
Dibromochloromethane	0.1754 0.2390	0.1821	0.1927	0.2036	0.2246	Ave		0.2029				12.0		15.0			
1,2-Dibromoethane	0.2164 0.2369	0.2169	0.2253	0.2199	0.2359	Ave		0.2252				4.1		15.0			
Chlorobenzene	0.8191 0.8344	0.8228	0.8352	0.8023	0.8357	Ave		0.8249			0.3000	1.6		15.0			
1,1,1,2-Tetrachloroethane	0.2317 0.2813	0.2248	0.2492	0.2560	0.2785	Ave		0.2536				9.2		15.0			
Ethylbenzene	0.3818 0.4724	0.4083	0.4373	0.4376	0.4575	Ave		0.4325				7.6		15.0			

Note: The m1 coefficient is the same as Ave RRF for an Ave curve type.

FORM VI
GC/MS VOA INITIAL CALIBRATION DATA
INTERNAL STANDARD CURVE EVALUTION

Lab Name: TestAmerica North Canton Job No.: 240-174-1 Analy Batch No.: 2117

SDG No.:

Instrument ID: A3UX10 GC Column: DB-624 ID: 0.18(mm) Heated Purge: (Y/N) N

Calibration Start Date: 05/18/2011 09:55 Calibration End Date: 05/18/2011 11:43 Calibration ID: 1095

ANALYTE	RRF					CURVE TYPE	COEFFICIENT			#	MIN RRF	%RSD	#	MAX %RSD	R^2 OR COD	#	MIN R^2 OR COD
	LVL 1 LVL 6	LVL 2	LVL 3	LVL 4	LVL 5		B	M1	M2								
m-Xylene & p-Xylene	0.4812 0.6079	0.5110	0.5564	0.5594	0.5892	Ave		0.5509				8.6		15.0			
o-Xylene	0.4599 0.5947	0.4971	0.5376	0.5500	0.5867	Ave		0.5377				9.7		15.0			
Styrene	0.6993 0.9966	0.7290	0.8359	0.8572	0.9435	Ave		0.8436				14.0		15.0			
Bromoform	0.1035 0.1571	0.1069	0.1174	0.1219	0.1403	Lin1	-0.082	0.1500			0.1000				0.9920		0.9900
Isopropylbenzene	1.1318 1.5552	1.2255	1.3979	1.4179	1.5027	Ave		1.3718				12.0		15.0			
1,1,2,2-Tetrachloroethane	0.5155 0.5020	0.4983	0.5128	0.5123	0.5281	Ave		0.5115			0.3000	2.1		15.0			
Bromobenzene	0.5571 0.6035	0.5463	0.5779	0.5906	0.6079	Ave		0.5805				4.3		15.0			
1,2,3-Trichloropropane	0.1889 0.1735	0.1825	0.1832	0.1769	0.1830	Ave		0.1813				3.0		15.0			
trans-1,4-Dichloro-2-butene	0.0859 0.1319	0.0966	0.1094	0.1045	0.1194	Ave		0.1080				15.0		15.0			
n-Propylbenzene	0.5049 0.6591	0.5795	0.6178	0.6487	0.6718	Ave		0.6136				10.0		15.0			
2-Chlorotoluene	0.5040 0.5661	0.5446	0.5509	0.5692	0.5856	Ave		0.5534				5.1		15.0			
1,3,5-Trimethylbenzene	1.5078 2.0488	1.7304	1.8785	1.9803	2.0658	Ave		1.8686				12.0		15.0			
4-Chlorotoluene	0.5125 0.5984	0.5601	0.5690	0.5869	0.6083	Ave		0.5725				6.0		15.0			
tert-Butylbenzene	1.3531 1.8246	1.5066	1.6173	1.7114	1.9579	Ave		1.6618				13.0		15.0			
1,2,4-Trimethylbenzene	1.6110 2.0816	1.7889	1.9257	2.0118	2.1218	Ave		1.9235				10.0		15.0			
sec-Butylbenzene	1.9159 2.5665	2.1745	2.3562	2.4885	2.4918	Ave		2.3322				11.0		15.0			
1,3-Dichlorobenzene	1.1511 1.1845	1.1795	1.1572	1.1702	1.2012	Ave		1.1739				1.6		15.0			
p-Isopropyltoluene	1.6427 2.2601	1.8388	2.0133	2.1770	2.1813	Ave		2.0189				12.0		15.0			
1,4-Dichlorobenzene	1.2568 1.2370	1.2249	1.2237	1.2121	1.2382	Ave		1.2321				1.3		15.0			
n-Butylbenzene	1.3454 1.8995	1.5316	1.7011	1.8250	1.8284	Ave		1.6885				13.0		15.0			

Note: The m1 coefficient is the same as Ave RRF for an Ave curve type.

FORM VI
GC/MS VOA INITIAL CALIBRATION DATA
INTERNAL STANDARD CURVE EVALUTION

Lab Name: TestAmerica North Canton Job No.: 240-174-1 Analy Batch No.: 2117

SDG No.:

Instrument ID: A3UX10 GC Column: DB-624 ID: 0.18(mm) Heated Purge: (Y/N) N

Calibration Start Date: 05/18/2011 09:55 Calibration End Date: 05/18/2011 11:43 Calibration ID: 1095

ANALYTE	RRF					CURVE TYPE	COEFFICIENT			#	MIN RRF	%RSD	#	MAX %RSD	R^2 OR COD	#	MIN R^2 OR COD
	LVL 1 LVL 6	LVL 2	LVL 3	LVL 4	LVL 5		B	M1	M2								
1,2-Dichlorobenzene	1.1394 1.1782	1.1812	1.1714	1.1910	1.2009	Ave		1.1770				1.8		15.0			
1,2-Dibromo-3-Chloropropane	0.0677 0.0847	0.0728	0.0754	0.0861	0.0859	Ave		0.0788				10.0		15.0			
1,3,5-Trichlorobenzene	0.8714 0.8657	0.8871	0.8857	0.9177	0.8936	Ave		0.8869				2.1		15.0			
1,2,4-Trichlorobenzene	0.7962 0.7556	0.7803	0.8057	0.8389	0.8119	Ave		0.7981				3.6		15.0			
Hexachlorobutadiene	0.3429 0.3135	0.3508	0.3420	0.3627	0.3188	Ave		0.3385				5.6		15.0			
Naphthalene	1.4463 1.6525	1.6224	1.7800	1.9572	1.8604	Ave		1.7198				11.0		15.0			
1,2,3-Trichlorobenzene	0.7640 0.6376	0.7850	0.7784	0.7979	0.7188	Ave		0.7470				8.0		15.0			
Dibromofluoromethane (Surr)	0.1777 0.1899	0.1805	0.1906	0.1900	0.1965	Ave		0.1875				3.8		15.0			
1,2-Dichloroethane-d4 (Surr)	0.2426 0.2469	0.2498	0.2432	0.2449	0.2361	Ave		0.2439				1.9		15.0			
Toluene-d8 (Surr)	0.9238 1.0604	0.9908	0.9946	1.0094	1.0513	Ave		1.0051				4.9		15.0			
4-Bromofluorobenzene (Surr)	0.3191 0.3961	0.3485	0.3747	0.3653	0.3855	Ave		0.3649				7.6		15.0			

Note: The m1 coefficient is the same as Ave RRF for an Ave curve type.

FORM VII
GC/MS VOA CONTINUING CALIBRATION DATA

Lab Name: TestAmerica North Canton Job No.: 240-174-1

SDG No.:

Lab Sample ID: ICV 240-2117/8 Calibration Date: 05/18/2011 12:30

Instrument ID: A3UX10 Calib Start Date: 05/17/2011 13:03

GC Column: DB-624 ID: 0.18(mm) Calib End Date: 05/17/2011 14:51

Lab File ID: UXX1517.D Conc. Units: ng/uL Heated Purge: (Y/N) N

ANALYTE	CURVE TYPE	AVE RRF	RRF	MIN RRF	CALC AMOUNT	SPIKE AMOUNT	%D	MAX %D	
Ethyl ether	Ave	0.2082	0.2097		0.0101	0.0100	0.7	50.0	
Diisopropyl ether	Ave	0.1940	0.2008		0.0103	0.0100	3.5	50.0	
Isobutyl alcohol	Ave	0.0086	0.0098		0.570	0.500	14.1	50.0	
Cyclohexanone	Lin1		0.0136		0.0592	0.200	-70.4*	50.0	NC
1,2,3-Trimethylbenzene	Lin1		2.218		0.00949	0.0100	-5.1	50.0	

FORM VII
GC/MS VOA CONTINUING CALIBRATION DATA

Lab Name: TestAmerica North Canton Job No.: 240-174-1

SDG No.:

Lab Sample ID: ICV 240-2117/8 Calibration Date: 05/18/2011 12:30

Instrument ID: A3UX10 Calib Start Date: 05/18/2011 09:55

GC Column: DB-624 ID: 0.18(mm) Calib End Date: 05/18/2011 11:43

Lab File ID: UXX1517.D Conc. Units: ng/uL Heated Purge: (Y/N) N

ANALYTE	CURVE TYPE	AVE RRF	RRF	MIN RRF	CALC AMOUNT	SPIKE AMOUNT	%D	MAX %D
Dichlorodifluoromethane	Ave	0.2644	0.2188		0.00828	0.0100	-17.2	50.0
Chloromethane	Ave	0.3035	0.3191	0.1000	0.0105	0.0100	5.1	50.0
Vinyl chloride	Ave	0.3190	0.3296		0.0103	0.0100	3.3	20.0
Bromomethane	Ave	0.1481	0.1247		0.00842	0.0100	-15.8	50.0
Chloroethane	Ave	0.1875	0.1875		0.0100	0.0100	0.0	50.0
Trichlorofluoromethane	Ave	0.2759	0.2728		0.00989	0.0100	-1.1	50.0
Acrolein	Ave	0.0337	0.0373		0.0332	0.0300	10.8	50.0
1,1-Dichloroethene	Ave	0.2056	0.2338		0.0114	0.0100	13.7	20.0
Acetone	Lin1		0.0712		0.0210	0.0200	5.0	50.0
1,1,2-Trichloro-1,2,2-trichfluoroethane	Ave	0.1904	0.1981		0.0104	0.0100	4.1	50.0
Iodomethane	Ave	0.3143	0.3498		0.0111	0.0100	11.3	50.0
Carbon disulfide	Ave	0.4970	0.5572		0.0112	0.0100	12.1	50.0
Acetonitrile	Ave	0.0275	0.0292		0.0319	0.0300	6.3	50.0
Methyl acetate	Ave	0.1595	0.1555		0.00974	0.0100	-2.6	50.0
Methylene Chloride	Lin1		0.2483		0.0108	0.0100	8.0	50.0
tert-Butyl alcohol	Ave	0.0134	0.0151		0.226	0.200	13.1	50.0
Acrylonitrile	Ave	0.0835	0.0865		0.0311	0.0300	3.6	50.0
Methyl tert-butyl ether	Ave	0.5317	0.5774		0.0109	0.0100	8.6	50.0
trans-1,2-Dichloroethene	Ave	0.2185	0.2402		0.0110	0.0100	9.9	50.0
Hexane	Ave	0.0590	0.0582		0.00987	0.0100	-1.3	20.0
1,1-Dichloroethane	Ave	0.3709	0.3997	0.1000	0.0108	0.0100	7.8	50.0
Vinyl acetate	Lin1		0.0410		0.0112	0.0100	12.0	50.0
2-Butanone	Ave	0.0824	0.0829		0.0201	0.0200	0.6	50.0
2,2-Dichloropropane	Ave	0.1724	0.1795		0.0104	0.0100	4.1	50.0
cis-1,2-Dichloroethene	Ave	0.2347	0.2495		0.0106	0.0100	6.3	50.0
Bromochloromethane	Ave	0.1152	0.1209		0.0105	0.0100	4.9	50.0
Tetrahydrofuran	Ave	0.0508	0.0571		0.0112	0.0100	12.4	50.0
Chloroform	Ave	0.3647	0.3881		0.0106	0.0100	6.4	20.0
1,1,1-Trichloroethane	Ave	0.2669	0.2781		0.0104	0.0100	4.2	50.0
Cyclohexane	Ave	0.3731	0.3704		0.00993	0.0100	-0.7	50.0
1,1-Dichloropropene	Ave	0.2886	0.3129		0.0108	0.0100	8.4	50.0
Carbon tetrachloride	Ave	0.2408	0.2602		0.0108	0.0100	8.1	50.0
1,2-Dichloroethane	Ave	0.2929	0.3088		0.0105	0.0100	5.4	50.0
Benzene	Ave	0.8898	0.9151		0.0103	0.0100	2.8	50.0
Trichloroethene	Ave	0.2195	0.2324		0.0106	0.0100	5.9	50.0
1,2-Dichloropropane	Ave	0.1893	0.2011		0.0106	0.0100	6.3	20.0
Methylcyclohexane	Ave	0.3839	0.3776		0.00983	0.0100	-1.7	50.0
Dibromomethane	Ave	0.1169	0.1257		0.0108	0.0100	7.6	50.0
Bromodichloromethane	Ave	0.2144	0.2309		0.0108	0.0100	7.7	50.0
2-Chloroethyl vinyl ether	Ave	0.0963	0.0978		0.0102	0.0100	1.5	50.0

FORM VII
GC/MS VOA CONTINUING CALIBRATION DATA

Lab Name: TestAmerica North Canton Job No.: 240-174-1

SDG No.:

Lab Sample ID: ICV 240-2117/8 Calibration Date: 05/18/2011 12:30

Instrument ID: A3UX10 Calib Start Date: 05/18/2011 09:55

GC Column: DB-624 ID: 0.18(mm) Calib End Date: 05/18/2011 11:43

Lab File ID: UXX1517.D Conc. Units: ng/uL Heated Purge: (Y/N) N

ANALYTE	CURVE TYPE	AVE RRF	RRF	MIN RRF	CALC AMOUNT	SPIKE AMOUNT	%D	MAX %D
cis-1,3-Dichloropropene	Ave	0.2410	0.2491		0.0103	0.0100	3.4	50.0
4-Methyl-2-pentanone	Ave	0.1444	0.1559		0.0216	0.0200	7.9	50.0
Toluene	Ave	1.206	1.247		0.0103	0.0100	3.4	20.0
trans-1,3-Dichloropropene	Lin1		0.3090		0.00964	0.0100	-3.6	50.0
1,1,2-Trichloroethane	Ave	0.2284	0.2362		0.0103	0.0100	3.4	50.0
1,3-Dichloropropane	Ave	0.4168	0.4271		0.0102	0.0100	2.5	50.0
Tetrachloroethene	Ave	0.2535	0.2611		0.0103	0.0100	3.0	50.0
2-Hexanone	Ave	0.1335	0.1473		0.0221	0.0200	10.3	50.0
Dibromochloromethane	Ave	0.2029	0.2181		0.0107	0.0100	7.5	50.0
1,2-Dibromoethane	Ave	0.2252	0.2331		0.0104	0.0100	3.5	50.0
Chlorobenzene	Ave	0.8249	0.8318	0.3000	0.0101	0.0100	0.8	50.0
1,1,1,2-Tetrachloroethane	Ave	0.2536	0.2723		0.0107	0.0100	7.4	50.0
Ethylbenzene	Ave	0.4325	0.4577		0.0106	0.0100	5.8	20.0
m-Xylene & p-Xylene	Ave	0.5509	0.5851		0.0212	0.0200	6.2	50.0
o-Xylene	Ave	0.5377	0.5783		0.0108	0.0100	7.6	50.0
Styrene	Ave	0.8436	0.8925		0.0106	0.0100	5.8	50.0
Bromoform	Lin1		0.1371	0.1000	0.00968	0.0100	-3.2	50.0
Isopropylbenzene	Ave	1.372	1.480		0.0108	0.0100	7.9	50.0
1,1,2,2-Tetrachloroethane	Ave	0.5115	0.5128	0.3000	0.0100	0.0100	0.2	50.0
Bromobenzene	Ave	0.5805	0.6011		0.0104	0.0100	3.5	50.0
1,2,3-Trichloropropane	Ave	0.1813	0.1764		0.00973	0.0100	-2.7	50.0
trans-1,4-Dichloro-2-butene	Ave	0.1080	0.1263		0.0234	0.0200	17.0	50.0
n-Propylbenzene	Ave	0.6136	0.6741		0.0110	0.0100	9.9	50.0
2-Chlorotoluene	Ave	0.5534	0.5845		0.0106	0.0100	5.6	50.0
1,3,5-Trimethylbenzene	Ave	1.869	2.030		0.0109	0.0100	8.6	50.0
4-Chlorotoluene	Ave	0.5725	0.6132		0.0107	0.0100	7.1	50.0
tert-Butylbenzene	Ave	1.662	1.746		0.0105	0.0100	5.1	50.0
1,2,4-Trimethylbenzene	Ave	1.923	2.121		0.0110	0.0100	10.3	50.0
sec-Butylbenzene	Ave	2.332	2.522		0.0108	0.0100	8.1	50.0
1,3-Dichlorobenzene	Ave	1.174	1.218		0.0104	0.0100	3.8	50.0
p-Isopropyltoluene	Ave	2.019	2.313		0.0115	0.0100	14.6	50.0
1,4-Dichlorobenzene	Ave	1.232	1.237		0.0100	0.0100	0.4	50.0
n-Butylbenzene	Ave	1.688	1.917		0.0114	0.0100	13.6	50.0
1,2-Dichlorobenzene	Ave	1.177	1.227		0.0104	0.0100	4.2	50.0
1,2-Dibromo-3-Chloropropane	Ave	0.0788	0.0842		0.0107	0.0100	6.8	50.0
1,2,4-Trichlorobenzene	Ave	0.7981	0.8387		0.0105	0.0100	5.1	50.0
Hexachlorobutadiene	Ave	0.3385	0.3427		0.0101	0.0100	1.2	50.0
Naphthalene	Ave	1.720	1.784		0.0104	0.0100	3.7	50.0
1,2,3-Trichlorobenzene	Ave	0.7470	0.7607		0.0102	0.0100	1.8	50.0
Dibromofluoromethane (Surr)	Ave	0.1875	0.1807		0.0116	0.0120	-3.7	50.0
1,2-Dichloroethane-d4 (Surr)	Ave	0.2439	0.2236		0.0110	0.0120	-8.3	50.0

FORM VII
GC/MS VOA CONTINUING CALIBRATION DATA

Lab Name: TestAmerica North Canton Job No.: 240-174-1

SDG No.:

Lab Sample ID: ICV 240-2117/8 Calibration Date: 05/18/2011 12:30

Instrument ID: A3UX10 Calib Start Date: 05/18/2011 09:55

GC Column: DB-624 ID: 0.18(mm) Calib End Date: 05/18/2011 11:43

Lab File ID: UXX1517.D Conc. Units: ng/uL Heated Purge: (Y/N) N

ANALYTE	CURVE TYPE	AVE RRF	RRF	MIN RRF	CALC AMOUNT	SPIKE AMOUNT	%D	MAX %D
Toluene-d8 (Surr)	Ave	1.005	0.9573		0.0115	0.0120	-4.8	50.0
4-Bromofluorobenzene (Surr)	Ave	0.3649	0.3800		0.0125	0.0120	4.1	50.0

FORM V
GC/MS VOA INSTRUMENT PERFORMANCE CHECK
BROMOFLUOROBENZENE (BFB)

Lab Name: TestAmerica North Canton Job No.: 240-174-1

SDG No.:

Lab File ID: BFB1437.D BFB Injection Date: 05/17/2011

Instrument ID: A3UX10 BFB Injection Time: 09:52

Analysis Batch No.: 2121

M/E	ION ABUNDANCE CRITERIA	% RELATIVE ABUNDANCE	
50	15.0 - 40.0 % of mass 95	18.4	
75	30.0 - 60.0 % of mass 95	49.8	
95	Base Peak, 100% relative abundance	100.0	
96	5.0 - 9.0 % of mass 95	6.8	
173	Less than 2.0 % of mass 174	0.2	(0.2)1
174	50.0 - 120.00 % of mass 95	84.9	
175	5.0 - 9.0 % of mass 174	6.3	(7.4)1
176	95.0 - 101.0 % of mass 174	82.8	(97.5)1
177	5.0 - 9.0 % of mass 176	5.6	(6.7)2

1-Value is % mass 174 2-Value is % mass 176

THIS CHECK APPLIES TO THE FOLLOWING SAMPLES, MS, MSD, BLANKS AND STANDARDS:

CLIENT SAMPLE ID	LAB SAMPLE ID	LAB FILE ID	DATE ANALYZED	TIME ANALYZED
	STD1 240-2121/2	UXX1490.D	05/17/2011	13:03
	STD2 240-2121/3	UXX1491.D	05/17/2011	13:24
	STD3 240-2121/4	UXX1492.D	05/17/2011	13:46
	STD4 240-2121/5	UXX1493.D	05/17/2011	14:07
	STD5 240-2121/6	UXX1494.D	05/17/2011	14:29
	STD6 240-2121/7	UXX1495.D	05/17/2011	14:51

FORM VI
GC/MS VOA INITIAL CALIBRATION DATA
INTERNAL STANDARD CURVE EVALUTION

Lab Name: TestAmerica North Canton Job No.: 240-174-1 Analy Batch No.: 2121

SDG No.:

Instrument ID: A3UX10 GC Column: DB-624 ID: 0.18(mm) Heated Purge: (Y/N) N

Calibration Start Date: 05/17/2011 13:03 Calibration End Date: 05/17/2011 14:51 Calibration ID: 1040

Calibration Files:

LEVEL:	LAB SAMPLE ID:	LAB FILE ID:
Level 1	STD6 240-2121/7	UXX1495.D
Level 2	STD5 240-2121/6	UXX1494.D
Level 3	STD4 240-2121/5	UXX1493.D
Level 4	STD3 240-2121/4	UXX1492.D
Level 5	STD2 240-2121/3	UXX1491.D
Level 6	STD1 240-2121/2	UXX1490.D

ANALYTE	RRF					CURVE TYPE	COEFFICIENT			#	MIN RRF	%RSD	#	MAX %RSD	R^2 OR COD	#	MIN R^2 OR COD
	LVL 1 LVL 6	LVL 2	LVL 3	LVL 4	LVL 5		B	M1	M2								
Dichlorofluoromethane	0.3750 0.4223	0.4513	0.4723	0.4836	0.4250	Ave		0.4383				9.0		15.0			
Ethyl ether	0.1802 0.1912	0.2158	0.2248	0.2307	0.2063	Ave		0.2082				9.4		15.0			
3-Chloro-1-propene	0.0851 0.1131	0.0857	0.1022	0.1133	0.1121	Ave		0.1019				13.0		15.0			
Diisopropyl ether	0.1598 0.2095	0.1809	0.1933	0.2136	0.2071	Ave		0.1940				11.0		15.0			
2-Chloro-1,3-butadiene	0.2838 0.3502	0.3054	0.3339	0.3493	0.3511	Ave		0.3289				8.6		15.0			
Ethyl-t-butyl ether (ETBE)	0.4452 0.5645	0.4849	0.5140	0.5820	0.5676	Ave		0.5264				10.0		15.0			
Propionitrile	0.0276 0.0286	0.0275	0.0289	0.0309	0.0308	Ave		0.0290	NT			5.2		15.0			
Ethyl acetate	0.1443 0.1501	0.1331	0.1398	0.1519	0.1590	Ave		0.1464				6.3		15.0			
Methacrylonitrile	0.1054 0.1114	0.1094	0.1066	0.1139	0.1185	Ave		0.1109				4.4		15.0			
Isobutyl alcohol	0.0074 0.0088	0.0078	0.0089	0.0090	0.0096	Ave		0.0086	NT			9.7		15.0			
Tert-amyl-methyl ether (TAME)	0.3425 0.4874	0.4017	0.4322	0.4825	0.4788	Ave		0.4375				13.0		15.0			
n-Heptane	0.0461 0.0618	0.0550	0.0576	0.0463	0.0638	Ave		0.0551				14.0		15.0			
n-Butanol	0.0041 0.0067	0.0056	0.0062	0.0068	0.0074	Lin1	-0.056	0.0070	NT						0.9970		0.9900
Methyl methacrylate	0.0984 0.1350	0.1145	0.1289	0.1348	0.1402	Ave		0.1253				13.0		15.0			
2-Nitropropane	0.0224 0.0327	0.0221	0.0255	0.0283	0.0304	Lin1	-0.032	0.0319	NT						0.9960		0.9900

Note: The m1 coefficient is the same as Ave RRF for an Ave curve type.

FORM VI
GC/MS VOA INITIAL CALIBRATION DATA
INTERNAL STANDARD CURVE EVALUTION

Lab Name: TestAmerica North Canton Job No.: 240-174-1 Analy Batch No.: 2121

SDG No.:

Instrument ID: A3UX10 GC Column: DB-624 ID: 0.18(mm) Heated Purge: (Y/N) N

Calibration Start Date: 05/17/2011 13:03 Calibration End Date: 05/17/2011 14:51 Calibration ID: 1040

ANALYTE	RRF					CURVE TYPE	COEFFICIENT			#	MIN RRF	%RSD	#	MAX %RSD	R^2 OR COD	#	MIN R^2 OR COD
	LVL 1 LVL 6	LVL 2	LVL 3	LVL 4	LVL 5		B	M1	M2								
n-Butyl acetate	0.0770 0.1499	0.0890	0.1126	0.1332	0.1521	Lin1	-0.208	0.1514							0.9970		0.9900
Cyclohexanone	0.0277 0.0471	0.0357	0.0411	0.0485	0.0545	Lin1	-0.247	0.0502							0.9930		0.9900
1,2,3-Trimethylbenzene	1.5836 2.4367	1.8582	2.1200	2.4053	2.3564	Lin1	-1.016	2.4442							0.9990		0.9900
2-Methylnaphthalene	0.7761	0.9717	1.1300	1.3406	1.2758	Lin1	-1.222	1.3249							0.9980		0.9900

Note: The m1 coefficient is the same as Ave RRF for an Ave curve type.

FORM V
GC/MS VOA INSTRUMENT PERFORMANCE CHECK
BROMOFLUOROBENZENE (BFB)

Lab Name: TestAmerica North Canton Job No.: 240-174-1

SDG No.:

Lab File ID: BFB4150.D BFB Injection Date: 05/25/2011

Instrument ID: A3UX10 BFB Injection Time: 09:57

Analysis Batch No.: 2565

M/E	ION ABUNDANCE CRITERIA	% RELATIVE ABUNDANCE	
50	15.0 - 40.0 % of mass 95	19.8	
75	30.0 - 60.0 % of mass 95	50.9	
95	Base Peak, 100% relative abundance	100.0	
96	5.0 - 9.0 % of mass 95	6.7	
173	Less than 2.0 % of mass 174	0.2	(0.3)1
174	50.0 - 120.00 % of mass 95	86.5	
175	5.0 - 9.0 % of mass 174	6.0	(7.0)1
176	95.0 - 101.0 % of mass 174	83.4	(96.4)1
177	5.0 - 9.0 % of mass 176	5.7	(6.9)2

1-Value is % mass 174 2-Value is % mass 176

THIS CHECK APPLIES TO THE FOLLOWING SAMPLES, MS, MSD, BLANKS AND STANDARDS:

CLIENT SAMPLE ID	LAB SAMPLE ID	LAB FILE ID	DATE ANALYZED	TIME ANALYZED
	CCV8260 240-2565/2	UXX1801.D	05/25/2011	10:23
	CCV 240-2565/3	UXX1802.D	05/25/2011	10:45
	LCS 240-2565/4	UXX1803.D	05/25/2011	11:07
	MB 240-2565/5	UXX1804.D	05/25/2011	11:29
TB-051611	240-174-1	UXX1823.D	05/25/2011	18:28
MW15S-051611	240-174-2	UXX1824.D	05/25/2011	18:49
MW15I-051611	240-174-3	UXX1825.D	05/25/2011	19:10
MW15D-051611	240-174-4	UXX1826.D	05/25/2011	19:32

FORM VII
GC/MS VOA CONTINUING CALIBRATION DATA

Lab Name: TestAmerica North Canton Job No.: 240-174-1

SDG No.:

Lab Sample ID: CCV8260 240-2565/2 Calibration Date: 05/25/2011 10:23

Instrument ID: A3UX10 Calib Start Date: 05/18/2011 09:55

GC Column: DB-624 ID: 0.18(mm) Calib End Date: 05/18/2011 11:43

Lab File ID: UXX1801.D Conc. Units: ng/uL Heated Purge: (Y/N) N

ANALYTE	CURVE TYPE	AVE RRF	RRF	MIN RRF	CALC AMOUNT	SPIKE AMOUNT	%D	MAX %D
Dichlorodifluoromethane	Ave	0.2644	0.1692		0.00640	0.0100	-36.0	50.0
Chloromethane	Ave	0.3035	0.3002	0.1000	0.00989	0.0100	-1.1	50.0
Vinyl chloride	Ave	0.3190	0.2767		0.00867	0.0100	-13.3	20.0
Bromomethane	Ave	0.1481	0.0923		0.00623	0.0100	-37.7	50.0
Chloroethane	Ave	0.1875	0.1457		0.00777	0.0100	-22.3	50.0
Trichlorofluoromethane	Ave	0.2759	0.1923		0.00697	0.0100	-30.3	50.0
Acrolein	Ave	0.0337	0.0363 N1		0.108	0.100	8.0	50.0
1,1-Dichloroethene	Ave	0.2056	0.2217		0.0108	0.0100	7.8	20.0
Acetone	Lin1		0.0796		0.0236	0.0200	18.0	50.0
1,1,2-Trichloro-1,2,2-trichfluoroethane	Ave	0.1904	0.1647		0.00865	0.0100	-13.5	50.0
Iodomethane	Ave	0.3143	0.2764		0.00879	0.0100	-12.1	50.0
Carbon disulfide	Ave	0.4970	0.6102		0.0123	0.0100	22.8	50.0
Acetonitrile	Ave	0.0275	0.0292 N1		0.106	0.100	6.1	50.0
Methyl acetate	Ave	0.1595	0.1851		0.0232	0.0200	16.0	50.0
Methylene Chloride	Lin1		0.2567		0.0112	0.0100	12.0	50.0
tert-Butyl alcohol	Ave	0.0134	0.0144		0.215	0.200	7.7	50.0
Acrylonitrile	Ave	0.0835	0.0954		0.0229	0.0200	14.3	50.0
Methyl tert-butyl ether	Ave	0.5317	0.5968		0.0112	0.0100	12.2	50.0
trans-1,2-Dichloroethene	Ave	0.2185	0.2441		0.0112	0.0100	11.7	50.0
Hexane	Ave	0.0590	0.0521		0.00883	0.0100	-11.7	20.0
1,1-Dichloroethane	Ave	0.3709	0.4318	0.1000	0.0116	0.0100	16.4	50.0
Vinyl acetate	Lin1		0.0336		0.00931	0.0100	-6.9	50.0
2-Butanone	Ave	0.0824	0.0937		0.0227	0.0200	13.6	50.0
cis-1,2-Dichloroethene	Ave	0.2347	0.2518		0.0107	0.0100	7.3	50.0
2,2-Dichloropropane	Ave	0.1724	0.1898		0.0110	0.0100	10.1	50.0
Bromochloromethane	Ave	0.1152	0.1239		0.0108	0.0100	7.5	50.0
Chloroform	Ave	0.3647	0.4192		0.0115	0.0100	14.9	20.0
Tetrahydrofuran	Ave	0.0508	0.0583		0.0115	0.0100	14.8	50.0
1,1,1-Trichloroethane	Ave	0.2669	0.2887		0.0108	0.0100	8.2	50.0
Cyclohexane	Ave	0.3731	0.3673		0.00984	0.0100	-1.6	50.0
1,1-Dichloropropene	Ave	0.2886	0.3249		0.0113	0.0100	12.6	50.0
Carbon tetrachloride	Ave	0.2408	0.2673		0.0111	0.0100	11.0	50.0
1,2-Dichloroethane	Ave	0.2929	0.3404		0.0116	0.0100	16.2	50.0
Benzene	Ave	0.8898	0.9847		0.0111	0.0100	10.7	50.0
Trichloroethene	Ave	0.2195	0.2314		0.0105	0.0100	5.4	50.0
1,2-Dichloropropane	Ave	0.1893	0.2216		0.0117	0.0100	17.1	20.0
Methylcyclohexane	Ave	0.3839	0.3514		0.00915	0.0100	-8.5	50.0
Dibromomethane	Ave	0.1169	0.1341		0.0115	0.0100	14.7	50.0
1,4-Dioxane	Ave	0.0021	0.0021 N1		0.496	0.500	-0.7	50.0
Bromodichloromethane	Ave	0.2144	0.2754		0.0128	0.0100	28.5	50.0

FORM VII
GC/MS VOA CONTINUING CALIBRATION DATA

Lab Name: TestAmerica North Canton Job No.: 240-174-1

SDG No.:

Lab Sample ID: CCV8260 240-2565/2 Calibration Date: 05/25/2011 10:23

Instrument ID: A3UX10 Calib Start Date: 05/18/2011 09:55

GC Column: DB-624 ID: 0.18(mm) Calib End Date: 05/18/2011 11:43

Lab File ID: UXX1801.D Conc. Units: ng/uL Heated Purge: (Y/N) N

ANALYTE	CURVE TYPE	AVE RRF	RRF	MIN RRF	CALC AMOUNT	SPIKE AMOUNT	%D	MAX %D
2-Chloroethyl vinyl ether	Ave	0.0963	0.0959		0.0199	0.0200	-0.4	50.0
cis-1,3-Dichloropropene	Ave	0.2410	0.2932		0.0122	0.0100	21.6	50.0
4-Methyl-2-pentanone	Ave	0.1444	0.1746		0.0242	0.0200	20.9	50.0
Toluene	Ave	1.206	1.375		0.0114	0.0100	14.1	20.0
trans-1,3-Dichloropropene	Lin1		0.3621		0.0112	0.0100	12.0	50.0
Ethyl methacrylate	Lin1		0.3360		0.0106	0.0100	6.0	50.0
1,1,2-Trichloroethane	Ave	0.2284	0.2613		0.0114	0.0100	14.4	50.0
1,3-Dichloropropane	Ave	0.4168	0.4836		0.0116	0.0100	16.0	50.0
Tetrachloroethene	Ave	0.2535	0.2659		0.0105	0.0100	4.9	50.0
2-Hexanone	Ave	0.1335	0.1733		0.0260	0.0200	29.8	50.0
Dibromochloromethane	Ave	0.2029	0.2654		0.0131	0.0100	30.8	50.0
1,2-Dibromoethane	Ave	0.2252	0.2550		0.0113	0.0100	13.2	50.0
Chlorobenzene	Ave	0.8249	0.8996	0.3000	0.0109	0.0100	9.1	50.0
1,1,1,2-Tetrachloroethane	Ave	0.2536	0.3066		0.0121	0.0100	20.9	50.0
Ethylbenzene	Ave	0.4325	0.4809		0.0111	0.0100	11.2	20.0
m-Xylene & p-Xylene	Ave	0.5509	0.6278		0.0228	0.0200	14.0	50.0
o-Xylene	Ave	0.5377	0.6042		0.0112	0.0100	12.4	50.0
Styrene	Ave	0.8436	1.001		0.0119	0.0100	18.6	50.0
Bromoform	Lin1		0.1708	0.1000	0.0119	0.0100	19.0	50.0
Isopropylbenzene	Ave	1.372	1.534		0.0112	0.0100	11.8	50.0
1,1,2,2-Tetrachloroethane	Ave	0.5115	0.5968	0.3000	0.0117	0.0100	16.7	50.0
Bromobenzene	Ave	0.5805	0.6090		0.0105	0.0100	4.9	50.0
1,2,3-Trichloropropane	Ave	0.1813	0.1952		0.0108	0.0100	7.6	50.0
trans-1,4-Dichloro-2-butene	Ave	0.1080	0.1336		0.0124	0.0100	23.8 NT	50.0
n-Propylbenzene	Ave	0.6136	0.6910		0.0113	0.0100	12.6	50.0
2-Chlorotoluene	Ave	0.5534	0.6043		0.0109	0.0100	9.2	50.0
1,3,5-Trimethylbenzene	Ave	1.869	2.136		0.0114	0.0100	14.3	50.0
4-Chlorotoluene	Ave	0.5725	0.6384		0.0112	0.0100	11.5	50.0
tert-Butylbenzene	Ave	1.662	1.760		0.0106	0.0100	5.9	50.0
1,2,4-Trimethylbenzene	Ave	1.923	2.237		0.0116	0.0100	16.3	50.0
sec-Butylbenzene	Ave	2.332	2.590		0.0111	0.0100	11.1	50.0
1,3-Dichlorobenzene	Ave	1.174	1.232		0.0105	0.0100	5.0	50.0
p-Isopropyltoluene	Ave	2.019	2.276		0.0113	0.0100	12.7	50.0
1,4-Dichlorobenzene	Ave	1.232	1.307		0.0106	0.0100	6.1	50.0
n-Butylbenzene	Ave	1.688	1.985		0.0118	0.0100	17.6	50.0
1,2-Dichlorobenzene	Ave	1.177	1.269		0.0108	0.0100	7.8	50.0
1,2-Dibromo-3-Chloropropane	Ave	0.0788	0.0988		0.0125	0.0100	25.4	50.0
1,3,5-Trichlorobenzene	Ave	0.8869	0.8905		0.0100	0.0100	0.4	50.0
1,2,4-Trichlorobenzene	Ave	0.7981	0.7447		0.00933	0.0100	-6.7	50.0
Hexachlorobutadiene	Ave	0.3385	0.3240		0.00957	0.0100	-4.3	50.0
Naphthalene	Ave	1.720	1.594		0.00927	0.0100	-7.3	50.0

FORM VII
GC/MS VOA CONTINUING CALIBRATION DATA

Lab Name: TestAmerica North Canton Job No.: 240-174-1

SDG No.:

Lab Sample ID: CCV8260 240-2565/2 Calibration Date: 05/25/2011 10:23

Instrument ID: A3UX10 Calib Start Date: 05/18/2011 09:55

GC Column: DB-624 ID: 0.18(mm) Calib End Date: 05/18/2011 11:43

Lab File ID: UXX1801.D Conc. Units: ng/uL Heated Purge: (Y/N) N

ANALYTE	CURVE TYPE	AVE RRF	RRF	MIN RRF	CALC AMOUNT	SPIKE AMOUNT	%D	MAX %D
1,2,3-Trichlorobenzene	Ave	0.7470	0.6974		0.00934	0.0100	-6.6	50.0
Dibromofluoromethane (Surr)	Ave	0.1875	0.1854		0.0119	0.0120	-1.1	50.0
1,2-Dichloroethane-d4 (Surr)	Ave	0.2439	0.2363		0.0117	0.0120	-3.1	50.0
Toluene-d8 (Surr)	Ave	1.005	0.996		0.0119	0.0120	-0.9	50.0
4-Bromofluorobenzene (Surr)	Ave	0.3649	0.3934		0.0130	0.0120	7.8	50.0

FORM VII
GC/MS VOA CONTINUING CALIBRATION DATA

Lab Name: TestAmerica North Canton Job No.: 240-174-1

SDG No.:

Lab Sample ID: CCV 240-2565/3 Calibration Date: 05/25/2011 10:45

Instrument ID: A3UX10 Calib Start Date: 05/17/2011 13:03

GC Column: DB-624 ID: 0.18(mm) Calib End Date: 05/17/2011 14:51

Lab File ID: UXX1802.D Conc. Units: ng/uL Heated Purge: (Y/N) N

ANALYTE	CURVE TYPE	AVE RRF	RRF	MIN RRF	CALC AMOUNT	SPIKE AMOUNT	%D	MAX %D
Dichlorofluoromethane	Ave	0.4383	0.4010		0.00915	0.0100	-8.5	50.0
Ethyl ether	Ave	0.2082	0.2150		0.0103	0.0100	3.3	50.0
3-Chloro-1-propene	Ave	0.1019	0.1086		0.0107	0.0100	6.5	50.0
Diisopropyl ether	Ave	0.1940	0.1941		0.0500	0.0500	0.0	50.0
2-Chloro-1,3-butadiene	Ave	0.3289	0.3465		0.0105	0.0100	5.3	50.0
Ethyl-t-butyl ether (ETBE)	Ave	0.5264	0.5200		0.00988	0.0100	-1.2	50.0
Ethyl acetate	Ave	0.1464	0.1636		0.0223	0.0200	11.7	50.0
Propionitrile	Ave	0.0290	0.0314	NT	0.0216	0.0200	8.2	50.0
Methacrylonitrile	Ave	0.1109	0.1239		0.0112	0.0100	11.8	50.0
Isobutyl alcohol	Ave	0.0086	0.0106	NT	0.247	0.200	23.3	NT 50.0
Tert-amyl-methyl ether (TAME)	Ave	0.4375	0.4363		0.00997	0.0100	-0.3	50.0
n-Heptane	Ave	0.0551	0.0445		0.00808	0.0100	-19.2	50.0
n-Butanol	Lin1		0.0073	NT	0.217	0.200	8.7	50.0
Methyl methacrylate	Ave	0.1253	0.1353		0.0108	0.0100	8.0	50.0
2-Nitropropane	Lin1		0.0412	NT	0.0268	0.0200	34.0	NT 50.0
Cyclohexanone	Lin1		0.0485		0.102	0.100	1.5	50.0
1,2,3-Trimethylbenzene	Lin1		2.204		0.00943	0.0100	-5.7	50.0
2-Methylnaphthalene	Lin1		0.6773		0.0111	0.0200	-44.5	NT 50.0

FORM IV
GC/MS VOA METHOD BLANK SUMMARY

Lab Name: TestAmerica North Canton Job No.: 240-174-1

SDG No.:

Lab File ID: UXX1804.D Lab Sample ID: MB 240-2565/5

Matrix: Water Heated Purge:(Y/N) N

Instrument ID: A3UX10 Date Analyzed: 05/25/2011 11:29

GC Column: DB-624 ID: 0.18(mm)

THIS METHOD BLANK APPLIES TO THE FOLLOWING SAMPLES:

CLIENT SAMPLE ID	LAB SAMPLE ID	LAB FILE ID	DATE ANALYZED
	LCS 240-2565/4	UXX1803.D	05/25/2011 11:07
TB-051611	240-174-1	UXX1823.D	05/25/2011 18:28
MW15S-051611	240-174-2	UXX1824.D	05/25/2011 18:49
MW15I-051611	240-174-3	UXX1825.D	05/25/2011 19:10
MW15D-051611	240-174-4	UXX1826.D	05/25/2011 19:32

FORM I
GC/MS VOA ORGANICS ANALYSIS DATA SHEET

Lab Name: TestAmerica North Canton | Job No.: 240-174-1

SDG No.:

Client Sample ID: | Lab Sample ID: MB 240-2565/5

Matrix: Water | Lab File ID: UXX1804.D

Analysis Method: 8260B | Date Collected:

Sample wt/vol: 5(mL) | Date Analyzed: 05/25/2011 11:29

Soil Aliquot Vol: | Dilution Factor: 1

Soil Extract Vol.: | GC Column: DB-624 ID: 0.18(mm)

% Moisture: | Level: (low/med) Low

Analysis Batch No.: 2565 | Units: ug/L

CAS NO.	COMPOUND NAME	RESULT	Q	RL	MDL
67-64-1	Acetone	5.0	U	5.0	1.1
71-43-2	Benzene	1.0	U	1.0	0.13
108-86-1	Bromobenzene	1.0	U	1.0	0.13
74-97-5	Bromochloromethane	1.0	U	1.0	0.29
75-27-4	Bromodichloromethane	1.0	U	1.0	0.15
75-25-2	Bromoform	1.0	U	1.0	0.64
74-83-9	Bromomethane	1.0	U	1.0	0.41
78-93-3	2-Butanone	5.0	U	5.0	0.57
75-15-0	Carbon disulfide	1.0	U	1.0	0.13
56-23-5	Carbon tetrachloride	1.0	U	1.0	0.13
108-90-7	Chlorobenzene	1.0	U	1.0	0.15
75-00-3	Chloroethane	1.0	U	1.0	0.29
110-75-8	2-Chloroethyl vinyl ether	10	U	10	0.99
67-66-3	Chloroform	1.0	U	1.0	0.16
74-87-3	Chloromethane	1.0	U	1.0	0.30
95-49-8	2-Chlorotoluene	1.0	U	1.0	0.11
106-43-4	4-Chlorotoluene	1.0	U	1.0	0.18
156-59-2	cis-1,2-Dichloroethene	1.0	U	1.0	0.17
10061-01-5	cis-1,3-Dichloropropene	1.0	U	1.0	0.14
124-48-1	Dibromochloromethane	1.0	U	1.0	0.18
96-12-8	1,2-Dibromo-3-Chloropropane	5.0	U	5.0	0.67
106-93-4	1,2-Dibromoethane	1.0	U	1.0	0.24
74-95-3	Dibromomethane	1.0	U	1.0	0.28
95-50-1	1,2-Dichlorobenzene	1.0	U	1.0	0.13
541-73-1	1,3-Dichlorobenzene	1.0	U	1.0	0.14
106-46-7	1,4-Dichlorobenzene	1.0	U	1.0	0.13
75-71-8	Dichlorodifluoromethane	1.0	U	1.0	0.31
75-34-3	1,1-Dichloroethane	1.0	U	1.0	0.15
107-06-2	1,2-Dichloroethane	1.0	U	1.0	0.22
75-35-4	1,1-Dichloroethene	1.0	U	1.0	0.19
78-87-5	1,2-Dichloropropane	1.0	U	1.0	0.18
142-28-9	1,3-Dichloropropane	1.0	U	1.0	0.16
594-20-7	2,2-Dichloropropane	1.0	U	1.0	0.13
563-58-6	1,1-Dichloropropene	1.0	U	1.0	0.13
108-20-3	Diisopropyl ether	5.0	U	5.0	1.5
100-41-4	Ethylbenzene	1.0	U	1.0	0.17

FORM I
GC/MS VOA ORGANICS ANALYSIS DATA SHEET

Lab Name: TestAmerica North Canton Job No.: 240-174-1

SDG No.:

Client Sample ID: Lab Sample ID: MB 240-2565/5

Matrix: Water Lab File ID: UXX1804.D

Analysis Method: 8260B Date Collected:

Sample wt/vol: 5(mL) Date Analyzed: 05/25/2011 11:29

Soil Aliquot Vol: Dilution Factor: 1

Soil Extract Vol.: GC Column: DB-624 ID: 0.18(mm)

% Moisture: Level: (low/med) Low

Analysis Batch No.: 2565 Units: ug/L

CAS NO.	COMPOUND NAME	RESULT	Q	RL	MDL
637-92-3	Ethyl-t-butyl ether (ETBE)	5.0	U	5.0	0.11
87-68-3	Hexachlorobutadiene	1.0	U	1.0	0.30
591-78-6	2-Hexanone	5.0	U	5.0	0.41
98-82-8	Isopropylbenzene	1.0	U	1.0	0.13
75-09-2	Methylene Chloride	1.0	U	1.0	0.33
108-10-1	4-Methyl-2-pentanone	5.0	U	5.0	0.32
1634-04-4	Methyl tert-butyl ether	5.0	U	5.0	0.17
179601-23-1	m-Xylene & p-Xylene	2.0	U	2.0	0.24
91-20-3	Naphthalene	0.252	J	1.0	0.24
104-51-8	n-Butylbenzene	1.0	U	1.0	0.12
103-65-1	n-Propylbenzene	1.0	U	1.0	0.14
95-47-6	o-Xylene	1.0	U	1.0	0.14
99-87-6	p-Isopropyltoluene	1.0	U	1.0	0.12
135-98-8	sec-Butylbenzene	1.0	U	1.0	0.13
100-42-5	Styrene	1.0	U	1.0	0.11
994-05-8	Tert-amyl-methyl ether (TAME)	5.0	U	5.0	0.067
75-65-0	tert-Butyl alcohol	20	U	20	3.9
98-06-6	tert-Butylbenzene	1.0	U	1.0	0.13
630-20-6	1,1,1,2-Tetrachloroethane	1.0	U	1.0	0.23
79-34-5	1,1,2,2-Tetrachloroethane	1.0	U	1.0	0.18
127-18-4	Tetrachloroethene	1.0	U	1.0	0.29
108-88-3	Toluene	1.0	U	1.0	0.13
156-60-5	trans-1,2-Dichloroethene	1.0	U	1.0	0.19
10061-02-6	trans-1,3-Dichloropropene	1.0	U	1.0	0.19
87-61-6	1,2,3-Trichlorobenzene	0.300	J	1.0	0.17
120-82-1	1,2,4-Trichlorobenzene	1.0	U	1.0	0.15
71-55-6	1,1,1-Trichloroethane	1.0	U	1.0	0.22
79-01-6	Trichloroethene	1.0	U	1.0	0.17
75-69-4	Trichlorofluoromethane	1.0	U	1.0	0.21
96-18-4	1,2,3-Trichloropropane	1.0	U	1.0	0.43
76-13-1	1,1,2-Trichloro-1,2,2-trichfluoroethane	1.0	U	1.0	0.28
526-73-8	1,2,3-Trimethylbenzene	5.0	U	5.0	0.0059
95-63-6	1,2,4-Trimethylbenzene	1.0	U	1.0	0.12
108-05-4	Vinyl acetate	2.0	U	2.0	0.19
75-01-4	Vinyl chloride	1.0	U	1.0	0.22

FORM I
GC/MS VOA ORGANICS ANALYSIS DATA SHEET

Lab Name: TestAmerica North Canton Job No.: 240-174-1

SDG No.:

Client Sample ID: Lab Sample ID: MB 240-2565/5

Matrix: Water Lab File ID: UXX1804.D

Analysis Method: 8260B Date Collected:

Sample wt/vol: 5(mL) Date Analyzed: 05/25/2011 11:29

Soil Aliquot Vol: Dilution Factor: 1

Soil Extract Vol.: GC Column: DB-624 ID: 0.18(mm)

% Moisture: Level: (low/med) Low

Analysis Batch No.: 2565 Units: ug/L

CAS NO.	COMPOUND NAME	RESULT	Q	RL	MDL
1330-20-7	Xylenes, Total	2.0	U	2.0	0.28

CAS NO.	SURROGATE	%REC	Q	LIMITS
460-00-4	4-Bromofluorobenzene (Surr)	92		66-117
1868-53-7	Dibromofluoromethane (Surr)	96		75-121
17060-07-0	1,2-Dichloroethane-d4 (Surr)	98		63-129
2037-26-5	Toluene-d8 (Surr)	95		74-115

FORM I
GC/MS VOA ORGANICS ANALYSIS DATA SHEET
TENTATIVELY IDENTIFIED COMPOUNDS

Lab Name: TestAmerica North Canton | Job No.: 240-174-1

SDG No.:

Client Sample ID: | Lab Sample ID: MB 240-2565/5

Matrix: Water | Lab File ID: UXX1804.D

Analysis Method: 8260B | Date Collected:

Sample wt/vol: 5(mL) | Date Analyzed: 05/25/2011 11:29

Soil Aliquot Vol: | Dilution Factor: 1

Soil Extract Vol.: | GC Column: DB-624 ID: 0.18(mm)

% Moisture: | Level: (low/med) Low

Analysis Batch No.: 2565 | Units: ug/L

Number TICs Found: 1 | TIC Result Total: 1.05

CAS NO.	COMPOUND NAME	RT	RESULT	Q
	Tentatively Identified Compound		None	
91-57-6	2-Methylnaphthalene	13.56	1.05	J

FORM I-TIC 8260B

FORM V
GC/MS VOA INSTRUMENT PERFORMANCE CHECK
BROMOFLUOROBENZENE (BFB)

Lab Name: TestAmerica North Canton Job No.: 240-174-1

SDG No.:

Lab File ID: BFB4160.D BFB Injection Date: 06/01/2011

Instrument ID: A3UX10 BFB Injection Time: 13:20

Analysis Batch No.: 3253

M/E	ION ABUNDANCE CRITERIA	% RELATIVE ABUNDANCE	
50	15.0 - 40.0 % of mass 95	19.2	
75	30.0 - 60.0 % of mass 95	50.5	
95	Base Peak, 100% relative abundance	100.0	
96	5.0 - 9.0 % of mass 95	6.7	
173	Less than 2.0 % of mass 174	0.1	(0.1)1
174	50.0 - 120.00 % of mass 95	84.9	
175	5.0 - 9.0 % of mass 174	5.7	(6.8)1
176	95.0 - 101.0 % of mass 174	81.7	(96.2)1
177	5.0 - 9.0 % of mass 176	5.3	(6.4)2

1-Value is % mass 174 2-Value is % mass 176

THIS CHECK APPLIES TO THE FOLLOWING SAMPLES, MS, MSD, BLANKS AND STANDARDS:

CLIENT SAMPLE ID	LAB SAMPLE ID	LAB FILE ID	DATE ANALYZED	TIME ANALYZED
	CCV8260 240-3253/2	UXX2070.D	06/01/2011	13:44
	CCV 240-3253/3	UXX2071.D	06/01/2011	14:06
	LCS 240-3253/4	UXX2072.D	06/01/2011	14:27
	MB 240-3253/5	UXX2073.D	06/01/2011	14:49
TB-051811	240-271-1	UXX2083.D	06/01/2011	18:35
MW16S-051811	240-271-2	UXX2084.D	06/01/2011	18:56
MW16I-051811	240-271-3	UXX2085.D	06/01/2011	19:17
MW16D-051811	240-271-4	UXX2086.D	06/01/2011	19:39

FORM VII
GC/MS VOA CONTINUING CALIBRATION DATA

Lab Name: TestAmerica North Canton Job No.: 240-174-1

SDG No.:

Lab Sample ID: CCV8260 240-3253/2 Calibration Date: 06/01/2011 13:44

Instrument ID: A3UX10 Calib Start Date: 05/18/2011 09:55

GC Column: DB-624 ID: 0.18(mm) Calib End Date: 05/18/2011 11:43

Lab File ID: UXX2070.D Conc. Units: ng/uL Heated Purge: (Y/N) N

ANALYTE	CURVE TYPE	AVE RRF	RRF	MIN RRF	CALC AMOUNT	SPIKE AMOUNT	%D	MAX %D
Dichlorodifluoromethane	Ave	0.2644	0.1850		0.00700	0.0100	-30.0	50.0
Chloromethane	Ave	0.3035	0.3014	0.1000	0.00993	0.0100	-0.7	50.0
Vinyl chloride	Ave	0.3190	0.3031		0.00950	0.0100	-5.0	20.0
Bromomethane	Ave	0.1481	0.0907		0.00613	0.0100	-38.7	50.0
Chloroethane	Ave	0.1875	0.1516		0.00808	0.0100	-19.2	50.0
Trichlorofluoromethane	Ave	0.2759	0.2221		0.00805	0.0100	-19.5	50.0
Acrolein	Ave	0.0337	0.0349 NT		0.104	0.100	3.7	50.0
1,1-Dichloroethene	Ave	0.2056	0.2020		0.00983	0.0100	-1.7	20.0
Acetone	Lin1		0.0780		0.0232	0.0200	16.0	50.0
1,1,2-Trichloro-1,2,2-trichfluoroethane	Ave	0.1904	0.1677		0.00881	0.0100	-11.9	50.0
Iodomethane	Ave	0.3143	0.2767		0.00881	0.0100	-11.9	50.0
Carbon disulfide	Ave	0.4970	0.5438		0.0109	0.0100	9.4	50.0
Acetonitrile	Ave	0.0275	0.0222 NT		0.0807	0.100	-19.3	50.0
Methyl acetate	Ave	0.1595	0.1899		0.0238	0.0200	19.0	50.0
Methylene Chloride	Lin1		0.2421		0.0105	0.0100	5.0	50.0
tert-Butyl alcohol	Ave	0.0134	0.0123		0.183	0.200	-8.4	50.0
Acrylonitrile	Ave	0.0835	0.0962		0.0230	0.0200	15.2	50.0
Methyl tert-butyl ether	Ave	0.5317	0.5835		0.0110	0.0100	9.7	50.0
trans-1,2-Dichloroethene	Ave	0.2185	0.2270		0.0104	0.0100	3.9	50.0
Hexane	Ave	0.0590	0.0584		0.00990	0.0100	-1.0	20.0
1,1-Dichloroethane	Ave	0.3709	0.4111	0.1000	0.0111	0.0100	10.8	50.0
Vinyl acetate	Lin1		0.0381		0.0105	0.0100	5.0	50.0
2-Butanone	Ave	0.0824	0.0963		0.0234	0.0200	16.9	50.0
cis-1,2-Dichloroethene	Ave	0.2347	0.2345		0.0100	0.0100	-0.0	50.0
2,2-Dichloropropane	Ave	0.1724	0.1930		0.0112	0.0100	11.9	50.0
Bromochloromethane	Ave	0.1152	0.1150		0.00998	0.0100	-0.2	50.0
Tetrahydrofuran	Ave	0.0508	0.0594		0.0117	0.0100	17.1	50.0
Chloroform	Ave	0.3647	0.3879		0.0106	0.0100	6.4	20.0
1,1,1-Trichloroethane	Ave	0.2669	0.2803		0.0105	0.0100	5.0	50.0
Cyclohexane	Ave	0.3731	0.4002		0.0107	0.0100	7.3	50.0
1,1-Dichloropropene	Ave	0.2886	0.3168		0.0110	0.0100	9.8	50.0
Carbon tetrachloride	Ave	0.2408	0.2611		0.0108	0.0100	8.4	50.0
1,2-Dichloroethane	Ave	0.2929	0.3162		0.0108	0.0100	7.9	50.0
Benzene	Ave	0.8898	0.9266		0.0104	0.0100	4.1	50.0
Trichloroethene	Ave	0.2195	0.2176		0.00991	0.0100	-0.9	50.0
1,2-Dichloropropane	Ave	0.1893	0.2151		0.0114	0.0100	13.6	20.0
Methylcyclohexane	Ave	0.3839	0.3942		0.0103	0.0100	2.7	50.0
Dibromomethane	Ave	0.1169	0.1271		0.0109	0.0100	8.8	50.0
1,4-Dioxane	Ave	0.0021	0.0015 NT		0.363	0.500	-27.4 NT	50.0
Bromodichloromethane	Ave	0.2144	0.2529		0.0118	0.0100	18.0	50.0

FORM VII
GC/MS VOA CONTINUING CALIBRATION DATA

Lab Name: TestAmerica North Canton Job No.: 240-174-1

SDG No.:

Lab Sample ID: CCV8260 240-3253/2 Calibration Date: 06/01/2011 13:44

Instrument ID: A3UX10 Calib Start Date: 05/18/2011 09:55

GC Column: DB-624 ID: 0.18(mm) Calib End Date: 05/18/2011 11:43

Lab File ID: UXX2070.D Conc. Units: ng/uL Heated Purge: (Y/N) N

ANALYTE	CURVE TYPE	AVE RRF	RRF	MIN RRF	CALC AMOUNT	SPIKE AMOUNT	%D	MAX %D
2-Chloroethyl vinyl ether	Ave	0.0963	0.1089		0.0226	0.0200	13.1	50.0
cis-1,3-Dichloropropene	Ave	0.2410	0.2869		0.0119	0.0100	19.1	50.0
4-Methyl-2-pentanone	Ave	0.1444	0.1781		0.0247	0.0200	23.3	50.0
Toluene	Ave	1.206	1.312		0.0109	0.0100	8.8	20.0
trans-1,3-Dichloropropene	Lin1		0.3564		0.0110	0.0100	10.0	50.0
Ethyl methacrylate	Lin1		0.3157		0.00997	0.0100	-0.3	50.0
1,1,2-Trichloroethane	Ave	0.2284	0.2489		0.0109	0.0100	9.0	50.0
1,3-Dichloropropane	Ave	0.4168	0.4601		0.0110	0.0100	10.4	50.0
Tetrachloroethene	Ave	0.2535	0.2557		0.0101	0.0100	0.9	50.0
2-Hexanone	Ave	0.1335	0.1670		0.0250	0.0200	25.1	50.0
Dibromochloromethane	Ave	0.2029	0.2507		0.0124	0.0100	23.6	50.0
1,2-Dibromoethane	Ave	0.2252	0.2412		0.0107	0.0100	7.1	50.0
Chlorobenzene	Ave	0.8249	0.8355	0.3000	0.0101	0.0100	1.3	50.0
1,1,1,2-Tetrachloroethane	Ave	0.2536	0.2849		0.0112	0.0100	12.4	50.0
Ethylbenzene	Ave	0.4325	0.4446		0.0103	0.0100	2.8	20.0
m-Xylene & p-Xylene	Ave	0.5509	0.5772		0.0210	0.0200	4.8	50.0
o-Xylene	Ave	0.5377	0.5604		0.0104	0.0100	4.2	50.0
Styrene	Ave	0.8436	0.8968		0.0106	0.0100	6.3	50.0
Bromoform	Lin1		0.1538	0.1000	0.0108	0.0100	8.0	50.0
Isopropylbenzene	Ave	1.372	1.413		0.0103	0.0100	3.0	50.0
1,1,2,2-Tetrachloroethane	Ave	0.5115	0.6088	0.3000	0.0119	0.0100	19.0	50.0
Bromobenzene	Ave	0.5805	0.5865		0.0101	0.0100	1.0	50.0
1,2,3-Trichloropropane	Ave	0.1813	0.1925		0.0106	0.0100	6.1	50.0
trans-1,4-Dichloro-2-butene	Ave	0.1080	0.1284		0.0119	0.0100	19.0	50.0
n-Propylbenzene	Ave	0.6136	0.6740		0.0110	0.0100	9.8	50.0
2-Chlorotoluene	Ave	0.5534	0.5961		0.0108	0.0100	7.7	50.0
1,3,5-Trimethylbenzene	Ave	1.869	2.106		0.0113	0.0100	12.7	50.0
4-Chlorotoluene	Ave	0.5725	0.6136		0.0107	0.0100	7.2	50.0
tert-Butylbenzene	Ave	1.662	1.766		0.0106	0.0100	6.3	50.0
1,2,4-Trimethylbenzene	Ave	1.923	2.160		0.0112	0.0100	12.3	50.0
sec-Butylbenzene	Ave	2.332	2.566		0.0110	0.0100	10.0	50.0
1,3-Dichlorobenzene	Ave	1.174	1.160		0.00988	0.0100	-1.2	50.0
p-Isopropyltoluene	Ave	2.019	2.213		0.0110	0.0100	9.6	50.0
1,4-Dichlorobenzene	Ave	1.232	1.203		0.00976	0.0100	-2.4	50.0
n-Butylbenzene	Ave	1.688	1.901		0.0113	0.0100	12.6	50.0
1,2-Dichlorobenzene	Ave	1.177	1.168		0.00992	0.0100	-0.8	50.0
1,2-Dibromo-3-Chloropropane	Ave	0.0788	0.0958		0.0122	0.0100	21.6	50.0
1,3,5-Trichlorobenzene	Ave	0.8869	0.8300		0.00936	0.0100	-6.4	50.0
1,2,4-Trichlorobenzene	Ave	0.7981	0.7049		0.00883	0.0100	-11.7	50.0
Hexachlorobutadiene	Ave	0.3385	0.3121		0.00922	0.0100	-7.8	50.0
Naphthalene	Ave	1.720	1.566		0.00911	0.0100	-8.9	50.0

FORM VII
GC/MS VOA CONTINUING CALIBRATION DATA

Lab Name: TestAmerica North Canton Job No.: 240-174-1

SDG No.:

Lab Sample ID: CCV8260 240-3253/2 Calibration Date: 06/01/2011 13:44

Instrument ID: A3UX10 Calib Start Date: 05/18/2011 09:55

GC Column: DB-624 ID: 0.18(mm) Calib End Date: 05/18/2011 11:43

Lab File ID: UXX2070.D Conc. Units: ng/uL Heated Purge: (Y/N) N

ANALYTE	CURVE TYPE	AVE RRF	RRF	MIN RRF	CALC AMOUNT	SPIKE AMOUNT	%D	MAX %D
1,2,3-Trichlorobenzene	Ave	0.7470	0.6643		0.00889	0.0100	-11.1	50.0
Dibromofluoromethane (Surr)	Ave	0.1875	0.1792		0.0115	0.0120	-4.5	50.0
1,2-Dichloroethane-d4 (Surr)	Ave	0.2439	0.2358		0.0116	0.0120	-3.3	50.0
Toluene-d8 (Surr)	Ave	1.005	1.018		0.0122	0.0120	1.3	50.0
4-Bromofluorobenzene (Surr)	Ave	0.3649	0.3940		0.0130	0.0120	8.0	50.0

FORM VII
GC/MS VOA CONTINUING CALIBRATION DATA

Lab Name: TestAmerica North Canton Job No.: 240-174-1

SDG No.:

Lab Sample ID: CCV 240-3253/3 Calibration Date: 06/01/2011 14:06

Instrument ID: A3UX10 Calib Start Date: 05/17/2011 13:03

GC Column: DB-624 ID: 0.18(mm) Calib End Date: 05/17/2011 14:51

Lab File ID: UXX2071.D Conc. Units: ng/uL Heated Purge: (Y/N) N

ANALYTE	CURVE TYPE	AVE RRF	RRF	MIN RRF	CALC AMOUNT	SPIKE AMOUNT	%D	MAX %D
Dichlorofluoromethane	Ave	0.4383	0.3751		0.00856	0.0100	-14.4	50.0
Ethyl ether	Ave	0.2082	0.2010		0.00965	0.0100	-3.5	50.0
3-Chloro-1-propene	Ave	0.1019	0.1067		0.0105	0.0100	4.7	50.0
Diisopropyl ether	Ave	0.1940	0.1840		0.0474	0.0500	-5.1	50.0
2-Chloro-1,3-butadiene	Ave	0.3289	0.3422		0.0104	0.0100	4.0	50.0
Ethyl-t-butyl ether (ETBE)	Ave	0.5264	0.5240		0.00995	0.0100	-0.5	50.0
Propionitrile	Ave	0.0290	0.0313	NT	0.0216	0.0200	7.9	50.0
Ethyl acetate	Ave	0.1464	0.1672		0.0228	0.0200	14.2	50.0
Methacrylonitrile	Ave	0.1109	0.1208		0.0109	0.0100	9.0	50.0
Isobutyl alcohol	Ave	0.0086	0.0091	NT	0.212	0.200	5.8	50.0
Tert-amyl-methyl ether (TAME)	Ave	0.4375	0.4422		0.0101	0.0100	1.1	50.0
n-Heptane	Ave	0.0551	0.0528		0.00958	0.0100	-4.2	50.0
n-Butanol	Lin1		0.0067	NT	0.198	0.200	-0.9	50.0
Methyl methacrylate	Ave	0.1253	0.1329		0.0106	0.0100	6.0	50.0
2-Nitropropane	Lin1		0.0372	NT	0.0243	0.0200	21.5 NT	50.0
Cyclohexanone	Lin1		0.0457	NT	0.0959	0.100	-4.1	50.0
1,2,3-Trimethylbenzene	Lin1		2.102		0.00901	0.0100	-9.9	50.0
2-Methylnaphthalene	Lin1		0.7316		0.0120	0.0200	-40.0 NT	50.0

FORM IV
GC/MS VOA METHOD BLANK SUMMARY

Lab Name: TestAmerica North Canton Job No.: 240-174-1

SDG No.:

Lab File ID: UXX2073.D Lab Sample ID: MB 240-3253/5

Matrix: Water Heated Purge:(Y/N) N

Instrument ID: A3UX10 Date Analyzed: 06/01/2011 14:49

GC Column: DB-624 ID: 0.18(mm)

THIS METHOD BLANK APPLIES TO THE FOLLOWING SAMPLES:

CLIENT SAMPLE ID	LAB SAMPLE ID	LAB FILE ID	DATE ANALYZED
	LCS 240-3253/4	UXX2072.D	06/01/2011 14:27
TB-051811	240-271-1	UXX2083.D	06/01/2011 18:35
MW16S-051811	240-271-2	UXX2084.D	06/01/2011 18:56
MW16I-051811	240-271-3	UXX2085.D	06/01/2011 19:17
MW16D-051811	240-271-4	UXX2086.D	06/01/2011 19:39

FORM I
GC/MS VOA ORGANICS ANALYSIS DATA SHEET

Lab Name: TestAmerica North Canton | Job No.: 240-174-1

SDG No.:

Client Sample ID: | Lab Sample ID: MB 240-3253/5

Matrix: Water | Lab File ID: UXX2073.D

Analysis Method: 8260B | Date Collected:

Sample wt/vol: 5(mL) | Date Analyzed: 06/01/2011 14:49

Soil Aliquot Vol: | Dilution Factor: 1

Soil Extract Vol.: | GC Column: DB-624 ID: 0.18(mm)

% Moisture: | Level: (low/med) Low

Analysis Batch No.: 3253 | Units: ug/L

CAS NO.	COMPOUND NAME	RESULT	Q	RL	MDL
67-64-1	Acetone	5.0	U	5.0	1.1
71-43-2	Benzene	1.0	U	1.0	0.13
108-86-1	Bromobenzene	1.0	U	1.0	0.13
74-97-5	Bromochloromethane	1.0	U	1.0	0.29
75-27-4	Bromodichloromethane	1.0	U	1.0	0.15
75-25-2	Bromoform	1.0	U	1.0	0.64
74-83-9	Bromomethane	1.0	U	1.0	0.41
78-93-3	2-Butanone	5.0	U	5.0	0.57
75-15-0	Carbon disulfide	1.0	U	1.0	0.13
56-23-5	Carbon tetrachloride	1.0	U	1.0	0.13
108-90-7	Chlorobenzene	1.0	U	1.0	0.15
75-00-3	Chloroethane	1.0	U	1.0	0.29
110-75-8	2-Chloroethyl vinyl ether	10	U	10	0.99
67-66-3	Chloroform	1.0	U	1.0	0.16
74-87-3	Chloromethane	1.0	U	1.0	0.30
95-49-8	2-Chlorotoluene	1.0	U	1.0	0.11
106-43-4	4-Chlorotoluene	1.0	U	1.0	0.18
156-59-2	cis-1,2-Dichloroethene	1.0	U	1.0	0.17
10061-01-5	cis-1,3-Dichloropropene	1.0	U	1.0	0.14
124-48-1	Dibromochloromethane	1.0	U	1.0	0.18
96-12-8	1,2-Dibromo-3-Chloropropane	5.0	U	5.0	0.67
106-93-4	1,2-Dibromoethane	1.0	U	1.0	0.24
74-95-3	Dibromomethane	1.0	U	1.0	0.28
95-50-1	1,2-Dichlorobenzene	1.0	U	1.0	0.13
541-73-1	1,3-Dichlorobenzene	1.0	U	1.0	0.14
106-46-7	1,4-Dichlorobenzene	1.0	U	1.0	0.13
75-71-8	Dichlorodifluoromethane	1.0	U	1.0	0.31
75-34-3	1,1-Dichloroethane	1.0	U	1.0	0.15
107-06-2	1,2-Dichloroethane	1.0	U	1.0	0.22
75-35-4	1,1-Dichloroethene	1.0	U	1.0	0.19
78-87-5	1,2-Dichloropropane	1.0	U	1.0	0.18
142-28-9	1,3-Dichloropropane	1.0	U	1.0	0.16
594-20-7	2,2-Dichloropropane	1.0	U	1.0	0.13
563-58-6	1,1-Dichloropropene	1.0	U	1.0	0.13
108-20-3	Diisopropyl ether	5.0	U	5.0	1.5
100-41-4	Ethylbenzene	1.0	U	1.0	0.17

FORM I
GC/MS VOA ORGANICS ANALYSIS DATA SHEET

Lab Name: TestAmerica North Canton | Job No.: 240-174-1

SDG No.:

Client Sample ID: | Lab Sample ID: MB 240-3253/5

Matrix: Water | Lab File ID: UXX2073.D

Analysis Method: 8260B | Date Collected:

Sample wt/vol: 5(mL) | Date Analyzed: 06/01/2011 14:49

Soil Aliquot Vol: | Dilution Factor: 1

Soil Extract Vol.: | GC Column: DB-624 ID: 0.18(mm)

% Moisture: | Level: (low/med) Low

Analysis Batch No.: 3253 | Units: ug/L

CAS NO.	COMPOUND NAME	RESULT	Q	RL	MDL
637-92-3	Ethyl-t-butyl ether (ETBE)	5.0	U	5.0	0.11
87-68-3	Hexachlorobutadiene	1.0	U	1.0	0.30
591-78-6	2-Hexanone	5.0	U	5.0	0.41
98-82-8	Isopropylbenzene	1.0	U	1.0	0.13
75-09-2	Methylene Chloride	1.0	U	1.0	0.33
108-10-1	4-Methyl-2-pentanone	5.0	U	5.0	0.32
1634-04-4	Methyl tert-butyl ether	5.0	U	5.0	0.17
179601-23-1	m-Xylene & p-Xylene	2.0	U	2.0	0.24
91-20-3	Naphthalene	1.0	U	1.0	0.24
104-51-8	n-Butylbenzene	1.0	U	1.0	0.12
103-65-1	n-Propylbenzene	1.0	U	1.0	0.14
95-47-6	o-Xylene	1.0	U	1.0	0.14
99-87-6	p-Isopropyltoluene	1.0	U	1.0	0.12
135-98-8	sec-Butylbenzene	1.0	U	1.0	0.13
100-42-5	Styrene	1.0	U	1.0	0.11
994-05-8	Tert-amyl-methyl ether (TAME)	5.0	U	5.0	0.067
75-65-0	tert-Butyl alcohol	20	U	20	3.9
98-06-6	tert-Butylbenzene	1.0	U	1.0	0.13
630-20-6	1,1,1,2-Tetrachloroethane	1.0	U	1.0	0.23
79-34-5	1,1,2,2-Tetrachloroethane	1.0	U	1.0	0.18
127-18-4	Tetrachloroethene	1.0	U	1.0	0.29
108-88-3	Toluene	1.0	U	1.0	0.13
156-60-5	trans-1,2-Dichloroethene	1.0	U	1.0	0.19
10061-02-6	trans-1,3-Dichloropropene	1.0	U	1.0	0.19
87-61-6	1,2,3-Trichlorobenzene	0.271	J	1.0	0.17
120-82-1	1,2,4-Trichlorobenzene	1.0	U	1.0	0.15
71-55-6	1,1,1-Trichloroethane	1.0	U	1.0	0.22
79-01-6	Trichloroethene	1.0	U	1.0	0.17
75-69-4	Trichlorofluoromethane	1.0	U	1.0	0.21
96-18-4	1,2,3-Trichloropropane	1.0	U	1.0	0.43
76-13-1	1,1,2-Trichloro-1,2,2-trichfluoroethane	1.0	U	1.0	0.28
526-73-8	1,2,3-Trimethylbenzene	5.0	U	5.0	0.0059
95-63-6	1,2,4-Trimethylbenzene	1.0	U	1.0	0.12
108-05-4	Vinyl acetate	2.0	U	2.0	0.19
75-01-4	Vinyl chloride	1.0	U	1.0	0.22

FORM I
GC/MS VOA ORGANICS ANALYSIS DATA SHEET

Lab Name: TestAmerica North Canton Job No.: 240-174-1

SDG No.:

Client Sample ID: Lab Sample ID: MB 240-3253/5

Matrix: Water Lab File ID: UXX2073.D

Analysis Method: 8260B Date Collected:

Sample wt/vol: 5(mL) Date Analyzed: 06/01/2011 14:49

Soil Aliquot Vol: Dilution Factor: 1

Soil Extract Vol.: GC Column: DB-624 ID: 0.18(mm)

% Moisture: Level: (low/med) Low

Analysis Batch No.: 3253 Units: ug/L

CAS NO.	COMPOUND NAME	RESULT	Q	RL	MDL
1330-20-7	Xylenes, Total	2.0	U	2.0	0.28

CAS NO.	SURROGATE	%REC	Q	LIMITS
460-00-4	4-Bromofluorobenzene (Surr)	96		66-117
1868-53-7	Dibromofluoromethane (Surr)	91		75-121
17060-07-0	1,2-Dichloroethane-d4 (Surr)	95		63-129
2037-26-5	Toluene-d8 (Surr)	93		74-115

FORM I
GC/MS VOA ORGANICS ANALYSIS DATA SHEET
TENTATIVELY IDENTIFIED COMPOUNDS

Lab Name: TestAmerica North Canton | Job No.: 240-174-1

SDG No.:

Client Sample ID: | Lab Sample ID: MB 240-3253/5

Matrix: Water | Lab File ID: UXX2073.D

Analysis Method: 8260B | Date Collected:

Sample wt/vol: 5(mL) | Date Analyzed: 06/01/2011 14:49

Soil Aliquot Vol: | Dilution Factor: 1

Soil Extract Vol.: | GC Column: DB-624 ID: 0.18(mm)

% Moisture: | Level: (low/med) Low

Analysis Batch No.: 3253 | Units: ug/L

Number TICs Found: 1 | TIC Result Total: 1.03

CAS NO.	COMPOUND NAME	RT	RESULT	Q
	Tentatively Identified Compound		None	
91-57-6	2-Methylnaphthalene	13.57	1.03	J

FORM V
GC/MS VOA INSTRUMENT PERFORMANCE CHECK
BROMOFLUOROBENZENE (BFB)

Lab Name: TestAmerica North Canton Job No.: 240-174-1

SDG No.:

Lab File ID: BFB4161.D BFB Injection Date: 06/02/2011

Instrument ID: A3UX10 BFB Injection Time: 14:41

Analysis Batch No.: 3428

M/E	ION ABUNDANCE CRITERIA	% RELATIVE ABUNDANCE	
50	15.0 - 40.0 % of mass 95	19.2	
75	30.0 - 60.0 % of mass 95	50.4	
95	Base Peak, 100% relative abundance	100.0	
96	5.0 - 9.0 % of mass 95	6.8	
173	Less than 2.0 % of mass 174	0.4	(0.5)1
174	50.0 - 120.00 % of mass 95	83.9	
175	5.0 - 9.0 % of mass 174	6.2	(7.4)1
176	95.0 - 101.0 % of mass 174	80.5	(96.0)1
177	5.0 - 9.0 % of mass 176	5.4	(6.7)2

1-Value is % mass 174 2-Value is % mass 176

THIS CHECK APPLIES TO THE FOLLOWING SAMPLES, MS, MSD, BLANKS AND STANDARDS:

CLIENT SAMPLE ID	LAB SAMPLE ID	LAB FILE ID	DATE ANALYZED	TIME ANALYZED
	CCV8260 240-3428/2	UXX2102.D	06/02/2011	15:16
	CCV 240-3428/3	UXX2103.D	06/02/2011	15:38
	LCS 240-3428/4	UXX2104.D	06/02/2011	16:00
	MB 240-3428/5	UXX2105.D	06/02/2011	16:22
MW16S-051811 DL	240-271-2 DL	UXX2125.D	06/02/2011	23:57
MW16I-051811 DL	240-271-3 DL	UXX2127.D	06/03/2011	00:40

FORM VII
GC/MS VOA CONTINUING CALIBRATION DATA

Lab Name: TestAmerica North Canton Job No.: 240-174-1

SDG No.:

Lab Sample ID: CCV8260 240-3428/2 Calibration Date: 06/02/2011 15:16

Instrument ID: A3UX10 Calib Start Date: 05/18/2011 09:55

GC Column: DB-624 ID: 0.18(mm) Calib End Date: 05/18/2011 11:43

Lab File ID: UXX2102.D Conc. Units: ng/uL Heated Purge: (Y/N) N

ANALYTE	CURVE TYPE	AVE RRF	RRF	MIN RRF	CALC AMOUNT	SPIKE AMOUNT	%D	MAX %D
Dichlorodifluoromethane	Ave	0.2644	0.2392		0.00905	0.0100	-9.5	50.0
Chloromethane	Ave	0.3035	0.3499	0.1000	0.0115	0.0100	15.3	50.0
Vinyl chloride	Ave	0.3190	0.3413		0.0107	0.0100	7.0	20.0
Bromomethane	Ave	0.1481	0.1088		0.00735	0.0100	-26.5	50.0
Chloroethane	Ave	0.1875	0.1668		0.00889	0.0100	-11.1	50.0
Trichlorofluoromethane	Ave	0.2759	0.2330		0.00845	0.0100	-15.5	50.0
Acrolein	Ave	0.0337	0.0355 NT		0.105	0.100	5.4	50.0
1,1-Dichloroethene	Ave	0.2056	0.2005		0.00975	0.0100	-2.5	20.0
Acetone	Lin1		0.0779		0.0231	0.0200	15.5	50.0
1,1,2-Trichloro-1,2,2-trichfluoroethane	Ave	0.1904	0.1650		0.00867	0.0100	-13.3	50.0
Iodomethane	Ave	0.3143	0.2627		0.00836	0.0100	-16.4	50.0
Carbon disulfide	Ave	0.4970	0.5166		0.0104	0.0100	3.9	50.0
Acetonitrile	Ave	0.0275	0.0295 NT		0.107	0.100	7.4	50.0
Methyl acetate	Ave	0.1595	0.1828		0.0229	0.0200	14.6	50.0
Methylene Chloride	Lin1		0.2577		0.0112	0.0100	12.0	50.0
tert-Butyl alcohol	Ave	0.0134	0.0143		0.213	0.200	6.7	50.0
Acrylonitrile	Ave	0.0835	0.0949		0.0227	0.0200	13.6	50.0
Methyl tert-butyl ether	Ave	0.5317	0.5686		0.0107	0.0100	6.9	50.0
trans-1,2-Dichloroethene	Ave	0.2185	0.2226		0.0102	0.0100	1.8	50.0
Hexane	Ave	0.0590	0.0568		0.00962	0.0100	-3.8	20.0
1,1-Dichloroethane	Ave	0.3709	0.3999	0.1000	0.0108	0.0100	7.8	50.0
Vinyl acetate	Lin1		0.0333		0.00924	0.0100	-7.6	50.0
2-Butanone	Ave	0.0824	0.0965		0.0234	0.0200	17.1	50.0
cis-1,2-Dichloroethene	Ave	0.2347	0.2335		0.00995	0.0100	-0.5	50.0
2,2-Dichloropropane	Ave	0.1724	0.1826		0.0106	0.0100	5.9	50.0
Bromochloromethane	Ave	0.1152	0.1114		0.00967	0.0100	-3.3	50.0
Tetrahydrofuran	Ave	0.0508	0.0582		0.0115	0.0100	14.6	50.0
Chloroform	Ave	0.3647	0.3819		0.0105	0.0100	4.7	20.0
1,1,1-Trichloroethane	Ave	0.2669	0.2682		0.0100	0.0100	0.5	50.0
Cyclohexane	Ave	0.3731	0.4015		0.0108	0.0100	7.6	50.0
1,1-Dichloropropene	Ave	0.2886	0.3080		0.0107	0.0100	6.7	50.0
Carbon tetrachloride	Ave	0.2408	0.2507		0.0104	0.0100	4.1	50.0
1,2-Dichloroethane	Ave	0.2929	0.3115		0.0106	0.0100	6.4	50.0
Benzene	Ave	0.8898	0.9200		0.0103	0.0100	3.4	50.0
Trichloroethene	Ave	0.2195	0.2151		0.00980	0.0100	-2.0	50.0
1,2-Dichloropropane	Ave	0.1893	0.2098		0.0111	0.0100	10.9	20.0
Methylcyclohexane	Ave	0.3839	0.3955		0.0103	0.0100	3.0	50.0
Dibromomethane	Ave	0.1169	0.1230		0.0105	0.0100	5.3	50.0
1,4-Dioxane	Ave	0.0021	0.0021 NT		0.482	0.500	-3.6	50.0
Bromodichloromethane	Ave	0.2144	0.2504		0.0117	0.0100	16.8	50.0

FORM VII
GC/MS VOA CONTINUING CALIBRATION DATA

Lab Name: TestAmerica North Canton Job No.: 240-174-1

SDG No.:

Lab Sample ID: CCV8260 240-3428/2 Calibration Date: 06/02/2011 15:16

Instrument ID: A3UX10 Calib Start Date: 05/18/2011 09:55

GC Column: DB-624 ID: 0.18(mm) Calib End Date: 05/18/2011 11:43

Lab File ID: UXX2102.D Conc. Units: ng/uL Heated Purge: (Y/N) N

ANALYTE	CURVE TYPE	AVE RRF	RRF	MIN RRF	CALC AMOUNT	SPIKE AMOUNT	%D	MAX %D
2-Chloroethyl vinyl ether	Ave	0.0963	0.0858		0.0178	0.0200	-10.9	50.0
cis-1,3-Dichloropropene	Ave	0.2410	0.2837		0.0118	0.0100	17.7	50.0
4-Methyl-2-pentanone	Ave	0.1444	0.1814		0.0251	0.0200	25.6	50.0
Toluene	Ave	1.206	1.264		0.0105	0.0100	4.8	20.0
trans-1,3-Dichloropropene	Lin1		0.3416		0.0106	0.0100	6.0	50.0
Ethyl methacrylate	Lin1		0.3202		0.0101	0.0100	1.0	50.0
1,1,2-Trichloroethane	Ave	0.2284	0.2408		0.0105	0.0100	5.4	50.0
1,3-Dichloropropane	Ave	0.4168	0.4476		0.0107	0.0100	7.4	50.0
Tetrachloroethene	Ave	0.2535	0.2468		0.00973	0.0100	-2.7	50.0
2-Hexanone	Ave	0.1335	0.1750		0.0262	0.0200	31.0	50.0
Dibromochloromethane	Ave	0.2029	0.2375		0.0117	0.0100	17.0	50.0
1,2-Dibromoethane	Ave	0.2252	0.2316		0.0103	0.0100	2.8	50.0
Chlorobenzene	Ave	0.8249	0.8107	0.3000	0.00983	0.0100	-1.7	50.0
1,1,1,2-Tetrachloroethane	Ave	0.2536	0.2755		0.0109	0.0100	8.6	50.0
Ethylbenzene	Ave	0.4325	0.4356		0.0101	0.0100	0.7	20.0
m-Xylene & p-Xylene	Ave	0.5509	0.5607		0.0204	0.0200	1.8	50.0
o-Xylene	Ave	0.5377	0.5421		0.0101	0.0100	0.8	50.0
Styrene	Ave	0.8436	0.8811		0.0104	0.0100	4.4	50.0
Bromoform	Lin1		0.1498	0.1000	0.0105	0.0100	5.0	50.0
Isopropylbenzene	Ave	1.372	1.393		0.0102	0.0100	1.5	50.0
1,1,2,2-Tetrachloroethane	Ave	0.5115	0.5551	0.3000	0.0109	0.0100	8.5	50.0
Bromobenzene	Ave	0.5805	0.5522		0.00951	0.0100	-4.9	50.0
1,2,3-Trichloropropane	Ave	0.1813	0.1746		0.00963	0.0100	-3.7	50.0
trans-1,4-Dichloro-2-butene	Ave	0.1080	0.1341		0.0124	0.0100	24.2 NK	50.0
n-Propylbenzene	Ave	0.6136	0.6368		0.0104	0.0100	3.8	50.0
2-Chlorotoluene	Ave	0.5534	0.5493		0.00993	0.0100	-0.7	50.0
1,3,5-Trimethylbenzene	Ave	1.869	1.955		0.0105	0.0100	4.6	50.0
4-Chlorotoluene	Ave	0.5725	0.5693		0.00994	0.0100	-0.6	50.0
tert-Butylbenzene	Ave	1.662	1.637		0.00985	0.0100	-1.5	50.0
1,2,4-Trimethylbenzene	Ave	1.923	2.019		0.0105	0.0100	5.0	50.0
sec-Butylbenzene	Ave	2.332	2.435		0.0104	0.0100	4.4	50.0
1,3-Dichlorobenzene	Ave	1.174	1.107		0.00943	0.0100	-5.7	50.0
p-Isopropyltoluene	Ave	2.019	2.099		0.0104	0.0100	4.0	50.0
1,4-Dichlorobenzene	Ave	1.232	1.152		0.00935	0.0100	-6.5	50.0
n-Butylbenzene	Ave	1.688	1.809		0.0107	0.0100	7.1	50.0
1,2-Dichlorobenzene	Ave	1.177	1.115		0.00947	0.0100	-5.3	50.0
1,2-Dibromo-3-Chloropropane	Ave	0.0788	0.0904		0.0115	0.0100	14.8	50.0
1,3,5-Trichlorobenzene	Ave	0.8869	0.8163		0.00920	0.0100	-8.0	50.0
1,2,4-Trichlorobenzene	Ave	0.7981	0.6935		0.00869	0.0100	-13.1	50.0
Hexachlorobutadiene	Ave	0.3385	0.3144		0.00929	0.0100	-7.1	50.0
Naphthalene	Ave	1.720	1.518		0.00883	0.0100	-11.7	50.0

FORM VII
GC/MS VOA CONTINUING CALIBRATION DATA

Lab Name: TestAmerica North Canton Job No.: 240-174-1

SDG No.:

Lab Sample ID: CCV8260 240-3428/2 Calibration Date: 06/02/2011 15:16

Instrument ID: A3UX10 Calib Start Date: 05/18/2011 09:55

GC Column: DB-624 ID: 0.18(mm) Calib End Date: 05/18/2011 11:43

Lab File ID: UXX2102.D Conc. Units: ng/uL Heated Purge: (Y/N) N

ANALYTE	CURVE TYPE	AVE RRF	RRF	MIN RRF	CALC AMOUNT	SPIKE AMOUNT	%D	MAX %D
1,2,3-Trichlorobenzene	Ave	0.7470	0.6455		0.00864	0.0100	-13.6	50.0
Dibromofluoromethane (Surr)	Ave	0.1875	0.1741		0.0112	0.0120	-7.2	50.0
1,2-Dichloroethane-d4 (Surr)	Ave	0.2439	0.2227		0.0110	0.0120	-8.7	50.0
Toluene-d8 (Surr)	Ave	1.005	0.9676		0.0116	0.0120	-3.7	50.0
4-Bromofluorobenzene (Surr)	Ave	0.3649	0.3932		0.0130	0.0120	7.8	50.0

FORM VII
GC/MS VOA CONTINUING CALIBRATION DATA

Lab Name: TestAmerica North Canton Job No.: 240-174-1

SDG No.:

Lab Sample ID: CCV 240-3428/3 Calibration Date: 06/02/2011 15:38

Instrument ID: A3UX10 Calib Start Date: 05/17/2011 13:03

GC Column: DB-624 ID: 0.18(mm) Calib End Date: 05/17/2011 14:51

Lab File ID: UXX2103.D Conc. Units: ng/uL Heated Purge: (Y/N) N

ANALYTE	CURVE TYPE	AVE RRF	RRF	MIN RRF	CALC AMOUNT	SPIKE AMOUNT	%D	MAX %D
Dichlorofluoromethane	Ave	0.4383	0.3920		0.00894	0.0100	-10.6	50.0
Ethyl ether	Ave	0.2082	0.2041		0.00980	0.0100	-2.0	50.0
3-Chloro-1-propene	Ave	0.1019	0.1115		0.0109	0.0100	9.4	50.0
Diisopropyl ether	Ave	0.1940	0.1939		0.0500	0.0500	-0.0	50.0
2-Chloro-1,3-butadiene	Ave	0.3289	0.3640		0.0111	0.0100	10.7	50.0
Ethyl-t-butyl ether (ETBE)	Ave	0.5264	0.5478		0.0104	0.0100	4.1	50.0
Ethyl acetate	Ave	0.1464	0.1795		0.0245	0.0200	22.6 NT	50.0
Propionitrile	Ave	0.0290	0.0327 NT		0.0225	0.0200	12.4	50.0
Methacrylonitrile	Ave	0.1109	0.1350		0.0122	0.0100	21.8 NT	50.0
Isobutyl alcohol	Ave	0.0086	0.0107 NT		0.248	0.200	23.9 NT	50.0
Tert-amyl-methyl ether (TAME)	Ave	0.4375	0.4704		0.0108	0.0100	7.5	50.0
n-Heptane	Ave	0.0551	0.0577		0.0105	0.0100	4.8	50.0
n-Butanol	Lin1		0.0075 NT		0.221	0.200	10.4	50.0
Methyl methacrylate	Ave	0.1253	0.1466		0.0117	0.0100	17.0	50.0
2-Nitropropane	Lin1		0.0422 NT		0.0274	0.0200	37.0 NT	50.0
Cyclohexanone	Lin1		0.0397 M		0.0841	0.100	-15.9	50.0
1,2,3-Trimethylbenzene	Lin1		2.138		0.00916	0.0100	-8.4	50.0
2-Methylnaphthalene	Lin1		0.6330		0.0105	0.0200	-47.5 NT	50.0

FORM IV
GC/MS VOA METHOD BLANK SUMMARY

Lab Name: TestAmerica North Canton Job No.: 240-174-1

SDG No.:

Lab File ID: UXX2105.D Lab Sample ID: MB 240-3428/5

Matrix: Water Heated Purge:(Y/N) N

Instrument ID: A3UX10 Date Analyzed: 06/02/2011 16:22

GC Column: DB-624 ID: 0.18(mm)

THIS METHOD BLANK APPLIES TO THE FOLLOWING SAMPLES:

CLIENT SAMPLE ID	LAB SAMPLE ID	LAB FILE ID	DATE ANALYZED
	LCS 240-3428/4	UXX2104.D	06/02/2011 16:00
MW16S-051811 DL	240-271-2 DL	UXX2125.D	06/02/2011 23:57
MW16I-051811 DL	240-271-3 DL	UXX2127.D	06/03/2011 00:40

FORM I
GC/MS VOA ORGANICS ANALYSIS DATA SHEET

Lab Name: TestAmerica North Canton Job No.: 240-174-1

SDG No.:

Client Sample ID: Lab Sample ID: MB 240-3428/5

Matrix: Water Lab File ID: UXX2105.D

Analysis Method: 8260B Date Collected:

Sample wt/vol: 5(mL) Date Analyzed: 06/02/2011 16:22

Soil Aliquot Vol: Dilution Factor: 1

Soil Extract Vol.: GC Column: DB-624 ID: 0.18(mm)

% Moisture: Level: (low/med) Low

Analysis Batch No.: 3428 Units: ug/L

CAS NO.	COMPOUND NAME	RESULT	Q	RL	MDL
67-64-1	Acetone	5.0	U	5.0	1.1
71-43-2	Benzene	1.0	U	1.0	0.13
108-86-1	Bromobenzene	1.0	U	1.0	0.13
74-97-5	Bromochloromethane	1.0	U	1.0	0.29
75-27-4	Bromodichloromethane	1.0	U	1.0	0.15
75-25-2	Bromoform	1.0	U	1.0	0.64
74-83-9	Bromomethane	1.0	U	1.0	0.41
78-93-3	2-Butanone	5.0	U	5.0	0.57
75-15-0	Carbon disulfide	1.0	U	1.0	0.13
56-23-5	Carbon tetrachloride	1.0	U	1.0	0.13
108-90-7	Chlorobenzene	1.0	U	1.0	0.15
75-00-3	Chloroethane	1.0	U	1.0	0.29
110-75-8	2-Chloroethyl vinyl ether	10	U	10	0.99
67-66-3	Chloroform	1.0	U	1.0	0.16
74-87-3	Chloromethane	1.0	U	1.0	0.30
95-49-8	2-Chlorotoluene	1.0	U	1.0	0.11
106-43-4	4-Chlorotoluene	1.0	U	1.0	0.18
156-59-2	cis-1,2-Dichloroethene	1.0	U	1.0	0.17
10061-01-5	cis-1,3-Dichloropropene	1.0	U	1.0	0.14
124-48-1	Dibromochloromethane	1.0	U	1.0	0.18
96-12-8	1,2-Dibromo-3-Chloropropane	5.0	U	5.0	0.67
106-93-4	1,2-Dibromoethane	1.0	U	1.0	0.24
74-95-3	Dibromomethane	1.0	U	1.0	0.28
95-50-1	1,2-Dichlorobenzene	1.0	U	1.0	0.13
541-73-1	1,3-Dichlorobenzene	1.0	U	1.0	0.14
106-46-7	1,4-Dichlorobenzene	1.0	U	1.0	0.13
75-71-8	Dichlorodifluoromethane	1.0	U	1.0	0.31
75-34-3	1,1-Dichloroethane	1.0	U	1.0	0.15
107-06-2	1,2-Dichloroethane	1.0	U	1.0	0.22
75-35-4	1,1-Dichloroethene	1.0	U	1.0	0.19
78-87-5	1,2-Dichloropropane	1.0	U	1.0	0.18
142-28-9	1,3-Dichloropropane	1.0	U	1.0	0.16
594-20-7	2,2-Dichloropropane	1.0	U	1.0	0.13
563-58-6	1,1-Dichloropropene	1.0	U	1.0	0.13
108-20-3	Diisopropyl ether	5.0	U	5.0	1.5
100-41-4	Ethylbenzene	1.0	U	1.0	0.17

FORM I
GC/MS VOA ORGANICS ANALYSIS DATA SHEET

Lab Name: TestAmerica North Canton Job No.: 240-174-1

SDG No.:

Client Sample ID: Lab Sample ID: MB 240-3428/5

Matrix: Water Lab File ID: UXX2105.D

Analysis Method: 8260B Date Collected:

Sample wt/vol: 5(mL) Date Analyzed: 06/02/2011 16:22

Soil Aliquot Vol: Dilution Factor: 1

Soil Extract Vol.: GC Column: DB-624 ID: 0.18(mm)

% Moisture: Level: (low/med) Low

Analysis Batch No.: 3428 Units: ug/L

CAS NO.	COMPOUND NAME	RESULT	Q	RL	MDL
637-92-3	Ethyl-t-butyl ether (ETBE)	5.0	U	5.0	0.11
87-68-3	Hexachlorobutadiene	1.0	U	1.0	0.30
591-78-6	2-Hexanone	5.0	U	5.0	0.41
98-82-8	Isopropylbenzene	1.0	U	1.0	0.13
75-09-2	Methylene Chloride	1.20		1.0	0.33
108-10-1	4-Methyl-2-pentanone	5.0	U	5.0	0.32
1634-04-4	Methyl tert-butyl ether	5.0	U	5.0	0.17
179601-23-1	m-Xylene & p-Xylene	2.0	U	2.0	0.24
91-20-3	Naphthalene	0.240	J	1.0	0.24
104-51-8	n-Butylbenzene	1.0	U	1.0	0.12
103-65-1	n-Propylbenzene	1.0	U	1.0	0.14
95-47-6	o-Xylene	1.0	U	1.0	0.14
99-87-6	p-Isopropyltoluene	1.0	U	1.0	0.12
135-98-8	sec-Butylbenzene	1.0	U	1.0	0.13
100-42-5	Styrene	1.0	U	1.0	0.11
994-05-8	Tert-amyl-methyl ether (TAME)	5.0	U	5.0	0.067
75-65-0	tert-Butyl alcohol	20	U	20	3.9
98-06-6	tert-Butylbenzene	1.0	U	1.0	0.13
630-20-6	1,1,1,2-Tetrachloroethane	1.0	U	1.0	0.23
79-34-5	1,1,2,2-Tetrachloroethane	1.0	U	1.0	0.18
127-18-4	Tetrachloroethene	1.0	U	1.0	0.29
108-88-3	Toluene	1.0	U	1.0	0.13
156-60-5	trans-1,2-Dichloroethene	1.0	U	1.0	0.19
10061-02-6	trans-1,3-Dichloropropene	1.0	U	1.0	0.19
87-61-6	1,2,3-Trichlorobenzene	0.257	J	1.0	0.17
120-82-1	1,2,4-Trichlorobenzene	1.0	U	1.0	0.15
71-55-6	1,1,1-Trichloroethane	1.0	U	1.0	0.22
79-01-6	Trichloroethene	1.0	U	1.0	0.17
75-69-4	Trichlorofluoromethane	1.0	U	1.0	0.21
96-18-4	1,2,3-Trichloropropane	1.0	U	1.0	0.43
76-13-1	1,1,2-Trichloro-1,2,2-trichfluoroethane	1.0	U	1.0	0.28
526-73-8	1,2,3-Trimethylbenzene	5.0	U	5.0	0.0059
95-63-6	1,2,4-Trimethylbenzene	1.0	U	1.0	0.12
108-05-4	Vinyl acetate	2.0	U	2.0	0.19
75-01-4	Vinyl chloride	1.0	U	1.0	0.22

FORM I
GC/MS VOA ORGANICS ANALYSIS DATA SHEET

Lab Name: TestAmerica North Canton Job No.: 240-174-1

SDG No.:

Client Sample ID: Lab Sample ID: MB 240-3428/5

Matrix: Water Lab File ID: UXX2105.D

Analysis Method: 8260B Date Collected:

Sample wt/vol: 5(mL) Date Analyzed: 06/02/2011 16:22

Soil Aliquot Vol: Dilution Factor: 1

Soil Extract Vol.: GC Column: DB-624 ID: 0.18(mm)

% Moisture: Level: (low/med) Low

Analysis Batch No.: 3428 Units: ug/L

CAS NO.	COMPOUND NAME	RESULT	Q	RL	MDL
1330-20-7	Xylenes, Total	2.0	U	2.0	0.28

CAS NO.	SURROGATE	%REC	Q	LIMITS
460-00-4	4-Bromofluorobenzene (Surr)	98		66-117
1868-53-7	Dibromofluoromethane (Surr)	92		75-121
17060-07-0	1,2-Dichloroethane-d4 (Surr)	93		63-129
2037-26-5	Toluene-d8 (Surr)	91		74-115

FORM I
GC/MS VOA ORGANICS ANALYSIS DATA SHEET
TENTATIVELY IDENTIFIED COMPOUNDS

Lab Name: TestAmerica North Canton | Job No.: 240-174-1

SDG No.:

Client Sample ID: | Lab Sample ID: MB 240-3428/5

Matrix: Water | Lab File ID: UXX2105.D

Analysis Method: 8260B | Date Collected:

Sample wt/vol: 5(mL) | Date Analyzed: 06/02/2011 16:22

Soil Aliquot Vol: | Dilution Factor: 1

Soil Extract Vol.: | GC Column: DB-624 ID: 0.18(mm)

% Moisture: | Level: (low/med) Low

Analysis Batch No.: 3428 | Units: ug/L

Number TICs Found: 1 | TIC Result Total: 1.04

CAS NO.	COMPOUND NAME	RT	RESULT	Q
	Tentatively Identified Compound		None	
91-57-6	2-Methylnaphthalene	13.56	1.04	J

FORM I-TIC 8260B

FORM V
GC/MS VOA INSTRUMENT PERFORMANCE CHECK
BROMOFLUOROBENZENE (BFB)

Lab Name: TestAmerica North Canton Job No.: 240-174-1

SDG No.:

Lab File ID: BFB1733.D BFB Injection Date: 05/25/2011

Instrument ID: A3UX9 BFB Injection Time: 17:32

Analysis Batch No.: 2631

M/E	ION ABUNDANCE CRITERIA	% RELATIVE ABUNDANCE	
50	15.0 - 40.0 % of mass 95	31.6	
75	30.0 - 60.0 % of mass 95	53.2	
95	Base Peak, 100% relative abundance	100.0	
96	5.0 - 9.0 % of mass 95	6.4	
173	Less than 2.0 % of mass 174	0.0	(0.0)1
174	50.0 - 120.00 % of mass 95	68.3	
175	5.0 - 9.0 % of mass 174	4.9	(7.1)1
176	95.0 - 101.0 % of mass 174	65.6	(96.0)1
177	5.0 - 9.0 % of mass 176	4.5	(6.8)2

1-Value is % mass 174 2-Value is % mass 176

THIS CHECK APPLIES TO THE FOLLOWING SAMPLES, MS, MSD, BLANKS AND STANDARDS:

CLIENT SAMPLE ID	LAB SAMPLE ID	LAB FILE ID	DATE ANALYZED	TIME ANALYZED
	STDA9 240-2631/3	UX97705.D	05/25/2011	18:56
	STDA9 240-2631/4	UX97706.D	05/25/2011	19:22
	STDA9 240-2631/5	UX97707.D	05/25/2011	19:48
	STDA9 240-2631/6	UX97708.D	05/25/2011	20:14
	STDA9 240-2631/7	UX97709.D	05/25/2011	20:39
	STDA9 240-2631/8	UX97710.D	05/25/2011	21:05
	STD8260 240-2631/10	UX97712.D	05/25/2011	21:58
	STD8260 240-2631/11	UX97713.D	05/25/2011	22:24
	STD8260 240-2631/12	UX97714.D	05/25/2011	22:50
	STD8260 240-2631/13	UX97715.D	05/25/2011	23:15
	STD8260 240-2631/14	UX97716.D	05/25/2011	23:41
	STD8260 240-2631/15	UX97717.D	05/26/2011	00:07
	ICV 240-2631/16	UX97718.D	05/26/2011	00:33

FORM VI
GC/MS VOA INITIAL CALIBRATION DATA
INTERNAL STANDARD CURVE EVALUTION

Lab Name: TestAmerica North Canton Job No.: 240-174-1 Analy Batch No.: 2631

SDG No.:

Instrument ID: A3UX9 GC Column: DB-624 ID: 0.18(mm) Heated Purge: (Y/N) N

Calibration Start Date: 05/25/2011 18:56 Calibration End Date: 05/25/2011 21:05 Calibration ID: 1154

Calibration Files:

LEVEL:	LAB SAMPLE ID:	LAB FILE ID:
Level 1	STDA9 240-2631/3	UX97705.D
Level 2	STDA9 240-2631/4	UX97706.D
Level 3	STDA9 240-2631/5	UX97707.D
Level 4	STDA9 240-2631/6	UX97708.D
Level 5	STDA9 240-2631/7	UX97709.D
Level 6	STDA9 240-2631/8	UX97710.D

ANALYTE	RRF					CURVE TYPE	COEFFICIENT			#	MIN RRF	%RSD	#	MAX %RSD	R^2 OR COD	#	MIN R^2 OR COD
	LVL 1 LVL 6	LVL 2	LVL 3	LVL 4	LVL 5		B	M1	M2								
Dichlorofluoromethane	0.3563 0.4004	0.3904	0.3900	0.4023	0.4111	Ave		0.3917				4.9		15.0			
3-Chloro-1-propene	+++++ 0.0462	0.0651	0.0591	0.0588	0.0592	Ave		0.0577				12.0		15.0			
Ethyl ether	0.2110 0.2225	0.2192	0.2205	0.2292	0.2282	Ave		0.2218				3.0		15.0			
Ethyl acetate	+++++ 0.3366	0.4211	0.3557	0.3500	0.3501	Ave		0.3627				9.2		15.0			
Propionitrile	+++++ 0.0518	0.0532	0.0536	0.0532	0.0580	Ave		0.0539				4.4		15.0			
Diisopropyl ether	0.2173 0.2030	0.1973	0.2142	0.2075	0.2162	Ave		0.2093				3.8		15.0			
2-Chloro-1,3-butadiene	0.4139 0.5088	0.4715	0.4852	0.4811	0.5286	Ave		0.4815				8.1		15.0			
Ethyl-t-butyl ether (ETBE)	0.9494 0.9067	0.9914	0.9264	0.8836	0.9466	Ave		0.9340				4.0		15.0			
Methacrylonitrile	0.3347 0.2212	0.3069	0.2330	0.2202	0.2394	Lin1	0.0643	0.2251							0.9990		0.9900
n-Butanol	+++++ 0.0113	0.0082	0.0091	0.0100	0.0119	Ave		0.0101	NT			15.0		15.0			
n-Butyl acetate	0.7716 +++++	+++++	+++++	+++++	+++++	Ave		0.7716						15.0			
Isobutyl alcohol	0.0131 0.0135	0.0106	0.0121	0.0136	0.0138	Ave		0.0128	NT			9.5		15.0			
Tert-amyl-methyl ether (TAME)	0.7174 0.6586	0.6641	0.6385	0.6653	0.6916	Ave		0.6726				4.1		15.0			
2-Nitropropane	+++++ 0.0457	0.0420	0.0483	0.0420	0.0464	Ave		0.0449	NT			6.2		15.0			
Methyl methacrylate	0.3415 0.3247	0.2986	0.3082	0.3250	0.3227	Ave		0.3201				4.7		15.0			

Note: The m1 coefficient is the same as Ave RRF for an Ave curve type.

FORM VI
GC/MS VOA INITIAL CALIBRATION DATA
INTERNAL STANDARD CURVE EVALUTION

Lab Name: TestAmerica North Canton Job No.: 240-174-1 Analy Batch No.: 2631

SDG No.:

Instrument ID: A3UX9 GC Column: DB-624 ID: 0.18(mm) Heated Purge: (Y/N) N

Calibration Start Date: 05/25/2011 18:56 Calibration End Date: 05/25/2011 21:05 Calibration ID: 1154

ANALYTE	RRF					CURVE TYPE	COEFFICIENT			#	MIN RRF	%RSD	#	MAX %RSD	R^2 OR COD	#	MIN R^2 OR COD
	LVL 1 LVL 6	LVL 2	LVL 3	LVL 4	LVL 5		B	M1	M2								
Cyclohexanone	+++++ 0.0800	0.0385	0.0898	0.0907	0.0892	Lin1	-0.322	0.0853							0.9950		0.9900
1,2,3-Trimethylbenzene	2.1991 2.4506	2.0334	2.1884	2.2566	2.4141	Ave		2.2570				6.9		15.0			
2-Methylnaphthalene	0.9967 1.4801	0.9276	1.2102	1.2707	1.4490	Lin1	-0.809	1.4372							0.9960		0.9900

Note: The m1 coefficient is the same as Ave RRF for an Ave curve type.

FORM VI
GC/MS VOA INITIAL CALIBRATION DATA
INTERNAL STANDARD CURVE EVALUTION

Lab Name: TestAmerica North Canton Job No.: 240-174-1 Analy Batch No.: 2631

SDG No.:

Instrument ID: A3UX9 GC Column: DB-624 ID: 0.18(mm) Heated Purge: (Y/N) N

Calibration Start Date: 05/25/2011 21:58 Calibration End Date: 05/26/2011 00:07 Calibration ID: 1157

Calibration Files:

LEVEL:	LAB SAMPLE ID:	LAB FILE ID:
Level 1	STD8260 240-2631/10	UX97712.D
Level 2	STD8260 240-2631/11	UX97713.D
Level 3	STD8260 240-2631/12	UX97714.D
Level 4	STD8260 240-2631/13	UX97715.D
Level 5	STD8260 240-2631/14	UX97716.D
Level 6	STD8260 240-2631/15	UX97717.D

ANALYTE	RRF					CURVE TYPE	COEFFICIENT			#	MIN RRF	%RSD	#	MAX %RSD	R^2 OR COD	#	MIN R^2 OR COD
	LVL 1 LVL 6	LVL 2	LVL 3	LVL 4	LVL 5		B	M1	M2								
Dichlorodifluoromethane	+++++ 0.2193	0.2037	0.2250	0.2092	0.2249	Ave		0.2164				4.4		15.0			
Chloromethane	0.3905 0.3980	0.4026	0.3836	0.3886	0.3872	Ave		0.3917			0.1000	1.8		15.0			
Vinyl chloride	0.3347 0.3135	0.3018	0.3168	0.2988	0.3103	Ave		0.3126				4.1		15.0			
Trichlorofluoromethane	+++++ 0.2832	0.1167	0.2574	0.2689	0.2816	Lin1	-0.179	0.2840							1.0000		0.9900
Bromomethane	0.1516 0.1330	0.1202	0.1387	0.1338	0.1383	Ave		0.1359				7.5		15.0			
Chloroethane	0.1993 0.1911	0.1790	0.1920	0.1855	0.1936	Ave		0.1901				3.7		15.0			
Acrolein	+++++ 0.0470	0.0453	0.0426	0.0434	0.0455	Ave		0.0448	NT			3.9		15.0			
Acetone	+++++ 0.0965	0.2812	0.1052	0.0989	0.0995	Lin1	0.3605	0.0935							0.9990		0.9900
Iodomethane	+++++ 0.3033	0.2709	0.3008	0.2946	0.3028	Ave		0.2945				4.6		15.0			
Acetonitrile	+++++ 0.0426	0.0498	0.0399	0.0413	0.0459	Ave		0.0439	NT			9.1		15.0			
Methylene Chloride	+++++ 0.5006	0.9101	0.5175	0.4993	0.5047	Lin1	0.3968	0.4922							1.0000		0.9900
1,1-Dichloroethene	0.3824 0.4528	0.4339	0.4346	0.4358	0.4510	Ave		0.4317				5.9		15.0			
1,1,2-Trichloro-1,2,2-trichfluoroethane	0.1574 0.1985	0.1753	0.1892	0.1894	0.2062	Ave		0.1860				9.4		15.0			
Carbon disulfide	0.4142 0.6797	0.5484	0.6293	0.6281	0.6731	Lin1	-0.144	0.6717							0.9990		0.9900
Methyl acetate	0.3422 0.2792	0.3283	0.2804	0.2656	0.2905	Ave		0.2977				10.0		15.0			

Note: The m1 coefficient is the same as Ave RRF for an Ave curve type.

FORM VI
GC/MS VOA INITIAL CALIBRATION DATA
INTERNAL STANDARD CURVE EVALUTION

Lab Name: TestAmerica North Canton Job No.: 240-174-1 Analy Batch No.: 2631

SDG No.:

Instrument ID: A3UX9 GC Column: DB-624 ID: 0.18(mm) Heated Purge: (Y/N) N

Calibration Start Date: 05/25/2011 21:58 Calibration End Date: 05/26/2011 00:07 Calibration ID: 1157

ANALYTE	RRF					CURVE TYPE	COEFFICIENT			#	MIN RRF	%RSD	#	MAX %RSD	R^2 OR COD	#	MIN R^2 OR COD
	LVL 1 LVL 6	LVL 2	LVL 3	LVL 4	LVL 5		B	M1	M2								
Vinyl acetate	+++++ 0.0445	0.0312	0.0460	0.0405	0.0402	Ave		0.0405				14.0		15.0			
tert-Butyl alcohol	0.0258 0.0242	0.0263	0.0236	0.0243	0.0254	Ave		0.0249				4.2		15.0			
Acrylonitrile	0.1664 0.1311	0.1357	0.1209	0.1233	0.1361	Ave		0.1356				12.0		15.0			
Methyl tert-butyl ether	0.7312 0.6259	0.6836	0.6219	0.6074	0.6254	Ave		0.6492				7.4		15.0			
trans-1,2-Dichloroethene	0.3789 0.3586	0.4379	0.3515	0.3538	0.3509	Ave		0.3719				9.1		15.0			
2-Butanone	+++++ 0.0299	0.0331	0.0291	0.0295	0.0325	Ave		0.0308				5.9		15.0			
Hexane	0.3738 0.3182	0.2969	0.2910	0.2897	0.3102	Ave		0.3133				10.0		15.0			
Tetrahydrofuran	+++++ 0.1096	0.1704	0.1171	0.1138	0.1176	Lin1	0.0613	0.1111							0.9990		0.9900
1,1-Dichloroethane	0.4958 0.4517	0.4150	0.4204	0.4328	0.4492	Ave		0.4441			0.1000	6.6		15.0			
cis-1,2-Dichloroethene	0.4667 0.3927	0.3721	0.3750	0.3846	0.3983	Ave		0.3982				8.8		15.0			
2,2-Dichloropropane	0.1613 0.1501	0.1890	0.1450	0.1544	0.1597	Ave		0.1599				9.7		15.0			
Bromochloromethane	0.4679 0.3280	0.3374	0.3505	0.3169	0.3263	Lin1	0.0537	0.3260							0.9990		0.9900
Chloroform	0.5372 0.3807	0.4344	0.3716	0.3662	0.3840	Lin1	0.0659	0.3773							1.0000		0.9900
1,1,1-Trichloroethane	0.3075 0.2606	0.2101	0.2460	0.2300	0.2589	Ave		0.2522				13.0		15.0			
Cyclohexane	0.5787 0.5205	0.5173	0.5033	0.4919	0.5320	Ave		0.5240				5.8		15.0			
1,1-Dichloropropene	0.3535 0.2963	0.3435	0.2890	0.2896	0.3003	Ave		0.3120				9.2		15.0			
Carbon tetrachloride	0.1790 0.1952	0.1409	0.1539	0.1585	0.1797	Ave		0.1679				12.0		15.0			
Benzene	0.8729 0.9624	0.9909	0.9574	0.9322	0.9689	Ave		0.9474				4.3		15.0			
1,2-Dichloroethane	0.5212 0.3724	0.3819	0.3599	0.3674	0.3742	Lin1	0.0493	0.3700							1.0000		0.9900
Trichloroethene	0.2804 0.2303	0.2477	0.2284	0.2258	0.2328	Ave		0.2409				8.6		15.0			

Note: The m1 coefficient is the same as Ave RRF for an Ave curve type.

FORM VI
GC/MS VOA INITIAL CALIBRATION DATA
INTERNAL STANDARD CURVE EVALUTION

Lab Name: TestAmerica North Canton Job No.: 240-174-1 Analy Batch No.: 2631

SDG No.:

Instrument ID: A3UX9 GC Column: DB-624 ID: 0.18(mm) Heated Purge: (Y/N) N

Calibration Start Date: 05/25/2011 21:58 Calibration End Date: 05/26/2011 00:07 Calibration ID: 1157

ANALYTE	RRF					CURVE TYPE	COEFFICIENT			#	MIN RRF	%RSD	#	MAX %RSD	R^2 OR COD	#	MIN R^2 OR COD
	LVL 1 LVL 6	LVL 2	LVL 3	LVL 4	LVL 5		B	M1	M2								
Methylcyclohexane	0.3694 0.3352	0.3029	0.3053	0.3093	0.3381	Ave		0.3267				7.9		15.0			
1,2-Dichloropropane	0.2672 0.2659	0.2876	0.2552	0.2568	0.2759	Ave		0.2681				4.5		15.0			
1,4-Dioxane	0.0032 0.0029	0.0027	0.0021	0.0021	0.0027	Qua	-0.077	0.0024 NT	0						0.9980		0.9900
Dibromomethane	0.0987 0.1382	0.1285	0.1354	0.1386	0.1329	Ave		0.1287				12.0		15.0			
Bromodichloromethane	0.3266 0.2808	0.2094	0.2350	0.2536	0.2694	Ave		0.2624				15.0		15.0			
2-Chloroethyl vinyl ether	0.1682 0.1769	0.1380	0.1647	0.1735	0.1772	Ave		0.1664				8.9		15.0			
cis-1,3-Dichloropropene	0.4257 0.3738	0.2847	0.3306	0.3421	0.3607	Ave		0.3529				13.0		15.0			
4-Methyl-2-pentanone	0.3483 0.3688	0.3681	0.3489	0.3515	0.3754	Ave		0.3602				3.3		15.0			
Toluene	1.4799 1.4085	1.3187	1.3987	1.3591	1.4123	Ave		1.3962				3.9		15.0			
trans-1,3-Dichloropropene	0.4251 0.4708	0.3180	0.4405	0.4113	0.4491	Ave		0.4191				13.0		15.0			
Ethyl methacrylate	0.3966 0.4591	0.3069	0.4198	0.4317	0.4588	Ave		0.4122				14.0		15.0			
1,1,2-Trichloroethane	0.2730 0.2837	0.2926	0.2736	0.2682	0.2862	Ave		0.2795				3.4		15.0			
Tetrachloroethene	0.2353 0.2765	0.2531	0.2750	0.2797	0.2859	Ave		0.2676				7.2		15.0			
1,3-Dichloropropane	0.7075 0.5143	0.4816	0.5161	0.5148	0.5173	Ave		0.5419				15.0		15.0			
2-Hexanone	0.5235 0.3573	0.4784	0.3530	0.3462	0.3581	Lin1	0.1856	0.3535							1.0000		0.9900
Bromoform	+++++ 0.1545	0.1083	0.1029	0.1141	0.1396	Lin	-0.501	0.1581			0.1000				0.9950		0.9900
Dibromochloromethane	0.1469 0.2586	0.1908	0.1948	0.2163	0.2437	Lin1	-0.072	0.2469							0.9940		0.9900
1,2-Dibromoethane	0.3155 0.3017	0.2804	0.2884	0.2851	0.2924	Ave		0.2939				4.4		15.0			
trans-1,4-Dichloro-2-butene	+++++ 0.3264	0.2216	0.2614	0.2808	0.3298	Lin1	-0.158	0.3215							0.9960		0.9900
Chlorobenzene	0.9970 0.9088	0.8837	0.9045	0.9191	0.9032	Ave		0.9194			0.3000	4.3		15.0			

Note: The m1 coefficient is the same as Ave RRF for an Ave curve type.

FORM VI
GC/MS VOA INITIAL CALIBRATION DATA
INTERNAL STANDARD CURVE EVALUTION

Lab Name: TestAmerica North Canton Job No.: 240-174-1 Analy Batch No.: 2631

SDG No.:

Instrument ID: A3UX9 GC Column: DB-624 ID: 0.18(mm) Heated Purge: (Y/N) N

Calibration Start Date: 05/25/2011 21:58 Calibration End Date: 05/26/2011 00:07 Calibration ID: 1157

ANALYTE	RRF					CURVE TYPE	COEFFICIENT			#	MIN RRF	%RSD	#	MAX %RSD	R^2 OR COD	#	MIN R^2 OR COD
	LVL 1 LVL 6	LVL 2	LVL 3	LVL 4	LVL 5		B	M1	M2								
1,1,1,2-Tetrachloroethane	0.2124 0.2755	0.2489	0.2383	0.2417	0.2667	Ave		0.2473				9.0		15.0			
Ethylbenzene	0.5124 0.4849	0.3811	0.4630	0.4673	0.4932	Ave		0.4670				9.8		15.0			
m-Xylene & p-Xylene	0.5952 0.6020	0.5613	0.5893	0.5927	0.6027	Ave		0.5905				2.6		15.0			
o-Xylene	0.6070 0.5844	0.5351	0.5855	0.5690	0.5968	Ave		0.5796				4.4		15.0			
Styrene	0.9994 1.0729	0.8475	0.9832	1.0158	1.0442	Ave		0.9938				7.9		15.0			
Isopropylbenzene	1.4352 1.4029	1.2474	1.3355	1.3530	1.3692	Ave		1.3572				4.8		15.0			
1,1,2,2-Tetrachloroethane	0.8317 0.7619	0.7710	0.7412	0.7372	0.7878	Ave		0.7718			0.3000	4.5		15.0			
Bromobenzene	0.8761 0.6708	0.7133	0.6675	0.6476	0.6920	Ave		0.7112				12.0		15.0			
1,2,3-Trichloropropane	0.1895 0.2456	0.1892	0.2680	0.2528	0.2478	Ave		0.2321				15.0		15.0			
n-Propylbenzene	0.7403 0.6990	0.7507	0.6535	0.6809	0.7616	Ave		0.7143				6.0		15.0			
2-Chlorotoluene	0.5241 0.6607	0.7102	0.6421	0.5975	0.6785	Ave		0.6355				10.0		15.0			
1,2-Dibromo-3-Chloropropane	+++++ 0.1510	0.0727	0.1203	0.1282	0.1502	Lin1	-0.101	0.1486							0.9960		0.9900
1,3,5-Trimethylbenzene	2.1965 2.2173	2.1242	2.0663	2.0389	2.2706	Ave		2.1523				4.2		15.0			
4-Chlorotoluene	0.6540 0.7097	0.6417	0.6794	0.6546	0.7295	Ave		0.6781				5.1		15.0			
tert-Butylbenzene	1.9479 2.0118	1.8398	1.7201	1.6936	2.1188	Ave		1.8887				8.9		15.0			
1,2,4-Trimethylbenzene	2.3446 2.3257	2.1024	2.2029	2.1623	2.3757	Ave		2.2523				5.0		15.0			
sec-Butylbenzene	2.2394 2.6162	2.2885	2.4170	2.3540	2.6846	Ave		2.4333				7.4		15.0			
1,3-Dichlorobenzene	1.3567 1.2469	1.3497	1.2411	1.2234	1.3131	Ave		1.2885				4.6		15.0			
p-Isopropyltoluene	1.8981 2.1493	1.8967	1.9748	1.9547	2.2275	Ave		2.0168				6.9		15.0			
1,4-Dichlorobenzene	1.4562 1.3063	1.3382	1.3459	1.2574	1.3744	Ave		1.3464				5.0		15.0			

Note: The m1 coefficient is the same as Ave RRF for an Ave curve type.

FORM VI
GC/MS VOA INITIAL CALIBRATION DATA
INTERNAL STANDARD CURVE EVALUTION

Lab Name: TestAmerica North Canton Job No.: 240-174-1 Analy Batch No.: 2631

SDG No.:

Instrument ID: A3UX9 GC Column: DB-624 ID: 0.18(mm) Heated Purge: (Y/N) N

Calibration Start Date: 05/25/2011 21:58 Calibration End Date: 05/26/2011 00:07 Calibration ID: 1157

ANALYTE	RRF					CURVE TYPE	COEFFICIENT			#	MIN RRF	%RSD	#	MAX %RSD	R^2 OR COD	#	MIN R^2 OR COD
	LVL 1 LVL 6	LVL 2	LVL 3	LVL 4	LVL 5		B	M1	M2								
n-Butylbenzene	2.0914 2.0110	1.9360	1.8865	1.7715	2.1002	Ave		1.9661				6.5		15.0			
1,2-Dichlorobenzene	1.3102 1.2343	1.3709	1.2344	1.1871	1.3373	Ave		1.2790				5.6		15.0			
1,3,5-Trichlorobenzene	1.0029 0.8627	0.9474	0.8244	0.7787	0.9011	Ave		0.8862				9.2		15.0			
1,2,4-Trichlorobenzene	0.9445 0.8146	0.8870	0.8255	0.7771	0.8636	Ave		0.8521				7.0		15.0			
Hexachlorobutadiene	0.3322 0.3691	0.3321	0.3655	0.3421	0.3922	Ave		0.3555				6.8		15.0			
Naphthalene	2.5296 2.6700	2.5755	2.4863	2.5732	2.7500	Ave		2.5974				3.7		15.0			
1,2,3-Trichlorobenzene	0.8083 0.7789	0.8143	0.7361	0.7510	0.8412	Ave		0.7883				5.1		15.0			
Dibromofluoromethane (Surr)	+++++ 0.2081	0.1610	0.1936	0.2013	0.2103	Ave		0.1948				10.0		15.0			
1,2-Dichloroethane-d4 (Surr)	+++++ 0.2870	0.3040	0.2752	0.2699	0.3000	Ave		0.2872				5.2		15.0			
Toluene-d8 (Surr)	+++++ 1.1965	1.0108	1.1745	1.1763	1.1954	Ave		1.1507				6.9		15.0			
4-Bromofluorobenzene (Surr)	+++++ 0.4801	0.4499	0.4494	0.4852	0.4777	Ave		0.4685				3.7		15.0			

Note: The m1 coefficient is the same as Ave RRF for an Ave curve type.

FORM VII
GC/MS VOA CONTINUING CALIBRATION DATA

Lab Name: TestAmerica North Canton Job No.: 240-174-1

SDG No.:

Lab Sample ID: ICV 240-2631/16 Calibration Date: 05/26/2011 00:33

Instrument ID: A3UX9 Calib Start Date: 05/25/2011 18:56

GC Column: DB-624 ID: 0.18(mm) Calib End Date: 05/25/2011 21:05

Lab File ID: UX97718.D Conc. Units: ug/L Heated Purge: (Y/N) N

ANALYTE	CURVE TYPE	AVE RRF	RRF	MIN RRF	CALC AMOUNT	SPIKE AMOUNT	%D	MAX %D
Ethyl ether	Ave	0.2218	0.2371		21.4	20.0	6.9	50.0
Diisopropyl ether	Ave	0.2093	0.2182		20.9	20.0	4.3	50.0
Isobutyl alcohol	Ave	0.0128	0.0151		1180	1000	17.9	50.0
Cyclohexanone	Lin1		0.0377		181	400	-54.8* NC	50.0
1,2,3-Trimethylbenzene	Ave	2.257	2.400		21.3	20.0	6.3	50.0

FORM VII
GC/MS VOA CONTINUING CALIBRATION DATA

Lab Name: TestAmerica North Canton Job No.: 240-174-1

SDG No.:

Lab Sample ID: ICV 240-2631/16 Calibration Date: 05/26/2011 00:33

Instrument ID: A3UX9 Calib Start Date: 05/25/2011 21:58

GC Column: DB-624 ID: 0.18(mm) Calib End Date: 05/26/2011 00:07

Lab File ID: UX97718.D Conc. Units: ug/L Heated Purge: (Y/N) N

ANALYTE	CURVE TYPE	AVE RRF	RRF	MIN RRF	CALC AMOUNT	SPIKE AMOUNT	%D	MAX %D
Dichlorodifluoromethane	Ave	0.2164	0.2582		23.9	20.0	19.3	50.0
Chloromethane	Ave	0.3917	0.4590	0.1000	23.4	20.0	17.2	50.0
Vinyl chloride	Ave	0.3126	0.3537		22.6	20.0	13.1	20.0
Bromomethane	Ave	0.1359	0.1397		20.5	20.0	2.7	50.0
Chloroethane	Ave	0.1901	0.2007		21.1	20.0	5.5	50.0
Trichlorofluoromethane	Lin1		0.3071		22.3	20.0	11.5	50.0
Acrolein	Ave	0.0448	0.0441		59.1	60.0	-1.4	50.0
1,1,2-Trichloro-1,2,2-trichfluoroethane	Ave	0.1860	0.2109		22.7	20.0	13.4	50.0
1,1-Dichloroethene	Ave	0.4317	0.4772		22.1	20.0	10.5	20.0
Acetone	Lin1		0.1093		42.9	40.0	7.3	50.0
Iodomethane	Ave	0.2945	0.3525		23.9	20.0	19.7	50.0
Carbon disulfide	Lin1		0.7145		21.5	20.0	7.5	50.0
Acetonitrile	Ave	0.0439	0.0474		64.8	60.0	8.0	50.0
Methyl acetate	Ave	0.2977	0.2616		17.6	20.0	-12.1	50.0
Methylene Chloride	Lin1		0.5356		21.0	20.0	5.0	50.0
tert-Butyl alcohol	Ave	0.0249	0.0293		471	400	17.6	50.0
Acrylonitrile	Ave	0.1356	0.1276		56.5	60.0	-5.9	50.0
Methyl tert-butyl ether	Ave	0.6492	0.6514		20.1	20.0	0.3	50.0
trans-1,2-Dichloroethene	Ave	0.3719	0.3723		20.0	20.0	0.1	50.0
Hexane	Ave	0.3133	0.3350		21.4	20.0	6.9	20.0
1,1-Dichloroethane	Ave	0.4441	0.4607	0.1000	20.7	20.0	3.7	50.0
Vinyl acetate	Ave	0.0405	0.0562		27.7	20.0	38.7	50.0
2,2-Dichloropropane	Ave	0.1599	0.1647		20.6	20.0	3.0	50.0
2-Butanone	Ave	0.0308	0.0296		38.4	40.0	-3.9	50.0
cis-1,2-Dichloroethene	Ave	0.3982	0.4019		20.2	20.0	0.9	50.0
Bromochloromethane	Lin1		0.3231		19.7	20.0	-1.5	50.0
Tetrahydrofuran	Lin1		0.1209		21.2	20.0	6.0	50.0
Chloroform	Lin1		0.3923		20.6	20.0	3.0	20.0
1,1,1-Trichloroethane	Ave	0.2522	0.2569		20.4	20.0	1.9	50.0
Cyclohexane	Ave	0.5240	0.5098		19.5	20.0	-2.7	50.0
1,1-Dichloropropene	Ave	0.3120	0.3156		20.2	20.0	1.1	50.0
Carbon tetrachloride	Ave	0.1679	0.1761		21.0	20.0	4.9	50.0
Benzene	Ave	0.9474	0.9839		20.8	20.0	3.8	50.0
1,2-Dichloroethane	Lin1		0.3951		21.2	20.0	6.0	50.0
Trichloroethene	Ave	0.2409	0.2416		20.1	20.0	0.3	50.0
Methylcyclohexane	Ave	0.3267	0.3319		20.3	20.0	1.6	50.0
1,2-Dichloropropane	Ave	0.2681	0.2748		20.5	20.0	2.5	20.0
Dibromomethane	Ave	0.1287	0.1383		21.5	20.0	7.4	50.0
Bromodichloromethane	Ave	0.2624	0.2693		20.5	20.0	2.6	50.0
2-Chloroethyl vinyl ether	Ave	0.1664	0.1703		20.5	20.0	2.3	50.0

FORM VII
GC/MS VOA CONTINUING CALIBRATION DATA

Lab Name: TestAmerica North Canton Job No.: 240-174-1

SDG No.:

Lab Sample ID: ICV 240-2631/16 Calibration Date: 05/26/2011 00:33

Instrument ID: A3UX9 Calib Start Date: 05/25/2011 21:58

GC Column: DB-624 ID: 0.18(mm) Calib End Date: 05/26/2011 00:07

Lab File ID: UX97718.D Conc. Units: ug/L Heated Purge: (Y/N) N

ANALYTE	CURVE TYPE	AVE RRF	RRF	MIN RRF	CALC AMOUNT	SPIKE AMOUNT	%D	MAX %D
cis-1,3-Dichloropropene	Ave	0.3529	0.3459		19.6	20.0	-2.0	50.0
4-Methyl-2-pentanone	Ave	0.3602	0.3532		39.2	40.0	-1.9	50.0
Toluene	Ave	1.396	1.359		19.5	20.0	-2.7	20.0
trans-1,3-Dichloropropene	Ave	0.4191	0.4484		21.4	20.0	7.0	50.0
1,1,2-Trichloroethane	Ave	0.2795	0.2822		20.2	20.0	1.0	50.0
Tetrachloroethene	Ave	0.2676	0.2681		20.0	20.0	0.2	50.0
1,3-Dichloropropane	Ave	0.5419	0.5161		19.0	20.0	-4.8	50.0
2-Hexanone	Lin1		0.3460		38.6	40.0	-3.5	50.0
Dibromochloromethane	Lin1		0.2435		20.0	20.0	0.0	50.0
1,2-Dibromoethane	Ave	0.2939	0.2924		19.9	20.0	-0.5	50.0
Chlorobenzene	Ave	0.9194	0.8880	0.3000	19.3	20.0	-3.4	50.0
1,1,1,2-Tetrachloroethane	Ave	0.2473	0.2555		20.7	20.0	3.3	50.0
Ethylbenzene	Ave	0.4670	0.4691		20.1	20.0	0.5	20.0
m-Xylene & p-Xylene	Ave	0.5905	0.5796		39.3	40.0	-1.8	50.0
o-Xylene	Ave	0.5796	0.5826		20.1	20.0	0.5	50.0
Styrene	Ave	0.9938	0.9526		19.2	20.0	-4.1	50.0
Bromoform	Lin		0.1356	0.1000	20.3	20.0	1.5	50.0
Isopropylbenzene	Ave	1.357	1.304		19.2	20.0	-3.9	50.0
1,1,2,2-Tetrachloroethane	Ave	0.7718	0.7813	0.3000	20.2	20.0	1.2	50.0
Bromobenzene	Ave	0.7112	0.6714		18.9	20.0	-5.6	50.0
1,2,3-Trichloropropane	Ave	0.2321	0.2514		21.7	20.0	8.3	50.0
trans-1,4-Dichloro-2-butene	Lin1		0.3258		41.0	40.0	2.5	50.0
n-Propylbenzene	Ave	0.7143	0.7342		20.6	20.0	2.8	50.0
2-Chlorotoluene	Ave	0.6355	0.6506		20.5	20.0	2.4	50.0
1,3,5-Trimethylbenzene	Ave	2.152	2.256		21.0	20.0	4.8	50.0
4-Chlorotoluene	Ave	0.6781	0.7122		21.0	20.0	5.0	50.0
tert-Butylbenzene	Ave	1.889	1.857		19.7	20.0	-1.7	50.0
1,2,4-Trimethylbenzene	Ave	2.252	2.332		20.7	20.0	3.5	50.0
sec-Butylbenzene	Ave	2.433	2.672		22.0	20.0	9.8	50.0
1,3-Dichlorobenzene	Ave	1.288	1.246		19.3	20.0	-3.3	50.0
p-Isopropyltoluene	Ave	2.017	2.285		22.7	20.0	13.3	50.0
1,4-Dichlorobenzene	Ave	1.346	1.321		19.6	20.0	-1.9	50.0
n-Butylbenzene	Ave	1.966	2.200		22.4	20.0	11.9	50.0
1,2-Dichlorobenzene	Ave	1.279	1.301		20.3	20.0	1.7	50.0
1,2-Dibromo-3-Chloropropane	Lin1		0.1515		21.1	20.0	5.5	50.0
1,2,4-Trichlorobenzene	Ave	0.8521	0.9444		22.2	20.0	10.8	50.0
Hexachlorobutadiene	Ave	0.3555	0.4226		23.8	20.0	18.9	50.0
Naphthalene	Ave	2.597	2.756		21.2	20.0	6.1	50.0
1,2,3-Trichlorobenzene	Ave	0.7883	0.8971		22.8	20.0	13.8	50.0
Dibromofluoromethane (Surr)	Ave	0.1948	0.2016		20.7	20.0	3.5	50.0
1,2-Dichloroethane-d4 (Surr)	Ave	0.2872	0.2672		18.6	20.0	-7.0	50.0

FORM VII
GC/MS VOA CONTINUING CALIBRATION DATA

Lab Name: TestAmerica North Canton Job No.: 240-174-1

SDG No.:

Lab Sample ID: ICV 240-2631/16 Calibration Date: 05/26/2011 00:33

Instrument ID: A3UX9 Calib Start Date: 05/25/2011 21:58

GC Column: DB-624 ID: 0.18(mm) Calib End Date: 05/26/2011 00:07

Lab File ID: UX97718.D Conc. Units: ug/L Heated Purge: (Y/N) N

ANALYTE	CURVE TYPE	AVE RRF	RRF	MIN RRF	CALC AMOUNT	SPIKE AMOUNT	%D	MAX %D
Toluene-d8 (Surr)	Ave	1.151	1.182		20.6	20.0	2.8	50.0
4-Bromofluorobenzene (Surr)	Ave	0.4685	0.4832		20.6	20.0	3.1	50.0

FORM V
GC/MS VOA INSTRUMENT PERFORMANCE CHECK
BROMOFLUOROBENZENE (BFB)

Lab Name: TestAmerica North Canton Job No.: 240-174-1

SDG No.:

Lab File ID: BFB1736.D BFB Injection Date: 05/27/2011

Instrument ID: A3UX9 BFB Injection Time: 17:57

Analysis Batch No.: 2965

M/E	ION ABUNDANCE CRITERIA	% RELATIVE ABUNDANCE	
50	15.0 - 40.0 % of mass 95	28.4	
75	30.0 - 60.0 % of mass 95	51.3	
95	Base Peak, 100% relative abundance	100.0	
96	5.0 - 9.0 % of mass 95	7.6	
173	Less than 2.0 % of mass 174	0.4	(0.7)1
174	50.0 - 120.00 % of mass 95	64.1	
175	5.0 - 9.0 % of mass 174	3.7	(5.8)1
176	95.0 - 101.0 % of mass 174	61.6	(96.1)1
177	5.0 - 9.0 % of mass 176	4.0	(6.5)2

1-Value is % mass 174 2-Value is % mass 176

THIS CHECK APPLIES TO THE FOLLOWING SAMPLES, MS, MSD, BLANKS AND STANDARDS:

CLIENT SAMPLE ID	LAB SAMPLE ID	LAB FILE ID	DATE ANALYZED	TIME ANALYZED
	CCVIS 240-2965/3	UX97748.D	05/27/2011	18:48
	LCS 240-2965/8	UX97752.D	05/27/2011	20:30
	MB 240-2965/6	UX97754.D	05/27/2011	21:20
TB-051711	240-209-1	UX97755.D	05/27/2011	21:46
MW20S-051711 DL	240-209-2 DL	UX97757.D	05/27/2011	22:32
MW20I-051711 DL	240-209-3 DL	UX97758.D	05/27/2011	22:56
MW20D-051711	240-209-4	UX97759.D	05/27/2011	23:20

FORM VII
GC/MS VOA CONTINUING CALIBRATION DATA

Lab Name: TestAmerica North Canton Job No.: 240-174-1

SDG No.:

Lab Sample ID: CCVIS 240-2965/3 Calibration Date: 05/27/2011 18:48

Instrument ID: A3UX9 Calib Start Date: 05/25/2011 21:58

GC Column: DB-624 ID: 0.18(mm) Calib End Date: 05/26/2011 00:07

Lab File ID: UX97748.D Conc. Units: ng/uL Heated Purge: (Y/N) N

ANALYTE	CURVE TYPE	AVE RRF	RRF	MIN RRF	CALC AMOUNT	SPIKE AMOUNT	%D	MAX %D
Dichlorodifluoromethane	Ave	0.2164	0.2361		0.0218	0.0200	9.1	50.0
Chloromethane	Ave	0.3917	0.3982	0.1000	0.0203	0.0200	1.7	50.0
Vinyl chloride	Ave	0.3126	0.3362		0.0215	0.0200	7.5	20.0
Bromomethane	Ave	0.1359	0.1406		0.0207	0.0200	3.4	50.0
Chloroethane	Ave	0.1901	0.2020		0.0213	0.0200	6.3	50.0
Trichlorofluoromethane	Lin1		0.3264		0.0236	0.0200	18.0	50.0
Acrolein	Ave	0.0448	0.0477 NT		0.213	0.200	6.5	50.0
1,1,2-Trichloro-1,2,2-trichfluoroethane	Ave	0.1860	0.2105		0.0226	0.0200	13.2	50.0
1,1-Dichloroethene	Ave	0.4317	0.4556		0.0211	0.0200	5.5	20.0
Acetone	Lin1		0.1072		0.0420	0.0400	5.0	50.0
Iodomethane	Ave	0.2945	0.3123		0.0212	0.0200	6.0	50.0
Carbon disulfide	Lin1		0.7000		0.0211	0.0200	5.5	50.0
Acetonitrile	Ave	0.0439	0.0508		0.232	0.200	15.7	50.0
Methyl acetate	Ave	0.2977	0.3137		0.0421	0.0400	5.4	50.0
Methylene Chloride	Lin1		0.4996		0.0195	0.0200	-2.5	50.0
tert-Butyl alcohol	Ave	0.0249	0.0305		0.489	0.400	22.3	50.0
Acrylonitrile	Ave	0.1356	0.1379		0.0407	0.0400	1.7	50.0
Methyl tert-butyl ether	Ave	0.6492	0.6195		0.0191	0.0200	-4.6	50.0
trans-1,2-Dichloroethene	Ave	0.3719	0.3509		0.0189	0.0200	-5.7	50.0
Hexane	Ave	0.3133	0.3132		0.0200	0.0200	-0.0	20.0
1,1-Dichloroethane	Ave	0.4441	0.4394	0.1000	0.0198	0.0200	-1.1	50.0
Vinyl acetate	Ave	0.0405	0.0367		0.0181	0.0200	-9.4	50.0
2,2-Dichloropropane	Ave	0.1599	0.1675		0.0210	0.0200	4.8	50.0
2-Butanone	Ave	0.0308	0.0297		0.0386	0.0400	-3.6	50.0
cis-1,2-Dichloroethene	Ave	0.3982	0.3876		0.0195	0.0200	-2.7	50.0
Bromochloromethane	Lin1		0.3312		0.0202	0.0200	1.0	50.0
Tetrahydrofuran	Lin1		0.1384		0.0244	0.0200	22.0	50.0
Chloroform	Lin1		0.3728		0.0196	0.0200	-2.0	20.0
1,1,1-Trichloroethane	Ave	0.2522	0.2791		0.0221	0.0200	10.6	50.0
Cyclohexane	Ave	0.5240	0.5338		0.0204	0.0200	1.9	50.0
1,1-Dichloropropene	Ave	0.3120	0.3068		0.0197	0.0200	-1.7	50.0
Carbon tetrachloride	Ave	0.1679	0.2262		0.0270	0.0200	34.8	50.0
Benzene	Ave	0.9474	0.9245		0.0195	0.0200	-2.4	50.0
1,2-Dichloroethane	Lin1		0.3762		0.0202	0.0200	1.0	50.0
Trichloroethene	Ave	0.2409	0.2346		0.0195	0.0200	-2.6	50.0
Methylcyclohexane	Ave	0.3267	0.3208		0.0196	0.0200	-1.8	50.0
1,2-Dichloropropane	Ave	0.2681	0.2640		0.0197	0.0200	-1.5	20.0
1,4-Dioxane	Qua		0.0027 NT		1.11	1.00	10.9	50.0
Dibromomethane	Ave	0.1287	0.1344		0.0209	0.0200	4.4	50.0
Bromodichloromethane	Ave	0.2624	0.2722		0.0207	0.0200	3.7	50.0

FORM VII
GC/MS VOA CONTINUING CALIBRATION DATA

Lab Name: TestAmerica North Canton Job No.: 240-174-1

SDG No.:

Lab Sample ID: CCVIS 240-2965/3 Calibration Date: 05/27/2011 18:48

Instrument ID: A3UX9 Calib Start Date: 05/25/2011 21:58

GC Column: DB-624 ID: 0.18(mm) Calib End Date: 05/26/2011 00:07

Lab File ID: UX97748.D Conc. Units: ng/uL Heated Purge: (Y/N) N

ANALYTE	CURVE TYPE	AVE RRF	RRF	MIN RRF	CALC AMOUNT	SPIKE AMOUNT	%D	MAX %D
2-Chloroethyl vinyl ether	Ave	0.1664	0.1745		0.0419	0.0400	4.8	50.0
cis-1,3-Dichloropropene	Ave	0.3529	0.3606		0.0204	0.0200	2.2	50.0
4-Methyl-2-pentanone	Ave	0.3602	0.4027		0.0447	0.0400	11.8	50.0
Toluene	Ave	1.396	1.322		0.0189	0.0200	-5.3	20.0
trans-1,3-Dichloropropene	Ave	0.4191	0.4278		0.0204	0.0200	2.1	50.0
Ethyl methacrylate	Ave	0.4122	0.4200		0.0204	0.0200	1.9	50.0
1,1,2-Trichloroethane	Ave	0.2795	0.2830		0.0202	0.0200	1.2	50.0
Tetrachloroethene	Ave	0.2676	0.2614		0.0195	0.0200	-2.3	50.0
1,3-Dichloropropane	Ave	0.5419	0.4924		0.0182	0.0200	-9.1	50.0
2-Hexanone	Lin1		0.3666		0.0410	0.0400	2.5	50.0
Dibromochloromethane	Lin1		0.2303		0.0189	0.0200	-5.5	50.0
1,2-Dibromoethane	Ave	0.2939	0.2892		0.0197	0.0200	-1.6	50.0
Chlorobenzene	Ave	0.9194	0.8677	0.3000	0.0189	0.0200	-5.6	50.0
1,1,1,2-Tetrachloroethane	Ave	0.2473	0.2556		0.0207	0.0200	3.4	50.0
Ethylbenzene	Ave	0.4670	0.4643		0.0199	0.0200	-0.6	20.0
m-Xylene & p-Xylene	Ave	0.5905	0.5509		0.0373	0.0400	-6.7	50.0
o-Xylene	Ave	0.5796	0.5608		0.0194	0.0200	-3.2	50.0
Styrene	Ave	0.9938	0.9647		0.0194	0.0200	-2.9	50.0
Bromoform	Lin		0.1452	0.1000	0.0215	0.0200	7.5	50.0
Isopropylbenzene	Ave	1.357	1.254		0.0185	0.0200	-7.6	50.0
1,1,2,2-Tetrachloroethane	Ave	0.7718	0.7872	0.3000	0.0204	0.0200	2.0	50.0
Bromobenzene	Ave	0.7112	0.6555		0.0184	0.0200	-7.8	50.0
1,2,3-Trichloropropane	Ave	0.2321	0.2640		0.0227	0.0200	13.7	50.0
trans-1,4-Dichloro-2-butene	Lin1		0.3494		0.0222	0.0200	11.0	50.0
n-Propylbenzene	Ave	0.7143	0.6764		0.0189	0.0200	-5.3	50.0
2-Chlorotoluene	Ave	0.6355	0.6239		0.0196	0.0200	-1.8	50.0
1,3,5-Trimethylbenzene	Ave	2.152	2.017		0.0187	0.0200	-6.3	50.0
4-Chlorotoluene	Ave	0.6781	0.6866		0.0202	0.0200	1.2	50.0
tert-Butylbenzene	Ave	1.889	1.745		0.0185	0.0200	-7.6	50.0
1,2,4-Trimethylbenzene	Ave	2.252	2.178		0.0193	0.0200	-3.3	50.0
sec-Butylbenzene	Ave	2.433	2.380		0.0196	0.0200	-2.2	50.0
1,3-Dichlorobenzene	Ave	1.288	1.213		0.0188	0.0200	-5.9	50.0
p-Isopropyltoluene	Ave	2.017	1.952		0.0194	0.0200	-3.2	50.0
1,4-Dichlorobenzene	Ave	1.346	1.249		0.0186	0.0200	-7.2	50.0
n-Butylbenzene	Ave	1.966	1.759		0.0179	0.0200	-10.5	50.0
1,2-Dichlorobenzene	Ave	1.279	1.227		0.0192	0.0200	-4.1	50.0
1,2-Dibromo-3-Chloropropane	Lin1		0.1522		0.0212	0.0200	6.0	50.0
1,3,5-Trichlorobenzene	Ave	0.8862	0.7610		0.0172	0.0200	-14.1	50.0
1,2,4-Trichlorobenzene	Ave	0.8521	0.7629		0.0179	0.0200	-10.5	50.0
Hexachlorobutadiene	Ave	0.3555	0.3338		0.0188	0.0200	-6.1	50.0
Naphthalene	Ave	2.597	2.645		0.0204	0.0200	1.8	50.0

FORM VII
GC/MS VOA CONTINUING CALIBRATION DATA

Lab Name: TestAmerica North Canton Job No.: 240-174-1

SDG No.:

Lab Sample ID: CCVIS 240-2965/3 Calibration Date: 05/27/2011 18:48

Instrument ID: A3UX9 Calib Start Date: 05/25/2011 21:58

GC Column: DB-624 ID: 0.18(mm) Calib End Date: 05/26/2011 00:07

Lab File ID: UX97748.D Conc. Units: ng/uL Heated Purge: (Y/N) N

ANALYTE	CURVE TYPE	AVE RRF	RRF	MIN RRF	CALC AMOUNT	SPIKE AMOUNT	%D	MAX %D
1,2,3-Trichlorobenzene	Ave	0.7883	0.7220		0.0183	0.0200	-8.4	50.0
Dibromofluoromethane (Surr)	Ave	0.1948	0.2100		0.0216	0.0200	7.8	50.0
1,2-Dichloroethane-d4 (Surr)	Ave	0.2872	0.2745		0.0191	0.0200	-4.4	50.0
Toluene-d8 (Surr)	Ave	1.151	1.174		0.0204	0.0200	2.0	50.0
4-Bromofluorobenzene (Surr)	Ave	0.4685	0.4788		0.0204	0.0200	2.2	50.0

FORM IV
GC/MS VOA METHOD BLANK SUMMARY

Lab Name: TestAmerica North Canton | Job No.: 240-174-1

SDG No.:

Lab File ID: UX97754.D | Lab Sample ID: MB 240-2965/6

Matrix: Water | Heated Purge:(Y/N) N

Instrument ID: A3UX9 | Date Analyzed: 05/27/2011 21:20

GC Column: DB-624 ID: 0.18(mm)

THIS METHOD BLANK APPLIES TO THE FOLLOWING SAMPLES:

CLIENT SAMPLE ID	LAB SAMPLE ID	LAB FILE ID	DATE ANALYZED
	LCS 240-2965/8	UX97752.D	05/27/2011 20:30
TB-051711	240-209-1	UX97755.D	05/27/2011 21:46
MW20S-051711 DL	240-209-2 DL	UX97757.D	05/27/2011 22:32
MW20I-051711 DL	240-209-3 DL	UX97758.D	05/27/2011 22:56
MW20D-051711	240-209-4	UX97759.D	05/27/2011 23:20

FORM I
GC/MS VOA ORGANICS ANALYSIS DATA SHEET

Lab Name: TestAmerica North Canton Job No.: 240-174-1

SDG No.:

Client Sample ID: Lab Sample ID: MB 240-2965/6

Matrix: Water Lab File ID: UX97754.D

Analysis Method: 8260B Date Collected:

Sample wt/vol: 5(mL) Date Analyzed: 05/27/2011 21:20

Soil Aliquot Vol: Dilution Factor: 1

Soil Extract Vol.: GC Column: DB-624 ID: 0.18(mm)

% Moisture: Level: (low/med) Low

Analysis Batch No.: 2965 Units: ug/L

CAS NO.	COMPOUND NAME	RESULT	Q	RL	MDL
67-64-1	Acetone	5.0	U	5.0	1.1
71-43-2	Benzene	1.0	U	1.0	0.13
108-86-1	Bromobenzene	1.0	U	1.0	0.13
74-97-5	Bromochloromethane	1.0	U	1.0	0.29
75-27-4	Bromodichloromethane	1.0	U	1.0	0.15
75-25-2	Bromoform	1.0	U	1.0	0.64
74-83-9	Bromomethane	1.0	U	1.0	0.41
78-93-3	2-Butanone	5.0	U	5.0	0.57
75-15-0	Carbon disulfide	1.0	U	1.0	0.13
56-23-5	Carbon tetrachloride	1.0	U	1.0	0.13
108-90-7	Chlorobenzene	1.0	U	1.0	0.15
75-00-3	Chloroethane	1.0	U	1.0	0.29
110-75-8	2-Chloroethyl vinyl ether	10	U	10	0.99
67-66-3	Chloroform	1.0	U	1.0	0.16
74-87-3	Chloromethane	1.0	U	1.0	0.30
95-49-8	2-Chlorotoluene	1.0	U	1.0	0.11
106-43-4	4-Chlorotoluene	1.0	U	1.0	0.18
156-59-2	cis-1,2-Dichloroethene	1.0	U	1.0	0.17
10061-01-5	cis-1,3-Dichloropropene	1.0	U	1.0	0.14
124-48-1	Dibromochloromethane	1.0	U	1.0	0.18
96-12-8	1,2-Dibromo-3-Chloropropane	5.0	U	5.0	0.67
106-93-4	1,2-Dibromoethane	1.0	U	1.0	0.24
74-95-3	Dibromomethane	1.0	U	1.0	0.28
95-50-1	1,2-Dichlorobenzene	1.0	U	1.0	0.13
541-73-1	1,3-Dichlorobenzene	1.0	U	1.0	0.14
106-46-7	1,4-Dichlorobenzene	1.0	U	1.0	0.13
75-71-8	Dichlorodifluoromethane	1.0	U	1.0	0.31
75-34-3	1,1-Dichloroethane	1.0	U	1.0	0.15
107-06-2	1,2-Dichloroethane	1.0	U	1.0	0.22
75-35-4	1,1-Dichloroethene	1.0	U	1.0	0.19
78-87-5	1,2-Dichloropropane	1.0	U	1.0	0.18
142-28-9	1,3-Dichloropropane	1.0	U	1.0	0.16
594-20-7	2,2-Dichloropropane	1.0	U	1.0	0.13
563-58-6	1,1-Dichloropropene	1.0	U	1.0	0.13
108-20-3	Diisopropyl ether	5.0	U	5.0	1.5
100-41-4	Ethylbenzene	1.0	U	1.0	0.17

FORM I
GC/MS VOA ORGANICS ANALYSIS DATA SHEET

Lab Name: TestAmerica North Canton | Job No.: 240-174-1

SDG No.:

Client Sample ID: | Lab Sample ID: MB 240-2965/6

Matrix: Water | Lab File ID: UX97754.D

Analysis Method: 8260B | Date Collected:

Sample wt/vol: 5(mL) | Date Analyzed: 05/27/2011 21:20

Soil Aliquot Vol: | Dilution Factor: 1

Soil Extract Vol.: | GC Column: DB-624 ID: 0.18(mm)

% Moisture: | Level: (low/med) Low

Analysis Batch No.: 2965 | Units: ug/L

CAS NO.	COMPOUND NAME	RESULT	Q	RL	MDL
637-92-3	Ethyl-t-butyl ether (ETBE)	5.0	U	5.0	0.11
87-68-3	Hexachlorobutadiene	1.0	U	1.0	0.30
591-78-6	2-Hexanone	5.0	U	5.0	0.41
98-82-8	Isopropylbenzene	1.0	U	1.0	0.13
75-09-2	Methylene Chloride	1.0	U	1.0	0.33
108-10-1	4-Methyl-2-pentanone	5.0	U	5.0	0.32
1634-04-4	Methyl tert-butyl ether	5.0	U	5.0	0.17
179601-23-1	m-Xylene & p-Xylene	2.0	U	2.0	0.24
91-20-3	Naphthalene	1.0	U	1.0	0.24
104-51-8	n-Butylbenzene	0.144	J	1.0	0.12
103-65-1	n-Propylbenzene	1.0	U	1.0	0.14
95-47-6	o-Xylene	1.0	U	1.0	0.14
99-87-6	p-Isopropyltoluene	1.0	U	1.0	0.12
135-98-8	sec-Butylbenzene	1.0	U	1.0	0.13
100-42-5	Styrene	1.0	U	1.0	0.11
994-05-8	Tert-amyl-methyl ether (TAME)	5.0	U	5.0	0.067
75-65-0	tert-Butyl alcohol	20	U	20	3.9
98-06-6	tert-Butylbenzene	1.0	U	1.0	0.13
630-20-6	1,1,1,2-Tetrachloroethane	1.0	U	1.0	0.23
79-34-5	1,1,2,2-Tetrachloroethane	1.0	U	1.0	0.18
127-18-4	Tetrachloroethene	1.0	U	1.0	0.29
108-88-3	Toluene	1.0	U	1.0	0.13
156-60-5	trans-1,2-Dichloroethene	1.0	U	1.0	0.19
10061-02-6	trans-1,3-Dichloropropene	1.0	U	1.0	0.19
87-61-6	1,2,3-Trichlorobenzene	1.0	U	1.0	0.17
120-82-1	1,2,4-Trichlorobenzene	0.177	J	1.0	0.15
71-55-6	1,1,1-Trichloroethane	1.0	U	1.0	0.22
79-01-6	Trichloroethene	1.0	U	1.0	0.17
75-69-4	Trichlorofluoromethane	1.0	U	1.0	0.21
96-18-4	1,2,3-Trichloropropane	1.0	U	1.0	0.43
76-13-1	1,1,2-Trichloro-1,2,2-trichfluoroethane	1.0	U	1.0	0.28
526-73-8	1,2,3-Trimethylbenzene	5.0	U	5.0	0.0059
95-63-6	1,2,4-Trimethylbenzene	1.0	U	1.0	0.12
108-05-4	Vinyl acetate	2.0	U	2.0	0.19
75-01-4	Vinyl chloride	1.0	U	1.0	0.22

FORM I
GC/MS VOA ORGANICS ANALYSIS DATA SHEET

Lab Name: TestAmerica North Canton | Job No.: 240-174-1

SDG No.:

Client Sample ID: | Lab Sample ID: MB 240-2965/6

Matrix: Water | Lab File ID: UX97754.D

Analysis Method: 8260B | Date Collected:

Sample wt/vol: 5(mL) | Date Analyzed: 05/27/2011 21:20

Soil Aliquot Vol: | Dilution Factor: 1

Soil Extract Vol.: | GC Column: DB-624 ID: 0.18(mm)

% Moisture: | Level: (low/med) Low

Analysis Batch No.: 2965 | Units: ug/L

CAS NO.	COMPOUND NAME	RESULT	Q	RL	MDL
1330-20-7	Xylenes, Total	2.0	U	2.0	0.28

CAS NO.	SURROGATE	%REC	Q	LIMITS
460-00-4	4-Bromofluorobenzene (Surr)	96		66-117
1868-53-7	Dibromofluoromethane (Surr)	104		75-121
17060-07-0	1,2-Dichloroethane-d4 (Surr)	96		63-129
2037-26-5	Toluene-d8 (Surr)	100		74-115

FORM I
GC/MS VOA ORGANICS ANALYSIS DATA SHEET
TENTATIVELY IDENTIFIED COMPOUNDS

Lab Name: TestAmerica North Canton	Job No.: 240-174-1
SDG No.:	
Client Sample ID:	Lab Sample ID: MB 240-2965/6
Matrix: Water	Lab File ID: UX97754.D
Analysis Method: 8260B	Date Collected:
Sample wt/vol: 5(mL)	Date Analyzed: 05/27/2011 21:20
Soil Aliquot Vol:	Dilution Factor: 1
Soil Extract Vol.:	GC Column: DB-624 ID: 0.18(mm)
% Moisture:	Level: (low/med) Low
Analysis Batch No.: 2965	Units: ug/L
Number TICs Found: 0	TIC Result Total: 0

CAS NO.	COMPOUND NAME	RT	RESULT	Q
Tentatively Identified Compound			None	

FORM I-TIC 8260B

FORM II
GC/MS VOA SURROGATE RECOVERY

Lab Name: TestAmerica North Canton Job No.: 240-174-1

SDG No.:

Matrix: Water Level: Low

GC Column (1): DB-624 ID: 0.18 (mm)

Client Sample ID	Lab Sample ID	DBFM	#	DCA	#	TOL	#	BFB	#
TB-051611	240-174-1	101		102		95		88	
MW15S-051611	240-174-2	99		100		96		87	
MW15I-051611	240-174-3	101		105		97		90	
MW15D-051611	240-174-4	104		104		96		90	
TB-051711	240-209-1	103		94		100		96	
MW20S-051711 DL	240-209-2 DL	107		105		102		105	
MW20I-051711 DL	240-209-3 DL	104		101		103		102	
MW20D-051711	240-209-4	108		98		100		96	
TB-051811	240-271-1	93		91		96		94	
MW16S-051811	240-271-2	94		92		96		96	
MW16S-051811 DL	240-271-2 DL	93		94		91		94	
MW16I-051811	240-271-3	94		94		99		94	
MW16I-051811 DL	240-271-3 DL	99		99		94		93	
MW16D-051811	240-271-4	96		95		94		93	
	MB 240-2565/5	96		98		95		92	
	MB 240-2965/6	104		96		100		96	
	MB 240-3253/5	91		95		93		96	
	MB 240-3428/5	92		93		91		98	
	LCS 240-2565/4	96		96		99		110	
	LCS 240-2965/8	108		108		104		104	
	LCS 240-3253/4	90		95		98		111	
	LCS 240-3428/4	92		96		97		112	

	QC LIMITS
DBFM = Dibromofluoromethane (Surr)	75-121
DCA = 1,2-Dichloroethane-d4 (Surr)	63-129
TOL = Toluene-d8 (Surr)	74-115
BFB = 4-Bromofluorobenzene (Surr)	66-117

Column to be used to flag recovery values

FORM II 8260B

FORM III
GC/MS VOA LAB CONTROL SAMPLE RECOVERY

Lab Name: TestAmerica North Canton Job No.: 240-174-1

SDG No.:

Matrix: Water Level: Low Lab File ID: UXX1803.D

Lab ID: LCS 240-2565/4 Client ID:

COMPOUND	SPIKE ADDED (ug/L)	LCS CONCENTRATION (ug/L)	LCS % REC	QC LIMITS REC	#
Acetone	20.0	20.3	102	43-136	
Benzene	10.0	10.6	106	83-112	
Bromobenzene	10.0	9.75	98	76-115	
Bromochloromethane	10.0	9.85	98	77-120	
Bromodichloromethane	10.0	11.5	115	72-121	
Bromoform	10.0	10.1	101	40-131	
Bromomethane	10.0	5.80	58	11-185	
2-Butanone	20.0	21.0	105	60-126	
Carbon disulfide	10.0	11.0	110	62-142	
Carbon tetrachloride	10.0	10.1	101	66-128	
Chlorobenzene	10.0	10.0	100	85-110	
Chloroethane	10.0	7.34	73	25-153	
2-Chloroethyl vinyl ether	10.0	9.34 J	93	52-131	
Chloroform	10.0	10.6	106	79-117	
Chloromethane	10.0	10.5	105	44-126	
2-Chlorotoluene	10.0	9.94	99	76-116	
4-Chlorotoluene	10.0	10.3	103	77-115	
cis-1,2-Dichloroethene	10.0	9.96	100	80-113	
cis-1,3-Dichloropropene	10.0	10.6	106	61-115	
Dibromochloromethane	10.0	11.4	114	64-119	
1,2-Dibromo-3-Chloropropane	10.0	11.2	112	42-136	
1,2-Dibromoethane	10.0	10.4	104	79-113	
Dibromomethane	10.0	10.9	109	81-120	
1,2-Dichlorobenzene	10.0	9.82	98	81-110	
1,3-Dichlorobenzene	10.0	9.71	97	80-110	
1,4-Dichlorobenzene	10.0	9.77	98	82-110	
Dichlorodifluoromethane	10.0	6.67	67	19-129	
1,1-Dichloroethane	10.0	10.9	109	82-115	
1,2-Dichloroethane	10.0	11.0	110	71-127	
1,1-Dichloroethene	10.0	10.5	105	78-131	
1,2-Dichloropropane	10.0	11.2	112	81-115	
1,3-Dichloropropane	10.0	10.8	108	79-116	
2,2-Dichloropropane	10.0	9.83	98	50-129	
1,1-Dichloropropene	10.0	10.6	106	83-114	
Diisopropyl ether	10.0	9.73	97	77-118	
Ethylbenzene	10.0	10.2	102	83-112	
Hexachlorobutadiene	10.0	8.27	83	36-134	
2-Hexanone	20.0	24.8	124	55-133	
Isopropylbenzene	10.0	10.2	102	75-114	
Methylene Chloride	10.0	10.5	105	66-131	
4-Methyl-2-pentanone	20.0	22.6	113	63-128	
Methyl tert-butyl ether	10.0	10.4	104	52-144	

Column to be used to flag recovery and RPD values

FORM III 8260B

FORM III
GC/MS VOA LAB CONTROL SAMPLE RECOVERY

Lab Name: TestAmerica North Canton Job No.: 240-174-1

SDG No.:

Matrix: Water Level: Low Lab File ID: UXX1803.D

Lab ID: LCS 240-2565/4 Client ID:

COMPOUND	SPIKE ADDED (ug/L)	LCS CONCENTRATION (ug/L)	LCS % REC	QC LIMITS REC	#
m-Xylene & p-Xylene	20.0	20.9	104	83-113	
Naphthalene	10.0	8.65	86	32-141	
n-Butylbenzene	10.0	11.0	110	66-125	
n-Propylbenzene	10.0	10.6	106	74-121	
o-Xylene	10.0	10.6	106	83-113	
p-Isopropyltoluene	10.0	10.7	107	74-120	
sec-Butylbenzene	10.0	10.2	102	70-117	
Styrene	10.0	10.6	106	79-114	
tert-Butyl alcohol	200	198	99		
tert-Butylbenzene	10.0	9.87	99	71-115	
1,1,1,2-Tetrachloroethane	10.0	10.9	109	72-116	
1,1,2,2-Tetrachloroethane	10.0	10.7	107	68-118	
Tetrachloroethene	10.0	9.64	96	79-114	
Toluene	10.0	10.6	106	84-111	
trans-1,2-Dichloroethene	10.0	10.5	105	83-117	
trans-1,3-Dichloropropene	10.0	10.6	106	58-117	
1,2,3-Trichlorobenzene	10.0	8.56	86	54-126	
1,2,4-Trichlorobenzene	10.0	8.75	88	48-135	
1,1,1-Trichloroethane	10.0	10.0	100	74-118	
Trichloroethene	10.0	10.1	101	76-117	
Trichlorofluoromethane	10.0	6.88	69	49-157	
1,2,3-Trichloropropane	10.0	9.97	100	73-129	
1,1,2-Trichloro-1,2,2-trichfluoroethane	10.0	8.01	80	74-151	
1,2,3-Trimethylbenzene	10.0	9.35	94		
1,2,4-Trimethylbenzene	10.0	10.8	108	76-120	
Vinyl acetate	10.0	9.97	100		
Vinyl chloride	10.0	9.18	92	53-127	

Column to be used to flag recovery and RPD values

FORM III 8260B

FORM III
GC/MS VOA LAB CONTROL SAMPLE RECOVERY

Lab Name: TestAmerica North Canton Job No.: 240-174-1

SDG No.:

Matrix: Water Level: Low Lab File ID: UX97752.D

Lab ID: LCS 240-2965/8 Client ID:

COMPOUND	SPIKE ADDED (ug/L)	LCS CONCENTRATION (ug/L)	LCS % REC	QC LIMITS REC	#
Acetone	40.0	42.5	106	43-136	
Benzene	20.0	19.4	97	83-112	
Bromobenzene	20.0	17.6	88	76-115	
Bromochloromethane	20.0	19.2	96	77-120	
Bromodichloromethane	20.0	19.5	98	72-121	
Bromoform	20.0	19.5	98	40-131	
Bromomethane	20.0	19.7	98	11-185	
2-Butanone	40.0	40.7	102	60-126	
Carbon disulfide	20.0	19.5	98	62-142	
Carbon tetrachloride	20.0	22.0	110	66-128	
Chlorobenzene	20.0	17.9	90	85-110	
Chloroethane	20.0	19.9	100	25-153	
2-Chloroethyl vinyl ether	20.0	21.5	108	52-131	
Chloroform	20.0	19.8	99	79-117	
Chloromethane	20.0	21.4	107	44-126	
2-Chlorotoluene	20.0	19.0	95	76-116	
4-Chlorotoluene	20.0	19.7	98	77-115	
cis-1,2-Dichloroethene	20.0	18.6	93	80-113	
cis-1,3-Dichloropropene	20.0	18.2	91	61-115	
Dibromochloromethane	20.0	17.8	89	64-119	
1,2-Dibromo-3-Chloropropane	20.0	20.0	100	42-136	
1,2-Dibromoethane	20.0	18.3	92	79-113	
Dibromomethane	20.0	20.1	100	81-120	
1,2-Dichlorobenzene	20.0	18.5	92	81-110	
1,3-Dichlorobenzene	20.0	17.5	88	80-110	
1,4-Dichlorobenzene	20.0	17.7	88	82-110	
Dichlorodifluoromethane	20.0	23.8	119	19-129	
1,1-Dichloroethane	20.0	19.4	97	82-115	
1,2-Dichloroethane	20.0	20.5	102	71-127	
1,1-Dichloroethene	20.0	20.7	104	78-131	
1,2-Dichloropropane	20.0	19.7	98	81-115	
1,3-Dichloropropane	20.0	18.4	92	79-116	
2,2-Dichloropropane	20.0	18.2	91	50-129	
1,1-Dichloropropene	20.0	17.8	89	83-114	
Diisopropyl ether	20.0	20.7	104	77-118	
Ethylbenzene	20.0	18.7	94	83-112	
Hexachlorobutadiene	20.0	17.0	85	36-134	
2-Hexanone	40.0	39.6	99	55-133	
Isopropylbenzene	20.0	17.3	86	75-114	
Methylene Chloride	20.0	20.5	102	66-131	
4-Methyl-2-pentanone	40.0	40.9	102	63-128	
Methyl tert-butyl ether	20.0	19.8	99	52-144	

Column to be used to flag recovery and RPD values

FORM III 8260B

FORM III
GC/MS VOA LAB CONTROL SAMPLE RECOVERY

Lab Name: TestAmerica North Canton Job No.: 240-174-1

SDG No.:

Matrix: Water Level: Low Lab File ID: UX97752.D

Lab ID: LCS 240-2965/8 Client ID:

COMPOUND	SPIKE ADDED (ug/L)	LCS CONCENTRATION (ug/L)	LCS % REC	QC LIMITS REC	#
m-Xylene & p-Xylene	40.0	36.2	90	83-113	
Naphthalene	20.0	18.8	94	32-141	
n-Butylbenzene	20.0	17.2	86	66-125	
n-Propylbenzene	20.0	17.7	88	74-121	
o-Xylene	20.0	17.8	89	83-113	
p-Isopropyltoluene	20.0	18.2	91	74-120	
sec-Butylbenzene	20.0	18.3	92	70-117	
Styrene	20.0	18.1	90	79-114	
tert-Butyl alcohol	400	477	119		
tert-Butylbenzene	20.0	18.6	93	71-115	
1,1,1,2-Tetrachloroethane	20.0	19.5	98	72-116	
1,1,2,2-Tetrachloroethane	20.0	19.1	96	68-118	
Tetrachloroethene	20.0	18.5	92	79-114	
Toluene	20.0	18.1	90	84-111	
trans-1,2-Dichloroethene	20.0	18.4	92	83-117	
trans-1,3-Dichloropropene	20.0	20.0	100	58-117	
1,2,3-Trichlorobenzene	20.0	17.4	87	54-126	
1,2,4-Trichlorobenzene	20.0	16.6	83	48-135	
1,1,1-Trichloroethane	20.0	19.9	100	74-118	
Trichloroethene	20.0	18.4	92	76-117	
Trichlorofluoromethane	20.0	23.4	117	49-157	
1,2,3-Trichloropropane	20.0	22.3	112	73-129	
1,1,2-Trichloro-1,2,2-trichfluoroethane	20.0	21.5	108	74-151	
1,2,3-Trimethylbenzene	20.0	19.6	98		
1,2,4-Trimethylbenzene	20.0	18.2	91	76-120	
Vinyl acetate	20.0	25.8	129		
Vinyl chloride	20.0	20.3	102	53-127	

Column to be used to flag recovery and RPD values

FORM III 8260B

FORM III
GC/MS VOA LAB CONTROL SAMPLE RECOVERY

Lab Name: TestAmerica North Canton Job No.: 240-174-1

SDG No.:

Matrix: Water Level: Low Lab File ID: UXX2072.D

Lab ID: LCS 240-3253/4 Client ID:

COMPOUND	SPIKE ADDED (ug/L)	LCS CONCENTRATION (ug/L)	LCS % REC	QC LIMITS REC	#
Acetone	20.0	21.0	105	43-136	
Benzene	10.0	10.1	101	83-112	
Bromobenzene	10.0	9.37	94	76-115	
Bromochloromethane	10.0	9.43	94	77-120	
Bromodichloromethane	10.0	10.9	109	72-121	
Bromoform	10.0	9.75	98	40-131	
Bromomethane	10.0	5.02	50	11-185	
2-Butanone	20.0	21.7	108	60-126	
Carbon disulfide	10.0	10.4	104	62-142	
Carbon tetrachloride	10.0	10.1	101	66-128	
Chlorobenzene	10.0	9.54	95	85-110	
Chloroethane	10.0	6.25	62	25-153	
2-Chloroethyl vinyl ether	10.0	9.69 J	97	52-131	
Chloroform	10.0	10.4	104	79-117	
Chloromethane	10.0	9.47	95	44-126	
2-Chlorotoluene	10.0	9.88	99	76-116	
4-Chlorotoluene	10.0	9.92	99	77-115	
cis-1,2-Dichloroethene	10.0	9.61	96	80-113	
cis-1,3-Dichloropropene	10.0	10.4	104	61-115	
Dibromochloromethane	10.0	11.0	110	64-119	
1,2-Dibromo-3-Chloropropane	10.0	11.3	113	42-136	
1,2-Dibromoethane	10.0	10.2	102	79-113	
Dibromomethane	10.0	10.5	105	81-120	
1,2-Dichlorobenzene	10.0	9.35	94	81-110	
1,3-Dichlorobenzene	10.0	9.26	93	80-110	
1,4-Dichlorobenzene	10.0	9.30	93	82-110	
Dichlorodifluoromethane	10.0	7.57	76	19-129	
1,1-Dichloroethane	10.0	10.6	106	82-115	
1,2-Dichloroethane	10.0	10.4	104	71-127	
1,1-Dichloroethene	10.0	10.4	104	78-131	
1,2-Dichloropropane	10.0	10.8	108	81-115	
1,3-Dichloropropane	10.0	10.6	106	79-116	
2,2-Dichloropropane	10.0	10.1	101	50-129	
1,1-Dichloropropene	10.0	10.6	106	83-114	
Diisopropyl ether	10.0	9.40	94	77-118	
Ethylbenzene	10.0	9.64	96	83-112	
Hexachlorobutadiene	10.0	8.20	82	36-134	
2-Hexanone	20.0	24.6	123	55-133	
Isopropylbenzene	10.0	9.69	97	75-114	
Methylene Chloride	10.0	10.1	101	66-131	
4-Methyl-2-pentanone	20.0	23.4	117	63-128	
Methyl tert-butyl ether	10.0	10.1	101	52-144	

Column to be used to flag recovery and RPD values

FORM III 8260B

FORM III
GC/MS VOA LAB CONTROL SAMPLE RECOVERY

Lab Name: TestAmerica North Canton Job No.: 240-174-1

SDG No.:

Matrix: Water Level: Low Lab File ID: UXX2072.D

Lab ID: LCS 240-3253/4 Client ID:

COMPOUND	SPIKE ADDED (ug/L)	LCS CONCENTRATION (ug/L)	LCS % REC	QC LIMITS REC	#
m-Xylene & p-Xylene	20.0	19.4	97	83-113	
Naphthalene	10.0	8.69	87	32-141	
n-Butylbenzene	10.0	10.7	107	66-125	
n-Propylbenzene	10.0	10.3	103	74-121	
o-Xylene	10.0	9.74	97	83-113	
p-Isopropyltoluene	10.0	10.6	106	74-120	
sec-Butylbenzene	10.0	10.3	103	70-117	
Styrene	10.0	10.1	101	79-114	
tert-Butyl alcohol	200	177	88		
tert-Butylbenzene	10.0	9.93	99	71-115	
1,1,1,2-Tetrachloroethane	10.0	10.2	102	72-116	
1,1,2,2-Tetrachloroethane	10.0	11.0	110	68-118	
Tetrachloroethene	10.0	9.57	96	79-114	
Toluene	10.0	10.3	103	84-111	
trans-1,2-Dichloroethene	10.0	9.76	98	83-117	
trans-1,3-Dichloropropene	10.0	10.2	102	58-117	
1,2,3-Trichlorobenzene	10.0	8.51	85	54-126	
1,2,4-Trichlorobenzene	10.0	7.98	80	48-135	
1,1,1-Trichloroethane	10.0	9.70	97	74-118	
Trichloroethene	10.0	9.61	96	76-117	
Trichlorofluoromethane	10.0	6.75	68	49-157	
1,2,3-Trichloropropane	10.0	9.96	100	73-129	
1,1,2-Trichloro-1,2,2-trichfluoroethane	10.0	9.72	97	74-151	
1,2,3-Trimethylbenzene	10.0	9.04	90		
1,2,4-Trimethylbenzene	10.0	10.5	105	76-120	
Vinyl acetate	10.0	10.3	103		
Vinyl chloride	10.0	8.53	85	53-127	

Column to be used to flag recovery and RPD values

FORM III 8260B

FORM III
GC/MS VOA LAB CONTROL SAMPLE RECOVERY

Lab Name: TestAmerica North Canton Job No.: 240-174-1

SDG No.:

Matrix: Water Level: Low Lab File ID: UXX2104.D

Lab ID: LCS 240-3428/4 Client ID:

COMPOUND	SPIKE ADDED (ug/L)	LCS CONCENTRATION (ug/L)	LCS % REC	QC LIMITS REC	#
Acetone	20.0	21.4	107	43-136	
Benzene	10.0	10.2	102	83-112	
Bromobenzene	10.0	9.16	92	76-115	
Bromochloromethane	10.0	9.59	96	77-120	
Bromodichloromethane	10.0	11.0	110	72-121	
Bromoform	10.0	9.67	97	40-131	
Bromomethane	10.0	4.93	49	11-185	
2-Butanone	20.0	22.4	112	60-126	
Carbon disulfide	10.0	10.5	105	62-142	
Carbon tetrachloride	10.0	10.2	102	66-128	
Chlorobenzene	10.0	9.40	94	85-110	
Chloroethane	10.0	6.13	61	25-153	
2-Chloroethyl vinyl ether	10.0	8.45 J	84	52-131	
Chloroform	10.0	10.5	105	79-117	
Chloromethane	10.0	9.48	95	44-126	
2-Chlorotoluene	10.0	9.71	97	76-116	
4-Chlorotoluene	10.0	9.63	96	77-115	
cis-1,2-Dichloroethene	10.0	9.77	98	80-113	
cis-1,3-Dichloropropene	10.0	10.2	102	61-115	
Dibromochloromethane	10.0	10.7	107	64-119	
1,2-Dibromo-3-Chloropropane	10.0	10.7	107	42-136	
1,2-Dibromoethane	10.0	9.98	100	79-113	
Dibromomethane	10.0	10.6	106	81-120	
1,2-Dichlorobenzene	10.0	9.07	91	81-110	
1,3-Dichlorobenzene	10.0	9.05	90	80-110	
1,4-Dichlorobenzene	10.0	9.03	90	82-110	
Dichlorodifluoromethane	10.0	7.96	80	19-129	
1,1-Dichloroethane	10.0	10.7	107	82-115	
1,2-Dichloroethane	10.0	10.4	104	71-127	
1,1-Dichloroethene	10.0	10.6	106	78-131	
1,2-Dichloropropane	10.0	10.7	107	81-115	
1,3-Dichloropropane	10.0	10.3	103	79-116	
2,2-Dichloropropane	10.0	10.1	101	50-129	
1,1-Dichloropropene	10.0	10.7	107	83-114	
Diisopropyl ether	10.0	9.42	94	77-118	
Ethylbenzene	10.0	9.67	97	83-112	
Hexachlorobutadiene	10.0	7.99	80	36-134	
2-Hexanone	20.0	25.6	128	55-133	
Isopropylbenzene	10.0	9.65	96	75-114	
Methylene Chloride	10.0	11.3	113	66-131	
4-Methyl-2-pentanone	20.0	24.2	121	63-128	
Methyl tert-butyl ether	10.0	10.3	103	52-144	

Column to be used to flag recovery and RPD values

FORM III 8260B

FORM III
GC/MS VOA LAB CONTROL SAMPLE RECOVERY

Lab Name: TestAmerica North Canton Job No.: 240-174-1

SDG No.:

Matrix: Water Level: Low Lab File ID: UXX2104.D

Lab ID: LCS 240-3428/4 Client ID:

COMPOUND	SPIKE ADDED (ug/L)	LCS CONCENTRATION (ug/L)	LCS % REC	QC LIMITS REC	#
m-Xylene & p-Xylene	20.0	19.3	96	83-113	
Naphthalene	10.0	8.25	82	32-141	
n-Butylbenzene	10.0	10.5	105	66-125	
n-Propylbenzene	10.0	10.1	101	74-121	
o-Xylene	10.0	9.63	96	83-113	
p-Isopropyltoluene	10.0	10.3	103	74-120	
sec-Butylbenzene	10.0	10.1	101	70-117	
Styrene	10.0	9.90	99	79-114	
tert-Butyl alcohol	200	210	105		
tert-Butylbenzene	10.0	9.79	98	71-115	
1,1,1,2-Tetrachloroethane	10.0	9.98	100	72-116	
1,1,2,2-Tetrachloroethane	10.0	10.6	106	68-118	
Tetrachloroethene	10.0	9.26	93	79-114	
Toluene	10.0	10.0	100	84-111	
trans-1,2-Dichloroethene	10.0	10.1	101	83-117	
trans-1,3-Dichloropropene	10.0	9.65	96	58-117	
1,2,3-Trichlorobenzene	10.0	8.17	82	54-126	
1,2,4-Trichlorobenzene	10.0	7.73	77	48-135	
1,1,1-Trichloroethane	10.0	9.82	98	74-118	
Trichloroethene	10.0	9.58	96	76-117	
Trichlorofluoromethane	10.0	6.90	69	49-157	
1,2,3-Trichloropropane	10.0	9.89	99	73-129	
1,1,2-Trichloro-1,2,2-trichfluoroethane	10.0	10.2	102	74-151	
1,2,3-Trimethylbenzene	10.0	8.91	89		
1,2,4-Trimethylbenzene	10.0	10.2	102	76-120	
Vinyl acetate	10.0	10.4	104		
Vinyl chloride	10.0	8.81	88	53-127	

Column to be used to flag recovery and RPD values

FORM III 8260B

FORM VIII
GC/MS VOA INTERNAL STANDARD AREA AND RETENTION TIME SUMMARY

Lab Name: TestAmerica North Canton Job No.: 240-174-1

SDG No.:

Sample No.: STD8260 240-2117/4 Date Analyzed: 05/18/2011 10:37

Instrument ID: A3UX10 GC Column: DB-624 ID: 0.18(mm)

Lab File ID (Standard): UXX1513.D Heated Purge: (Y/N) N

Calibration ID: 1095

		FB		CBZ		DCB	
		AREA #	RT #	AREA #	RT #	AREA #	RT #
INITIAL CALIBRATION MID-POINT		1827561	5.11	1310149	7.79	810197	10.04
UPPER LIMIT		3655122	5.61	2620298	8.29	1620394	10.54
LOWER LIMIT		913781	4.61	655075	7.29	405099	9.54
LAB SAMPLE ID	CLIENT SAMPLE ID						
ICV 240-2117/8		1751261	5.11	1260690	7.79	812681	10.04

FB = Fluorobenzene
CBZ = Chlorobenzene-d5
DCB = 1,4-Dichlorobenzene-d4

Area Limit = 50%-200% of internal standard area
RT Limit = ± 0.5 minutes of internal standard RT

Column used to flag values outside QC limits

FORM VIII 8260B

FORM VIII
GC/MS VOA INTERNAL STANDARD AREA AND RETENTION TIME SUMMARY

Lab Name: TestAmerica North Canton Job No.: 240-174-1

SDG No.:

Sample No.: CCV8260 240-2565/2 Date Analyzed: 05/25/2011 10:23

Instrument ID: A3UX10 GC Column: DB-624 ID: 0.18(mm)

Lab File ID (Standard): UXX1801.D Heated Purge: (Y/N) N

Calibration ID: 1095

		FB		CBZ		DCB	
		AREA #	RT #	AREA #	RT #	AREA #	RT #
12/24 HOUR STD		2028777	5.11	1426249	7.79	921212	10.04
UPPER LIMIT		4057554	5.61	2852498	8.29	1842424	10.54
LOWER LIMIT		1014389	4.61	713125	7.29	460606	9.54
LAB SAMPLE ID	CLIENT SAMPLE ID						
CCV 240-2565/3		2095175	5.11	1410948	7.79	777333	10.04
LCS 240-2565/4		2089298	5.11	1463319	7.79	949132	10.04
MB 240-2565/5		1917497	5.12	1347850	7.79	743074	10.04
240-174-1	TB-051611	1794868	5.12	1245501	7.79	650133	10.04
240-174-2	MW15S-051611	1865182	5.11	1298028	7.79	669117	10.04
240-174-3	MW15I-051611	1768068	5.11	1250020	7.79	657106	10.04
240-174-4	MW15D-051611	1746751	5.11	1242213	7.79	651300	10.04

FB = Fluorobenzene
CBZ = Chlorobenzene-d5
DCB = 1,4-Dichlorobenzene-d4

Area Limit = 50%-200% of internal standard area
RT Limit = ± 0.5 minutes of internal standard RT

Column used to flag values outside QC limits

FORM VIII 8260B

FORM VIII
GC/MS VOA INTERNAL STANDARD AREA AND RETENTION TIME SUMMARY

Lab Name: TestAmerica North Canton Job No.: 240-174-1

SDG No.:

Sample No.: CCV8260 240-3253/2 Date Analyzed: 06/01/2011 13:44

Instrument ID: A3UX10 GC Column: DB-624 ID: 0.18(mm)

Lab File ID (Standard): UXX2070.D Heated Purge: (Y/N) N

Calibration ID: 1095

		FB		CBZ		DCB	
		AREA #	RT #	AREA #	RT #	AREA #	RT #
12/24 HOUR STD		1627329	5.12	1118122	7.79	659410	10.04
UPPER LIMIT		3254658	5.62	2236244	8.29	1318820	10.54
LOWER LIMIT		813665	4.62	559061	7.29	329705	9.54
LAB SAMPLE ID	CLIENT SAMPLE ID						
CCV 240-3253/3		1629733	5.12	1049341	7.79	542171	10.04
LCS 240-3253/4		1641024	5.12	1139387	7.79	690672	10.04
MB 240-3253/5		1517812	5.12	1047555	7.79	556565	10.04
240-271-1	TB-051811	1521876	5.11	1016552	7.79	537944	10.04
240-271-2	MW16S-051811	1577144	5.11	1070184	7.79	575091	10.04
240-271-3	MW16I-051811	1557974	5.11	1025366	7.79	523093	10.04
240-271-4	MW16D-051811	1460995	5.12	993402	7.79	527413	10.04

FB = Fluorobenzene
CBZ = Chlorobenzene-d5
DCB = 1,4-Dichlorobenzene-d4

Area Limit = 50%-200% of internal standard area
RT Limit = ± 0.5 minutes of internal standard RT

Column used to flag values outside QC limits

FORM VIII 8260B

FORM VIII
GC/MS VOA INTERNAL STANDARD AREA AND RETENTION TIME SUMMARY

Lab Name: TestAmerica North Canton Job No.: 240-174-1

SDG No.:

Sample No.: CCV8260 240-3428/2 Date Analyzed: 06/02/2011 15:16

Instrument ID: A3UX10 GC Column: DB-624 ID: 0.18(mm)

Lab File ID (Standard): UXX2102.D Heated Purge: (Y/N) N

Calibration ID: 1095

		FB		CBZ		DCB	
		AREA #	RT #	AREA #	RT #	AREA #	RT #
12/24 HOUR STD		1619599	5.11	1150790	7.79	715764	10.04
UPPER LIMIT		3239198	5.61	2301580	8.29	1431528	10.54
LOWER LIMIT		809800	4.61	575395	7.29	357882	9.54
LAB SAMPLE ID	CLIENT SAMPLE ID						
CCV 240-3428/3		1604997	5.11	1107031	7.79	596661	10.04
LCS 240-3428/4		1613346	5.12	1140572	7.79	697142	10.04
MB 240-3428/5		1523401	5.12	1087854	7.79	607370	10.04
240-271-2 DL	MW16S-051811 DL	1512231	5.12	1068842	7.79	579450	10.04
240-271-3 DL	MW16I-051811 DL	1403609	5.11	1003329	7.79	531496	10.04

FB = Fluorobenzene
CBZ = Chlorobenzene-d5
DCB = 1,4-Dichlorobenzene-d4

Area Limit = 50%-200% of internal standard area
RT Limit = ± 0.5 minutes of internal standard RT

Column used to flag values outside QC limits

FORM VIII 8260B

FORM VIII
GC/MS VOA INTERNAL STANDARD AREA AND RETENTION TIME SUMMARY

Lab Name: TestAmerica North Canton Job No.: 240-174-1

SDG No.:

Sample No.: STD8260 240-2631/13 Date Analyzed: 05/25/2011 23:15

Instrument ID: A3UX9 GC Column: DB-624 ID: 0.18(mm)

Lab File ID (Standard): UX97715.D Heated Purge: (Y/N) N

Calibration ID: 1157

		FB		CBZ		DCB	
		AREA #	RT #	AREA #	RT #	AREA #	RT #
INITIAL CALIBRATION MID-POINT		891013	5.30	651132	7.96	353185	10.18
UPPER LIMIT		1782026	5.80	1302264	8.46	706370	10.68
LOWER LIMIT		445507	4.80	325566	7.46	176593	9.68
LAB SAMPLE ID	CLIENT SAMPLE ID						
ICV 240-2631/16		905902	5.29	681608	7.96	346996	10.19

FB = Fluorobenzene
CBZ = Chlorobenzene-d5
DCB = 1,4-Dichlorobenzene-d4

Area Limit = 50%-200% of internal standard area
RT Limit = ± 0.5 minutes of internal standard RT

Column used to flag values outside QC limits

FORM VIII 8260B

FORM VIII
GC/MS VOA INTERNAL STANDARD AREA AND RETENTION TIME SUMMARY

Lab Name: TestAmerica North Canton Job No.: 240-174-1

SDG No.:

Sample No.: CCVIS 240-2965/3 Date Analyzed: 05/27/2011 18:48

Instrument ID: A3UX9 GC Column: DB-624 ID: 0.18(mm)

Lab File ID (Standard): UX97748.D Heated Purge: (Y/N) N

Calibration ID: 1157

		FB		CBZ		DCB	
		AREA #	RT #	AREA #	RT #	AREA #	RT #
12/24 HOUR STD		844040	5.30	649803	7.96	334380	10.18
UPPER LIMIT		1688080	5.80	1299606	8.46	668760	10.68
LOWER LIMIT		422020	4.80	324902	7.46	167190	9.68
LAB SAMPLE ID	CLIENT SAMPLE ID						
LCS 240-2965/8		829585	5.29	631663	7.96	324860	10.19
MB 240-2965/6		833780	5.30	625719	7.96	302226	10.18
240-209-1	TB-051711	833418	5.29	631849	7.96	318566	10.19
240-209-2 DL	MW20S-051711 DL	805841	5.30	613490	7.96	313289	10.19
240-209-3 DL	MW20I-051711 DL	820447	5.30	612578	7.96	303290	10.18
240-209-4	MW20D-051711	807967	5.30	617896	7.96	311708	10.18

FB = Fluorobenzene
CBZ = Chlorobenzene-d5
DCB = 1,4-Dichlorobenzene-d4

Area Limit = 50%-200% of internal standard area
RT Limit = ± 0.5 minutes of internal standard RT

Column used to flag values outside QC limits

FORM VIII 8260B

FORM V
GC/MS SEMI VOA INSTRUMENT PERFORMANCE CHECK
DECAFLUOROTRIPHENYLPHOSPHINE (DFTPP)

Lab Name: TestAmerica North Canton Job No.: 240-174-1

SDG No.:

Lab File ID: 0524001.D DFTPP Injection Date: 05/24/2011

Instrument ID: A4HP10 DFTPP Injection Time: 12:05

Analysis Batch No.: 2455

M/E	ION ABUNDANCE CRITERIA	% RELATIVE ABUNDANCE	
51	30.0- 80.0% of mass 198	67.5	
68	Less than 2.0% of mass 69	0.0	(0.0)1
69	Mass 69 relative abundance	50.6	
70	Less than 2.0% of mass 69	0.2	(0.4)1
127	25.0 - 75.0% of mass 198	58.5	
197	Less than 1.0% of mass 198	0.0	
198	Base Peak, 100% relative abundance	100.0	
199	5.0 to 9.0% of mass 198	6.8	
275	10.0- 30.0% of mass 198	20.8	
365	Greater than 0.75% of mass 198	1.9	
441	Present, but less than mass 443	6.6	
442	40.0 - 110.0% of mass 198	43.4	
443	15.0 - 24.0% of mass 442	9.5	(21.8)2

1-Value is % mass 69 2-Value is % mass 442

THIS CHECK APPLIES TO THE FOLLOWING SAMPLES, MS, MSD, BLANKS AND STANDARDS:

CLIENT SAMPLE ID	LAB SAMPLE ID	LAB FILE ID	DATE ANALYZED	TIME ANALYZED
	STD5 240-2455/2	0524002.D	05/24/2011	12:24
	STD4 240-2455/3	0524003.D	05/24/2011	12:42
	STD3 240-2455/4	0524004.D	05/24/2011	13:01
	STD2 240-2455/5	0524005.D	05/24/2011	13:20
	STD1 240-2455/6	0524006.D	05/24/2011	13:38
	STD9 240-2455/7	0524007.D	05/24/2011	13:57
	STD8 240-2455/8	0524008.D	05/24/2011	14:16
	STD7 240-2455/9	0524009.D	05/24/2011	14:34
	STD6 240-2455/10	0524010.D	05/24/2011	14:53
	ICV 240-2455/12	0524012.D	05/24/2011	15:30
	ICV 240-2455/21	0524021.D	05/24/2011	18:54
	MB 240-2151/1-A	0524023.D	05/24/2011	19:12
	LCS 240-2151/2-A	0524024.D	05/24/2011	19:31
	MB 240-2072/1-A	0524025.D	05/24/2011	19:50
	LCS 240-2072/2-A	0524026.D	05/24/2011	20:08
MW20S-051711	240-209-2	0524032.D	05/24/2011	22:00
MW20I-051711	240-209-3	0524033.D	05/24/2011	22:19
MW20D-051711	240-209-4	0524034.D	05/24/2011	22:37
MW15S-051611	240-174-2	0524035.D	05/24/2011	22:56
MW15I-051611	240-174-3	0524036.D	05/24/2011	23:14
MW15D-051611	240-174-4	0524037.D	05/24/2011	23:33

FORM VI
GC/MS SEMI VOA INITIAL CALIBRATION DATA
INTERNAL STANDARD CURVE EVALUTION

Lab Name: TestAmerica North Canton Job No.: 240-174-1 Analy Batch No.: 2455

SDG No.:

Instrument ID: A4HP10 GC Column: DB-624 ID: 0.18(mm) Heated Purge: (Y/N) N

Calibration Start Date: 05/24/2011 12:24 Calibration End Date: 05/24/2011 14:53 Calibration ID: 1133

Calibration Files:

LEVEL:	LAB SAMPLE ID:	LAB FILE ID:
Level 1	STD1 240-2455/6	0524006.D
Level 2	STD2 240-2455/5	0524005.D
Level 3	STD3 240-2455/4	0524004.D
Level 4	STD4 240-2455/3	0524003.D
Level 5	STD5 240-2455/2	0524002.D
Level 6	STD6 240-2455/10	0524010.D
Level 7	STD7 240-2455/9	0524009.D
Level 8	STD8 240-2455/8	0524008.D
Level 9	STD9 240-2455/7	0524007.D

ANALYTE	RRF					CURVE TYPE	COEFFICIENT		#	MIN RRF	%RSD	#	MAX %RSD	R^2 OR COD	#	MIN R^2 OR COD
	LVL 1	LVL 2	LVL 3	LVL 4	LVL 5		B	M1	M2							
	LVL 6	LVL 7	LVL 8	LVL 9												
1,4-Dioxane		0.4831	0.4312	0.3921	0.4287	Ave		0.4412			6.1		15.0			
	0.4359	0.4390	0.4582	0.4613												
N-Nitrosodimethylamine		0.7087	0.7528	0.7084	0.7159	Ave		0.7411			4.7		15.0			
	0.7225	0.7482	0.7636	0.8085												
Pyridine		1.1024	1.0604	1.0620	1.1533	Ave		1.1818			9.1		15.0			
	1.1931	1.2342	1.2942	1.3552												
Ethyl methacrylate		1.0248	1.0151	0.9914	1.0096	Ave		1.0561			6.2		15.0			
	1.0343	1.0699	1.1235	1.1802												
3-Chloropropionitrile		1.0562	0.9722	0.9503	0.9636	Ave		1.0105			5.8		15.0			
	0.9678	1.0094	1.0451	1.1198												
Malononitrile		1.4590	1.4141	1.4282	1.4321	Ave		1.4378			2.5		15.0			
	1.3889	1.4419	1.4258	1.5121												
Benzaldehyde		0.9563	0.9370	0.8988	0.8942	Ave		0.8894			6.3		15.0			
	0.8981	0.8567	0.7845	+++++												
Phenol		1.4461	1.4935	1.4430	1.5067	Ave		1.5414			7.0		15.0			
	1.5077	1.5487	1.6181	1.7677												
Aniline		1.6944	1.8630	1.7890	1.8627	Ave		1.9147			8.4		15.0			
	1.9276	1.9395	2.0098	2.2317												
Bis(2-chloroethyl)ether		1.3216	1.2020	1.1376	1.1868	Ave		1.2950			11.0		15.0			
	1.1750	1.3768	1.4195	1.5403												
2-Chlorophenol		1.2347	1.2637	1.2614	1.2937	Ave		1.3333			7.7		15.0			
	1.3173	1.3378	1.4123	1.5458												
1,3-Dichlorobenzene		1.4491	1.3470	1.2984	1.3082	Ave		1.3967			6.1		15.0			
	1.3643	1.4017	1.4583	1.5464												
1,4-Dichlorobenzene		1.4010	1.3465	1.3400	1.3744	Ave		1.4364			6.6		15.0			
	1.4364	1.4487	1.5261	1.6182												

Note: The m1 coefficient is the same as Ave RRF for an Ave curve type.

FORM VII
GC/MS SEMI VOA CONTINUING CALIBRATION DATA

Lab Name: TestAmerica North Canton Job No.: 240-174-1

SDG No.:

Lab Sample ID: ICV 240-2455/12 Calibration Date: 05/24/2011 15:30

Instrument ID: A4HP10 Calib Start Date: 05/24/2011 12:24

GC Column: DB-624 ID: 0.18(mm) Calib End Date: 05/24/2011 14:53

Lab File ID: 0524012.D Conc. Units: ng/uL

ANALYTE	CURVE TYPE	AVE RRF	RRF	MIN RRF	CALC AMOUNT	SPIKE AMOUNT	%D	MAX %D
1,4-Dioxane	Ave	0.4412	0.4362		9.89	10.0	-1.1	50.0
N-Nitrosodimethylamine	Ave	0.7411	0.7129		9.62	10.0	-3.8	50.0
Pyridine	Ave	1.182	1.182		10.0	10.0	0.0	50.0
Ethyl methacrylate	Ave	1.056	1.052		9.96	10.0	-0.4	50.0
3-Chloropropionitrile	Ave	1.011	0.9672		9.57	10.0	-4.3	50.0
Malononitrile	Ave	1.438	1.379		9.59	10.0	-4.1	50.0
Benzaldehyde	Ave	0.8894	0.9176		10.3	10.0	3.2	50.0
Phenol	Ave	1.541	1.470		9.54	10.0	-4.6	20.0
Aniline	Ave	1.915	1.775		9.27	10.0	-7.3	50.0
Bis(2-chloroethyl)ether	Ave	1.295	1.420		11.0	10.0	9.6	50.0
2-Chlorophenol	Ave	1.333	1.336		10.0	10.0	0.2	50.0
1,3-Dichlorobenzene	Ave	1.397	1.365		9.77	10.0	-2.3	50.0
1,4-Dichlorobenzene	Ave	1.436	1.372		9.55	10.0	-4.5	20.0
Benzyl alcohol	Ave	0.7865	0.7588		9.65	10.0	-3.5	50.0
1,2-Dichlorobenzene	Ave	1.350	1.342		9.94	10.0	-0.6	50.0
2-Methylphenol	Ave	1.197	1.167		9.75	10.0	-2.5	50.0
2,2'-oxybis[1-chloropropane]	Ave	2.542	2.531		9.96	10.0	-0.4	50.0
3 & 4 Methylphenol	Ave	1.210	1.184		9.78	10.0	-2.2	50.0
N-Nitrosodi-n-propylamine	Ave	0.9675	0.9320	0.0500	9.63	10.0	-3.7	50.0
Acetophenone	Ave	1.772	1.742		9.83	10.0	-1.7	50.0
Hexachloroethane	Ave	0.5178	0.5122		9.89	10.0	-1.1	50.0
Nitrobenzene	Ave	0.3879	0.3774		9.73	10.0	-2.7	50.0
Isophorone	Ave	0.6986	0.6826		9.77	10.0	-2.3	50.0
2,4-Dimethylphenol	Ave	0.3693	0.3478		9.42	10.0	-5.8	50.0
2-Nitrophenol	Ave	0.1897	0.1842		9.71	10.0	-2.9	20.0
1,3,5-Trichlorobenzene	Ave	0.3017	0.2955		9.80	10.0	-2.0	50.0
Bis(2-chloroethoxy)methane	Ave	0.3912	0.3847		9.83	10.0	-1.7	50.0
Benzoic acid	Qua		0.1916		19.4	20.0	-3.0	50.0
2,4-Dichlorophenol	Ave	0.2706	0.2690		9.94	10.0	-0.6	20.0
1,2,4-Trichlorobenzene	Ave	0.2992	0.2907		9.72	10.0	-2.8	50.0
Naphthalene	Ave	1.110	1.053		9.49	10.0	-5.1	50.0
4-Chloroaniline	Ave	0.4608	0.4409		9.57	10.0	-4.3	50.0
Hexachlorobutadiene	Ave	0.1544	0.1476		9.56	10.0	-4.4	20.0
1,2,3-Trichlorobenzene	Ave	0.2982	0.2898		9.72	10.0	-2.8	50.0
Caprolactam	Ave	0.1027	0.1060		10.3	10.0	3.2	50.0
4-Chloro-3-methylphenol	Ave	0.2971	0.2908		9.79	10.0	-2.1	20.0
2-Methylnaphthalene	Ave	0.5933	0.5768		9.72	10.0	-2.8	50.0
1-Methylnaphthalene	Ave	0.6811	0.6639		9.75	10.0	-2.5	50.0
1,2,3,5-Tetrachlorobenzene	Ave	0.4842	0.4876		10.1	10.0	0.7	50.0
Hexachlorocyclopentadiene	Ave	0.2708	0.2671	0.0500	9.86	10.0	-1.4	50.0
2,4,6-Trichlorophenol	Ave	0.3220	0.3101		9.63	10.0	-3.7	20.0

FORM IV
GC/MS SEMI VOA METHOD BLANK SUMMARY

Lab Name: TestAmerica North Canton Job No.: 240-174-1

SDG No.:

Lab File ID: 0524023.D Lab Sample ID: MB 240-2151/1-A

Matrix: Water Date Extracted: 05/19/2011 08:53

Instrument ID: A4HP10 Date Analyzed: 05/24/2011 19:12

Level:(Low/Med) Low

THIS METHOD BLANK APPLIES TO THE FOLLOWING SAMPLES:

CLIENT SAMPLE ID	LAB SAMPLE ID	LAB FILE ID	DATE ANALYZED
	LCS 240-2151/2-A	0524024.D	05/24/2011 19:31
MW20S-051711	240-209-2	0524032.D	05/24/2011 22:00
MW20I-051711	240-209-3	0524033.D	05/24/2011 22:19
MW20D-051711	240-209-4	0524034.D	05/24/2011 22:37

FORM I
GC/MS SEMI VOA ORGANICS ANALYSIS DATA SHEET

Lab Name: TestAmerica North Canton | Job No.: 240-174-1

SDG No.:

Client Sample ID: | Lab Sample ID: MB 240-2151/1-A

Matrix: Water | Lab File ID: 0524023.D

Analysis Method: 8270C | Date Collected:

Extract. Method: 3520C | Date Extracted: 05/19/2011 08:53

Sample wt/vol: 1000(mL) | Date Analyzed: 05/24/2011 19:12

Con. Extract Vol.: 2.00(mL) | Dilution Factor: 1

Injection Volume: 1(uL) | Level: (low/med) Low

% Moisture: | GPC Cleanup:(Y/N) N

Analysis Batch No.: 2455 | Units: ug/L

CAS NO.	COMPOUND NAME	RESULT	Q	RL	MDL
123-91-1	1,4-Dioxane	1.0	U	1.0	0.49

CAS NO.	SURROGATE	%REC	Q	LIMITS
321-60-8	2-Fluorobiphenyl (Surr)	53		28-110
367-12-4	2-Fluorophenol (Surr)	67		10-110
118-79-6	2,4,6-Tribromophenol (Surr)	46		22-120
4165-60-0	Nitrobenzene-d5 (Surr)	55		27-111
4165-62-2	Phenol-d5 (Surr)	59		10-110
1718-51-0	Terphenyl-d14 (Surr)	69		37-119

FORM IV
GC/MS SEMI VOA METHOD BLANK SUMMARY

Lab Name: TestAmerica North Canton Job No.: 240-174-1

SDG No.:

Lab File ID: 0524025.D Lab Sample ID: MB 240-2072/1-A

Matrix: Water Date Extracted: 05/18/2011 09:49

Instrument ID: A4HP10 Date Analyzed: 05/24/2011 19:50

Level:(Low/Med) Low

THIS METHOD BLANK APPLIES TO THE FOLLOWING SAMPLES:

CLIENT SAMPLE ID	LAB SAMPLE ID	LAB FILE ID	DATE ANALYZED
	LCS 240-2072/2-A	0524026.D	05/24/2011 20:08
MW15S-051611	240-174-2	0524035.D	05/24/2011 22:56
MW15I-051611	240-174-3	0524036.D	05/24/2011 23:14
MW15D-051611	240-174-4	0524037.D	05/24/2011 23:33

FORM I
GC/MS SEMI VOA ORGANICS ANALYSIS DATA SHEET

Lab Name: TestAmerica North Canton Job No.: 240-174-1

SDG No.:

Client Sample ID: Lab Sample ID: MB 240-2072/1-A

Matrix: Water Lab File ID: 0524025.D

Analysis Method: 8270C Date Collected:

Extract. Method: 3520C Date Extracted: 05/18/2011 09:49

Sample wt/vol: 1000(mL) Date Analyzed: 05/24/2011 19:50

Con. Extract Vol.: 2.00(mL) Dilution Factor: 1

Injection Volume: 1(uL) Level: (low/med) Low

% Moisture: GPC Cleanup:(Y/N) N

Analysis Batch No.: 2455 Units: ug/L

CAS NO.	COMPOUND NAME	RESULT	Q	RL	MDL
123-91-1	1,4-Dioxane	1.0	U	1.0	0.49

CAS NO.	SURROGATE	%REC	Q	LIMITS
321-60-8	2-Fluorobiphenyl (Surr)	54		28-110
367-12-4	2-Fluorophenol (Surr)	66		10-110
118-79-6	2,4,6-Tribromophenol (Surr)	40		22-120
4165-60-0	Nitrobenzene-d5 (Surr)	53		27-111
4165-62-2	Phenol-d5 (Surr)	57		10-110
1718-51-0	Terphenyl-d14 (Surr)	70		37-119

FORM V
GC/MS SEMI VOA INSTRUMENT PERFORMANCE CHECK
DECAFLUOROTRIPHENYLPHOSPHINE (DFTPP)

Lab Name: TestAmerica North Canton Job No.: 240-174-1

SDG No.:

Lab File ID: 0603001.D DFTPP Injection Date: 06/03/2011

Instrument ID: A4HP10 DFTPP Injection Time: 13:41

Analysis Batch No.: 3540

M/E	ION ABUNDANCE CRITERIA	% RELATIVE ABUNDANCE	
51	30.0- 80.0% of mass 198	34.4	
68	Less than 2.0% of mass 69	0.0	(0.0)1
69	Mass 69 relative abundance	45.5	
70	Less than 2.0% of mass 69	0.0	(0.0)1
127	25.0 - 75.0% of mass 198	55.1	
197	Less than 1.0% of mass 198	0.0	
198	Base Peak, 100% relative abundance	100.0	
199	5.0 to 9.0% of mass 198	6.8	
275	10.0- 30.0% of mass 198	24.5	
365	Greater than 0.75% of mass 198	2.4	
441	Present, but less than mass 443	9.5	
442	40.0 - 110.0% of mass 198	62.4	
443	15.0 - 24.0% of mass 442	12.2	(19.5)2

1-Value is % mass 69 2-Value is % mass 442

THIS CHECK APPLIES TO THE FOLLOWING SAMPLES, MS, MSD, BLANKS AND STANDARDS:

CLIENT SAMPLE ID	LAB SAMPLE ID	LAB FILE ID	DATE ANALYZED	TIME ANALYZED
	STD5 240-3540/2	0603002.D	06/03/2011	14:00
	STD4 240-3540/3	0603003.D	06/03/2011	14:18
	STD3 240-3540/4	0603004.D	06/03/2011	14:37
	STD2 240-3540/5	0603005.D	06/03/2011	14:56
	STD1 240-3540/6	0603006.D	06/03/2011	15:14
	STD9 240-3540/7	0603007.D	06/03/2011	15:33
	STD8 240-3540/8	0603008.D	06/03/2011	15:52
	STD7 240-3540/9	0603009.D	06/03/2011	16:11
	STD6 240-3540/10	0603010.D	06/03/2011	16:29
	ICV 240-3540/11	0603011.D	06/03/2011	16:48

FORM VI
GC/MS SEMI VOA INITIAL CALIBRATION DATA
INTERNAL STANDARD CURVE EVALUTION

Lab Name: TestAmerica North Canton Job No.: 240-174-1 Analy Batch No.: 3540

SDG No.:

Instrument ID: A4HP10 GC Column: DB-624 ID: 0.18(mm) Heated Purge: (Y/N) N

Calibration Start Date: 06/03/2011 14:00 Calibration End Date: 06/03/2011 16:29 Calibration ID: 1277

Calibration Files:

LEVEL:	LAB SAMPLE ID:	LAB FILE ID:
Level 1	STD1 240-3540/6	0603006.D
Level 2	STD2 240-3540/5	0603005.D
Level 3	STD3 240-3540/4	0603004.D
Level 4	STD4 240-3540/3	0603003.D
Level 5	STD5 240-3540/2	0603002.D
Level 6	STD6 240-3540/10	0603010.D
Level 7	STD7 240-3540/9	0603009.D
Level 8	STD8 240-3540/8	0603008.D
Level 9	STD9 240-3540/7	0603007.D

ANALYTE	RRF					CURVE TYPE	COEFFICIENT			#	MIN RRF	%RSD	#	MAX %RSD	R^2 OR COD	#	MIN R^2 OR COD
	LVL 1 LVL 6	LVL 2 LVL 7	LVL 3 LVL 8	LVL 4 LVL 9	LVL 5		B	M1	M2								
1,4-Dioxane	0.5201	0.5518 0.5293	0.5496 0.5410	0.5482 0.5654	0.5207	Ave		0.5407				3.0		15.0			
N-Nitrosodimethylamine	0.8862	0.9229 0.9106	0.9440 0.9316	0.9300 0.9703	0.8864	Ave		0.9227				3.1		15.0			
Pyridine	1.4400	1.0559 1.4724	1.3122 1.5182	1.4251 1.5765	1.4749	Ave		1.4094				11.0		15.0			
Ethyl methacrylate	1.2196	1.2855 1.2373	1.2421 1.2784	1.2772 1.3282	1.2240	Ave		1.2615				2.9		15.0			
3-Chloropropionitrile	0.6707	0.7094 0.6756	0.6969 0.6899	0.6921 0.7022	0.6720	Ave		0.6886				2.1		15.0			
Benzaldehyde	1.0845	1.2235 0.9701	1.1882 +++++	1.2106 +++++	1.0667	Ave		1.1239				8.9		15.0			
Malononitrile	1.5429	1.6367 1.5821	1.5975 1.4851	1.6345 1.5010	1.5616	Ave		1.5677				3.6		15.0			
Benzoic acid	0.1938	+++++ 0.2341	+++++ 0.2785	0.0861 0.3046	0.1853	Qua	-0.186	0.1459	0.0033						0.9990		0.9900
Phenol	1.7131	1.6113 1.7862	1.6289 1.8199	1.7194 1.9123	1.7212	Ave		1.7390				5.7		15.0			
Aniline	2.2219	1.7667 2.4494	2.0012 2.4532	2.1806 2.7907	2.3852	Ave		2.2811				14.0		15.0			
Bis(2-chloroethyl)ether	1.4103	1.5824 1.3996	1.5606 1.4541	1.6455 1.4198	1.3225	Ave		1.4744				7.5		15.0			
2-Chlorophenol	1.3742	1.3272 1.4668	1.3712 1.4987	1.4060 1.5739	1.3791	Ave		1.4246				5.7		15.0			
1,3-Dichlorobenzene	1.4370	1.4130 1.4897	1.4716 1.4960	1.5268 1.5457	1.4240	Ave		1.4755				3.3		15.0			

Note: The m1 coefficient is the same as Ave RRF for an Ave curve type.

FORM V
GC/MS SEMI VOA INSTRUMENT PERFORMANCE CHECK
DECAFLUOROTRIPHENYLPHOSPHINE (DFTPP)

Lab Name: TestAmerica North Canton Job No.: 240-174-1

SDG No.:

Lab File ID: 0606001.D DFTPP Injection Date: 06/06/2011

Instrument ID: A4HP10 DFTPP Injection Time: 11:44

Analysis Batch No.: 3705

M/E	ION ABUNDANCE CRITERIA	% RELATIVE ABUNDANCE	
51	30.0- 80.0% of mass 198	39.3	
68	Less than 2.0% of mass 69	0.0	(0.0)1
69	Mass 69 relative abundance	49.3	
70	Less than 2.0% of mass 69	0.1	(0.2)1
127	25.0 - 75.0% of mass 198	57.5	
197	Less than 1.0% of mass 198	0.0	
198	Base Peak, 100% relative abundance	100.0	
199	5.0 to 9.0% of mass 198	7.1	
275	10.0- 30.0% of mass 198	23.7	
365	Greater than 0.75% of mass 198	2.5	
441	Present, but less than mass 443	9.5	
442	40.0 - 110.0% of mass 198	58.8	
443	15.0 - 24.0% of mass 442	11.6	(19.8)2

1-Value is % mass 69 2-Value is % mass 442

THIS CHECK APPLIES TO THE FOLLOWING SAMPLES, MS, MSD, BLANKS AND STANDARDS:

CLIENT SAMPLE ID	LAB SAMPLE ID	LAB FILE ID	DATE ANALYZED	TIME ANALYZED
	CCV 240-3705/2	0606002.D	06/06/2011	12:02
	MB 240-2309/1-A	0606011.D	06/06/2011	14:50
	LCS 240-2309/2-A	0606012.D	06/06/2011	15:09
MW16I-051811	240-271-3	0606026.D	06/06/2011	19:40
MW16D-051811	240-271-4	0606027.D	06/06/2011	19:58

FORM VII
GC/MS SEMI VOA CONTINUING CALIBRATION DATA

Lab Name: TestAmerica North Canton Job No.: 240-174-1

SDG No.:

Lab Sample ID: CCV 240-3705/2 Calibration Date: 06/06/2011 12:02

Instrument ID: A4HP10 Calib Start Date: 06/03/2011 14:00

GC Column: DB-624 ID: 0.18(mm) Calib End Date: 06/03/2011 16:29

Lab File ID: 0606002.D Conc. Units: ng/uL

ANALYTE	CURVE TYPE	AVE RRF	RRF	MIN RRF	CALC AMOUNT	SPIKE AMOUNT	%D	MAX %D
1,4-Dioxane	Ave	0.5407	0.5043		9.33	10.0	-6.7	50.0
N-Nitrosodimethylamine	Ave	0.9227	0.8743		9.48	10.0	-5.2	50.0
Pyridine	Ave	1.409	1.479		10.5	10.0	4.9	50.0
Ethyl methacrylate	Ave	1.262	1.200		9.51	10.0	-4.9	50.0
3-Chloropropionitrile	Ave	0.6886	0.6748		9.80	10.0	-2.0	50.0
Malononitrile	Ave	1.568	1.592		10.2	10.0	1.6	50.0
Benzaldehyde	Ave	1.124	1.143		10.2	10.0	1.7	50.0
Phenol	Ave	1.739	1.778		10.2	10.0	2.3	20.0
Aniline	Ave	2.281	2.234		9.79	10.0	-2.1	50.0
Bis(2-chloroethyl)ether	Ave	1.474	1.373		9.31	10.0	-6.9	50.0
2-Chlorophenol	Ave	1.425	1.428		10.0	10.0	0.2	50.0
1,3-Dichlorobenzene	Ave	1.475	1.424		9.65	10.0	-3.5	50.0
1,4-Dichlorobenzene	Ave	1.545	1.496		9.68	10.0	-3.2	50.0
Benzyl alcohol	Ave	0.8255	0.8759		10.6	10.0	6.1	50.0
1,2-Dichlorobenzene	Ave	1.429	1.383		9.68	10.0	-3.2	50.0
2-Methylphenol	Ave	1.288	1.293		10.0	10.0	0.4	50.0
2,2'-oxybis[1-chloropropane]	Ave	1.475	1.483		10.1	10.0	0.5	50.0
3 & 4 Methylphenol	Ave	1.286	1.332		10.4	10.0	3.6	50.0
N-Nitrosodi-n-propylamine	Ave	1.068	1.040	0.0500	9.74	10.0	-2.6	50.0
Acetophenone	Ave	1.903	1.872		9.84	10.0	-1.6	50.0
Hexachloroethane	Ave	0.5470	0.5346		9.77	10.0	-2.3	50.0
Nitrobenzene	Ave	0.4040	0.4065		10.1	10.0	0.6	50.0
Isophorone	Ave	0.7456	0.7491		10.0	10.0	0.5	50.0
2,4-Dimethylphenol	Ave	0.3796	0.3968		10.5	10.0	4.5	50.0
2-Nitrophenol	Ave	0.1982	0.2124		10.7	10.0	7.1	20.0
1,3,5-Trichlorobenzene	Ave	0.3228	0.3167		9.81	10.0	-1.9	50.0
Bis(2-chloroethoxy)methane	Ave	0.4230	0.4226		10.0	10.0	-0.0	50.0
Benzoic acid	Qua		0.2543		23.6	20.0	18.0	50.0
2,4-Dichlorophenol	Ave	0.2829	0.2943		10.4	10.0	4.0	20.0
1,2,4-Trichlorobenzene	Ave	0.3092	0.3086		9.98	10.0	-0.2	50.0
Naphthalene	Ave	1.146	1.118		9.75	10.0	-2.5	50.0
4-Chloroaniline	Ave	0.4721	0.4890		10.4	10.0	3.6	50.0
Hexachlorobutadiene	Ave	0.1556	0.1572		10.1	10.0	1.0	20.0
1,2,3-Trichlorobenzene	Ave	0.2906	0.2855		9.82	10.0	-1.8	50.0
Caprolactam	Qua		0.1202		10.8	10.0	8.0	50.0
4-Chloro-3-methylphenol	Ave	0.3067	0.3150		10.3	10.0	2.7	20.0
2-Methylnaphthalene	Ave	0.6153	0.5965		9.69	10.0	-3.1	50.0
1-Methylnaphthalene	Ave	0.7043	0.6834		9.70	10.0	-3.0	50.0
1,2,3,5-Tetrachlorobenzene	Ave	0.4931	0.5119		10.4	10.0	3.8	50.0
Hexachlorocyclopentadiene	Qua		0.3081	0.0500	10.8	10.0	8.0	50.0
2,4,6-Trichlorophenol	Ave	0.3289	0.3578		10.9	10.0	8.8	20.0

FORM IV
GC/MS SEMI VOA METHOD BLANK SUMMARY

Lab Name: TestAmerica North Canton Job No.: 240-174-1

SDG No.:

Lab File ID: 0606011.D Lab Sample ID: MB 240-2309/1-A

Matrix: Water Date Extracted: 05/21/2011 07:47

Instrument ID: A4HP10 Date Analyzed: 06/06/2011 14:50

Level:(Low/Med) Low

THIS METHOD BLANK APPLIES TO THE FOLLOWING SAMPLES:

CLIENT SAMPLE ID	LAB SAMPLE ID	LAB FILE ID	DATE ANALYZED
	LCS 240-2309/2-A	0606012.D	06/06/2011 15:09
MW16I-051811	240-271-3	0606026.D	06/06/2011 19:40
MW16D-051811	240-271-4	0606027.D	06/06/2011 19:58
MW16S-051811	240-271-2	0609036.D	06/09/2011 21:27

FORM I
GC/MS SEMI VOA ORGANICS ANALYSIS DATA SHEET

Lab Name: TestAmerica North Canton | Job No.: 240-174-1

SDG No.:

Client Sample ID: | Lab Sample ID: MB 240-2309/1-A

Matrix: Water | Lab File ID: 0606011.D

Analysis Method: 8270C | Date Collected:

Extract. Method: 3520C | Date Extracted: 05/21/2011 07:47

Sample wt/vol: 1000(mL) | Date Analyzed: 06/06/2011 14:50

Con. Extract Vol.: 2.00(mL) | Dilution Factor: 1

Injection Volume: 1(uL) | Level: (low/med) Low

% Moisture: | GPC Cleanup:(Y/N) N

Analysis Batch No.: 3705 | Units: ug/L

CAS NO.	COMPOUND NAME	RESULT	Q	RL	MDL
123-91-1	1,4-Dioxane	1.0	U	1.0	0.49

CAS NO.	SURROGATE	%REC	Q	LIMITS
321-60-8	2-Fluorobiphenyl (Surr)	67		28-110
367-12-4	2-Fluorophenol (Surr)	73		10-110
118-79-6	2,4,6-Tribromophenol (Surr)	73		22-120
4165-60-0	Nitrobenzene-d5 (Surr)	70		27-111
4165-62-2	Phenol-d5 (Surr)	74		10-110
1718-51-0	Terphenyl-d14 (Surr)	85		37-119

FORM V
GC/MS SEMI VOA INSTRUMENT PERFORMANCE CHECK
DECAFLUOROTRIPHENYLPHOSPHINE (DFTPP)

Lab Name: TestAmerica North Canton Job No.: 240-174-1

SDG No.:

Lab File ID: 0609001.D DFTPP Injection Date: 06/09/2011

Instrument ID: A4HP10 DFTPP Injection Time: 10:32

Analysis Batch No.: 4158

M/E	ION ABUNDANCE CRITERIA	% RELATIVE ABUNDANCE	
51	30.0- 80.0% of mass 198	35.4	
68	Less than 2.0% of mass 69	0.0	(0.0)1
69	Mass 69 relative abundance	44.8	
70	Less than 2.0% of mass 69	0.4	(0.8)1
127	25.0 - 75.0% of mass 198	55.0	
197	Less than 1.0% of mass 198	0.0	
198	Base Peak, 100% relative abundance	100.0	
199	5.0 to 9.0% of mass 198	6.7	
275	10.0- 30.0% of mass 198	24.1	
365	Greater than 0.75% of mass 198	2.4	
441	Present, but less than mass 443	9.9	
442	40.0 - 110.0% of mass 198	62.1	
443	15.0 - 24.0% of mass 442	12.4	(20.0)2

1-Value is % mass 69 2-Value is % mass 442

THIS CHECK APPLIES TO THE FOLLOWING SAMPLES, MS, MSD, BLANKS AND STANDARDS:

CLIENT SAMPLE ID	LAB SAMPLE ID	LAB FILE ID	DATE ANALYZED	TIME ANALYZED
	CCV 240-4158/2	0609002.D	06/09/2011	10:51
	ICV 240-4158/3	0609003.D	06/09/2011	11:10
MW16S-051811	240-271-2	0609036.D	06/09/2011	21:27

FORM VII
GC/MS SEMI VOA CONTINUING CALIBRATION DATA

Lab Name: TestAmerica North Canton Job No.: 240-174-1

SDG No.:

Lab Sample ID: CCV 240-4158/2 Calibration Date: 06/09/2011 10:51

Instrument ID: A4HP10 Calib Start Date: 06/03/2011 14:00

GC Column: DB-624 ID: 0.18(mm) Calib End Date: 06/03/2011 16:29

Lab File ID: 0609002.D Conc. Units: ng/uL

ANALYTE	CURVE TYPE	AVE RRF	RRF	MIN RRF	CALC AMOUNT	SPIKE AMOUNT	%D	MAX %D
1,4-Dioxane	Ave	0.5407	0.5280		9.76	10.0	-2.4	50.0
N-Nitrosodimethylamine	Ave	0.9227	0.8870		9.61	10.0	-3.9	50.0
Pyridine	Ave	1.409	1.510		10.7	10.0	7.1	50.0
Ethyl methacrylate	Ave	1.262	1.245		9.87	10.0	-1.3	50.0
3-Chloropropionitrile	Ave	0.6886	0.6634		9.63	10.0	-3.7	50.0
Malononitrile	Ave	1.568	1.564		9.98	10.0	-0.2	50.0
Benzaldehyde	Ave	1.124	0.9482		8.44	10.0	-15.6	50.0
Phenol	Ave	1.739	1.772		10.2	10.0	1.9	20.0
Aniline	Ave	2.281	2.223		9.74	10.0	-2.6	50.0
Bis(2-chloroethyl)ether	Ave	1.474	1.455		9.87	10.0	-1.3	50.0
2-Chlorophenol	Ave	1.425	1.448		10.2	10.0	1.7	50.0
1,3-Dichlorobenzene	Ave	1.475	1.458		9.88	10.0	-1.2	50.0
1,4-Dichlorobenzene	Ave	1.545	1.523		9.86	10.0	-1.4	50.0
Benzyl alcohol	Ave	0.8255	0.8400		10.2	10.0	1.8	50.0
1,2-Dichlorobenzene	Ave	1.429	1.403		9.82	10.0	-1.8	50.0
2-Methylphenol	Ave	1.288	1.289		10.0	10.0	0.0	50.0
2,2'-oxybis[1-chloropropane]	Ave	1.475	1.410		9.56	10.0	-4.4	50.0
3 & 4 Methylphenol	Ave	1.286	1.358		10.6	10.0	5.6	50.0
N-Nitrosodi-n-propylamine	Ave	1.068	1.025	0.0500	9.60	10.0	-4.0	50.0
Acetophenone	Ave	1.903	1.903		10.0	10.0	-0.0	50.0
Hexachloroethane	Ave	0.5470	0.5361		9.80	10.0	-2.0	50.0
Nitrobenzene	Ave	0.4040	0.4044		10.0	10.0	0.1	50.0
Isophorone	Ave	0.7456	0.7370		9.88	10.0	-1.2	50.0
2-Nitrophenol	Ave	0.1982	0.2097		10.6	10.0	5.8	20.0
1,3,5-Trichlorobenzene	Ave	0.3228	0.3285		10.2	10.0	1.8	50.0
2,4-Dimethylphenol	Ave	0.3796	0.3961		10.4	10.0	4.3	50.0
Bis(2-chloroethoxy)methane	Ave	0.4230	0.4158		9.83	10.0	-1.7	50.0
Benzoic acid	Qua		0.2160		21.0	20.0	5.0	50.0
2,4-Dichlorophenol	Ave	0.2829	0.2986		10.6	10.0	5.6	20.0
1,2,4-Trichlorobenzene	Ave	0.3092	0.3114		10.1	10.0	0.7	50.0
Naphthalene	Ave	1.146	1.128		9.84	10.0	-1.6	50.0
4-Chloroaniline	Ave	0.4721	0.4740		10.0	10.0	0.4	50.0
Hexachlorobutadiene	Ave	0.1556	0.1573		10.1	10.0	1.1	20.0
1,2,3-Trichlorobenzene	Ave	0.2906	0.2922		10.1	10.0	0.5	50.0
Caprolactam	Qua		0.1198		10.8	10.0	8.0	50.0
4-Chloro-3-methylphenol	Ave	0.3067	0.3160		10.3	10.0	3.0	20.0
2-Methylnaphthalene	Ave	0.6153	0.5998		9.75	10.0	-2.5	50.0
1-Methylnaphthalene	Ave	0.7043	0.6740		9.57	10.0	-4.3	50.0
1,2,3,5-Tetrachlorobenzene	Ave	0.4931	0.5122		10.4	10.0	3.9	50.0
Hexachlorocyclopentadiene	Qua		0.2858	0.0500	10.1	10.0	1.0	50.0
2,4,6-Trichlorophenol	Ave	0.3289	0.3561		10.8	10.0	8.3	20.0

FORM VII
GC/MS SEMI VOA CONTINUING CALIBRATION DATA

Lab Name: TestAmerica North Canton Job No.: 240-174-1

SDG No.:

Lab Sample ID: ICV 240-4158/3 Calibration Date: 06/09/2011 11:10

Instrument ID: A4HP10 Calib Start Date: 06/03/2011 14:00

GC Column: DB-624 ID: 0.18(mm) Calib End Date: 06/03/2011 16:29

Lab File ID: 0609003.D Conc. Units: ng/uL

ANALYTE	CURVE TYPE	AVE RRF	RRF	MIN RRF	CALC AMOUNT	SPIKE AMOUNT	%D	MAX %D
1,4-Dioxane	Ave	0.5407	0.5055		9.35	10.0	-6.5	50.0
N-Nitrosodimethylamine	Ave	0.9227	0.8580		9.30	10.0	-7.0	50.0
Pyridine	Ave	1.409	1.463		10.4	10.0	3.8	50.0
Ethyl methacrylate	Ave	1.262	1.197		9.49	10.0	-5.1	50.0
3-Chloropropionitrile	Ave	0.6886	0.6439		9.35	10.0	-6.5	50.0
Malononitrile	Ave	1.568	1.508		9.62	10.0	-3.8	50.0
Benzaldehyde	Ave	1.124	0.8911		7.93	10.0	-20.7	50.0
Phenol	Ave	1.739	1.709		9.83	10.0	-1.7	20.0
Aniline	Ave	2.281	2.122		9.30	10.0	-7.0	50.0
Bis(2-chloroethyl)ether	Ave	1.474	1.383		9.38	10.0	-6.2	50.0
2-Chlorophenol	Ave	1.425	1.373		9.64	10.0	-3.6	50.0
1,3-Dichlorobenzene	Ave	1.475	1.401		9.49	10.0	-5.1	50.0
1,4-Dichlorobenzene	Ave	1.545	1.458		9.44	10.0	-5.6	20.0
Benzyl alcohol	Ave	0.8255	0.8215		9.95	10.0	-0.5	50.0
1,2-Dichlorobenzene	Ave	1.429	1.348		9.44	10.0	-5.6	50.0
2-Methylphenol	Ave	1.288	1.240		9.62	10.0	-3.8	50.0
2,2'-oxybis[1-chloropropane]	Ave	1.475	1.359		9.21	10.0	-7.9	50.0
3 & 4 Methylphenol	Ave	1.286	1.297		10.1	10.0	0.9	50.0
N-Nitrosodi-n-propylamine	Ave	1.068	0.9936	0.0500	9.31	10.0	-6.9	50.0
Acetophenone	Ave	1.903	1.810		9.51	10.0	-4.9	50.0
Hexachloroethane	Ave	0.5470	0.5116		9.35	10.0	-6.5	50.0
Nitrobenzene	Ave	0.4040	0.3974		9.84	10.0	-1.6	50.0
Isophorone	Ave	0.7456	0.7264		9.74	10.0	-2.6	50.0
2-Nitrophenol	Ave	0.1982	0.2111		10.6	10.0	6.5	20.0
1,3,5-Trichlorobenzene	Ave	0.3228	0.3205		9.93	10.0	-0.7	50.0
2,4-Dimethylphenol	Ave	0.3796	0.3872		10.2	10.0	2.0	50.0
Bis(2-chloroethoxy)methane	Ave	0.4230	0.4053		9.58	10.0	-4.2	50.0
Benzoic acid	Qua		0.2211		21.3	20.0	6.5	50.0
2,4-Dichlorophenol	Ave	0.2829	0.2878		10.2	10.0	1.7	20.0
1,2,4-Trichlorobenzene	Ave	0.3092	0.3025		9.78	10.0	-2.2	50.0
Naphthalene	Ave	1.146	1.115		9.73	10.0	-2.7	50.0
4-Chloroaniline	Ave	0.4721	0.4651		9.85	10.0	-1.5	50.0
Hexachlorobutadiene	Ave	0.1556	0.1532		9.84	10.0	-1.6	20.0
1,2,3-Trichlorobenzene	Ave	0.2906	0.2839		9.77	10.0	-2.3	50.0
Caprolactam	Qua		0.1145		10.3	10.0	3.0	50.0
4-Chloro-3-methylphenol	Ave	0.3067	0.3099		10.1	10.0	1.0	20.0
2-Methylnaphthalene	Ave	0.6153	0.5787		9.41	10.0	-5.9	50.0
1-Methylnaphthalene	Ave	0.7043	0.6657		9.45	10.0	-5.5	50.0
1,2,3,5-Tetrachlorobenzene	Ave	0.4931	0.4890		9.92	10.0	-0.8	50.0
Hexachlorocyclopentadiene	Qua		0.2753	0.0500	9.74	10.0	-2.6	50.0
2,4,6-Trichlorophenol	Ave	0.3289	0.3464		10.5	10.0	5.3	20.0

FORM II
GC/MS SEMI VOA SURROGATE RECOVERY

Lab Name: TestAmerica North Canton Job No.: 240-174-1

SDG No.:

Matrix: Water Level: Low

GC Column (1): DB-624 ID: 0.18 (mm)

Client Sample ID	Lab Sample ID	2FP	#	PHL	#	NBZ	#	FBP	#	TBP	#	TPH	#
MW15S-051611	240-174-2	56		50		46		48		61		61	
MW15I-051611	240-174-3	47		41		40		40		39		53	
MW15D-051611	240-174-4	59		51		46		48		47		60	
MW20S-051711	240-209-2	57		44		36		46		48		57	
MW20I-051711	240-209-3	62		55		49		52		62		64	
MW20D-051711	240-209-4	32		30		38		39		34		58	
MW16S-051811	240-271-2	48		40		46		41		33		43	
MW16I-051811	240-271-3	52		49		53		50		50		51	
MW16D-051811	240-271-4	53		49		50		50		45		67	
	MB 240-2072/1-A	66		57		53		54		40		70	
	MB 240-2151/1-A	67		59		55		53		46		69	
	MB 240-2309/1-A	73		74		70		67		73		85	
	LCS 240-2072/2-A	68		65		62		58		61		69	
	LCS 240-2151/2-A	77		76		68		64		71		76	
	LCS 240-2309/2-A	70		69		69		65		75		75	

	QC LIMITS
2FP = 2-Fluorophenol (Surr)	10-110
PHL = Phenol-d5 (Surr)	10-110
NBZ = Nitrobenzene-d5 (Surr)	27-111
FBP = 2-Fluorobiphenyl (Surr)	28-110
TBP = 2,4,6-Tribromophenol (Surr)	22-120
TPH = Terphenyl-d14 (Surr)	37-119

Column to be used to flag recovery values

FORM II 8270C

FORM III
GC/MS SEMI VOA LAB CONTROL SAMPLE RECOVERY

Lab Name: TestAmerica North Canton Job No.: 240-174-1

SDG No.:

Matrix: Water Level: Low Lab File ID: 0524026.D

Lab ID: LCS 240-2072/2-A Client ID:

COMPOUND	SPIKE ADDED (ug/L)	LCS CONCENTRATION (ug/L)	LCS % REC	QC LIMITS REC	#
1,4-Dioxane	20.0	12.0	60	10-110	

Column to be used to flag recovery and RPD values

FORM III 8270C

FORM III
GC/MS SEMI VOA LAB CONTROL SAMPLE RECOVERY

Lab Name: TestAmerica North Canton Job No.: 240-174-1

SDG No.:

Matrix: Water Level: Low Lab File ID: 0524024.D

Lab ID: LCS 240-2151/2-A Client ID:

COMPOUND	SPIKE ADDED (ug/L)	LCS CONCENTRATION (ug/L)	LCS % REC	QC LIMITS REC	#
1,4-Dioxane	20.0	13.0	65	10-110	

Column to be used to flag recovery and RPD values

FORM III 8270C

FORM III
GC/MS SEMI VOA LAB CONTROL SAMPLE RECOVERY

Lab Name: TestAmerica North Canton Job No.: 240-174-1

SDG No.:

Matrix: Water Level: Low Lab File ID: 0606012.D

Lab ID: LCS 240-2309/2-A Client ID:

COMPOUND	SPIKE ADDED (ug/L)	LCS CONCENTRATION (ug/L)	LCS % REC	QC LIMITS REC	#
1,4-Dioxane	20.0	10.6	53	10-110	

Column to be used to flag recovery and RPD values

FORM III 8270C

FORM VIII
GC/MS SEMI VOA INTERNAL STANDARD AREA AND RETENTION TIME SUMMARY

Lab Name: TestAmerica North Canton Job No.: 240-174-1

SDG No.:

Sample No.: STD6 240-2455/10 Date Analyzed: 05/24/2011 14:53

Instrument ID: A4HP10 GC Column: DB-624 ID: 0.18(mm)

Lab File ID (Standard): 0524010.D Heated Purge: (Y/N) N

Calibration ID: 1133

		DCB		NPT		ANT	
		AREA #	RT #	AREA #	RT #	AREA #	RT #
INITIAL CALIBRATION MID-POINT		132708	3.48	501000	4.37	300251	5.63
UPPER LIMIT		265416	3.98	1002000	4.87	600502	6.13
LOWER LIMIT		66354	2.98	250500	3.87	150126	5.13
LAB SAMPLE ID	CLIENT SAMPLE ID						
ICV 240-2455/12		132881	3.48	488188	4.37	288503	5.63
ICV 240-2455/21		135950	3.47	525762	4.37	309482	5.63
MB 240-2151/1-A		120595	3.48	440937	4.37	273949	5.63
LCS 240-2151/2-A		98269	3.48	395325	4.37	249888	5.63
MB 240-2072/1-A		122105	3.48	427360	4.37	269228	5.63
LCS 240-2072/2-A		114307	3.48	437166	4.37	267836	5.63
240-209-2	MW20S-051711	129675	3.48	474708	4.37	298302	5.63
240-209-3	MW20I-051711	111849	3.48	401695	4.37	260119	5.63
240-209-4	MW20D-051711	128095	3.48	469997	4.37	307062	5.63
240-174-2	MW15S-051611	128396	3.48	462325	4.37	303857	5.63
240-174-3	MW15I-051611	108239	3.48	374474	4.37	246876	5.63
240-174-4	MW15D-051611	136358	3.48	494706	4.37	315176	5.63

DCB = 1,4-Dichlorobenzene-d4
NPT = Naphthalene-d8
ANT = Acenaphthene-d10

Area Limit = 50%-200% of internal standard area
RT Limit = ± 0.5 minutes of internal standard RT

Column used to flag values outside QC limits

FORM VIII 8270C

FORM VIII
GC/MS SEMI VOA INTERNAL STANDARD AREA AND RETENTION TIME SUMMARY

Lab Name: TestAmerica North Canton Job No.: 240-174-1

SDG No.:

Sample No.: STD6 240-2455/10 Date Analyzed: 05/24/2011 14:53

Instrument ID: A4HP10 GC Column: DB-624 ID: 0.18(mm)

Lab File ID (Standard): 0524010.D Heated Purge: (Y/N) N

Calibration ID: 1133

		PHN		CRY		PRY	
		AREA #	RT #	AREA #	RT #	AREA #	RT #
INITIAL CALIBRATION MID-POINT		506720	6.71	492893	8.67	377962	10.05
UPPER LIMIT		1013440	7.21	985786	9.17	755924	10.55
LOWER LIMIT		253360	6.21	246447	8.17	188981	9.55
LAB SAMPLE ID	CLIENT SAMPLE ID						
ICV 240-2455/12		484260	6.71	463598	8.67	352141	10.06
ICV 240-2455/21		519604	6.71	477570	8.67	361904	10.06
MB 240-2151/1-A		471202	6.71	456880	8.67	351400	10.06
LCS 240-2151/2-A		426505	6.71	405434	8.68	305623	10.07
MB 240-2072/1-A		471942	6.71	447243	8.67	349216	10.06
LCS 240-2072/2-A		459478	6.71	425238	8.67	325272	10.06
240-209-2	MW20S-051711	536920	6.71	506813	8.67	397439	10.06
240-209-3	MW20I-051711	450106	6.71	438055	8.67	339081	10.06
240-209-4	MW20D-051711	520773	6.71	505521	8.67	394896	10.05
240-174-2	MW15S-051611	523336	6.71	501978	8.67	383809	10.06
240-174-3	MW15I-051611	410616	6.71	410544	8.67	310627	10.05
240-174-4	MW15D-051611	551960	6.71	524930	8.67	387470	10.06

PHN = Phenanthrene-d10
CRY = Chrysene-d12
PRY = Perylene-d12

Area Limit = 50%-200% of internal standard area
RT Limit = ± 0.5 minutes of internal standard RT

Column used to flag values outside QC limits

FORM VIII 8270C

FORM VIII
GC/MS SEMI VOA INTERNAL STANDARD AREA AND RETENTION TIME SUMMARY

Lab Name: TestAmerica North Canton Job No.: 240-174-1

SDG No.:

Sample No.: STD6 240-3540/10 Date Analyzed: 06/03/2011 16:29

Instrument ID: A4HP10 GC Column: DB-624 ID: 0.18(mm)

Lab File ID (Standard): 0603010.D Heated Purge: (Y/N) N

Calibration ID: 1277

		DCB		NPT		ANT	
		AREA #	RT #	AREA #	RT #	AREA #	RT #
INITIAL CALIBRATION MID-POINT		217490	3.49	808619	4.39	478987	5.66
UPPER LIMIT		434980	3.99	1617238	4.89	957974	6.16
LOWER LIMIT		108745	2.99	404310	3.89	239494	5.16
LAB SAMPLE ID	CLIENT SAMPLE ID						
CCV 240-3705/2 CCVIS		214941	3.48	784737	4.37	441617	5.64
CCV 240-4158/2 CCVIS		236785	3.31	854224	4.20	482648	5.46
ICV 240-4158/3		237799	3.31	842647	4.20	486863	5.46

DCB = 1,4-Dichlorobenzene-d4
NPT = Naphthalene-d8
ANT = Acenaphthene-d10

Area Limit = 50%-200% of internal standard area
RT Limit = ± 0.5 minutes of internal standard RT

Column used to flag values outside QC limits

FORM VIII 8270C

FORM VIII
GC/MS SEMI VOA INTERNAL STANDARD AREA AND RETENTION TIME SUMMARY

Lab Name: TestAmerica North Canton Job No.: 240-174-1

SDG No.:

Sample No.: STD6 240-3540/10 Date Analyzed: 06/03/2011 16:29

Instrument ID: A4HP10 GC Column: DB-624 ID: 0.18(mm)

Lab File ID (Standard): 0603010.D Heated Purge: (Y/N) N

Calibration ID: 1277

	PHN		CRY		PRY	
	AREA #	RT #	AREA #	RT #	AREA #	RT #
INITIAL CALIBRATION MID-POINT	775522	6.74	781758	8.71	644851	10.11
UPPER LIMIT	1551044	7.24	1563516	9.21	1289702	10.61
LOWER LIMIT	387761	6.24	390879	8.21	322426	9.61
LAB SAMPLE ID CLIENT SAMPLE ID						
CCV 240-3705/2 CCVIS	710107	6.72	716599	8.69	590329	10.07
CCV 240-4158/2 CCVIS	753768	6.53	779778	8.49	664464	9.75
ICV 240-4158/3	755736	6.53	759453	8.49	654414	9.75

PHN = Phenanthrene-d10
CRY = Chrysene-d12
PRY = Perylene-d12

Area Limit = 50%-200% of internal standard area
RT Limit = ± 0.5 minutes of internal standard RT

Column used to flag values outside QC limits

FORM VIII 8270C

FORM VIII
GC/MS SEMI VOA INTERNAL STANDARD AREA AND RETENTION TIME SUMMARY

Lab Name: TestAmerica North Canton | Job No.: 240-174-1

SDG No.:

Sample No.: CCV 240-3705/2 | Date Analyzed: 06/06/2011 12:02

Instrument ID: A4HP10 | GC Column: DB-624 ID: 0.18(mm)

Lab File ID (Standard): 0606002.D | Heated Purge: (Y/N) N

Calibration ID: 1281

		DCB		NPT		ANT	
		AREA #	RT #	AREA #	RT #	AREA #	RT #
12/24 HOUR STD		214941	3.48	784737	4.37	441617	5.64
UPPER LIMIT		429882	3.98	1569474	4.87	883234	6.14
LOWER LIMIT		107471	2.98	392369	3.87	220809	5.14
LAB SAMPLE ID	CLIENT SAMPLE ID						
MB 240-2309/1-A		199018	3.48	758938	4.36	456718	5.63
LCS 240-2309/2-A		189975	3.48	732748	4.37	444537	5.63
240-271-3	MW16I-051811	221496	3.48	826927	4.37	483067	5.64
240-271-4	MW16D-051811	216614	3.48	809660	4.37	477425	5.64

DCB = 1,4-Dichlorobenzene-d4
NPT = Naphthalene-d8
ANT = Acenaphthene-d10

Area Limit = 50%-200% of internal standard area
RT Limit = ± 0.5 minutes of internal standard RT

Column used to flag values outside QC limits

FORM VIII 8270C

FORM VIII
GC/MS SEMI VOA INTERNAL STANDARD AREA AND RETENTION TIME SUMMARY

Lab Name: TestAmerica North Canton Job No.: 240-174-1

SDG No.:

Sample No.: CCV 240-3705/2 Date Analyzed: 06/06/2011 12:02

Instrument ID: A4HP10 GC Column: DB-624 ID: 0.18(mm)

Lab File ID (Standard): 0606002.D Heated Purge: (Y/N) N

Calibration ID: 1281

		PHN		CRY		PRY	
		AREA #	RT #	AREA #	RT #	AREA #	RT #
12/24 HOUR STD		710107	6.72	716599	8.69	590329	10.07
UPPER LIMIT		1420214	7.22	1433198	9.19	1180658	10.57
LOWER LIMIT		355054	6.22	358300	8.19	295165	9.57
LAB SAMPLE ID	CLIENT SAMPLE ID						
MB 240-2309/1-A		736813	6.72	721953	8.68	594369	10.06
LCS 240-2309/2-A		716856	6.72	714140	8.68	602222	10.06
240-271-3	MW16I-051811	814615	6.72	812888	8.68	687829	10.06
240-271-4	MW16D-051811	792503	6.72	786858	8.68	657574	10.06

PHN = Phenanthrene-d10
CRY = Chrysene-d12
PRY = Perylene-d12

Area Limit = 50%-200% of internal standard area
RT Limit = ± 0.5 minutes of internal standard RT

Column used to flag values outside QC limits

FORM VIII 8270C

FORM VIII
GC/MS SEMI VOA INTERNAL STANDARD AREA AND RETENTION TIME SUMMARY

Lab Name: TestAmerica North Canton Job No.: 240-174-1

SDG No.:

Sample No.: CCV 240-4158/2 Date Analyzed: 06/09/2011 10:51

Instrument ID: A4HP10 GC Column: DB-624 ID: 0.18(mm)

Lab File ID (Standard): 0609002.D Heated Purge: (Y/N) N

Calibration ID: 1343

		DCB		NPT		ANT	
		AREA #	RT #	AREA #	RT #	AREA #	RT #
12/24 HOUR STD		236785	3.31	854224	4.20	482648	5.46
UPPER LIMIT		473570	3.81	1708448	4.70	965296	5.96
LOWER LIMIT		118393	2.81	427112	3.70	241324	4.96
LAB SAMPLE ID	CLIENT SAMPLE ID						
240-271-2	MW16S-051811	176959	3.31	621807	4.20	353013	5.46

DCB = 1,4-Dichlorobenzene-d4
NPT = Naphthalene-d8
ANT = Acenaphthene-d10

Area Limit = 50%-200% of internal standard area
RT Limit = ± 0.5 minutes of internal standard RT

Column used to flag values outside QC limits

FORM VIII 8270C

FORM VIII
GC/MS SEMI VOA INTERNAL STANDARD AREA AND RETENTION TIME SUMMARY

Lab Name: TestAmerica North Canton | Job No.: 240-174-1

SDG No.:

Sample No.: CCV 240-4158/2 | Date Analyzed: 06/09/2011 10:51

Instrument ID: A4HP10 | GC Column: DB-624 ID: 0.18(mm)

Lab File ID (Standard): 0609002.D | Heated Purge: (Y/N) N

Calibration ID: 1343

		PHN		CRY		PRY	
		AREA #	RT #	AREA #	RT #	AREA #	RT #
12/24 HOUR STD		753768	6.53	779778	8.49	664464	9.75
UPPER LIMIT		1507536	7.03	1559556	8.99	1328928	10.25
LOWER LIMIT		376884	6.03	389889	7.99	332232	9.25
LAB SAMPLE ID	CLIENT SAMPLE ID						
240-271-2	MW16S-051811	614357	6.54	628666	8.49	531101	9.76

PHN = Phenanthrene-d10
CRY = Chrysene-d12
PRY = Perylene-d12

Area Limit = 50%-200% of internal standard area
RT Limit = ± 0.5 minutes of internal standard RT

Column used to flag values outside QC limits

FORM VIII 8270C

GC VOA ANALYSIS RUN LOG

Lab Name: TestAmerica North Canton Job No.: 240-174-1

SDG No.:

Instrument ID: YPID Start Date: 04/25/2011 16:23

Analysis Batch Number: 1446 End Date: 04/25/2011 22:05

LAB SAMPLE ID	CLIENT SAMPLE ID	DATE ANALYZED	DILUTION FACTOR	LAB FILE ID	COLUMN ID
ZZZZZ		04/25/2011 16:23	1		RTX-VRX 0.45(mm)
ZZZZZ		04/25/2011 17:06	1		RTX-VRX 0.45(mm)
STD1 240-1446/3 IC		04/25/2011 17:50	1	YF042503.D	RTX-VRX 0.45(mm)
STD2 240-1446/4 IC		04/25/2011 18:34	1	YF042504.D	RTX-VRX 0.45(mm)
STD3 240-1446/5 IC		04/25/2011 19:17	1	YF042505.D	RTX-VRX 0.45(mm)
STD4 240-1446/6 IC		04/25/2011 19:59	1	YF042506.D	RTX-VRX 0.45(mm)
STD5 240-1446/7 IC		04/25/2011 20:41	1	YF042507.D	RTX-VRX 0.45(mm)
STD6 240-1446/8 IC		04/25/2011 21:24	1	YF042508.D	RTX-VRX 0.45(mm)
ICV 240-1446/9		04/25/2011 22:05	1	YF042509.D	RTX-VRX 0.45(mm)

FORM VI
GC VOA INITIAL CALIBRATION DATA
EXTERNAL STANDARD CURVE EVALUTION

Lab Name: TestAmerica North Canton Job No.: 240-174-1 Analy Batch No.: 1446

SDG No.:

Instrument ID: YPID GC Column: RTX-VRX ID: 0.45(mm) Heated Purge: (Y/N) N

Calibration Start Date: 04/25/2011 17:50 Calibration End Date: 04/25/2011 21:24 Calibration ID: 906

Calibration Files:

LEVEL:	LAB SAMPLE ID:	LAB FILE ID:
Level 1	STD1 240-1446/3	YF042503.D
Level 2	STD2 240-1446/4	YF042504.D
Level 3	STD3 240-1446/5	YF042505.D
Level 4	STD4 240-1446/6	YF042506.D
Level 5	STD5 240-1446/7	YF042507.D
Level 6	STD6 240-1446/8	YF042508.D

ANALYTE	CF				CURVE TYPE	COEFFICIENT			#	MIN CF	%RSD	#	MAX %RSD	R^2 OR COD	#	MIN R^2 OR COD
	LVL 1 LVL 5	LVL 2 LVL 6	LVL 3	LVL 4		B	M1	M2								
Total Petroleum Hydrocarbons (C6-C10)	392300 285548	327115 284216	329961	292511	Ave		318608.661				13.0		20.0			
C6-C12	472404 314824	370036 312083	367552	321467	Ave		359727.645				17.0		20.0			
Trifluorotoluene (Surr)	292267 364713	296038 393656	315402	339740	Ave		333636.083				12.0		20.0			

Note: The m1 coefficient is the same as Ave CF for an Ave curve type.

FORM VII
GC VOA CONTINUING CALIBRATION DATA

Lab Name: TestAmerica North Canton Job No.: 240-174-1

SDG No.:

Lab Sample ID: ICV 240-1446/9 Calibration Date: 04/25/2011 22:05

Instrument ID: YPID Calib Start Date: 04/25/2011 17:50

GC Column: RTX-VRX ID: 0.45(mm) Calib End Date: 04/25/2011 21:24

Lab File ID: YF042509.D Conc. Units: ug/L Heated Purge: (Y/N) N

ANALYTE	CURVE TYPE	AVE CF	CF	MIN CF	CALC AMOUNT	SPIKE AMOUNT	%D	MAX %D
Total Petroleum Hydrocarbons (C6-C10)	Ave	318609	316696		795	800	-0.6	20.0
C6-C12	Ave	359728	356809		794	800	-0.8	20.0
Trifluorotoluene (Surr)	Ave	333636	341255		10.2	10.0	2.3	20.0

FORM VII
GC VOA CONTINUING CALIBRATION RETENTION TIME SUMMARY

Lab Name: TestAmerica North Canton Job No.: 240-174-1

SDG No.:

Lab Sample ID: ICV 240-1446/9 Calibration Date: 04/25/2011 22:05

Instrument ID: YPID Calib Start Date: 04/25/2011 17:50

GC Column: RTX-VRX ID: 0.45(mm) Calib End Date: 04/25/2011 21:24

Lab File ID: YF042509.D Heated Purge: (Y/N) N

Analyte	RT	RT WINDOW TO	RT WINDOW FROM
Total Petroleum Hydrocarbons (C6-C10)	11.37	4.40	18.45
C6-C12	13.07	4.40	21.74
Trifluorotoluene (Surr)	9.26	9.21	9.31

GC VOA ANALYSIS RUN LOG

Lab Name: TestAmerica North Canton Job No.: 240-174-1

SDG No.:

Instrument ID: YPID Start Date: 05/26/2011 18:08

Analysis Batch Number: 2769 End Date: 05/27/2011 15:40

LAB SAMPLE ID	CLIENT SAMPLE ID	DATE ANALYZED	DILUTION FACTOR	LAB FILE ID	COLUMN ID
ZZZZZ		05/26/2011 18:08	1		RTX-VRX 0.45(mm)
CCVRT 240-2769/16		05/27/2011 03:12	1	YF052616.D	RTX-VRX 0.45(mm)
MB 240-2769/17		05/27/2011 03:51	1	YF052617.D	RTX-VRX 0.45(mm)
LCS 240-2769/18		05/27/2011 04:29	1	YF052618.D	RTX-VRX 0.45(mm)
240-174-2	MW15S-051611	05/27/2011 05:07	1	YF052619.D	RTX-VRX 0.45(mm)
ZZZZZ		05/27/2011 05:46	1		RTX-VRX 0.45(mm)
ZZZZZ		05/27/2011 06:25	1		RTX-VRX 0.45(mm)
ZZZZZ		05/27/2011 07:03	1		RTX-VRX 0.45(mm)
ZZZZZ		05/27/2011 07:40	1		RTX-VRX 0.45(mm)
ZZZZZ		05/27/2011 08:18	1		RTX-VRX 0.45(mm)
ZZZZZ		05/27/2011 08:58	1		RTX-VRX 0.45(mm)
ZZZZZ		05/27/2011 09:37	1		RTX-VRX 0.45(mm)
CCV 240-2769/27		05/27/2011 10:16	1	YF052627.D	RTX-VRX 0.45(mm)
ZZZZZ		05/27/2011 10:56	1		RTX-VRX 0.45(mm)
ZZZZZ		05/27/2011 11:37	1		RTX-VRX 0.45(mm)
ZZZZZ		05/27/2011 12:16	1		RTX-VRX 0.45(mm)
ZZZZZ		05/27/2011 12:56	1		RTX-VRX 0.45(mm)
ZZZZZ		05/27/2011 13:38	1		RTX-VRX 0.45(mm)
240-209-2	MW20S-051711	05/27/2011 14:20	1	YF052633.D	RTX-VRX 0.45(mm)
ZZZZZ		05/27/2011 15:00	1		RTX-VRX 0.45(mm)
CCV 240-2769/34		05/27/2011 15:40	1	YF052635.D	RTX-VRX 0.45(mm)

FORM VII
GC VOA CONTINUING CALIBRATION DATA

Lab Name: TestAmerica North Canton Job No.: 240-174-1

SDG No.:

Lab Sample ID: CCVRT 240-2769/16 Calibration Date: 05/27/2011 03:12

Instrument ID: YPID Calib Start Date: 04/25/2011 17:50

GC Column: RTX-VRX ID: 0.45(mm) Calib End Date: 04/25/2011 21:24

Lab File ID: YF052616.D Conc. Units: ug/L Heated Purge: (Y/N) N

ANALYTE	CURVE TYPE	AVE CF	CF	MIN CF	CALC AMOUNT	SPIKE AMOUNT	%D	MAX %D
Total Petroleum Hydrocarbons (C6-C10)	Ave	318609	285105		716	800	-10.5	15.0
C6-C12	Ave	359728	314029		698	800	-12.7	15.0
Trifluorotoluene (Surr)	Ave	333636	347451		10.4	10.0	4.1	15.0

FORM VII
GC VOA CONTINUING CALIBRATION RETENTION TIME SUMMARY

Lab Name: TestAmerica North Canton Job No.: 240-174-1

SDG No.:

Lab Sample ID: CCVRT 240-2769/16 Calibration Date: 05/27/2011 03:12

Instrument ID: YPID Calib Start Date: 04/25/2011 17:50

GC Column: RTX-VRX ID: 0.45(mm) Calib End Date: 04/25/2011 21:24

Lab File ID: YF052616.D Heated Purge: (Y/N) N

Analyte	RT	RT WINDOW	
		TO	FROM
Total Petroleum Hydrocarbons (C6-C10)	11.42	4.40	18.44
C6-C12	13.07	4.40	21.74
Trifluorotoluene (Surr)	9.26	9.21	9.31

FORM IV
GC VOA METHOD BLANK SUMMARY

Lab Name: TestAmerica North Canton Job No.: 240-174-1

SDG No.:

Lab Sample ID: MB 240-2769/17

Matrix: Water Date Extracted: 05/27/2011 03:51

Lab File ID:(1) YF052617.D Lab File ID:(2)

Date Analyzed:(1) 05/27/2011 03:51 Date Analyzed:(2)

Instrument ID:(1) YPID Instrument ID:(2)

GC Column:(1) RTX-VRX ID: 0.45(mm) GC Column:(2) ID:

THIS METHOD BLANK APPLIES TO THE FOLLOWING SAMPLES:

CLIENT SAMPLE ID	LAB SAMPLE ID	DATE ANALYZED 1	DATE ANALYZED 2
	LCS 240-2769/18	05/27/2011 04:29	
MW15S-051611	240-174-2	05/27/2011 05:07	
MW20S-051711	240-209-2	05/27/2011 14:20	

FORM I
GC VOA ORGANICS ANALYSIS DATA SHEET

Lab Name: TestAmerica North Canton
Job No.: 240-174-1
SDG No.:
Client Sample ID:
Lab Sample ID: MB 240-2769/17
Matrix: Water
Lab File ID: YF052617.D
Analysis Method: 8015B
Date Collected:
Sample wt/vol: 5(mL)
Date Analyzed: 05/27/2011 03:51
Soil Aliquot Vol:
Dilution Factor: 1
Soil Extract Vol.:
GC Column: RTX-VRX ID: 0.45(mm)
% Moisture:
Level: (low/med) Low
Analysis Batch No.: 2769
Units: ug/L

CAS NO.	COMPOUND NAME	RESULT	Q	RL	MDL
8006-61-9	Total Petroleum Hydrocarbons (C6-C10)	26.6	J	100	25

CAS NO.	SURROGATE	%REC	Q	LIMITS
98-08-8	Trifluorotoluene (Surr)	90		10-150

FORM VII
GC VOA CONTINUING CALIBRATION DATA

Lab Name: TestAmerica North Canton Job No.: 240-174-1

SDG No.:

Lab Sample ID: CCV 240-2769/27 Calibration Date: 05/27/2011 10:16

Instrument ID: YPID Calib Start Date: 04/25/2011 17:50

GC Column: RTX-VRX ID: 0.45(mm) Calib End Date: 04/25/2011 21:24

Lab File ID: YF052627.D Conc. Units: ug/L Heated Purge: (Y/N) N

ANALYTE	CURVE TYPE	AVE CF	CF	MIN CF	CALC AMOUNT	SPIKE AMOUNT	%D	MAX %D
Total Petroleum Hydrocarbons (C6-C10)	Ave	318609	294514		740	800	-7.6	15.0
C6-C12	Ave	359728	325756		724	800	-9.4	15.0
Trifluorotoluene (Surr)	Ave	333636	341869		10.2	10.0	2.5	15.0

FORM VII
GC VOA CONTINUING CALIBRATION RETENTION TIME SUMMARY

Lab Name: TestAmerica North Canton Job No.: 240-174-1

SDG No.:

Lab Sample ID: CCV 240-2769/27 Calibration Date: 05/27/2011 10:16

Instrument ID: YPID Calib Start Date: 04/25/2011 17:50

GC Column: RTX-VRX ID: 0.45(mm) Calib End Date: 04/25/2011 21:24

Lab File ID: YF052627.D Heated Purge: (Y/N) N

Analyte	RT	RT WINDOW	
		TO	FROM
Total Petroleum Hydrocarbons (C6-C10)	11.42	4.40	18.44
C6-C12	13.07	4.40	21.74
Trifluorotoluene (Surr)	9.26	9.21	9.31

FORM VII
GC VOA CONTINUING CALIBRATION DATA

Lab Name: TestAmerica North Canton Job No.: 240-174-1

SDG No.:

Lab Sample ID: CCV 240-2769/34 Calibration Date: 05/27/2011 15:40

Instrument ID: YPID Calib Start Date: 04/25/2011 17:50

GC Column: RTX-VRX ID: 0.45(mm) Calib End Date: 04/25/2011 21:24

Lab File ID: YF052635.D Conc. Units: ug/L Heated Purge: (Y/N) N

ANALYTE	CURVE TYPE	AVE CF	CF	MIN CF	CALC AMOUNT	SPIKE AMOUNT	%D	MAX %D
Total Petroleum Hydrocarbons (C6-C10)	Ave	318609	295126		741	800	-7.4	15.0
C6-C12	Ave	359728	322169		716	800	-10.4	15.0
Trifluorotoluene (Surr)	Ave	333636	337063		10.1	10.0	1.0	15.0

FORM VII
GC VOA CONTINUING CALIBRATION RETENTION TIME SUMMARY

Lab Name: TestAmerica North Canton Job No.: 240-174-1

SDG No.:

Lab Sample ID: CCV 240-2769/34 Calibration Date: 05/27/2011 15:40

Instrument ID: YPID Calib Start Date: 04/25/2011 17:50

GC Column: RTX-VRX ID: 0.45(mm) Calib End Date: 04/25/2011 21:24

Lab File ID: YF052635.D Heated Purge: (Y/N) N

Analyte	RT	RT WINDOW	
		TO	FROM
Total Petroleum Hydrocarbons (C6-C10)	11.42	4.40	18.44
C6-C12	13.07	4.40	21.74
Trifluorotoluene (Surr)	9.26	9.21	9.31

GC VOA ANALYSIS RUN LOG

Lab Name: TestAmerica North Canton Job No.: 240-174-1

SDG No.:

Instrument ID: YPID Start Date: 05/27/2011 17:24

Analysis Batch Number: 2863 End Date: 05/29/2011 01:14

LAB SAMPLE ID	CLIENT SAMPLE ID	DATE ANALYZED	DILUTION FACTOR	LAB FILE ID	COLUMN ID
ZZZZZ		05/27/2011 17:24	1		RTX-VRX 0.45(mm)
CCVRT 240-2863/26		05/28/2011 09:03	1	YF052726.D	RTX-VRX 0.45(mm)
MB 240-2863/27		05/28/2011 09:42	1	YF052727.D	RTX-VRX 0.45(mm)
LCS 240-2863/28		05/28/2011 10:21	1	YF052728.D	RTX-VRX 0.45(mm)
ZZZZZ		05/28/2011 10:59	1		RTX-VRX 0.45(mm)
ZZZZZ		05/28/2011 11:37	1		RTX-VRX 0.45(mm)
ZZZZZ		05/28/2011 12:18	1		RTX-VRX 0.45(mm)
ZZZZZ		05/28/2011 12:56	1		RTX-VRX 0.45(mm)
ZZZZZ		05/28/2011 13:34	1		RTX-VRX 0.45(mm)
ZZZZZ		05/28/2011 14:13	1		RTX-VRX 0.45(mm)
ZZZZZ		05/28/2011 14:53	1		RTX-VRX 0.45(mm)
ZZZZZ		05/28/2011 15:33	1		RTX-VRX 0.45(mm)
CCV 240-2863/37		05/28/2011 16:11	1	YF052737.D	RTX-VRX 0.45(mm)
ZZZZZ		05/28/2011 16:50	1		RTX-VRX 0.45(mm)
ZZZZZ		05/28/2011 17:29	1		RTX-VRX 0.45(mm)
ZZZZZ		05/28/2011 18:08	1		RTX-VRX 0.45(mm)
ZZZZZ		05/28/2011 18:47	1		RTX-VRX 0.45(mm)
ZZZZZ		05/28/2011 19:26	1		RTX-VRX 0.45(mm)
ZZZZZ		05/28/2011 20:05	1		RTX-VRX 0.45(mm)
ZZZZZ		05/28/2011 20:44	1		RTX-VRX 0.45(mm)
ZZZZZ		05/28/2011 21:22	1		RTX-VRX 0.45(mm)
ZZZZZ		05/28/2011 22:01	1		RTX-VRX 0.45(mm)
ZZZZZ		05/28/2011 22:40	1		RTX-VRX 0.45(mm)
CCV 240-2863/48		05/28/2011 23:18	1	YF052748.D	RTX-VRX 0.45(mm)
ZZZZZ		05/28/2011 23:57	1		RTX-VRX 0.45(mm)
240-271-2	MW16S-051811	05/29/2011 00:35	1	YF052750.D	RTX-VRX 0.45(mm)
CCV 240-2863/51		05/29/2011 01:14	1	YF052751.D	RTX-VRX 0.45(mm)

FORM VII
GC VOA CONTINUING CALIBRATION DATA

Lab Name: TestAmerica North Canton Job No.: 240-174-1

SDG No.:

Lab Sample ID: CCVRT 240-2863/26 Calibration Date: 05/28/2011 09:03

Instrument ID: YPID Calib Start Date: 04/25/2011 17:50

GC Column: RTX-VRX ID: 0.45(mm) Calib End Date: 04/25/2011 21:24

Lab File ID: YF052726.D Conc. Units: ug/L Heated Purge: (Y/N) N

ANALYTE	CURVE TYPE	AVE CF	CF	MIN CF	CALC AMOUNT	SPIKE AMOUNT	%D	MAX %D
Total Petroleum Hydrocarbons (C6-C10)	Ave	318609	280719		705	800	-11.9	15.0
C6-C12	Ave	359728	306193		681	800	-14.9	15.0
Trifluorotoluene (Surr)	Ave	333636	332687		9.97	10.0	-0.3	15.0

FORM VII
GC VOA CONTINUING CALIBRATION RETENTION TIME SUMMARY

Lab Name: TestAmerica North Canton Job No.: 240-174-1

SDG No.:

Lab Sample ID: CCVRT 240-2863/26 Calibration Date: 05/28/2011 09:03

Instrument ID: YPID Calib Start Date: 04/25/2011 17:50

GC Column: RTX-VRX ID: 0.45(mm) Calib End Date: 04/25/2011 21:24

Lab File ID: YF052726.D Heated Purge: (Y/N) N

Analyte	RT	RT WINDOW	
		TO	FROM
Total Petroleum Hydrocarbons (C6-C10)	11.41	4.38	18.45
C6-C12	13.05	4.38	21.73
Trifluorotoluene (Surr)	9.26	9.21	9.31

FORM IV
GC VOA METHOD BLANK SUMMARY

Lab Name: TestAmerica North Canton Job No.: 240-174-1

SDG No.:

Lab Sample ID: MB 240-2863/27

Matrix: Water Date Extracted: 05/28/2011 09:42

Lab File ID:(1) YF052727.D Lab File ID:(2)

Date Analyzed:(1) 05/28/2011 09:42 Date Analyzed:(2)

Instrument ID:(1) YPID Instrument ID:(2)

GC Column:(1) RTX-VRX ID: 0.45(mm) GC Column:(2) ID:

THIS METHOD BLANK APPLIES TO THE FOLLOWING SAMPLES:

CLIENT SAMPLE ID	LAB SAMPLE ID	DATE ANALYZED 1	DATE ANALYZED 2
	LCS 240-2863/28	05/28/2011 10:21	
MW16S-051811	240-271-2	05/29/2011 00:35	

FORM I
GC VOA ORGANICS ANALYSIS DATA SHEET

Lab Name: TestAmerica North Canton | Job No.: 240-174-1

SDG No.:

Client Sample ID: | Lab Sample ID: MB 240-2863/27

Matrix: Water | Lab File ID: YF052727.D

Analysis Method: 8015B | Date Collected:

Sample wt/vol: 5(mL) | Date Analyzed: 05/28/2011 09:42

Soil Aliquot Vol: | Dilution Factor: 1

Soil Extract Vol.: | GC Column: RTX-VRX ID: 0.45(mm)

% Moisture: | Level: (low/med) Low

Analysis Batch No.: 2863 | Units: ug/L

CAS NO.	COMPOUND NAME	RESULT	Q	RL	MDL
8006-61-9	Total Petroleum Hydrocarbons (C6-C10)	34.8	J	100	25

CAS NO.	SURROGATE	%REC	Q	LIMITS
98-08-8	Trifluorotoluene (Surr)	90		10-150

FORM VII
GC VOA CONTINUING CALIBRATION DATA

Lab Name: TestAmerica North Canton Job No.: 240-174-1

SDG No.:

Lab Sample ID: CCV 240-2863/37 Calibration Date: 05/28/2011 16:11

Instrument ID: YPID Calib Start Date: 04/25/2011 17:50

GC Column: RTX-VRX ID: 0.45(mm) Calib End Date: 04/25/2011 21:24

Lab File ID: YF052737.D Conc. Units: ug/L Heated Purge: (Y/N) N

ANALYTE	CURVE TYPE	AVE CF	CF	MIN CF	CALC AMOUNT	SPIKE AMOUNT	%D	MAX %D
Total Petroleum Hydrocarbons (C6-C10)	Ave	318609	286191		719	800	-10.2	15.0
C6-C12	Ave	359728	312454		695	800	-13.1	15.0
Trifluorotoluene (Surr)	Ave	333636	336829		10.1	10.0	1.0	15.0

FORM VII
GC VOA CONTINUING CALIBRATION RETENTION TIME SUMMARY

Lab Name: TestAmerica North Canton Job No.: 240-174-1

SDG No.:

Lab Sample ID: CCV 240-2863/37 Calibration Date: 05/28/2011 16:11

Instrument ID: YPID Calib Start Date: 04/25/2011 17:50

GC Column: RTX-VRX ID: 0.45(mm) Calib End Date: 04/25/2011 21:24

Lab File ID: YF052737.D Heated Purge: (Y/N) N

Analyte	RT	RT WINDOW TO	RT WINDOW FROM
Total Petroleum Hydrocarbons (C6-C10)	11.41	4.38	18.45
C6-C12	13.05	4.38	21.73
Trifluorotoluene (Surr)	9.26	9.21	9.31

FORM VII
GC VOA CONTINUING CALIBRATION DATA

Lab Name: TestAmerica North Canton Job No.: 240-174-1

SDG No.:

Lab Sample ID: CCV 240-2863/48 Calibration Date: 05/28/2011 23:18

Instrument ID: YPID Calib Start Date: 04/25/2011 17:50

GC Column: RTX-VRX ID: 0.45(mm) Calib End Date: 04/25/2011 21:24

Lab File ID: YF052748.D Conc. Units: ug/L Heated Purge: (Y/N) N

ANALYTE	CURVE TYPE	AVE CF	CF	MIN CF	CALC AMOUNT	SPIKE AMOUNT	%D	MAX %D
Total Petroleum Hydrocarbons (C6-C10)	Ave	318609	275529		692	800	-13.5	15.0
C6-C12	Ave	359728	301522		671	800	-16.2*	15.0
Trifluorotoluene (Surr)	Ave	333636	332650		9.97	10.0	-0.3	15.0

FORM VII
GC VOA CONTINUING CALIBRATION RETENTION TIME SUMMARY

Lab Name: TestAmerica North Canton Job No.: 240-174-1

SDG No.:

Lab Sample ID: CCV 240-2863/48 Calibration Date: 05/28/2011 23:18

Instrument ID: YPID Calib Start Date: 04/25/2011 17:50

GC Column: RTX-VRX ID: 0.45(mm) Calib End Date: 04/25/2011 21:24

Lab File ID: YF052748.D Heated Purge: (Y/N) N

Analyte	RT	RT WINDOW	
		TO	FROM
Total Petroleum Hydrocarbons (C6-C10)	11.41	4.38	18.45
C6-C12	13.05	4.38	21.73
Trifluorotoluene (Surr)	9.26	9.21	9.31

FORM VII
GC VOA CONTINUING CALIBRATION DATA

Lab Name: TestAmerica North Canton Job No.: 240-174-1

SDG No.:

Lab Sample ID: CCV 240-2863/51 Calibration Date: 05/29/2011 01:14

Instrument ID: YPID Calib Start Date: 04/25/2011 17:50

GC Column: RTX-VRX ID: 0.45(mm) Calib End Date: 04/25/2011 21:24

Lab File ID: YF052751.D Conc. Units: ug/L Heated Purge: (Y/N) N

ANALYTE	CURVE TYPE	AVE CF	CF	MIN CF	CALC AMOUNT	SPIKE AMOUNT	%D	MAX %D
Total Petroleum Hydrocarbons (C6-C10)	Ave	318609	288596		725	800	-9.4	15.0
C6-C12	Ave	359728	314117		699	800	-12.7	15.0
Trifluorotoluene (Surr)	Ave	333636	31630		9.48	100	-90.5*	15.0

FORM VII
GC VOA CONTINUING CALIBRATION RETENTION TIME SUMMARY

Lab Name: TestAmerica North Canton Job No.: 240-174-1

SDG No.:

Lab Sample ID: CCV 240-2863/51 Calibration Date: 05/29/2011 01:14

Instrument ID: YPID Calib Start Date: 04/25/2011 17:50

GC Column: RTX-VRX ID: 0.45(mm) Calib End Date: 04/25/2011 21:24

Lab File ID: YF052751.D Heated Purge: (Y/N) N

Analyte	RT	RT WINDOW	
		TO	FROM
Total Petroleum Hydrocarbons (C6-C10)	11.41	4.38	18.45
C6-C12	13.05	4.38	21.73
Trifluorotoluene (Surr)	9.26	9.21	9.31

GC VOA ANALYSIS RUN LOG

Lab Name: TestAmerica North Canton Job No.: 240-174-1

SDG No.:

Instrument ID: YPID Start Date: 06/02/2011 16:39

Analysis Batch Number: 3404 End Date: 06/03/2011 13:06

LAB SAMPLE ID	CLIENT SAMPLE ID	DATE ANALYZED	DILUTION FACTOR	LAB FILE ID	COLUMN ID
ZZZZZ		06/02/2011 16:39	1		RTX-VRX 0.45(mm)
STD1 240-3404/3 IC		06/02/2011 17:18	1	YF060203.D	RTX-VRX 0.45(mm)
STD2 240-3404/4 IC		06/02/2011 17:56	1	YF060204.D	RTX-VRX 0.45(mm)
STD3 240-3404/5 IC		06/02/2011 18:34	1	YF060205.D	RTX-VRX 0.45(mm)
STD4 240-3404/6 ICRT		06/02/2011 19:12	1	YF060206.D	RTX-VRX 0.45(mm)
STD5 240-3404/7 IC		06/02/2011 19:50	1	YF060207.D	RTX-VRX 0.45(mm)
STD6 240-3404/8 IC		06/02/2011 20:28	1	YF060208.D	RTX-VRX 0.45(mm)
ICV 240-3404/9		06/02/2011 21:06	1	YF060209.D	RTX-VRX 0.45(mm)
MB 240-3404/10		06/02/2011 21:43	1	YF060210.D	RTX-VRX 0.45(mm)
LCS 240-3404/11		06/02/2011 22:21	1	YF060211.D	RTX-VRX 0.45(mm)
ZZZZZ		06/02/2011 23:01	1		RTX-VRX 0.45(mm)
ZZZZZ		06/02/2011 23:39	1		RTX-VRX 0.45(mm)
ZZZZZ		06/03/2011 00:17	1		RTX-VRX 0.45(mm)
ZZZZZ		06/03/2011 00:55	1		RTX-VRX 0.45(mm)
ZZZZZ		06/03/2011 01:33	1		RTX-VRX 0.45(mm)
ZZZZZ		06/03/2011 02:14	1		RTX-VRX 0.45(mm)
ZZZZZ		06/03/2011 02:52	1		RTX-VRX 0.45(mm)
ZZZZZ		06/03/2011 03:30	1		RTX-VRX 0.45(mm)
CCV 240-3404/20		06/03/2011 04:08	1	YF060220.D	RTX-VRX 0.45(mm)
ZZZZZ		06/03/2011 04:48	1		RTX-VRX 0.45(mm)
ZZZZZ		06/03/2011 05:26	1		RTX-VRX 0.45(mm)
ZZZZZ		06/03/2011 06:03	1		RTX-VRX 0.45(mm)
ZZZZZ		06/03/2011 06:40	1		RTX-VRX 0.45(mm)
ZZZZZ		06/03/2011 07:17	1		RTX-VRX 0.45(mm)
240-271-2	MW16S-051811	06/03/2011 07:55	1	YF060226.D	RTX-VRX 0.45(mm)
ZZZZZ		06/03/2011 08:33	1		RTX-VRX 0.45(mm)
ZZZZZ		06/03/2011 09:11	1		RTX-VRX 0.45(mm)
ZZZZZ		06/03/2011 09:50	1		RTX-VRX 0.45(mm)
ZZZZZ		06/03/2011 10:29	1		RTX-VRX 0.45(mm)
CCV 240-3404/31		06/03/2011 11:08	1	YF060231.D	RTX-VRX 0.45(mm)
ZZZZZ		06/03/2011 11:48	1		RTX-VRX 0.45(mm)
ZZZZZ		06/03/2011 12:27	1		RTX-VRX 0.45(mm)
CCV 240-3404/33		06/03/2011 13:06	1		RTX-VRX 0.45(mm)

FORM VI
GC VOA INITIAL CALIBRATION DATA
EXTERNAL STANDARD CURVE EVALUTION

Lab Name: TestAmerica North Canton Job No.: 240-174-1 Analy Batch No.: 3404

SDG No.:

Instrument ID: YPID GC Column: RTX-VRX ID: 0.45(mm) Heated Purge: (Y/N) N

Calibration Start Date: 06/02/2011 17:18 Calibration End Date: 06/02/2011 20:28 Calibration ID: 1238

Calibration Files:

LEVEL:	LAB SAMPLE ID:	LAB FILE ID:
Level 1	STD1 240-3404/3	YF060203.D
Level 2	STD2 240-3404/4	YF060204.D
Level 3	STD3 240-3404/5	YF060205.D
Level 4	STD4 240-3404/6	YF060206.D
Level 5	STD5 240-3404/7	YF060207.D
Level 6	STD6 240-3404/8	YF060208.D

ANALYTE	CF				CURVE TYPE	COEFFICIENT			#	MIN CF	%RSD	#	MAX %RSD	R^2 OR COD	#	MIN R^2 OR COD
	LVL 1 LVL 5	LVL 2 LVL 6	LVL 3	LVL 4		B	M1	M2								
Total Petroleum Hydrocarbons (C6-C10)	337968 234698	312821 255134	222461	237168	Ave		266708.177				18.0		20.0			
C6-C12	389742 252774	346180 274888	243322	255283	Ave		293698.004				20.0		20.0			
Trifluorotoluene (Surr)	192686 267179	207599 308002	212077	220115	Ave		234609.600				19.0		20.0			

Note: The m1 coefficient is the same as Ave CF for an Ave curve type.

FORM VII
GC VOA CONTINUING CALIBRATION DATA

Lab Name: TestAmerica North Canton Job No.: 240-174-1

SDG No.:

Lab Sample ID: ICV 240-3404/9 Calibration Date: 06/02/2011 21:06

Instrument ID: YPID Calib Start Date: 06/02/2011 17:18

GC Column: RTX-VRX ID: 0.45(mm) Calib End Date: 06/02/2011 20:28

Lab File ID: YF060209.D Conc. Units: ug/L Heated Purge: (Y/N) N

ANALYTE	CURVE TYPE	AVE CF	CF	MIN CF	CALC AMOUNT	SPIKE AMOUNT	%D	MAX %D
Total Petroleum Hydrocarbons (C6-C10)	Ave	266708	279966		840	800	5.0	20.0
C6-C12	Ave	293698	308484		840	800	5.0	20.0
Trifluorotoluene (Surr)	Ave	234610	290695		12.4	10.0	23.9*	20.0

FORM VII
GC VOA CONTINUING CALIBRATION RETENTION TIME SUMMARY

Lab Name: TestAmerica North Canton Job No.: 240-174-1

SDG No.:

Lab Sample ID: ICV 240-3404/9 Calibration Date: 06/02/2011 21:06

Instrument ID: YPID Calib Start Date: 06/02/2011 17:18

GC Column: RTX-VRX ID: 0.45(mm) Calib End Date: 06/02/2011 20:28

Lab File ID: YF060209.D Heated Purge: (Y/N) N

Analyte	RT	RT WINDOW	
		TO	FROM
Total Petroleum Hydrocarbons (C6-C10)	11.38	4.31	18.45
C6-C12	13.03	4.41	21.65
Trifluorotoluene (Surr)	9.25	9.01	9.51

FORM IV
GC VOA METHOD BLANK SUMMARY

Lab Name: TestAmerica North Canton Job No.: 240-174-1

SDG No.:

Lab Sample ID: MB 240-3404/10

Matrix: Water Date Extracted: 06/02/2011 21:43

Lab File ID:(1) YF060210.D Lab File ID:(2)

Date Analyzed:(1) 06/02/2011 21:43 Date Analyzed:(2)

Instrument ID:(1) YPID Instrument ID:(2)

GC Column:(1) RTX-VRX ID: 0.45(mm) GC Column:(2) ID:

THIS METHOD BLANK APPLIES TO THE FOLLOWING SAMPLES:

CLIENT SAMPLE ID	LAB SAMPLE ID	DATE ANALYZED 1	DATE ANALYZED 2
	LCS 240-3404/11	06/02/2011 22:21	
MW16S-051811	240-271-2	06/03/2011 07:55	

FORM I
GC VOA ORGANICS ANALYSIS DATA SHEET

Lab Name: TestAmerica North Canton Job No.: 240-174-1

SDG No.:

Client Sample ID: Lab Sample ID: MB 240-3404/10

Matrix: Water Lab File ID: YF060210.D

Analysis Method: 8015B Date Collected:

Sample wt/vol: 5(mL) Date Analyzed: 06/02/2011 21:43

Soil Aliquot Vol: Dilution Factor: 1

Soil Extract Vol.: GC Column: RTX-VRX ID: 0.45(mm)

% Moisture: Level: (low/med) Low

Analysis Batch No.: 3404 Units: ug/L

CAS NO.	COMPOUND NAME	RESULT	Q	RL	MDL
8006-61-9	Total Petroleum Hydrocarbons (C6-C10)	25.4	J	100	25

CAS NO.	SURROGATE	%REC	Q	LIMITS
98-08-8	Trifluorotoluene (Surr)	101		10-150

FORM VII
GC VOA CONTINUING CALIBRATION DATA

Lab Name: TestAmerica North Canton Job No.: 240-174-1

SDG No.:

Lab Sample ID: CCV 240-3404/20 Calibration Date: 06/03/2011 04:08

Instrument ID: YPID Calib Start Date: 06/02/2011 17:18

GC Column: RTX-VRX ID: 0.45(mm) Calib End Date: 06/02/2011 20:28

Lab File ID: YF060220.D Conc. Units: ug/L Heated Purge: (Y/N) N

ANALYTE	CURVE TYPE	AVE CF	CF	MIN CF	CALC AMOUNT	SPIKE AMOUNT	%D	MAX %D
Total Petroleum Hydrocarbons (C6-C10)	Ave	266708	275353		826	800	3.2	15.0
C6-C12	Ave	293698	296907		809	800	1.1	15.0
Trifluorotoluene (Surr)	Ave	234610	124008		5.29	10.0	-47.1	15.0

FORM VII
GC VOA CONTINUING CALIBRATION RETENTION TIME SUMMARY

Lab Name: TestAmerica North Canton Job No.: 240-174-1

SDG No.:

Lab Sample ID: CCV 240-3404/20 Calibration Date: 06/03/2011 04:08

Instrument ID: YPID Calib Start Date: 06/02/2011 17:18

GC Column: RTX-VRX ID: 0.45(mm) Calib End Date: 06/02/2011 20:28

Lab File ID: YF060220.D Heated Purge: (Y/N) N

Analyte	RT	RT WINDOW TO	RT WINDOW FROM
Total Petroleum Hydrocarbons (C6-C10)	11.38	4.31	18.45
C6-C12	13.03	4.41	21.65
Trifluorotoluene (Surr)	9.26	9.01	9.51

FORM VII
GC VOA CONTINUING CALIBRATION DATA

Lab Name: TestAmerica North Canton Job No.: 240-174-1

SDG No.:

Lab Sample ID: CCV 240-3404/31 Calibration Date: 06/03/2011 11:08

Instrument ID: YPID Calib Start Date: 06/02/2011 17:18

GC Column: RTX-VRX ID: 0.45(mm) Calib End Date: 06/02/2011 20:28

Lab File ID: YF060231.D Conc. Units: ug/L Heated Purge: (Y/N) N

ANALYTE	CURVE TYPE	AVE CF	CF	MIN CF	CALC AMOUNT	SPIKE AMOUNT	%D	MAX %D
Total Petroleum Hydrocarbons (C6-C10)	Ave	266708	271123		813	800	1.7	15.0
C6-C12	Ave	293698	293882		801	800	0.0	15.0
Trifluorotoluene (Surr)	Ave	234610	260072		11.1	10.0	10.9	15.0

FORM VII
GC VOA CONTINUING CALIBRATION RETENTION TIME SUMMARY

Lab Name: TestAmerica North Canton Job No.: 240-174-1

SDG No.:

Lab Sample ID: CCV 240-3404/31 Calibration Date: 06/03/2011 11:08

Instrument ID: YPID Calib Start Date: 06/02/2011 17:18

GC Column: RTX-VRX ID: 0.45(mm) Calib End Date: 06/02/2011 20:28

Lab File ID: YF060231.D Heated Purge: (Y/N) N

Analyte	RT	RT WINDOW TO	RT WINDOW FROM
Total Petroleum Hydrocarbons (C6-C10)	11.38	4.31	18.45
C6-C12	13.03	4.41	21.65
Trifluorotoluene (Surr)	9.25	9.00	9.50

FORM II
GC VOA SURROGATE RECOVERY

Lab Name: TestAmerica North Canton Job No.: 240-174-1

SDG No.:

Matrix: Water Level: Low

GC Column (1): RTX-VRX ID: 0.45 (mm)

Client Sample ID	Lab Sample ID	TFT1	#
MW15S-051611	240-174-2	85	
MW20S-051711	240-209-2	87	
MW16S-051811	240-271-2	88	
MW16S-051811	240-271-2	87	
	MB 240-2769/17	90	
	MB 240-2863/27	90	
	MB 240-3404/10	101	
	LCS 240-2769/18	102	
	LCS 240-2863/28	48	
	LCS 240-3404/11	118	

	QC LIMITS
TFT = Trifluorotoluene (Surr)	10-150

Column to be used to flag recovery values

FORM II 8015B

FORM III
GC VOA LAB CONTROL SAMPLE RECOVERY

Lab Name: TestAmerica North Canton Job No.: 240-174-1

SDG No.:

Matrix: Water Level: Low Lab File ID: YF052618.D

Lab ID: LCS 240-2769/18 Client ID:

COMPOUND	SPIKE ADDED (ug/L)	LCS CONCENTRATION (ug/L)	LCS % REC	QC LIMITS REC	#
Total Petroleum Hydrocarbons (C6-C10)	800	762	95	72-140	

Column to be used to flag recovery and RPD values

FORM III 8015B

FORM III
GC VOA LAB CONTROL SAMPLE RECOVERY

Lab Name: TestAmerica North Canton Job No.: 240-174-1

SDG No.:

Matrix: Water Level: Low Lab File ID: YF052728.D

Lab ID: LCS 240-2863/28 Client ID:

COMPOUND	SPIKE ADDED (ug/L)	LCS CONCENTRATION (ug/L)	LCS % REC	QC LIMITS REC	#
Total Petroleum Hydrocarbons (C6-C10)	800	803	100	72-140	

Column to be used to flag recovery and RPD values

FORM III 8015B

FORM III
GC VOA LAB CONTROL SAMPLE RECOVERY

Lab Name: TestAmerica North Canton Job No.: 240-174-1

SDG No.:

Matrix: Water Level: Low Lab File ID: YF060211.D

Lab ID: LCS 240-3404/11 Client ID:

COMPOUND	SPIKE ADDED (ug/L)	LCS CONCENTRATION (ug/L)	LCS % REC	QC LIMITS REC	#
Total Petroleum Hydrocarbons (C6-C10)	800	922	115	72-140	

Column to be used to flag recovery and RPD values

FORM III 8015B

FORM VIII
GC VOA ANALYTICAL SEQUENCE

Lab Name: TestAmerica North Canton Job No.: 240-174-1

SDG No.:

Sample No.: CCVRT 240-2769/16 Date Analyzed: 05/27/2011 03:12

Instrument ID: YPID GC Column: RTX-VRX ID: 0.45(mm)

Lab File ID (Standard): YF052616.D Heated Purge: (Y/N) N

Calibration ID: 906

THE ANALYTICAL SEQUENCE OF BLANKS, SAMPLES, STANDARDS, MS/MSDs AND LCSs IS GIVEN BELOW:

				TFT RT #
CONTINUING CALIBRATION SURROGATE				9.26
UPPER LIMIT				9.36
LOWER LIMIT				9.16
LAB SAMPLE ID	CLIENT SAMPLE ID	DATE ANALYZED	LAB FILE ID	
CCVRT 240-2769/16		05/27/2011 03:12	YF052616.D	9.26
MB 240-2769/17		05/27/2011 03:51	YF052617.D	9.26
LCS 240-2769/18		05/27/2011 04:29	YF052618.D	9.26
240-174-2	MW15S-051611	05/27/2011 05:07	YF052619.D	9.26
CCV 240-2769/27		05/27/2011 10:16	YF052627.D	9.26
240-209-2	MW20S-051711	05/27/2011 14:20	YF052633.D	9.26
CCV 240-2769/34		05/27/2011 15:40	YF052635.D	9.26

TFT = Trifluorotoluene (Surr)

TFT RT Limit = ± 0.1 minutes of surrogate RT

Column used to flag values outside QC limits

FORM VIII 8015B

FORM VIII
GC VOA ANALYTICAL SEQUENCE

Lab Name: TestAmerica North Canton Job No.: 240-174-1

SDG No.:

Sample No.: CCVRT 240-2863/26 Date Analyzed: 05/28/2011 09:03

Instrument ID: YPID GC Column: RTX-VRX ID: 0.45(mm)

Lab File ID (Standard): YF052726.D Heated Purge: (Y/N) N

Calibration ID: 906

THE ANALYTICAL SEQUENCE OF BLANKS, SAMPLES, STANDARDS, MS/MSDs AND LCSs IS GIVEN BELOW:

				TFT RT #
CONTINUING CALIBRATION SURROGATE				9.26
UPPER LIMIT				9.36
LOWER LIMIT				9.16
LAB SAMPLE ID	CLIENT SAMPLE ID	DATE ANALYZED	LAB FILE ID	
CCVRT 240-2863/26		05/28/2011 09:03	YF052726.D	9.26
MB 240-2863/27		05/28/2011 09:42	YF052727.D	9.26
LCS 240-2863/28		05/28/2011 10:21	YF052728.D	9.26
CCV 240-2863/37		05/28/2011 16:11	YF052737.D	9.26
CCV 240-2863/48		05/28/2011 23:18	YF052748.D	9.26
240-271-2	MW16S-051811	05/29/2011 00:35	YF052750.D	9.26
CCV 240-2863/51		05/29/2011 01:14	YF052751.D	9.26

TFT = Trifluorotoluene (Surr)

TFT RT Limit = ± 0.1 minutes of surrogate RT

Column used to flag values outside QC limits

FORM VIII 8015B

FORM VIII
GC VOA ANALYTICAL SEQUENCE

Lab Name: TestAmerica North Canton Job No.: 240-174-1

SDG No.:

Sample No.: STD4 240-3404/6 Date Analyzed: 06/02/2011 19:12

Instrument ID: YPID GC Column: RTX-VRX ID: 0.45(mm)

Lab File ID (Standard): YF060206.D Heated Purge: (Y/N) N

Calibration ID: 1238

THE ANALYTICAL SEQUENCE OF BLANKS, SAMPLES, STANDARDS, MS/MSDs AND LCSs IS GIVEN BELOW:

				TFT RT #	
INITIAL CALIBRATION SURROGATE				9.26	
UPPER LIMIT				9.36	
LOWER LIMIT				9.16	
LAB SAMPLE ID	CLIENT SAMPLE ID	DATE ANALYZED	LAB FILE ID		
STD4 240-3404/6 ICRT		06/02/2011 19:12	YF060206.D	9.26	
MB 240-3404/10		06/02/2011 21:43	YF060210.D	9.27	
LCS 240-3404/11		06/02/2011 22:21	YF060211.D	9.26	
CCV 240-3404/20		06/03/2011 04:08	YF060220.D	9.26	
240-271-2	MW16S-051811	06/03/2011 07:55	YF060226.D	9.26	
CCV 240-3404/31		06/03/2011 11:08	YF060231.D	9.25	

TFT = Trifluorotoluene (Surr)

TFT RT Limit = ± 0.1 minutes of surrogate RT

Column used to flag values outside QC limits

FORM VIII 8015B

GC SEMI VOA ANALYSIS RUN LOG

Lab Name: TestAmerica North Canton Job No.: 240-174-1

SDG No.:

Instrument ID: A2HP14F Start Date: 05/19/2011 12:01

Analysis Batch Number: 2166 End Date: 05/19/2011 14:02

LAB SAMPLE ID	CLIENT SAMPLE ID	DATE ANALYZED	DILUTION FACTOR	LAB FILE ID	COLUMN ID
STD1 240-2166/4 IC		05/19/2011 12:01	1	P14F0000004.D	RTX-5 0.53(mm)
STD2 240-2166/5 IC		05/19/2011 12:25	1	P14F0000005.D	RTX-5 0.53(mm)
STD3 240-2166/6 IC		05/19/2011 12:49	1	P14F0000006.D	RTX-5 0.53(mm)
STD4 240-2166/7 IC		05/19/2011 13:14	1	P14F0000007.D	RTX-5 0.53(mm)
STD5 240-2166/8 IC		05/19/2011 13:38	1	P14F0000008.D	RTX-5 0.53(mm)
ICV 240-2166/9		05/19/2011 14:02	1	P14F0000009.D	RTX-5 0.53(mm)

FORM VI
GC SEMI VOA INITIAL CALIBRATION DATA
EXTERNAL STANDARD RETENTION TIME SUMMARY

Lab Name: TestAmerica North Canton Job No.: 240-174-1 Analy Batch No.: 2166

SDG No.:

Instrument ID: A2HP14F GC Column: RTX-5 ID: 0.53(mm) Heated Purge: (Y/N) N

Calibration Start Date: 05/19/2011 12:01 Calibration End Date: 05/19/2011 13:38 Calibration ID: 1051

Calibration Files:

LEVEL:	LAB SAMPLE ID:	LAB FILE ID:
Level 1	STD1 240-2166/4	P14F0000004.D
Level 2	STD2 240-2166/5	P14F0000005.D
Level 3	STD3 240-2166/6	P14F0000006.D
Level 4	STD4 240-2166/7	P14F0000007.D
Level 5	STD5 240-2166/8	P14F0000008.D

ANALYTE	LVL 1	LVL 2	LVL 3	LVL 4	LVL 5	RT WINDOW	AVG RT
Diesel	8.122	8.122	8.122	8.122	8.122	3.590 - 12.654	8.122
n-Nonane	1.752	1.753	1.757	1.755	1.757	1.702 - 1.802	1.755

FORM VI
GC SEMI VOA INITIAL CALIBRATION DATA
EXTERNAL STANDARD CURVE EVALUTION

Lab Name: TestAmerica North Canton Job No.: 240-174-1 Analy Batch No.: 2166

SDG No.:

Instrument ID: A2HP14F GC Column: RTX-5 ID: 0.53(mm) Heated Purge: (Y/N) N

Calibration Start Date: 05/19/2011 12:01 Calibration End Date: 05/19/2011 13:38 Calibration ID: 1051

Calibration Files:

LEVEL:	LAB SAMPLE ID:	LAB FILE ID:
Level 1	STD1 240-2166/4	P14F0000004.D
Level 2	STD2 240-2166/5	P14F0000005.D
Level 3	STD3 240-2166/6	P14F0000006.D
Level 4	STD4 240-2166/7	P14F0000007.D
Level 5	STD5 240-2166/8	P14F0000008.D

ANALYTE	CF				CURVE TYPE	COEFFICIENT			#	MIN CF	%RSD	#	MAX %RSD	R^2 OR COD	#	MIN R^2 OR COD
	LVL 1 LVL 5	LVL 2	LVL 3	LVL 4		B	M1	M2								
Diesel	705763 336646	515461	435657	351683	Lin	44348394.0	314402.704							0.9980		0.9900
n-Nonane	413140 382989	431927	436350	381033	Ave		409087.891				6.4		20.0			

Note: The m1 coefficient is the same as Ave CF for an Ave curve type.

FORM VI
GC SEMI VOA INITIAL CALIBRATION DATA
EXTERNAL STANDARD RESPONSE AND CONCENTRATION

Lab Name: TestAmerica North Canton Job No.: 240-174-1 Analy Batch No.: 2166

SDG No.:

Instrument ID: A2HP14F GC Column: RTX-5 ID: 0.53(mm) Heated Purge: (Y/N) N

Calibration Start Date: 05/19/2011 12:01 Calibration End Date: 05/19/2011 13:38 Calibration ID: 1051

Calibration Files:

LEVEL:	LAB SAMPLE ID:	LAB FILE ID:
Level 1	STD1 240-2166/4	P14F0000004.D
Level 2	STD2 240-2166/5	P14F0000005.D
Level 3	STD3 240-2166/6	P14F0000006.D
Level 4	STD4 240-2166/7	P14F0000007.D
Level 5	STD5 240-2166/8	P14F0000008.D

ANALYTE	CURVE TYPE	RESPONSE					CONCENTRATION (NG/UL)				
		LVL 1	LVL 2	LVL 3	LVL 4	LVL 5	LVL 1	LVL 2	LVL 3	LVL 4	LVL 5
Diesel	Lin	70576281	103092243	217828353	351682761	673292607	100	200	500	1000	2000
n-Nonane	Ave	4131403	8638546	21817505	38103250	76597851	10.0	20.0	50.0	100	200

Curve Type Legend:

Ave = Average
Lin = Linear

FORM VI
GC SEMI VOA INITIAL CALIBRATION DATA
EXTERNAL STANDARD RETENTION TIME SUMMARY

Lab Name: TestAmerica North Canton Job No.: 240-174-1 Analy Batch No.: 1564

SDG No.:

Instrument ID: A2HP5 GC Column: RTX-5 ID: 0.53(mm) Heated Purge: (Y/N) N

Calibration Start Date: 04/25/2011 10:32 Calibration End Date: 04/25/2011 11:01 Calibration ID: 959

Calibration Files:

LEVEL:	LAB SAMPLE ID:	LAB FILE ID:
Level 1	STD1 240-1564/3	P5042504.D
Level 2	STD2 240-1564/4	P5042505.D
Level 3	STD3 240-1564/5	P5042506.D
Level 4	STD4 240-1564/6	P5042507.D
Level 5	STD5 240-1564/7	P5042508.D

ANALYTE	LVL 1	LVL 2	LVL 3	LVL 4	LVL 5	RT WINDOW	AVG RT
Diesel	9.064	9.064	9.064	9.064	9.064	4.838 - 13.289	9.064
n-Nonane	3.697	3.693	3.696	3.695	3.699	3.647 - 3.747	3.696

FORM VI
GC SEMI VOA INITIAL CALIBRATION DATA
EXTERNAL STANDARD CURVE EVALUTION

Lab Name: TestAmerica North Canton Job No.: 240-174-1 Analy Batch No.: 1564

SDG No.:

Instrument ID: A2HP5 GC Column: RTX-5 ID: 0.53(mm) Heated Purge: (Y/N) N

Calibration Start Date: 04/25/2011 10:32 Calibration End Date: 04/25/2011 11:01 Calibration ID: 959

Calibration Files:

LEVEL:	LAB SAMPLE ID:	LAB FILE ID:
Level 1	STD1 240-1564/3	P5042504.D
Level 2	STD2 240-1564/4	P5042505.D
Level 3	STD3 240-1564/5	P5042506.D
Level 4	STD4 240-1564/6	P5042507.D
Level 5	STD5 240-1564/7	P5042508.D

ANALYTE	CF				CURVE TYPE	COEFFICIENT			#	MIN CF	%RSD	#	MAX %RSD	R^2 OR COD	#	MIN R^2 OR COD
	LVL 1 LVL 5	LVL 2	LVL 3	LVL 4		B	M1	M2								
Diesel	253880 183844	194912	213715	180853	Ave		205440.756				15.0		20.0			
n-Nonane	283211 249411	245446	269991	245251	Ave		258662.187				6.6		20.0			

Note: The m1 coefficient is the same as Ave CF for an Ave curve type.

FORM VII
GC SEMI VOA CONTINUING CALIBRATION RETENTION TIME SUMMARY

Lab Name: TestAmerica North Canton Job No.: 240-174-1

SDG No.:

Lab Sample ID: ICV 240-2166/9 Calibration Date: 05/19/2011 14:02

Instrument ID: A2HP14F Calib Start Date: 05/19/2011 12:01

GC Column: RTX-5 ID: 0.53(mm) Calib End Date: 05/19/2011 13:38

Lab File ID: P14F0000009.D

Analyte	RT	RT WINDOW	
		TO	FROM
Diesel	8.12	3.59	12.65

GC SEMI VOA ANALYSIS RUN LOG

Lab Name: TestAmerica North Canton Job No.: 240-174-1

SDG No.:

Instrument ID: A2HP14F Start Date: 06/01/2011 15:21

Analysis Batch Number: 3227 End Date: 06/01/2011 22:36

LAB SAMPLE ID	CLIENT SAMPLE ID	DATE ANALYZED	DILUTION FACTOR	LAB FILE ID	COLUMN ID
CCVRT 240-3227/9		06/01/2011 15:21	1	P14F0000009.D	RTX-5 0.53(mm)
ZZZZZ		06/01/2011 15:45	1		RTX-5 0.53(mm)
ZZZZZ		06/01/2011 16:09	1		RTX-5 0.53(mm)
ZZZZZ		06/01/2011 16:33	1		RTX-5 0.53(mm)
ZZZZZ		06/01/2011 16:58	1		RTX-5 0.53(mm)
ZZZZZ		06/01/2011 17:22	1		RTX-5 0.53(mm)
CCV 240-3227/15		06/01/2011 17:46	1	P14F0000015.D	RTX-5 0.53(mm)
240-209-2	MW20S-051711	06/01/2011 18:10	1	P14F0000016.D	RTX-5 0.53(mm)
ZZZZZ		06/01/2011 18:34	1		RTX-5 0.53(mm)
ZZZZZ		06/01/2011 18:58	1		RTX-5 0.53(mm)
ZZZZZ		06/01/2011 19:23	1		RTX-5 0.53(mm)
ZZZZZ		06/01/2011 19:47	1		RTX-5 0.53(mm)
ZZZZZ		06/01/2011 20:11	1		RTX-5 0.53(mm)
ZZZZZ		06/01/2011 20:35	1		RTX-5 0.53(mm)
ZZZZZ		06/01/2011 20:59	1		RTX-5 0.53(mm)
240-271-2	MW16S-051811	06/01/2011 21:23	1	P14F0000024.D	RTX-5 0.53(mm)
MB 240-3069/1-A		06/01/2011 21:47	1	P14F0000025.D	RTX-5 0.53(mm)
LCS 240-3069/2-A		06/01/2011 22:12	1	P14F0000026.D	RTX-5 0.53(mm)
CCV 240-3227/27		06/01/2011 22:36	1	P14F0000027.D	RTX-5 0.53(mm)

FORM VII
GC SEMI VOA CONTINUING CALIBRATION DATA

Lab Name: TestAmerica North Canton Job No.: 240-174-1

SDG No.:

Lab Sample ID: CCVRT 240-3227/9 Calibration Date: 06/01/2011 15:21

Instrument ID: A2HP14F Calib Start Date: 05/19/2011 12:01

GC Column: RTX-5 ID: 0.53(mm) Calib End Date: 05/19/2011 13:38

Lab File ID: P14F0000009.D Conc. Units: ng/uL

ANALYTE	CURVE TYPE	AVE CF	CF	MIN CF	CALC AMOUNT	SPIKE AMOUNT	%D	MAX %D
Diesel	Lin		422535		531	500	6.2	15.0
n-Nonane	Ave	409088	433000		52.9	50.0	5.8	15.0

FORM VII
GC SEMI VOA CONTINUING CALIBRATION RETENTION TIME SUMMARY

Lab Name: TestAmerica North Canton Job No.: 240-174-1

SDG No.:

Lab Sample ID: CCVRT 240-3227/9 Calibration Date: 06/01/2011 15:21

Instrument ID: A2HP14F Calib Start Date: 05/19/2011 12:01

GC Column: RTX-5 ID: 0.53(mm) Calib End Date: 05/19/2011 13:38

Lab File ID: P14F0000009.D

Analyte	RT	RT WINDOW	
		TO	FROM
Diesel	8.12	3.58	12.65
n-Nonane	1.75	1.70	1.80

FORM VII
GC SEMI VOA CONTINUING CALIBRATION DATA

Lab Name: TestAmerica North Canton Job No.: 240-174-1

SDG No.:

Lab Sample ID: CCV 240-3227/15 Calibration Date: 06/01/2011 17:46

Instrument ID: A2HP14F Calib Start Date: 05/19/2011 12:01

GC Column: RTX-5 ID: 0.53(mm) Calib End Date: 05/19/2011 13:38

Lab File ID: P14F0000015.D Conc. Units: ng/uL

ANALYTE	CURVE TYPE	AVE CF	CF	MIN CF	CALC AMOUNT	SPIKE AMOUNT	%D	MAX %D
Diesel	Lin		426670		538	500	7.5	15.0
n-Nonane	Ave	409088	445242		54.4	50.0	8.8	15.0

FORM VII
GC SEMI VOA CONTINUING CALIBRATION RETENTION TIME SUMMARY

Lab Name: TestAmerica North Canton Job No.: 240-174-1

SDG No.:

Lab Sample ID: CCV 240-3227/15 Calibration Date: 06/01/2011 17:46

Instrument ID: A2HP14F Calib Start Date: 05/19/2011 12:01

GC Column: RTX-5 ID: 0.53(mm) Calib End Date: 05/19/2011 13:38

Lab File ID: P14F0000015.D

Analyte	RT	RT WINDOW	
		TO	FROM
Diesel	8.12	3.58	12.65
n-Nonane	1.75	1.70	1.80

FORM IV
GC SEMI VOA METHOD BLANK SUMMARY

Lab Name: TestAmerica North Canton Job No.: 240-174-1

SDG No.:

Lab Sample ID: MB 240-3069/1-A

Matrix: Water Date Extracted: 05/31/2011 10:42

Lab File ID:(1) P14F0000025.D Lab File ID:(2)

Date Analyzed:(1) 06/01/2011 21:47 Date Analyzed:(2)

Instrument ID:(1) A2HP14F Instrument ID:(2)

GC Column:(1) RTX-5 ID: 0.53(mm) GC Column:(2) ID:

THIS METHOD BLANK APPLIES TO THE FOLLOWING SAMPLES:

CLIENT SAMPLE ID	LAB SAMPLE ID	DATE ANALYZED 1	DATE ANALYZED 2
MW20S-051711	240-209-2	06/01/2011 18:10	
MW16S-051811	240-271-2	06/01/2011 21:23	
	LCS 240-3069/2-A	06/01/2011 22:12	

FORM I
GC SEMI VOA ORGANICS ANALYSIS DATA SHEET

Lab Name: TestAmerica North Canton Job No.: 240-174-1

SDG No.:

Client Sample ID: Lab Sample ID: MB 240-3069/1-A

Matrix: Water Lab File ID: P14F0000025.D

Analysis Method: 8015B Date Collected:

Extraction Method: 3520C Date Extracted: 05/31/2011 10:42

Sample wt/vol: 1000(mL) Date Analyzed: 06/01/2011 21:47

Con. Extract Vol.: 5.00(mL) Dilution Factor: 1

Injection Volume: 1(uL) GC Column: RTX-5 ID: 0.53(mm)

% Moisture: GPC Cleanup:(Y/N) N

Analysis Batch No.: 3227 Units: ug/L

CAS NO.	COMPOUND NAME	RESULT	Q	RL	MDL
STL00141	Total Petroleum Hydrocarbons (C10-C32)	500	U	500	240

CAS NO.	SURROGATE	%REC	Q	LIMITS
111-84-2	n-Nonane	63		10-110

FORM VII
GC SEMI VOA CONTINUING CALIBRATION DATA

Lab Name: TestAmerica North Canton Job No.: 240-174-1

SDG No.:

Lab Sample ID: CCV 240-3227/27 Calibration Date: 06/01/2011 22:36

Instrument ID: A2HP14F Calib Start Date: 05/19/2011 12:01

GC Column: RTX-5 ID: 0.53(mm) Calib End Date: 05/19/2011 13:38

Lab File ID: P14F0000027.D Conc. Units: ng/uL

ANALYTE	CURVE TYPE	AVE CF	CF	MIN CF	CALC AMOUNT	SPIKE AMOUNT	%D	MAX %D
Diesel	Lin		421875		530	500	6.0	15.0
n-Nonane	Ave	409088	441455		54.0	50.0	7.9	15.0

FORM VII
GC SEMI VOA CONTINUING CALIBRATION RETENTION TIME SUMMARY

Lab Name: TestAmerica North Canton Job No.: 240-174-1

SDG No.:

Lab Sample ID: CCV 240-3227/27 Calibration Date: 06/01/2011 22:36

Instrument ID: A2HP14F Calib Start Date: 05/19/2011 12:01

GC Column: RTX-5 ID: 0.53(mm) Calib End Date: 05/19/2011 13:38

Lab File ID: P14F0000027.D

Analyte	RT	RT WINDOW	
		TO	FROM
Diesel	8.12	3.58	12.65
n-Nonane	1.74	1.70	1.80

GC SEMI VOA ANALYSIS RUN LOG

Lab Name: TestAmerica North Canton Job No.: 240-174-1

SDG No.:

Instrument ID: A2HP5 Start Date: 04/25/2011 10:32

Analysis Batch Number: 1564 End Date: 04/25/2011 12:58

LAB SAMPLE ID	CLIENT SAMPLE ID	DATE ANALYZED	DILUTION FACTOR	LAB FILE ID	COLUMN ID
STD1 240-1564/3 IC		04/25/2011 10:32	1	P5042504.D	RTX-5 0.53(mm)
STD2 240-1564/4 IC		04/25/2011 11:01	1	P5042505.D	RTX-5 0.53(mm)
STD3 240-1564/5 IC		04/25/2011 11:30	1	P5042506.D	RTX-5 0.53(mm)
STD4 240-1564/6 IC		04/25/2011 11:59	1	P5042507.D	RTX-5 0.53(mm)
STD5 240-1564/7 IC		04/25/2011 12:29	1	P5042508.D	RTX-5 0.53(mm)
ICV 240-1564/13		04/25/2011 12:58	1	P5042509.D	RTX-5 0.53(mm)

FORM VI
GC SEMI VOA INITIAL CALIBRATION DATA
EXTERNAL STANDARD RESPONSE AND CONCENTRATION

Lab Name: TestAmerica North Canton Job No.: 240-174-1 Analy Batch No.: 1564

SDG No.:

Instrument ID: A2HP5 GC Column: RTX-5 ID: 0.53(mm) Heated Purge: (Y/N) N

Calibration Start Date: 04/25/2011 10:32 Calibration End Date: 04/25/2011 11:01 Calibration ID: 959

Calibration Files:

LEVEL:	LAB SAMPLE ID:	LAB FILE ID:
Level 1	STD1 240-1564/3	P5042504.D
Level 2	STD2 240-1564/4	P5042505.D
Level 3	STD3 240-1564/5	P5042506.D
Level 4	STD4 240-1564/6	P5042507.D
Level 5	STD5 240-1564/7	P5042508.D

ANALYTE	CURVE TYPE	RESPONSE					CONCENTRATION (NG/UL)				
		LVL 1	LVL 2	LVL 3	LVL 4	LVL 5	LVL 1	LVL 2	LVL 3	LVL 4	LVL 5
Diesel	Ave	25388034	38982467	106857343	180852891	367687061	100	200	500	1000	2000
n-Nonane	Ave	2832113	4908911	13499563	24525133	49882299	10.0	20.0	50.0	100	200

Curve Type Legend:
Ave = Average

FORM VII
GC SEMI VOA CONTINUING CALIBRATION DATA

Lab Name: TestAmerica North Canton Job No.: 240-174-1

SDG No.:

Lab Sample ID: ICV 240-2166/9 Calibration Date: 05/19/2011 14:02

Instrument ID: A2HP14F Calib Start Date: 05/19/2011 12:01

GC Column: RTX-5 ID: 0.53(mm) Calib End Date: 05/19/2011 13:38

Lab File ID: P14F0000009.D Conc. Units: ng/uL

ANALYTE	CURVE TYPE	AVE CF	CF	MIN CF	CALC AMOUNT	SPIKE AMOUNT	%D	MAX %D
Diesel	Lin		411800		514	500	2.8	20.0

FORM VII
GC SEMI VOA CONTINUING CALIBRATION DATA

Lab Name: TestAmerica North Canton Job No.: 240-174-1

SDG No.:

Lab Sample ID: ICV 240-1564/13 Calibration Date: 04/25/2011 12:58

Instrument ID: A2HP5 Calib Start Date: 04/25/2011 10:32

GC Column: RTX-5 ID: 0.53(mm) Calib End Date: 04/25/2011 11:01

Lab File ID: P5042509.D Conc. Units: ng/uL

ANALYTE	CURVE TYPE	AVE CF	CF	MIN CF	CALC AMOUNT	SPIKE AMOUNT	%D	MAX %D
Diesel	Ave	205441	212671		518	500	3.5	20.0

FORM VII
GC SEMI VOA CONTINUING CALIBRATION RETENTION TIME SUMMARY

Lab Name: TestAmerica North Canton Job No.: 240-174-1

SDG No.:

Lab Sample ID: ICV 240-1564/13 Calibration Date: 04/25/2011 12:58

Instrument ID: A2HP5 Calib Start Date: 04/25/2011 10:32

GC Column: RTX-5 ID: 0.53(mm) Calib End Date: 04/25/2011 11:01

Lab File ID: P5042509.D

Analyte	RT	RT WINDOW	
		TO	FROM
Diesel	9.06	4.84	13.29

GC SEMI VOA ANALYSIS RUN LOG

Lab Name: TestAmerica North Canton Job No.: 240-174-1

SDG No.:

Instrument ID: A2HP5 Start Date: 05/20/2011 11:02

Analysis Batch Number: 2239 End Date: 05/20/2011 21:09

LAB SAMPLE ID	CLIENT SAMPLE ID	DATE ANALYZED	DILUTION FACTOR	LAB FILE ID	COLUMN ID
CCVRT 240-2239/4		05/20/2011 11:02	1	P5052004.D	RTX-5 0.53(mm)
240-174-2	MW15S-051611	05/20/2011 11:31	1	P5052005.D	RTX-5 0.53(mm)
ZZZZZ		05/20/2011 12:00	1		RTX-5 0.53(mm)
ZZZZZ		05/20/2011 12:29	1		RTX-5 0.53(mm)
MB 240-2073/1-A		05/20/2011 12:58	1	P5052008.D	RTX-5 0.53(mm)
LCS 240-2073/2-A		05/20/2011 13:27	1	P5052009.D	RTX-5 0.53(mm)
CCV 240-2239/10		05/20/2011 13:56	1	P5052010.D	RTX-5 0.53(mm)
ZZZZZ		05/20/2011 14:25	1		RTX-5 0.53(mm)
ZZZZZ		05/20/2011 14:54	1		RTX-5 0.53(mm)
ZZZZZ		05/20/2011 15:22	1		RTX-5 0.53(mm)
ZZZZZ		05/20/2011 15:51	1		RTX-5 0.53(mm)
ZZZZZ		05/20/2011 16:20	1		RTX-5 0.53(mm)
ZZZZZ		05/20/2011 16:49	1		RTX-5 0.53(mm)
ZZZZZ		05/20/2011 17:17	1		RTX-5 0.53(mm)
ZZZZZ		05/20/2011 17:47	1		RTX-5 0.53(mm)
ZZZZZ		05/20/2011 18:15	1		RTX-5 0.53(mm)
ZZZZZ		05/20/2011 18:44	1		RTX-5 0.53(mm)
ZZZZZ		05/20/2011 19:13	1		RTX-5 0.53(mm)
ZZZZZ		05/20/2011 19:42	1		RTX-5 0.53(mm)
ZZZZZ		05/20/2011 20:11	1		RTX-5 0.53(mm)
ZZZZZ		05/20/2011 20:40	1		RTX-5 0.53(mm)
CCV 240-2239/25		05/20/2011 21:09	1		RTX-5 0.53(mm)

FORM VII
GC SEMI VOA CONTINUING CALIBRATION DATA

Lab Name: TestAmerica North Canton Job No.: 240-174-1

SDG No.:

Lab Sample ID: CCVRT 240-2239/4 Calibration Date: 05/20/2011 11:02

Instrument ID: A2HP5 Calib Start Date: 04/25/2011 10:32

GC Column: RTX-5 ID: 0.53(mm) Calib End Date: 04/25/2011 11:01

Lab File ID: P5052004.D Conc. Units: ng/uL

ANALYTE	CURVE TYPE	AVE CF	CF	MIN CF	CALC AMOUNT	SPIKE AMOUNT	%D	MAX %D
Diesel	Ave	205441	180361		439	500	-12.2	15.0
n-Nonane	Ave	258662	256094		49.5	50.0	-1.0	15.0

FORM VII

GC SEMI VOA CONTINUING CALIBRATION RETENTION TIME SUMMARY

Lab Name: TestAmerica North Canton Job No.: 240-174-1

SDG No.:

Lab Sample ID: CCVRT 240-2239/4 Calibration Date: 05/20/2011 11:02

Instrument ID: A2HP5 Calib Start Date: 04/25/2011 10:32

GC Column: RTX-5 ID: 0.53(mm) Calib End Date: 04/25/2011 11:01

Lab File ID: P5052004.D

Analyte	RT	RT WINDOW	
		TO	FROM
Diesel	9.09	4.87	13.30
n-Nonane	3.75	3.70	3.80

FORM IV
GC SEMI VOA METHOD BLANK SUMMARY

Lab Name: TestAmerica North Canton Job No.: 240-174-1

SDG No.:

Lab Sample ID: MB 240-2073/1-A

Matrix: Water Date Extracted: 05/18/2011 09:55

Lab File ID:(1) P5052008.D Lab File ID:(2)

Date Analyzed:(1) 05/20/2011 12:58 Date Analyzed:(2)

Instrument ID:(1) A2HP5 Instrument ID:(2)

GC Column:(1) RTX-5 ID: 0.53(mm) GC Column:(2) ID:

THIS METHOD BLANK APPLIES TO THE FOLLOWING SAMPLES:

CLIENT SAMPLE ID	LAB SAMPLE ID	DATE ANALYZED 1	DATE ANALYZED 2
MW15S-051611	240-174-2	05/20/2011 11:31	
	LCS 240-2073/2-A	05/20/2011 13:27	

FORM I
GC SEMI VOA ORGANICS ANALYSIS DATA SHEET

Lab Name: TestAmerica North Canton Job No.: 240-174-1

SDG No.:

Client Sample ID: Lab Sample ID: MB 240-2073/1-A

Matrix: Water Lab File ID: P5052008.D

Analysis Method: 8015B Date Collected:

Extraction Method: 3520C Date Extracted: 05/18/2011 09:55

Sample wt/vol: 1000(mL) Date Analyzed: 05/20/2011 12:58

Con. Extract Vol.: 5.00(mL) Dilution Factor: 1

Injection Volume: 1(uL) GC Column: RTX-5 ID: 0.53(mm)

% Moisture: GPC Cleanup:(Y/N) N

Analysis Batch No.: 2239 Units: ug/L

CAS NO.	COMPOUND NAME	RESULT	Q	RL	MDL
STL00141	Total Petroleum Hydrocarbons (C10-C32)	500	U	500	240

CAS NO.	SURROGATE	%REC	Q	LIMITS
111-84-2	n-Nonane	52		10-110

FORM VII
GC SEMI VOA CONTINUING CALIBRATION DATA

Lab Name: TestAmerica North Canton Job No.: 240-174-1

SDG No.:

Lab Sample ID: CCV 240-2239/10 Calibration Date: 05/20/2011 13:56

Instrument ID: A2HP5 Calib Start Date: 04/25/2011 10:32

GC Column: RTX-5 ID: 0.53(mm) Calib End Date: 04/25/2011 11:01

Lab File ID: P5052010.D Conc. Units: ng/uL

ANALYTE	CURVE TYPE	AVE CF	CF	MIN CF	CALC AMOUNT	SPIKE AMOUNT	%D	MAX %D
Diesel	Ave	205441	191006		465	500	-7.0	15.0
n-Nonane	Ave	258662	268919		52.0	50.0	4.0	15.0

FORM VII
GC SEMI VOA CONTINUING CALIBRATION RETENTION TIME SUMMARY

Lab Name: TestAmerica North Canton Job No.: 240-174-1

SDG No.:

Lab Sample ID: CCV 240-2239/10 Calibration Date: 05/20/2011 13:56

Instrument ID: A2HP5 Calib Start Date: 04/25/2011 10:32

GC Column: RTX-5 ID: 0.53(mm) Calib End Date: 04/25/2011 11:01

Lab File ID: P5052010.D

Analyte	RT	RT WINDOW	
		TO	FROM
Diesel	9.09	4.87	13.30
n-Nonane	3.75	3.70	3.80

GC SEMI VOA ANALYSIS RUN LOG

Lab Name: TestAmerica North Canton Job No.: 240-174-1

SDG No.:

Instrument ID: A2HP5 Start Date: 05/24/2011 11:16

Analysis Batch Number: 2430 End Date: 05/24/2011 20:30

LAB SAMPLE ID	CLIENT SAMPLE ID	DATE ANALYZED	DILUTION FACTOR	LAB FILE ID	COLUMN ID
CCVRT 240-2430/4		05/24/2011 11:16	1	P5052404.D	RTX-5 0.53(mm)
240-209-2	MW20S-051711	05/24/2011 11:45	1	P5052405.D	RTX-5 0.53(mm)
ZZZZZ		05/24/2011 12:14	1		RTX-5 0.53(mm)
ZZZZZ		05/24/2011 12:44	1		RTX-5 0.53(mm)
ZZZZZ		05/24/2011 13:13	1		RTX-5 0.53(mm)
ZZZZZ		05/24/2011 13:42	1		RTX-5 0.53(mm)
ZZZZZ		05/24/2011 14:11	1		RTX-5 0.53(mm)
ZZZZZ		05/24/2011 14:40	1		RTX-5 0.53(mm)
ZZZZZ		05/24/2011 15:09	1		RTX-5 0.53(mm)
ZZZZZ		05/24/2011 15:39	1		RTX-5 0.53(mm)
ZZZZZ		05/24/2011 16:08	1		RTX-5 0.53(mm)
ZZZZZ		05/24/2011 16:37	1		RTX-5 0.53(mm)
ZZZZZ		05/24/2011 17:07	1		RTX-5 0.53(mm)
ZZZZZ		05/24/2011 18:34	1		RTX-5 0.53(mm)
240-271-2	MW16S-051811	05/24/2011 19:03	1	P5052420.D	RTX-5 0.53(mm)
MB 240-2307/1-A		05/24/2011 19:32	1	P5052421.D	RTX-5 0.53(mm)
LCS 240-2307/2-A		05/24/2011 20:01	1	P5052422.D	RTX-5 0.53(mm)
CCV 240-2430/23		05/24/2011 20:30	1	P5052423.D	RTX-5 0.53(mm)

FORM VII
GC SEMI VOA CONTINUING CALIBRATION DATA

Lab Name: TestAmerica North Canton Job No.: 240-174-1

SDG No.:

Lab Sample ID: CCVRT 240-2430/4 Calibration Date: 05/24/2011 11:16

Instrument ID: A2HP5 Calib Start Date: 04/25/2011 10:32

GC Column: RTX-5 ID: 0.53(mm) Calib End Date: 04/25/2011 11:01

Lab File ID: P5052404.D Conc. Units: ng/uL

ANALYTE	CURVE TYPE	AVE CF	CF	MIN CF	CALC AMOUNT	SPIKE AMOUNT	%D	MAX %D
Diesel	Ave	205441	196459		478	500	-4.4	15.0
n-Nonane	Ave	258662	270011		52.2	50.0	4.4	15.0

FORM VII
GC SEMI VOA CONTINUING CALIBRATION RETENTION TIME SUMMARY

Lab Name: TestAmerica North Canton Job No.: 240-174-1

SDG No.:

Lab Sample ID: CCVRT 240-2430/4 Calibration Date: 05/24/2011 11:16

Instrument ID: A2HP5 Calib Start Date: 04/25/2011 10:32

GC Column: RTX-5 ID: 0.53(mm) Calib End Date: 04/25/2011 11:01

Lab File ID: P5052404.D

Analyte	RT	RT WINDOW	
		TO	FROM
Diesel	9.09	4.87	13.30
n-Nonane	3.75	3.70	3.80

FORM IV
GC SEMI VOA METHOD BLANK SUMMARY

Lab Name: TestAmerica North Canton Job No.: 240-174-1

SDG No.:

Lab Sample ID: MB 240-2307/1-A

Matrix: Water Date Extracted: 05/21/2011 07:27

Lab File ID:(1) P5052421.D Lab File ID:(2)

Date Analyzed:(1) 05/24/2011 19:32 Date Analyzed:(2)

Instrument ID:(1) A2HP5 Instrument ID:(2)

GC Column:(1) RTX-5 ID: 0.53(mm) GC Column:(2) ID:

THIS METHOD BLANK APPLIES TO THE FOLLOWING SAMPLES:

CLIENT SAMPLE ID	LAB SAMPLE ID	DATE ANALYZED 1	DATE ANALYZED 2
MW20S-051711	240-209-2	05/24/2011 11:45	
MW16S-051811	240-271-2	05/24/2011 19:03	
	LCS 240-2307/2-A	05/24/2011 20:01	

FORM I
GC SEMI VOA ORGANICS ANALYSIS DATA SHEET

Lab Name: TestAmerica North Canton	Job No.: 240-174-1
SDG No.:	
Client Sample ID:	Lab Sample ID: MB 240-2307/1-A
Matrix: Water	Lab File ID: P5052421.D
Analysis Method: 8015B	Date Collected:
Extraction Method: 3520C	Date Extracted: 05/21/2011 07:27
Sample wt/vol: 1000(mL)	Date Analyzed: 05/24/2011 19:32
Con. Extract Vol.: 5.00(mL)	Dilution Factor: 1
Injection Volume: 1(uL)	GC Column: RTX-5 ID: 0.53(mm)
% Moisture:	GPC Cleanup:(Y/N) N
Analysis Batch No.: 2430	Units: ug/L

CAS NO.	COMPOUND NAME	RESULT	Q	RL	MDL
STL00141	Total Petroleum Hydrocarbons (C10-C32)	1460		500	240

CAS NO.	SURROGATE	%REC	Q	LIMITS
111-84-2	n-Nonane	48		10-110

FORM VII
GC SEMI VOA CONTINUING CALIBRATION DATA

Lab Name: TestAmerica North Canton Job No.: 240-174-1

SDG No.:

Lab Sample ID: CCV 240-2430/23 Calibration Date: 05/24/2011 20:30

Instrument ID: A2HP5 Calib Start Date: 04/25/2011 10:32

GC Column: RTX-5 ID: 0.53(mm) Calib End Date: 04/25/2011 11:01

Lab File ID: P5052423.D Conc. Units: ng/uL

ANALYTE	CURVE TYPE	AVE CF	CF	MIN CF	CALC AMOUNT	SPIKE AMOUNT	%D	MAX %D
Diesel	Ave	205441	205435		500	500	0.0	15.0
n-Nonane	Ave	258662	284605		55.0	50.0	10.0	15.0

FORM VII
GC SEMI VOA CONTINUING CALIBRATION RETENTION TIME SUMMARY

Lab Name: TestAmerica North Canton Job No.: 240-174-1

SDG No.:

Lab Sample ID: CCV 240-2430/23 Calibration Date: 05/24/2011 20:30

Instrument ID: A2HP5 Calib Start Date: 04/25/2011 10:32

GC Column: RTX-5 ID: 0.53(mm) Calib End Date: 04/25/2011 11:01

Lab File ID: P5052423.D

Analyte	RT	RT WINDOW	
		TO	FROM
Diesel	9.09	4.87	13.30
n-Nonane	3.75	3.70	3.80

FORM II
GC SEMI VOA SURROGATE RECOVERY

Lab Name: TestAmerica North Canton Job No.: 240-174-1

SDG No.:

Matrix: Water Level: Low

GC Column (1): RTX-5 ID: 0.53 (mm)

Client Sample ID	Lab Sample ID	C91	#
MW15S-051611	240-174-2	37	
MW20S-051711	240-209-2	62	
MW20S-051711	240-209-2	55	
MW16S-051811	240-271-2	53	
MW16S-051811	240-271-2	50	
	MB 240-2073/1-A	52	
	MB 240-2307/1-A	48	
	MB 240-3069/1-A	63	
	LCS 240-2073/2-A	46	
	LCS 240-2307/2-A	64	
	LCS 240-3069/2-A	68	

	QC LIMITS
C9 = n-Nonane	10-110

Column to be used to flag recovery values

FORM II 8015B

FORM III
GC SEMI VOA LAB CONTROL SAMPLE RECOVERY

Lab Name: TestAmerica North Canton Job No.: 240-174-1

SDG No.:

Matrix: Water Level: Low Lab File ID: P5052009.D

Lab ID: LCS 240-2073/2-A Client ID:

COMPOUND	SPIKE ADDED (ug/L)	LCS CONCENTRATION (ug/L)	LCS % REC	QC LIMITS REC	#
Diesel	2500	2070	83	36-124	

Column to be used to flag recovery and RPD values

FORM III 8015B

FORM III
GC SEMI VOA LAB CONTROL SAMPLE RECOVERY

Lab Name: TestAmerica North Canton Job No.: 240-174-1

SDG No.:

Matrix: Water Level: Low Lab File ID: P5052422.D

Lab ID: LCS 240-2307/2-A Client ID:

COMPOUND	SPIKE ADDED (ug/L)	LCS CONCENTRATION (ug/L)	LCS % REC	QC LIMITS REC	#
Diesel	2500	2800	112	36-124	

Column to be used to flag recovery and RPD values

FORM III 8015B

FORM III
GC SEMI VOA LAB CONTROL SAMPLE RECOVERY

Lab Name: TestAmerica North Canton Job No.: 240-174-1

SDG No.:

Matrix: Water Level: Low Lab File ID: P14F0000026.D

Lab ID: LCS 240-3069/2-A Client ID:

COMPOUND	SPIKE ADDED (ug/L)	LCS CONCENTRATION (ug/L)	LCS % REC	QC LIMITS REC	#
Diesel	2500	2580	103	36-124	

Column to be used to flag recovery and RPD values

FORM III 8015B

FORM VIII
GC SEMI VOA ANALYTICAL SEQUENCE

Lab Name: TestAmerica North Canton Job No.: 240-174-1

SDG No.:

Sample No.: CCVRT 240-3227/9 Date Analyzed: 06/01/2011 15:21

Instrument ID: A2HP14F GC Column: RTX-5 ID: 0.53(mm)

Lab File ID (Standard): P14F0000009.D Heated Purge: (Y/N) N

Calibration ID: 1051

THE ANALYTICAL SEQUENCE OF BLANKS, SAMPLES, STANDARDS, MS/MSDs AND LCSs IS GIVEN BELOW:

				C9 RT #
CONTINUING CALIBRATION SURROGATE				1.75
UPPER LIMIT				1.85
LOWER LIMIT				1.65
LAB SAMPLE ID	CLIENT SAMPLE ID	DATE ANALYZED	LAB FILE ID	
CCVRT 240-3227/9		06/01/2011 15:21	P14F0000009.D	1.75
CCV 240-3227/15		06/01/2011 17:46	P14F0000015.D	1.75
240-209-2	MW20S-051711	06/01/2011 18:10	P14F0000016.D	1.75
240-271-2	MW16S-051811	06/01/2011 21:23	P14F0000024.D	1.74
MB 240-3069/1-A		06/01/2011 21:47	P14F0000025.D	1.75
LCS 240-3069/2-A		06/01/2011 22:12	P14F0000026.D	1.74
CCV 240-3227/27		06/01/2011 22:36	P14F0000027.D	1.74

C9 = n-Nonane

C9 RT Limit = ± 0.1 minutes of surrogate RT

Column used to flag values outside QC limits

FORM VIII 8015B

FORM VIII
GC SEMI VOA ANALYTICAL SEQUENCE

Lab Name: TestAmerica North Canton Job No.: 240-174-1

SDG No.:

Sample No.: CCVRT 240-2239/4 Date Analyzed: 05/20/2011 11:02

Instrument ID: A2HP5 GC Column: RTX-5 ID: 0.53(mm)

Lab File ID (Standard): P5052004.D Heated Purge: (Y/N) N

Calibration ID: 959

THE ANALYTICAL SEQUENCE OF BLANKS, SAMPLES, STANDARDS, MS/MSDs AND LCSs IS GIVEN BELOW:

				C9 RT #
CONTINUING CALIBRATION SURROGATE				3.75
UPPER LIMIT				3.85
LOWER LIMIT				3.65
LAB SAMPLE ID	CLIENT SAMPLE ID	DATE ANALYZED	LAB FILE ID	
CCVRT 240-2239/4		05/20/2011 11:02	P5052004.D	3.75
240-174-2	MW15S-051611	05/20/2011 11:31	P5052005.D	3.75
MB 240-2073/1-A		05/20/2011 12:58	P5052008.D	3.74
LCS 240-2073/2-A		05/20/2011 13:27	P5052009.D	3.74
CCV 240-2239/10		05/20/2011 13:56	P5052010.D	3.75

C9 = n-Nonane

C9 RT Limit = ± 0.1 minutes of surrogate RT

Column used to flag values outside QC limits

FORM VIII 8015B

FORM VIII
GC SEMI VOA ANALYTICAL SEQUENCE

Lab Name: TestAmerica North Canton Job No.: 240-174-1

SDG No.:

Sample No.: CCVRT 240-2430/4 Date Analyzed: 05/24/2011 11:16

Instrument ID: A2HP5 GC Column: RTX-5 ID: 0.53(mm)

Lab File ID (Standard): P5052404.D Heated Purge: (Y/N) N

Calibration ID: 959

THE ANALYTICAL SEQUENCE OF BLANKS, SAMPLES, STANDARDS, MS/MSDs AND LCSs IS GIVEN BELOW:

				C9 RT #
CONTINUING CALIBRATION SURROGATE				3.75
UPPER LIMIT				3.85
LOWER LIMIT				3.65
LAB SAMPLE ID	CLIENT SAMPLE ID	DATE ANALYZED	LAB FILE ID	
CCVRT 240-2430/4		05/24/2011 11:16	P5052404.D	3.75
240-209-2	MW20S-051711	05/24/2011 11:45	P5052405.D	3.75
240-271-2	MW16S-051811	05/24/2011 19:03	P5052420.D	3.75
MB 240-2307/1-A		05/24/2011 19:32	P5052421.D	3.75
LCS 240-2307/2-A		05/24/2011 20:01	P5052422.D	3.75
CCV 240-2430/23		05/24/2011 20:30	P5052423.D	3.75

C9 = n-Nonane

C9 RT Limit = ± 0.1 minutes of surrogate RT

Column used to flag values outside QC limits

FORM VIII 8015B

TETRA TECH NUS, INC. **CALCULATION WORKSHEET** PAGE ____ OF ____

CLIENT	JOB NUMBER		
MSA- Groundwater	SDG 240-174-1		
SUBJECT			
Sample Calculations			
BASED ON	DRAWING NUMBER		
BY	CHECKED BY	APPROVED BY	DATE
Ann Cognetti			August 2, 2011

I. VOC; Sample MW155-051611; (trichloroethene)

$$\frac{1296566}{1865182} * \frac{5mL}{2.5mL} * \frac{10^{ug/L}}{0.2195} = 63.3\ ug/L$$

II. SVOC; Sample MW205-051711; 1,4-dioxane

$$\frac{211773}{129675} * \frac{2mL}{1040mL} * \frac{4}{0.4412} * 6.67 = 189.9\ ug/L$$

III. GRO; Sample MW205-051711

$$\frac{128950260}{318608.661} * \frac{5mL}{1mL} = 2023.6\ ug/L$$

IV DRO; Sample MW155-051611

$$\frac{23930094}{205440.756} * \frac{5mL}{1040mL} * 1000 = 560.0\ ug/L$$

Sample Calculation

FORM I
GC/MS VOA ORGANICS ANALYSIS DATA SHEET

Lab Name: TestAmerica North Canton | Job No.: 240-174-1

SDG No.:

Client Sample ID: MW15S-051611 | Lab Sample ID: 240-174-2

Matrix: Water | Lab File ID: UXX1824.D

Analysis Method: 8260B | Date Collected: 05/16/2011 11:01

Sample wt/vol: 2.5(mL) | Date Analyzed: 05/25/2011 18:49

Soil Aliquot Vol: | Dilution Factor: 1

Soil Extract Vol.: | GC Column: DB-624 ID: 0.18(mm)

% Moisture: | Level: (low/med) Low

Analysis Batch No.: 2565 | Units: ug/L

CAS NO.	COMPOUND NAME	RESULT	Q	RL	MDL
637-92-3	Ethyl-t-butyl ether (ETBE)	10	U	10	0.22
87-68-3	Hexachlorobutadiene	2.0	U	2.0	0.60
591-78-6	2-Hexanone	10	U	10	0.82
98-82-8	Isopropylbenzene	2.0	U	2.0	0.26
75-09-2	Methylene Chloride	2.0	U	2.0	0.66
108-10-1	4-Methyl-2-pentanone	10	U	10	0.64
1634-04-4	Methyl tert-butyl ether	10	U	10	0.34
179601-23-1	m-Xylene & p-Xylene	4.0	U	4.0	0.48
91-20-3	Naphthalene	2.0	U	2.0	0.48
104-51-8	n-Butylbenzene	2.0	U	2.0	0.24
103-65-1	n-Propylbenzene	2.0	U	2.0	0.28
95-47-6	o-Xylene	2.0	U	2.0	0.28
99-87-6	p-Isopropyltoluene	2.0	U	2.0	0.24
135-98-8	sec-Butylbenzene	2.0	U	2.0	0.26
100-42-5	Styrene	2.0	U	2.0	0.22
994-05-8	Tert-amyl-methyl ether (TAME)	10	U	10	0.13
75-65-0	tert-Butyl alcohol	40	U	40	7.8
98-06-6	tert-Butylbenzene	2.0	U	2.0	0.26
630-20-6	1,1,1,2-Tetrachloroethane	2.0	U	2.0	0.46
79-34-5	1,1,2,2-Tetrachloroethane	2.0	U	2.0	0.36
127-18-4	Tetrachloroethene	2.0	U	2.0	0.58
108-88-3	Toluene	2.0	U	2.0	0.26
156-60-5	trans-1,2-Dichloroethene	0.39	J	2.0	0.38
10061-02-6	trans-1,3-Dichloropropene	2.0	U	2.0	0.38
87-61-6	1,2,3-Trichlorobenzene	2.0	U	2.0	0.34
120-82-1	1,2,4-Trichlorobenzene	2.0	U	2.0	0.30
71-55-6	1,1,1-Trichloroethane	2.0	U	2.0	0.44
79-01-6	Trichloroethene	63		2.0	0.34
75-69-4	Trichlorofluoromethane	2.0	U	2.0	0.42
96-18-4	1,2,3-Trichloropropane	2.0	U	2.0	0.86
76-13-1	1,1,2-Trichloro-1,2,2-trichfluoroethane	2.0	U	2.0	0.56
526-73-8	1,2,3-Trimethylbenzene	10	U	10	0.012
95-63-6	1,2,4-Trimethylbenzene	2.0	U	2.0	0.24
108-05-4	Vinyl acetate	4.0	U	4.0	0.38
75-01-4	Vinyl chloride	0.74	J	2.0	0.44

Sample Calculation

Report Date: 26-May-2011 12:08:28 Chrom Revision: 1.2 17-May-2011 14:46:34

TestAmerica Laboratories
Target Compound Quantitation Report

Data File: \\NCChrom\ChromData\A3UX10\20110525-638.b\UXX1824.D
Lims ID: 240-174-B-2 Client ID: MW15S-051611
Inject. Date: 25-May-2011 18:49:30 Dil. Factor: 1.0000
Sample Type: Client
Sample ID: 240-0000638-034
Misc. Info.: P10525A,8260LLUX10,,1904 =P10525A,8260LLUX10,,1904
Operator: Instrument ID: A3UX10
Vol. Injected: 1.0000 ALS Bottle#: 24
Lims Batch ID: 2565 Lims Sample ID: 34
Detector: MS SCAN

Method: \\NCChrom\ChromData\A3UX10\20110525-638.b\8260_10.m
Last Update: 26-May-2011 12:08:22 Calib Date: 18-May-2011 11:43:30
Quant Method: Internal Standard Quant By: Initial Calibration
Last ICal File: \\NCChrom\ChromData\A3UX10\20110518-567.b\UXX1516.D
Limit Group: MSV 8260B ICAL
Integrator: RTE ID Type: Deconvolution ID
Process Host: CORP-CTX-18

Compound	Sig	RT	EXP RT	DLT RT	Q	Response	On-Col Amt ug/l	Flags
* 1 Fluorobenzene	96	5.113	5.114	-0.001	99	1865182	10.0	
* 2 Chlorobenzene-d5	117	7.788	7.788	0.0	82	1298028	10.0	
* 3 1,4-Dichlorobenzene-d4	152	10.036	10.037	-0.001	96	669117	10.0	
$ 5 Dibromofluoromethane (Surr)	113	4.534	4.534	0.0	59	417202	11.9	
$ 6 1,2-Dichloroethane-d4 (Surr)	65	4.829	4.818	0.011	0	545832	12.0	
$ 7 Toluene-d8 (Surr)	98	6.474	6.475	-0.001	93	1498765	11.5	
$ 131 4-Bromofluorobenzene (Surr)	95	8.900	8.901	-0.001	88	495848	10.5	
12 Dichlorodifluoromethane	85		1.493					
13 Chloromethane	50		1.624					
14 Vinyl chloride	62	1.717	1.718	-0.001	76	22120	0.3717	
15 Bromomethane	94		2.002					
16 Chloroethane	64		2.085					
18 Trichlorofluoromethane	101		2.298					
21 1,1-Dichloroethene	96		2.724					
22 Acetone	43	2.735	2.736	-0.001	88	42644	2.32	
23 1,1,2-Trichloro-1,2,2-trifluoroethane	151		2.748					
26 Carbon disulfide	76		2.925					
30 Methylene Chloride	84		3.103					
31 2-Methyl-2-propanol	59		3.174					
34 Methyl tert-butyl ether	73		3.339					
33 trans-1,2-Dichloroethene	96	3.327	3.339	-0.012	63	7920	0.1943	
36 1,1-Dichloroethane	63		3.682					
37 Vinyl acetate	86		3.706					
38 Isopropyl ether	87		3.729					
40 Tert-butyl ethyl ether	59		4.025					
41 2-Butanone (MEK)	43		4.144					
42 cis-1,2-Dichloroethene	96	4.155	4.156	-0.001	82	428104	9.78	
43 2,2-Dichloropropane	77		4.168					
47 Chlorobromomethane	128		4.345					
49 Chloroform	83		4.404					
50 1,1,1-Trichloroethane	97		4.582					
52 1,1-Dichloropropene	75		4.724					
53 Carbon tetrachloride	117		4.736					

Sample Calculation

Report Date: 26-May-2011 12:08:28 Chrom Revision: 1.2 17-May-2011 14:46:34
Data File: \\NCChrom\ChromData\A3UX10\20110525-638.b\UXX1824.D

Compound	Sig	RT	EXP RT	DLT RT	Q	Response	On-Col Amt ug/l	Flags
56 1,2-Dichloroethane	62		4.889					
55 Benzene	78		4.889					
57 Tert-amyl methyl ether	73		4.972					
60 Trichloroethene	130	5.433	5.434	-0.001	97	1296566	31.7	
62 1,2-Dichloropropane	63		5.611					
65 Dibromomethane	93		5.706					
67 Dichlorobromomethane	83		5.836					
69 2-Chloroethyl vinyl ether	63		6.085					
70 cis-1,3-Dichloropropene	75		6.227					
71 4-Methyl-2-pentanone (MIBK)	43		6.357					
72 Toluene	91		6.534					
73 trans-1,3-Dichloropropene	75		6.712					
76 1,3-Dichloropropane	76		7.031					
77 Tetrachloroethene	164		7.043					
78 2-Hexanone	43		7.102					
79 Chlorodibromomethane	129		7.244					
123 Ethylene Dibromide	107		7.362					
82 Chlorobenzene	112		7.824					
83 1,1,1,2-Tetrachloroethane	131		7.895					
84 Ethylbenzene	106		7.919					
10 m-Xylene & p-Xylene	106		8.025					
85 o-Xylene	106		8.404					
86 Styrene	104		8.416					
87 Bromoform	173		8.593					
88 Isopropylbenzene	105		8.759					
90 1,1,2,2-Tetrachloroethane	83		9.019					
91 Bromobenzene	156		9.055					
92 1,2,3-Trichloropropane	110		9.066					
94 N-Propylbenzene	120		9.161					
95 2-Chlorotoluene	126		9.244					
104 4-Chlorotoluene	126		9.350					
97 tert-Butylbenzene	119		9.646					
98 1,2,4-Trimethylbenzene	105		9.694					
99 sec-Butylbenzene	105		9.871					
100 1,3-Dichlorobenzene	146		9.978					
101 4-Isopropyltoluene	119		10.001					
102 1,4-Dichlorobenzene	146		10.060					
103 1,2,3-Trimethylbenzene	105		10.107					
105 n-Butylbenzene	91		10.415					
106 1,2-Dichlorobenzene	146		10.427					
107 1,2-Dibromo-3-Chloropropane	157		11.196					
109 1,2,4-Trichlorobenzene	180		12.036					
110 Hexachlorobutadiene	225		12.214					
111 Naphthalene	128		12.285					
112 1,2,3-Trichlorobenzene	180		12.533					
S 114 Xylenes, Total	106		16.530					7

FORM VI
GC/MS VOA INITIAL CALIBRATION DATA
INTERNAL STANDARD CURVE EVALUTION

Lab Name: TestAmerica North Canton Job No.: 240-174-1 Analy Batch No.: 2117

SDG No.:

Instrument ID: A3UX10 GC Column: DB-624 ID: 0.18(mm) Heated Purge: (Y/N) N

Calibration Start Date: 05/18/2011 09:55 Calibration End Date: 05/18/2011 11:43 Calibration ID: 1095

ANALYTE	RRF					CURVE TYPE	COEFFICIENT			#	MIN RRF	%RSD	#	MAX %RSD	R^2 OR COD	#	MIN R^2 OR COD
	LVL 1 LVL 6	LVL 2	LVL 3	LVL 4	LVL 5		B	M1	M2								
tert-Butyl alcohol	0.0131 0.0128	0.0130	0.0137	0.0136	0.0141	Ave		0.0134				3.6		15.0			
Acrylonitrile	0.0814 0.0811	0.0853	0.0855	0.0834	0.0843	Ave		0.0835				2.3		15.0			
trans-1,2-Dichloroethene	0.2078 0.2198	0.2128	0.2223	0.2214	0.2272	Ave		0.2185				3.2		15.0			
Methyl tert-butyl ether	0.4991 0.5602	0.4965	0.5319	0.5331	0.5697	Ave		0.5317				5.7		15.0			
Hexane	0.0554 0.0631	0.0563	0.0596	0.0629	0.0567	Ave		0.0590				5.8		15.0			
1,1-Dichloroethane	0.3659 0.3686	0.3589	0.3760	0.3710	0.3848	Ave		0.3709			0.1000	2.4		15.0			
Vinyl acetate	0.0217 0.0397	0.0267	0.0293	0.0322	0.0371	Lin1	-0.024	0.0387							0.9950		0.9900
2-Butanone	0.0839 0.0839	0.0821	0.0839	0.0805	0.0803	Ave		0.0824				2.1		15.0			
cis-1,2-Dichloroethene	0.2335 0.2328	0.2245	0.2354	0.2359	0.2458	Ave		0.2347				2.9		15.0			
2,2-Dichloropropane	0.1531 0.1891	0.1500	0.1744	0.1764	0.1915	Ave		0.1724				10.0		15.0			
Bromochloromethane	0.1121 0.1137	0.1108	0.1189	0.1164	0.1194	Ave		0.1152				3.1		15.0			
Tetrahydrofuran	0.0439 0.0525	0.0489	0.0535	0.0521	0.0537	Ave		0.0508				7.5		15.0			
Chloroform	0.3536 0.3624	0.3538	0.3740	0.3666	0.3775	Ave		0.3647				2.7		15.0			
1,1,1-Trichloroethane	0.2513 0.2787	0.2453	0.2717	0.2702	0.2843	Ave		0.2669				5.8		15.0			
Cyclohexane	0.3368 0.3956	0.3518	0.3778	0.4014	0.3751	Ave		0.3731				6.7		15.0			
1,1-Dichloropropene	0.2640 0.3011	0.2764	0.2952	0.2943	0.3008	Ave		0.2886				5.2		15.0			
Carbon tetrachloride	0.2182 0.2584	0.2251	0.2399	0.2462	0.2569	Ave		0.2408				6.8		15.0			
1,2-Dichloroethane	0.2979 0.2915	0.2858	0.2959	0.2887	0.2977	Ave		0.2929				1.7		15.0			
Benzene	0.9104 0.8803	0.9100	0.8861	0.8626	0.8891	Ave		0.8898				2.1		15.0			
Trichloroethene	0.2174 0.2269	0.2100	0.2187	0.2185	0.2257	Ave		0.2195				2.8		15.0			

Note: The m1 coefficient is the same as Ave RRF for an Ave curve type.

Sample Calculation

FORM I
GC/MS SEMI VOA ORGANICS ANALYSIS DATA SHEET

Lab Name: TestAmerica North Canton | Job No.: 240-174-1

SDG No.:

Client Sample ID: MW20S-051711 | Lab Sample ID: 240-209-2

Matrix: Water | Lab File ID: 0524032.D

Analysis Method: 8270C | Date Collected: 05/17/2011 11:20

Extract. Method: 3520C | Date Extracted: 05/19/2011 08:53

Sample wt/vol: 1040(mL) | Date Analyzed: 05/24/2011 22:00

Con. Extract Vol.: 2.00(mL) | Dilution Factor: 6.67

Injection Volume: 1(uL) | Level: (low/med) Low

% Moisture: | GPC Cleanup:(Y/N) N

Analysis Batch No.: 2455 | Units: ug/L

CAS NO.	COMPOUND NAME	RESULT	Q	RL	MDL
123-91-1	1,4-Dioxane	190		6.4	3.1

CAS NO.	SURROGATE	%REC	Q	LIMITS
321-60-8	2-Fluorobiphenyl (Surr)	46		28-110
367-12-4	2-Fluorophenol (Surr)	57		10-110
118-79-6	2,4,6-Tribromophenol (Surr)	48		22-120
4165-60-0	Nitrobenzene-d5 (Surr)	36		27-111
4165-62-2	Phenol-d5 (Surr)	44		10-110
1718-51-0	Terphenyl-d14 (Surr)	57		37-119

Sample Calculation

Report Date: 26-May-2011 15:10:35 Chrom Revision: 1.2 17-May-2011 14:46:34

TestAmerica Laboratories
Target Compound Quantitation Report

Data File:	\\NCChrom\ChromData\A4HP10\20110524-618.b\0524032.D		
Lims ID:	240-209-I-2-A	Client ID:	MW20S-051711
Inject. Date:	24-May-2011 22:00:30	Dil. Factor:	6.6700
Sample Type:	Client		
Sample ID:	240-0000618-032		
Misc. Info.:	240-209-I-2-A		
Operator:	001710	Instrument ID:	A4HP10
Vol. Injected:	1.0000	ALS Bottle#:	31
Lims Batch ID:	2455	Lims Sample ID:	32
Detector:	MS SCAN		
Method:	\\NCChrom\ChromData\A4HP10\20110524-618.b\8270_10.m		
Last Update:	26-May-2011 15:10:15	Calib Date:	24-May-2011 18:35:30
Quant Method:	Internal Standard	Quant By:	Initial Calibration
Last ICal File:	\\NCChrom\ChromData\A4HP10\20110524-618.b\0524020.D		
Limit Group:	MSS 8270C ICAL		
Integrator:	RTE	ID Type:	Deconvolution ID
Process Host:	CORP-CTX-18		

First Level Reviewer: gruberj Date: 25-May-2011 13:40:22

Compound	Sig	RT	ADJ RT	DLT RT	Q	Response	On-Col Amt ng/ul	Flags
* 1 1,4-Dichlorobenzene-d4	152	3.478	3.478	0.0	94	129675	4.00	
* 2 Naphthalene-d8	136	4.365	4.365	0.0	99	474708	4.00	
* 3 Acenaphthene-d10	164	5.631	5.631	0.0	87	298302	4.00	
* 4 Phenanthrene-d10	188	6.710	6.705	0.005	98	536920	4.00	
* 5 Chrysene-d12	240	8.671	8.666	0.005	80	506813	4.00	
* 6 Perylene-d12	264	10.055	10.049	0.006	96	397439	4.00	
$ 7 2-Fluorophenol	112	2.613	2.613	0.0	91	46513	1.28	
$ 8 Phenol-d5	99	3.184	3.190	-0.006	94	48382	0.99	
$ 9 Nitrobenzene-d5	82	3.847	3.852	-0.005	89	26582	0.5377	
$ 10 2-Fluorobiphenyl (Surr)	172	5.124	5.124	0.0	93	65498	0.6873	
$ 11 2,4,6-Tribromophenol	330	6.198	6.198	0.0	63	7594	1.09	
$ 12 Terphenyl-d14	244	7.843	7.843	0.0	93	71580	0.8585	
25 1,4-Dioxane	88	1.689	1.694	-0.005	93	211773	14.8	

Sample Calculation

FORM VI
GC/MS SEMI VOA INITIAL CALIBRATION DATA
INTERNAL STANDARD CURVE EVALUTION

Lab Name: TestAmerica North Canton Job No.: 240-174-1 Analy Batch No.: 2455

SDG No.:

Instrument ID: A4HP10 GC Column: DB-624 ID: 0.18(mm) Heated Purge: (Y/N) N

Calibration Start Date: 05/24/2011 12:24 Calibration End Date: 05/24/2011 14:53 Calibration ID: 1133

Calibration Files:

LEVEL:	LAB SAMPLE ID:	LAB FILE ID:
Level 1	STD1 240-2455/6	0524006.D
Level 2	STD2 240-2455/5	0524005.D
Level 3	STD3 240-2455/4	0524004.D
Level 4	STD4 240-2455/3	0524003.D
Level 5	STD5 240-2455/2	0524002.D
Level 6	STD6 240-2455/10	0524010.D
Level 7	STD7 240-2455/9	0524009.D
Level 8	STD8 240-2455/8	0524008.D
Level 9	STD9 240-2455/7	0524007.D

ANALYTE	RRF					CURVE TYPE	COEFFICIENT			#	MIN RRF	%RSD	#	MAX %RSD	R^2 OR COD	#	MIN R^2 OR COD
	LVL 1	LVL 2	LVL 3	LVL 4	LVL 5		B	M1	M2								
	LVL 6	LVL 7	LVL 8	LVL 9													
1,4-Dioxane		0.4831	0.4312	0.3921	0.4287	Ave		0.4412				6.1		15.0			
	0.4359	0.4390	0.4582	0.4613													
N-Nitrosodimethylamine		0.7087	0.7528	0.7084	0.7159	Ave		0.7411				4.7		15.0			
	0.7225	0.7482	0.7636	0.8085													
Pyridine		1.1024	1.0604	1.0620	1.1533	Ave		1.1818				9.1		15.0			
	1.1931	1.2342	1.2942	1.3552													
Ethyl methacrylate		1.0248	1.0151	0.9914	1.0096	Ave		1.0561				6.2		15.0			
	1.0343	1.0699	1.1235	1.1802													
3-Chloropropionitrile		1.0562	0.9722	0.9503	0.9636	Ave		1.0105				5.8		15.0			
	0.9678	1.0094	1.0451	1.1198													
Malononitrile		1.4590	1.4141	1.4282	1.4321	Ave		1.4378				2.5		15.0			
	1.3889	1.4419	1.4258	1.5121													
Benzaldehyde		0.9563	0.9370	0.8988	0.8942	Ave		0.8894				6.3		15.0			
	0.8981	0.8567	0.7845	+++++													
Phenol		1.4461	1.4935	1.4430	1.5067	Ave		1.5414				7.0		15.0			
	1.5077	1.5487	1.6181	1.7677													
Aniline		1.6944	1.8630	1.7890	1.8627	Ave		1.9147				8.4		15.0			
	1.9276	1.9395	2.0098	2.2317													
Bis(2-chloroethyl)ether		1.3216	1.2020	1.1376	1.1868	Ave		1.2950				11.0		15.0			
	1.1750	1.3768	1.4195	1.5403													
2-Chlorophenol		1.2347	1.2637	1.2614	1.2937	Ave		1.3333				7.7		15.0			
	1.3173	1.3378	1.4123	1.5458													
1,3-Dichlorobenzene		1.4491	1.3470	1.2984	1.3082	Ave		1.3967				6.1		15.0			
	1.3643	1.4017	1.4583	1.5464													
1,4-Dichlorobenzene		1.4010	1.3465	1.3400	1.3744	Ave		1.4364				6.6		15.0			
	1.4364	1.4487	1.5261	1.6182													

Note: The m1 coefficient is the same as Ave RRF for an Ave curve type.

Sample Calculation

GC/MS SEMI VOA BATCH WORKSHEET

Lab Name: TestAmerica North Canton Job No.: 240-174-1

SDG No.:

Batch Number: 2151 Batch Start Date: 05/19/11 11:40 Batch Analyst: Mills, Eric

Batch Method: 3520C Batch End Date: 05/20/11 05:40

Lab Sample ID	Client Sample ID	Method Chain	Basis	ReceivedpH	InitialAmount	FinalAmount	EXBNALCS1 00003	EXBNASURRW 00002	EXDCM 00004
MB 240-2151/1		3520C, 8270C		7.0 SU	1000 mL	2.00 mL		1 mL	250 mL
LCS 240-2151/2		3520C, 8270C		7.0 SU	1000 mL	2.00 mL	1 mL	1 mL	250 mL
240-209-I-2	MW20S-051711	3520C, 8270C	T	7.0 SU	1040 mL	2.00 mL		1 mL	250 mL
240-209-H-3	MW20I-051711	3520C, 8270C	T	7.0 SU	1050 mL	2.00 mL		1 mL	250 mL
240-209-G-4	MW20D-051711	3520C, 8270C	T	6.0 SU	1030 mL	2.00 mL		1 mL	250 mL

Lab Sample ID	Client Sample ID	Method Chain	Basis	EXH2SO4W 00003	EXNA2SO4 00002	EXRESTEKSPKW 00002
MB 240-2151/1		3520C, 8270C		2 mL	20 g	
LCS 240-2151/2		3520C, 8270C		2 mL	20 g	1 mL
240-209-I-2	MW20S-051711	3520C, 8270C	T	2 mL	20 g	
240-209-H-3	MW20I-051711	3520C, 8270C	T	2 mL	20 g	
240-209-G-4	MW20D-051711	3520C, 8270C	T	2 mL	20 g	

Batch Notes	
Acid used for pH adjustment	1:1 h2so4
Prep Solvent Name	dcm
Prep Solvent Volume Used	250 mL
Person's name who did the prep	em

Basis	Basis Description
T	Total/NA

Sample Calculation

FORM I
GC VOA ORGANICS ANALYSIS DATA SHEET

Lab Name: TestAmerica North Canton | Job No.: 240-174-1

SDG No.:

Client Sample ID: MW20S-051711 | Lab Sample ID: 240-209-2

Matrix: Water | Lab File ID: YF052633.D

Analysis Method: 8015B | Date Collected: 05/17/2011 11:20

Sample wt/vol: 1(mL) | Date Analyzed: 05/27/2011 14:20

Soil Aliquot Vol: | Dilution Factor: 1

Soil Extract Vol.: | GC Column: RTX-VRX ID: 0.45(mm)

% Moisture: | Level: (low/med) Low

Analysis Batch No.: 2769 | Units: ug/L

CAS NO.	COMPOUND NAME	RESULT	Q	RL	MDL
8006-61-9	Total Petroleum Hydrocarbons (C6-C10)	2000	B	500	120

CAS NO.	SURROGATE	%REC	Q	LIMITS
98-08-8	Trifluorotoluene (Surr)	87		10-150

Sample Calculation

Report Date: 27-May-2011 16:41:56 Chrom Revision: 1.2 17-May-2011 14:46:34

TestAmerica Laboratories
Target Compound Quantitation Report

Data File:	\\Ncchrom\ChromData\YPID\20110526-668.b\YF052633.D		
Lims ID:	240-209-E-2	Client ID:	MW20S-051711
Inject. Date:	27-May-2011 14:20:02	Dil. Factor:	1.0000
Sample Type:	Client		
Sample ID:	240-0000668-035		
Misc. Info.:			
Operator:	001754	Instrument ID:	YPID
Vol. Injected:	1.0000	ALS Bottle#:	1
Lims Batch ID:	2769	Lims Sample ID:	35
Detector 1 :	GC ELC2B		
Detector 2 :	GC FID1A		
Method:	\\Ncchrom\ChromData\YPID\20110526-668.b\Y80158021.m		
Last Update:	27-May-2011 16:38:39	Calib Date:	25-May-2011 19:35:23
Quant Method:	Internal/External Standard	Quant By:	Initial Calibration
Last ICal File:	\\Ncchrom\ChromData\YPID\20110525-641.b\YF052509.D		
Limit Group:	GCV 8015B GRO ICAL		
Integrator:	Falcon		
Process Host:	CORP-CTX-18		

Compound	Det	RT	ADJ RT	DLT RT	Response	On-Col Amt ug/l	Flags
$ 16 Trifluorotoluene (Surr)	2	9.263	9.259	0.004	2913109	8.73	
A 5 C6-C10	2	11.418	4.395 - 18.441		128950260	404.7	

Sample Calculation

FORM VI
GC VOA INITIAL CALIBRATION DATA
EXTERNAL STANDARD CURVE EVALUTION

Lab Name: TestAmerica North Canton Job No.: 240-174-1 Analy Batch No.: 1446

SDG No.:

Instrument ID: YPID GC Column: RTX-VRX ID: 0.45(mm) Heated Purge: (Y/N) N

Calibration Start Date: 04/25/2011 17:50 Calibration End Date: 04/25/2011 21:24 Calibration ID: 906

Calibration Files:

LEVEL:	LAB SAMPLE ID:	LAB FILE ID:
Level 1	STD1 240-1446/3	YF042503.D
Level 2	STD2 240-1446/4	YF042504.D
Level 3	STD3 240-1446/5	YF042505.D
Level 4	STD4 240-1446/6	YF042506.D
Level 5	STD5 240-1446/7	YF042507.D
Level 6	STD6 240-1446/8	YF042508.D

ANALYTE	CF				CURVE TYPE	COEFFICIENT			#	MIN CF	%RSD	#	MAX %RSD	R^2 OR COD	#	MIN R^2 OR COD
	LVL 1	LVL 2	LVL 3	LVL 4		B	M1	M2								
	LVL 5	LVL 6														
Total Petroleum Hydrocarbons (C6-C10)	392300	327115	329961	292511	Ave		318608.661				13.0		20.0			
	285548	284216														
C6-C12	472404	370036	367552	321467	Ave		359727.645				17.0		20.0			
	314824	312083														
Trifluorotoluene (Surr)	292267	296038	315402	339740	Ave		333636.083				12.0		20.0			
	364713	393656														

Note: The m1 coefficient is the same as Ave CF for an Ave curve type.

Sample Calculation

FORM I
GC SEMI VOA ORGANICS ANALYSIS DATA SHEET

Lab Name: TestAmerica North Canton | Job No.: 240-174-1

SDG No.:

Client Sample ID: MW15S-051611 | Lab Sample ID: 240-174-2

Matrix: Water | Lab File ID: P5052005.D

Analysis Method: 8015B | Date Collected: 05/16/2011 11:01

Extraction Method: 3520C | Date Extracted: 05/18/2011 09:55

Sample wt/vol: 1040 (mL) | Date Analyzed: 05/20/2011 11:31

Con. Extract Vol.: 5.00 (mL) | Dilution Factor: 1

Injection Volume: 1 (uL) | GC Column: RTX-5 ID: 0.53 (mm)

% Moisture: | GPC Cleanup: (Y/N) N

Analysis Batch No.: 2239 | Units: ug/L

CAS NO.	COMPOUND NAME	RESULT	Q	RL	MDL
STL00141	Total Petroleum Hydrocarbons (C10-C32)	560		480	230

CAS NO.	SURROGATE	%REC	Q	LIMITS
111-84-2	n-Nonane	37		10-110

Sample Calculation

Report Date: 27-May-2011 13:46:50 Chrom Revision: 1.2 17-May-2011 14:46:34

TestAmerica Laboratories
Target Compound Quantitation Report

Data File:	\\Ncchrom\ChromData\A2HP5\20110520-585.b\P5052005.D		
Lims ID:	240-174-I-2-A	Client ID:	MW15S-051611
Inject. Date:	20-May-2011 11:31:47	Dil. Factor:	1.0000
Sample Type:	Client		
Sample ID:	240-0000585-005		
Misc. Info.:			
Operator:	2398	Instrument ID:	A2HP5
Vol. Injected:	1.0000	ALS Bottle#:	5
Lims Batch ID:	2239	Lims Sample ID:	5
Detector:	GC FID1A		
Method:	\\Ncchrom\ChromData\A2HP5\20110520-585.b\TPH5.m		
Last Update:	27-May-2011 13:46:49	Calib Date:	25-Apr-2011 15:26:36
Quant Method:	External Standard	Quant By:	Initial Calibration
Last ICal File:	\\Ncchrom\ChromData\A2HP5\20110502-442.b\P5042514.D		
Limit Group:	GC TPH DIESEL ICAL		
Integrator:	Falcon		
Process Host:	CORP-CTX-18		

RT	EXP RT	DLT RT	Response	On-Col Amt ng/ul	Flags
$ 8 n-Nonane					
3.746	3.747	-0.001	9475983	36.6	
A 15 Diesel					
9.085	4.871 -	13.299	17216013	83.8	
A 17 C10-C32					
9.664	4.871 -	14.457	23930094	116.5	

Sample Calculation

FORM VI
GC SEMI VOA INITIAL CALIBRATION DATA
EXTERNAL STANDARD CURVE EVALUTION

Lab Name: TestAmerica North Canton Job No.: 240-174-1 Analy Batch No.: 1564

SDG No.:

Instrument ID: A2HP5 GC Column: RTX-5 ID: 0.53(mm) Heated Purge: (Y/N) N

Calibration Start Date: 04/25/2011 10:32 Calibration End Date: 04/25/2011 11:01 Calibration ID: 959

Calibration Files:

LEVEL:	LAB SAMPLE ID:	LAB FILE ID:
Level 1	STD1 240-1564/3	P5042504.D
Level 2	STD2 240-1564/4	P5042505.D
Level 3	STD3 240-1564/5	P5042506.D
Level 4	STD4 240-1564/6	P5042507.D
Level 5	STD5 240-1564/7	P5042508.D

ANALYTE	CF				CURVE TYPE	COEFFICIENT			#	MIN CF	%RSD	#	MAX %RSD	R^2 OR COD	#	MIN R^2 OR COD
	LVL 1 LVL 5	LVL 2	LVL 3	LVL 4		B	M1	M2								
Diesel	253880 183844	194912	213715	180853	Ave		205440.756				15.0		20.0			
n-Nonane	283211 249411	245446	269991	245251	Ave		258662.187				6.6		20.0			

Note: The m1 coefficient is the same as Ave CF for an Ave curve type.

Tetra Tech NUS **INTERNAL CORRESPONDENCE**

TO: **D. MURALI** **DATE: AUGUST 3, 2011**

FROM: **TERRI L. SOLOMON** **COPIES:** **DV FILE**

SUBJECT: **INORGANIC DATA VALIDATION – SELECT TOTAL AND DISSOLVED METALS, PERCHLORATE**
MARTIN STATE AIRPORT – GROUNDWATER
SAMPLE DELIVERY GROUP (SDG) – 240-174-1

SAMPLES: 9/Aqueous/

MW15D-051611	MW15I-051611	MW15S-051611
MW16D-051811	MW16I-051811	MW16S-051811
MW20D-051711	MW20I-051711	MW20S-051711

Overview

The sample set for Martin State Airport – Groundwater, SDG 240-174-1, consists of nine (9) aqueous environmental samples. No field duplicate pairs were included within this SDG.

All samples were analyzed for select total and dissolved metals including antimony, arsenic, barium, beryllium, cadmium, chromium, cobalt, copper, lead, mercury, molybdenum, nickel, selenium, silver, thallium, tungsten, vanadium and zinc and perchlorate. The samples were collected by Tetra Tech on May 16, 17 and 18, 2011 and metals were analyzed by Test America – North Canton. Perchlorate was analyzed by Test America – West Sacramento. Metals analyses were conducted using SW-846 method 6020. Mercury analyses were conducted using SW-846 method 7470A. Perchlorate analyses were conducted using EPA method 314.0.

The findings offered in this report are based upon a general review of all available data. The data review was based on data completeness, holding times, initial and continuing calibration verification results, laboratory method / preparation blank results, ICP interference results, laboratory control sample recoveries, matrix spike recoveries, laboratory duplicate results, ICP serial dilution results, internal standard recoveries, detection limits and analyte quantitation.

Areas of concern with respect to data quality are listed below.

Major Problems

None.

Minor Problems

- The contract required detection limit (CRDL) percent recoveries for beryllium and cadmium were > 110% quality control limit affecting total and dissolved samples MW15S-051611 and total sample MW15I-051611. The positive results < 2X CRDL for the aforementioned analytes in the affected samples were qualified as biased high, "K", or estimated, "J", as a result of conflicting noncompliances.

- The following contaminants were detected in the laboratory method/preparation blanks at the following maximum concentrations:

Analyte	Maximum Concentration	Action Level
Antimony[1]	0.130 ug/L	0.65 ug/L
Molybdenum[1]	1.40 ug/L	7.0 ug/L
Thallium[1]	0.583 ug/L	2.915 ug/L
Tungsten[1]	0.843 ug/L	4.215 ug/L
Antimony[2]	0.145 ug/L	0.725 ug/L
Cobalt[2]	0.0910 ug/L	0.455 ug/L
Molybdenum[2]	1.47 ug/L	7.35 ug/L
Silver[2]	0.0840 ug/L	0.42 ug/L
Thallium[2]	0.451 ug/L	2.255 ug/L
Tungsten[2]	0.980 ug/L	4.9 ug/L
Barium[3]	1.4 ug/L	7.0 ug/L
Copper[3]	0.837 ug/L	4.185 ug/L
Zinc[3]	9.87 ug/L	49.35 ug/L
Barium[4]	1.28 ug/L	6.4 ug/L
Copper[4]	2.17 ug/L	10.85 ug/L
Nickel[4]	0.272 ug/L	1.36 ug/L
Zinc[5]	45.1 ug/L	225.5 ug/L
Zinc[6]	3.89 ug/L	19.45 ug/L
Barium[7]	1.36 ug/L	6.8 ug/L
Copper[7]	0.961 ug/L	4.805 ug/L
Zinc[7]	27 ug/L	135 ug/L

(1) Maximum concentration present in a method blank affecting the total and dissolved samples MW15S-051611 and the total sample MW15I-051611.

(2) Maximum concentration present in a method blank affecting the total and dissolved samples MW15D-051611, MW16D-051811, MW16I-051811, MW16S-051811, MW20D-051711, MW20I-051711, MW20S-051711 and the dissolved sample MW15I-051611.

(3) Maximum concentration present in a preparation blank (batch 240-2067) affecting the total and dissolved samples MW15I-051611, MW15D-051611 and MW15S-051611.

(4) Maximum concentration present in a preparation blank (batch 240-2136) affecting the total and dissolved samples MW20I-051711, MW20D-051711 and MW20S-051711.

(5) Maximum concentration present in a preparation blank (batch 240-2136) affecting the total and dissolved samples MW20I-051711 and MW20S-051711.

(6) Maximum concentration present in a preparation blank (batch 240-4782) affecting the total and dissolved samples MW20D-051711.

(7) Maximum concentration present in a preparation blank (batch 240-2327) affecting the total and dissolved samples MW16I-051811, MW16D-051811 and MW16S-051811.

An action level of 5X the maximum contaminant level has been used to evaluate sample data for blank contamination. Sample aliquot and dilution factors, if applicable, were taken into consideration when evaluating for blank contamination. Positive results less than the blank action level reported for antimony, barium, copper, molybdenum, thallium, tungsten and zinc were qualified "B" as a result of laboratory blank contamination.

- The matrix spike percent recovery for total mercury for sample MW16S-051811 was < 75% quality control limit. The nondetected results reported for samples MW16S-051811, MW16I-051811 and MW16D-051811 (preparation batch 240-2329) for total mercury were qualified as biased low, "UL".

- Positive results reported below the reporting limit (RL) but above the method detection limit (MDL) were qualified as estimated, "J".

Notes

Nondetected results were reported to the MDL.

The CRDL percent recoveries for copper and silver were > 110% quality control limit affecting total and dissolved samples MW15S-051611 and total sample MW15I-051611. No validation actions were warranted as all sample results were either > 2X CRDL, nondetects or were qualified as a result of blank contamination.

The CRDL percent recoveries for silver and thallium were > 110% quality control limit affecting total and dissolved samples MW15D-051611, MW16D-051811, MW16I-051811, MW16S-051811, MW20D-051711, MW20I-051711, MW20S-051711 and the dissolved sample MW15I-051611. No validation actions were warranted as all sample results were either nondetects or were qualified as a result of blank contamination.

The following samples were analyzed at a dilution for the perchlorate analyses:

MW15S-051611	5X
MW20I-051711	2X
MW20S-051711	10X
MW16S-051811	5X

Executive Summary

Laboratory Performance: The CRDL percent recoveries for several analytes were > 110% quality control limit. Several analytes were present in the laboratory method / preparation blanks.

Other Factors Affecting Data Quality: The matrix spike percent recovery for total mercury for sample MW16S-051811 was < 75% quality control limit. Positive results reported below the RL but above the MDL were qualified as estimated, "J".

The data for these analyses were reviewed with reference to Region III modifications to the "National Functional Guidelines for Inorganic Data Validation", April 1993.

The text of this report has been formulated to address only those problem areas affecting data quality.

Tetra Tech NUS
Terri L. Solomon
Environmental Scientist

Tetra Tech NUS
Joseph A. Samchuck
Quality Assurance Officer

Attachments:
1. Appendix A - Qualified Analytical Results
2. Appendix B - Results as reported by the Laboratory
3. Appendix C - Support Documentation

APPENDIX A
QUALIFIED ANALYTICAL RESULTS

Data Validation Qualifier Codes:

A = Lab Blank Contamination
B = Field Blank Contamination
C = Calibration Noncompliance (e.g. % RSDs, %Ds, ICVs, CCVs, RRFs, etc.)
C01 = GC/MS Tuning Noncompliance
D = MS/MSD Recovery Noncompliance
E = LCS/LCSD Recovery Noncompliance
F = Lab Duplicate Imprecision
G = Field Duplicate Imprecision
H = Holding Time Exceedance
I = ICP Serial Dilution Noncompliance
J = GFAA PDS-GFAA MSA's r < 0.995 / ICP PDS Recovery Noncompliance
K = ICP Interference - includes ICS % R Noncompliance
L = Instrument Calibration Range Exceedance
M = Sample Preservation Noncompliance
N = Internal Standard Noncompliance
N01 = Internal Standard Recovery Noncompliance Dioxins
N02 = Recovery Standard Noncompliance Dioxins
N03 = Clean-up Standard Noncompliance Dioxins
O = Poor Instrument Performance (e.g. base-line drifting)
P = Uncertainty near detection limit (< 2 x IDL for inorganics and <CRQL for organics)
Q = Other problems (can encompass a number of issues; e.g. chromatography,interferences, etc.)
R = Surrogates Recovery Noncompliance
S = Pesticide/PCB Resolution
T = % Breakdown Noncompliance for DOT and Endrin
U = % Difference between columns/detectors >25% for positive results determined via GC/HPLC
V = Non-linear calibrations; correlation coefficient r < 0.995
W = EMPC result
X = Signal to noise response drop
Y = Percent solids <30%
Z = Uncertainty at 2 sigma deviation is greater than sample activity

PROJ_NO: C03292	NSAMPLE	MW15D-051611			MW15I-051611			MW15S-051611			MW16D-051811		
SDG: 240-174-1	LAB_ID	240-174-4			240-174-3			240-174-2			240-271-4		
FRACTION: M	SAMP_DATE	5/16/2011			5/16/2011			5/16/2011			5/18/2011		
MEDIA: WATER	QC_TYPE	NM			NM			NM			NM		
	UNITS	UG/L			UG/L			UG/L			UG/L		
	PCT_SOLIDS	0.0			0.0			0.0			0.0		
	DUP_OF												
PARAMETER		RESULT	VQL	QLCD	RESULT	VQL	QLCD	RESULT	VQL	QLCD	RESULT	VQL	QLCD
ANTIMONY		0.13	U		0.13	U		0.17	B	A	0.13	U	
ARSENIC		0.4	U		2.4	J	P	2.3	J	P	0.44	J	P
BARIUM		6.8	B	A	11			16			5.7	B	A
BERYLLIUM		0.2	U		0.23	J	CP	1.4	K	C	0.2	U	
CADMIUM		0.13	U		0.13	U		0.93	J	CP	0.13	U	
CHROMIUM		1	J	P	3.3			4.9			0.71	U	
COBALT		13			23			100			7.7		
COPPER		5.3			2.6	B	A	160			3.2	B	A
LEAD		0.18	U		0.66	J	P	1.5			0.61	J	P
MERCURY		0.12	U		0.12	U		0.12	U		0.12	UL	D
MOLYBDENUM		0.46	B	A	0.093	U		2.7	B	A	0.16	B	A
NICKEL		19			31			120			11		
SELENIUM		0.57	U		0.57	U		2.7	J	P	0.57	U	
SILVER		0.08	U		0.08	U		0.08	U		0.08	U	
THALLIUM		0.28	B	A	0.14	U		0.34	B	A	0.25	B	A
TUNGSTEN		0.37	U		0.37	U		1.6	B	A	0.37	U	
VANADIUM		0.61	J	P	3.5	J	P	2.8	J	P	0.44	U	
ZINC		23	B	A	65			130			19	B	A

PROJ_NO: C03292	NSAMPLE	MW16I-051811			MW16S-051811			MW20D-051711			MW20I-051711		
SDG: 240-174-1	LAB_ID	240-271-3			240-271-2			240-209-4			240-209-3		
FRACTION: M	SAMP_DATE	5/18/2011			5/18/2011			5/17/2011			5/17/2011		
MEDIA: WATER	QC_TYPE	NM			NM			NM			NM		
	UNITS	UG/L			UG/L			UG/L			UG/L		
	PCT_SOLIDS	0.0			0.0			0.0			0.0		
	DUP_OF												
PARAMETER		RESULT	VQL	QLCD	RESULT	VQL	QLCD	RESULT	VQL	QLCD	RESULT	VQL	QLCD
ANTIMONY		0.34	B	A	0.15	B	A	0.19	B	A	0.13	U	
ARSENIC		41			2.7	J	P	0.4	U		4.6	J	P
BARIUM		70			38			140			16		
BERYLLIUM		1.1			0.83	J	P	0.92	J	P	0.2	U	
CADMIUM		0.24	J	P	0.13	U		5.2			0.13	U	
CHROMIUM		2.2			2.9			1.3	J	P	0.71	U	
COBALT		31			66			83			16		
COPPER		2	B	A	0.29	U		12			0.29	U	
LEAD		5.6			0.36	J	P	0.18	U		0.29	J	P
MERCURY		0.12	UL	D	0.12	UL	D	0.12	U		0.12	U	
MOLYBDENUM		1.5	B	A	2.2	B	A	0.31	B	A	0.54	B	A
NICKEL		42			76			56			3		
SELENIUM		0.65	J	P	0.57	U		0.64	J	P	0.57	U	
SILVER		0.08	U		0.08	U		0.08	U		0.08	U	
THALLIUM		0.45	B	A	1	B	A	0.24	B	A	0.19	B	A
TUNGSTEN		0.44	B	A	1.3	B	A	0.37	U		0.37	U	
VANADIUM		3	J	P	2.5	J	P	0.44	U		0.95	J	P
ZINC		83	B	A	17	B	A	200			3.6	B	A

PROJ_NO: C03292	NSAMPLE	MW20S-051711
SDG: 240-174-1	LAB_ID	240-209-2
FRACTION: M	SAMP_DATE	5/17/2011
MEDIA: WATER	QC_TYPE	NM
	UNITS	UG/L
	PCT_SOLIDS	0.0
	DUP_OF	

PARAMETER	RESULT	VQL	QLCD
ANTIMONY	0.28	B	A
ARSENIC	13		
BARIUM	19		
BERYLLIUM	0.76	J	P
CADMIUM	0.13	U	
CHROMIUM	3		
COBALT	2.7		
COPPER	1.9	B	A
LEAD	3.2		
MERCURY	0.12	U	
MOLYBDENUM	1	B	A
NICKEL	1.5	J	P
SELENIUM	3.7	J	P
SILVER	0.08	U	
THALLIUM	0.32	B	A
TUNGSTEN	0.66	B	A
VANADIUM	9.8	J	P
ZINC	19	B	A

PROJ_NO: C03292	NSAMPLE	MW15D-051611			MW15I-051611			MW15S-051611			MW16D-051811		
SDG: 240-174-1	LAB_ID	240-174-4			240-174-3			240-174-2			240-271-4		
FRACTION: MF	SAMP_DATE	5/16/2011			5/16/2011			5/16/2011			5/18/2011		
MEDIA: WATER	QC_TYPE	NM			NM			NM			NM		
	UNITS	UG/L			UG/L			UG/L			UG/L		
	PCT_SOLIDS	0.0			0.0			0.0			0.0		
	DUP_OF												
PARAMETER		RESULT	VQL	QLCD	RESULT	VQL	QLCD	RESULT	VQL	QLCD	RESULT	VQL	QLCD
ANTIMONY		0.13	U		0.13	U		0.13	U		0.13	U	
ARSENIC		0.42	J	P	2.5	J	P	2.5	J	P	0.49	J	P
BARIUM		6.7	B	A	9.9			17			5.9	B	A
BERYLLIUM		0.2	U		0.2	U		1.3	K	C	0.2	U	
CADMIUM		0.13	U		0.14	J	P	1	K	C	0.13	U	
CHROMIUM		0.71	U		2.8			5			0.71	U	
COBALT		12			24			110			7.6		
COPPER		4.1	B	A	0.37	B	A	170			3.4	B	A
LEAD		0.18	U		0.18	U		1.5			0.18	U	
MERCURY		0.12	U		0.12	U		0.12	U		0.12	U	
MOLYBDENUM		0.27	B	A	0.57	B	A	0.45	B	A	0.32	B	A
NICKEL		20			31			120			12		
SELENIUM		0.57	U		0.57	U		2.5	J	P	0.57	U	
SILVER		0.08	U		0.08	U		0.08	U		0.08	U	
THALLIUM		0.21	B	A	0.29	B	A	0.15	B	A	0.27	B	A
TUNGSTEN		0.37	U		0.37	U		0.37	U		0.37	U	
VANADIUM		0.44	U		2.9	J	P	1.9	J	P	0.44	U	
ZINC		23	B	A	38	B	A	140			22	B	A

PROJ_NO: C03292	NSAMPLE	MW16I-051811			MW16S-051811			MW20D-051711			MW20I-051711		
SDG: 240-174-1	LAB_ID	240-271-3			240-271-2			240-209-4			240-209-3		
FRACTION: MF	SAMP_DATE	5/18/2011			5/18/2011			5/17/2011			5/17/2011		
MEDIA: WATER	QC_TYPE	NM			NM			NM			NM		
	UNITS	UG/L			UG/L			UG/L			UG/L		
	PCT_SOLIDS	0.0			0.0			0.0			0.0		
	DUP_OF												
PARAMETER		RESULT	VQL	QLCD	RESULT	VQL	QLCD	RESULT	VQL	QLCD	RESULT	VQL	QLCD
ANTIMONY		0.15	B	A	0.17	B	A	0.13	U		0.13	U	
ARSENIC		31			2.5	J	P	0.4	U		4.5	J	P
BARIUM		13			38			130			15		
BERYLLIUM		0.26	J	P	0.74	J	P	0.95	J	P	0.2	U	
CADMIUM		0.13	U		0.13	U		5.6			0.13	U	
CHROMIUM		0.71	U		2.7			0.71	U		0.71	U	
COBALT		14			65			82			15		
COPPER		1	B	A	0.41	B	A	15			0.29	U	
LEAD		0.9	U		0.18	U		0.18	U		0.18	U	
MERCURY		0.12	U		0.12	U		0.12	U		0.12	U	
MOLYBDENUM		0.76	B	A	2.1	B	A	0.14	B	A	0.39	B	A
NICKEL		19			76			56			2.7		
SELENIUM		0.57	U		0.57	J	P	0.57	U		0.57	U	
SILVER		0.08	U		0.08	U		0.08	U		0.08	U	
THALLIUM		0.31	B	A	1	B	A	0.21	B	A	0.16	B	A
TUNGSTEN		0.37	U		1.5	B	A	0.37	U		0.37	U	
VANADIUM		0.79	J	P	2	J	P	0.44	U		0.91	J	P
ZINC		42	B	A	4.9	B	A	210			4	B	A

PROJ_NO: C03292	NSAMPLE	MW20S-051711
SDG: 240-174-1	LAB_ID	240-209-2
FRACTION: MF	SAMP_DATE	5/17/2011
MEDIA: WATER	QC_TYPE	NM
	UNITS	UG/L
	PCT_SOLIDS	0.0
	DUP_OF	

PARAMETER	RESULT	VQL	QLCD
ANTIMONY	0.14	B	A
ARSENIC	12		
BARIUM	16		
BERYLLIUM	0.77	J	P
CADMIUM	0.13	U	
CHROMIUM	1.7	J	P
COBALT	2.8		
COPPER	0.63	B	A
LEAD	0.18	U	
MERCURY	0.12	U	
MOLYBDENUM	0.52	B	A
NICKEL	2.1		
SELENIUM	3.3	J	P
SILVER	0.08	U	
THALLIUM	0.27	B	A
TUNGSTEN	0.42	B	A
VANADIUM	6.5	J	P
ZINC	5.7	B	A

PROJ_NO: C03292	NSAMPLE	MW15D-051611			MW15I-051611			MW15S-051611			MW16D-051811		
SDG: 240-174-1	LAB_ID	240-174-4			240-174-3			240-174-2			240-271-4		
FRACTION: MISC	SAMP_DATE	5/16/2011			5/16/2011			5/16/2011			5/18/2011		
MEDIA: WATER	QC_TYPE	NM			NM			NM			NM		
	UNITS	UG/L			UG/L			UG/L			UG/L		
	PCT_SOLIDS	0.0			0.0			0.0			0.0		
	DUP_OF												
PARAMETER		RESULT	VQL	QLCD	RESULT	VQL	QLCD	RESULT	VQL	QLCD	RESULT	VQL	QLCD
PERCHLORATE		0.36	U		0.36	U		1.8	U		0.36	U	

PROJ_NO: C03292	NSAMPLE	MW16I-051811			MW16S-051811			MW20D-051711			MW20I-051711		
SDG: 240-174-1	LAB_ID	240-271-3			240-271-2			240-209-4			240-209-3		
FRACTION: MISC	SAMP_DATE	5/18/2011			5/18/2011			5/17/2011			5/17/2011		
MEDIA: WATER	QC_TYPE	NM			NM			NM			NM		
	UNITS	UG/L			UG/L			UG/L			UG/L		
	PCT_SOLIDS	0.0			0.0			0.0			0.0		
	DUP_OF												
PARAMETER		RESULT	VQL	QLCD	RESULT	VQL	QLCD	RESULT	VQL	QLCD	RESULT	VQL	QLCD
PERCHLORATE		0.36	U		1.8	U		0.36	U		0.72	U	

PROJ_NO: C03292	NSAMPLE	MW20S-051711		
SDG: 240-174-1	LAB_ID	240-209-2		
FRACTION: MISC	SAMP_DATE	5/17/2011		
MEDIA: WATER	QC_TYPE	NM		
	UNITS	UG/L		
	PCT_SOLIDS	0.0		
	DUP_OF			
PARAMETER		RESULT	VQL	QLCD
PERCHLORATE		3.6	U	

APPENDIX B
RESULTS AS REPORTED BY THE LABORATORY

1A-IN
INORGANIC ANALYSIS DATA SHEET
METALS - TOTAL RECOVERABLE

Client Sample ID: MW15D-051611 Lab Sample ID: 240-174-4

Lab Name: TestAmerica North Canton Job No.: 240-174-1

SDG ID.:

Matrix: Water Date Sampled: 05/16/2011 14:33

Reporting Basis: WET Date Received: 05/17/2011 09:40

CAS No.	Analyte	Result	RL	MDL	Units	C	Q	DIL	Method
7440-36-0	Antimony	2.0	2.0	0.13	ug/L	U		1	6020
7440-38-2	Arsenic	5.0	5.0	0.40	ug/L	U		1	6020
7440-39-3	Barium	6.8	5.0	0.19	ug/L			1	6020
7440-41-7	Beryllium	1.0	1.0	0.20	ug/L	U		1	6020
7440-43-9	Cadmium	1.0	1.0	0.13	ug/L	U		1	6020
7440-47-3	Chromium	1.0	2.0	0.71	ug/L	J		1	6020
7440-48-4	Cobalt	13	1.0	0.058	ug/L			1	6020
7440-50-8	Copper	5.3	2.0	0.29	ug/L			1	6020
7439-92-1	Lead	1.0	1.0	0.18	ug/L	U		1	6020
7439-98-7	Molybdenum	0.46	2.0	0.093	ug/L	J		1	6020
7440-02-0	Nickel	19	2.0	0.20	ug/L			1	6020
7782-49-2	Selenium	5.0	5.0	0.57	ug/L	U		1	6020
7440-22-4	Silver	1.0	1.0	0.080	ug/L	U		1	6020
7440-28-0	Thallium	0.28	2.0	0.14	ug/L	J		1	6020
7440-33-7	Tungsten	10	10	0.37	ug/L	U		1	6020
7440-62-2	Vanadium	0.61	20	0.44	ug/L	J		1	6020
7440-66-6	Zinc	23	20	2.3	ug/L			1	6020

1A-IN
INORGANIC ANALYSIS DATA SHEET
METALS

Client Sample ID: MW15D-051611 Lab Sample ID: 240-174-4

Lab Name: TestAmerica North Canton Job No.: 240-174-1

SDG ID.:

Matrix: Water Date Sampled: 05/16/2011 14:33

Reporting Basis: WET Date Received: 05/17/2011 09:40

CAS No.	Analyte	Result	RL	MDL	Units	C	Q	DIL	Method
7439-97-6	Mercury	0.20	0.20	0.12	ug/L	U		1	7470A

1A-IN
INORGANIC ANALYSIS DATA SHEET
METALS - TOTAL RECOVERABLE

Client Sample ID: MW15I-051611 | Lab Sample ID: 240-174-3

Lab Name: TestAmerica North Canton | Job No.: 240-174-1

SDG ID.:

Matrix: Water | Date Sampled: 05/16/2011 13:00

Reporting Basis: WET | Date Received: 05/17/2011 09:40

CAS No.	Analyte	Result	RL	MDL	Units	C	Q	DIL	Method
7440-36-0	Antimony	2.0	2.0	0.13	ug/L	U		1	6020
7440-38-2	Arsenic	2.4	5.0	0.40	ug/L	J		1	6020
7440-39-3	Barium	11	5.0	0.19	ug/L		B	1	6020
7440-41-7	Beryllium	0.23	1.0	0.20	ug/L	J		1	6020
7440-43-9	Cadmium	1.0	1.0	0.13	ug/L	U		1	6020
7440-47-3	Chromium	3.3	2.0	0.71	ug/L			1	6020
7440-48-4	Cobalt	23	1.0	0.058	ug/L			1	6020
7440-50-8	Copper	2.6	2.0	0.29	ug/L		B	1	6020
7439-92-1	Lead	0.66	1.0	0.18	ug/L	J		1	6020
7439-98-7	Molybdenum	2.0	2.0	0.093	ug/L	U		1	6020
7440-02-0	Nickel	31	2.0	0.20	ug/L			1	6020
7782-49-2	Selenium	5.0	5.0	0.57	ug/L	U		1	6020
7440-22-4	Silver	1.0	1.0	0.080	ug/L	U		1	6020
7440-28-0	Thallium	2.0	2.0	0.14	ug/L	U		1	6020
7440-33-7	Tungsten	10	10	0.37	ug/L	U		1	6020
7440-62-2	Vanadium	3.5	20	0.44	ug/L	J		1	6020
7440-66-6	Zinc	65	20	2.3	ug/L		B	1	6020

1A-IN
INORGANIC ANALYSIS DATA SHEET
METALS

Client Sample ID: MW15I-051611 | Lab Sample ID: 240-174-3

Lab Name: TestAmerica North Canton | Job No.: 240-174-1

SDG ID.:

Matrix: Water | Date Sampled: 05/16/2011 13:00

Reporting Basis: WET | Date Received: 05/17/2011 09:40

CAS No.	Analyte	Result	RL	MDL	Units	C	Q	DIL	Method
7439-97-6	Mercury	0.20	0.20	0.12	ug/L	U		1	7470A

1A-IN
INORGANIC ANALYSIS DATA SHEET
METALS - TOTAL RECOVERABLE

Client Sample ID: MW15S-051611 | Lab Sample ID: 240-174-2

Lab Name: TestAmerica North Canton | Job No.: 240-174-1

SDG ID.:

Matrix: Water | Date Sampled: 05/16/2011 11:01

Reporting Basis: WET | Date Received: 05/17/2011 09:40

CAS No.	Analyte	Result	RL	MDL	Units	C	Q	DIL	Method
7440-36-0	Antimony	0.17	2.0	0.13	ug/L	J		1	6020
7440-38-2	Arsenic	2.3	5.0	0.40	ug/L	J		1	6020
7440-39-3	Barium	16	5.0	0.19	ug/L		B	1	6020
7440-41-7	Beryllium	1.4	1.0	0.20	ug/L			1	6020
7440-43-9	Cadmium	0.93	1.0	0.13	ug/L	J		1	6020
7440-47-3	Chromium	4.9	2.0	0.71	ug/L			1	6020
7440-48-4	Cobalt	100	1.0	0.058	ug/L			1	6020
7440-50-8	Copper	160	2.0	0.29	ug/L		B	1	6020
7439-92-1	Lead	1.5	1.0	0.18	ug/L			1	6020
7439-98-7	Molybdenum	2.7	2.0	0.093	ug/L			1	6020
7440-02-0	Nickel	120	2.0	0.20	ug/L			1	6020
7782-49-2	Selenium	2.7	5.0	0.57	ug/L	J		1	6020
7440-22-4	Silver	1.0	1.0	0.080	ug/L	U		1	6020
7440-28-0	Thallium	0.34	2.0	0.14	ug/L	J	B	1	6020
7440-33-7	Tungsten	1.6	10	0.37	ug/L	J		1	6020
7440-62-2	Vanadium	2.8	20	0.44	ug/L	J		1	6020
7440-66-6	Zinc	130	20	2.3	ug/L		B	1	6020

1A-IN
INORGANIC ANALYSIS DATA SHEET
METALS

Client Sample ID: MW15S-051611
Lab Sample ID: 240-174-2
Lab Name: TestAmerica North Canton
Job No.: 240-174-1
SDG ID.:
Matrix: Water
Date Sampled: 05/16/2011 11:01
Reporting Basis: WET
Date Received: 05/17/2011 09:40

CAS No.	Analyte	Result	RL	MDL	Units	C	Q	DIL	Method
7439-97-6	Mercury	0.20	0.20	0.12	ug/L	U		1	7470A

1A-IN
INORGANIC ANALYSIS DATA SHEET
METALS - TOTAL RECOVERABLE

Client Sample ID: MW16D-051811 Lab Sample ID: 240-271-4

Lab Name: TestAmerica North Canton Job No.: 240-174-1

SDG ID.:

Matrix: Water Date Sampled: 05/18/2011 15:42

Reporting Basis: WET Date Received: 05/19/2011 09:00

CAS No.	Analyte	Result	RL	MDL	Units	C	Q	DIL	Method
7440-36-0	Antimony	2.0	2.0	0.13	ug/L	U		1	6020
7440-38-2	Arsenic	0.44	5.0	0.40	ug/L	J		1	6020
7440-39-3	Barium	5.7	5.0	0.19	ug/L		B	1	6020
7440-41-7	Beryllium	1.0	1.0	0.20	ug/L	U		1	6020
7440-43-9	Cadmium	1.0	1.0	0.13	ug/L	U		1	6020
7440-47-3	Chromium	2.0	2.0	0.71	ug/L	U		1	6020
7440-48-4	Cobalt	7.7	1.0	0.058	ug/L			1	6020
7440-50-8	Copper	3.2	2.0	0.29	ug/L		B	1	6020
7439-92-1	Lead	0.61	1.0	0.18	ug/L	J		1	6020
7439-98-7	Molybdenum	0.16	2.0	0.093	ug/L	J	B	1	6020
7440-02-0	Nickel	11	2.0	0.20	ug/L			1	6020
7782-49-2	Selenium	5.0	5.0	0.57	ug/L	U		1	6020
7440-22-4	Silver	1.0	1.0	0.080	ug/L	U		1	6020
7440-28-0	Thallium	0.25	2.0	0.14	ug/L	J	B	1	6020
7440-33-7	Tungsten	10	10	0.37	ug/L	U		1	6020
7440-62-2	Vanadium	20	20	0.44	ug/L	U		1	6020
7440-66-6	Zinc	19	20	2.3	ug/L	J	B	1	6020

1A-IN
INORGANIC ANALYSIS DATA SHEET
METALS

Client Sample ID: MW16D-051811 Lab Sample ID: 240-271-4

Lab Name: TestAmerica North Canton Job No.: 240-174-1

SDG ID.:

Matrix: Water Date Sampled: 05/18/2011 15:42

Reporting Basis: WET Date Received: 05/19/2011 09:00

CAS No.	Analyte	Result	RL	MDL	Units	C	Q	DIL	Method
7439-97-6	Mercury	0.20	0.20	0.12	ug/L	U		1	7470A

1A-IN
INORGANIC ANALYSIS DATA SHEET
METALS - TOTAL RECOVERABLE

Client Sample ID: MW16I-051811 Lab Sample ID: 240-271-3

Lab Name: TestAmerica North Canton Job No.: 240-174-1

SDG ID.:

Matrix: Water Date Sampled: 05/18/2011 12:03

Reporting Basis: WET Date Received: 05/19/2011 09:00

CAS No.	Analyte	Result	RL	MDL	Units	C	Q	DIL	Method
7440-36-0	Antimony	0.34	2.0	0.13	ug/L	J		1	6020
7440-38-2	Arsenic	41	5.0	0.40	ug/L			1	6020
7440-39-3	Barium	70	5.0	0.19	ug/L		B	1	6020
7440-41-7	Beryllium	1.1	1.0	0.20	ug/L			1	6020
7440-43-9	Cadmium	0.24	1.0	0.13	ug/L	J		1	6020
7440-47-3	Chromium	2.2	2.0	0.71	ug/L			1	6020
7440-48-4	Cobalt	31	1.0	0.058	ug/L			1	6020
7440-50-8	Copper	2.0	2.0	0.29	ug/L		B	1	6020
7439-92-1	Lead	5.6	5.0	0.90	ug/L			5	6020
7439-98-7	Molybdenum	1.5	2.0	0.093	ug/L	J	B	1	6020
7440-02-0	Nickel	42	2.0	0.20	ug/L			1	6020
7782-49-2	Selenium	0.65	5.0	0.57	ug/L	J		1	6020
7440-22-4	Silver	1.0	1.0	0.080	ug/L	U		1	6020
7440-28-0	Thallium	0.45	2.0	0.14	ug/L	J	B	1	6020
7440-33-7	Tungsten	0.44	10	0.37	ug/L	J		1	6020
7440-62-2	Vanadium	3.0	20	0.44	ug/L	J		1	6020
7440-66-6	Zinc	83	20	2.3	ug/L		B	1	6020

1A-IN
INORGANIC ANALYSIS DATA SHEET
METALS

Client Sample ID: MW16I-051811 Lab Sample ID: 240-271-3

Lab Name: TestAmerica North Canton Job No.: 240-174-1

SDG ID.:

Matrix: Water Date Sampled: 05/18/2011 12:03

Reporting Basis: WET Date Received: 05/19/2011 09:00

CAS No.	Analyte	Result	RL	MDL	Units	C	Q	DIL	Method
7439-97-6	Mercury	0.20	0.20	0.12	ug/L	U		1	7470A

1A-IN
INORGANIC ANALYSIS DATA SHEET
METALS - TOTAL RECOVERABLE

Client Sample ID: MW16S-051811 Lab Sample ID: 240-271-2

Lab Name: TestAmerica North Canton Job No.: 240-174-1

SDG ID.:

Matrix: Water Date Sampled: 05/18/2011 10:18

Reporting Basis: WET Date Received: 05/19/2011 09:00

CAS No.	Analyte	Result	RL	MDL	Units	C	Q	DIL	Method
7440-36-0	Antimony	0.15	2.0	0.13	ug/L	J		1	6020
7440-38-2	Arsenic	2.7	5.0	0.40	ug/L	J		1	6020
7440-39-3	Barium	38	5.0	0.19	ug/L		B	1	6020
7440-41-7	Beryllium	0.83	1.0	0.20	ug/L	J		1	6020
7440-43-9	Cadmium	1.0	1.0	0.13	ug/L	U		1	6020
7440-47-3	Chromium	2.9	2.0	0.71	ug/L			1	6020
7440-48-4	Cobalt	66	1.0	0.058	ug/L			1	6020
7440-50-8	Copper	2.0	2.0	0.29	ug/L	U		1	6020
7439-92-1	Lead	0.36	1.0	0.18	ug/L	J		1	6020
7439-98-7	Molybdenum	2.2	2.0	0.093	ug/L		B	1	6020
7440-02-0	Nickel	76	2.0	0.20	ug/L			1	6020
7782-49-2	Selenium	5.0	5.0	0.57	ug/L	U		1	6020
7440-22-4	Silver	1.0	1.0	0.080	ug/L	U		1	6020
7440-28-0	Thallium	1.0	2.0	0.14	ug/L	J	B	1	6020
7440-33-7	Tungsten	1.3	10	0.37	ug/L	J		1	6020
7440-62-2	Vanadium	2.5	20	0.44	ug/L	J		1	6020
7440-66-6	Zinc	17	20	2.3	ug/L	J	B	1	6020

1A-IN
INORGANIC ANALYSIS DATA SHEET
METALS

Client Sample ID: MW16S-051811 Lab Sample ID: 240-271-2

Lab Name: TestAmerica North Canton Job No.: 240-174-1

SDG ID.:

Matrix: Water Date Sampled: 05/18/2011 10:18

Reporting Basis: WET Date Received: 05/19/2011 09:00

CAS No.	Analyte	Result	RL	MDL	Units	C	Q	DIL	Method
7439-97-6	Mercury	0.20	0.20	0.12	ug/L	U		1	7470A

1A-IN
INORGANIC ANALYSIS DATA SHEET
METALS - TOTAL RECOVERABLE

Client Sample ID: MW20D-051711 Lab Sample ID: 240-209-4

Lab Name: TestAmerica North Canton Job No.: 240-174-1

SDG ID.:

Matrix: Water Date Sampled: 05/17/2011 15:20

Reporting Basis: WET Date Received: 05/18/2011 09:30

CAS No.	Analyte	Result	RL	MDL	Units	C	Q	DIL	Method
7440-36-0	Antimony	0.19	2.0	0.13	ug/L	J		1	6020
7440-38-2	Arsenic	5.0	5.0	0.40	ug/L	U		1	6020
7440-39-3	Barium	140	5.0	0.19	ug/L		B	1	6020
7440-41-7	Beryllium	0.92	1.0	0.20	ug/L	J		1	6020
7440-43-9	Cadmium	5.2	1.0	0.13	ug/L			1	6020
7440-47-3	Chromium	1.3	2.0	0.71	ug/L	J		1	6020
7440-48-4	Cobalt	83	1.0	0.058	ug/L			1	6020
7440-50-8	Copper	12	2.0	0.29	ug/L		B	1	6020
7439-92-1	Lead	1.0	1.0	0.18	ug/L	U		1	6020
7439-98-7	Molybdenum	0.31	2.0	0.093	ug/L	J		1	6020
7440-02-0	Nickel	56	2.0	0.20	ug/L		B	1	6020
7782-49-2	Selenium	0.64	5.0	0.57	ug/L	J		1	6020
7440-22-4	Silver	1.0	1.0	0.080	ug/L	U		1	6020
7440-28-0	Thallium	0.24	2.0	0.14	ug/L	J		1	6020
7440-33-7	Tungsten	10	10	0.37	ug/L	U		1	6020
7440-62-2	Vanadium	20	20	0.44	ug/L	U		1	6020
7440-66-6	Zinc	200	20	2.3	ug/L		B	1	6020

1A-IN
INORGANIC ANALYSIS DATA SHEET
METALS

Client Sample ID: MW20D-051711 | Lab Sample ID: 240-209-4

Lab Name: TestAmerica North Canton | Job No.: 240-174-1

SDG ID.:

Matrix: Water | Date Sampled: 05/17/2011 15:20

Reporting Basis: WET | Date Received: 05/18/2011 09:30

CAS No.	Analyte	Result	RL	MDL	Units	C	Q	DIL	Method
7439-97-6	Mercury	0.20	0.20	0.12	ug/L	U		1	7470A

1A-IN
INORGANIC ANALYSIS DATA SHEET
METALS - TOTAL RECOVERABLE

Client Sample ID: MW20I-051711 Lab Sample ID: 240-209-3

Lab Name: TestAmerica North Canton Job No.: 240-174-1

SDG ID.:

Matrix: Water Date Sampled: 05/17/2011 14:00

Reporting Basis: WET Date Received: 05/18/2011 09:30

CAS No.	Analyte	Result	RL	MDL	Units	C	Q	DIL	Method
7440-36-0	Antimony	2.0	2.0	0.13	ug/L	U		1	6020
7440-38-2	Arsenic	4.6	5.0	0.40	ug/L	J		1	6020
7440-39-3	Barium	16	5.0	0.19	ug/L		B	1	6020
7440-41-7	Beryllium	1.0	1.0	0.20	ug/L	U		1	6020
7440-43-9	Cadmium	1.0	1.0	0.13	ug/L	U		1	6020
7440-47-3	Chromium	2.0	2.0	0.71	ug/L	U		1	6020
7440-48-4	Cobalt	16	1.0	0.058	ug/L			1	6020
7440-50-8	Copper	2.0	2.0	0.29	ug/L	U		1	6020
7439-92-1	Lead	0.29	1.0	0.18	ug/L	J		1	6020
7439-98-7	Molybdenum	0.54	2.0	0.093	ug/L	J		1	6020
7440-02-0	Nickel	3.0	2.0	0.20	ug/L		B	1	6020
7782-49-2	Selenium	5.0	5.0	0.57	ug/L	U		1	6020
7440-22-4	Silver	1.0	1.0	0.080	ug/L	U		1	6020
7440-28-0	Thallium	0.19	2.0	0.14	ug/L	J		1	6020
7440-33-7	Tungsten	10	10	0.37	ug/L	U		1	6020
7440-62-2	Vanadium	0.95	20	0.44	ug/L	J		1	6020
7440-66-6	Zinc	3.6	20	2.3	ug/L	J	B	1	6020

1A-IN
INORGANIC ANALYSIS DATA SHEET
METALS

Client Sample ID: MW20I-051711 | Lab Sample ID: 240-209-3

Lab Name: TestAmerica North Canton | Job No.: 240-174-1

SDG ID.:

Matrix: Water | Date Sampled: 05/17/2011 14:00

Reporting Basis: WET | Date Received: 05/18/2011 09:30

CAS No.	Analyte	Result	RL	MDL	Units	C	Q	DIL	Method
7439-97-6	Mercury	0.20	0.20	0.12	ug/L	U		1	7470A

1A-IN
INORGANIC ANALYSIS DATA SHEET
METALS - TOTAL RECOVERABLE

Client Sample ID: MW20S-051711 Lab Sample ID: 240-209-2

Lab Name: TestAmerica North Canton Job No.: 240-174-1

SDG ID.:

Matrix: Water Date Sampled: 05/17/2011 11:20

Reporting Basis: WET Date Received: 05/18/2011 09:30

CAS No.	Analyte	Result	RL	MDL	Units	C	Q	DIL	Method
7440-36-0	Antimony	0.28	2.0	0.13	ug/L	J		1	6020
7440-38-2	Arsenic	13	5.0	0.40	ug/L			1	6020
7440-39-3	Barium	19	5.0	0.19	ug/L		B	1	6020
7440-41-7	Beryllium	0.76	1.0	0.20	ug/L	J		1	6020
7440-43-9	Cadmium	1.0	1.0	0.13	ug/L	U		1	6020
7440-47-3	Chromium	3.0	2.0	0.71	ug/L			1	6020
7440-48-4	Cobalt	2.7	1.0	0.058	ug/L			1	6020
7440-50-8	Copper	1.9	2.0	0.29	ug/L	J	B	1	6020
7439-92-1	Lead	3.2	1.0	0.18	ug/L			1	6020
7439-98-7	Molybdenum	1.0	2.0	0.093	ug/L	J		1	6020
7440-02-0	Nickel	1.5	2.0	0.20	ug/L	J	B	1	6020
7782-49-2	Selenium	3.7	5.0	0.57	ug/L	J		1	6020
7440-22-4	Silver	1.0	1.0	0.080	ug/L	U		1	6020
7440-28-0	Thallium	0.32	2.0	0.14	ug/L	J		1	6020
7440-33-7	Tungsten	0.66	10	0.37	ug/L	J		1	6020
7440-62-2	Vanadium	9.8	20	0.44	ug/L	J		1	6020
7440-66-6	Zinc	19	20	2.3	ug/L	J	B	1	6020

1A-IN
INORGANIC ANALYSIS DATA SHEET
METALS

Client Sample ID: MW20S-051711 Lab Sample ID: 240-209-2

Lab Name: TestAmerica North Canton Job No.: 240-174-1

SDG ID.:

Matrix: Water Date Sampled: 05/17/2011 11:20

Reporting Basis: WET Date Received: 05/18/2011 09:30

CAS No.	Analyte	Result	RL	MDL	Units	C	Q	DIL	Method
7439-97-6	Mercury	0.20	0.20	0.12	ug/L	U		1	7470A

1A-IN
INORGANIC ANALYSIS DATA SHEET
METALS - DISSOLVED

Client Sample ID: MW15D-051611 Lab Sample ID: 240-174-4

Lab Name: TestAmerica North Canton Job No.: 240-174-1

SDG ID.:

Matrix: Water Date Sampled: 05/16/2011 14:33

Reporting Basis: WET Date Received: 05/17/2011 09:40

CAS No.	Analyte	Result	RL	MDL	Units	C	Q	DIL	Method
7440-36-0	Antimony	2.0	2.0	0.13	ug/L	U		1	6020
7440-38-2	Arsenic	0.42	5.0	0.40	ug/L	J		1	6020
7440-39-3	Barium	6.7	5.0	0.19	ug/L			1	6020
7440-41-7	Beryllium	1.0	1.0	0.20	ug/L	U		1	6020
7440-43-9	Cadmium	1.0	1.0	0.13	ug/L	U		1	6020
7440-47-3	Chromium	2.0	2.0	0.71	ug/L	U		1	6020
7440-48-4	Cobalt	12	1.0	0.058	ug/L			1	6020
7440-50-8	Copper	4.1	2.0	0.29	ug/L			1	6020
7439-92-1	Lead	1.0	1.0	0.18	ug/L	U		1	6020
7439-98-7	Molybdenum	0.27	2.0	0.093	ug/L	J		1	6020
7440-02-0	Nickel	20	2.0	0.20	ug/L			1	6020
7782-49-2	Selenium	5.0	5.0	0.57	ug/L	U		1	6020
7440-22-4	Silver	1.0	1.0	0.080	ug/L	U		1	6020
7440-28-0	Thallium	0.21	2.0	0.14	ug/L	J		1	6020
7440-62-2	Vanadium	20	20	0.44	ug/L	U		1	6020
7440-66-6	Zinc	23	20	2.3	ug/L			1	6020
7440-33-7	Tungsten	10	10	0.37	ug/L	U		1	6020
7439-97-6	Mercury	0.20	0.20	0.12	ug/L	U		1	7470A

1A-IN
INORGANIC ANALYSIS DATA SHEET
METALS - DISSOLVED

Client Sample ID: MW15I-051611 Lab Sample ID: 240-174-3

Lab Name: TestAmerica North Canton Job No.: 240-174-1

SDG ID.:

Matrix: Water Date Sampled: 05/16/2011 13:00

Reporting Basis: WET Date Received: 05/17/2011 09:40

CAS No.	Analyte	Result	RL	MDL	Units	C	Q	DIL	Method
7440-36-0	Antimony	2.0	2.0	0.13	ug/L	U		1	6020
7440-38-2	Arsenic	2.5	5.0	0.40	ug/L	J		1	6020
7440-39-3	Barium	9.9	5.0	0.19	ug/L			1	6020
7440-41-7	Beryllium	1.0	1.0	0.20	ug/L	U		1	6020
7440-43-9	Cadmium	0.14	1.0	0.13	ug/L	J		1	6020
7440-47-3	Chromium	2.8	2.0	0.71	ug/L			1	6020
7440-48-4	Cobalt	24	1.0	0.058	ug/L			1	6020
7440-50-8	Copper	0.37	2.0	0.29	ug/L	J		1	6020
7439-92-1	Lead	1.0	1.0	0.18	ug/L	U		1	6020
7439-98-7	Molybdenum	0.57	2.0	0.093	ug/L	J		1	6020
7440-02-0	Nickel	31	2.0	0.20	ug/L			1	6020
7782-49-2	Selenium	5.0	5.0	0.57	ug/L	U		1	6020
7440-22-4	Silver	1.0	1.0	0.080	ug/L	U		1	6020
7440-28-0	Thallium	0.29	2.0	0.14	ug/L	J		1	6020
7440-62-2	Vanadium	2.9	20	0.44	ug/L	J		1	6020
7440-66-6	Zinc	38	20	2.3	ug/L			1	6020
7440-33-7	Tungsten	10	10	0.37	ug/L	U		1	6020
7439-97-6	Mercury	0.20	0.20	0.12	ug/L	U		1	7470A

1A-IN
INORGANIC ANALYSIS DATA SHEET
METALS - DISSOLVED

Client Sample ID: MW15S-051611 | Lab Sample ID: 240-174-2

Lab Name: TestAmerica North Canton | Job No.: 240-174-1

SDG ID.:

Matrix: Water | Date Sampled: 05/16/2011 11:01

Reporting Basis: WET | Date Received: 05/17/2011 09:40

CAS No.	Analyte	Result	RL	MDL	Units	C	Q	DIL	Method
7440-36-0	Antimony	2.0	2.0	0.13	ug/L	U		1	6020
7440-38-2	Arsenic	2.5	5.0	0.40	ug/L	J		1	6020
7440-39-3	Barium	17	5.0	0.19	ug/L		B	1	6020
7440-41-7	Beryllium	1.3	1.0	0.20	ug/L			1	6020
7440-43-9	Cadmium	1.0	1.0	0.13	ug/L			1	6020
7440-47-3	Chromium	5.0	2.0	0.71	ug/L			1	6020
7440-48-4	Cobalt	110	1.0	0.058	ug/L			1	6020
7440-50-8	Copper	170	2.0	0.29	ug/L		B	1	6020
7439-92-1	Lead	1.5	1.0	0.18	ug/L			1	6020
7439-98-7	Molybdenum	0.45	2.0	0.093	ug/L	J		1	6020
7440-02-0	Nickel	120	2.0	0.20	ug/L			1	6020
7782-49-2	Selenium	2.5	5.0	0.57	ug/L	J		1	6020
7440-22-4	Silver	1.0	1.0	0.080	ug/L	U		1	6020
7440-28-0	Thallium	0.15	2.0	0.14	ug/L	J	B	1	6020
7440-62-2	Vanadium	1.9	20	0.44	ug/L	J		1	6020
7440-66-6	Zinc	140	20	2.3	ug/L		B	1	6020
7440-33-7	Tungsten	10	10	0.37	ug/L	U		1	6020
7439-97-6	Mercury	0.20	0.20	0.12	ug/L	U		1	7470A

1A-IN
INORGANIC ANALYSIS DATA SHEET
METALS - DISSOLVED

Client Sample ID: MW16D-051811 Lab Sample ID: 240-271-4

Lab Name: TestAmerica North Canton Job No.: 240-174-1

SDG ID.:

Matrix: Water Date Sampled: 05/18/2011 15:42

Reporting Basis: WET Date Received: 05/19/2011 09:00

CAS No.	Analyte	Result	RL	MDL	Units	C	Q	DIL	Method
7440-36-0	Antimony	2.0	2.0	0.13	ug/L	U		1	6020
7440-38-2	Arsenic	0.49	5.0	0.40	ug/L	J		1	6020
7440-39-3	Barium	5.9	5.0	0.19	ug/L		B	1	6020
7440-41-7	Beryllium	1.0	1.0	0.20	ug/L	U		1	6020
7440-43-9	Cadmium	1.0	1.0	0.13	ug/L	U		1	6020
7440-47-3	Chromium	2.0	2.0	0.71	ug/L	U		1	6020
7440-48-4	Cobalt	7.6	1.0	0.058	ug/L			1	6020
7440-50-8	Copper	3.4	2.0	0.29	ug/L		B	1	6020
7439-92-1	Lead	1.0	1.0	0.18	ug/L	U		1	6020
7439-98-7	Molybdenum	0.32	2.0	0.093	ug/L	J	B	1	6020
7440-02-0	Nickel	12	2.0	0.20	ug/L			1	6020
7782-49-2	Selenium	5.0	5.0	0.57	ug/L	U		1	6020
7440-22-4	Silver	1.0	1.0	0.080	ug/L	U		1	6020
7440-28-0	Thallium	0.27	2.0	0.14	ug/L	J	B	1	6020
7440-62-2	Vanadium	20	20	0.44	ug/L	U		1	6020
7440-66-6	Zinc	22	20	2.3	ug/L		B	1	6020
7440-33-7	Tungsten	10	10	0.37	ug/L	U		1	6020
7439-97-6	Mercury	0.20	0.20	0.12	ug/L	U		1	7470A

1A-IN
INORGANIC ANALYSIS DATA SHEET
METALS - DISSOLVED

Client Sample ID: MW16I-051811 Lab Sample ID: 240-271-3

Lab Name: TestAmerica North Canton Job No.: 240-174-1

SDG ID.:

Matrix: Water Date Sampled: 05/18/2011 12:03

Reporting Basis: WET Date Received: 05/19/2011 09:00

CAS No.	Analyte	Result	RL	MDL	Units	C	Q	DIL	Method
7440-36-0	Antimony	0.15	2.0	0.13	ug/L	J		1	6020
7440-38-2	Arsenic	31	5.0	0.40	ug/L			1	6020
7440-39-3	Barium	13	5.0	0.19	ug/L		B	1	6020
7440-41-7	Beryllium	0.26	1.0	0.20	ug/L	J		1	6020
7440-43-9	Cadmium	1.0	1.0	0.13	ug/L	U		1	6020
7440-47-3	Chromium	2.0	2.0	0.71	ug/L	U		1	6020
7440-48-4	Cobalt	14	1.0	0.058	ug/L			1	6020
7440-50-8	Copper	1.0	2.0	0.29	ug/L	J	B	1	6020
7439-92-1	Lead	5.0	5.0	0.90	ug/L	U		5	6020
7439-98-7	Molybdenum	0.76	2.0	0.093	ug/L	J	B	1	6020
7440-02-0	Nickel	19	2.0	0.20	ug/L			1	6020
7782-49-2	Selenium	5.0	5.0	0.57	ug/L	U		1	6020
7440-22-4	Silver	1.0	1.0	0.080	ug/L	U		1	6020
7440-28-0	Thallium	0.31	2.0	0.14	ug/L	J	B	1	6020
7440-62-2	Vanadium	0.79	20	0.44	ug/L	J		1	6020
7440-66-6	Zinc	42	20	2.3	ug/L		B	1	6020
7440-33-7	Tungsten	10	10	0.37	ug/L	U		1	6020
7439-97-6	Mercury	0.20	0.20	0.12	ug/L	U		1	7470A

1A-IN
INORGANIC ANALYSIS DATA SHEET
METALS - DISSOLVED

Client Sample ID: MW16S-051811 Lab Sample ID: 240-271-2

Lab Name: TestAmerica North Canton Job No.: 240-174-1

SDG ID.:

Matrix: Water Date Sampled: 05/18/2011 10:18

Reporting Basis: WET Date Received: 05/19/2011 09:00

CAS No.	Analyte	Result	RL	MDL	Units	C	Q	DIL	Method
7440-36-0	Antimony	0.17	2.0	0.13	ug/L	J		1	6020
7440-38-2	Arsenic	2.5	5.0	0.40	ug/L	J		1	6020
7440-39-3	Barium	38	5.0	0.19	ug/L		B	1	6020
7440-41-7	Beryllium	0.74	1.0	0.20	ug/L	J		1	6020
7440-43-9	Cadmium	1.0	1.0	0.13	ug/L	U		1	6020
7440-47-3	Chromium	2.7	2.0	0.71	ug/L			1	6020
7440-48-4	Cobalt	65	1.0	0.058	ug/L			1	6020
7440-50-8	Copper	0.41	2.0	0.29	ug/L	J	B	1	6020
7439-92-1	Lead	1.0	1.0	0.18	ug/L	U		1	6020
7439-98-7	Molybdenum	2.1	2.0	0.093	ug/L		B	1	6020
7440-02-0	Nickel	76	2.0	0.20	ug/L			1	6020
7782-49-2	Selenium	0.57	5.0	0.57	ug/L	J		1	6020
7440-22-4	Silver	1.0	1.0	0.080	ug/L	U		1	6020
7440-28-0	Thallium	1.0	2.0	0.14	ug/L	J	B	1	6020
7440-62-2	Vanadium	2.0	20	0.44	ug/L	J		1	6020
7440-66-6	Zinc	4.9	20	2.3	ug/L	J	B	1	6020
7440-33-7	Tungsten	1.5	10	0.37	ug/L	J		1	6020
7439-97-6	Mercury	0.20	0.20	0.12	ug/L	U		1	7470A

1A-IN
INORGANIC ANALYSIS DATA SHEET
METALS - DISSOLVED

Client Sample ID: MW20D-051711 Lab Sample ID: 240-209-4

Lab Name: TestAmerica North Canton Job No.: 240-174-1

SDG ID.:

Matrix: Water Date Sampled: 05/17/2011 15:20

Reporting Basis: WET Date Received: 05/18/2011 09:30

CAS No.	Analyte	Result	RL	MDL	Units	C	Q	DIL	Method
7440-36-0	Antimony	2.0	2.0	0.13	ug/L	U		1	6020
7440-38-2	Arsenic	5.0	5.0	0.40	ug/L	U		1	6020
7440-39-3	Barium	130	5.0	0.19	ug/L		B	1	6020
7440-41-7	Beryllium	0.95	1.0	0.20	ug/L	J		1	6020
7440-43-9	Cadmium	5.6	1.0	0.13	ug/L			1	6020
7440-47-3	Chromium	2.0	2.0	0.71	ug/L	U		1	6020
7440-48-4	Cobalt	82	1.0	0.058	ug/L			1	6020
7440-50-8	Copper	15	2.0	0.29	ug/L		B	1	6020
7439-92-1	Lead	1.0	1.0	0.18	ug/L	U		1	6020
7439-98-7	Molybdenum	0.14	2.0	0.093	ug/L	J		1	6020
7440-02-0	Nickel	56	2.0	0.20	ug/L		B	1	6020
7782-49-2	Selenium	5.0	5.0	0.57	ug/L	U		1	6020
7440-22-4	Silver	1.0	1.0	0.080	ug/L	U		1	6020
7440-28-0	Thallium	0.21	2.0	0.14	ug/L	J		1	6020
7440-62-2	Vanadium	20	20	0.44	ug/L	U		1	6020
7440-66-6	Zinc	210	20	2.3	ug/L		B	1	6020
7440-33-7	Tungsten	10	10	0.37	ug/L	U		1	6020
7439-97-6	Mercury	0.20	0.20	0.12	ug/L	U		1	7470A

1A-IN
INORGANIC ANALYSIS DATA SHEET
METALS - DISSOLVED

Client Sample ID: MW20I-051711 Lab Sample ID: 240-209-3

Lab Name: TestAmerica North Canton Job No.: 240-174-1

SDG ID.:

Matrix: Water Date Sampled: 05/17/2011 14:00

Reporting Basis: WET Date Received: 05/18/2011 09:30

CAS No.	Analyte	Result	RL	MDL	Units	C	Q	DIL	Method
7440-36-0	Antimony	2.0	2.0	0.13	ug/L	U		1	6020
7440-38-2	Arsenic	4.5	5.0	0.40	ug/L	J		1	6020
7440-39-3	Barium	15	5.0	0.19	ug/L		B	1	6020
7440-41-7	Beryllium	1.0	1.0	0.20	ug/L	U		1	6020
7440-43-9	Cadmium	1.0	1.0	0.13	ug/L	U		1	6020
7440-47-3	Chromium	2.0	2.0	0.71	ug/L	U		1	6020
7440-48-4	Cobalt	15	1.0	0.058	ug/L			1	6020
7440-50-8	Copper	2.0	2.0	0.29	ug/L	U		1	6020
7439-92-1	Lead	1.0	1.0	0.18	ug/L	U		1	6020
7439-98-7	Molybdenum	0.39	2.0	0.093	ug/L	J		1	6020
7440-02-0	Nickel	2.7	2.0	0.20	ug/L		B	1	6020
7782-49-2	Selenium	5.0	5.0	0.57	ug/L	U		1	6020
7440-22-4	Silver	1.0	1.0	0.080	ug/L	U		1	6020
7440-28-0	Thallium	0.16	2.0	0.14	ug/L	J		1	6020
7440-62-2	Vanadium	0.91	20	0.44	ug/L	J		1	6020
7440-66-6	Zinc	4.0	20	2.3	ug/L	J	B	1	6020
7440-33-7	Tungsten	10	10	0.37	ug/L	U		1	6020
7439-97-6	Mercury	0.20	0.20	0.12	ug/L	U		1	7470A

1A-IN
INORGANIC ANALYSIS DATA SHEET
METALS - DISSOLVED

Client Sample ID: MW20S-051711 | Lab Sample ID: 240-209-2

Lab Name: TestAmerica North Canton | Job No.: 240-174-1

SDG ID.:

Matrix: Water | Date Sampled: 05/17/2011 11:20

Reporting Basis: WET | Date Received: 05/18/2011 09:30

CAS No.	Analyte	Result	RL	MDL	Units	C	Q	DIL	Method
7440-36-0	Antimony	0.14	2.0	0.13	ug/L	J		1	6020
7440-38-2	Arsenic	12	5.0	0.40	ug/L			1	6020
7440-39-3	Barium	16	5.0	0.19	ug/L		B	1	6020
7440-41-7	Beryllium	0.77	1.0	0.20	ug/L	J		1	6020
7440-43-9	Cadmium	1.0	1.0	0.13	ug/L	U		1	6020
7440-47-3	Chromium	1.7	2.0	0.71	ug/L	J		1	6020
7440-48-4	Cobalt	2.8	1.0	0.058	ug/L			1	6020
7440-50-8	Copper	0.63	2.0	0.29	ug/L	J	B	1	6020
7439-92-1	Lead	1.0	1.0	0.18	ug/L	U		1	6020
7439-98-7	Molybdenum	0.52	2.0	0.093	ug/L	J		1	6020
7440-02-0	Nickel	2.1	2.0	0.20	ug/L		B	1	6020
7782-49-2	Selenium	3.3	5.0	0.57	ug/L	J		1	6020
7440-22-4	Silver	1.0	1.0	0.080	ug/L	U		1	6020
7440-28-0	Thallium	0.27	2.0	0.14	ug/L	J		1	6020
7440-62-2	Vanadium	6.5	20	0.44	ug/L	J		1	6020
7440-66-6	Zinc	5.7	20	2.3	ug/L	J	B	1	6020
7440-33-7	Tungsten	0.42	10	0.37	ug/L	J		1	6020
7439-97-6	Mercury	0.20	0.20	0.12	ug/L	U		1	7470A

TestAmerica North Canton

Client Sample ID: MW15D-051611 (240-174-4)

General Chemistry

Lot-Sample #...: G1E190520-003 **Work Order #...:** MJLP2 **Matrix.....:** WATER
Date Sampled...: 05/16/11 **Date Received..:** 05/19/11

PARAMETER	RESULT	RL	UNITS	METHOD	PREPARATION-ANALYSIS DATE	PREP BATCH #
Perchlorate	ND	1.0	ug/L	MCAWW 314.0	05/20/11	1140241

Dilution Factor: 1 MDL.....: 0.36

TestAmerica North Canton

Client Sample ID: MW15I-051611 (240-174-3)

General Chemistry

Lot-Sample #...: G1E190520-002 **Work Order #...:** MJLP1 **Matrix.....:** WATER
Date Sampled...: 05/16/11 **Date Received..:** 05/19/11

PARAMETER	RESULT	RL	UNITS	METHOD	PREPARATION-ANALYSIS DATE	PREP BATCH #
Perchlorate	ND	1.0	ug/L	MCAWW 314.0	05/20/11	1140241
		Dilution Factor: 1		MDL.....: 0.36		

TestAmerica North Canton

Client Sample ID: MW15S-051611 (240-174-2)

General Chemistry

Lot-Sample #...: G1E190520-001 **Work Order #...:** MJLP0 **Matrix.....:** WATER
Date Sampled...: 05/16/11 **Date Received..:** 05/19/11

PARAMETER	RESULT	RL	UNITS	METHOD	PREPARATION-ANALYSIS DATE	PREP BATCH #
Perchlorate	ND G	5.0	ug/L	MCAWW 314.0	05/23/11	1143198
	Dilution Factor: 5			MDL.....: 1.8		

NOTE(S):

RL Reporting Limit

G Elevated reporting limit. The reporting limit is elevated due to matrix interference.

TestAmerica North Canton

Client Sample ID: MW16D-051811(240-271-4)

General Chemistry

Lot-Sample #...: G1E250473-003 **Work Order #...:** MJRPR **Matrix.....:** WATER
Date Sampled...: 05/18/11 **Date Received..:** 05/24/11

PARAMETER	RESULT	RL	UNITS	METHOD	PREPARATION-ANALYSIS DATE	PREP BATCH #
Perchlorate	ND	1.0	ug/L	MCAWW 314.0	05/31/11	1153168

Dilution Factor: 1 MDL.....: 0.36

TestAmerica North Canton

Client Sample ID: MW16I-051811(240-271-3)

General Chemistry

Lot-Sample #...: G1E250473-002 **Work Order #...:** MJRPQ **Matrix.....:** WATER
Date Sampled...: 05/18/11 **Date Received..:** 05/24/11

PARAMETER	RESULT	RL	UNITS	METHOD	PREPARATION-ANALYSIS DATE	PREP BATCH #
Perchlorate	ND	1.0	ug/L	MCAWW 314.0	05/31/11	1153168

Dilution Factor: 1 MDL.....: 0.36

TestAmerica North Canton

Client Sample ID: MW16S-051811(240-271-2)

General Chemistry

Lot-Sample #...: G1E250473-001 Work Order #...: MJRPP Matrix.....: WATER
Date Sampled...: 05/18/11 Date Received..: 05/24/11

PARAMETER	RESULT	RL	UNITS	METHOD	PREPARATION-ANALYSIS DATE	PREP BATCH #
Perchlorate	ND G	5.0	ug/L	MCAWW 314.0	06/01/11	1153168

Dilution Factor: 5 MDL.....: 1.8

NOTE(S):

RL Reporting Limit

G Elevated reporting limit. The reporting limit is elevated due to matrix interference.

TestAmerica North Canton

Client Sample ID: MW20D-051711 (240-209-4)

General Chemistry

Lot-Sample #...: G1E190526-003 **Work Order #...:** MJLQF **Matrix.....:** WATER
Date Sampled...: 05/17/11 **Date Received..:** 05/19/11

PARAMETER	RESULT	RL	UNITS	METHOD	PREPARATION-ANALYSIS DATE	PREP BATCH #
Perchlorate	ND	1.0	ug/L	MCAWW 314.0	05/20/11	1140241
	Dilution Factor: 1			MDL.....: 0.36		

TestAmerica North Canton

Client Sample ID: MW20I-051711 (240-209-3)

General Chemistry

Lot-Sample #...: G1E190526-002 **Work Order #...:** MJLQE **Matrix.....:** WATER
Date Sampled...: 05/17/11 **Date Received..:** 05/19/11

PARAMETER	RESULT	RL	UNITS	METHOD	PREPARATION-ANALYSIS DATE	PREP BATCH #
Perchlorate	ND G	2.0	ug/L	MCAWW 314.0	05/23/11	1143198

Dilution Factor: 2 MDL.....: 0.72

NOTE(S):

RL Reporting Limit

G Elevated reporting limit. The reporting limit is elevated due to matrix interference.

TestAmerica North Canton

Client Sample ID: MW20S-051711 (240-209-2)

General Chemistry

Lot-Sample #...: G1E190526-001 **Work Order #...:** MJLQD **Matrix.....:** WATER
Date Sampled...: 05/17/11 **Date Received..:** 05/19/11

PARAMETER	RESULT	RL	UNITS	METHOD	PREPARATION-ANALYSIS DATE	PREP BATCH #
Perchlorate	ND G	10.0	ug/L	MCAWW 314.0	05/23/11	1143198

Dilution Factor: 10 MDL.....: 3.6

NOTE(S):

RL Reporting Limit

G Elevated reporting limit. The reporting limit is elevated due to matrix interference.

APPENDIX C
SUPPORT DOCUMENTATION

CASE NARRATIVE

Client: Tetra Tech NUS Inc

Project: MSA GW 2011

Report Number: 240-174-1

With the exceptions noted as flags or footnotes, standard analytical protocols were followed in the analysis of the samples and no problems were encountered or anomalies observed. In addition all laboratory quality control samples were within established control limits, with any exceptions noted below. Each sample was analyzed to achieve the lowest possible reporting limit within the constraints of the method. In some cases, due to interference or analytes present at high concentrations, samples were diluted. For diluted samples, the reporting limits are adjusted relative to the dilution required.

TestAmerica North Canton attests to the validity of the laboratory data generated by TestAmerica facilities reported herein. All analyses performed by TestAmerica facilities were done using established laboratory SOPs that incorporate QA/QC procedures described in the application methods. TestAmerica's operations groups have reviewed the data for compliance with the laboratory QA/QC plan, and data have been found to be compliant with laboratory protocols unless otherwise noted below.

The test results in this report meet all NELAP requirements for parameters for which accreditation is required or available. Any exceptions to NELAP requirements are noted in this report. Pursuant to NELAP, this report may not be reproduced, except in full, without the written approval of the laboratory.

Calculations are performed before rounding to avoid round-off errors in calculated results.

All holding times were met and proper preservation noted for the methods performed on these samples, unless otherwise detailed in the individual sections below.

This laboratory report is confidential and is intended for the sole use of TestAmerica and its client.

RECEIPT

The samples were received on 05/17/2011, 05/18/2011 and 05/19/2011; the samples arrived in good condition, properly preserved and on ice. The temperature of the coolers at receipt were 2.7, 3.3 and 3.6 C.

VOLATILE ORGANIC COMPOUNDS (GC-MS)

Samples TB-051711 (240-209-1), MW20S-051711 (240-209-2), MW20I-051711 (240-209-3), MW20D-051711 (240-209-4), TB-051811 (240-271-1), MW16S-051811 (240-271-2), MW16I-051811 (240-271-3), MW16D-051811 (240-271-4), TB-051611 (240-174-1), MW15S-051611 (240-174-2), MW15I-051611 (240-174-3) and MW15D-051611 (240-174-4) were analyzed for volatile organic compounds (GC-MS) in accordance with EPA SW-846 Method 8260B. The samples were analyzed on 05/25/2011, 05/27/2011, 06/01/2011, 06/02/2011 and 06/03/2011.

1,2,3-Trichlorobenzene and Naphthalene were detected in method blank MB 240-2565/5 at levels that were above the method detection limit but below the reporting limit. The values should be considered estimates, and have been flagged "J". If the associated sample reported a result above the MDL and/or RL, the result has been "B" flagged. 1,2,4-Trichlorobenzene and n-Butylbenzene were detected in method blank MB 240-2965/6 at levels that were above the method detection limit but below the reporting limit. The values should be considered estimates, and have been flagged "J". If the associated sample reported a result above the MDL and/or RL, the result has been "B" flagged. 1,2,3-Trichlorobenzene was detected in method blank MB 240-3253/5 at a level that was above the method detection limit but below the reporting limit. The value should be considered an estimate, and has been flagged "J". If the associated sample reported a result above the MDL and/or RL, the result has been "B" flagged. Methylene Chloride was detected in method blank MB 240-3428/5 at a level exceeding the reporting limit. If the associated sample reported a result above the MDL and/or RL, the result has been "B" flagged. 1,2,3-Trichlorobenzene and Naphthalene were detected in method blank MB 240-3428/5 at levels that were above the method detection limit but below the reporting limit. The values should be considered estimates, and have been flagged "J". If the associated sample reported a result above the MDL and/or RL, the result has been "B" flagged.

Samples MW20S-051711 (240-209-2)[50X] and MW20I-051711 (240-209-3)[13X] required dilution prior to analysis. The reporting limits have been adjusted accordingly.

The following sample(s) required a dilution which was performed outside of the analytical holding time: MW16I-051811 (240-271-3), MW16S-051811 (240-271-2)

No other difficulties were encountered during the volatiles analyses.

All other quality control parameters were within the acceptance limits.

SEMIVOLATILE ORGANIC COMPOUNDS (GC-MS)

Samples MW15S-051611 (240-174-2), MW15I-051611 (240-174-3), MW15D-051611 (240-174-4), MW16S-051811 (240-271-2), MW16I-051811 (240-271-3), MW16D-051811 (240-271-4), MW20S-051711 (240-209-2), MW20I-051711 (240-209-3) and MW20D-051711 (240-209-4) were analyzed for semivolatile organic compounds (GC-MS) in accordance with EPA SW-846 Method 8270C. The samples were prepared on 05/18/2011, 05/19/2011 and 05/21/2011 and analyzed on 05/24/2011, 06/06/2011 and 06/09/2011.

Surrogates are added during the extraction process prior to dilution. When the sample is diluted, surrogate recoveries are diluted out and no corrective action is required.

Samples MW20S-051711 (240-271-2)[7X] and MW16S-051811 (240-271-2)[7X] required dilution prior to analysis. The reporting limits have been adjusted accordingly.

No difficulties were encountered during the semivolatiles analyses.

All quality control parameters were within the acceptance limits.

GAS RANGE ORGANICS

Samples MW20S-051711 (240-209-2), MW15S-051611 (240-174-2), and MW16S-051811 (240-271-2) were analyzed for gas range organics in accordance with EPA SW-846 Method 8015B - GRO. The samples were analyzed on 05/27/2011, 05/29/2011 and 06/03/2011.

Total Petroleum Hydrocarbons (C6-C10) was detected in method blank MB 240-2769/17 at a level exceeding the reporting limit. If the associated sample reported a result above the MDL and/or RL, the result has been "B" flagged. Total Petroleum Hydrocarbons (C6-C10) was detected in method blank MB 240-2863/27 at a level exceeding the reporting limit. If the associated sample reported a result above the MDL and/or RL, the result has been "B" flagged. Total Petroleum Hydrocarbons (C6-C10) was detected in method blank MB 240-3404/10 at a level exceeding the reporting limit. If the associated sample reported a result above the MDL and/or RL, the result has been "B" flagged.

Reanalysis of the following sample was performed outside of the analytical holding time due to QC failure on the initial analysis. Both sets of data are reported.: MW16S-051811 (240-271-2).

No other difficulties were encountered during the GRO analysis.

All other quality control parameters were within the acceptance limits.

DIESEL RANGE ORGANICS (DRO)

Samples MW20S-051711 (240-209-2), MW15S-051611 (240-174-2), and MW16S-051811 (240-271-2) were analyzed for Diesel Range Organics (DRO) in accordance with EPA Method 8015B. The samples were prepared on 05/18/2011, 05/21/2011 and 05/31/2011 and analyzed on 05/20/2011, 05/24/2011 and 06/01/2011.

The blank had reportable amounts of contamination, therefore the samples were reextracted and reanalyzed. Reanalysis of the following sample(s) was performed outside of the analytical holding time: MW20S-051711 (240-209-2), and MW16S-051811 (240-271-2). Both sets of data have been reported.

Surrogates are added during the extraction process prior to dilution. When the sample dilution is 5X or greater, surrogate recoveries are diluted out and no corrective action is required.

Diesel and Total Petroleum Hydrocarbons (C10-C32) were detected in method blank MB 240-2307/1-A at levels exceeding the reporting limit. If the associated sample reported a result above the MDL and/or RL, the result has been "B" flagged.

No other difficulties were encountered during the Diesel Range Organics (DRO) analysis.

All other quality control parameters were within the acceptance limits.

DISSOLVED METALS (ICPMS

Samples MW20S-051711 (240-209-2), MW20I-051711 (240-209-3), MW20D-051711 (240-209-4), MW15S-051611 (240-174-2), MW15I-051611 (240-174-3), MW15D-051611 (240-174-4), MW16S-051811 (240-271-2), MW16I-051811 (240-271-3) and MW16D-051811 (240-271-4) were analyzed for dissolved metals (ICPMS) in accordance with EPA SW-846 Method 6020. The samples were prepared on 05/18/2011, 05/19/2011, 05/23/2011, 06/15/2011 and 06/17/2011 and analyzed on 06/11/2011, 06/13/2011, 06/16/2011, 06/23/2011 and 06/24/2011.

No difficulties were encountered during the metals analyses.

All quality control parameters were within the acceptance limits.

TOTAL RECOVERABLE METALS (ICPMS)

Samples MW16S-051811 (240-271-2), MW16I-051811 (240-271-3), MW16D-051811 (240-271-4), MW20S-051711 (240-209-2), MW20I-051711 (240-209-3), MW20D-051711 (240-209-4), MW15S-051611 (240-174-2), MW15I-051611 (240-174-3) and MW15D-051611 (240-174-4) were analyzed for total recoverable metals (ICPMS) in accordance with EPA SW-846 Method 6020. The samples were prepared on 05/18/2011, 05/19/2011, 05/23/2011, 06/15/2011 and 06/17/2011 and analyzed on 06/11/2011, 06/13/2011, 06/16/2011, 06/23/2011 and 06/24/2011.

Several analytes were detected in method blank MB 240-2063/1-A at levels that were above the method detection limit but below the reporting limit. The values should be considered estimates, and have been flagged "J". If the associated sample reported a result above the MDL and/or RL, the result has been "B" flagged. Copper and Zinc were detected in method blank MB 240-2134/1-A at levels exceeding the reporting limit. If the associated sample reported a result above the MDL and/or RL, the result has been "B" flagged. Barium and Nickel were detected in method blank MB 240-2134/1-A at levels that were above the method detection limit but below the reporting limit. The values should be considered estimates, and have been flagged "J". If the associated sample reported a result above the MDL and/or RL, the result has been "B" flagged. Zinc was detected in method blank MB 240-2327/1-A at a level exceeding the reporting limit. If the associated sample reported a result above the MDL and/or RL, the result has been "B" flagged. Several analytes were detected in method blank MB 240-2327/1-A at levels that were above the method detection limit but below the reporting limit. The values should be considered estimates, and have been flagged "J". If the associated sample reported a result above the MDL and/or RL, the result has been "B" flagged. Zinc was detected in method blank MB 240-4782/1-A at a level exceeding the reporting limit. If the associated sample reported a result above the MDL and/or RL, the result has been "B" flagged.

Sample MW16I-051811 (240-271-3)[5X] required dilution prior to analysis. The reporting limits have been adjusted accordingly.

No other difficulties were encountered during the metals analyses.

All other quality control parameters were within the acceptance limits.

DISSOLVED MERCURY (CVAA)

Samples MW20S-051711 (240-209-2), MW20I-051711 (240-209-3), MW20D-051711 (240-209-4), MW16S-051811 (240-271-2), MW16I-051811 (240-271-3), MW16D-051811 (240-271-4), MW15S-051611 (240-174-2), MW15I-051611 (240-174-3) and MW15D-051611 (240-174-4) were analyzed for dissolved mercury (CVAA) in accordance with EPA SW-846 Methods 7470A. The samples were prepared on 05/18/2011, 05/19/2011 and 05/23/2011 and analyzed on 05/25/2011.

No difficulties were encountered during the mercury analyses.

All quality control parameters were within the acceptance limits.

TOTAL MERCURY

Samples MW15S-051611 (240-174-2), MW15I-051611 (240-174-3), MW15D-051611 (240-174-4), MW16S -051811 (240-271-2), MW16I-051811 (240-271-3), MW16D-051811 (240-271-4), MW20S-051711 (240-209-2), MW20I-051711 (240-209-3) and MW20D-051711 (240-209-4) were analyzed for total mercury in accordance with EPA SW-846 Methods 7470A. The samples were prepared on 05/18/2011, 05/19/2011 and 05/23/2011 and analyzed on 05/25/2011.

Mercury failed the recovery criteria low for the MS of sample MW16S-051811MS (240-271-2) in batch 240-2610.

No other difficulties were encountered during the mercury analyses.

All other quality control parameters were within the acceptance limits.

Chain of Custody Record

TestAmerica
THE LEADER IN ENVIRONMENTAL TESTING

TestAmerica Laboratory location: _____
Regulatory program: ☐ DW ☐ NPDES ☐ RCRA ☐ Other _____

TestAmerica Laboratories, Inc.

Client Contact				
Company Name: Tetra Tech NUS	Client Project Manager: Tony Apanavage	Site Contact: Walt Pryor	Lab Contact: Pat O'meara	COC No: 010240
Address: 20251 Century Blvd STE 200	Telephone: (301) 528-3021	Telephone: (301) 991-3914	Telephone: 330 497-9396	1 of 1 COCs
City/State/Zip: Germantown MD 20874	Email:	Analysis Turnaround Time (in BUS days)		For lab use only
Phone: (301) 528-3021		TAT if different from below _____ ☐ 3 weeks ☐ 2 weeks ☐ 1 week ☐ 2 days ☐ 1 day		Walk-in client ☐ Lab pickup ☐ Lab sampling ☐ Job/SDG No.
Project Name: MSA Ground Water Sampling	Method of Shipment/Carrier: Fed EX			
Project Number: 112IC03292-02	Shipping/Tracking No:			
PO#				

Analyses

Sample Identification	Sample Date	Sample Time	Matrix: Air	Aqueous	Sediment	Solid	Other:	Containers & Preservatives: H2SO4	HNO3	HCl	NaOH	ZnAc/NaOH	Unpres	Other:	Filtered Sample (Y/N)	Composite-C / Grab-G	Vocs + Tics	Total PPM	Diss PPM	1,4 Dioxane	Perchlorate	GRO	DRO	Ra 224, 226, 228			Sample Specific Notes / Special Instructions:
TB-051811	5-18-11	—		X						2					N	G	X										
MW16S-051811	↓	1018		X					3	5			5		↓	↓	X	X	X	X	X	X	X	X			
MW16I-051811	↓	1203		X					3	3			3		↓	↓	X	X	X	X	X			X			
MW16D-051811	↓	1542		X					3	3			3		↓	↓	X	X	X	X	X			X			

Loc: 240
271
#1
B

Possible Hazard Identification
☐ Non-Hazard ☐ Flammable ☐ Skin Irritant ☐ Poison B ☐ Unknown

Sample Disposal (A fee may be assessed if samples are retained longer than 1 month)
☐ Return to Client ☐ Disposal By Lab ☐ Archive For _____ Months

Special Instructions/QC Requirements & Comments:

Relinquished by:	Company:	Date/Time:	Received by:	Company:	Date/Time:
Walt Pr	TNUS	5-18-11 1628	[signature]	TestAmerica	5-18-2011 1628
Maurice Hecker	TestAmerica	5-18-11 1727			
			Received in Laboratory by: [signature]	TAL	5/19/11 900

©2008, TestAmerica Laboratories, Inc. All rights reserved.
TestAmerica & Design ™ are trademarks of TestAmerica Laboratories, Inc.

TAL 0018-1 (04/10)

Chain of Custody Record

TestAmerica
THE LEADER IN ENVIRONMENTAL TESTING

TestAmerica Laboratory location: _____
Regulatory program: ☐ DW ☐ NPDES ☐ RCRA ☐ Other _____

TestAmerica Laboratories, Inc.

Client Contact				
Company Name: Tetra Tech NUS	Client Project Manager: Tony Apanavage	Site Contact: Walt Pryor	Lab Contact: Pat O'meara	COC No: 010238
Address: 20251 Century Blvd.	Telephone: (301) 528-3021	Telephone: (301) 991-3914	Telephone: 330-497-9396	1 of 1 COCs
City/State/Zip: Germantown MD 20874	Email:	Analysis Turnaround Time (in BUS days)		For lab use only
Phone: (301) 528-3056		TAT if different from below _____ ☐ 3 weeks ☐ 2 weeks ☐ 1 week ☐ 2 days ☐ 1 day		Walk-in client ☐ Lab pickup ☐ Lab sampling ☐ Job/SDG No.
Project Name: Martin State Airport	Method of Shipment/Carrier: Fed EX			
Project Number: 112IC03292-02	Shipping/Tracking No:			
PO # Ground water Sampling				

Analyses

Sample Identification	Sample Date	Sample Time	Matrix: Air	Aqueous	Sediment	Solid	Other:	Containers & Preservatives: H2SO4	HNO3	HCl	NaOH	ZnAc/NaOH	Unpres	Other:	Filtered Sample (Y/N)	Composite-C/Grab-G	VOCs + Tics (8260B)	Total ppm (6020B)	Diss ppm (6020B)	1,4 Dioxane (8270C)	Perchlorate (314)	Gro and Dro (8015B)					Sample Specific Notes / Special Instructions:
TB-051611	5-16-11			X						X					N	G	X										
MW15s-051611	↓	1101		X					2	5			5			G	X	X	X	X	X	X					
MW15I-051611	↓	1300		X					2	3			3			G	X	X	X	X	X						
MW15D-051611	↓	1433		X					2	3			3			G	X	X	X	X	X						

Possible Hazard Identification
☐ Non-Hazard ☐ Flammable ☐ Skin Irritant ☐ Poison B ☐ Unknown

Sample Disposal (A fee may be assessed if samples are retained longer than 1 month)
☐ Return to Client ☐ Disposal By Lab ☐ Archive For _____ Months

Special Instructions/QC Requirements & Comments:

Relinquished by:	Company:	Date/Time:	Received by:	Company:	Date/Time:
Walt Pryor	Tetra Tech	5-16-11 / 1445	Maurice Rocker	TestAmerica	5-16-11 / 1555
Relinquished by:	Company:	Date/Time:	Received by:	Company:	Date/Time:
Relinquished by:	Company:	Date/Time:	Received in Laboratory by: Matt [signature]	TestAmerica	17 May 2011 0940

©2008, TestAmerica Laboratories, Inc. All rights reserved.
TestAmerica & Design ™ are trademarks of TestAmerica Laboratories, Inc.

TAL 0018-1 (04/10)

Chain of Custody Record

TestAmerica
THE LEADER IN ENVIRONMENTAL TESTING

TestAmerica Laboratory location: _____
Regulatory program: ☐ DW ☐ NPDES ☐ RCRA ☐ Other _____

TestAmerica Laboratories, Inc.

Client Contact				
Company Name: Tetra Tech NUS	Client Project Manager: Tony Apanavage	Site Contact: Walt Pryor	Lab Contact: Pat O'meara	COC No: 010239
Address: 20251 Century Blvd STE 200	Telephone: (301) 528-3021	Telephone: (301) 991-3914	Telephone: 330 497-9396	1 of 1 COCs
City/State/Zip: Germantown MD 20874	Email:	Analysis Turnaround Time (in BUS days)		For lab use only
Phone: (301) 528-3021		TAT if different from below _____ ☐ 3 weeks ☐ 2 weeks ☐ 1 week ☐ 2 days ☐ 1 day		Walk-in client ☐ Lab pickup ☐ Lab sampling ☐
Project Name: MSA Ground water Sampling	Method of Shipment/Carrier: FEd EX			Job/SDG No.
Project Number: 112IC03292-02	Shipping/Tracking No:			
PO #				

Analyses

Sample Identification	Sample Date	Sample Time	Matrix: Air	Matrix: Aqueous	Matrix: Sediment	Matrix: Solid	Matrix: Other:	Containers & Preservatives: H2SO4	HNO3	HCl	NaOH	ZnAc/NaOH	Unpres	Other:	Filtered Sample (Y/N)	Composite-C/Grab-G	VOCs + tics (8260B)	Total PPM (6020B)	Diss PPM (6020B)	1,4 Dioxane (8270C)	Perchlorate (314)	Gro (8015B)	Dro (8015B)				Sample Specific Notes / Special Instructions:
TB-051711	5-17-11	—		X						2					N	G	X										
MW20s-051711	↓	1120		X					2	5			5			G	X	X	X	X	X	X	X				
MW20I-051711	↓	1400		X					2	3			3			G	X	X	X	X	X						
MW20D-051711	↓	1520		X					2	3			3			G	X	X	X	X	X						

Possible Hazard Identification
☐ Non-Hazard ☐ Flammable ☐ Skin Irritant ☐ Poison B ☐ Unknown

Sample Disposal (A fee may be assessed if samples are retained longer than 1 month)
☐ Return to Client ☐ Disposal By Lab ☐ Archive For _____ Months

Special Instructions/QC Requirements & Comments:

Relinquished by:	Company:	Date/Time:	Received by:	Company:	Date/Time:
Walt Pryor	TTNUS	5-17-11 /	Maurice Hocker	TESTAmerica	5-18-11 1559
Maurice Hocker	TESTAmerica	5-17-11 / 1644			
			Received in Laboratory by: [signature]	TAL	5-18-11 0930

©2008, TestAmerica Laboratories, Inc. All rights reserved.
TestAmerica & Design ™ are trademarks of TestAmerica Laboratories, Inc.

TAL 0018- 1 (04/10)

HOLDTIM

SDG 240-174-1

SORT	UNITS	NSAMPLE	LAB_ID	QC_TYPE	SAMP_DATE	EXTR_DATE	ANAL_DATE	SMP_EXTR	EXTR_ANL	SMP_ANL
HG	UG/L	MW15D-051611	240-174-4	NM	05/16/2011	05/18/2011	05/25/2011	2	7	9
HG	UG/L	MW15I-051611	240-174-3	NM	05/16/2011	05/18/2011	05/25/2011	2	7	9
HG	UG/L	MW15S-051611	240-174-2	NM	05/16/2011	05/18/2011	05/25/2011	2	7	9
HG	UG/L	MW16D-051811	240-271-4	NM	05/18/2011	05/23/2011	05/25/2011	5	2	7
HG	UG/L	MW16I-051811	240-271-3	NM	05/18/2011	05/23/2011	05/25/2011	5	2	7
HG	UG/L	MW16S-051811	240-271-2	NM	05/18/2011	05/23/2011	05/25/2011	5	2	7
HG	UG/L	MW20D-051711	240-209-4	NM	05/17/2011	05/19/2011	05/25/2011	2	6	8
HG	UG/L	MW20I-051711	240-209-3	NM	05/17/2011	05/19/2011	05/25/2011	2	6	8
HG	UG/L	MW20S-051711	240-209-2	NM	05/17/2011	05/19/2011	05/25/2011	2	6	8
M	UG/L	MW16D-051811	240-271-4	NM	05/18/2011	06/17/2011	06/23/2011	30	6	36
M	UG/L	MW16I-051811	240-271-3	NM	05/18/2011	05/23/2011	06/13/2011	5	21	26
M	UG/L	MW16I-051811	240-271-3	NM	05/18/2011	06/17/2011	06/24/2011	30	7	37
M	UG/L	MW16S-051811	240-271-2	NM	05/18/2011	05/23/2011	06/13/2011	5	21	26
M	UG/L	MW16S-051811	240-271-2	NM	05/18/2011	06/17/2011	06/23/2011	30	6	36
M	UG/L	MW20D-051711	240-209-4	NM	05/17/2011	05/19/2011	06/13/2011	2	25	27

SORT	UNITS	NSAMPLE	LAB_ID	QC_TYPE	SAMP_DATE	EXTR_DATE	ANAL_DATE	SMP_EXTR	EXTR_ANL	SMP_ANL
M	UG/L	MW20D-051711	240-209-4	NM	05/17/2011	06/15/2011	06/16/2011	29	1	30
M	UG/L	MW15S-051611	240-174-2	NM	05/16/2011	05/18/2011	06/11/2011	2	24	26
M	UG/L	MW20S-051711	240-209-2	NM	05/17/2011	05/19/2011	06/13/2011	2	25	27
M	UG/L	MW15I-051611	240-174-3	NM	05/16/2011	05/18/2011	06/11/2011	2	24	26
M	UG/L	MW20I-051711	240-209-3	NM	05/17/2011	05/19/2011	06/13/2011	2	25	27
M	UG/L	MW15D-051611	240-174-4	NM	05/16/2011	05/18/2011	06/13/2011	2	26	28
M	UG/L	MW16D-051811	240-271-4	NM	05/18/2011	05/23/2011	06/13/2011	5	21	26
HGF	UG/L	MW15S-051611	240-174-2	NM	05/16/2011	05/18/2011	05/25/2011	2	7	9
HGF	UG/L	MW15D-051611	240-174-4	NM	05/16/2011	05/18/2011	05/25/2011	2	7	9
HGF	UG/L	MW15I-051611	240-174-3	NM	05/16/2011	05/18/2011	05/25/2011	2	7	9
HGF	UG/L	MW16D-051811	240-271-4	NM	05/18/2011	05/23/2011	05/25/2011	5	2	7
HGF	UG/L	MW16I-051811	240-271-3	NM	05/18/2011	05/23/2011	05/25/2011	5	2	7
HGF	UG/L	MW16S-051811	240-271-2	NM	05/18/2011	05/23/2011	05/25/2011	5	2	7
HGF	UG/L	MW20D-051711	240-209-4	NM	05/17/2011	05/19/2011	05/25/2011	2	6	8
HGF	UG/L	MW20I-051711	240-209-3	NM	05/17/2011	05/19/2011	05/25/2011	2	6	8
HGF	UG/L	MW20S-051711	240-209-2	NM	05/17/2011	05/19/2011	05/25/2011	2	6	8
MF	UG/L	MW20D-051711	240-209-4	NM	05/17/2011	06/15/2011	06/16/2011	29	1	30
MF	UG/L	MW15I-051611	240-174-3	NM	05/16/2011	05/18/2011	06/13/2011	2	26	28

SORT	UNITS	NSAMPLE	LAB_ID	QC_TYPE	SAMP_DATE	EXTR_DATE	ANAL_DATE	SMP_EXTR	EXTR_ANL	SMP_ANL
MF	UG/L	MW15S-051611	240-174-2	NM	05/16/2011	05/18/2011	06/11/2011	2	24	26
MF	UG/L	MW16D-051811	240-271-4	NM	05/18/2011	05/23/2011	06/13/2011	5	21	26
MF	UG/L	MW16D-051811	240-271-4	NM	05/18/2011	06/17/2011	06/23/2011	30	6	36
MF	UG/L	MW16I-051811	240-271-3	NM	05/18/2011	05/23/2011	06/13/2011	5	21	26
MF	UG/L	MW16I-051811	240-271-3	NM	05/18/2011	06/17/2011	06/24/2011	30	7	37
MF	UG/L	MW16S-051811	240-271-2	NM	05/18/2011	05/23/2011	06/13/2011	5	21	26
MF	UG/L	MW20D-051711	240-209-4	NM	05/17/2011	05/19/2011	06/13/2011	2	25	27
MF	UG/L	MW15D-051611	240-174-4	NM	05/16/2011	05/18/2011	06/13/2011	2	26	28
MF	UG/L	MW20I-051711	240-209-3	NM	05/17/2011	05/19/2011	06/13/2011	2	25	27
MF	UG/L	MW20S-051711	240-209-2	NM	05/17/2011	05/19/2011	06/13/2011	2	25	27
MF	UG/L	MW16S-051811	240-271-2	NM	05/18/2011	06/17/2011	06/23/2011	30	6	36
PCL	UG/L	MW15S-051611	240-174-2	NM	05/16/2011	05/23/2011	05/23/2011	7	0	7
PCL	UG/L	MW15D-051611	240-174-4	NM	05/16/2011	05/20/2011	05/20/2011	4	0	4
PCL	UG/L	MW15I-051611	240-174-3	NM	05/16/2011	05/20/2011	05/20/2011	4	0	4
OS	UG/L	MW20I-051711	240-209-3	NM	05/17/2011	05/19/2011	05/24/2011	2	5	7
OS	UG/L	MW20D-051711	240-209-4	NM	05/17/2011	05/19/2011	05/24/2011	2	5	7
OS	UG/L	MW16S-051811	240-271-2	NM	05/18/2011	05/21/2011	06/09/2011	3	19	22
OS	UG/L	MW16I-051811	240-271-3	NM	05/18/2011	05/21/2011	06/06/2011	3	16	19

COVER PAGE
METALS

Lab Name: TestAmerica North Canton Job Number: 240-174-1

SDG No.:

Project: MSA GW 2011

Client Sample ID	Lab Sample ID
MW15S-051611	240-174-2
MW15I-051611	240-174-3
MW15D-051611	240-174-4
MW20S-051711	240-209-2
MW20I-051711	240-209-3
MW20D-051711	240-209-4
MW16S-051811	240-271-2
MW16I-051811	240-271-3
MW16D-051811	240-271-4

Comments:

2A-IN
CALIBRATION VERIFICATIONS
METALS

Lab Name: TestAmerica North Canton Job No.: 240-174-1

SDG No.:

ICV Source: MTMSICVW_00005 Concentration Units: ug/L

CCV Source: MTMSCAL2CCVW_00015

	ICV 240-4700/5 06/11/2011 10:36				CCV 240-4700/32 06/11/2011 13:07				CCV 240-4700/44 06/11/2011 14:22			
Analyte	Found	C	True	%R	Found	C	True	%R	Found	C	True	%R
Antimony	83.5		80.0	104	98.9		100	99	101		100	101
Arsenic	82.2		80.0	103	99.1		100	99	100		100	100
Barium	80.3		80.0	100	96.2		100	96	98.6		100	99
Beryllium	83.5		80.0	104	101		100	101	101		100	101
Cadmium	85.1		80.0	106	102		100	102	103		100	103
Chromium	80.9		80.0	101	98.4		100	98	99.1		100	99
Cobalt	84.1		80.0	105	98.4		100	98	100		100	100
Copper	82.9		80.0	104	100		100	100	101		100	101
Lead	76.8		80.0	96	97.9		100	98	98.7		100	99
Molybdenum	87.8		80.0	110	104		100	104	103		100	103
Nickel	83.4		80.0	104	99.7		100	100	102		100	102
Selenium	83.2		80.0	104	99.5		100	100	99.4		100	99
Silver	83.7		80.0	105	101		100	101	103		100	103
Thallium	79.5		80.0	99	98.4		100	98	97.7		100	98
Tungsten	86.9		80.0	109	106		100	106	106		100	106
Vanadium	81.6		80.0	102	97.1		100	97	97.1		100	97
Zinc	85.3		80.0	107	102		100	102	104		100	104

Note! Calculations are performed before rounding to avoid round-off errors in calculated results.
Italicized analytes were not requested for this sequence.

2A-IN
CALIBRATION VERIFICATIONS
METALS

Lab Name: TestAmerica North Canton Job No.: 240-174-1

SDG No.:

ICV Source: MTMSICVW_00005 Concentration Units: ug/L

CCV Source: MTMSCAL2CCVW_00015

	ICV 240-4599/5 06/13/2011 10:13				CCV 240-4599/36 06/13/2011 12:53				CCV 240-4599/48 06/13/2011 14:00			
Analyte	Found	C	True	%R	Found	C	True	%R	Found	C	True	%R
Antimony	83.6		80.0	105	102		100	102	104		100	104
Arsenic	81.0		80.0	101	99.5		100	99	100		100	100
Barium	78.6		80.0	98	99.1		100	99	101		100	101
Beryllium	81.7		80.0	102	102		100	102	99.8		100	100
Cadmium	82.6		80.0	103	101		100	101	102		100	102
Chromium	78.8		80.0	98	98.4		100	98	98.0		100	98
Cobalt	82.0		80.0	102	98.5		100	98	97.9		100	98
Copper	82.2		80.0	103	99.9		100	100	100		100	100
Lead	76.0		80.0	95	98.5		100	98	99.7		100	100
Molybdenum	86.1		80.0	108	104		100	104	105		100	105
Nickel	82.2		80.0	103	99.3		100	99	97.7		100	98
Selenium	82.1		80.0	103	102		100	102	101		100	101
Silver	81.5		80.0	102	101		100	101	102		100	102
Thallium	82.9		80.0	104	102		100	102	102		100	102
Tungsten	85.6		80.0	107	107		100	107	108		100	108
Vanadium	81.0		80.0	101	98.5		100	98	98.2		100	98
Zinc	82.8		80.0	104	102		100	102	102		100	102

Note! Calculations are performed before rounding to avoid round-off errors in calculated results.
Italicized analytes were not requested for this sequence.

2A-IN
CALIBRATION VERIFICATIONS
METALS

Lab Name: TestAmerica North Canton Job No.: 240-174-1

SDG No.:

ICV Source: MTMSICVW_00005 Concentration Units: ug/L

CCV Source: MTMSCAL2CCVW_00015

	CCV 240-4599/60 06/13/2011 15:04				CCV 240-4599/72 06/13/2011 16:11				CCV 240-4599/83 06/13/2011 17:05			
Analyte	Found	C	True	%R	Found	C	True	%R	Found	C	True	%R
Antimony	105		100	105	106		100	106	106		100	106
Arsenic	98.9		100	99	99.5		100	100	99.6		100	100
Barium	102		100	102	102		100	102	102		100	102
Beryllium	97.9		100	98	99.2		100	99	97.1		100	97
Cadmium	104		100	104	104		100	104	105		100	105
Chromium	97.4		100	97	98.7		100	99	98.5		100	98
Cobalt	98.3		100	98	97.6		100	98	97.9		100	98
Copper	101		100	101	101		100	101	101		100	101
Lead	101		100	101	101		100	101	102		100	102
Molybdenum	106		100	106	107		100	107	106		100	106
Nickel	99.7		100	100	99.1		100	99	99.5		100	100
Selenium	103		100	103	103		100	103	101		100	101
Silver	104		100	104	103		100	103	104		100	104
Thallium	102		100	102	102		100	102	102		100	102
Tungsten	110		100	110	110		100	110	110		100	110
Vanadium	97.0		100	97	97.4		100	97	98.5		100	98
Zinc	103		100	103	102		100	102	103		100	103

Note! Calculations are performed before rounding to avoid round-off errors in calculated results.
Italicized analytes were not requested for this sequence.

2A-IN
CALIBRATION VERIFICATIONS
METALS

Lab Name: TestAmerica North Canton Job No.: 240-174-1

SDG No.:

ICV Source: MTMSICVW_00005 Concentration Units: ug/L

CCV Source: MTMSCAL2CCVW_00015

	ICV 240-5121/5 06/16/2011 10:35				CCV 240-5121/51 06/16/2011 15:44				CCV 240-5121/62 06/16/2011 17:00			
Analyte	Found	C	True	%R	Found	C	True	%R	Found	C	True	%R
Zinc	84.7		80.0	106	107		100	107	105		100	105
Antimony	83.6		80.0	104	101		100	101	102		100	102
Arsenic	83.5		80.0	104	103		100	103	101		100	101
Barium	81.0		80.0	101	101		100	101	102		100	102
Beryllium	82.5		80.0	103	104		100	104	101		100	101
Cadmium	83.5		80.0	104	104		100	104	104		100	104
Chromium	80.9		80.0	101	99.7		100	100	102		100	102
Cobalt	83.8		80.0	105	100		100	100	101		100	101
Copper	83.2		80.0	104	102		100	102	103		100	103
Lead	77.1		80.0	96	101		100	101	101		100	101
Molybdenum	85.8		80.0	107	105		100	105	104		100	104
Nickel	82.9		80.0	104	102		100	102	101		100	101
Selenium	84.3		80.0	105	105		100	105	103		100	103
Silver	83.7		80.0	105	104		100	104	104		100	104
Thallium	80.6		80.0	101	100		100	100	102		100	102
Vanadium	81.2		80.0	101	99.0		100	99	101		100	101

Note! Calculations are performed before rounding to avoid round-off errors in calculated results.
Italicized analytes were not requested for this sequence.

2A-IN
CALIBRATION VERIFICATIONS
METALS

Lab Name: TestAmerica North Canton Job No.: 240-174-1

SDG No.:

ICV Source: MTMSICVW_00005 Concentration Units: ug/L

CCV Source: MTMSCAL2CCVW_00015

	ICV 240-5945/5 06/23/2011 16:40				CCV 240-5945/12 06/23/2011 17:20				CCV 240-5945/24 06/23/2011 18:25			
Analyte	Found	C	True	%R	Found	C	True	%R	Found	C	True	%R
Lead	76.8		80.0	96	99.6		100	100	96.6		100	97
Antimony	82.4		80.0	103	99.8		100	100	97.3		100	97
Arsenic	81.6		80.0	102	102		100	102	100		100	100
Barium	79.6		80.0	100	99.3		100	99	97.5		100	98
Beryllium	84.5		80.0	106	103		100	103	99.1		100	99
Cadmium	84.0		80.0	105	104		100	104	101		100	101
Chromium	80.4		80.0	100	101		100	101	99.8		100	100
Cobalt	83.1		80.0	104	102		100	102	101		100	101
Copper	82.6		80.0	103	103		100	103	103		100	103
Molybdenum	84.0		80.0	105	105		100	105	101		100	101
Nickel	82.8		80.0	103	103		100	103	102		100	102
Selenium	83.2		80.0	104	101		100	101	101		100	101
Silver	82.9		80.0	104	103		100	103	102		100	102
Thallium	79.6		80.0	99	99.0		100	99	97.3		100	97
Vanadium	82.0		80.0	103	101		100	101	99.6		100	100
Zinc	83.0		80.0	104	106		100	106	103		100	103

Note! Calculations are performed before rounding to avoid round-off errors in calculated results.
Italicized analytes were not requested for this sequence.

2A-IN
CALIBRATION VERIFICATIONS
METALS

Lab Name: TestAmerica North Canton Job No.: 240-174-1

SDG No.:

ICV Source: MTMSICVW_00005 Concentration Units: ug/L

CCV Source: MTMSCAL2CCVW_00015

	CCV 240-5945/84 06/24/2011 00:05				CCV 240-5945/93 06/24/2011 00:50							
Analyte	Found	C	True	%R	Found	C	True	%R	Found	C	True	%R
Lead	96.6		100	97	96.6		100	97				
Antimony	98.6		100	99	99.0		100	99				
Arsenic	96.1		100	96	97.4		100	97				
Barium	96.2		100	96	96.1		100	96				
Beryllium	110		100	110	111		100	111				
Cadmium	100		100	100	100		100	100				
Chromium	96.2		100	96	96.8		100	97				
Cobalt	94.8		100	95	95.7		100	96				
Copper	94.5		100	94	95.1		100	95				
Molybdenum	96.0		100	96	95.5		100	95				
Nickel	94.3		100	94	95.3		100	95				
Selenium	101		100	101	102		100	102				
Silver	94.7		100	95	94.9		100	95				
Thallium	96.9		100	97	96.6		100	97				
Vanadium	94.8		100	95	96.3		100	96				
Zinc	103		100	103	103		100	103				

No Samples Affected

Note! Calculations are performed before rounding to avoid round-off errors in calculated results.
Italicized analytes were not requested for this sequence.

2A-IN
CALIBRATION VERIFICATIONS
METALS

Lab Name: TestAmerica North Canton Job No.: 240-174-1

SDG No.:

ICV Source: MTHGICVW_00036 Concentration Units: ug/L

CCV Source: MTHGCALW_00021

	ICV 240-2555/7-A 05/25/2011 10:31				CCVL 240-2555/11-A 05/25/2011 10:34				CCV 240-2555/10-A 05/25/2011 10:50			
Analyte	Found	C	True	%R	Found	C	True	%R	Found	C	True	%R
Mercury	2.50		2.50	100	5.08		5.00	102	5.09		5.00	102

Note! Calculations are performed before rounding to avoid round-off errors in calculated results.
Italicized analytes were not requested for this sequence.

2A-IN
CALIBRATION VERIFICATIONS
METALS

Lab Name: TestAmerica North Canton Job No.: 240-174-1

SDG No.:

ICV Source: MTHGICVW_00036 Concentration Units: ug/L

CCV Source: MTHGCALW_00021

	CCV 240-2555/10-A 05/25/2011 11:05				CCV 240-2555/10-A 05/25/2011 11:21				CCV 240-2555/10-A 05/25/2011 11:37			
Analyte	Found	C	True	%R	Found	C	True	%R	Found	C	True	%R
Mercury	5.06		5.00	101	5.07		5.00	101	5.01		5.00	100

Note! Calculations are performed before rounding to avoid round-off errors in calculated results.
Italicized analytes were not requested for this sequence.

2A-IN
CALIBRATION VERIFICATIONS
METALS

Lab Name: TestAmerica North Canton Job No.: 240-174-1

SDG No.:

ICV Source: MTHGICVW_00036 Concentration Units: ug/L

CCV Source: MTHGCALW_00021

	CCV 240-2555/10-A 05/25/2011 11:52				CCV 240-2555/10-A 05/25/2011 12:08							
Analyte	Found	C	True	%R	Found	C	True	%R	Found	C	True	%R
Mercury	5.03		5.00	101	5.01		5.00	100				

Note! Calculations are performed before rounding to avoid round-off errors in calculated results.
Italicized analytes were not requested for this sequence.

2B-IN
CRQL CHECK STANDARD
METALS

Lab Name: TestAmerica North Canton Job No.: 240-174-1

SDG No.:

Method: 6020 Instrument ID: I8

Lab Sample ID: CRI 240-4700/7 Concentration Units: ug/L

CRQL Check Standard Source: MTMSCRIW_00005

Analyte	CRQL Check Standard				
	True	Found	Qualifiers	%R(1)	Limits
Antimony	2.00	2.17		108	50-150
Arsenic	2.00	1.98	J	99	50-150
Barium	1.00	1.06	J	106	50-150
Beryllium	1.00	1.15		115	50-150
Cadmium	0.500	0.572	J	114	50-150
Chromium	2.00	2.12		106	50-150
Cobalt	1.00	1.07		107	50-150
Copper	2.00	2.34		117	50-150
Lead	1.00	0.958	J	96	50-150
Molybdenum	10.0	10.4		104	50-150
Nickel	2.00	2.12		106	50-150
Selenium	2.00	2.02	J	101	50-150
Silver	0.500	0.581	J	116	50-150
Thallium	1.00	1.03	J	103	50-150
Vanadium	5.00	5.41	J	108	50-150
Tungsten	10.0	9.89	J	99	50-150
Zinc	10.0	11.0	J	110	50-150

Lab Sample ID: CRI 240-4599/7 Concentration Units: ug/L

CRQL Check Standard Source: MTMSCRIW_00005

Analyte	CRQL Check Standard				
	True	Found	Qualifiers	%R(1)	Limits
Antimony	2.00	2.09		104	50-150
Arsenic	2.00	2.20	J	110	50-150
Barium	1.00	0.968	J	97	50-150
Beryllium	1.00	1.07		107	50-150
Cadmium	0.500	0.521	J	104	50-150
Chromium	2.00	2.00		100	50-150
Cobalt	1.00	1.03		103	50-150
Copper	2.00	2.08		104	50-150
Lead	1.00	0.948	J	95	50-150
Molybdenum	10.0	10.7		107	50-150
Nickel	2.00	2.21		110	50-150
Selenium	2.00	1.90	J	95	50-150
Silver	0.500	0.567	J	113	50-150

Note! Calculations are performed before rounding to avoid round-off errors in calculated results.

FORM IIB-IN

2B-IN
CRQL CHECK STANDARD
METALS

Lab Name: TestAmerica North Canton Job No.: 240-174-1

SDG No.:

Method: 6020 Instrument ID: I8

Lab Sample ID: CRI 240-4599/7 Concentration Units: ug/L

CRQL Check Standard Source: MTMSCRIW_00005

Analyte	CRQL Check Standard				
	True	Found	Qualifiers	%R(1)	Limits
Thallium	1.00	1.11	J	111	50-150
Vanadium	5.00	5.30	J	106	50-150
Tungsten	10.0	10.1		101	50-150
Zinc	10.0	10.6	J	106	50-150

Lab Sample ID: CRI 240-5121/7 Concentration Units: ug/L

CRQL Check Standard Source: MTMSCRIW_00005

Analyte	CRQL Check Standard				
	True	Found	Qualifiers	%R(1)	Limits
Antimony	2.00	2.14		107	50-150
Arsenic	2.00	2.30	J	115	50-150
Barium	1.00	1.01	J	101	50-150
Beryllium	1.00	1.10		110	50-150
Cadmium	0.500	0.586	J	117	50-150
Chromium	2.00	2.12		106	50-150
Cobalt	1.00	1.10		110	50-150
Copper	2.00	2.41		121	50-150
Lead	1.00	0.974	J	97	50-150
Molybdenum	10.0	10.6		106	50-150
Nickel	2.00	2.42		121	50-150
Selenium	2.00	2.29	J	115	50-150
Silver	0.500	0.619	J	124	50-150
Thallium	1.00	1.13	J	113	50-150
Vanadium	5.00	5.49	J	110	50-150
Zinc	10.0	10.6	J	106	50-150

only Zn reported

Lab Sample ID: CRI 240-5945/7 Concentration Units: ug/L

CRQL Check Standard Source: MTMSCRIW_00005

Analyte	CRQL Check Standard				
	True	Found	Qualifiers	%R(1)	Limits
Antimony	2.00	2.00		100	50-150
Arsenic	2.00	2.07	J	103	50-150

Note! Calculations are performed before rounding to avoid round-off errors in calculated results.

FORM IIB-IN

2B-IN
CRQL CHECK STANDARD
METALS

Lab Name: TestAmerica North Canton Job No.: 240-174-1

SDG No.:

Method: 6020 Instrument ID: I8

Lab Sample ID: CRI 240-5945/7 Concentration Units: ug/L

CRQL Check Standard Source: MTMSCRIW_00005

Analyte	CRQL Check Standard True	Found	Qualifiers	%R(1)	Limits
Barium	1.00	1.00	J	100	50-150
Beryllium	1.00	1.13		113	50-150
Cadmium	0.500	0.554	J	111	50-150
Chromium	2.00	2.07		103	50-150
Cobalt	1.00	1.06		106	50-150
Copper	2.00	2.18		109	50-150
Lead	1.00	0.945	J	95	50-150
Molybdenum	10.0	8.70		87	50-150
Nickel	2.00	2.26		113	50-150
Selenium	2.00	2.14	J	107	50-150
Silver	0.500	0.610	J	122	50-150
Thallium	1.00	1.01	J	101	50-150
Vanadium	5.00	5.32	J	106	50-150
Zinc	10.0	9.50	J	95	50-150

Only Pb reported

Note! Calculations are performed before rounding to avoid round-off errors in calculated results.

FORM IIB-IN

3-IN
INSTRUMENT BLANKS
METALS

Lab Name: TestAmerica North Canton Job No.: 240-174-1

SDG No.:

Concentration Units: ug/L

Analyte	RL	ICB 240-4700/6 06/11/2011 10:43 Found	C	CCB 240-4700/33 06/11/2011 13:14 Found	C	CCB 240-4700/45 06/11/2011 14:29 Found	C	Found	C
Antimony	2.0	2.0	U	0.130	J	2.0	U		
Arsenic	5.0	5.0	U	5.0	U	5.0	U		
Barium	5.0	5.0	U	5.0	U	5.0	U		
Beryllium	1.0	1.0	U	1.0	U	1.0	U		
Cadmium	1.0	1.0	U	1.0	U	1.0	U		
Chromium	2.0	2.0	U	2.0	U	2.0	U		
Cobalt	1.0	1.0	U	1.0	U	1.0	U		
Copper	2.0	2.0	U	2.0	U	2.0	U		
Lead	1.0	1.0	U	1.0	U	1.0	U		
Molybdenum	2.0	1.32	J	1.40	J	1.36	J		
Nickel	2.0	2.0	U	2.0	U	2.0	U		
Selenium	5.0	5.0	U	5.0	U	5.0	U		
Silver	1.0	1.0	U	1.0	U	1.0	U		
Thallium	2.0	0.194	J	0.583	J	0.228	J		
Tungsten	10	0.732	J	0.843	J	0.778	J		
Vanadium	20	20	U	20	U	20	U		
Zinc	20	20	U	20	U	20	U		

Italicized analytes were not requested for this sequence.

3-IN
INSTRUMENT BLANKS
METALS

Lab Name: TestAmerica North Canton Job No.: 240-174-1

SDG No.:

Concentration Units: ug/L

Analyte	RL	ICB 240-4599/6 06/13/2011 10:19 Found	C	CCB 240-4599/37 06/13/2011 13:00 Found	C	CCB 240-4599/49 06/13/2011 14:07 Found	C	CCB 240-4599/61 06/13/2011 15:11 Found	C
Antimony	2.0	2.0	U	2.0	U	0.145	J	0.136	J
Arsenic	5.0	5.0	U	5.0	U	5.0	U	5.0	U
Barium	5.0	5.0	U	5.0	U	5.0	U	5.0	U
Beryllium	1.0	1.0	U	1.0	U	1.0	U	1.0	U
Cadmium	1.0	1.0	U	1.0	U	1.0	U	1.0	U
Chromium	2.0	2.0	U	2.0	U	2.0	U	2.0	U
Cobalt	1.0	1.0	U	1.0	U	1.0	U	0.0680	J
Copper	2.0	2.0	U	2.0	U	2.0	U	2.0	U
Lead	1.0	1.0	U	1.0	U	1.0	U	1.0	U
Molybdenum	2.0	1.43	J	1.14	J	1.47	J	1.41	J
Nickel	2.0	2.0	U	2.0	U	2.0	U	2.0	U
Selenium	5.0	5.0	U	5.0	U	5.0	U	5.0	U
Silver	1.0	1.0	U	1.0	U	1.0	U	1.0	U
Thallium	2.0	0.196	J	0.250	J	0.402	J	0.374	J
Tungsten	10	0.972	J	0.683	J	0.980	J	0.918	J
Vanadium	20	20	U	20	U	20	U	20	U
Zinc	20	20	U	20	U	20	U	20	U

Italicized analytes were not requested for this sequence.

3-IN
INSTRUMENT BLANKS
METALS

Lab Name: TestAmerica North Canton Job No.: 240-174-1

SDG No.:

Concentration Units: ug/L

Analyte	RL	CCB 240-4599/73 06/13/2011 16:18 Found	C	CCB 240-4599/84 06/13/2011 17:12 Found	C	Found	C	Found	C
Antimony	2.0	2.0	U	0.130	J				
Arsenic	5.0	5.0	U	5.0	U				
Barium	5.0	5.0	U	5.0	U				
Beryllium	1.0	1.0	U	1.0	U				
Cadmium	1.0	1.0	U	1.0	U				
Chromium	2.0	2.0	U	2.0	U				
Cobalt	1.0	1.0	U	0.0910	J				
Copper	2.0	2.0	U	2.0	U				
Lead	1.0	1.0	U	1.0	U				
Molybdenum	2.0	1.28	J	1.32	J				
Nickel	2.0	2.0	U	2.0	U				
Selenium	5.0	5.0	U	5.0	U				
Silver	1.0	1.0	U	0.0840	J				
Thallium	2.0	0.451	J	0.396	J				
Tungsten	10	0.796	J	0.802	J				
Vanadium	20	20	U	20	U				
Zinc	20	20	U	20	U				

Italicized analytes were not requested for this sequence.

3-IN
INSTRUMENT BLANKS
METALS

Lab Name: TestAmerica North Canton Job No.: 240-174-1

SDG No.:

Concentration Units: ug/L

Analyte	RL	ICB 240-5121/6 06/16/2011 10:42 Found	C	CCB 240-5121/52 06/16/2011 15:51 Found	C	CCB 240-5121/63 06/16/2011 17:07 Found	C	Found	C
Zinc	20	20	U	20	U	20	U		
Antimony	2.0	2.0	U	2.0	U	2.0	U		
Arsenic	5.0	5.0	U	5.0	U	5.0	U		
Barium	5.0	5.0	U	5.0	U	5.0	U		
Beryllium	1.0	1.0	U	1.0	U	1.0	U		
Cadmium	1.0	1.0	U	1.0	U	1.0	U		
Chromium	2.0	2.0	U	2.0	U	2.0	U		
Cobalt	1.0	1.0	U	1.0	U	1.0	U		
Copper	2.0	2.0	U	2.0	U	2.0	U		
Lead	1.0	1.0	U	1.0	U	1.0	U		
Molybdenum	2.0	1.16	J	1.47	J	1.36	J		
Nickel	2.0	2.0	U	2.0	U	2.0	U		
Selenium	5.0	5.0	U	5.0	U	5.0	U		
Silver	1.0	1.0	U	1.0	U	1.0	U		
Thallium	2.0	0.244	J	0.281	J	0.487	J		
Vanadium	20	20	U	20	U	20	U		

Zinc only

Italicized analytes were not requested for this sequence.

3-IN
INSTRUMENT BLANKS
METALS

Lab Name: TestAmerica North Canton Job No.: 240-174-1

SDG No.:

Concentration Units: ug/L

		ICB 240-5945/6 06/23/2011 16:47		CCB 240-5945/13 06/23/2011 17:26		CCB 240-5945/25 06/23/2011 18:32		CCB 240-5945/85 06/24/2011 00:12	
Analyte	RL	Found	C	Found	C	Found	C	Found	C
Lead	1.0	1.0	U	1.0	U	1.0	U	1.0	U
Antimony	2.0	2.0	U	2.0	U	2.0	U	2.0	U
Arsenic	5.0	5.0	U	5.0	U	5.0	U	5.0	U
Barium	5.0	5.0	U	5.0	U	5.0	U	5.0	U
Beryllium	1.0	1.0	U	1.0	U	1.0	U	1.0	U
Cadmium	1.0	1.0	U	1.0	U	1.0	U	1.0	U
Chromium	2.0	2.0	U	2.0	U	2.0	U	2.0	U
Cobalt	1.0	1.0	U	1.0	U	1.0	U	0.0790	J
Copper	2.0	2.0	U	2.0	U	2.0	U	2.0	U
Molybdenum	2.0	2.0	U	0.196	J	2.0	U	2.0	U
Nickel	2.0	2.0	U	2.0	U	2.0	U	2.0	U
Selenium	5.0	5.0	U	5.0	U	5.0	U	5.0	U
Silver	1.0	1.0	U	1.0	U	1.0	U	1.0	U
Thallium	2.0	0.156	J	0.140	J	0.166	J	0.307	J
Vanadium	20	20	U	20	U	20	U	20	U
Zinc	20	20	U	20	U	20	U	20	U

Lead only

Italicized analytes were not requested for this sequence.

3-IN
INSTRUMENT BLANKS
METALS

Lab Name: TestAmerica North Canton Job No.: 240-174-1

SDG No.:

Concentration Units: ug/L

		CCB 240-5945/94 06/24/2011 00:57							
Analyte	RL	Found	C	Found	C	Found	C	Found	C
Lead	1.0	1.0	U						
Antimony	2.0	2.0	U						
Arsenic	5.0	5.0	U						
Barium	5.0	5.0	U						
Beryllium	1.0	1.0	U						
Cadmium	1.0	1.0	U						
Chromium	2.0	2.0	U						
Cobalt	1.0	1.0	U						
Copper	2.0	2.0	U						
Molybdenum	2.0	2.0	U						
Nickel	2.0	2.0	U						
Selenium	5.0	5.0	U						
Silver	1.0	1.0	U						
Thallium	2.0	0.214	J						
Vanadium	20	20	U						
Zinc	20	20	U						

Italicized analytes were not requested for this sequence.

3-IN
INSTRUMENT BLANKS
METALS

Lab Name: TestAmerica North Canton Job No.: 240-174-1

SDG No.:

Concentration Units: ug/L

Analyte	RL	ICB 240-2555/8-A 05/25/2011 10:32 Found	C	CCB 240-2555/12-A 05/25/2011 10:36 Found	C	CCB 240-2555/12-A 05/25/2011 10:51 Found	C	CCB 240-2555/12-A 05/25/2011 11:07 Found	C
Mercury	0.20	0.20	U	0.20	U	0.20	U	0.20	U

Italicized analytes were not requested for this sequence.

3-IN
INSTRUMENT BLANKS
METALS

Lab Name: TestAmerica North Canton Job No.: 240-174-1

SDG No.:

Concentration Units: ug/L

		CCB 240-2555/12-A 05/25/2011 11:22		CCB 240-2555/12-A 05/25/2011 11:38		CCB 240-2555/12-A 05/25/2011 11:54		CCB 240-2555/12-A 05/25/2011 12:09	
Analyte	RL	Found	C	Found	C	Found	C	Found	C
Mercury	0.20	0.20	U	0.20	U	0.20	U	0.20	U

Italicized analytes were not requested for this sequence.

3-IN
METHOD BLANK
METALS - TOTAL RECOVERABLE

Lab Name: TestAmerica North Canton Job No.: 240-174-1

SDG No.:

Concentration Units: ug/L Lab Sample ID: MB 240-2063/1-A

Instrument Code: I8 Batch No.: 4700

CAS No.	Analyte	Concentration	C	Q	Method
7440-36-0	Antimony	2.0	U		6020
7440-38-2	Arsenic	5.0	U		6020
7440-39-3	Barium	1.40	J		6020
7440-41-7	Beryllium	1.0	U		6020
7440-43-9	Cadmium	1.0	U		6020
7440-47-3	Chromium	2.0	U		6020
7440-48-4	Cobalt	1.0	U		6020
7440-50-8	Copper	0.837	J		6020
7439-92-1	Lead	1.0	U		6020
7439-98-7	Molybdenum	2.0	U		6020
7440-02-0	Nickel	2.0	U		6020
7782-49-2	Selenium	5.0	U		6020
7440-22-4	Silver	1.0	U		6020
7440-28-0	Thallium	0.253	J		6020
7440-62-2	Vanadium	20	U		6020
7440-33-7	Tungsten	10	U		6020
7440-66-6	Zinc	9.87	J		6020

FORM III-IN

3-IN
METHOD BLANK
METALS - TOTAL RECOVERABLE

Lab Name: TestAmerica North Canton Job No.: 240-174-1

SDG No.:

Concentration Units: ug/L Lab Sample ID: MB 240-2134/1-A

Instrument Code: I8 Batch No.: 4599

CAS No.	Analyte	Concentration	C	Q	Method
7440-36-0	Antimony	2.0	U		6020
7440-38-2	Arsenic	5.0	U		6020
7440-39-3	Barium	1.28	J		6020
7440-41-7	Beryllium	1.0	U		6020
7440-43-9	Cadmium	1.0	U		6020
7440-47-3	Chromium	2.0	U		6020
7440-48-4	Cobalt	1.0	U		6020
7440-50-8	Copper	2.17			6020
7439-92-1	Lead	1.0	U		6020
7439-98-7	Molybdenum	2.0	U		6020
7440-02-0	Nickel	0.272	J		6020
7782-49-2	Selenium	5.0	U		6020
7440-22-4	Silver	1.0	U		6020
7440-28-0	Thallium	2.0	U		6020
7440-62-2	Vanadium	20	U		6020
7440-33-7	Tungsten	10	U		6020
7440-66-6	Zinc	45.1			6020

FORM III-IN

3-IN
METHOD BLANK
METALS - TOTAL RECOVERABLE

Lab Name: TestAmerica North Canton Job No.: 240-174-1

SDG No.:

Concentration Units: ug/L Lab Sample ID: MB 240-2327/1-A

Instrument Code: I8 Batch No.: 4599

CAS No.	Analyte	Concentration	C	Q	Method
7440-36-0	Antimony	2.0	U		6020
7440-38-2	Arsenic	5.0	U		6020
7440-39-3	Barium	1.36	J		6020
7440-41-7	Beryllium	1.0	U		6020
7440-43-9	Cadmium	1.0	U		6020
7440-47-3	Chromium	2.0	U		6020
7440-48-4	Cobalt	1.0	U		6020
7440-50-8	Copper	0.961	J		6020
7439-98-7	Molybdenum	0.418	J		6020
7440-02-0	Nickel	2.0	U		6020
7782-49-2	Selenium	5.0	U		6020
7440-22-4	Silver	1.0	U		6020
7440-28-0	Thallium	0.216	J		6020
7440-62-2	Vanadium	20	U		6020
7440-33-7	Tungsten	10	U		6020
7440-66-6	Zinc	27.0			6020

FORM III-IN

3-IN
METHOD BLANK
METALS - TOTAL RECOVERABLE

Lab Name: TestAmerica North Canton Job No.: 240-174-1

SDG No.:

Concentration Units: ug/L Lab Sample ID: MB 240-4782/1-A

Instrument Code: I8 Batch No.: 5121

CAS No.	Analyte	Concentration	C	Q	Method
7440-66-6	Zinc	3.89	J		6020

FORM III-IN

3-IN
METHOD BLANK
METALS - TOTAL RECOVERABLE

Lab Name: TestAmerica North Canton Job No.: 240-174-1

SDG No.:

Concentration Units: ug/L Lab Sample ID: MB 240-5116/1-A

Instrument Code: I8 Batch No.: 5945

CAS No.	Analyte	Concentration	C	Q	Method
7439-92-1	Lead	1.0	U		6020

FORM III-IN

3-IN
METHOD BLANK
METALS

Lab Name: TestAmerica North Canton Job No.: 240-174-1

SDG No.:

Concentration Units: ug/L Lab Sample ID: MB 240-2067/1-A

Instrument Code: H1 Batch No.: 2610

CAS No.	Analyte	Concentration	C	Q	Method
7439-97-6	Mercury	0.20	U		7470A

FORM III-IN

3-IN
METHOD BLANK
METALS

Lab Name: TestAmerica North Canton Job No.: 240-174-1

SDG No.:

Concentration Units: ug/L Lab Sample ID: MB 240-2136/1-A

Instrument Code: H1 Batch No.: 2610

CAS No.	Analyte	Concentration	C	Q	Method
7439-97-6	Mercury	0.20	U		7470A

FORM III-IN

3-IN
METHOD BLANK
METALS

Lab Name: TestAmerica North Canton Job No.: 240-174-1

SDG No.:

Concentration Units: ug/L Lab Sample ID: MB 240-2329/1-A

Instrument Code: H1 Batch No.: 2610

CAS No.	Analyte	Concentration	C	Q	Method
7439-97-6	Mercury	0.20	U		7470A

FORM III-IN

4A-IN
INTERFERENCE CHECK STANDARD
METALS

Lab Name: TestAmerica North Canton Job No.: 240-174-1

SDG No.:

Lab Sample ID: ICSA 240-4700/8 Instrument ID: I8

Lab File ID: I80611A.csv ICS Source: MTMSICSAW_00005

Concentration Units: ug/L

Analyte	True Solution A	Found Solution A	Percent Recovery
Antimony		**0.127**	
Arsenic		**0.325**	
Barium		**0.0980**	
Beryllium		**0.0150**	
Cadmium		**-0.0260**	
Chromium		**1.21**	
Cobalt		**0.0930**	
Copper		**0.286**	
Lead		**0.0640**	
Molybdenum	**1000**	**1005**	**101**
Nickel		**0.483**	
Selenium		**0.163**	
Silver		**0.0890**	
Thallium		**0.0120**	
Tungsten		**0.0820**	
Vanadium		**0.105**	
Zinc		**0.956**	
Aluminum	*50000*	*48920*	*98*
Boron		*1.36*	
Calcium	*50000*	*51000*	*102*
Iron	*50000*	*50730*	*101*
Magnesium	*50000*	*49940*	*100*
Manganese		*0.127*	
Potassium	*50000*	*61520*	*123*
Sodium	*50000*	*52460*	*105*
Strontium		*2.18*	
Tin		*0.0980*	
Titanium	*1000*	*1027*	*103*

Calculations are performed before rounding to avoid round-off errors in calculated results.

FORM IVA-IN

4A-IN
INTERFERENCE CHECK STANDARD
METALS

Lab Name: TestAmerica North Canton Job No.: 240-174-1

SDG No.:

Lab Sample ID: ICSAB 240-4700/9 Instrument ID: I8

Lab File ID: I80611A.csv ICS Source: MTMSICSABW_00005

Concentration Units: ug/L

Analyte	True Solution AB	Found Solution AB	Percent Recovery
Antimony	**100**	**103**	**103**
Arsenic	**100**	**99.3**	**99**
Barium	**100**	**103**	**103**
Beryllium	**100**	**104**	**104**
Cadmium	**100**	**104**	**104**
Chromium	**100**	**103**	**103**
Cobalt	**100**	**102**	**102**
Copper	**100**	**99.0**	**99**
Lead	**100**	**98.3**	**98**
Molybdenum	**1100**	**1137**	**103**
Nickel	**100**	**102**	**102**
Selenium	**100**	**101**	**101**
Silver	**100**	**102**	**102**
Thallium	**100**	**104**	**104**
Tungsten	**100**	**107**	**107**
Vanadium	**100**	**103**	**103**
Zinc	**100**	**103**	**103**
Aluminum	*50000*	*49110*	*98*
Boron	*100*	*103*	*103*
Calcium	*50000*	*51590*	*103*
Iron	*50000*	*51190*	*102*
Magnesium	*50000*	*50310*	*101*
Manganese	*100*	*110*	*110*
Potassium	*50000*	*62660*	*125*
Sodium	*50000*	*52970*	*106*
Strontium	*100*	*97.1*	*97*
Tin	*100*	*102*	*102*
Titanium	*1100*	*1132*	*103*

Calculations are performed before rounding to avoid round-off errors in calculated results.

FORM IVA-IN

4A-IN
INTERFERENCE CHECK STANDARD
METALS

Lab Name: TestAmerica North Canton Job No.: 240-174-1

SDG No.:

Lab Sample ID: ICSA 240-4599/8 Instrument ID: I8

Lab File ID: I80613A.csv ICS Source: MTMSICSAW_00005

Concentration Units: ug/L

Analyte	True Solution A	Found Solution A	Percent Recovery
Antimony		**0.157**	
Arsenic		**0.544**	
Barium		**0.0870**	
Beryllium		**0.0120**	
Cadmium		**-0.0840**	
Chromium		**1.25**	
Cobalt		**0.102**	
Copper		**0.267**	
Lead		**0.0840**	
Molybdenum	**1000**	**1021**	**102**
Nickel		**0.551**	
Selenium		**0.0750**	
Silver		**0.105**	
Thallium		**0.0900**	
Tungsten		**0.412**	
Vanadium		**0.169**	
Zinc		**1.77**	
Aluminum	*50000*	*49410*	*99*
Boron		*0.445*	
Calcium	*50000*	*50820*	*102*
Iron	*50000*	*50410*	*101*
Magnesium	*50000*	*50700*	*101*
Manganese		*0.228*	
Potassium	*50000*	*61310*	*123*
Sodium	*50000*	*52070*	*104*
Strontium		*2.19*	
Tin		*0.198*	
Titanium	*1000*	*1049*	*105*

Calculations are performed before rounding to avoid round-off errors in calculated results.

FORM IVA-IN

4A-IN
INTERFERENCE CHECK STANDARD
METALS

Lab Name: TestAmerica North Canton Job No.: 240-174-1

SDG No.:

Lab Sample ID: ICSAB 240-4599/9 Instrument ID: I8

Lab File ID: I80613A.csv ICS Source: MTMSICSABW_00005

Concentration Units: ug/L

Analyte	True Solution AB	Found Solution AB	Percent Recovery
Antimony	**100**	**104**	**104**
Arsenic	**100**	**100.0**	**100**
Barium	**100**	**102**	**102**
Beryllium	**100**	**103**	**103**
Cadmium	**100**	**102**	**102**
Chromium	**100**	**102**	**102**
Cobalt	**100**	**98.3**	**98**
Copper	**100**	**98.0**	**98**
Lead	**100**	**96.1**	**96**
Molybdenum	**1100**	**1138**	**103**
Nickel	**100**	**100**	**100**
Selenium	**100**	**99.5**	**100**
Silver	**100**	**101**	**101**
Thallium	**100**	**107**	**107**
Tungsten	**100**	**107**	**107**
Vanadium	**100**	**103**	**103**
Zinc	**100**	**102**	**102**
Aluminum	*50000*	*48580*	*97*
Boron	*100*	*102*	*102*
Calcium	*50000*	*51120*	*102*
Iron	*50000*	*49840*	*100*
Magnesium	*50000*	*49920*	*100*
Manganese	*100*	*112*	*112*
Potassium	*50000*	*61950*	*124*
Sodium	*50000*	*51690*	*103*
Strontium	*100*	*97.3*	*97*
Tin	*100*	*102*	*102*
Titanium	*1100*	*1129*	*103*

Calculations are performed before rounding to avoid round-off errors in calculated results.

FORM IVA-IN

4A-IN
INTERFERENCE CHECK STANDARD
METALS

Lab Name: TestAmerica North Canton Job No.: 240-174-1

SDG No.:

Lab Sample ID: ICSA 240-5121/9 Instrument ID: I8

Lab File ID: I80616A.csv ICS Source: MTMSICSAW_00006

Concentration Units: ug/L

Analyte	True Solution A	Found Solution A	Percent Recovery
Zinc		**1.04**	
Aluminum	*50000*	*50620*	*101*
Antimony		*0.152*	
Arsenic		*0.430*	
Barium		*0.0930*	
Beryllium		*0.0150*	
Boron		*-2.34*	
Cadmium		*-0.182*	
Calcium	*50000*	*51440*	*103*
Chromium		*0.841*	
Cobalt		*0.0990*	
Copper		*0.415*	
Iron	*50000*	*51310*	*103*
Lead		*0.0790*	
Magnesium	*50000*	*51780*	*104*
Manganese		*0.147*	
Molybdenum	*1000*	*1006*	*101*
Nickel		*0.633*	
Potassium	*50000*	*52680*	*105*
Selenium		*0.0250*	
Silver		*0.0460*	
Sodium	*50000*	*52970*	*106*
Thallium		*0.0770*	
Titanium	*1000*	*1046*	*105*
Vanadium		*0.157*	

Calculations are performed before rounding to avoid round-off errors in calculated results.

FORM IVA-IN

4A-IN
INTERFERENCE CHECK STANDARD
METALS

Lab Name: TestAmerica North Canton Job No.: 240-174-1

SDG No.:

Lab Sample ID: ICSAB 240-5121/10 Instrument ID: I8

Lab File ID: I80616A.csv ICS Source: MTMSICSABW_00006

Concentration Units: ug/L

Analyte	True Solution AB	Found Solution AB	Percent Recovery
Zinc	**100**	**104**	**104**
Aluminum	*50000*	*49920*	*100*
Antimony	*100*	*105*	*105*
Arsenic	*100*	*103*	*103*
Barium	*100*	*105*	*105*
Beryllium	*100*	*107*	*107*
Boron	*100*	*99.6*	*100*
Cadmium	*100*	*105*	*105*
Calcium	*50000*	*51680*	*103*
Chromium	*100*	*106*	*106*
Cobalt	*100*	*104*	*104*
Copper	*100*	*103*	*103*
Iron	*50000*	*51690*	*103*
Lead	*100*	*100.0*	*100*
Magnesium	*50000*	*51790*	*104*
Manganese	*100*	*115*	*115*
Molybdenum	*1100*	*1135*	*103*
Nickel	*100*	*105*	*105*
Potassium	*50000*	*52480*	*105*
Selenium	*100*	*103*	*103*
Silver	*100*	*105*	*105*
Sodium	*50000*	*53100*	*106*
Thallium	*100*	*107*	*107*
Titanium	*1100*	*1151*	*105*
Vanadium	*100*	*106*	*106*

Calculations are performed before rounding to avoid round-off errors in calculated results.

FORM IVA-IN

4A-IN
INTERFERENCE CHECK STANDARD
METALS

Lab Name: TestAmerica North Canton Job No.: 240-174-1

SDG No.:

Lab Sample ID: ICSA 240-5945/8 Instrument ID: I8

Lab File ID: I80623A.csv ICS Source: MTMSICSAW_00005

Concentration Units: ug/L

Analyte	True Solution A	Found Solution A	Percent Recovery
Lead		**0.0680**	
Aluminum	*50000*	*48830*	*98*
Antimony		*0.146*	
Arsenic		*0.641*	
Barium		*0.0820*	
Beryllium		*-0.0040*	
Boron		*0.0200*	
Cadmium		*-0.0930*	
Calcium	*50000*	*50410*	*101*
Chromium		*1.29*	
Cobalt		*0.0740*	
Copper		*0.129*	
Iron	*50000*	*50690*	*101*
Magnesium	*50000*	*51550*	*103*
Manganese		*0.146*	
Molybdenum	*1000*	*999*	*100*
Nickel		*0.456*	
Potassium	*50000*	*60040*	*120*
Selenium		*0.0700*	
Silver		*0.0980*	
Sodium	*50000*	*52150*	*104*
Strontium		*2.16*	
Thallium		*0.0150*	
Tin		*0.0520*	
Titanium	*1000*	*1005*	*101*
Vanadium		*-0.130*	
Zinc		*-1.27*	

Calculations are performed before rounding to avoid round-off errors in calculated results.

FORM IVA-IN

4A-IN
INTERFERENCE CHECK STANDARD
METALS

Lab Name: TestAmerica North Canton Job No.: 240-174-1

SDG No.:

Lab Sample ID: ICSAB 240-5945/9 Instrument ID: I8

Lab File ID: I80623A.csv ICS Source: MTMSICSABW_00005

Concentration Units: ug/L

Analyte	True Solution AB	Found Solution AB	Percent Recovery
Lead	**100**	**96.7**	**97**
Aluminum	*50000*	*48690*	*97*
Antimony	*100*	*101*	*101*
Arsenic	*100*	*102*	*102*
Barium	*100*	*102*	*102*
Beryllium	*100*	*105*	*105*
Boron	*100*	*101*	*101*
Cadmium	*100*	*104*	*104*
Calcium	*50000*	*49970*	*100*
Chromium	*100*	*103*	*103*
Cobalt	*100*	*102*	*102*
Copper	*100*	*101*	*101*
Iron	*50000*	*50620*	*101*
Magnesium	*50000*	*51260*	*103*
Manganese	*100*	*104*	*104*
Molybdenum	*1100*	*1123*	*102*
Nickel	*100*	*103*	*103*
Potassium	*50000*	*60930*	*122*
Selenium	*100*	*101*	*101*
Silver	*100*	*102*	*102*
Sodium	*50000*	*52670*	*105*
Strontium	*100*	*97.6*	*98*
Thallium	*100*	*102*	*102*
Tin	*100*	*99.2*	*99*
Titanium	*1100*	*1102*	*100*
Vanadium	*100*	*103*	*103*
Zinc	*100*	*101*	*101*

Calculations are performed before rounding to avoid round-off errors in calculated results.

FORM IVA-IN

5A-IN
MATRIX SPIKE SAMPLE RECOVERY
METALS

Client ID: MW15S-051611 MS | Lab ID: 240-174-2 MS

Lab Name: TestAmerica North Canton | Job No.: 240-174-1

SDG No.:

Matrix: Water | Concentration Units: ug/L

% Solids:

Analyte	SSR C	Sample Result (SR) C	Spike Added (SA)	%R	Control Limit %R	Q	Method
Mercury	0.832	0.20 U	1.00	83	69-134		7470A

SSR = Spiked Sample Result

Calculations are performed before rounding to avoid round-off errors in calculated results.

FORM VA - IN

5A-IN
MATRIX SPIKE SAMPLE RECOVERY
METALS

Client ID: MW16S-051811 MS | Lab ID: 240-271-2 MS

Lab Name: TestAmerica North Canton | Job No.: 240-174-1

SDG No.:

Matrix: Water | Concentration Units: ug/L

% Solids:

Analyte	SSR	C	Sample Result (SR)	C	Spike Added (SA)	%R	Control Limit %R	Q	Method
Mercury	0.665		0.20	U	1.00	66	69-134	F	7470A

SSR = Spiked Sample Result

Calculations are performed before rounding to avoid round-off errors in calculated results.

FORM VA - IN

5A-IN
MATRIX SPIKE SAMPLE RECOVERY
METALS - TOTAL RECOVERABLE

Client ID: MW16S-051811 MS
Lab ID: 240-271-2 MS
Lab Name: TestAmerica North Canton
Job No.: 240-174-1
SDG No.:
Matrix: Water
Concentration Units: ug/L
% Solids:

Analyte	SSR	C	Sample Result (SR)	C	Spike Added (SA)	%R	Control Limit %R	Q	Method
Antimony	110		0.15	J	100	109	44-153		6020
Arsenic	990		2.7	J	1000	99	82-123		6020
Barium	1080		38		1000	104	45-144		6020
Beryllium	977		0.83	J	1000	98	77-124		6020
Cadmium	1000		1.0	U	1000	100	78-117		6020
Chromium	943		2.9		1000	94	72-110		6020
Cobalt	998		66		1000	93	67-114		6020
Copper	917		2.0	U	1000	92	60-123		6020
Molybdenum	103		2.2		100	101	80-110		6020
Nickel	997		76		1000	92	72-111		6020
Selenium	979		5.0	U	1000	98	72-148		6020
Silver	97.8		1.0	U	100	98	10-139		6020
Thallium	1020		1.0	J	1000	102	69-117		6020
Vanadium	968		2.5	J	1000	97	70-112		6020
Tungsten	111		1.3	J	100	109	43-133		6020
Zinc	948		17	J	1000	93	49-156		6020

SSR = Spiked Sample Result

Calculations are performed before rounding to avoid round-off errors in calculated results.

FORM VA - IN

6-IN
DUPLICATES
METALS

Client ID: MW15S-051611 DU | Lab ID: 240-174-2 DU

Lab Name: TestAmerica North Canton | Job No.: 240-174-1

SDG No.:

% Solids for Sample: | % Solids for Duplicate:

Matrix: Water | Concentration Units: ug/L

Analyte	Control Limit	Sample (S)	C	Duplicate (D)	C	RPD	Q	Method
Mercury	0.20	0.20	U	0.20	U	NC		7470A

Calculations are performed before rounding to avoid round-off errors in calculated results.

FORM VI-IN

6-IN
DUPLICATES
METALS

Client ID: MW16S-051811 DU | Lab ID: 240-271-2 DU

Lab Name: TestAmerica North Canton | Job No.: 240-174-1

SDG No.:

% Solids for Sample: | % Solids for Duplicate:

Matrix: Water | Concentration Units: ug/L

Analyte	Control Limit	Sample (S)	C	Duplicate (D)	C	RPD	Q	Method
Mercury	0.20	0.20	U	0.20	U	NC		7470A

Calculations are performed before rounding to avoid round-off errors in calculated results.

FORM VI-IN

6-IN
DUPLICATES
METALS - TOTAL RECOVERABLE

Client ID: MW16S-051811 DU | Lab ID: 240-271-2 DU

Lab Name: TestAmerica North Canton | Job No.: 240-174-1

SDG No.:

% Solids for Sample: | % Solids for Duplicate:

Matrix: Water | Concentration Units: ug/L

Analyte	Control Limit	Sample (S)	C	Duplicate (D)	C	RPD	Q	Method
Antimony	2.0	0.15	J	2.0	U	NC		6020
Arsenic	5.0	2.7	J	2.67	J	0.500		6020
Barium	5.0	38		37.6		1.00		6020
Beryllium	1.0	0.83	J	0.812	J	2.00		6020
Cadmium	1.0	1.0	U	1.0	U	NC		6020
Chromium	2.0	2.9		2.77		3.00		6020
Cobalt	1.0	66		64.9		1.00		6020
Copper	2.0	2.0	U	2.0	U	NC		6020
Molybdenum	2.0	2.2		0.548	J	120	JL	6020
Nickel	2.0	76		75.4		1.00		6020
Selenium	5.0	5.0	U	5.0	U	NC		6020
Silver	1.0	1.0	U	1.0	U	NC		6020
Thallium	2.0	1.0	J	0.297	J	109		6020
Vanadium	20	2.5	J	2.63	J	7.00		6020
Tungsten	10	1.3	J	10	U	NC		6020
Zinc	20	17	J	16.1	J	3.00		6020

Calculations are performed before rounding to avoid round-off errors in calculated results.

FORM VI-IN

7A-IN
LAB CONTROL SAMPLE
METALS - TOTAL RECOVERABLE

Lab ID: LCS 240-2134/2-A

Lab Name: TestAmerica North Canton Job No.: 240-174-1

Sample Matrix: Water LCS Source: MTICPMSB_00002

Water(ug/L)

Analyte	True	Found	C	%R	Limits		Q	Method
Antimony	100	99.4		99	80	120		6020
Arsenic	100	94.7		95	80	120		6020
Barium	100	95.6		96	80	120		6020
Beryllium	100	99.9		100	80	120		6020
Cadmium	100	100		100	80	120		6020
Chromium	100	91.7		92	80	120		6020
Cobalt	100	94.5		95	80	120		6020
Copper	100	95.4		95	80	120		6020
Lead	100	88.0		88	80	120		6020
Molybdenum	100	91.3		91	80	120		6020
Nickel	100	96.4		96	80	120		6020
Selenium	100	99.6		100	80	120		6020
Silver	100	98.7		99	80	120		6020
Thallium	100	94.2		94	80	120		6020
Vanadium	100	91.7		92	80	120		6020
Tungsten	100	92.9		93	80	120		6020
Zinc	1000	978		98	80	120		6020

Calculations are performed before rounding to avoid round-off errors in calculated results.

FORM VIIA - IN

7A-IN
LAB CONTROL SAMPLE
METALS - TOTAL RECOVERABLE

Lab ID: LCS 240-2327/2-A

Lab Name: TestAmerica North Canton Job No.: 240-174-1

Sample Matrix: Water LCS Source: MTICPMSB_00003

Analyte	Water(ug/L) True	Found	C	%R	Limits		Q	Method
Antimony	100	95.2		95	80	120		6020
Arsenic	1000	904		90	80	120		6020
Barium	1000	881		88	80	120		6020
Beryllium	1000	903		90	80	120		6020
Cadmium	1000	943		94	80	120		6020
Chromium	1000	861		86	80	120		6020
Cobalt	1000	868		87	80	120		6020
Copper	1000	889		89	80	120		6020
Molybdenum	100	87.7		88	80	120		6020
Nickel	1000	885		88	80	120		6020
Selenium	1000	939		94	80	120		6020
Silver	100	93.1		93	80	120		6020
Thallium	1000	853		85	80	120		6020
Vanadium	1000	859		86	80	120		6020
Tungsten	100	88.3		88	80	120		6020
Zinc	1000	960		96	80	120		6020

Calculations are performed before rounding to avoid round-off errors in calculated results.

FORM VIIA - IN

7A-IN
LAB CONTROL SAMPLE
METALS - TOTAL RECOVERABLE

Lab ID: LCS 240-2063/2-A

Lab Name: TestAmerica North Canton Job No.: 240-174-1

Sample Matrix: Water LCS Source: MTICPMSB_00002

Water(ug/L)

Analyte	True	Found	C	%R	Limits		Q	Method
Antimony	100	96.4		96	80	120		6020
Arsenic	100	97.6		98	80	120		6020
Barium	100	93.3		93	80	120		6020
Beryllium	100	101		101	80	120		6020
Cadmium	100	102		102	80	120		6020
Chromium	100	93.1		93	80	120		6020
Cobalt	100	96.5		97	80	120		6020
Copper	100	98.7		99	80	120		6020
Lead	100	88.3		88	80	120		6020
Molybdenum	100	92.7		93	80	120		6020
Nickel	100	98.4		98	80	120		6020
Selenium	100	99.0		99	80	120		6020
Silver	100	101		101	80	120		6020
Thallium	100	90.9		91	80	120		6020
Vanadium	100	92.0		92	80	120		6020
Tungsten	100	91.4		91	80	120		6020
Zinc	1000	1020		102	80	120		6020

Calculations are performed before rounding to avoid round-off errors in calculated results.

FORM VIIA - IN

7A-IN
LAB CONTROL SAMPLE
METALS - TOTAL RECOVERABLE

Lab ID: LCS 240-4782/2-A

Lab Name: TestAmerica North Canton Job No.: 240-174-1

Sample Matrix: Water LCS Source: MTICPMSA_00003

Water(ug/L)

Analyte	True	Found	C	%R	Limits		Q	Method
Zinc	1000	1000		100	80	120		6020

Calculations are performed before rounding to avoid round-off errors in calculated results.

FORM VIIA - IN

7A-IN
LAB CONTROL SAMPLE
METALS - TOTAL RECOVERABLE

Lab ID: LCS 240-5116/2-A

Lab Name: TestAmerica North Canton Job No.: 240-174-1

Sample Matrix: Water LCS Source: MTICPMSA_00003

Water(ug/L)

Analyte	True	Found	C	%R	Limits		Q	Method
Lead	1000	842		84	80	120		6020

Calculations are performed before rounding to avoid round-off errors in calculated results.

FORM VIIA - IN

7A-IN
LAB CONTROL SAMPLE
METALS

Lab ID: LCS 240-2136/2-A

Lab Name: TestAmerica North Canton Job No.: 240-174-1

Sample Matrix: Water LCS Source: MTHGICVW_00030

Analyte	Water(ug/L) True	Found	C	%R	Limits		Q	Method
Mercury	5.00	4.81		96	81	123		7470A

Calculations are performed before rounding to avoid round-off errors in calculated results.

FORM VIIA - IN

7A-IN
LAB CONTROL SAMPLE
METALS

Lab ID: LCS 240-2067/2-A

Lab Name: TestAmerica North Canton Job No.: 240-174-1

Sample Matrix: Water LCS Source: MTHGICVW_00029

Analyte	Water(ug/L)							
	True	Found	C	%R	Limits		Q	Method
Mercury	5.00	5.04		101	81	123		7470A

Calculations are performed before rounding to avoid round-off errors in calculated results.

FORM VIIA - IN

7A-IN
LAB CONTROL SAMPLE
METALS

Lab ID: LCS 240-2329/2-A

Lab Name: TestAmerica North Canton Job No.: 240-174-1

Sample Matrix: Water LCS Source: MTHGICVW_00033

Analyte	Water(ug/L)						
	True	Found	C	%R	Limits	Q	Method
Mercury	5.00	5.57		111	81 123		7470A

Calculations are performed before rounding to avoid round-off errors in calculated results.

FORM VIIA - IN

8-IN
ICP-AES AND ICP-MS SERIAL DILUTIONS
METALS - TOTAL RECOVERABLE

Lab ID: 240-271-2

SDG No:

Lab Name: TestAmerica North Canton Job No: 240-174-1

Matrix: Water Concentration Units: ug/L

Analyte	Initial Sample Result (I)	C	Serial Dilution Result (S)	C	% Difference	Q	Method
Antimony	0.15	J	10	U	NC		6020
Arsenic	2.7	J	2.32	J	NC		6020
Barium	✓ 38		39.3		3.42 NC		6020
Beryllium	0.83	J	1.04	J	NC		6020
Cadmium	1.0	U	5.0	U	NC		6020
Chromium	2.9		10	U	NC		6020
Cobalt	✓ 66		67.3		1.97 NC		6020
Copper	2.0	U	10	U	NC		6020
Lead	0.36	J	5.0	U	NC		6020
Molybdenum	2.2		2.45	J	NC		6020
Nickel	✓ 76		80.3		5.66 NC		6020
Selenium	5.0	U	25	U	NC		6020
Silver	1.0	U	5.0	U	NC		6020
Thallium	1.0	J	1.96	J	NC		6020
Vanadium	2.5	J	3.12	J	NC		6020
Tungsten	1.3	J	50	U	NC		6020
Zinc	17	J	23.1	J	NC		6020

Calculations are performed before rounding to avoid round-off errors in calculated results.

FORM VIII-IN

9-IN
DETECTION LIMITS
METALS - TOTAL RECOVERABLE

Lab Name: TestAmerica North Canton Job Number: 240-174-1

SDG Number:

Matrix: Water Instrument ID: I8

Method: 6020 MDL Date: 02/09/2010 15:53

Prep Method: 3005A

Analyte	Wavelength/ Mass	RL (ug/L)	MDL (ug/L)
Antimony	121.00	2	0.13
Arsenic	75.00	5	0.4
Barium	137.00	5	0.19
Beryllium	9.00	1	0.2
Cadmium	111.00	1	0.13
Chromium	52.00	2	0.71
Cobalt	59.00	1	0.058
Copper	65.00	2	0.29
Lead	208.00	1	0.18
Molybdenum	95.00	2	0.093
Nickel	60.00	2	0.2
Selenium	78.00	5	0.57
Silver	107.00	1	0.08
Thallium	205.00	2	0.14
Tungsten	182.00	10	0.37
Vanadium	51.00	20	0.44
Zinc	66.00	20	2.3

9-IN
DETECTION LIMITS
METALS - DISSOLVED

Lab Name: TestAmerica North Canton Job Number: 240-174-1

SDG Number:

Matrix: Water Instrument ID: I8

Method: 6020 MDL Date: 02/09/2010 15:53

Prep Method: 3005A

Analyte	Wavelength/ Mass	RL (ug/L)	MDL (ug/L)
Antimony	121.00	2	0.13
Arsenic	75.00	5	0.4
Barium	137.00	5	0.19
Beryllium	9.00	1	0.2
Cadmium	111.00	1	0.13
Chromium	52.00	2	0.71
Cobalt	59.00	1	0.058
Copper	65.00	2	0.29
Lead	208.00	1	0.18
Molybdenum	95.00	2	0.093
Nickel	60.00	2	0.2
Selenium	78.00	5	0.57
Silver	107.00	1	0.08
Thallium	205.00	2	0.14
Tungsten	182.00	10	0.37
Vanadium	51.00	20	0.44
Zinc	66.00	20	2.3

9-IN
DETECTION LIMITS
METALS

Lab Name: TestAmerica North Canton Job Number: 240-174-1

SDG Number:

Matrix: Water Instrument ID: H1

Method: 7470A MDL Date: 02/08/2010 16:06

Prep Method: 7470A

Analyte	Wavelength/ Mass	RL (ug/L)	MDL (ug/L)
Mercury	253.7	0.2	0.12

9-IN
DETECTION LIMITS
METALS - DISSOLVED

Lab Name: TestAmerica North Canton Job Number: 240-174-1

SDG Number:

Matrix: Water Instrument ID: H1

Method: 7470A MDL Date: 02/08/2010 16:06

Prep Method: 7470A

Analyte	Wavelength/ Mass	RL (ug/L)	MDL (ug/L)
Mercury	253.7	0.2	0.12

12-IN
PREPARATION LOG
METALS

Lab Name: TestAmerica North Canton Job No.: 240-174-1

SDG No.:

Prep Method: 7470A

Lab Sample ID	Preparation Date	Prep Batch	Initial Weight	Initial Volume (mL)	Final Volume (mL)
MB 240-2067/1-A	05/18/2011 09:10	2067		100	100
LCS 240-2067/2-A	05/18/2011 09:10	2067		100	100
240-174-2	05/18/2011 09:10	2067		100	100
240-174-2 DU	05/18/2011 09:10	2067		100	100
240-174-2 MS	05/18/2011 09:10	2067		100	100
240-174-2	05/18/2011 09:10	2067		100	100
240-174-3	05/18/2011 09:10	2067		100	100
240-174-3	05/18/2011 09:10	2067		100	100
240-174-4	05/18/2011 09:10	2067		100	100
240-174-4	05/18/2011 09:10	2067		100	100

FORM XII-IN

12-IN
PREPARATION LOG
METALS

Lab Name: TestAmerica North Canton Job No.: 240-174-1

SDG No.:

Prep Method: 7470A

Lab Sample ID	Preparation Date	Prep Batch	Initial Weight	Initial Volume (mL)	Final Volume (mL)
MB 240-2136/1-A	05/19/2011 09:05	2136		100	100
LCS 240-2136/2-A	05/19/2011 09:05	2136		100	100
240-209-2	05/19/2011 09:05	2136		100	100
240-209-2	05/19/2011 09:05	2136		100	100
240-209-3	05/19/2011 09:05	2136		100	100
240-209-3	05/19/2011 09:05	2136		100	100
240-209-4	05/19/2011 09:05	2136		100	100
240-209-4	05/19/2011 09:05	2136		100	100

FORM XII-IN

12-IN
PREPARATION LOG
METALS

Lab Name: TestAmerica North Canton Job No.: 240-174-1

SDG No.:

Prep Method: 7470A

Lab Sample ID	Preparation Date	Prep Batch	Initial Weight	Initial Volume (mL)	Final Volume (mL)
MB 240-2329/1-A	05/23/2011 13:00	2329		100	100
LCS 240-2329/2-A	05/23/2011 13:00	2329		100	100
240-271-2	05/23/2011 13:00	2329		100	100
240-271-2 DU	05/23/2011 13:00	2329		100	100
240-271-2 MS	05/23/2011 13:00	2329		100	100
240-271-2	05/23/2011 13:00	2329		100	100
240-271-3	05/23/2011 13:00	2329		100	100
240-271-3	05/23/2011 13:00	2329		100	100
240-271-4	05/23/2011 13:00	2329		100	100
240-271-4	05/23/2011 13:00	2329		100	100

FORM XII-IN

12-IN
PREPARATION LOG
METALS

Lab Name: TestAmerica North Canton Job No.: 240-174-1

SDG No.:

Prep Method: 7470A

Lab Sample ID	Preparation Date	Prep Batch	Initial Weight	Initial Volume (mL)	Final Volume (mL)
MRL 240-2555/9-A	05/25/2011 07:30	2555		100	100

FORM XII-IN

15-IN
ICP-MS INTERNAL STANDARDS RELATIVE INTENSITY SUMMARY
METALS

Lab Name: TestAmerica North Canton Job No.: 240-174-1

SDG No.:

ICP-MS Instrument ID: I8 Start Date: 06/11/2011 End Date: 06/11/2011

Lab Sample ID	Time	Internal Standards %RI For: Element Li	Q	Element Sc	Q	Element Sc	Q	Element Ge	Q	Element In	Q
STD2 240-4700/2 IC	10:17	102		101		100		94		97	
STD3 240-4700/3 IC	10:24	95		94		93		88		93	
STD4 240-4700/4 IC	10:31	95		96		99		101		99	
ICV 240-4700/5	10:36	101		100		99		96		99	
ICB 240-4700/6	10:43	96		97		99		99		100	
CRI 240-4700/7	10:48	99		100		101		98		101	
ICSA 240-4700/8	10:52	94		91		93		94		97	
ICSAB 240-4700/9	10:57	95		91		96		98		100	
CCV 240-4700/32	13:07	99		93		97		94		98	
CCB 240-4700/33	13:14	96		93		97		97		100	
MB 240-2063/1-A	13:21	91		91		94		95		97	
LCS 240-2063/2-A	13:28	90		89		92		89		95	
240-174-2	14:01	93		90		101		103		106	
240-174-2	14:07	93		89		101		104		106	
240-174-3	14:12	108		100		115		118		117	
CCV 240-4700/44	14:22	106		95		110		107		111	
CCB 240-4700/45	14:29	103		94		110		112		113	

FORM XV - IN

15-IN
ICP-MS INTERNAL STANDARDS RELATIVE INTENSITY SUMMARY
METALS

Lab Name: TestAmerica North Canton Job No.: 240-174-1

SDG No.:

ICP-MS Instrument ID: I8 Start Date: 06/11/2011 End Date: 06/11/2011

Lab Sample ID	Time	Internal Standards %RI For: Element Tb	Q	Element Ho	Q	Element Bi	Q	Element	Q	Element	Q
STD2 240-4700/2 IC	10:17					92					
STD3 240-4700/3 IC	10:24					85					
STD4 240-4700/4 IC	10:31					101					
ICV 240-4700/5	10:36					93					
ICB 240-4700/6	10:43					100					
CRI 240-4700/7	10:48					101					
ICSA 240-4700/8	10:52					92					
ICSAB 240-4700/9	10:57					96					
CCV 240-4700/32	13:07					95					
CCB 240-4700/33	13:14					103					
MB 240-2063/1-A	13:21					101					
LCS 240-2063/2-A	13:28					97					
240-174-2	14:01					109					
240-174-2	14:07					109					
240-174-3	14:12					119					
CCV 240-4700/44	14:22					107					
CCB 240-4700/45	14:29					119					

FORM XV - IN

15-IN
ICP-MS INTERNAL STANDARDS RELATIVE INTENSITY SUMMARY
METALS

Lab Name: TestAmerica North Canton Job No.: 240-174-1

SDG No.:

ICP-MS Instrument ID: I8 Start Date: 06/13/2011 End Date: 06/13/2011

		Internal Standards %RI For:									
Lab Sample ID	Time	Element Li	Q	Element Sc	Q	Element Sc	Q	Element Ge	Q	Element In	Q
STD2 240-4599/2 IC	09:56	95		91		92		88		92	
STD3 240-4599/3 IC	10:02	89		86		88		83		87	
STD4 240-4599/4 IC	10:08	90		89		91		94		95	
ICV 240-4599/5	10:13	92		89		90		87		91	
ICB 240-4599/6	10:19	90		89		91		92		93	
CRI 240-4599/7	10:24	93		91		93		90		94	
ICSA 240-4599/8	10:29	85		81		85		86		89	
ICSAB 240-4599/9	10:34	88		82		88		89		92	
CCV 240-4599/36	12:53	94		93		99		96		100	
CCB 240-4599/37	13:00	92		93		100		100		103	
240-174-3	13:30	86		89		100		102		102	
240-174-4	13:35	95		98		104		107		105	
240-174-4	13:39	96		99		103		106		105	
MB 240-2134/1-A	13:44	93		95		97		100		101	
LCS 240-2134/2-A	13:49	92		92		96		95		99	
CCV 240-4599/48	14:00	96		90		98		94		98	
CCB 240-4599/49	14:07	92		90		99		99		101	
240-209-2	14:35	90		78		100		100		103	
240-209-2	14:40	85		75		100		101		103	
240-209-3	14:45	87		76		103		104		109	
240-209-3	14:50	88		76		104		104		109	
240-209-4	14:54	91		78		104		108		109	
240-209-4	14:59	92		80		101		104		105	
CCV 240-4599/60	15:04	94		82		101		97		102	
CCB 240-4599/61	15:11	90		83		98		99		101	
MB 240-2327/1-A	15:15	91		87		96		98		100	
LCS 240-2327/2-A	15:20	88		84		94		93		99	
240-271-2	15:27	82		78		91		90		92	
240-271-2 SD	15:33	90		83		97		100		100	
240-271-2 DU	15:38	82		80		92		90		92	
240-271-2 MS	15:43	80		77		91		90		93	
240-271-2	15:50	81		76		92		91		94	
240-271-3	15:57	98		91		108		110		109	
240-271-3	16:02	100		94		107		110		108	
240-271-4	16:06	102		95		108		111		109	
CCV 240-4599/72	16:11	96		86		97		94		97	
CCB 240-4599/73	16:18	93		85		98		98		100	
240-271-4	16:23	95		88		101		104		101	
CCV 240-4599/83	17:05	95		78		101		98		103	
CCB 240-4599/84	17:12	90		81		96		97		100	

FORM XV - IN

15-IN
ICP-MS INTERNAL STANDARDS RELATIVE INTENSITY SUMMARY
METALS

Lab Name: TestAmerica North Canton Job No.: 240-174-1

SDG No.:

ICP-MS Instrument ID: I8 Start Date: 06/13/2011 End Date: 06/13/2011

Lab Sample ID	Time	Internal Standards %RI For: Element Tb	Q	Element Ho	Q	Element Bi	Q	Element	Q	Element	Q
STD2 240-4599/2 IC	09:56					89					
STD3 240-4599/3 IC	10:02					84					
STD4 240-4599/4 IC	10:08					98					
ICV 240-4599/5	10:13					90					
ICB 240-4599/6	10:19					97					
CRI 240-4599/7	10:24					97					
ICSA 240-4599/8	10:29					88					
ICSAB 240-4599/9	10:34					93					
CCV 240-4599/36	12:53					100					
CCB 240-4599/37	13:00					108					
240-174-3	13:30					106					
240-174-4	13:35					109					
240-174-4	13:39					111					
MB 240-2134/1-A	13:44					107					
LCS 240-2134/2-A	13:49					104					
CCV 240-4599/48	14:00					99					
CCB 240-4599/49	14:07					108					
240-209-2	14:35					107					
240-209-2	14:40					108					
240-209-3	14:45					114					
240-209-3	14:50					114					
240-209-4	14:54					116					
240-209-4	14:59					112					
CCV 240-4599/60	15:04					105					
CCB 240-4599/61	15:11					110					
MB 240-2327/1-A	15:15					109					
LCS 240-2327/2-A	15:20					106					
240-271-2	15:27					93					
240-271-2 SD	15:33					105					
240-271-2 DU	15:38					93					
240-271-2 MS	15:43					95					
240-271-2	15:50					96					
240-271-3	15:57					115					
240-271-3	16:02					113					
240-271-4	16:06					114					
CCV 240-4599/72	16:11					100					
CCB 240-4599/73	16:18					108					
240-271-4	16:23					109					
CCV 240-4599/83	17:05					106					
CCB 240-4599/84	17:12					109					

FORM XV - IN

15-IN
ICP-MS INTERNAL STANDARDS RELATIVE INTENSITY SUMMARY
METALS

Lab Name: TestAmerica North Canton Job No.: 240-174-1

SDG No.:

ICP-MS Instrument ID: I8 Start Date: 06/16/2011 End Date: 06/16/2011

Lab Sample ID	Time	Internal Standards %RI For: Element Li	Q	Element Sc	Q	Element Sc	Q	Element Ge	Q	Element In	Q
STD2 240-5121/2 IC	10:14	101		98		99		96		97	
STD3 240-5121/3 IC	10:21	97		96		100		95		97	
STD4 240-5121/4 IC	10:28	102		100		102		105		103	
ICV 240-5121/5	10:35	99		96		100		96		100	
ICB 240-5121/6	10:42	102		100		103		102		104	
CRI 240-5121/7	10:49	102		99		102		99		102	
ICSA 240-5121/9	11:02	95		91		96		98		99	
ICSAB 240-5121/10	11:08	95		94		98		101		102	
CCV 240-5121/51	15:44	86		87		89		86		91	
CCB 240-5121/52	15:51	90		92		94		95		97	
MB 240-4782/1-A	15:58	90		92		94		94		96	
LCS 240-4782/2-A	16:05	89		89		93		92		96	
240-209-4	16:47	92		88		97		100		101	
240-209-4	16:53	92		88		96		98		100	
CCV 240-5121/62	17:00	94		91		98		97		101	
CCB 240-5121/63	17:07	97		94		99		101		103	

FORM XV - IN

15-IN
ICP-MS INTERNAL STANDARDS RELATIVE INTENSITY SUMMARY
METALS

Lab Name: TestAmerica North Canton Job No.: 240-174-1

SDG No.:

ICP-MS Instrument ID: I8 Start Date: 06/16/2011 End Date: 06/16/2011

Internal Standards %RI For:

Lab Sample ID	Time	Element Tb	Q	Element Ho	Q	Element Bi	Q	Element	Q	Element	Q
STD2 240-5121/2 IC	10:14					92					
STD3 240-5121/3 IC	10:21					89					
STD4 240-5121/4 IC	10:28					103					
ICV 240-5121/5	10:35					95					
ICB 240-5121/6	10:42					103					
CRI 240-5121/7	10:49					102					
ICSA 240-5121/9	11:02					94					
ICSAB 240-5121/10	11:08					97					
CCV 240-5121/51	15:44					89					
CCB 240-5121/52	15:51					100					
MB 240-4782/1-A	15:58					99					
LCS 240-4782/2-A	16:05					100					
240-209-4	16:47					105					
240-209-4	16:53					103					
CCV 240-5121/62	17:00					99					
CCB 240-5121/63	17:07					108					

FORM XV - IN

15-IN

ICP-MS INTERNAL STANDARDS RELATIVE INTENSITY SUMMARY

METALS

Lab Name: TestAmerica North Canton Job No.: 240-174-1

SDG No.:

ICP-MS Instrument ID: I8 Start Date: 06/23/2011 End Date: 06/24/2011

Lab Sample ID	Time	Internal Standards %RI For: Element Li	Q	Element Sc	Q	Element Sc	Q	Element Ge	Q	Element In	Q
STD2 240-5945/2 IC	16:21	110		103		110		104		103	
STD3 240-5945/3 IC	16:28	112		104		106		99		100	
STD4 240-5945/4 IC	16:35	111		109		105		106		105	
ICV 240-5945/5	16:40	104		102		104		100		101	
ICB 240-5945/6	16:47	103		102		98		98		98	
CRI 240-5945/7	16:52	97		100		95		93		96	
ICSA 240-5945/8	16:56	100		97		103		101		100	
ICSAB 240-5945/9	17:01	111		102		110		107		107	
CCV 240-5945/12	17:20	111		102		111		106		106	
CCB 240-5945/13	17:26	110		105		106		105		106	
MB 240-5116/1-A	17:31	100		100		101		101		102	
LCS 240-5116/2-A	17:36	93		95		90		90		94	
240-271-2	17:43	93		103		104		102		103	
240-271-2 SD	17:50	113		110		116		114		111	
240-271-2	17:57	109		108		119		111		108	
240-271-3 not used	18:01	138	*	128	*	136	*	134	*	126	*
240-271-3 not used	18:06	133	*	125	*	128	*	127	*	121	*
240-271-4 total Pb	18:11	128	*	124	*	125	*	123	*	119	
240-271-4 Diss Pb	18:16	121	*	120		122	*	121	*	118	
CCV 240-5945/24	18:25	110		98		120		115		115	
CCB 240-5945/25	18:32	116		105		114		111		112	
CCV 240-5945/84	00:05	70		80		79		77		85	
CCB 240-5945/85	00:12	74		91		82		82		90	
240-271-3	00:41	95		113		93		93		97	
240-271-3	00:45	85		105		90		91		95	
CCV 240-5945/93	00:50	73		89		81		79		86	
CCB 240-5945/94	00:57	76		93		83		83		90	

15-IN
ICP-MS INTERNAL STANDARDS RELATIVE INTENSITY SUMMARY
METALS

Lab Name: TestAmerica North Canton Job No.: 240-174-1

SDG No.:

ICP-MS Instrument ID: I8 Start Date: 06/23/2011 End Date: 06/24/2011

Lab Sample ID	Time	Internal Standards %RI For: Element Tb	Q	Element Ho	Q	Element Bi	Q	Element	Q	Element	Q
STD2 240-5945/2 IC	16:21					93					
STD3 240-5945/3 IC	16:28					86					
STD4 240-5945/4 IC	16:35					103					
ICV 240-5945/5	16:40					93					
ICB 240-5945/6	16:47					98					
CRI 240-5945/7	16:52					96					
ICSA 240-5945/8	16:56					90					
ICSAB 240-5945/9	17:01					96					
CCV 240-5945/12	17:20					96					
CCB 240-5945/13	17:26					105					
MB 240-5116/1-A	17:31					102					
LCS 240-5116/2-A	17:36					98					
240-271-2	17:43					88					
240-271-2 SD	17:50					100					
240-271-2	17:57					88					
240-271-3	18:01					113					
240-271-3	18:06					110					
240-271-4	18:11					110					
240-271-4	18:16					110					
CCV 240-5945/24	18:25					101					
CCB 240-5945/25	18:32					108					
CCV 240-5945/84	00:05					88					
CCB 240-5945/85	00:12					98					
240-271-3	00:41					101					
240-271-3	00:45					100					
CCV 240-5945/93	00:50					86					
CCB 240-5945/94	00:57					96					

FORM XV - IN

12-IN
PREPARATION LOG
METALS

Lab Name: TestAmerica North Canton Job No.: 240-174-1

SDG No.:

Prep Method: 3005A

Lab Sample ID	Preparation Date	Prep Batch	Initial Weight	Initial Volume (mL)	Final Volume (mL)
MB 240-4782/1-A	06/15/2011 06:39	4782		50	50
LCS 240-4782/2-A	06/15/2011 06:39	4782		50	50
240-209-4	06/15/2011 06:39	4782		50	50
240-209-4	06/15/2011 06:39	4782		50	50

12-IN
PREPARATION LOG
METALS

Lab Name: TestAmerica North Canton Job No.: 240-174-1

SDG No.:

Prep Method: 3005A

Lab Sample ID	Preparation Date	Prep Batch	Initial Weight	Initial Volume (mL)	Final Volume (mL)
MB 240-5116/1-A	06/17/2011 07:15	5116		50	50
LCS 240-5116/2-A	06/17/2011 07:15	5116		50	50
240-271-2	06/17/2011 07:15	5116		25	25
240-271-2	06/17/2011 07:15	5116		50	50
240-271-3	06/17/2011 07:15	5116		50	50
240-271-3	06/17/2011 07:15	5116		50	50
240-271-4	06/17/2011 07:15	5116		50	50
240-271-4	06/17/2011 07:15	5116		50	50

12-IN
PREPARATION LOG
METALS

Lab Name: TestAmerica North Canton Job No.: 240-174-1

SDG No.:

Prep Method: 3005A

Lab Sample ID	Preparation Date	Prep Batch	Initial Weight	Initial Volume (mL)	Final Volume (mL)
MB 240-2063/1-A	05/18/2011 05:04	2063		50	50
LCS 240-2063/2-A	05/18/2011 05:04	2063		50	50
240-174-2	05/18/2011 05:04	2063		50	50
240-174-2	05/18/2011 05:04	2063		50	50
240-174-3	05/18/2011 05:04	2063		50	50
240-174-3	05/18/2011 05:04	2063		50	50
240-174-4	05/18/2011 05:04	2063		50	50
240-174-4	05/18/2011 05:04	2063		50	50

FORM XII-IN

12-IN
PREPARATION LOG
METALS

Lab Name: TestAmerica North Canton Job No.: 240-174-1

SDG No.:

Prep Method: 3005A

Lab Sample ID	Preparation Date	Prep Batch	Initial Weight	Initial Volume (mL)	Final Volume (mL)
MB 240-2134/1-A	05/19/2011 04:57	2134		50	50
LCS 240-2134/2-A	05/19/2011 04:57	2134		50	50
240-209-2	05/19/2011 04:57	2134		50	50
240-209-2	05/19/2011 04:57	2134		50	50
240-209-3	05/19/2011 04:57	2134		50	50
240-209-3	05/19/2011 04:57	2134		50	50
240-209-4	05/19/2011 04:57	2134		50	50
240-209-4	05/19/2011 04:57	2134		50	50

12-IN
PREPARATION LOG
METALS

Lab Name: TestAmerica North Canton Job No.: 240-174-1

SDG No.:

Prep Method: 3005A

Lab Sample ID	Preparation Date	Prep Batch	Initial Weight	Initial Volume (mL)	Final Volume (mL)
MB 240-2327/1-A	05/23/2011 07:50	2327		50	50
LCS 240-2327/2-A	05/23/2011 07:50	2327		50	50
240-271-2	05/23/2011 07:50	2327		50	50
240-271-2 DU	05/23/2011 07:50	2327		50	50
240-271-2 MS	05/23/2011 07:50	2327		50	50
240-271-2	05/23/2011 07:50	2327		50	50
240-271-3	05/23/2011 07:50	2327		50	50
240-271-3	05/23/2011 07:50	2327		50	50
240-271-4	05/23/2011 07:50	2327		50	50
240-271-4	05/23/2011 07:50	2327		50	50

FORM XII-IN

13-IN
ANALYSIS RUN LOG
METALS

Lab Name: TestAmerica North Canton Job No.: 240-174-1

SDG No.:

Instrument ID: I8 Method: 6020

Start Date: 06/11/2011 10:13 End Date: 06/11/2011 18:51

Lab Sample ID	D/F	Type	Time	Analytes																
				Ag	As	Ba	Be	Cd	Co	Cr	Cu	Mo	Ni	Pb	Sb	Se	Tl	V	W	Zn
ICIS 240-4700/1			10:13	X	X	X	X	X	X	X	X	X	X	X	X	X	X	X	X	X
STD2 240-4700/2 IC	1		10:17	X	X	X	X	X	X	X	X	X	X	X	X	X	X	X	X	X
STD3 240-4700/3 IC	1		10:24	X	X	X	X	X	X	X	X	X	X	X	X	X	X	X	X	X
STD4 240-4700/4 IC	1		10:31	X	X	X	X	X	X	X	X	X	X	X	X	X	X	X	X	X
ICV 240-4700/5	1		10:36	X	X	X	X	X	X	X	X	X	X	X	X	X	X	X	X	X
ICB 240-4700/6	1		10:43	X	X	X	X	X	X	X	X	X	X	X	X	X	X	X	X	X
CRI 240-4700/7	1		10:48	X	X	X	X	X	X	X	X	X	X	X	X	X	X	X	X	X
ICSA 240-4700/8	1		10:52	X	X	X	X	X	X	X	X	X	X	X	X	X	X	X	X	X
ICSAB 240-4700/9	1		10:57	X	X	X	X	X	X	X	X	X	X	X	X	X	X	X	X	X
CCV 240-4700/10			11:04																	
CCB 240-4700/11			11:11																	
CCV 240-4700/12			11:16																	
CCB 240-4700/13			11:23																	
ZZZZZZ			11:30																	
ZZZZZZ			11:35																	
ZZZZZZ			11:41																	
ZZZZZZ			11:48																	
ZZZZZZ			11:55																	
ZZZZZZ			11:59																	
ZZZZZZ			12:04																	
ZZZZZZ			12:09																	
ZZZZZZ			12:14																	
ZZZZZZ			12:18																	
CCV 240-4700/24			12:23																	
CCB 240-4700/25			12:30																	
ZZZZZZ			12:35																	
ZZZZZZ			12:40																	
ZZZZZZ			12:44																	
ZZZZZZ			12:49																	
ZZZZZZ			12:54																	
ZZZZZZ			13:01																	
CCV 240-4700/32	1		13:07	X	X	X	X	X	X	X	X	X	X	X	X	X	X	X	X	X
CCB 240-4700/33	1		13:14	X	X	X	X	X	X	X	X	X	X	X	X	X	X	X	X	X
MB 240-2063/1-A	1	R	13:21	X	X	X	X	X	X	X	X	X	X	X	X	X	X	X	X	X
LCS 240-2063/2-A	1	R	13:28	X	X	X	X	X	X	X	X	X	X	X	X	X	X	X	X	X
ZZZZZZ			13:35																	
ZZZZZZ			13:42																	
ZZZZZZ			13:47																	
ZZZZZZ			13:54																	
240-174-2	1	R	14:01	X	X	X	X	X	X	X	X	X	X	X	X	X	X	X	X	X
240-174-2	1	D	14:07	X	X	X	X	X	X	X	X	X	X	X	X	X	X	X	X	X
240-174-3	1	R	14:12	X	X	X	X	X	X	X	X	X	X	X	X	X	X	X	X	X

13-IN
ANALYSIS RUN LOG
METALS

Lab Name: TestAmerica North Canton Job No.: 240-174-1

SDG No.:

Instrument ID: I8 Method: 6020

Start Date: 06/11/2011 10:13 End Date: 06/11/2011 18:51

Lab Sample ID	D/F	Type	Time	Analytes																
				Ag	As	Ba	Be	Cd	Co	Cr	Cu	Mo	Ni	Pb	Sb	Se	Tl	V	W	Zn
ZZZZZZ			14:17																	
CCV 240-4700/44	1		14:22	x	x	x	x	x	x	x	x	x	x	x	x	x	x	x	x	x
CCB 240-4700/45	1		14:29	x	x	x	x	x	x	x	x	x	x	x	x	x	x	x	x	x
ZZZZZZ			14:33																	
ZZZZZZ			14:38																	
ZZZZZZ			14:43																	
ZZZZZZ			14:47																	
ZZZZZZ			14:54																	
ZZZZZZ			15:00																	
ZZZZZZ			15:05																	
ZZZZZZ			15:12																	
ZZZZZZ			15:19																	
ZZZZZZ			15:26																	
CCV 240-4700/56			15:30																	
CCB 240-4700/57			15:37																	
ZZZZZZ			15:44																	
ZZZZZZ			15:49																	
ZZZZZZ			15:53																	
ZZZZZZ			15:58																	
ZZZZZZ			16:03																	
ZZZZZZ			16:07																	
ZZZZZZ			16:12																	
ZZZZZZ			16:19																	
ZZZZZZ			16:26																	
ZZZZZZ			16:33																	
CCV 240-4700/68			16:38																	
CCB 240-4700/69			16:45																	
ZZZZZZ			16:52																	
ZZZZZZ			16:56																	
ZZZZZZ			17:01																	
ZZZZZZ			17:06																	
ZZZZZZ			17:11																	
ZZZZZZ			17:15																	
ZZZZZZ			17:20																	
ZZZZZZ			17:26																	
ZZZZZZ			17:31																	
CCV 240-4700/79			17:36																	
CCB 240-4700/80			17:43																	
ZZZZZZ			17:47																	
ZZZZZZ			17:52																	
ZZZZZZ			17:57																	
ZZZZZZ			18:01																	

13-IN
ANALYSIS RUN LOG
METALS

Lab Name: TestAmerica North Canton Job No.: 240-174-1

SDG No.:

Instrument ID: I8 Method: 6020

Start Date: 06/11/2011 10:13 End Date: 06/11/2011 18:51

Lab Sample ID	D/F	Type	Time	Analytes															
				Ag	As	Ba	Be	Cd	Co	Cr	Cu	Mo	Ni	Pb	Sb	Se	Tl	V	W	Zn
ZZZZZZ			18:06																	
ZZZZZZ			18:11																	
ZZZZZZ			18:16																	
ZZZZZZ			18:23																	
ZZZZZZ			18:30																	
ZZZZZZ			18:37																	
CCV 240-4700/91			18:44																	
CCB 240-4700/92			18:51																	

Prep Types

D = Dissolved

R = Total Recoverable

13-IN
ANALYSIS RUN LOG
METALS

Lab Name: TestAmerica North Canton Job No.: 240-174-1

SDG No.:

Instrument ID: I8 Method: 6020

Start Date: 06/13/2011 09:51 End Date: 06/13/2011 17:12

Lab Sample ID	D/F	Type	Time	Analytes																
				Ag	As	Ba	Be	Cd	Co	Cr	Cu	Mo	Ni	Pb	Sb	Se	Tl	V	W	Zn
ICIS 240-4599/1			09:51	X	X	X	X	X	X	X	X	X	X	X	X	X	X	X	X	X
STD2 240-4599/2 IC	1		09:56	X	X	X	X	X	X	X	X	X	X	X	X	X	X	X	X	X
STD3 240-4599/3 IC	1		10:02	X	X	X	X	X	X	X	X	X	X	X	X	X	X	X	X	X
STD4 240-4599/4 IC	1		10:08	X	X	X	X	X	X	X	X	X	X	X	X	X	X	X	X	X
ICV 240-4599/5	1		10:13	X	X	X	X	X	X	X	X	X	X	X	X	X	X	X	X	X
ICB 240-4599/6	1		10:19	X	X	X	X	X	X	X	X	X	X	X	X	X	X	X	X	X
CRI 240-4599/7	1		10:24	X	X	X	X	X	X	X	X	X	X	X	X	X	X	X	X	X
ICSA 240-4599/8	1		10:29	X	X	X	X	X	X	X	X	X	X	X	X	X	X	X	X	X
ICSAB 240-4599/9	1		10:34	X	X	X	X	X	X	X	X	X	X	X	X	X	X	X	X	X
CCV 240-4599/10			10:40																	
CCB 240-4599/11			10:47																	
CCV 240-4599/12			10:52																	
CCB 240-4599/13			10:59																	
ZZZZZZ			11:04																	
ZZZZZZ			11:08																	
ZZZZZZ			11:15																	
ZZZZZZ			11:21																	
ZZZZZZ			11:26																	
ZZZZZZ			11:31																	
ZZZZZZ			11:36																	
ZZZZZZ			11:40																	
ZZZZZZ			11:45																	
ZZZZZZ			11:50																	
CCV 240-4599/24			11:54																	
CCB 240-4599/25			12:01																	
ZZZZZZ			12:06																	
ZZZZZZ			12:11																	
ZZZZZZ			12:16																	
ZZZZZZ			12:20																	
ZZZZZZ			12:25																	
ZZZZZZ			12:30																	
ZZZZZZ			12:34																	
ZZZZZZ			12:39																	
ZZZZZZ			12:44																	
ZZZZZZ			12:49																	
CCV 240-4599/36	1		12:53	X	X	X	X	X	X	X	X	X	X	X	X	X	X	X	X	X
CCB 240-4599/37	1		13:00	X	X	X	X	X	X	X	X	X	X	X	X	X	X	X	X	X
ZZZZZZ			13:05																	
ZZZZZZ			13:12																	
ZZZZZZ			13:19																	
ZZZZZZ			13:25																	
240-174-3	1	D	13:30	X	X	X	X	X	X	X	X	X	X	X	X	X	X	X	X	X

13-IN
ANALYSIS RUN LOG
METALS

Lab Name: TestAmerica North Canton Job No.: 240-174-1

SDG No.:

Instrument ID: I8 Method: 6020

Start Date: 06/13/2011 09:51 End Date: 06/13/2011 17:12

Lab Sample ID	D/F	Type	Time	Analytes																
				Ag	As	Ba	Be	Cd	Co	Cr	Cu	Mo	Ni	Pb	Sb	Se	Tl	V	W	Zn
240-174-4	1	R	13:35	X	X	X	X	X	X	X	X	X	X	X	X	X	X	X	X	X
240-174-4	1	D	13:39	X	X	X	X	X	X	X	X	X	X	X	X	X	X	X	X	X
MB 240-2134/1-A	1	R	13:44	X	X	X	X	X	X	X	X	X	X	X	X	X	X	X	X	X
LCS 240-2134/2-A	1	R	13:49	X	X	X	X	X	X	X	X	X	X	X	X	X	X	X	X	X
ZZZZZZ			13:56																	
CCV 240-4599/48	1		14:00	X	X	X	X	X	X	X	X	X	X	X	X	X	X	X	X	X
CCB 240-4599/49	1		14:07	X	X	X	X	X	X	X	X	X	X	X	X	X	X	X	X	X
ZZZZZZ			14:12																	
ZZZZZZ			14:17																	
ZZZZZZ			14:24																	
ZZZZZZ			14:31																	
240-209-2	1	R	14:35	X	X	X	X	X	X	X	X	X	X	X	X	X	X	X	X	X
240-209-2	1	D	14:40	X	X	X	X	X	X	X	X	X	X	X	X	X	X	X	X	X
240-209-3	1	R	14:45	X	X	X	X	X	X	X	X	X	X	X	X	X	X	X	X	X
240-209-3	1	D	14:50	X	X	X	X	X	X	X	X	X	X	X	X	X	X	X	X	X
240-209-4	1	R	14:54	X	X	X	X	X	X	X	X	X	X	X	X	X	X	X	X	
240-209-4	1	D	14:59	X	X	X	X	X	X	X	X	X	X	X	X	X	X	X	X	
CCV 240-4599/60	1		15:04	X	X	X	X	X	X	X	X	X	X	X	X	X	X	X	X	X
CCB 240-4599/61	1		15:11	X	X	X	X	X	X	X	X	X	X	X	X	X	X	X	X	X
MB 240-2327/1-A	1	R	15:15	X	X	X	X	X	X	X	X	X	X		X	X	X	X	X	X
LCS 240-2327/2-A	1	R	15:20	X	X	X	X	X	X	X	X	X	X		X	X	X	X	X	X
240-271-2	1	R	15:27	X	X	X	X	X	X	X	X	X	X		X	X	X	X	X	X
240-271-2 SD	5	R	15:33	X	X	X	X	X	X	X	X	X	X		X	X	X	X	X	X
240-271-2 DU	1	R	15:38	X	X	X	X	X	X	X	X	X	X		X	X	X	X	X	X
240-271-2 MS	1	R	15:43	X	X	X	X	X	X	X	X	X	X		X	X	X	X	X	X
240-271-2	1	D	15:50	X	X	X	X	X	X	X	X	X	X		X	X	X	X	X	X
240-271-3	1	R	15:57	X	X	X	X	X	X	X	X	X	X		X	X	X	X	X	X
240-271-3	1	D	16:02	X	X	X	X	X	X	X	X	X	X		X	X	X	X	X	X
240-271-4	1	R	16:06	X	X	X	X	X	X	X	X	X	X		X	X	X	X	X	X
CCV 240-4599/72	1		16:11	X	X	X	X	X	X	X	X	X	X	X	X	X	X	X	X	X
CCB 240-4599/73	1		16:18	X	X	X	X	X	X	X	X	X	X	X	X	X	X	X	X	X
240-271-4	1	D	16:23	X	X	X	X	X	X	X	X	X	X		X	X	X	X	X	X
ZZZZZZ			16:27																	
ZZZZZZ			16:32																	
ZZZZZZ			16:37																	
ZZZZZZ			16:42																	
ZZZZZZ			16:46																	
ZZZZZZ			16:51																	
ZZZZZZ			16:56																	
ZZZZZZ			17:01																	
CCV 240-4599/83	1		17:05	X	X	X	X	X	X	X	X	X	X	X	X	X	X	X	X	X
CCB 240-4599/84	1		17:12	X	X	X	X	X	X	X	X	X	X	X	X	X	X	X	X	X

13-IN
ANALYSIS RUN LOG
METALS

Lab Name: TestAmerica North Canton Job No.: 240-174-1

SDG No.:

Instrument ID: I8 Method: 6020

Start Date: 06/13/2011 09:51 End Date: 06/13/2011 17:12

Prep Types
D = Dissolved
R = Total Recoverable

13-IN
ANALYSIS RUN LOG
METALS

Lab Name: TestAmerica North Canton Job No.: 240-174-1

SDG No.:

Instrument ID: I8 Method: 6020

Start Date: 06/16/2011 10:10 End Date: 06/17/2011 02:22

Lab Sample ID	D/F	Type	Time	Analytes: Zn
ICIS 240-5121/1			10:10	X
STD2 240-5121/2 IC	1		10:14	X
STD3 240-5121/3 IC	1		10:21	X
STD4 240-5121/4 IC	1		10:28	X
ICV 240-5121/5	1		10:35	X
ICB 240-5121/6	1		10:42	X
CRI 240-5121/7	1		10:49	X
CRI 240-5121/8			10:56	
ICSA 240-5121/9	1		11:02	X
ICSAB 240-5121/10	1		11:08	X
CCVH 240-5121/11			11:15	
CCVH 240-5121/12			11:22	
CCVH 240-5121/13			11:29	
CCV 240-5121/14			11:34	
CCB 240-5121/15			11:41	
CCV 240-5121/16			11:48	
CCB 240-5121/17			11:55	
ZZZZZZ			12:02	
ZZZZZZ			12:08	
ZZZZZZ			12:15	
ZZZZZZ			12:22	
ZZZZZZ			12:29	
ZZZZZZ			12:36	
ZZZZZZ			12:43	
ZZZZZZ			12:50	
ZZZZZZ			12:57	
ZZZZZZ			13:03	
CCV 240-5121/28			13:10	
CCB 240-5121/29			13:17	
ZZZZZZ			13:24	
ZZZZZZ			13:31	
CCV 240-5121/32			13:38	
CCB 240-5121/33			13:45	
CCV 240-5121/34			13:52	
CCB 240-5121/35			13:59	
ZZZZZZ			14:05	
ZZZZZZ			14:12	
ZZZZZZ			14:19	
ZZZZZZ			14:26	
ZZZZZZ			14:33	
ZZZZZZ			14:40	
ZZZZZZ			14:47	

13-IN
ANALYSIS RUN LOG
METALS

Lab Name: TestAmerica North Canton Job No.: 240-174-1

SDG No.:

Instrument ID: I8 Method: 6020

Start Date: 06/16/2011 10:10 End Date: 06/17/2011 02:22

Lab Sample ID	D / F	Type	Time	Analytes: Zn
ZZZZZZ			14:53	
CCV 240-5121/44			14:58	
CCB 240-5121/45			15:05	
ZZZZZZ			15:12	
ZZZZZZ			15:19	
ZZZZZZ			15:25	
CCV 240-5121/49			15:31	
CCB 240-5121/50			15:38	
CCV 240-5121/51	1		15:44	X
CCB 240-5121/52	1		15:51	X
MB 240-4782/1-A	1	R	15:58	X
LCS 240-4782/2-A	1	R	16:05	X
ZZZZZZ			16:12	
ZZZZZZ			16:19	
ZZZZZZ			16:26	
ZZZZZZ			16:33	
ZZZZZZ			16:40	
240-209-4	1	R	16:47	X
240-209-4	1	D	16:53	X
CCV 240-5121/62	1		17:00	X
CCB 240-5121/63	1		17:07	X
ZZZZZZ			17:14	
ZZZZZZ			17:21	
ZZZZZZ			17:28	
ZZZZZZ			17:35	
ZZZZZZ			17:42	
ZZZZZZ			17:49	
ZZZZZZ			17:56	
ZZZZZZ			18:02	
ZZZZZZ			18:09	
ZZZZZZ			18:16	
CCV 240-5121/74			18:23	
CCB 240-5121/75			18:30	
ZZZZZZ			18:37	
ZZZZZZ			18:44	
ZZZZZZ			18:51	
ZZZZZZ			18:58	
ZZZZZZ			19:05	
ZZZZZZ			19:12	
ZZZZZZ			19:18	
CCV 240-5121/83			19:25	
CCB 240-5121/84			19:32	

13-IN
ANALYSIS RUN LOG
METALS

Lab Name: TestAmerica North Canton Job No.: 240-174-1

SDG No.:

Instrument ID: I8 Method: 6020

Start Date: 06/16/2011 10:10 End Date: 06/17/2011 02:22

Lab Sample ID	D/F	Type	Time	Analytes: Zn
ZZZZZZ			19:39	
ZZZZZZ			19:46	
ZZZZZZ			19:53	
ZZZZZZ			20:00	
ZZZZZZ			20:07	
ZZZZZZ			20:14	
ZZZZZZ			20:21	
ZZZZZZ			20:27	
CCV 240-5121/93			20:34	
CCB 240-5121/94			20:41	
ZZZZZZ			20:48	
ZZZZZZ			20:55	
ZZZZZZ			21:02	
ZZZZZZ			21:09	
ZZZZZZ			21:16	
ZZZZZZ			21:23	
ZZZZZZ			21:30	
ZZZZZZ			21:37	
ZZZZZZ			21:44	
ZZZZZZ			21:51	
CCV 240-5121/105			21:57	
CCB 240-5121/106			22:04	
ZZZZZZ			22:11	
ZZZZZZ			22:18	
ZZZZZZ			22:25	
CCV 240-5121/110			22:32	
CCB 240-5121/111			22:39	
ICSA 240-5121/112			22:46	
ICSAB 240-5121/113			22:53	
CCV 240-5121/114			23:00	
CCB 240-5121/115			23:07	
ZZZZZZ			23:14	
ZZZZZZ			23:21	
ZZZZZZ			23:27	
ZZZZZZ			23:34	
ZZZZZZ			23:41	
ZZZZZZ			23:48	
ZZZZZZ			23:55	
ZZZZZZ			00:02	
ZZZZZZ			00:09	
ZZZZZZ			00:16	
CCV 240-5121/126			00:23	

13-IN
ANALYSIS RUN LOG
METALS

Lab Name: TestAmerica North Canton Job No.: 240-174-1

SDG No.:

Instrument ID: I8 Method: 6020

Start Date: 06/16/2011 10:10 End Date: 06/17/2011 02:22

Lab Sample ID	D/F	Type	Time	Analytes Zn
CCB 240-5121/127			00:30	
ZZZZZZ			00:37	
ZZZZZZ			00:44	
ZZZZZZ			00:51	
ZZZZZZ			00:58	
ZZZZZZ			01:05	
ZZZZZZ			01:11	
ZZZZZZ			01:18	
ZZZZZZ			01:25	
ZZZZZZ			01:30	
ZZZZZZ			01:35	
CCV 240-5121/138			01:40	
CCB 240-5121/139			01:47	
ZZZZZZ			01:54	
ZZZZZZ			02:01	
ZZZZZZ			02:08	
CCV 240-5121/143			02:15	
CCB 240-5121/144			02:22	

Prep Types

D = Dissolved

R = Total Recoverable

13-IN
ANALYSIS RUN LOG
METALS

Lab Name: TestAmerica North Canton Job No.: 240-174-1

SDG No.:

Instrument ID: I8 Method: 6020

Start Date: 06/23/2011 16:16 End Date: 06/24/2011 00:57

Lab Sample ID	D/F	Type	Time	Analytes: Pb
ICIS 240-5945/1			16:16	X
STD2 240-5945/2 IC	1		16:21	X
STD3 240-5945/3 IC	1		16:28	X
STD4 240-5945/4 IC	1		16:35	X
ICV 240-5945/5	1		16:40	X
ICB 240-5945/6	1		16:47	X
CRI 240-5945/7	1		16:52	X
ICSA 240-5945/8	1		16:56	X
ICSAB 240-5945/9	1		17:01	X
CCV 240-5945/10			17:08	
CCB 240-5945/11			17:15	
CCV 240-5945/12	1		17:20	X
CCB 240-5945/13	1		17:26	X
MB 240-5116/1-A	1	R	17:31	X
LCS 240-5116/2-A	1	R	17:36	X
240-271-2	1	R	17:43	X
240-271-2 SD	5	R	17:50	X
240-271-2	1	D	17:57	X
ZZZZZZ			18:01	
ZZZZZZ			18:06	
240-271-4	1	R	18:11	X
240-271-4	1	D	18:16	X
ZZZZZZ			18:20	
CCV 240-5945/24	1		18:25	X
CCB 240-5945/25	1		18:32	X
ZZZZZZ			18:37	
ZZZZZZ			18:42	
ZZZZZZ			18:46	
ZZZZZZ			18:51	
ZZZZZZ			18:56	
ZZZZZZ			19:00	
ZZZZZZ			19:05	
ZZZZZZ			19:10	
ZZZZZZ			19:14	
ZZZZZZ			19:19	
CCV 240-5945/36			19:24	
CCB 240-5945/37			19:31	
ZZZZZZ			19:35	
ZZZZZZ			19:40	
ZZZZZZ			19:45	
ZZZZZZ			19:52	
ZZZZZZ			19:59	

13-IN
ANALYSIS RUN LOG
METALS

Lab Name: TestAmerica North Canton Job No.: 240-174-1

SDG No.:

Instrument ID: I8 Method: 6020

Start Date: 06/23/2011 16:16 End Date: 06/24/2011 00:57

Lab Sample ID	D/F	Type	Time	Analytes: Pb
ZZZZZZ			20:03	
ZZZZZZ			20:10	
ZZZZZZ			20:17	
ZZZZZZ			20:24	
ZZZZZZ			20:31	
CCV 240-5945/48			20:38	
CCB 240-5945/49			20:45	
ZZZZZZ			20:52	
ZZZZZZ			20:57	
ZZZZZZ			21:04	
ZZZZZZ			21:11	
ZZZZZZ			21:18	
ZZZZZZ			21:25	
ZZZZZZ			21:32	
ZZZZZZ			21:39	
ZZZZZZ			21:43	
ZZZZZZ			21:48	
CCV 240-5945/60			21:53	
CCB 240-5945/61			22:00	
ZZZZZZ			22:04	
ZZZZZZ			22:09	
ZZZZZZ			22:14	
ZZZZZZ			22:19	
ZZZZZZ			22:23	
ZZZZZZ			22:28	
ZZZZZZ			22:33	
ZZZZZZ			22:38	
ZZZZZZ			22:42	
ZZZZZZ			22:47	
CCV 240-5945/72			22:52	
CCB 240-5945/73			22:59	
ZZZZZZ			23:03	
ZZZZZZ			23:10	
ZZZZZZ			23:17	
ZZZZZZ			23:22	
ZZZZZZ			23:29	
ZZZZZZ			23:36	
ZZZZZZ			23:43	
ZZZZZZ			23:50	
ZZZZZZ			23:56	
ZZZZZZ			00:00	
CCV 240-5945/84	1		00:05	X

13-IN
ANALYSIS RUN LOG
METALS

Lab Name: TestAmerica North Canton Job No.: 240-174-1

SDG No.:

Instrument ID: I8 Method: 6020

Start Date: 06/23/2011 16:16 End Date: 06/24/2011 00:57

Lab Sample ID	D/F	Type	Time	Analytes: Pb
CCB 240-5945/85	1		00:12	X
ZZZZZZ			00:17	
ZZZZZZ			00:22	
ZZZZZZ			00:26	
ZZZZZZ			00:31	
ZZZZZZ			00:36	
240-271-3	5	R	00:41	X
240-271-3	5	D	00:45	X
CCV 240-5945/93	1		00:50	X
CCB 240-5945/94	1		00:57	X

Prep Types

D = Dissolved

R = Total Recoverable

13-IN
ANALYSIS RUN LOG
METALS

Lab Name: TestAmerica North Canton Job No.: 240-174-1

SDG No.:

Instrument ID: H1 Method: 7470A

Start Date: 05/25/2011 10:23 End Date: 05/25/2011 13:48

Lab Sample ID	D/F	Type	Time	Analytes: Hg
IC 240-2555/1-A			10:23	X
IC 240-2555/2-A			10:24	X
IC 240-2555/3-A			10:25	X
IC 240-2555/4-A			10:27	X
IC 240-2555/5-A			10:28	X
IC 240-2555/6-A			10:29	X
ICV 240-2555/7-A	1		10:31	X
ICB 240-2555/8-A	1		10:32	X
MRL 240-2555/9-A	1	T	10:33	X
CCVL 240-2555/11-A	1		10:34	X
CCB 240-2555/12-A	1		10:36	X
MB 240-2136/1-A	1	T	10:37	X
LCS 240-2136/2-A	1	T	10:38	X
ZZZZZZ			10:39	
ZZZZZZ			10:41	
ZZZZZZ			10:42	
ZZZZZZ			10:43	
240-209-2	1	T	10:45	X
240-209-2	1	D	10:46	X
240-209-3	1	T	10:47	X
240-209-3	1	D	10:49	X
CCV 240-2555/10-A	1		10:50	X
CCB 240-2555/12-A	1		10:51	X
240-209-4	1	T	10:53	X
240-209-4	1	D	10:54	X
ZZZZZZ			10:55	
ZZZZZZ			10:56	
ZZZZZZ			10:58	
ZZZZZZ			10:59	
ZZZZZZ			11:00	
ZZZZZZ			11:01	
ZZZZZZ			11:03	
ZZZZZZ			11:04	
CCV 240-2555/10-A	1		11:05	X
CCB 240-2555/12-A	1		11:07	X
ZZZZZZ			11:08	
ZZZZZZ			11:09	
ZZZZZZ			11:11	
ZZZZZZ			11:12	
ZZZZZZ			11:13	
ZZZZZZ			11:15	
ZZZZZZ			11:16	

13-IN
ANALYSIS RUN LOG
METALS

Lab Name: TestAmerica North Canton Job No.: 240-174-1

SDG No.:

Instrument ID: H1 Method: 7470A

Start Date: 05/25/2011 10:23 End Date: 05/25/2011 13:48

Lab Sample ID	D/F	Type	Time	Analytes: Hg
ZZZZZZ			11:17	
ZZZZZZ			11:19	
ZZZZZZ			11:20	
CCV 240-2555/10-A	1		11:21	X
CCB 240-2555/12-A	1		11:22	X
ZZZZZZ			11:24	
ZZZZZZ			11:25	
ZZZZZZ			11:26	
MB 240-2067/1-A	1	T	11:28	X
LCS 240-2067/2-A	1	T	11:29	X
240-174-2	1	T	11:30	X
240-174-2 DU	1	T	11:31	X
240-174-2 MS	1	T	11:33	X
240-174-2	1	D	11:34	X
240-174-3	1	T	11:35	X
CCV 240-2555/10-A	1		11:37	X
CCB 240-2555/12-A	1		11:38	X
240-174-3	1	D	11:39	X
240-174-4	1	T	11:41	X
240-174-4	1	D	11:42	X
MB 240-2329/1-A	1	T	11:43	X
LCS 240-2329/2-A	1	T	11:45	X
240-271-2	1	T	11:46	X
240-271-2 DU	1	T	11:47	X
240-271-2 MS	1	T	11:48	X
240-271-2	1	D	11:50	X
240-271-3	1	T	11:51	X
CCV 240-2555/10-A	1		11:52	X
CCB 240-2555/12-A	1		11:54	X
240-271-3	1	D	11:55	X
240-271-4	1	T	11:56	X
240-271-4	1	D	11:57	X
ZZZZZZ			11:59	
ZZZZZZ			12:00	
ZZZZZZ			12:01	
ZZZZZZ			12:03	
ZZZZZZ			12:04	
ZZZZZZ			12:05	
ZZZZZZ			12:06	
CCV 240-2555/10-A	1		12:08	X
CCB 240-2555/12-A	1		12:09	X
ZZZZZZ			12:10	

13-IN
ANALYSIS RUN LOG
METALS

Lab Name: TestAmerica North Canton Job No.: 240-174-1

SDG No.:

Instrument ID: H1 Method: 7470A

Start Date: 05/25/2011 10:23 End Date: 05/25/2011 13:48

Lab Sample ID	D/F	Type	Time	Analytes: Hg
ZZZZZZ			12:12	
ZZZZZZ			12:13	
ZZZZZZ			12:14	
ZZZZZZ			12:15	
ZZZZZZ			12:17	
ZZZZZZ			12:18	
ZZZZZZ			12:20	
ZZZZZZ			12:21	
ZZZZZZ			12:22	
CCV 240-2555/10-A			12:23	
CCB 240-2555/12-A			12:25	
ZZZZZZ			12:26	
ZZZZZZ			12:27	
ZZZZZZ			12:29	
ZZZZZZ			12:30	
ZZZZZZ			12:31	
ZZZZZZ			12:33	
ZZZZZZ			12:34	
ZZZZZZ			12:35	
ZZZZZZ			12:36	
ZZZZZZ			12:38	
CCV 240-2555/10-A			12:39	
CCB 240-2555/12-A			12:40	
ZZZZZZ			12:42	
ZZZZZZ			12:43	
ZZZZZZ			12:44	
ZZZZZZ			12:45	
ZZZZZZ			12:47	
ZZZZZZ			12:48	
ZZZZZZ			12:49	
ZZZZZZ			12:51	
CCV 240-2555/10-A			12:52	
CCB 240-2555/12-A			12:54	
CCV 240-2555/10-A			13:07	
CCB 240-2555/12-A			13:08	
ZZZZZZ			13:10	
ZZZZZZ			13:11	
ZZZZZZ			13:12	
ZZZZZZ			13:14	
ZZZZZZ			13:15	
ZZZZZZ			13:16	
ZZZZZZ			13:18	

13-IN
ANALYSIS RUN LOG
METALS

Lab Name: TestAmerica North Canton Job No.: 240-174-1

SDG No.:

Instrument ID: H1 Method: 7470A

Start Date: 05/25/2011 10:23 End Date: 05/25/2011 13:48

Lab Sample ID	D/F	Type	Time	Analytes Hg
ZZZZZZ			13:19	
ZZZZZZ			13:21	
ZZZZZZ			13:22	
CCV 240-2555/10-A			13:23	
CCB 240-2555/12-A			13:24	
ZZZZZZ			13:26	
ZZZZZZ			13:27	
ZZZZZZ			13:28	
ZZZZZZ			13:29	
ZZZZZZ			13:31	
ZZZZZZ			13:32	
ZZZZZZ			13:33	
ZZZZZZ			13:35	
ZZZZZZ			13:36	
ZZZZZZ			13:37	
CCV 240-2555/10-A			13:39	
CCB 240-2555/12-A			13:40	
ZZZZZZ			13:41	
ZZZZZZ			13:43	
ZZZZZZ			13:44	
ZZZZZZ			13:45	
CCV 240-2555/10-A			13:46	
CCB 240-2555/12-A			13:48	

Prep Types

D = Dissolved

T = Total/NA

Sample MW20D -051711
Dissolved

240-209-f-4-a, 6/13/2011 14:54:49 QC Status: PASS (Initial: PASS) Cobalt rep result 62 ug/L

User Pre-dilution: 1.000

Run	Time	6Li	9Be	10B
		ppb	ppb	ppb
X		90.725%	0.922	45.680
%RSD		0.505	6.290	1.047
Run	Time	23Na	25Mg	27Al
		ppb	ppb	ppb
X		37000.000	10620.000	209.900
%RSD		1.050	1.483	2.120
Run	Time	35Cl	39K	43Ca
		ppb	ppb	ppb
X		0.000	1459.000	14330.000
%RSD		0.000	1.108	0.448
Run	Time	45Sc	45Sc	47Ti
		ppb	ppb	ppb
X		77.686%	104.055%	0.338
%RSD		0.728	1.082	92.890
Run	Time	51V	52Cr	53Cl_O
		ppb	ppb	ppb
X		0.122	1.322	-7.562
%RSD		97.480	4.503	5.796
Run	Time	55Mn	56Fe	59Co
		ppb	ppb	ppb
X		TM 1080.000	251.000	82.550
%RSD		TM 0.156	0.653	0.310
Run	Time	60Ni	65Cu	66Zn
		ppb	ppb	ppb
X		56.080	11.790	197.500
%RSD		1.455	1.029	0.187
Run	Time	72Ge	75As	77Ar_Cl
		ppb	ppb	ppb
X		108.189%	0.377	0.040
%RSD		0.241	37.680	166.400
Run	Time	78Se	88Sr	95Mo
		ppb	ppb	ppb
X		0.640	120.800	0.308
%RSD		22.270	0.677	6.708
Run	Time	105Pd	107Ag	108Mo_O
		ppb	ppb	ppb
X		0.000	0.002	-1.902
%RSD		0.000	101.100	764.300
Run	Time	111Cd	115In	118Sn
		ppb	ppb	ppb
X		5.192	108.679%	0.265
%RSD		3.661	0.348	6.384
Run	Time	121Sb	137Ba	159Tb
		ppb	ppb	ppb
X		0.185	135.100	0.000
%RSD		9.632	0.846	0.000
Run	Time	165Ho	182W	205Tl
		ppb	ppb	ppb
X		0.000	0.147	0.238
%RSD		0.000	7.887	4.536
Run	Time	208Pb	209Bi	
		ppb	ppb	
X		0.105	116.323%	
%RSD		1.830	0.565	

Case Narrative

TestAmerica West Sacramento Project Number G1E190520, G1E190526, G1E250473

General Comments
The samples & temperature blank from project number G1E190526 were received by the laboratory at 1 degrees C. Wet ice was used as the cooling agent.

WATER, 314.0, Perchlorate
Samples: G1E190520-1
This sample was analyzed at a dilution due to matrix interferences.

Samples: G1E190526-1, 2
These samples were analyzed at dilutions due to matrix interferences.

Samples: G1E250473-2, 3
The Continuing Calibration Blank had a result of 1.0 ug/L, which is equal to the Reporting Limit. Since the associated sample results were all "ND", no corrective action was performed.

Samples: G1E250473-1
This sample was analyzed at a dilution due to matrix interferences.

There are no other anomalies associated with this project.

ANALYTICAL METHODS SUMMARY

G1E190520

PARAMETER	ANALYTICAL METHOD
Perchlorate	MCAWW 314.0

References:

MCAWW "Methods for Chemical Analysis of Water and Wastes", EPA-600/4-79-020, March 1983 and subsequent revisions.

METHOD BLANK REPORT

General Chemistry

Client Lot #...: G1E190520 **Matrix.....:** WATER

PARAMETER	RESULT	REPORTING LIMIT	UNITS	METHOD	PREPARATION-ANALYSIS DATE	PREP BATCH #
Perchlorate		Work Order #: MJN051AA		MB Lot-Sample #:	G1E200000-241	
	ND	1.0	ug/L	MCAWW 314.0	05/20/11	1140241
		Dilution Factor: 1				
Perchlorate		Work Order #: MJN9L1AA		MB Lot-Sample #:	G1E230000-198	
	ND	1.0	ug/L	MCAWW 314.0	05/23/11	1143198
		Dilution Factor: 1				

NOTE(S):

Calculations are performed before rounding to avoid round-off errors in calculated results.

LABORATORY CONTROL SAMPLE EVALUATION REPORT

General Chemistry

Client Lot #...: G1E190520 **Matrix.....:** WATER

PARAMETER	PERCENT RECOVERY	RECOVERY LIMITS	METHOD	PREPARATION-ANALYSIS DATE	PREP BATCH #
Perchlorate		Work Order #: MJN051AC	LCS Lot-Sample#: G1E200000-241		
	101	(85 - 115)	MCAWW 314.0	05/20/11	1140241
		Dilution Factor: 1			
Perchlorate		Work Order #: MJN9L1AC	LCS Lot-Sample#: G1E230000-198		
	106	(85 - 115)	MCAWW 314.0	05/23/11	1143198
		Dilution Factor: 1			

NOTE(S):

Calculations are performed before rounding to avoid round-off errors in calculated results.

LABORATORY CONTROL SAMPLE DATA REPORT

General Chemistry

Client Lot #...: G1E190520 **Matrix.....:** WATER

PARAMETER	SPIKE AMOUNT	MEASURED AMOUNT	UNITS	PERCNT RECVRY	METHOD	PREPARATION-ANALYSIS DATE	PREP BATCH #
Perchlorate			Work Order #: MJN051AC LCS Lot-Sample#: G1E200000-241				
	50.0	50.6	ug/L	101	MCAWW 314.0	05/20/11	1140241
			Dilution Factor: 1				
Perchlorate			Work Order #: MJN9L1AC LCS Lot-Sample#: G1E230000-198				
	50.0	52.9	ug/L	106	MCAWW 314.0	05/23/11	1143198
			Dilution Factor: 1				

NOTE(S):

Calculations are performed before rounding to avoid round-off errors in calculated results.

MATRIX SPIKE SAMPLE EVALUATION REPORT

General Chemistry

Client Lot #...: G1E190520 **Matrix.....:** WATER
Date Sampled...: 05/17/11 **Date Received..:** 05/19/11

PARAMETER	PERCENT RECOVERY	RECOVERY LIMITS	RPD	RPD LIMITS	METHOD	PREPARATION-ANALYSIS DATE	PREP BATCH #
Perchlorate		WO#: MJLP01AC-MS/MJLP01AD-MSD				MS Lot-Sample #: G1E190520-001	
	101	(80 - 120)			MCAWW 314.0	05/23/11	1143198
	102	(80 - 120)	1.3	(0-20)	MCAWW 314.0	05/23/11	1143198
		Dilution Factor: 5					
Perchlorate		WO#: MJLP31AC-MS/MJLP31AD-MSD				MS Lot-Sample #: G1E190521-001	
	102	(80 - 120)			MCAWW 314.0	05/20/11	1140241
	103	(80 - 120)	0.65	(0-20)	MCAWW 314.0	05/20/11	1140241
		Dilution Factor: 1					

NOTE(S):

Calculations are performed before rounding to avoid round-off errors in calculated results.

MATRIX SPIKE SAMPLE DATA REPORT

General Chemistry

Client Lot #...: G1E190520 **Matrix.....:** WATER
Date Sampled...: 05/17/11 **Date Received..:** 05/19/11

PARAMETER	SAMPLE AMOUNT	SPIKE AMT	MEASRD AMOUNT	UNITS	PERCNT RECVRY	RPD	METHOD	PREPARATION-ANALYSIS DATE	PREP BATCH #
Perchlorate			WO#: MJLP01AC-MS/MJLP01AD-MSD				MS Lot-Sample #: G1E190520-001		
	ND	250	252	ug/L	101		MCAWW 314.0	05/23/11	1143198
	ND	250	255	ug/L	102	1.3	MCAWW 314.0	05/23/11	1143198
			Dilution Factor: 5						
Perchlorate			WO#: MJLP31AC-MS/MJLP31AD-MSD				MS Lot-Sample #: G1E190521-001		
	22.1	50.0	73.1	ug/L	102		MCAWW 314.0	05/20/11	1140241
	22.1	50.0	73.6	ug/L	103	0.65	MCAWW 314.0	05/20/11	1140241
			Dilution Factor: 1						

NOTE(S):

Calculations are performed before rounding to avoid round-off errors in calculated results.

METHOD BLANK REPORT

General Chemistry

Client Lot #...: G1E190526 **Matrix.....:** WATER

PARAMETER	RESULT	REPORTING LIMIT	UNITS	METHOD	PREPARATION-ANALYSIS DATE	PREP BATCH #
Perchlorate		Work Order #: MJN051AA		MB Lot-Sample #:	G1E200000-241	
	ND	1.0	ug/L	MCAWW 314.0	05/20/11	1140241
		Dilution Factor: 1				
Perchlorate		Work Order #: MJN9L1AA		MB Lot-Sample #:	G1E230000-198	
	ND	1.0	ug/L	MCAWW 314.0	05/23/11	1143198
		Dilution Factor: 1				

NOTE(S):

Calculations are performed before rounding to avoid round-off errors in calculated results.

LABORATORY CONTROL SAMPLE EVALUATION REPORT

General Chemistry

Client Lot #...: G1E190526 **Matrix.....:** WATER

PARAMETER	PERCENT RECOVERY	RECOVERY LIMITS	METHOD	PREPARATION-ANALYSIS DATE	PREP BATCH #
Perchlorate		Work Order #: MJN051AC	LCS Lot-Sample#: G1E200000-241		
	101	(85 - 115)	MCAWW 314.0	05/20/11	1140241
		Dilution Factor: 1			
Perchlorate		Work Order #: MJN9L1AC	LCS Lot-Sample#: G1E230000-198		
	106	(85 - 115)	MCAWW 314.0	05/23/11	1143198
		Dilution Factor: 1			

NOTE(S):

Calculations are performed before rounding to avoid round-off errors in calculated results.

LABORATORY CONTROL SAMPLE DATA REPORT

General Chemistry

Client Lot #...: G1E190526 **Matrix.....:** WATER

PARAMETER	SPIKE AMOUNT	MEASURED AMOUNT	UNITS	PERCNT RECVRY	METHOD	PREPARATION-ANALYSIS DATE	PREP BATCH #
Perchlorate			Work Order #: MJN051AC LCS Lot-Sample#: G1E200000-241				
	50.0	50.6	ug/L	101	MCAWW 314.0	05/20/11	1140241
			Dilution Factor: 1				
Perchlorate			Work Order #: MJN9L1AC LCS Lot-Sample#: G1E230000-198				
	50.0	52.9	ug/L	106	MCAWW 314.0	05/23/11	1143198
			Dilution Factor: 1				

NOTE(S):

Calculations are performed before rounding to avoid round-off errors in calculated results.

MATRIX SPIKE SAMPLE EVALUATION REPORT

General Chemistry

Client Lot #...: G1E190526 **Matrix.....:** WATER
Date Sampled...: 05/16/11 **Date Received..:** 05/19/11

PARAMETER	PERCENT RECOVERY	RECOVERY LIMITS	RPD	RPD LIMITS	METHOD	PREPARATION-ANALYSIS DATE	PREP BATCH #
Perchlorate		WO#: MJLP01AC-MS/MJLP01AD-MSD				MS Lot-Sample #: G1E190520-001	
	101	(80 - 120)			MCAWW 314.0	05/23/11	1143198
	102	(80 - 120)	1.3	(0-20)	MCAWW 314.0	05/23/11	1143198
		Dilution Factor: 5					
Perchlorate		WO#: MJLP31AC-MS/MJLP31AD-MSD				MS Lot-Sample #: G1E190521-001	
	102	(80 - 120)			MCAWW 314.0	05/20/11	1140241
	103	(80 - 120)	0.65	(0-20)	MCAWW 314.0	05/20/11	1140241
		Dilution Factor: 1					

NOTE(S):

Calculations are performed before rounding to avoid round-off errors in calculated results.

MATRIX SPIKE SAMPLE DATA REPORT

General Chemistry

Client Lot #...: G1E190526 **Matrix.....:** WATER
Date Sampled...: 05/16/11 **Date Received..:** 05/19/11

PARAMETER	SAMPLE AMOUNT	SPIKE AMT	MEASRD AMOUNT	UNITS	PERCNT RECVRY	RPD	METHOD	PREPARATION-ANALYSIS DATE	PREP BATCH #
Perchlorate			WO#: MJLP01AC-MS/MJLP01AD-MSD				MS Lot-Sample #: G1E190520-001		
	ND	250	252	ug/L	101		MCAWW 314.0	05/23/11	1143198
	ND	250	255	ug/L	102	1.3	MCAWW 314.0	05/23/11	1143198
			Dilution Factor: 5						
Perchlorate			WO#: MJLP31AC-MS/MJLP31AD-MSD				MS Lot-Sample #: G1E190521-001		
	22.1	50.0	73.1	ug/L	102		MCAWW 314.0	05/20/11	1140241
	22.1	50.0	73.6	ug/L	103	0.65	MCAWW 314.0	05/20/11	1140241
			Dilution Factor: 1						

NOTE(S):

Calculations are performed before rounding to avoid round-off errors in calculated results.

METHOD BLANK REPORT

General Chemistry

Client Lot #...: G1E250473 **Matrix.....:** WATER

PARAMETER	RESULT	REPORTING LIMIT	UNITS	METHOD	PREPARATION-ANALYSIS DATE	PREP BATCH #
Perchlorate		Work Order #: MJ0GA1AA		MB Lot-Sample #:	G1F020000-168	
	ND	1.0	ug/L	MCAWW 314.0	05/31/11	1153168
		Dilution Factor: 1				

NOTE(S):

Calculations are performed before rounding to avoid round-off errors in calculated results.

LABORATORY CONTROL SAMPLE EVALUATION REPORT

General Chemistry

Client Lot #...: G1E250473 **Matrix.....:** WATER

PARAMETER	PERCENT RECOVERY	RECOVERY LIMITS	METHOD	PREPARATION-ANALYSIS DATE	PREP BATCH #
Perchlorate		Work Order #: MJ0GA1AC LCS Lot-Sample#: G1F020000-168			
	107	(85 - 115)	MCAWW 314.0	05/31/11	1153168
		Dilution Factor: 1			

NOTE(S):

Calculations are performed before rounding to avoid round-off errors in calculated results.

LABORATORY CONTROL SAMPLE DATA REPORT

General Chemistry

Client Lot #...: G1E250473 **Matrix.....:** WATER

PARAMETER	SPIKE AMOUNT	MEASURED AMOUNT	UNITS	PERCNT RECVRY	METHOD	PREPARATION-ANALYSIS DATE	PREP BATCH #
Perchlorate			Work Order #: MJ0GA1AC LCS Lot-Sample#: G1F020000-168				
	100	107	ug/L	107	MCAWW 314.0	05/31/11	1153168
			Dilution Factor: 1				

NOTE(S):

Calculations are performed before rounding to avoid round-off errors in calculated results.

MATRIX SPIKE SAMPLE EVALUATION REPORT

General Chemistry

Client Lot #...: G1E250473 **Matrix.....:** WATER
Date Sampled...: 05/18/11 **Date Received..:** 05/24/11

PARAMETER	PERCENT RECOVERY	RECOVERY LIMITS	RPD	RPD LIMITS	METHOD	PREPARATION-ANALYSIS DATE	PREP BATCH #
Perchlorate		WO#: MJRPP1AC-MS/MJRPP1AD-MSD				MS Lot-Sample #: G1E250473-001	
	97	(80 - 120)			MCAWW 314.0	06/01/11	1153168
	101	(80 - 120)	4.3	(0-20)	MCAWW 314.0	06/01/11	1153168
		Dilution Factor: 5					

NOTE(S):

Calculations are performed before rounding to avoid round-off errors in calculated results.

MATRIX SPIKE SAMPLE DATA REPORT

General Chemistry

Client Lot #...: G1E250473 **Matrix.....:** WATER
Date Sampled...: 05/18/11 **Date Received..:** 05/24/11

PARAMETER	SAMPLE AMOUNT	SPIKE AMT	MEASRD AMOUNT	UNITS	PERCNT RECVRY	RPD	METHOD	PREPARATION-ANALYSIS DATE	PREP BATCH #
Perchlorate			WO#: MJRPP1AC-MS/MJRPP1AD-MSD				MS Lot-Sample #: G1E250473-001		
	ND	250	243	ug/L	97		MCAWW 314.0	06/01/11	1153168
	ND	250	254	ug/L	101	4.3	MCAWW 314.0	06/01/11	1153168
			Dilution Factor: 5						

NOTE(S):

Calculations are performed before rounding to avoid round-off errors in calculated results.

Tetra Tech NUS **INTERNAL CORRESPONDENCE**

TO: **D. MURALI** **DATE:** **AUGUST 29, 2011**

FROM: **J. KALINYAK** **COPIES:** **DV FILE**

SUBJECT: **ORGANIC DATA VALIDATION - VOC / SVOC**
INORGANIC DATA VALIDATION – METALS / DISSOLVED METALS / HEX CHROMIUM
LOCKHEED MARTIN STATE AIRPORT – GROUNDWATER
SAMPLE DELIVERY GROUP (SDG) 240-2246-1

SAMPLES: 3 / Aqueous / VOC

MRC-MW110A-072611 MRC-MW110B-072611 TB-072611

2 / Aqueous / SVOC / Hexavalent Chromium / Metals / Dissolved Metals

MRC-MW110A-072611 MRC-MW110B-072611

Overview

The sample set for Lockheed Martin State Airport – Groundwater, SDG 240-2246-1 consisted of three (3) aqueous samples. All samples were analyzed for volatile organic compounds (VOC) and two (2) of the samples were analyzed for semi-volatile organic compounds (SVOC), metals, dissolved metals, and hexavalent chromium as listed above. One (1) trip blank sample was included in the sample delivery group (SDG). No field duplicate sample pairs were included in the SDG.

The samples were collected by Tetra Tech on July 26, 2011 and analyzed by TestAmerica Inc. All analyses were conducted in accordance with SW-846 Methods 8260B VOCs, 8270D SVOCs, 6020A metals, 7470A mercury, and EPA Method 218.6 hexavalent chromium, analytical and reporting protocols.

The data contained in this SDG were validated with regard to the following parameters: data completeness, holding times, GC/MS tuning, initial/continuing calibrations, laboratory method/preparation blank results, ICP interference results, ICP serial dilution results, surrogate spike recoveries, blank spike/blank spike duplicate results, matrix spike/matrix spike duplicate results, internal standard recoveries, chromatographic resolution, compound identification, compound quantitation, and detection limits. Areas of concern are listed below.

Major Problems

- The VOC initial calibration relative response factor (RRF) was <0.05 the quality control limit for tert-butyl alcohol and vinyl acetate on instrument A3UX15 on 05/27/11 and all continuing calibration verifications (CCV) affecting all samples. All sample non-detected results for tert-butyl alcohol and vinyl acetate were qualified rejected, (UR).

Minor Problems

- The following common laboratory VOC contaminant was detected in the trip blank TB-072611 at the following maximum concentration affecting all samples.

Analyte	Maximum Conc. µg/L	Action Level µg/L
Acetone	4.8	48.0

An action level of ten times the maximum level for the common laboratory contaminant acetone has been used to evaluate sample data for blank contamination. Sample

aliquot and dilution factors, if applicable, were taken into consideration when evaluating for blank contamination. Positive sample acetone results for both samples were less than the action level and were qualified non-detected, (B), due to blank contamination.

- The VOC CCV %Ds were greater than the 20% and less than 50% quality control limit for chloromethane, trichlorofluoromethane, acetone, and tert-butyl alcohol for instrument A3UX15 on 08/03/11 @ 11:39 affecting all samples. The samples had non-detected results for chloromethane and trichlorofluoromethane and therefore the sample results were not qualified. The sample non-detected tert-butyl alcohol results were rejected due to the RRF quality control limit non-compliances and the sample MRC-MW110A-072611 and MRC-MW110B-072611 acetone results were qualified for trip blank contamination, therefore, no validation action was necessary. The trip blank sample TB-072611 acetone result was qualified estimated, (J).

- The SVOC LCS 240-9978/17-A %R was less than the quality control limit for caprolactam affecting all samples. The non-detected caprolactam results were qualified biased low, (UL), for all samples.

- The following metals contaminants were detected in the laboratory method/preparation blanks at the following maximum concentrations:

Analyte	Maximum Conc. µg/L	Action Level µg/L
Antimony [1]	0.266	1.330
Cobalt [1]	0.0840	0.420
Molybdenum [1]	2.51	12.55
Thallium [1]	0.978	4.890
Zinc [2]	4.75	23.75
Barium [3]	0.990	4.950
Nickel [3]	0.429	2.145
Zinc [3]	2.89	14.45

[1] Maximum concentrations present in CCB 240-11754/44 affecting both the total and the dissolved metals for samples MRC-MW110A-072611 and MRC-MW110B-072611.
[2] Maximum concentration present in a preparation blank (batch 240-10641/1-B) affecting the dissolved samples MRC-MW110A-072611 and MRC-MW110B-072611.
[3] Maximum concentration present in a preparation blank (batch 240-11191/1-A) affecting the total metals samples MRC-MW110A-072611 and MRC-MW110B-072611.

An action level of 5X the maximum contaminant level has been used to evaluate sample data for blank contamination. Sample aliquot and dilution factors, if applicable, were taken into consideration when evaluating for blank contamination. Positive results less than the blank action level were qualified "B" as a result of laboratory blank contamination.

- The contract required detection limit (CRDL) percent recoveries for lead and cadmium were >110% the quality control limit affecting total and dissolved metals samples MRC-MW110A-072611 and MRC-MW110B-072611. The positive results <2X CRDL for the aforementioned analytes in the affected samples were qualified as biased high, (K), or estimated, (J), as a result of conflicting non-compliances.

- The contract required detection limit (CRDL) percent recoveries for copper and chromium were <90% the quality control limit affecting total and dissolved metals samples MRC-MW110A-072611 and MRC-MW110B-072611. The positive results <2X CRDL for the aforementioned analytes in the affected samples were qualified as biased low, (L), or estimated, (J), as a result of conflicting non-compliances. The non-detected sample results were qualified biased low, (UL).

- The CRDL percent recoveries for mercury were <80% the quality control limit affecting total and dissolved metals samples MRC-MW110A-072611 and MRC-MW110B-072611. All samples had non-detected mercury results which were qualified biased low, (UL).

- Positive results reported below the quantitation limit but above the method detection limit were qualified as estimated, (J).

Notes

The VOC laboratory sample Form I data for Tentatively Identified Compounds (TIC) was included in the Appendix B section for informational purposes. The compounds listed on the laboratory TIC Form I's were qualified as presumptively present and estimated, (NJ). All samples had TIC results.

The sample MRC-MW110A-072611 was analyzed at a 1.43X dilution and sample MRC-MW110B-072611 was analyzed at a 2X dilution for VOCs. As a result of the dilutions, the Method Detection Limit (MDL) for the non-detected analytes were slightly elevated.

The VOC LCS %R for LCS 240-10698/4 was greater than the quality control limit for tert-butyl alcohol affecting all samples. The aforementioned sample tert-butyl alcohol results were non-detected and were previously qualified rejected and therefore no further action was necessary.

The VOC sample MS and MSD had %Rs for many VOC analytes which were quality control limit non-compliant. No validation action was taken as the MS and MSD was not for a sample from this SDG.

The SVOC CCV %D was greater than the 20% and less than 50% quality control limit for 2,4-dinitrophenol for instrument A4HP10 08/01/11 @ 11:11 affecting all samples. The samples had non-detected results for 2,4-dinitrophenol which were not qualified.

The CRDL percent recoveries for nickel, zinc, silver, and thallium were >110% the quality control limit affecting total and dissolved metals samples MRC-MW110A-072611 and MRC-MW110B-072611. No validation actions were warranted as all sample results were either >2X CRDL, non-detected, or were qualified as a result of blank contamination.

EXECUTIVE SUMMARY

Laboratory Performance Issues: Calibration VOC RRF QC limit non-compliances led to the rejection of tert-butyl alcohol and vinyl acetate non-detected results. VOC sample results were qualified for method blank contamination. VOC sample results were qualified for CCV %D quality control limit non-compliances. A SVOC LCS %R quality control limit non-compliance resulted in sample data qualifications. Dissolved and total metal sample results were qualified for method/preparation blank contamination. Metal sample results were qualified for CRDL %Rs which were quality control limit non-compliant.

Other Factors Affecting Data Quality: Positive results reported below the quantitation limit but above the method detection limit were qualified as estimated, (J).

The data for these analyses were reviewed with reference to USEPA SW-846 Methods 8260B VOCs, 8270D SVOCs, 6020A metals, 7470A mercury, and EPA Method 218.6 hexavalent chromium, the Region III EPA Functional Guidelines for Organic Data Validation (9/94), and the Region III modifications to the "National Functional Guidelines for Inorganic Data Validation" (April 1993).

Tetra Tech NUS
Joseph Kalinyak
Data Validator/Environmental Scientist

TetraTech NUS
Joseph A. Samchuck
Data Validation Quality Assurance Officer

Attachments:
Appendix A – Qualified Analytical Results
Appendix B – Results as Reported by the Laboratory
Appendix C – Support Documentation

APPENDIX A

QUALIFIED ANALYTICAL RESULTS

DATA QUALIFICATION CODE (QUAL CODE)

A = Lab Blank Contamination
B = Field Blank Contamination
C = Calibration Noncompliance (e.g. % RSDs, %Ds, ICVs, CCVs, RRFs, etc.)
C01 = GC/MS Tuning Noncompliance
D = MS/MSD Recovery Noncompliance
E = LCS/LCSD Recovery Noncompliance
F = Lab Duplicate Imprecision
G = Field Duplicate Imprecision
H = Holding Time Exceedance
I = ICP Serial Dilution Noncompliance
J = GFAA PDS - GFAA MSA's r < 0.995 / ICP PDS Recovery Noncompliance
K = ICP Interference - includes ICS % R Noncompliance
L = Instrument Calibration Range Exceedance
M = Sample Preservation Noncompliance
N = Internal Standard Noncompliance
N01 = Internal Standard Recovery Noncompliance Dioxins
N02 = Recovery Standard Noncompliance Dioxins
N03 = Clean-up Standard Noncompliance Dioxins
O = Poor Instrument Performance (e.g. base-line drifting)
P = Uncertainty near detection limit (< 2 x IDL for inorganics and <CRQL for organics)
Q = Other problems (can encompass a number of issues; e.g. chromatography,interferences, etc.)
R = Surrogates Recovery Noncompliance
S = Pesticide/PCB Resolution
T = % Breakdown Noncompliance for DDT and Endrin
U = % Difference between columns/detectors >25% for positive results determined via GC/HPLC
V = Non-linear calibrations; correlation coefficient r < 0.995
W = EMPC result
X = Signal to noise response drop
Y = Percent solids <30%
Z = Uncertainty at 2 sigma deviation is greater than sample activity

PROJ_NO: C03292	NSAMPLE	MRC-MW110A-072611			MRC-MW110B-072611			TB-072611		
SDG: 240-2246-1	LAB_ID	240-2246-2			240-2246-3			240-2246-1		
FRACTION: OV	SAMP_DATE	7/26/2011			7/26/2011			7/26/2011		
MEDIA: WATER	QC_TYPE	NM			NM			NM		
	UNITS	UG/L			UG/L			UG/L		
	PCT_SOLIDS	0.0			0.0			0.0		
	DUP_OF									
PARAMETER		RESULT	VQL	QLCD	RESULT	VQL	QLCD	RESULT	VQL	QLCD
1,1,1,2-TETRACHLOROETHANE		0.33	U		0.46	U		0.23	U	
1,1,1-TRICHLOROETHANE		0.31	U		0.44	U		0.22	U	
1,1,2,2-TETRACHLOROETHANE		0.26	U		0.36	U		0.18	U	
1,1,2-TRICHLOROTRIFLUOROETHANE		0.4	U		0.56	U		0.28	U	
1,1-DICHLOROETHANE		0.66	J	P	0.3	U		0.15	U	
1,1-DICHLOROETHENE		0.39	J	P	0.66	J	P	0.19	U	
1,1-DICHLOROPROPENE		0.19	U		0.26	U		0.13	U	
1,2,3-TRICHLOROBENZENE		0.24	U		0.34	U		0.17	U	
1,2,3-TRICHLOROPROPANE		0.61	U		0.86	U		0.43	U	
1,2,3-TRIMETHYLBENZENE		0.0084	U		0.012	U		0.0059	U	
1,2,4-TRICHLOROBENZENE		0.21	U		0.3	U		0.15	U	
1,2,4-TRIMETHYLBENZENE		0.17	U		0.24	U		0.12	U	
1,2-DIBROMO-3-CHLOROPROPANE		0.96	U		1.3	U		0.67	U	
1,2-DIBROMOETHANE		0.34	U		0.48	U		0.24	U	
1,2-DICHLOROBENZENE		0.19	U		0.26	U		0.13	U	
1,2-DICHLOROETHANE		0.31	U		0.44	U		0.22	U	
1,2-DICHLOROPROPANE		0.26	U		0.36	U		0.18	U	
1,3-DICHLOROBENZENE		0.2	U		0.28	U		0.14	U	
1,3-DICHLOROPROPANE		0.23	U		0.32	U		0.16	U	
1,4-DICHLOROBENZENE		0.19	U		0.26	U		0.13	U	
2,2-DICHLOROPROPANE		0.19	U		0.26	U		0.13	U	
2-BUTANONE		1.1	J	P	1.1	U		0.57	U	
2-CHLOROETHYL VINYL ETHER		1.4	U		2	U		0.99	U	
2-CHLOROTOLUENE		0.16	U		0.22	U		0.11	U	
2-HEXANONE		0.59	U		0.82	U		0.41	U	
4-CHLOROTOLUENE		0.26	U		0.36	U		0.18	U	
4-ISOPROPYLTOLUENE		0.17	U		0.24	U		0.12	U	
4-METHYL-2-PENTANONE		0.46	U		0.64	U		0.32	U	
ACETONE		11	B	B	8	B	B	4.8	J	CP
BENZENE		2			8.6			0.13	U	
BROMOBENZENE		0.19	U		0.26	U		0.13	U	
BROMOCHLOROMETHANE		0.41	U		0.58	U		0.29	U	
BROMODICHLOROMETHANE		0.21	U		0.3	U		0.15	U	
BROMOFORM		0.92	U		1.3	U		0.64	U	
BROMOMETHANE		0.59	U		0.82	U		0.41	U	

PROJ_NO: C03292	NSAMPLE	MRC-MW110A-072611			MRC-MW110B-072611			TB-072611		
SDG: 240-2246-1	LAB_ID	240-2246-2			240-2246-3			240-2246-1		
FRACTION: OV	SAMP_DATE	7/26/2011			7/26/2011			7/26/2011		
MEDIA: WATER	QC_TYPE	NM			NM			NM		
	UNITS	UG/L			UG/L			UG/L		
	PCT_SOLIDS	0.0			0.0			0.0		
	DUP_OF									
PARAMETER		RESULT	VQL	QLCD	RESULT	VQL	QLCD	RESULT	VQL	QLCD
CARBON DISULFIDE		0.19	U		0.26	U		0.13	U	
CARBON TETRACHLORIDE		0.19	U		0.26	U		0.13	U	
CHLOROBENZENE		0.21	U		0.3	U		0.15	U	
CHLORODIBROMOMETHANE		0.26	U		0.36	U		0.18	U	
CHLOROETHANE		0.41	U		0.58	U		0.29	U	
CHLOROFORM		0.58	J	P	0.98	J	P	0.16	U	
CHLOROMETHANE		0.43	U		0.6	U		0.3	U	
CIS-1,2-DICHLOROETHENE		1.9			4.2			0.17	U	
CIS-1,3-DICHLOROPROPENE		0.2	U		0.28	U		0.14	U	
DIBROMOMETHANE		0.4	U		0.56	U		0.28	U	
DICHLORODIFLUOROMETHANE		0.44	U		0.62	U		0.31	U	
DIISOPROPYL ETHER		2.1	U		3	U		1.5	U	
ETHYL TERT-BUTYL ETHER		0.16	U		0.22	U		0.11	U	
ETHYLBENZENE		0.24	U		0.65	J	P	0.17	U	
HEXACHLOROBUTADIENE		0.43	U		0.6	U		0.3	U	
ISOPROPYLBENZENE		0.19	U		0.26	U		0.13	U	
M+P-XYLENES		0.34	U		1.3	J	P	0.24	U	
METHYL TERT-BUTYL ETHER		0.24	U		0.56	J	P	0.17	U	
METHYLENE CHLORIDE		0.47	U		0.66	U		0.33	U	
NAPHTHALENE		0.34	U		0.48	U		0.24	U	
N-BUTYLBENZENE		0.17	U		0.24	U		0.12	U	
N-PROPYLBENZENE		0.2	U		0.28	U		0.14	U	
O-XYLENE		0.2	U		0.54	J	P	0.14	U	
SEC-BUTYLBENZENE		0.19	U		0.26	U		0.13	U	
STYRENE		0.16	U		0.22	U		0.11	U	
TERT-AMYL METHYL ETHER		0.096	U		0.13	U		0.067	U	
TERT-BUTYLBENZENE		0.19	U		0.26	U		0.13	U	
TERTIARY-BUTYL ALCOHOL		5.6	UR	C	7.8	UR	C	3.9	UR	C
TETRACHLOROETHENE		0.41	U		0.58	U		0.29	U	
TOLUENE		0.19	U		0.26	U		0.13	U	
TOTAL XYLENES		0.4	U		1.8	J	P	0.28	U	
TRANS-1,2-DICHLOROETHENE		0.27	U		0.38	U		0.19	U	
TRANS-1,3-DICHLOROPROPENE		0.27	U		0.38	U		0.19	U	
TRICHLOROETHENE		30			45			0.17	U	
TRICHLOROFLUOROMETHANE		0.3	U		0.42	U		0.21	U	

PROJ_NO: C03292	NSAMPLE	MRC-MW110A-072611			MRC-MW110B-072611			TB-072611		
SDG: 240-2246-1	LAB_ID	240-2246-2			240-2246-3			240-2246-1		
FRACTION: OV	SAMP_DATE	7/26/2011			7/26/2011			7/26/2011		
MEDIA: WATER	QC_TYPE	NM			NM			NM		
	UNITS	UG/L			UG/L			UG/L		
	PCT_SOLIDS	0.0			0.0			0.0		
	DUP_OF									
PARAMETER		RESULT	VQL	QLCD	RESULT	VQL	QLCD	RESULT	VQL	QLCD
VINYL ACETATE		0.27	UR	C	0.38	UR	C	0.19	UR	C
VINYL CHLORIDE		0.31	U		0.44	U		0.22	U	

PROJ_NO: C03292	NSAMPLE	MRC-MW110A-072611			MRC-MW110B-072611		
SDG: 240-2246-1	LAB_ID	240-2246-2			240-2246-3		
FRACTION: OS	SAMP_DATE	7/26/2011			7/26/2011		
MEDIA: WATER	QC_TYPE	NM			NM		
	UNITS	UG/L			UG/L		
	PCT_SOLIDS	0.0			0.0		
	DUP_OF						
PARAMETER		RESULT	VQL	QLCD	RESULT	VQL	QLCD
1,1-BIPHENYL		0.76	U		0.8	U	
1,4-DIOXANE		0.7	J	P	1.3		
2,2'-OXYBIS(1-CHLOROPROPANE)		0.38	U		0.4	U	
2,4,5-TRICHLOROPHENOL		0.29	U		0.3	U	
2,4,6-TRICHLOROPHENOL		0.76	U		0.8	U	
2,4-DICHLOROPHENOL		0.76	U		0.8	U	
2,4-DIMETHYLPHENOL		0.76	U		0.8	U	
2,4-DINITROPHENOL		2.3	U		2.4	U	
2,4-DINITROTOLUENE		0.26	U		0.27	U	
2,6-DINITROTOLUENE		0.76	U		0.8	U	
2-CHLORONAPHTHALENE		0.095	U		0.1	U	
2-CHLOROPHENOL		0.28	U		0.29	U	
2-METHYLNAPHTHALENE		0.095	U		0.1	U	
2-METHYLPHENOL		0.76	U		0.8	U	
2-NITROANILINE		0.76	U		0.8	U	
2-NITROPHENOL		0.27	U		0.28	U	
3&4-METHYLPHENOL		0.71	U		0.75	U	
3,3'-DICHLOROBENZIDINE		0.35	U		0.37	U	
3-NITROANILINE		0.27	U		0.28	U	
4,6-DINITRO-2-METHYLPHENOL		2.3	U		2.4	U	
4-BROMOPHENYL PHENYL ETHER		0.76	U		0.8	U	
4-CHLORO-3-METHYLPHENOL		0.76	U		0.8	U	
4-CHLOROANILINE		0.76	U		0.8	U	
4-CHLOROPHENYL PHENYL ETHER		0.29	U		0.3	U	
4-NITROANILINE		0.76	U		0.8	U	
4-NITROPHENOL		2.3	U		2.4	U	
ACENAPHTHENE		0.095	U		0.1	U	
ACENAPHTHYLENE		0.095	U		0.1	U	
ACETOPHENONE		0.32	U		0.34	U	
ANTHRACENE		0.095	U		0.1	U	
ATRAZINE		0.32	U		0.34	U	
BENZALDEHYDE		0.37	U		0.39	U	
BENZO(A)ANTHRACENE		0.095	U		0.1	U	
BENZO(A)PYRENE		0.095	U		0.1	U	
BENZO(B)FLUORANTHENE		0.095	U		0.1	U	

PROJ_NO: C03292	NSAMPLE	MRC-MW110A-072611			MRC-MW110B-072611		
SDG: 240-2246-1	LAB_ID	240-2246-2			240-2246-3		
FRACTION: OS	SAMP_DATE	7/26/2011			7/26/2011		
MEDIA: WATER	QC_TYPE	NM			NM		
	UNITS	UG/L			UG/L		
	PCT_SOLIDS	0.0			0.0		
	DUP_OF						
PARAMETER		RESULT	VQL	QLCD	RESULT	VQL	QLCD
BENZO(G,H,I)PERYLENE		0.095	U		0.1	U	
BENZO(K)FLUORANTHENE		0.095	U		0.1	U	
BIS(2-CHLOROETHOXY)METHANE		0.3	U		0.32	U	
BIS(2-CHLOROETHYL)ETHER		0.095	U		0.1	U	
BIS(2-ETHYLHEXYL)PHTHALATE		0.76	U		1.2	J	P
BUTYL BENZYL PHTHALATE		0.76	U		0.8	U	
CAPROLACTAM		0.76	UL	E	0.8	UL	E
CARBAZOLE		0.27	U		0.28	U	
CHRYSENE		0.095	U		0.1	U	
DIBENZO(A,H)ANTHRACENE		0.095	U		0.1	U	
DIBENZOFURAN		0.095	U		0.1	U	
DIETHYL PHTHALATE		0.57	U		0.6	U	
DIMETHYL PHTHALATE		0.28	U		0.29	U	
DI-N-BUTYL PHTHALATE		0.64	U		0.67	U	
DI-N-OCTYL PHTHALATE		0.76	U		0.8	U	
FLUORANTHENE		0.095	U		0.1	U	
FLUORENE		0.095	U		0.1	U	
HEXACHLOROBENZENE		0.095	U		0.1	U	
HEXACHLOROBUTADIENE		0.26	U		0.27	U	
HEXACHLOROCYCLOPENTADIENE		0.76	U		0.8	U	
HEXACHLOROETHANE		0.76	U		0.8	U	
INDENO(1,2,3-CD)PYRENE		0.095	U		0.1	U	
ISOPHORONE		0.26	U		0.27	U	
NAPHTHALENE		0.095	U		0.1	U	
NITROBENZENE		0.038	U		0.04	U	
N-NITROSODIMETHYLAMINE		0.3	U		0.31	U	
N-NITROSO-DI-N-PROPYLAMINE		0.76	U		0.8	U	
N-NITROSODIPHENYLAMINE		0.3	U		0.31	U	
PENTACHLOROPHENOL		2.3	U		2.4	U	
PHENANTHRENE		0.095	U		0.1	U	
PHENOL		0.57	U		0.6	U	
PYRENE		0.095	U		0.1	U	

PROJ_NO: C03292	NSAMPLE	MRC-MW110A-072611			MRC-MW110B-072611		
SDG: 240-2246-1	LAB_ID	240-2246-2			240-2246-3		
FRACTION: M	SAMP_DATE	7/26/2011			7/26/2011		
MEDIA: WATER	QC_TYPE	NM			NM		
	UNITS	UG/L			UG/L		
	PCT_SOLIDS	0.0			0.0		
	DUP_OF						
PARAMETER		RESULT	VQL	QLCD	RESULT	VQL	QLCD
ANTIMONY		0.25	B	A	0.13	U	
ARSENIC		0.4	U		0.4	U	
BARIUM		700			140		
BERYLLIUM		11			1.9		
CADMIUM		1.5	K	C	0.27	J	CP
CHROMIUM		0.71	UL	C	0.71	UL	C
COBALT		650			420		
COPPER		40			1.2	J	CP
LEAD		0.85	J	CP	0.18	U	
MERCURY		0.12	UL	C	0.12	UL	C
MOLYBDENUM		1.8	B	A	0.27	B	A
NICKEL		490			400		
SELENIUM		1.2	J	P	0.57	U	
SILVER		0.08	U		0.08	U	
THALLIUM		1.4	B	A	0.53	B	A
VANADIUM		0.44	U		0.44	U	
ZINC		450			510		

PROJ_NO: C03292	NSAMPLE	MRC-MW110A-072611			MRC-MW110B-072611		
SDG: 240-2246-1	LAB_ID	240-2246-2			240-2246-3		
FRACTION: MF	SAMP_DATE	7/26/2011			7/26/2011		
MEDIA: WATER	QC_TYPE	NM			NM		
	UNITS	UG/L			UG/L		
	PCT_SOLIDS	0.0			0.0		
	DUP_OF						
PARAMETER		RESULT	VQL	QLCD	RESULT	VQL	QLCD
ANTIMONY		0.22	B	A	0.3	B	A
ARSENIC		0.4	U		0.4	U	
BARIUM		730			150		
BERYLLIUM		12			2.1		
CADMIUM		0.68	J	CP	0.27	J	CP
CHROMIUM		0.71	UL	C	0.71	UL	C
COBALT		680			450		
COPPER		3.4	L	C	0.29	UL	C
LEAD		0.18	U		0.18	U	
MERCURY		0.12	UL	C	0.12	UL	C
MOLYBDENUM		1.5	B	A	2.3	B	A
NICKEL		510			420		
SELENIUM		1.1	J	P	0.57	U	
SILVER		0.08	U		0.08	U	
THALLIUM		1.3	B	A	1.8	B	A
VANADIUM		0.44	U		0.44	U	
ZINC		430			520		

PROJ_NO: C03292	NSAMPLE	MRC-MW110A-072611			MRC-MW110B-072611		
SDG: 240-2246-1	LAB_ID	240-2246-2			240-2246-3		
FRACTION: MISC	SAMP_DATE	7/26/2011			7/26/2011		
MEDIA: WATER	QC_TYPE	NM			NM		
	UNITS	UG/L			UG/L		
	PCT_SOLIDS	0.0			0.0		
	DUP_OF						
PARAMETER		RESULT	VQL	QLCD	RESULT	VQL	QLCD
HEXAVALENT CHROMIUM		0.04	U		0.04	U	

APPENDIX B

RESULTS AS REPORTED BY THE LABORATORY

FORM I
GC/MS VOA ORGANICS ANALYSIS DATA SHEET

Lab Name: TestAmerica North Canton | Job No.: 240-2246-1

SDG No.:

Client Sample ID: MRC-MW110A-072611 | Lab Sample ID: 240-2246-2

Matrix: Water | Lab File ID: UXC7125.D

Analysis Method: 8260B | Date Collected: 07/26/2011 11:48

Sample wt/vol: 5(mL) | Date Analyzed: 08/03/2011 13:43

Soil Aliquot Vol: | Dilution Factor: 1.43

Soil Extract Vol.: | GC Column: DB-624 ID: 0.18(mm)

% Moisture: | Level: (low/med) Low

Analysis Batch No.: 10698 | Units: ug/L

CAS NO.	COMPOUND NAME	RESULT	Q	RL	MDL
630-20-6	1,1,1,2-Tetrachloroethane	1.4	U	1.4	0.33
71-55-6	1,1,1-Trichloroethane	1.4	U	1.4	0.31
79-34-5	1,1,2,2-Tetrachloroethane	1.4	U	1.4	0.26
76-13-1	1,1,2-Trichloro-1,2,2-trichfluoroethane	1.4	U	1.4	0.40
75-34-3	1,1-Dichloroethane	0.66	J	1.4	0.21
75-35-4	1,1-Dichloroethene	0.39	J	1.4	0.27
563-58-6	1,1-Dichloropropene	1.4	U	1.4	0.19
87-61-6	1,2,3-Trichlorobenzene	1.4	U	1.4	0.24
96-18-4	1,2,3-Trichloropropane	1.4	U	1.4	0.61
526-73-8	1,2,3-Trimethylbenzene	7.2	U	7.2	0.0084
120-82-1	1,2,4-Trichlorobenzene	1.4	U	1.4	0.21
95-63-6	1,2,4-Trimethylbenzene	1.4	U	1.4	0.17
96-12-8	1,2-Dibromo-3-Chloropropane	2.9	U	2.9	0.96
95-50-1	1,2-Dichlorobenzene	1.4	U	1.4	0.19
107-06-2	1,2-Dichloroethane	1.4	U	1.4	0.31
78-87-5	1,2-Dichloropropane	1.4	U	1.4	0.26
541-73-1	1,3-Dichlorobenzene	1.4	U	1.4	0.20
142-28-9	1,3-Dichloropropane	1.4	U	1.4	0.23
106-46-7	1,4-Dichlorobenzene	1.4	U	1.4	0.19
594-20-7	2,2-Dichloropropane	1.4	U	1.4	0.19
78-93-3	2-Butanone	1.1	J	14	0.82
110-75-8	2-Chloroethyl vinyl ether	14	U	14	1.4
95-49-8	2-Chlorotoluene	1.4	U	1.4	0.16
591-78-6	2-Hexanone	14	U	14	0.59
106-43-4	4-Chlorotoluene	1.4	U	1.4	0.26
99-87-6	p-Isopropyltoluene	1.4	U	1.4	0.17
108-10-1	4-Methyl-2-pentanone	14	U	14	0.46
67-64-1	Acetone	11	J	14	1.6
71-43-2	Benzene	2.0		1.4	0.19
108-86-1	Bromobenzene	1.4	U	1.4	0.19
75-25-2	Bromoform	1.4	U	1.4	0.92
74-83-9	Bromomethane	1.4	U	1.4	0.59
75-15-0	Carbon disulfide	1.4	U	1.4	0.19
56-23-5	Carbon tetrachloride	1.4	U	1.4	0.19
108-90-7	Chlorobenzene	1.4	U	1.4	0.21

FORM I
GC/MS VOA ORGANICS ANALYSIS DATA SHEET

Lab Name: TestAmerica North Canton Job No.: 240-2246-1

SDG No.:

Client Sample ID: MRC-MW110A-072611 Lab Sample ID: 240-2246-2

Matrix: Water Lab File ID: UXC7125.D

Analysis Method: 8260B Date Collected: 07/26/2011 11:48

Sample wt/vol: 5(mL) Date Analyzed: 08/03/2011 13:43

Soil Aliquot Vol: Dilution Factor: 1.43

Soil Extract Vol.: GC Column: DB-624 ID: 0.18(mm)

% Moisture: Level: (low/med) Low

Analysis Batch No.: 10698 Units: ug/L

CAS NO.	COMPOUND NAME	RESULT	Q	RL	MDL
124-48-1	Dibromochloromethane	1.4	U	1.4	0.26
75-00-3	Chloroethane	1.4	U	1.4	0.41
67-66-3	Chloroform	0.58	J	1.4	0.23
74-87-3	Chloromethane	1.4	U	1.4	0.43
156-59-2	cis-1,2-Dichloroethene	1.9		1.4	0.24
10061-01-5	cis-1,3-Dichloropropene	1.4	U	1.4	0.20
74-95-3	Dibromomethane	1.4	U	1.4	0.40
74-97-5	Bromochloromethane	1.4	U	1.4	0.41
75-71-8	Dichlorodifluoromethane	1.4	U	1.4	0.44
75-27-4	Bromodichloromethane	1.4	U	1.4	0.21
75-65-0	tert-Butyl alcohol	72	U *	72	5.6
100-41-4	Ethylbenzene	1.4	U	1.4	0.24
87-68-3	Hexachlorobutadiene	1.4	U	1.4	0.43
108-20-3	Diisopropyl ether	14	U	14	2.1
98-82-8	Isopropylbenzene	1.4	U	1.4	0.19
1634-04-4	Methyl tert-butyl ether	7.2	U	7.2	0.24
75-09-2	Methylene Chloride	1.4	U	1.4	0.47
179601-23-1	m-Xylene & p-Xylene	2.9	U	2.9	0.34
91-20-3	Naphthalene	1.4	U	1.4	0.34
104-51-8	n-Butylbenzene	1.4	U	1.4	0.17
103-65-1	n-Propylbenzene	1.4	U	1.4	0.20
95-47-6	o-Xylene	1.4	U	1.4	0.20
135-98-8	sec-Butylbenzene	1.4	U	1.4	0.19
100-42-5	Styrene	1.4	U	1.4	0.16
994-05-8	Tert-amyl-methyl ether (TAME)	7.2	U	7.2	0.096
637-92-3	Ethyl-t-butyl ether (ETBE)	7.2	U	7.2	0.16
127-18-4	Tetrachloroethene	1.4	U	1.4	0.41
108-88-3	Toluene	1.4	U	1.4	0.19
156-60-5	trans-1,2-Dichloroethene	1.4	U	1.4	0.27
10061-02-6	trans-1,3-Dichloropropene	1.4	U	1.4	0.27
79-01-6	Trichloroethene	30		1.4	0.24
75-69-4	Trichlorofluoromethane	1.4	U	1.4	0.30
108-05-4	Vinyl acetate	2.9	U	2.9	0.27
75-01-4	Vinyl chloride	1.4	U	1.4	0.31
1330-20-7	Xylenes, Total	2.9	U	2.9	0.40

FORM I
GC/MS VOA ORGANICS ANALYSIS DATA SHEET

Lab Name: TestAmerica North Canton Job No.: 240-2246-1

SDG No.:

Client Sample ID: MRC-MW110A-072611 Lab Sample ID: 240-2246-2

Matrix: Water Lab File ID: UXC7125.D

Analysis Method: 8260B Date Collected: 07/26/2011 11:48

Sample wt/vol: 5(mL) Date Analyzed: 08/03/2011 13:43

Soil Aliquot Vol: Dilution Factor: 1.43

Soil Extract Vol.: GC Column: DB-624 ID: 0.18(mm)

% Moisture: Level: (low/med) Low

Analysis Batch No.: 10698 Units: ug/L

CAS NO.	COMPOUND NAME	RESULT	Q	RL	MDL
98-06-6	tert-Butylbenzene	1.4	U	1.4	0.19
106-93-4	1,2-Dibromoethane	1.4	U	1.4	0.34

CAS NO.	SURROGATE	%REC	Q	LIMITS
2037-26-5	Toluene-d8 (Surr)	106		74-115
1868-53-7	Dibromofluoromethane (Surr)	94		75-121
460-00-4	4-Bromofluorobenzene (Surr)	91		66-117
17060-07-0	1,2-Dichloroethane-d4 (Surr)	105		63-129

FORM I
GC/MS VOA ORGANICS ANALYSIS DATA SHEET
TENTATIVELY IDENTIFIED COMPOUNDS

Lab Name: TestAmerica North Canton | Job No.: 240-2246-1

SDG No.:

Client Sample ID: MRC-MW110A-072611 | Lab Sample ID: 240-2246-2

Matrix: Water | Lab File ID: UXC7125.D

Analysis Method: 8260B | Date Collected: 07/26/2011 11:48

Sample wt/vol: 5(mL) | Date Analyzed: 08/03/2011 13:43

Soil Aliquot Vol: | Dilution Factor: 1.43

Soil Extract Vol.: | GC Column: DB-624 ID: 0.18(mm)

% Moisture: | Level: (low/med) Low

Analysis Batch No.: 10698 | Units: ug/L

Number TICs Found: 1 | TIC Result Total: 1

CAS NO.	COMPOUND NAME	RT	RESULT	Q
	Tentatively Identified Compound		None	
109-99-9	Tetrahydrofuran	4.03	1.0	J B

FORM I
GC/MS VOA ORGANICS ANALYSIS DATA SHEET

Lab Name: TestAmerica North Canton | Job No.: 240-2246-1

SDG No.:

Client Sample ID: MRC-MW110B-072611 | Lab Sample ID: 240-2246-3

Matrix: Water | Lab File ID: UXC7126.D

Analysis Method: 8260B | Date Collected: 07/26/2011 13:08

Sample wt/vol: 5(mL) | Date Analyzed: 08/03/2011 14:06

Soil Aliquot Vol: | Dilution Factor: 2

Soil Extract Vol.: | GC Column: DB-624 ID: 0.18(mm)

% Moisture: | Level: (low/med) Low

Analysis Batch No.: 10698 | Units: ug/L

CAS NO.	COMPOUND NAME	RESULT	Q	RL	MDL
630-20-6	1,1,1,2-Tetrachloroethane	2.0	U	2.0	0.46
71-55-6	1,1,1-Trichloroethane	2.0	U	2.0	0.44
79-34-5	1,1,2,2-Tetrachloroethane	2.0	U	2.0	0.36
76-13-1	1,1,2-Trichloro-1,2,2-trichfluoroethane	2.0	U	2.0	0.56
75-34-3	1,1-Dichloroethane	2.0	U	2.0	0.30
75-35-4	1,1-Dichloroethene	0.66	J	2.0	0.38
563-58-6	1,1-Dichloropropene	2.0	U	2.0	0.26
87-61-6	1,2,3-Trichlorobenzene	2.0	U	2.0	0.34
96-18-4	1,2,3-Trichloropropane	2.0	U	2.0	0.86
526-73-8	1,2,3-Trimethylbenzene	10	U	10	0.012
120-82-1	1,2,4-Trichlorobenzene	2.0	U	2.0	0.30
95-63-6	1,2,4-Trimethylbenzene	2.0	U	2.0	0.24
96-12-8	1,2-Dibromo-3-Chloropropane	4.0	U	4.0	1.3
95-50-1	1,2-Dichlorobenzene	2.0	U	2.0	0.26
107-06-2	1,2-Dichloroethane	2.0	U	2.0	0.44
78-87-5	1,2-Dichloropropane	2.0	U	2.0	0.36
541-73-1	1,3-Dichlorobenzene	2.0	U	2.0	0.28
142-28-9	1,3-Dichloropropane	2.0	U	2.0	0.32
106-46-7	1,4-Dichlorobenzene	2.0	U	2.0	0.26
594-20-7	2,2-Dichloropropane	2.0	U	2.0	0.26
78-93-3	2-Butanone	20	U	20	1.1
110-75-8	2-Chloroethyl vinyl ether	20	U	20	2.0
95-49-8	2-Chlorotoluene	2.0	U	2.0	0.22
591-78-6	2-Hexanone	20	U	20	0.82
106-43-4	4-Chlorotoluene	2.0	U	2.0	0.36
99-87-6	p-Isopropyltoluene	2.0	U	2.0	0.24
108-10-1	4-Methyl-2-pentanone	20	U	20	0.64
67-64-1	Acetone	8.0	J	20	2.2
71-43-2	Benzene	8.6		2.0	0.26
108-86-1	Bromobenzene	2.0	U	2.0	0.26
75-25-2	Bromoform	2.0	U	2.0	1.3
74-83-9	Bromomethane	2.0	U	2.0	0.82
75-15-0	Carbon disulfide	2.0	U	2.0	0.26
56-23-5	Carbon tetrachloride	2.0	U	2.0	0.26
108-90-7	Chlorobenzene	2.0	U	2.0	0.30

FORM I
GC/MS VOA ORGANICS ANALYSIS DATA SHEET

Lab Name: TestAmerica North Canton Job No.: 240-2246-1

SDG No.:

Client Sample ID: MRC-MW110B-072611 Lab Sample ID: 240-2246-3

Matrix: Water Lab File ID: UXC7126.D

Analysis Method: 8260B Date Collected: 07/26/2011 13:08

Sample wt/vol: 5(mL) Date Analyzed: 08/03/2011 14:06

Soil Aliquot Vol: Dilution Factor: 2

Soil Extract Vol.: GC Column: DB-624 ID: 0.18(mm)

% Moisture: Level: (low/med) Low

Analysis Batch No.: 10698 Units: ug/L

CAS NO.	COMPOUND NAME	RESULT	Q	RL	MDL
124-48-1	Dibromochloromethane	2.0	U	2.0	0.36
75-00-3	Chloroethane	2.0	U	2.0	0.58
67-66-3	Chloroform	0.98	J	2.0	0.32
74-87-3	Chloromethane	2.0	U	2.0	0.60
156-59-2	cis-1,2-Dichloroethene	4.2		2.0	0.34
10061-01-5	cis-1,3-Dichloropropene	2.0	U	2.0	0.28
74-95-3	Dibromomethane	2.0	U	2.0	0.56
74-97-5	Bromochloromethane	2.0	U	2.0	0.58
75-71-8	Dichlorodifluoromethane	2.0	U	2.0	0.62
75-27-4	Bromodichloromethane	2.0	U	2.0	0.30
75-65-0	tert-Butyl alcohol	100	U *	100	7.8
100-41-4	Ethylbenzene	0.65	J	2.0	0.34
87-68-3	Hexachlorobutadiene	2.0	U	2.0	0.60
108-20-3	Diisopropyl ether	20	U	20	3.0
98-82-8	Isopropylbenzene	2.0	U	2.0	0.26
1634-04-4	Methyl tert-butyl ether	0.56	J	10	0.34
75-09-2	Methylene Chloride	2.0	U	2.0	0.66
179601-23-1	m-Xylene & p-Xylene	1.3	J	4.0	0.48
91-20-3	Naphthalene	2.0	U	2.0	0.48
104-51-8	n-Butylbenzene	2.0	U	2.0	0.24
103-65-1	n-Propylbenzene	2.0	U	2.0	0.28
95-47-6	o-Xylene	0.54	J	2.0	0.28
135-98-8	sec-Butylbenzene	2.0	U	2.0	0.26
100-42-5	Styrene	2.0	U	2.0	0.22
994-05-8	Tert-amyl-methyl ether (TAME)	10	U	10	0.13
637-92-3	Ethyl-t-butyl ether (ETBE)	10	U	10	0.22
127-18-4	Tetrachloroethene	2.0	U	2.0	0.58
108-88-3	Toluene	2.0	U	2.0	0.26
156-60-5	trans-1,2-Dichloroethene	2.0	U	2.0	0.38
10061-02-6	trans-1,3-Dichloropropene	2.0	U	2.0	0.38
79-01-6	Trichloroethene	45		2.0	0.34
75-69-4	Trichlorofluoromethane	2.0	U	2.0	0.42
108-05-4	Vinyl acetate	4.0	U	4.0	0.38
75-01-4	Vinyl chloride	2.0	U	2.0	0.44
1330-20-7	Xylenes, Total	1.8	J	4.0	0.56

FORM I
GC/MS VOA ORGANICS ANALYSIS DATA SHEET

Lab Name: TestAmerica North Canton | Job No.: 240-2246-1

SDG No.:

Client Sample ID: MRC-MW110B-072611 | Lab Sample ID: 240-2246-3

Matrix: Water | Lab File ID: UXC7126.D

Analysis Method: 8260B | Date Collected: 07/26/2011 13:08

Sample wt/vol: 5(mL) | Date Analyzed: 08/03/2011 14:06

Soil Aliquot Vol: | Dilution Factor: 2

Soil Extract Vol.: | GC Column: DB-624 ID: 0.18(mm)

% Moisture: | Level: (low/med) Low

Analysis Batch No.: 10698 | Units: ug/L

CAS NO.	COMPOUND NAME	RESULT	Q	RL	MDL
98-06-6	tert-Butylbenzene	2.0	U	2.0	0.26
106-93-4	1,2-Dibromoethane	2.0	U	2.0	0.48

CAS NO.	SURROGATE	%REC	Q	LIMITS
2037-26-5	Toluene-d8 (Surr)	108		74-115
1868-53-7	Dibromofluoromethane (Surr)	91		75-121
460-00-4	4-Bromofluorobenzene (Surr)	94		66-117
17060-07-0	1,2-Dichloroethane-d4 (Surr)	106		63-129

FORM I
GC/MS VOA ORGANICS ANALYSIS DATA SHEET
TENTATIVELY IDENTIFIED COMPOUNDS

Lab Name: TestAmerica North Canton Job No.: 240-2246-1

SDG No.:

Client Sample ID: MRC-MW110B-072611 Lab Sample ID: 240-2246-3

Matrix: Water Lab File ID: UXC7126.D

Analysis Method: 8260B Date Collected: 07/26/2011 13:08

Sample wt/vol: 5(mL) Date Analyzed: 08/03/2011 14:06

Soil Aliquot Vol: Dilution Factor: 2

Soil Extract Vol.: GC Column: DB-624 ID: 0.18(mm)

% Moisture: Level: (low/med) Low

Analysis Batch No.: 10698 Units: ug/L

Number TICs Found: 4 TIC Result Total: 10.02

CAS NO.	COMPOUND NAME	RT	RESULT	Q
78-78-4	Butane, 2-methyl-	1.77	4.3	T J N
109-66-0	Pentane	1.96	4.0	T J N
109-99-9	Tetrahydrofuran	4.03	1.3	J B
110-82-7	Cyclohexane	4.24	0.42	J

FORM I
GC/MS VOA ORGANICS ANALYSIS DATA SHEET

Lab Name: TestAmerica North Canton | Job No.: 240-2246-1

SDG No.:

Client Sample ID: TB-072611 | Lab Sample ID: 240-2246-1

Matrix: Water | Lab File ID: UXC7123.D

Analysis Method: 8260B | Date Collected: 07/26/2011 00:00

Sample wt/vol: 5(mL) | Date Analyzed: 08/03/2011 12:55

Soil Aliquot Vol: | Dilution Factor: 1

Soil Extract Vol.: | GC Column: DB-624 ID: 0.18(mm)

% Moisture: | Level: (low/med) Low

Analysis Batch No.: 10698 | Units: ug/L

CAS NO.	COMPOUND NAME	RESULT	Q	RL	MDL
630-20-6	1,1,1,2-Tetrachloroethane	1.0	U	1.0	0.23
71-55-6	1,1,1-Trichloroethane	1.0	U	1.0	0.22
79-34-5	1,1,2,2-Tetrachloroethane	1.0	U	1.0	0.18
76-13-1	1,1,2-Trichloro-1,2,2-trichfluoroethane	1.0	U	1.0	0.28
75-34-3	1,1-Dichloroethane	1.0	U	1.0	0.15
75-35-4	1,1-Dichloroethene	1.0	U	1.0	0.19
563-58-6	1,1-Dichloropropene	1.0	U	1.0	0.13
87-61-6	1,2,3-Trichlorobenzene	1.0	U	1.0	0.17
96-18-4	1,2,3-Trichloropropane	1.0	U	1.0	0.43
526-73-8	1,2,3-Trimethylbenzene	5.0	U	5.0	0.0059
120-82-1	1,2,4-Trichlorobenzene	1.0	U	1.0	0.15
95-63-6	1,2,4-Trimethylbenzene	1.0	U	1.0	0.12
96-12-8	1,2-Dibromo-3-Chloropropane	2.0	U	2.0	0.67
95-50-1	1,2-Dichlorobenzene	1.0	U	1.0	0.13
107-06-2	1,2-Dichloroethane	1.0	U	1.0	0.22
78-87-5	1,2-Dichloropropane	1.0	U	1.0	0.18
541-73-1	1,3-Dichlorobenzene	1.0	U	1.0	0.14
142-28-9	1,3-Dichloropropane	1.0	U	1.0	0.16
106-46-7	1,4-Dichlorobenzene	1.0	U	1.0	0.13
594-20-7	2,2-Dichloropropane	1.0	U	1.0	0.13
78-93-3	2-Butanone	10	U	10	0.57
110-75-8	2-Chloroethyl vinyl ether	10	U	10	0.99
95-49-8	2-Chlorotoluene	1.0	U	1.0	0.11
591-78-6	2-Hexanone	10	U	10	0.41
106-43-4	4-Chlorotoluene	1.0	U	1.0	0.18
99-87-6	p-Isopropyltoluene	1.0	U	1.0	0.12
108-10-1	4-Methyl-2-pentanone	10	U	10	0.32
67-64-1	Acetone	4.8	J	10	1.1
71-43-2	Benzene	1.0	U	1.0	0.13
108-86-1	Bromobenzene	1.0	U	1.0	0.13
75-25-2	Bromoform	1.0	U	1.0	0.64
74-83-9	Bromomethane	1.0	U	1.0	0.41
75-15-0	Carbon disulfide	1.0	U	1.0	0.13
56-23-5	Carbon tetrachloride	1.0	U	1.0	0.13
108-90-7	Chlorobenzene	1.0	U	1.0	0.15

FORM I
GC/MS VOA ORGANICS ANALYSIS DATA SHEET

Lab Name: TestAmerica North Canton | Job No.: 240-2246-1

SDG No.:

Client Sample ID: TB-072611 | Lab Sample ID: 240-2246-1

Matrix: Water | Lab File ID: UXC7123.D

Analysis Method: 8260B | Date Collected: 07/26/2011 00:00

Sample wt/vol: 5(mL) | Date Analyzed: 08/03/2011 12:55

Soil Aliquot Vol: | Dilution Factor: 1

Soil Extract Vol.: | GC Column: DB-624 ID: 0.18(mm)

% Moisture: | Level: (low/med) Low

Analysis Batch No.: 10698 | Units: ug/L

CAS NO.	COMPOUND NAME	RESULT	Q	RL	MDL
124-48-1	Dibromochloromethane	1.0	U	1.0	0.18
75-00-3	Chloroethane	1.0	U	1.0	0.29
67-66-3	Chloroform	1.0	U	1.0	0.16
74-87-3	Chloromethane	1.0	U	1.0	0.30
156-59-2	cis-1,2-Dichloroethene	1.0	U	1.0	0.17
10061-01-5	cis-1,3-Dichloropropene	1.0	U	1.0	0.14
74-95-3	Dibromomethane	1.0	U	1.0	0.28
74-97-5	Bromochloromethane	1.0	U	1.0	0.29
75-71-8	Dichlorodifluoromethane	1.0	U	1.0	0.31
75-27-4	Bromodichloromethane	1.0	U	1.0	0.15
75-65-0	tert-Butyl alcohol	50	U *	50	3.9
100-41-4	Ethylbenzene	1.0	U	1.0	0.17
87-68-3	Hexachlorobutadiene	1.0	U	1.0	0.30
108-20-3	Diisopropyl ether	10	U	10	1.5
98-82-8	Isopropylbenzene	1.0	U	1.0	0.13
1634-04-4	Methyl tert-butyl ether	5.0	U	5.0	0.17
75-09-2	Methylene Chloride	1.0	U	1.0	0.33
179601-23-1	m-Xylene & p-Xylene	2.0	U	2.0	0.24
91-20-3	Naphthalene	1.0	U	1.0	0.24
104-51-8	n-Butylbenzene	1.0	U	1.0	0.12
103-65-1	n-Propylbenzene	1.0	U	1.0	0.14
95-47-6	o-Xylene	1.0	U	1.0	0.14
135-98-8	sec-Butylbenzene	1.0	U	1.0	0.13
100-42-5	Styrene	1.0	U	1.0	0.11
994-05-8	Tert-amyl-methyl ether (TAME)	5.0	U	5.0	0.067
637-92-3	Ethyl-t-butyl ether (ETBE)	5.0	U	5.0	0.11
127-18-4	Tetrachloroethene	1.0	U	1.0	0.29
108-88-3	Toluene	1.0	U	1.0	0.13
156-60-5	trans-1,2-Dichloroethene	1.0	U	1.0	0.19
10061-02-6	trans-1,3-Dichloropropene	1.0	U	1.0	0.19
79-01-6	Trichloroethene	1.0	U	1.0	0.17
75-69-4	Trichlorofluoromethane	1.0	U	1.0	0.21
108-05-4	Vinyl acetate	2.0	U	2.0	0.19
75-01-4	Vinyl chloride	1.0	U	1.0	0.22
1330-20-7	Xylenes, Total	2.0	U	2.0	0.28

FORM I
GC/MS VOA ORGANICS ANALYSIS DATA SHEET

Lab Name: TestAmerica North Canton | Job No.: 240-2246-1

SDG No.:

Client Sample ID: TB-072611 | Lab Sample ID: 240-2246-1

Matrix: Water | Lab File ID: UXC7123.D

Analysis Method: 8260B | Date Collected: 07/26/2011 00:00

Sample wt/vol: 5(mL) | Date Analyzed: 08/03/2011 12:55

Soil Aliquot Vol: | Dilution Factor: 1

Soil Extract Vol.: | GC Column: DB-624 ID: 0.18(mm)

% Moisture: | Level: (low/med) Low

Analysis Batch No.: 10698 | Units: ug/L

CAS NO.	COMPOUND NAME	RESULT	Q	RL	MDL
98-06-6	tert-Butylbenzene	1.0	U	1.0	0.13
106-93-4	1,2-Dibromoethane	1.0	U	1.0	0.24

CAS NO.	SURROGATE	%REC	Q	LIMITS
2037-26-5	Toluene-d8 (Surr)	106		74-115
1868-53-7	Dibromofluoromethane (Surr)	92		75-121
460-00-4	4-Bromofluorobenzene (Surr)	88		66-117
17060-07-0	1,2-Dichloroethane-d4 (Surr)	103		63-129

FORM I
GC/MS VOA ORGANICS ANALYSIS DATA SHEET
TENTATIVELY IDENTIFIED COMPOUNDS

Lab Name: TestAmerica North Canton | Job No.: 240-2246-1

SDG No.:

Client Sample ID: TB-072611 | Lab Sample ID: 240-2246-1

Matrix: Water | Lab File ID: UXC7123.D

Analysis Method: 8260B | Date Collected: 07/26/2011 00:00

Sample wt/vol: 5(mL) | Date Analyzed: 08/03/2011 12:55

Soil Aliquot Vol: | Dilution Factor: 1

Soil Extract Vol.: | GC Column: DB-624 ID: 0.18(mm)

% Moisture: | Level: (low/med) Low

Analysis Batch No.: 10698 | Units: ug/L

Number TICs Found: 1 | TIC Result Total: 12

CAS NO.	COMPOUND NAME	RT	RESULT	Q
	Tentatively Identified Compound		None	
71-36-3	n-Butanol	5.00	12	J

FORM I
GC/MS SEMI VOA ORGANICS ANALYSIS DATA SHEET

Lab Name: TestAmerica North Canton | Job No.: 240-2246-1

SDG No.:

Client Sample ID: MRC-MW110A-072611 | Lab Sample ID: 240-2246-2

Matrix: Water | Lab File ID: 0801010.D

Analysis Method: 8270D | Date Collected: 07/26/2011 11:48

Extract. Method: 3510C | Date Extracted: 07/27/2011 14:35

Sample wt/vol: 1050(mL) | Date Analyzed: 08/01/2011 13:39

Con. Extract Vol.: 2(mL) | Dilution Factor: 1

Injection Volume: 1(uL) | Level: (low/med) Low

% Moisture: | GPC Cleanup:(Y/N) N

Analysis Batch No.: 10393 | Units: ug/L

CAS NO.	COMPOUND NAME	RESULT	Q	RL	MDL
83-32-9	Acenaphthene	0.19	U	0.19	0.095
208-96-8	Acenaphthylene	0.19	U	0.19	0.095
98-86-2	Acetophenone	0.95	U	0.95	0.32
120-12-7	Anthracene	0.19	U	0.19	0.095
1912-24-9	Atrazine	0.95	U	0.95	0.32
100-52-7	Benzaldehyde	0.95	U	0.95	0.37
56-55-3	Benzo[a]anthracene	0.19	U	0.19	0.095
50-32-8	Benzo[a]pyrene	0.19	U	0.19	0.095
205-99-2	Benzo[b]fluoranthene	0.19	U	0.19	0.095
191-24-2	Benzo[g,h,i]perylene	0.19	U	0.19	0.095
207-08-9	Benzo[k]fluoranthene	0.19	U	0.19	0.095
92-52-4	1,1'-Biphenyl	0.95	U	0.95	0.76
111-91-1	Bis(2-chloroethoxy)methane	0.95	U	0.95	0.30
111-44-4	Bis(2-chloroethyl)ether	0.95	U	0.95	0.095
117-81-7	Bis(2-ethylhexyl) phthalate	1.9	U	1.9	0.76
101-55-3	4-Bromophenyl phenyl ether	1.9	U	1.9	0.76
85-68-7	Butyl benzyl phthalate	0.95	U	0.95	0.76
105-60-2	Caprolactam	4.8	U *	4.8	0.76
86-74-8	Carbazole	0.95	U	0.95	0.27
106-47-8	4-Chloroaniline	1.9	U	1.9	0.76
59-50-7	4-Chloro-3-methylphenol	1.9	U	1.9	0.76
91-58-7	2-Chloronaphthalene	0.95	U	0.95	0.095
95-57-8	2-Chlorophenol	0.95	U	0.95	0.28
7005-72-3	4-Chlorophenyl phenyl ether	1.9	U	1.9	0.29
218-01-9	Chrysene	0.19	U	0.19	0.095
53-70-3	Dibenzo(a,h)anthracene	0.19	U	0.19	0.095
132-64-9	Dibenzofuran	0.95	U	0.95	0.095
91-94-1	3,3'-Dichlorobenzidine	4.8	U	4.8	0.35
120-83-2	2,4-Dichlorophenol	1.9	U	1.9	0.76
84-66-2	Diethyl phthalate	0.95	U	0.95	0.57
105-67-9	2,4-Dimethylphenol	1.9	U	1.9	0.76
131-11-3	Dimethyl phthalate	0.95	U	0.95	0.28
84-74-2	Di-n-butyl phthalate	0.95	U	0.95	0.64
534-52-1	4,6-Dinitro-2-methylphenol	4.8	U	4.8	2.3

FORM I
GC/MS SEMI VOA ORGANICS ANALYSIS DATA SHEET

Lab Name: TestAmerica North Canton | Job No.: 240-2246-1

SDG No.:

Client Sample ID: MRC-MW110A-072611 | Lab Sample ID: 240-2246-2

Matrix: Water | Lab File ID: 0801010.D

Analysis Method: 8270D | Date Collected: 07/26/2011 11:48

Extract. Method: 3510C | Date Extracted: 07/27/2011 14:35

Sample wt/vol: 1050(mL) | Date Analyzed: 08/01/2011 13:39

Con. Extract Vol.: 2(mL) | Dilution Factor: 1

Injection Volume: 1(uL) | Level: (low/med) Low

% Moisture: | GPC Cleanup:(Y/N) N

Analysis Batch No.: 10393 | Units: ug/L

CAS NO.	COMPOUND NAME	RESULT	Q	RL	MDL
51-28-5	2,4-Dinitrophenol	4.8	U	4.8	2.3
121-14-2	2,4-Dinitrotoluene	4.8	U	4.8	0.26
606-20-2	2,6-Dinitrotoluene	4.8	U	4.8	0.76
117-84-0	Di-n-octyl phthalate	0.95	U	0.95	0.76
206-44-0	Fluoranthene	0.19	U	0.19	0.095
86-73-7	Fluorene	0.19	U	0.19	0.095
118-74-1	Hexachlorobenzene	0.19	U	0.19	0.095
87-68-3	Hexachlorobutadiene	0.95	U	0.95	0.26
77-47-4	Hexachlorocyclopentadiene	9.5	U	9.5	0.76
67-72-1	Hexachloroethane	0.95	U	0.95	0.76
193-39-5	Indeno[1,2,3-cd]pyrene	0.19	U	0.19	0.095
78-59-1	Isophorone	0.95	U	0.95	0.26
91-57-6	2-Methylnaphthalene	0.19	U	0.19	0.095
95-48-7	2-Methylphenol	0.95	U	0.95	0.76
123-91-1	1,4-Dioxane	0.70	J	0.95	0.47
15831-10-4	3 & 4 Methylphenol	1.9	U	1.9	0.71
91-20-3	Naphthalene	0.19	U	0.19	0.095
88-74-4	2-Nitroaniline	1.9	U	1.9	0.76
99-09-2	3-Nitroaniline	1.9	U	1.9	0.27
100-01-6	4-Nitroaniline	1.9	U	1.9	0.76
98-95-3	Nitrobenzene	0.95	U	0.95	0.038
88-75-5	2-Nitrophenol	1.9	U	1.9	0.27
100-02-7	4-Nitrophenol	4.8	U	4.8	2.3
621-64-7	N-Nitrosodi-n-propylamine	0.95	U	0.95	0.76
86-30-6	N-Nitrosodiphenylamine	0.95	U	0.95	0.30
108-60-1	2,2'-oxybis[1-chloropropane]	0.95	U	0.95	0.38
87-86-5	Pentachlorophenol	4.8	U	4.8	2.3
85-01-8	Phenanthrene	0.19	U	0.19	0.095
108-95-2	Phenol	0.95	U	0.95	0.57
129-00-0	Pyrene	0.19	U	0.19	0.095
95-95-4	2,4,5-Trichlorophenol	4.8	U	4.8	0.29
88-06-2	2,4,6-Trichlorophenol	4.8	U	4.8	0.76
62-75-9	N-Nitrosodimethylamine	0.95	U	0.95	0.30

FORM I
GC/MS SEMI VOA ORGANICS ANALYSIS DATA SHEET

Lab Name: TestAmerica North Canton | Job No.: 240-2246-1

SDG No.:

Client Sample ID: MRC-MW110A-072611 | Lab Sample ID: 240-2246-2

Matrix: Water | Lab File ID: 0801010.D

Analysis Method: 8270D | Date Collected: 07/26/2011 11:48

Extract. Method: 3510C | Date Extracted: 07/27/2011 14:35

Sample wt/vol: 1050(mL) | Date Analyzed: 08/01/2011 13:39

Con. Extract Vol.: 2(mL) | Dilution Factor: 1

Injection Volume: 1(uL) | Level: (low/med) Low

% Moisture: | GPC Cleanup:(Y/N) N

Analysis Batch No.: 10393 | Units: ug/L

CAS NO.	SURROGATE	%REC	Q	LIMITS
321-60-8	2-Fluorobiphenyl (Surr)	62		28-110
367-12-4	2-Fluorophenol (Surr)	43		10-110
4165-60-0	Nitrobenzene-d5 (Surr)	62		27-111
4165-62-2	Phenol-d5 (Surr)	27		10-110
1718-51-0	Terphenyl-d14 (Surr)	47		37-119
118-79-6	2,4,6-Tribromophenol (Surr)	73		22-120

FORM I
GC/MS SEMI VOA ORGANICS ANALYSIS DATA SHEET

Lab Name: TestAmerica North Canton | Job No.: 240-2246-1

SDG No.:

Client Sample ID: MRC-MW110B-072611 | Lab Sample ID: 240-2246-3

Matrix: Water | Lab File ID: 0801011.D

Analysis Method: 8270D | Date Collected: 07/26/2011 13:08

Extract. Method: 3510C | Date Extracted: 07/27/2011 14:35

Sample wt/vol: 1000(mL) | Date Analyzed: 08/01/2011 13:58

Con. Extract Vol.: 2(mL) | Dilution Factor: 1

Injection Volume: 1(uL) | Level: (low/med) Low

% Moisture: | GPC Cleanup:(Y/N) N

Analysis Batch No.: 10393 | Units: ug/L

CAS NO.	COMPOUND NAME	RESULT	Q	RL	MDL
83-32-9	Acenaphthene	0.20	U	0.20	0.10
208-96-8	Acenaphthylene	0.20	U	0.20	0.10
98-86-2	Acetophenone	1.0	U	1.0	0.34
120-12-7	Anthracene	0.20	U	0.20	0.10
1912-24-9	Atrazine	1.0	U	1.0	0.34
100-52-7	Benzaldehyde	1.0	U	1.0	0.39
56-55-3	Benzo[a]anthracene	0.20	U	0.20	0.10
50-32-8	Benzo[a]pyrene	0.20	U	0.20	0.10
205-99-2	Benzo[b]fluoranthene	0.20	U	0.20	0.10
191-24-2	Benzo[g,h,i]perylene	0.20	U	0.20	0.10
207-08-9	Benzo[k]fluoranthene	0.20	U	0.20	0.10
92-52-4	1,1'-Biphenyl	1.0	U	1.0	0.80
111-91-1	Bis(2-chloroethoxy)methane	1.0	U	1.0	0.32
111-44-4	Bis(2-chloroethyl)ether	1.0	U	1.0	0.10
117-81-7	Bis(2-ethylhexyl) phthalate	1.2	J	2.0	0.80
101-55-3	4-Bromophenyl phenyl ether	2.0	U	2.0	0.80
85-68-7	Butyl benzyl phthalate	1.0	U	1.0	0.80
105-60-2	Caprolactam	5.0	U *	5.0	0.80
86-74-8	Carbazole	1.0	U	1.0	0.28
106-47-8	4-Chloroaniline	2.0	U	2.0	0.80
59-50-7	4-Chloro-3-methylphenol	2.0	U	2.0	0.80
91-58-7	2-Chloronaphthalene	1.0	U	1.0	0.10
95-57-8	2-Chlorophenol	1.0	U	1.0	0.29
7005-72-3	4-Chlorophenyl phenyl ether	2.0	U	2.0	0.30
218-01-9	Chrysene	0.20	U	0.20	0.10
53-70-3	Dibenzo(a,h)anthracene	0.20	U	0.20	0.10
132-64-9	Dibenzofuran	1.0	U	1.0	0.10
91-94-1	3,3'-Dichlorobenzidine	5.0	U	5.0	0.37
120-83-2	2,4-Dichlorophenol	2.0	U	2.0	0.80
84-66-2	Diethyl phthalate	1.0	U	1.0	0.60
105-67-9	2,4-Dimethylphenol	2.0	U	2.0	0.80
131-11-3	Dimethyl phthalate	1.0	U	1.0	0.29
84-74-2	Di-n-butyl phthalate	1.0	U	1.0	0.67
534-52-1	4,6-Dinitro-2-methylphenol	5.0	U	5.0	2.4

FORM I
GC/MS SEMI VOA ORGANICS ANALYSIS DATA SHEET

Lab Name: TestAmerica North Canton | Job No.: 240-2246-1

SDG No.:

Client Sample ID: MRC-MW110B-072611 | Lab Sample ID: 240-2246-3

Matrix: Water | Lab File ID: 0801011.D

Analysis Method: 8270D | Date Collected: 07/26/2011 13:08

Extract. Method: 3510C | Date Extracted: 07/27/2011 14:35

Sample wt/vol: 1000(mL) | Date Analyzed: 08/01/2011 13:58

Con. Extract Vol.: 2(mL) | Dilution Factor: 1

Injection Volume: 1(uL) | Level: (low/med) Low

% Moisture: | GPC Cleanup:(Y/N) N

Analysis Batch No.: 10393 | Units: ug/L

CAS NO.	COMPOUND NAME	RESULT	Q	RL	MDL
51-28-5	2,4-Dinitrophenol	5.0	U	5.0	2.4
121-14-2	2,4-Dinitrotoluene	5.0	U	5.0	0.27
606-20-2	2,6-Dinitrotoluene	5.0	U	5.0	0.80
117-84-0	Di-n-octyl phthalate	1.0	U	1.0	0.80
206-44-0	Fluoranthene	0.20	U	0.20	0.10
86-73-7	Fluorene	0.20	U	0.20	0.10
118-74-1	Hexachlorobenzene	0.20	U	0.20	0.10
87-68-3	Hexachlorobutadiene	1.0	U	1.0	0.27
77-47-4	Hexachlorocyclopentadiene	10	U	10	0.80
67-72-1	Hexachloroethane	1.0	U	1.0	0.80
193-39-5	Indeno[1,2,3-cd]pyrene	0.20	U	0.20	0.10
78-59-1	Isophorone	1.0	U	1.0	0.27
91-57-6	2-Methylnaphthalene	0.20	U	0.20	0.10
95-48-7	2-Methylphenol	1.0	U	1.0	0.80
123-91-1	1,4-Dioxane	1.3		1.0	0.49
15831-10-4	3 & 4 Methylphenol	2.0	U	2.0	0.75
91-20-3	Naphthalene	0.20	U	0.20	0.10
88-74-4	2-Nitroaniline	2.0	U	2.0	0.80
99-09-2	3-Nitroaniline	2.0	U	2.0	0.28
100-01-6	4-Nitroaniline	2.0	U	2.0	0.80
98-95-3	Nitrobenzene	1.0	U	1.0	0.040
88-75-5	2-Nitrophenol	2.0	U	2.0	0.28
100-02-7	4-Nitrophenol	5.0	U	5.0	2.4
621-64-7	N-Nitrosodi-n-propylamine	1.0	U	1.0	0.80
86-30-6	N-Nitrosodiphenylamine	1.0	U	1.0	0.31
108-60-1	2,2'-oxybis[1-chloropropane]	1.0	U	1.0	0.40
87-86-5	Pentachlorophenol	5.0	U	5.0	2.4
85-01-8	Phenanthrene	0.20	U	0.20	0.10
108-95-2	Phenol	1.0	U	1.0	0.60
129-00-0	Pyrene	0.20	U	0.20	0.10
95-95-4	2,4,5-Trichlorophenol	5.0	U	5.0	0.30
88-06-2	2,4,6-Trichlorophenol	5.0	U	5.0	0.80
62-75-9	N-Nitrosodimethylamine	1.0	U	1.0	0.31

FORM I
GC/MS SEMI VOA ORGANICS ANALYSIS DATA SHEET

Lab Name: TestAmerica North Canton Job No.: 240-2246-1

SDG No.:

Client Sample ID: MRC-MW110B-072611 Lab Sample ID: 240-2246-3

Matrix: Water Lab File ID: 0801011.D

Analysis Method: 8270D Date Collected: 07/26/2011 13:08

Extract. Method: 3510C Date Extracted: 07/27/2011 14:35

Sample wt/vol: 1000(mL) Date Analyzed: 08/01/2011 13:58

Con. Extract Vol.: 2(mL) Dilution Factor: 1

Injection Volume: 1(uL) Level: (low/med) Low

% Moisture: GPC Cleanup:(Y/N) N

Analysis Batch No.: 10393 Units: ug/L

CAS NO.	SURROGATE	%REC	Q	LIMITS
321-60-8	2-Fluorobiphenyl (Surr)	56		28-110
367-12-4	2-Fluorophenol (Surr)	35		10-110
4165-60-0	Nitrobenzene-d5 (Surr)	55		27-111
4165-62-2	Phenol-d5 (Surr)	22		10-110
1718-51-0	Terphenyl-d14 (Surr)	71		37-119
118-79-6	2,4,6-Tribromophenol (Surr)	64		22-120

1B-IN
INORGANIC ANALYSIS DATA SHEET
GENERAL CHEMISTRY - DISSOLVED

Client Sample ID: MRC-MW110A-072611 Lab Sample ID: 240-2246-2

Lab Name: TestAmerica Savannah Job No.: 240-2246-1

SDG ID.:

Matrix: Water Date Sampled: 07/26/2011 11:48

Reporting Basis: WET Date Received: 07/27/2011 09:20

CAS No.	Analyte	Result	RL	MDL	Units	C	Q	DIL	Method
18540-29-9	Cr (VI)	0.040	0.040	0.040	ug/L	U		1	218.6

1B-IN
INORGANIC ANALYSIS DATA SHEET
GENERAL CHEMISTRY - DISSOLVED

Client Sample ID: MRC-MW110B-072611 Lab Sample ID: 240-2246-3

Lab Name: TestAmerica Savannah Job No.: 240-2246-1

SDG ID.:

Matrix: Water Date Sampled: 07/26/2011 13:08

Reporting Basis: WET Date Received: 07/27/2011 09:20

CAS No.	Analyte	Result	RL	MDL	Units	C	Q	DIL	Method
18540-29-9	Cr (VI)	0.040	0.040	0.040	ug/L	U		1	218.6

1A-IN
INORGANIC ANALYSIS DATA SHEET
METALS - DISSOLVED

Client Sample ID: MRC-MW110A-072611 Lab Sample ID: 240-2246-2

Lab Name: TestAmerica North Canton Job No.: 240-2246-1

SDG ID.:

Matrix: Water Date Sampled: 07/26/2011 11:48

Reporting Basis: WET Date Received: 07/27/2011 09:20

CAS No.	Analyte	Result	RL	MDL	Units	C	Q	DIL	Method
7440-22-4	Silver	1.0	1.0	0.080	ug/L	U		1	6020A
7440-38-2	Arsenic	5.0	5.0	0.40	ug/L	U		1	6020A
7440-39-3	Barium	730	5.0	0.19	ug/L			1	6020A
7440-41-7	Beryllium	12	1.0	0.20	ug/L			1	6020A
7440-43-9	Cadmium	0.68	1.0	0.13	ug/L	J		1	6020A
7440-48-4	Cobalt	680	1.0	0.058	ug/L			1	6020A
7440-47-3	Chromium	2.0	2.0	0.71	ug/L	U		1	6020A
7440-50-8	Copper	3.4	2.0	0.29	ug/L			1	6020A
7439-98-7	Molybdenum	1.5	10	0.093	ug/L	J	B	1	6020A
7440-02-0	Nickel	510	2.0	0.20	ug/L			1	6020A
7439-92-1	Lead	1.0	1.0	0.18	ug/L	U		1	6020A
7440-36-0	Antimony	0.22	2.0	0.13	ug/L	J		1	6020A
7782-49-2	Selenium	1.1	5.0	0.57	ug/L	J		1	6020A
7440-62-2	Vanadium	20	20	0.44	ug/L	U		1	6020A
7440-66-6	Zinc	430	20	2.3	ug/L		B	1	6020A
7440-28-0	Thallium	1.3	2.0	0.14	ug/L	J	B	1	6020A
7439-97-6	Mercury	0.20	0.20	0.12	ug/L	U		1	7470A

1A-IN
INORGANIC ANALYSIS DATA SHEET
METALS - DISSOLVED

Client Sample ID: MRC-MW110B-072611 Lab Sample ID: 240-2246-3

Lab Name: TestAmerica North Canton Job No.: 240-2246-1

SDG ID.:

Matrix: Water Date Sampled: 07/26/2011 13:08

Reporting Basis: WET Date Received: 07/27/2011 09:20

CAS No.	Analyte	Result	RL	MDL	Units	C	Q	DIL	Method
7440-22-4	Silver	1.0	1.0	0.080	ug/L	U		1	6020A
7440-38-2	Arsenic	5.0	5.0	0.40	ug/L	U		1	6020A
7440-39-3	Barium	150	5.0	0.19	ug/L			1	6020A
7440-41-7	Beryllium	2.1	1.0	0.20	ug/L			1	6020A
7440-43-9	Cadmium	0.27	1.0	0.13	ug/L	J		1	6020A
7440-48-4	Cobalt	450	1.0	0.058	ug/L			1	6020A
7440-47-3	Chromium	2.0	2.0	0.71	ug/L	U		1	6020A
7440-50-8	Copper	2.0	2.0	0.29	ug/L	U		1	6020A
7439-98-7	Molybdenum	2.3	10	0.093	ug/L	J	B	1	6020A
7440-02-0	Nickel	420	2.0	0.20	ug/L			1	6020A
7439-92-1	Lead	1.0	1.0	0.18	ug/L	U		1	6020A
7440-36-0	Antimony	0.30	2.0	0.13	ug/L	J		1	6020A
7782-49-2	Selenium	5.0	5.0	0.57	ug/L	U		1	6020A
7440-62-2	Vanadium	20	20	0.44	ug/L	U		1	6020A
7440-66-6	Zinc	520	20	2.3	ug/L		B	1	6020A
7440-28-0	Thallium	1.8	2.0	0.14	ug/L	J	B	1	6020A
7439-97-6	Mercury	0.20	0.20	0.12	ug/L	U		1	7470A

1A-IN
INORGANIC ANALYSIS DATA SHEET
METALS - TOTAL RECOVERABLE

Client Sample ID: MRC-MW110A-072611 Lab Sample ID: 240-2246-2

Lab Name: TestAmerica North Canton Job No.: 240-2246-1

SDG ID.:

Matrix: Water Date Sampled: 07/26/2011 11:48

Reporting Basis: WET Date Received: 07/27/2011 09:20

CAS No.	Analyte	Result	RL	MDL	Units	C	Q	DIL	Method
7440-36-0	Antimony	0.25	2.0	0.13	ug/L	J		1	6020A
7440-38-2	Arsenic	5.0	5.0	0.40	ug/L	U		1	6020A
7440-39-3	Barium	700	5.0	0.19	ug/L		B	1	6020A
7440-41-7	Beryllium	11	1.0	0.20	ug/L			1	6020A
7440-43-9	Cadmium	1.5	1.0	0.13	ug/L			1	6020A
7440-47-3	Chromium	2.0	2.0	0.71	ug/L	U		1	6020A
7440-48-4	Cobalt	650	1.0	0.058	ug/L			1	6020A
7440-50-8	Copper	40	2.0	0.29	ug/L			1	6020A
7439-92-1	Lead	0.85	1.0	0.18	ug/L	J		1	6020A
7439-98-7	Molybdenum	1.8	10	0.093	ug/L	J		1	6020A
7440-02-0	Nickel	490	2.0	0.20	ug/L		B	1	6020A
7782-49-2	Selenium	1.2	5.0	0.57	ug/L	J		1	6020A
7440-22-4	Silver	1.0	1.0	0.080	ug/L	U		1	6020A
7440-28-0	Thallium	1.4	2.0	0.14	ug/L	J	B	1	6020A
7440-62-2	Vanadium	20	20	0.44	ug/L	U		1	6020A
7440-66-6	Zinc	450	20	2.3	ug/L		B	1	6020A

1A-IN
INORGANIC ANALYSIS DATA SHEET
METALS - TOTAL RECOVERABLE

Client Sample ID: MRC-MW110B-072611 Lab Sample ID: 240-2246-3

Lab Name: TestAmerica North Canton Job No.: 240-2246-1

SDG ID.:

Matrix: Water Date Sampled: 07/26/2011 13:08

Reporting Basis: WET Date Received: 07/27/2011 09:20

CAS No.	Analyte	Result	RL	MDL	Units	C	Q	DIL	Method
7440-36-0	Antimony	2.0	2.0	0.13	ug/L	U		1	6020A
7440-38-2	Arsenic	5.0	5.0	0.40	ug/L	U		1	6020A
7440-39-3	Barium	140	5.0	0.19	ug/L			1	6020A
7440-41-7	Beryllium	1.9	1.0	0.20	ug/L			1	6020A
7440-43-9	Cadmium	0.27	1.0	0.13	ug/L	J		1	6020A
7440-47-3	Chromium	2.0	2.0	0.71	ug/L	U		1	6020A
7440-48-4	Cobalt	420	1.0	0.058	ug/L			1	6020A
7440-50-8	Copper	1.2	2.0	0.29	ug/L	J		1	6020A
7439-92-1	Lead	1.0	1.0	0.18	ug/L	U		1	6020A
7439-98-7	Molybdenum	0.27	10	0.093	ug/L	J		1	6020A
7440-02-0	Nickel	400	2.0	0.20	ug/L			1	6020A
7782-49-2	Selenium	5.0	5.0	0.57	ug/L	U		1	6020A
7440-22-4	Silver	1.0	1.0	0.080	ug/L	U		1	6020A
7440-28-0	Thallium	0.53	2.0	0.14	ug/L	J		1	6020A
7440-62-2	Vanadium	20	20	0.44	ug/L	U		1	6020A
7440-66-6	Zinc	510	20	2.3	ug/L			1	6020A

1A-IN
INORGANIC ANALYSIS DATA SHEET
METALS

Client Sample ID: MRC-MW110A-072611 Lab Sample ID: 240-2246-2

Lab Name: TestAmerica North Canton Job No.: 240-2246-1

SDG ID.:

Matrix: Water Date Sampled: 07/26/2011 11:48

Reporting Basis: WET Date Received: 07/27/2011 09:20

CAS No.	Analyte	Result	RL	MDL	Units	C	Q	DIL	Method
7439-97-6	Mercury	0.20	0.20	0.12	ug/L	U		1	7470A

1A-IN
INORGANIC ANALYSIS DATA SHEET
METALS

Client Sample ID: MRC-MW110B-072611 Lab Sample ID: 240-2246-3

Lab Name: TestAmerica North Canton Job No.: 240-2246-1

SDG ID.:

Matrix: Water Date Sampled: 07/26/2011 13:08

Reporting Basis: WET Date Received: 07/27/2011 09:20

CAS No.	Analyte	Result	RL	MDL	Units	C	Q	DIL	Method
7439-97-6	Mercury	0.20	0.20	0.12	ug/L	U		1	7470A

1B-IN
INORGANIC ANALYSIS DATA SHEET
GENERAL CHEMISTRY - DISSOLVED

Client Sample ID: MRC-MW110A-072611 Lab Sample ID: 240-2246-2

Lab Name: TestAmerica Savannah Job No.: 240-2246-1

SDG ID.:

Matrix: Water Date Sampled: 07/26/2011 11:48

Reporting Basis: WET Date Received: 07/27/2011 09:20

CAS No.	Analyte	Result	RL	MDL	Units	C	Q	DIL	Method
18540-29-9	Cr (VI)	0.040	0.040	0.040	ug/L	U		1	218.6

1B-IN
INORGANIC ANALYSIS DATA SHEET
GENERAL CHEMISTRY - DISSOLVED

Client Sample ID: MRC-MW110B-072611 Lab Sample ID: 240-2246-3

Lab Name: TestAmerica Savannah Job No.: 240-2246-1

SDG ID.:

Matrix: Water Date Sampled: 07/26/2011 13:08

Reporting Basis: WET Date Received: 07/27/2011 09:20

CAS No.	Analyte	Result	RL	MDL	Units	C	Q	DIL	Method
18540-29-9	Cr (VI)	0.040	0.040	0.040	ug/L	U		1	218.6

APPENDIX C

SUPPORT DOCUMENTATION

CASE NARRATIVE

Client: Tetra Tech NUS Inc

Project: MRC-GROUNDWATER SAMPLING

Report Number: 240-2246-1

With the exceptions noted as flags or footnotes, standard analytical protocols were followed in the analysis of the samples and no problems were encountered or anomalies observed. In addition all laboratory quality control samples were within established control limits, with any exceptions noted below. Each sample was analyzed to achieve the lowest possible reporting limit within the constraints of the method. In some cases, due to interference or analytes present at high concentrations, samples were diluted. For diluted samples, the reporting limits are adjusted relative to the dilution required.

TestAmerica North Canton attests to the validity of the laboratory data generated by TestAmerica facilities reported herein. All analyses performed by TestAmerica facilities were done using established laboratory SOPs that incorporate QA/QC procedures described in the application methods. TestAmerica's operations groups have reviewed the data for compliance with the laboratory QA/QC plan, and data have been found to be compliant with laboratory protocols unless otherwise noted below.

The test results in this report meet all NELAP requirements for parameters for which accreditation is required or available. Any exceptions to NELAP requirements are noted in this report. Pursuant to NELAP, this report may not be reproduced, except in full, without the written approval of the laboratory.

Calculations are performed before rounding to avoid round-off errors in calculated results.

All holding times were met and proper preservation noted for the methods performed on these samples, unless otherwise detailed in the individual sections below.

All solid sample results are reported on an "as received" basis unless otherwise indicated by the presence of a % solids value in the method header.

This laboratory report is confidential and is intended for the sole use of TestAmerica and its client.

RECEIPT
The samples were received on 07/27/2011; the samples arrived in good condition, properly preserved and on ice. The temperature of the coolers at receipt was 1.6 C.

VOLATILE ORGANIC COMPOUNDS (GC-MS)
Samples TB-072611 (240-2246-1), MRC-MW110A-072611 (240-2246-2) and MRC-MW110B-072611 (240-2246-3) were analyzed for volatile organic compounds (GC-MS) in accordance with EPA SW-846 Method 8260B. The samples were analyzed on 08/03/2011.

tert-Butyl alcohol failed the recovery criteria high for LCS 240-10698/4. This compound has been identified as a poor performing analyte when analyzed using this method; therefore, re-extraction/re-analysis was not performed. Refer to the QC report for details.

Sample MRC-MW110B-072611 (240-2246-3)[2X] required dilution prior to analysis. The reporting limits have been adjusted accordingly.

No other difficulties were encountered during the volatiles analyses.

All other quality control parameters were within the acceptance limits.

SEMIVOLATILE ORGANIC COMPOUNDS (GC-MS)
Samples MRC-MW110A-072611 (240-2246-2) and MRC-MW110B-072611 (240-2246-3) were analyzed for 8270D in accordance with EPA SW-846 Method 8270D. The samples were analyzed on 08/01/2011.

Caprolactam failed the recovery criteria low for LCS 240-9978/17-A. Refer to the QC report for details.

Insufficient sample volume was provided to perform matrix spike/matrix spike duplicate (MS/MSD) for batch 9978 for 8270.

No other difficulties were encountered during the semivolatiles analyses.

All other quality control parameters were within the acceptance limits.

DISSOLVED METALS (ICPMS)
Samples MRC-MW110A-072611 (240-2246-2) and MRC-MW110B-072611 (240-2246-3) were analyzed for dissolved metals (ICPMS) in accordance with EPA SW-846 Methods 6020A. The samples were prepared on 08/03/2011 and analyzed on 08/11/2011.

Molybdenum, Thallium and Zinc were detected in method blank MB 240-10641/1-B at levels that were above the method detection limit but below the reporting limit. The values should be considered estimates, and have been flagged "J". If the associated sample reported a result above the MDL and/or RL, the result has been "B" flagged. Refer to the QC report for details.

No other difficulties were encountered during the metals analyses.

All other quality control parameters were within the acceptance limits.

TOTAL METALS (ICPMS)
Samples MRC-MW110A-072611 (240-2246-2) and MRC-MW110B-072611 (240-2246-3) were analyzed for metals (ICPMS) in accordance with EPA SW-846 Method 6020A. The samples were analyzed on 08/11/2011.

Several analytes were detected in method blank MB 240-11191/1-A at levels that were above the method detection limit but below the reporting limit. The values should be considered estimates, and have been flagged "J". If the associated sample reported a result above the MDL and/or RL, the result has been "B" flagged. Refer to the QC report for details.

No other difficulties were encountered during the metals analyses.

All other quality control parameters were within the acceptance limits.

DISSOLVED MERCURY (CVAA)
Samples MRC-MW110A-072611 (240-2246-2) and MRC-MW110B-072611 (240-2246-3) were analyzed for dissolved mercury (CVAA) in accordance with EPA SW-846 Methods 7470A. The samples were prepared on 08/03/2011 and analyzed on 08/04/2011.

No difficulties were encountered during the mercury analyses.

All quality control parameters were within the acceptance limits.

TOTAL MERCURY
Samples MRC-MW110A-072611 (240-2246-2) and MRC-MW110B-072611 (240-2246-3) were analyzed for total mercury in accordance with EPA SW-846 Methods 7470A. The samples were analyzed on 08/10/2011.

No difficulties were encountered during the mercury analyses.

All quality control parameters were within the acceptance limits.

HEXAVALENT CHROMIUM, ION CHROMATOGRAPHY
Samples MRC-MW110A-072611 (240-2246-2) and MRC-MW110B-072611 (240-2246-3) were analyzed for Hexavalent Chromium, Ion Chromatography in accordance with 218.6_Pres. The samples were analyzed on 07/27/2011.

No difficulties were encountered during the Hexavalent Chromium, Ion Chromatography analyses.

All quality control parameters were within the acceptance limits.

GC/MS SEMI VOA MANUAL INTEGRATION SUMMARY

Lab Name: TestAmerica North Canton Job No.: 240-2246-1

SDG No.:

Instrument ID: A4HP10 Analysis Batch Number: 10393

Lab Sample ID: LCS 240-9978/17-A Client Sample ID:

Date Analyzed: 08/01/11 12:44 Lab File ID: 0801007.D GC Column: DB-624 ID: 0.18 (mm)

COMPOUND NAME	RETENTION TIME	MANUAL INTEGRATION		
		REASON	ANALYST	DATE
1,4-Dioxane	1.52	Poor Chromatography	gruberj	08/02/11 08:37

Lab Sample ID: 240-2246-3 Client Sample ID: MRC-MW110B-072611

Date Analyzed: 08/01/11 13:58 Lab File ID: 0801011.D GC Column: DB-624 ID: 0.18 (mm)

COMPOUND NAME	RETENTION TIME	MANUAL INTEGRATION		
		REASON	ANALYST	DATE
1,4-Dioxane	1.52	Poor Chromatography	gruberj	08/02/11 08:45

SAMPLE SUMMARY

Client: Tetra Tech NUS Inc

Job Number: 240-2246-1

Lab Sample ID	Client Sample ID	Client Matrix	Date/Time Sampled	Date/Time Received
240-2246-1TB	TB-072611	Water	07/26/2011 0000	07/27/2011 0920
240-2246-2	MRC-MW110A-072611	Water	07/26/2011 1148	07/27/2011 0920
240-2246-3	MRC-MW110B-072611	Water	07/26/2011 1308	07/27/2011 0920

EXECUTIVE SUMMARY - Detections

Client: Tetra Tech NUS Inc

Job Number: 240-2246-1

Lab Sample ID / Analyte	Client Sample ID	Result	Qualifier	Reporting Limit	Units	Method
240-2246-1TB	**TB-072611**					
Acetone		4.8	J	10	ug/L	8260B
240-2246-2	**MRC-MW110A-072611**					
1,1-Dichloroethane		0.66	J	1.4	ug/L	8260B
1,1-Dichloroethene		0.39	J	1.4	ug/L	8260B
2-Butanone		1.1	J	14	ug/L	8260B
Acetone		11	J	14	ug/L	8260B
Benzene		2.0		1.4	ug/L	8260B
Chloroform		0.58	J	1.4	ug/L	8260B
cis-1,2-Dichloroethene		1.9		1.4	ug/L	8260B
Trichloroethene		30		1.4	ug/L	8260B
1,4-Dioxane		0.70	J	0.95	ug/L	8270D
Dissolved						
Barium		730		5.0	ug/L	6020A
Beryllium		12		1.0	ug/L	6020A
Cadmium		0.68	J	1.0	ug/L	6020A
Cobalt		680		1.0	ug/L	6020A
Copper		3.4		2.0	ug/L	6020A
Molybdenum		1.5	J B	10	ug/L	6020A
Nickel		510		2.0	ug/L	6020A
Antimony		0.22	J	2.0	ug/L	6020A
Selenium		1.1	J	5.0	ug/L	6020A
Zinc		430	B	20	ug/L	6020A
Thallium		1.3	J B	2.0	ug/L	6020A
Total Recoverable						
Antimony		0.25	J	2.0	ug/L	6020A
Barium		700	B	5.0	ug/L	6020A
Beryllium		11		1.0	ug/L	6020A
Cadmium		1.5		1.0	ug/L	6020A
Cobalt		650		1.0	ug/L	6020A
Copper		40		2.0	ug/L	6020A
Lead		0.85	J	1.0	ug/L	6020A
Molybdenum		1.8	J	10	ug/L	6020A
Nickel		490	B	2.0	ug/L	6020A
Selenium		1.2	J	5.0	ug/L	6020A
Thallium		1.4	J B	2.0	ug/L	6020A
Zinc		450	B	20	ug/L	6020A

EXECUTIVE SUMMARY - Detections

Client: Tetra Tech NUS Inc

Job Number: 240-2246-1

Lab Sample ID / Analyte	Client Sample ID	Result	Qualifier	Reporting Limit	Units	Method
240-2246-3	**MRC-MW110B-072611**					
1,1-Dichloroethene		0.66	J	2.0	ug/L	8260B
Acetone		8.0	J	20	ug/L	8260B
Benzene		8.6		2.0	ug/L	8260B
Chloroform		0.98	J	2.0	ug/L	8260B
cis-1,2-Dichloroethene		4.2		2.0	ug/L	8260B
Ethylbenzene		0.65	J	2.0	ug/L	8260B
Methyl tert-butyl ether		0.56	J	10	ug/L	8260B
m-Xylene & p-Xylene		1.3	J	4.0	ug/L	8260B
o-Xylene		0.54	J	2.0	ug/L	8260B
Trichloroethene		45		2.0	ug/L	8260B
Xylenes, Total		1.8	J	4.0	ug/L	8260B
Bis(2-ethylhexyl) phthalate		1.2	J	2.0	ug/L	8270D
1,4-Dioxane		1.3		1.0	ug/L	8270D
Dissolved						
Barium		150		5.0	ug/L	6020A
Beryllium		2.1		1.0	ug/L	6020A
Cadmium		0.27	J	1.0	ug/L	6020A
Cobalt		450		1.0	ug/L	6020A
Molybdenum		2.3	J B	10	ug/L	6020A
Nickel		420		2.0	ug/L	6020A
Antimony		0.30	J	2.0	ug/L	6020A
Zinc		520	B	20	ug/L	6020A
Thallium		1.8	J B	2.0	ug/L	6020A
Total Recoverable						
Barium		140		5.0	ug/L	6020A
Beryllium		1.9		1.0	ug/L	6020A
Cadmium		0.27	J	1.0	ug/L	6020A
Cobalt		420		1.0	ug/L	6020A
Copper		1.2	J	2.0	ug/L	6020A
Molybdenum		0.27	J	10	ug/L	6020A
Nickel		400		2.0	ug/L	6020A
Thallium		0.53	J	2.0	ug/L	6020A
Zinc		510		20	ug/L	6020A

METHOD SUMMARY

Client: Tetra Tech NUS Inc

Job Number: 240-2246-1

Description	Lab Location	Method	Preparation Method
Matrix Water			
Volatile Organic Compounds (GC/MS)	TAL NC	SW846 8260B	
Purge and Trap	TAL NC		SW846 5030B
Semivolatile Organic Compounds (GC/MS)	TAL NC	SW846 8270D	
Liquid-Liquid Extraction (Separatory Funnel)			SW846 3510C
Metals (ICP/MS)	TAL NC	SW846 6020A	
Preparation, Total Recoverable or Dissolved Metals			SW846 3005A
Metals (ICP/MS)	TAL NC	SW846 6020A	
Preparation, Total Recoverable or Dissolved Metals			SW846 3005A
Sample Filtration			FILTRATION
Mercury (CVAA)	TAL NC	SW846 7470A	
Preparation, Mercury			SW846 7470A
Mercury (CVAA)	TAL NC	SW846 7470A	
Preparation, Mercury			SW846 7470A
Sample Filtration			FILTRATION
Chromium, Hexavalent (Ion Chromatography)	TAL SAV	EPA 218.6	
Sample Filtration			FILTRATION

Lab References:

TAL NC = TestAmerica North Canton

TAL SAV = TestAmerica Savannah

Method References:

EPA = US Environmental Protection Agency

SW846 = "Test Methods For Evaluating Solid Waste, Physical/Chemical Methods", Third Edition, November 1986 And Its Updates.

METHOD / ANALYST SUMMARY

Client: Tetra Tech NUS Inc

Job Number: 240-2246-1

Method	Analyst	Analyst ID
SW846 8260B	Evans, Laura	LE
SW846 8270D	Gruber, John	JG
SW846 6020A	Musselman, Natalie J	NJM
SW846 7470A	Davies, Brian	BD
EPA 218.6	Brazell, Connie	CB

HOLDTIME

PROJ_NO C03292

SDG	SORT	UNITS	NSAMPLE	LAB_ID	QC_TYPE	SAMP_DATE	EXTR_DATE	ANAL_DATE	SMP_EXTR	EXTR_ANL	SMP_ANL
240-2246-1	HG	UG/L	MRC-MW110B-072611	240-2246-3	NM	07/26/2011	08/09/2011	08/10/2011	14	1	15
240-2246-1	HG	UG/L	MRC-MW110A-072611	240-2246-2	NM	07/26/2011	08/09/2011	08/10/2011	14	1	15
240-2246-1	M	UG/L	MRC-MW110A-072611	240-2246-2	NM	07/26/2011	08/08/2011	08/11/2011	13	3	16
240-2246-1	M	UG/L	MRC-MW110B-072611	240-2246-3	NM	07/26/2011	08/08/2011	08/11/2011	13	3	16
240-2246-1	HGF	UG/L	MRC-MW110A-072611	240-2246-2	NM	07/26/2011	08/03/2011	08/04/2011	8	1	9
240-2246-1	HGF	UG/L	MRC-MW110B-072611	240-2246-3	NM	07/26/2011	08/03/2011	08/04/2011	8	1	9
240-2246-1	MF	UG/L	MRC-MW110B-072611	240-2246-3	NM	07/26/2011	08/03/2011	08/11/2011	8	8	16
240-2246-1	MF	UG/L	MRC-MW110A-072611	240-2246-2	NM	07/26/2011	08/03/2011	08/11/2011	8	8	16
240-2246-1	CR6	UG/L	MRC-MW110B-072611	240-2246-3	NM	07/26/2011	07/27/2011	07/27/2011	1	0	1
240-2246-1	CR6	UG/L	MRC-MW110A-072611	240-2246-2	NM	07/26/2011	07/27/2011	07/27/2011	1	0	1
240-2246-1	OS	UG/L	MRC-MW110B-072611	240-2246-3	NM	07/26/2011	07/27/2011	08/01/2011	1	5	6
240-2246-1	OS	UG/L	MRC-MW110A-072611	240-2246-2	NM	07/26/2011	07/27/2011	08/01/2011	1	5	6
240-2246-1	OV	UG/L	MRC-MW110B-072611	240-2246-3	NM	07/26/2011	08/03/2011	08/03/2011	8	0	8
240-2246-1	OV	UG/L	TB-072611	240-2246-1	TB	07/26/2011	08/03/2011	08/03/2011	8	0	8
240-2246-1	OV	UG/L	TB-072611	240-2246-1	NM	07/26/2011	08/03/2011	08/03/2011	8	0	8
240-2246-1	OV	UG/L	MRC-MW110A-072611	240-2246-2	NM	07/26/2011	08/03/2011	08/03/2011	8	0	8

SDG	SORT	UNITS	NSAMPLE	LAB_ID	QC_TYPE	SAMP_DATE	EXTR_DATE	ANAL_DATE	SMP_EXTR	EXTR_ANL	SMP_ANL
240-2246-1	OV	UG/L	MRC-MW110B-072611	240-2246-3	NM	07/26/2011	08/03/2011	08/03/2011	8	0	8
240-2246-1	OV	UG/L	MRC-MW110A-072611	240-2246-2	NM	07/26/2011	08/03/2011	08/03/2011	8	0	8
240-2246-1	OV	UG/L	TB-072611	240-2246-1	NM	07/26/2011	08/03/2011	08/03/2011	8	0	8

Chain of Custody Record

TestAmerica
THE LEADER IN ENVIRONMENTAL TESTING

TestAmerica Laboratory location: _____
Regulatory program: ☐ DW ☐ NPDES ☐ RCRA ☐ Other _____

TestAmerica Laboratories, Inc.

Client Contact				
Company Name: Tetra Tech NUS	Client Project Manager: Tony Apanavage	Site Contact: Walt Pryor	Lab Contact: Pat O'meara	COC No: 010008
Address: 20251 Century Blvd	Telephone: (301) 528-3021	Telephone: (301) 991-3914	Telephone: (330) 497-9396	1 of 1 COCs
City/State/Zip: Germantown MD 20874	Email:	Analysis Turnaround Time (in BUS days)	Analyses	For lab use only:
Phone: (301) 528-3063		TAT if different from below ☐ 3 weeks ☐ 2 weeks ☐ 1 week ☐ 2 days ☐ 1 day		Walk-in client: ☐ Lab pickup: ☐ Lab sampling: ☐
Project Name: MNC- Ground water Sampling	Method of Shipment/Carrier: FED EX			Job/SDG No.:
Project Number:	Shipping/Tracking No:			

PO #				Matrix					Containers & Preservatives							Filtered Sample (Y/N)	Composite = C / Grab = G	VOCs	SVOCs	Total metals	Diss metals							Sample Specific Notes / Special Instructions:
	Sample Identification	Sample Date	Sample Time	Air	Aqueous	Sediment	Solid	Other:	H2SO4	HNO3	HCl	NaOH	ZnAc/ NaOH	Unpres	Other:													
	TB-072611	7-26-11	—		X						2					N	G	X										
	MNC-MW110A-072611	↓	1148		X					2	3			2		↓	↓	X	X	X	X							* Please
	MNC-MW110B-072611	↓	1308		X					2	3			2		↓	↓	X	X	X	X							* Lab Filtered
																												all Diss metals *

Possible Hazard Identification
☐ Non-Hazard ☐ Flammable ☐ Skin Irritant ☐ Poison B ☐ Unknown

Sample Disposal (A fee may be assessed if samples are retained longer than 1 month)
☐ Return to Client ☐ Disposal By Lab ☐ Archive For _____ Months

Special Instructions/QC Requirements & Comments:

Relinquished by: Walt Pryor	Company: TtNUS	Date/Time: 7-26-11 / 1530	Received by: Paul Copeland	Company: Test America	Date/Time: 7/26/11 / 1530
Relinquished by: Paul Copeland	Company: TestAmerica	Date/Time: 7/26/11 / 1610	Received by:	Company:	Date/Time:
Relinquished by:	Company:	Date/Time:	Received in Laboratory by:	Company: TA NE	Date/Time: 7/28/11 0920

©2008, TestAmerica Laboratories, Inc. All rights reserved.
TestAmerica & Design ™ are trademarks of TestAmerica Laboratories, Inc.

TAL 0018-1 (04/10)

Chain of Custody Record

TestAmerica
THE LEADER IN ENVIRONMENTAL TESTING

TestAmerica Laboratory location: _____

Regulatory program: ☐ DW ☐ NPDES ☐ RCRA ☐ Other _____

TestAmerica Laboratories, Inc.

Client Contact				
Company Name: Shaw Tech MS	Client Project Manager: Tony Hernandez	Site Contact: Walt Payon	Lab Contact: Deborah Harbuck	COC No: 010009
Address: 20251 Century Blvd	Telephone: 301 528-3021	Telephone: 301 991-3914	Telephone: 912 354-7858	1 of 1 COCs
City/State/Zip: Germantown MD 20874	Email:	Analysis Turnaround Time (in BUS days)	Analyses	For lab use only:
Phone: 301 528-3063		TAT if different from below: ☐ 3 weeks ☐ 2 weeks ☐ 1 week ☐ 2 days ☐ 1 day	Hex Chrom	Walk-in client: ☐ Lab sampling: ☐ Job/SDG No.:
Project Name: PMC Ground water Sampling	Method of Shipment/Carrier: Fed EX			
Project Number:	Shipping/Tracking No:			
P O #				

Sample Identification	Sample Date	Sample Time	Matrix: Air	Aqueous	Sediment	Solid	Other:	Containers & Preservatives: H2SO4	HNO3	HCl	NaOH	ZnAc/ NaOH	Unpres	Other:	Filtered Sample (Y/N)	Composite/Grab	Hex Chrom	Sample Specific Notes / Special Instructions:
PMC-MW 110B	7-26-11	1308		X									X		N	G	X	
PMC-MW 110A	"	1335		X									X		N	G	X	

Possible Hazard Identification
☐ Non-Hazard ☐ Flammable ☐ Skin Irritant ☐ Poison B ☐ Unknown

Sample Disposal (A fee may be assessed if samples are retained longer than 1 month)
☐ Return to Client ☐ Disposal By Lab ☐ Archive For _____ Months

Special Instructions/QC Requirements & Comments:

1.2°C

Relinquished by:	Company:	Date/Time:	Received by:	Company:	Date/Time:
Walt Payon	Shaw	7-26-11 / 1530	Paul Gayland	TestAmerica	7/26/11 1538
Relinquished by: Paul Gayland	Company: TestAmerica	Date/Time: 7/26/11 / 1610	Received by:	Company:	Date/Time:
Relinquished by:	Company:	Date/Time:	Received in Laboratory by: Eddie Barnett	Company: TA-SAV	Date/Time: 07/27/11 0920

©2008, TestAmerica Laboratories, Inc. All rights reserved
TestAmerica & Design ™ are trademarks of TestAmerica Laboratories, Inc.

TAL 0018-1 (04/10)

08/15/2011

TestAmerica Cooler Receipt Form/Narrative **Lot Number:** 2246
North Canton Facility

Client Tetra Tech Project MRL By: (Signature)
Cooler Received on 7/27/11 Opened on 7/27/11
FedEx ☒ UPS ☐ DHL ☐ FAS ☐ Stetson ☐ Client Drop Off ☐ TestAmerica Courier ☐ Other
TestAmerica Cooler # Multiple Coolers ☐ Foam Box ☐ Client Cooler ☒ Other

1. Were custody seals on the outside of the cooler(s)? Yes ☒ No ☐ Intact? Yes ☒ No ☐ NA ☐
   If YES, Quantity 1 Quantity Unsalvageable
   Were custody seals on the outside of cooler(s) signed and dated? Yes ☒ No ☐ NA ☐
   Were custody seals on the bottle(s)? Yes ☐ No ☒
   If YES, are there any exceptions?
2. Shippers' packing slip attached to the cooler(s)? Yes ☒ No ☐
3. Did custody papers accompany the sample(s)? Yes ☒ No ☐ Relinquished by client? Yes ☒ No ☐
4. Were the custody papers signed in the appropriate place? Yes ☒ No ☐
5. Packing material used: Bubble Wrap ☒ Foam ☐ None ☐ Other
6. Cooler temperature upon receipt 1.6 °C See back of form for multiple coolers/temps ☐
   METHOD: IR ☒ Other ☐
   COOLANT: Wet Ice ☒ Blue Ice ☐ Dry Ice ☐ Water ☐ None ☐
7. Did all bottles arrive in good condition (Unbroken)? Yes ☒ No ☐
8. Could all bottle labels be reconciled with the COC? Yes ☒ No ☐
9. Were sample(s) at the correct pH upon receipt? Yes ☒ No ☐ NA ☐
10. Were correct bottle(s) used for the test(s) indicated? Yes ☒ No ☐
11. Were air bubbles >6 mm in any VOA vials? Yes ☐ No ☒ NA ☐
12. Sufficient quantity received to perform indicated analyses? Yes ☒ No ☐
13. Was a trip blank present in the cooler(s)? Yes ☒ No ☐ Were VOAs on the COC? Yes ☒ No ☐

Contacted PM Date by via Verbal ☐ Voice Mail ☐ Other ☐
Concerning

14. CHAIN OF CUSTODY

The following discrepancies occurred:

15. SAMPLE CONDITION

Sample(s) were received after the recommended holding time had expired.
Sample(s) were received in a broken container.
Sample(s) were received with bubble >6 mm in diameter. (Notify PM)

16. SAMPLE PRESERVATION

Sample(s) were further preserved in Sample Receiving to meet recommended pH level(s). *Nitric Acid Lot#* 100110-HNO_3; *Sulfuric Acid Lot#* 110410-H_2SO_4; *Sodium Hydroxide Lot#* 100108 -*NaOH; Hydrochloric Acid Lot#* 092006-*HCl; Sodium Hydroxide and Zinc Acetate Lot#* 100108-$(CH_3COO)_2ZN/NaOH$. What time was preservative added to sample(s)?

Client ID	pH	Date	Initials
110A	<2	7/27/11	
110B	<2		

TestAmerica Cooler Receipt Form/Narrative
North Canton Facility

Client ID	pH	Date	Initials

Login Sample Receipt Checklist

Client: Tetra Tech NUS Inc

Job Number: 240-2246-1

Login Number: 2246
List Number: 1
Creator: McFadden, John

List Source: TestAmerica North Canton

Question	Answer	Comment
Radioactivity either was not measured or, if measured, is at or below background	N/A	
The cooler's custody seal, if present, is intact.	True	
The cooler or samples do not appear to have been compromised or tampered with.	True	
Samples were received on ice.	True	
Cooler Temperature is acceptable.	True	
Cooler Temperature is recorded.	True	1.6
COC is present.	True	
COC is filled out in ink and legible.	True	
COC is filled out with all pertinent information.	True	
Is the Field Sampler's name present on COC?	True	
There are no discrepancies between the sample IDs on the containers and the COC.	True	
Samples are received within Holding Time.	True	
Sample containers have legible labels.	True	
Containers are not broken or leaking.	True	
Sample collection date/times are provided.	True	
Appropriate sample containers are used.	True	
Sample bottles are completely filled.	True	
Sample Preservation Verified.	True	
There is sufficient vol. for all requested analyses, incl. any requested MS/MSDs	True	
VOA sample vials do not have headspace or bubble is <6mm (1/4") in diameter.	True	
Multiphasic samples are not present.	True	
Samples do not require splitting or compositing.	True	
Residual Chlorine Checked.	N/A	

Login Sample Receipt Checklist

Client: Tetra Tech NUS Inc

Job Number: 240-2246-1

Login Number: 2246
List Number: 1
Creator: Daughtry, Beth

List Source: TestAmerica Savannah
List Creation: 07/27/11 02:38 PM

Question	Answer	Comment
Radioactivity either was not measured or, if measured, is at or below background	N/A	
The cooler's custody seal, if present, is intact.	True	
The cooler or samples do not appear to have been compromised or tampered with.	True	
Samples were received on ice.	True	
Cooler Temperature is acceptable.	True	
Cooler Temperature is recorded.	True	
COC is present.	True	
COC is filled out in ink and legible.	True	
COC is filled out with all pertinent information.	True	
Is the Field Sampler's name present on COC?	False	
There are no discrepancies between the sample IDs on the containers and the COC.	True	
Samples are received within Holding Time.	True	
Sample containers have legible labels.	True	
Containers are not broken or leaking.	True	
Sample collection date/times are provided.	True	
Appropriate sample containers are used.	True	
Sample bottles are completely filled.	True	
Sample Preservation Verified.	N/A	
There is sufficient vol. for all requested analyses, incl. any requested MS/MSDs	True	
VOA sample vials do not have headspace or bubble is <6mm (1/4") in diameter.	N/A	
Multiphasic samples are not present.	True	
Samples do not require splitting or compositing.	True	
Residual Chlorine Checked.	N/A	

Method 8260B

Volatile Organic Compounds (GC/MS) by Method 8260B

FORM V
GC/MS VOA INSTRUMENT PERFORMANCE CHECK
BROMOFLUOROBENZENE (BFB)

Lab Name: TestAmerica North Canton Job No.: 240-2246-1

SDG No.:

Lab File ID: BFB663.D BFB Injection Date: 05/27/2011

Instrument ID: A3UX15 BFB Injection Time: 13:11

Analysis Batch No.: 2892

M/E	ION ABUNDANCE CRITERIA	% RELATIVE ABUNDANCE	
50	15.0 - 40.0 % of mass 95	33.0	
75	30.0 - 60.0 % of mass 95	53.6	
95	Base Peak, 100% relative abundance	100.0	
96	5.0 - 9.0 % of mass 95	7.0	
173	Less than 2.0 % of mass 174	0.8	(1.0)1
174	50.0 - 120.00 % of mass 95	81.3	
175	5.0 - 9.0 % of mass 174	5.9	(7.2)1
176	95.0 - 101.0 % of mass 174	78.5	(96.6)1
177	5.0 - 9.0 % of mass 176	5.1	(6.5)2

1-Value is % mass 174 2-Value is % mass 176

THIS CHECK APPLIES TO THE FOLLOWING SAMPLES, MS, MSD, BLANKS AND STANDARDS:

CLIENT SAMPLE ID	LAB SAMPLE ID	LAB FILE ID	DATE ANALYZED	TIME ANALYZED
	STD8260 240-2892/2	UXC5668.D	05/27/2011	14:24
	STD8260 240-2892/3	UXC5669.D	05/27/2011	14:47
	STD8260 240-2892/4	UXC5670.D	05/27/2011	15:10
	STD8260 240-2892/5	UXC5671.D	05/27/2011	15:32
	STD8260 240-2892/6	UXC5672.D	05/27/2011	15:55
	STD8260 240-2892/7	UXC5673.D	05/27/2011	16:18
	STD1 240-2892/8	UXC5674.D	05/27/2011	16:40
	STD2 240-2892/9	UXC5675.D	05/27/2011	17:02
	STD3 240-2892/10	UXC5676.D	05/27/2011	17:24
	STD4 240-2892/11	UXC5677.D	05/27/2011	17:46
	STD5 240-2892/12	UXC5678.D	05/27/2011	18:08
	STD6 240-2892/13	UXC5679.D	05/27/2011	18:31
	ICV 240-2892/14	UXC5680.D	05/27/2011	18:53

FORM VI
GC/MS VOA INITIAL CALIBRATION DATA
INTERNAL STANDARD CURVE EVALUTION

Lab Name: TestAmerica North Canton Job No.: 240-2246-1 Analy Batch No.: 2892

SDG No.:

Instrument ID: A3UX15 GC Column: DB-624 ID: 0.18(mm) Heated Purge: (Y/N) N

Calibration Start Date: 05/27/2011 14:24 Calibration End Date: 05/27/2011 16:18 Calibration ID: 1187

Calibration Files:

LEVEL:	LAB SAMPLE ID:	LAB FILE ID:
Level 1	STD8260 240-2892/7	UXC5673.D
Level 2	STD8260 240-2892/6	UXC5672.D
Level 3	STD8260 240-2892/5	UXC5671.D
Level 4	STD8260 240-2892/4	UXC5670.D
Level 5	STD8260 240-2892/3	UXC5669.D
Level 6	STD8260 240-2892/2	UXC5668.D

ANALYTE	RRF					CURVE TYPE	COEFFICIENT			#	MIN RRF	%RSD	#	MAX %RSD	R^2 OR COD	#	MIN R^2 OR COD
	LVL 1 LVL 6	LVL 2	LVL 3	LVL 4	LVL 5		B	M1	M2								
Dichlorodifluoromethane	0.2302 0.2261	0.2534	0.2494	0.2558	0.2502	Ave		0.2442				5.2		15.0			
Chloromethane	0.7029 0.5638	0.6696	0.6117	0.6369	0.6295	Ave		0.6357			0.1000	7.5		15.0			
Vinyl chloride	0.4827 0.3982	0.4703	0.4321	0.4431	0.4376	Ave		0.4440				6.7		15.0			
Bromomethane	0.1620 0.1303	0.1642	0.1634	0.1623	0.1650	Ave		0.1579				8.6		15.0			
Chloroethane	0.2667 0.2278	0.2616	0.2588	0.2603	0.2601	Ave		0.2559				5.5		15.0			
Trichlorofluoromethane	0.3619 0.3759	0.4148	0.3963	0.4174	0.4243	Ave		0.3984				6.3		15.0			
Acrolein	0.0416 0.0565	0.0459	0.0527	0.0530	0.0555	Ave		0.0509				12.0		15.0			
1,1-Dichloroethene	0.2665 0.2603	0.2679	0.2546	0.2689	0.2637	Ave		0.2637				2.1		15.0			
1,1,2-Trichloro-1,2,2-trichfluoroethane	0.2090 0.1955	0.1912	0.1939	0.2127	0.1996	Ave		0.2003				4.3		15.0			
Acetone	0.1798 0.1254	0.1474	0.1571	0.1157	0.1065	Qua	0.3604	0.0835	0.0005						0.9970		0.9900
Iodomethane	0.5418 0.5325	0.5330	0.5290	0.5369	0.5251	Ave		0.5331				1.1		15.0			
Carbon disulfide	0.7133 0.8585	0.7582	0.7445	0.7905	0.8154	Ave		0.7801				6.7		15.0			
~~Acetonitrile~~	0.0268 0.0416	0.0239	0.0451	0.0285	0.0281	Qua	0.4825	~~0.0154~~	0.0001						0.9940		0.9900
Methyl acetate	0.3615 0.3730	0.3506	0.3711	0.3651	0.3525	Ave		0.3623				2.6		15.0			
Methylene Chloride	0.6326 0.3293	0.4852	0.3960	0.3670	0.3376	Lin1	0.3234	0.3236							1.0000		0.9900

Note: The m1 coefficient is the same as Ave RRF for an Ave curve type.

FORM VI
GC/MS VOA INITIAL CALIBRATION DATA
INTERNAL STANDARD CURVE EVALUTION

Lab Name: TestAmerica North Canton Job No.: 240-2246-1 Analy Batch No.: 2892

SDG No.:

Instrument ID: A3UX15 GC Column: DB-624 ID: 0.18(mm) Heated Purge: (Y/N) N

Calibration Start Date: 05/27/2011 14:24 Calibration End Date: 05/27/2011 16:18 Calibration ID: 1187

ANALYTE	RRF					CURVE TYPE	COEFFICIENT			#	MIN RRF	%RSD	#	MAX %RSD	R^2 OR COD	#	MIN R^2 OR COD
	LVL 1 LVL 6	LVL 2	LVL 3	LVL 4	LVL 5		B	M1	M2								
tert-Butyl alcohol	0.0135 0.0188	0.0127	0.0209	0.0143	0.0139	Qua	0.3750	0.0094	0						0.9950		0.9900
Acrylonitrile	0.1646 0.1766	0.1554	0.1742	0.1656	0.1661	Ave		0.1671				4.5		15.0			
trans-1,2-Dichloroethene	0.3105 0.3256	0.3172	0.3312	0.3316	0.3238	Ave		0.3233				2.5		15.0			
Methyl tert-butyl ether	0.7129 0.7915	0.7299	0.7703	0.7786	0.7814	Ave		0.7608				4.2		15.0			
Hexane	0.0625 0.0653	0.0578	0.0540	0.0659	0.0567	Ave		0.0604				8.1		15.0			
1,1-Dichloroethane	0.7363 0.7357	0.7284	0.7322	0.7404	0.7277	Ave		0.7335			0.1000	0.7		15.0			
Vinyl acetate	0.0310 0.0384	0.0265	0.0372	0.0364	0.0363	Ave		0.0343				13.0		15.0			
2,2-Dichloropropane	0.2767 0.3078	0.2764	0.2888	0.3094	0.3091	Ave		0.2947				5.4		15.0			
cis-1,2-Dichloroethene	0.3646 0.3542	0.3629	0.3474	0.3643	0.3570	Ave		0.3584				1.9		15.0			
2-Butanone	0.2094 0.1934	0.1774	0.1945	0.1809	0.1770	Ave		0.1888				6.7		15.0			
Bromochloromethane	0.1858 0.1776	0.1687	0.1781	0.1841	0.1768	Ave		0.1785				3.4		15.0			
Tetrahydrofuran	0.1206 0.1269	0.1072	0.1239	0.1151	0.1159	Ave		0.1183				6.0		15.0			
Chloroform	0.5952 0.5877	0.6047	0.5957	0.6032	0.5903	Ave		0.5961				1.1		15.0			
1,1,1-Trichloroethane	0.3991 0.4691	0.4258	0.4415	0.4653	0.4634	Ave		0.4440				6.2		15.0			
Cyclohexane	0.7867 0.7945	0.7197	0.7559	0.7969	0.7582	Ave		0.7687				3.9		15.0			
1,1-Dichloropropene	0.4281 0.4456	0.4174	0.4360	0.4443	0.4365	Ave		0.4347				2.4		15.0			
Carbon tetrachloride	0.3587 0.4309	0.3859	0.3807	0.4067	0.4213	Ave		0.3974				6.8		15.0			
Benzene	1.3141 1.3061	1.3347	1.2798	1.2890	1.2727	Ave		1.2994				1.8		15.0			
1,2-Dichloroethane	0.6337 0.6088	0.6355	0.6267	0.6232	0.6002	Ave		0.6214				2.3		15.0			
Trichloroethene	0.3693 0.3520	0.3514	0.3454	0.3531	0.3444	Ave		0.3526				2.5		15.0			

Note: The m1 coefficient is the same as Ave RRF for an Ave curve type.

FORM VI
GC/MS VOA INITIAL CALIBRATION DATA
INTERNAL STANDARD CURVE EVALUTION

Lab Name: TestAmerica North Canton Job No.: 240-2246-1 Analy Batch No.: 2892

SDG No.:

Instrument ID: A3UX15 GC Column: DB-624 ID: 0.18(mm) Heated Purge: (Y/N) N

Calibration Start Date: 05/27/2011 14:24 Calibration End Date: 05/27/2011 16:18 Calibration ID: 1187

ANALYTE	RRF					CURVE TYPE	COEFFICIENT			#	MIN RRF	%RSD	#	MAX %RSD	R^2 OR COD	#	MIN R^2 OR COD
	LVL 1 LVL 6	LVL 2	LVL 3	LVL 4	LVL 5		B	M1	M2								
Methylcyclohexane	0.3938 0.4620	0.4000	0.4278	0.4396	0.4364	Ave		0.4266				6.0		15.0			
1,2-Dichloropropane	0.3818 0.3864	0.3642	0.3737	0.3654	0.3673	Ave		0.3731				2.5		15.0			
Dibromomethane	0.1867 0.1787	0.1679	0.1769	0.1846	0.1780	Ave		0.1788				3.7		15.0			
1,4-Dioxane	0.0010 0.0014	0.0016	0.0015	0.0012	0.0015	Ave		0.0014				15.0		15.0			
Bromodichloromethane	0.3264 0.3960	0.3148	0.3397	0.3643	0.3721	Ave		0.3522				8.7		15.0			
2-Chloroethyl vinyl ether	0.1556 0.1832	0.1460	0.1637	0.1560	0.1687	Ave		0.1622				7.9		15.0			
cis-1,3-Dichloropropene	0.2989 0.4267	0.3046	0.3443	0.3655	0.3881	Ave		0.3547				14.0		15.0			
4-Methyl-2-pentanone	0.3007 0.3766	0.3164	0.3351	0.3502	0.3493	Ave		0.3380				8.0		15.0			
Toluene	1.8461 1.9415	1.8376	1.8807	1.9030	1.8925	Ave		1.8836				2.0		15.0			
trans-1,3-Dichloropropene	0.3226 0.4822	0.3558	0.3933	0.4220	0.4421	Ave		0.4030				14.0		15.0			
Ethyl methacrylate	0.3113 0.4125	0.3163	0.3573	0.3943	0.3990	Ave		0.3651				12.0		15.0			
1,1,2-Trichloroethane	0.3378 0.3123	0.3352	0.3215	0.3220	0.3122	Ave		0.3235				3.4		15.0			
Tetrachloroethene	0.3881 0.3458	0.3548	0.3540	0.3648	0.3502	Ave		0.3596				4.3		15.0			
1,3-Dichloropropane	0.5665 0.5468	0.5643	0.5714	0.5563	0.5494	Ave		0.5591				1.8		15.0			
2-Hexanone	0.3045 0.3189	0.3101	0.3052	0.3126	0.3116	Ave		0.3105				1.7		15.0			
Dibromochloromethane	0.2788 0.3827	0.2932	0.3199	0.3403	0.3571	Ave		0.3287				12.0		15.0			
1,2-Dibromoethane	0.3105 0.3102	0.3063	0.3172	0.3084	0.3062	Ave		0.3098				1.3		15.0			
Chlorobenzene	1.2921 1.2221	1.2421	1.2687	1.2194	1.2099	Ave		1.2424			0.3000	2.6		15.0			
1,1,1,2-Tetrachloroethane	0.3439 0.4345	0.3706	0.4000	0.4169	0.4277	Ave		0.3989				8.9		15.0			
Ethylbenzene	0.5859 0.6491	0.6077	0.6662	0.6618	0.6518	Ave		0.6371				5.1		15.0			

Note: The m1 coefficient is the same as Ave RRF for an Ave curve type.

FORM VI
GC/MS VOA INITIAL CALIBRATION DATA
INTERNAL STANDARD CURVE EVALUTION

Lab Name: TestAmerica North Canton Job No.: 240-2246-1 Analy Batch No.: 2892

SDG No.:

Instrument ID: A3UX15 GC Column: DB-624 ID: 0.18(mm) Heated Purge: (Y/N) N

Calibration Start Date: 05/27/2011 14:24 Calibration End Date: 05/27/2011 16:18 Calibration ID: 1187

ANALYTE	RRF					CURVE TYPE	COEFFICIENT			#	MIN RRF	%RSD	#	MAX %RSD	R^2 OR COD	#	MIN R^2 OR COD
	LVL 1 LVL 6	LVL 2	LVL 3	LVL 4	LVL 5		B	M1	M2								
m-Xylene & p-Xylene	1.5226 1.4959	1.5620	1.6844	1.6666	1.6525	Ave		1.5973				5.1		15.0			
o-Xylene	0.7286 0.8018	0.7573	0.8057	0.8072	0.7974	Ave		0.7830				4.2		15.0			
Styrene	1.1339 1.3430	1.1755	1.2977	1.2941	1.3145	Ave		1.2598				6.7		15.0			
Bromoform	0.1417 0.1928	0.1383	0.1572	0.1658	0.1745	Ave		0.1617			0.1000	13.0		15.0			
Isopropylbenzene	1.8368 2.1245	1.8210	2.0502	2.0454	2.0634	Ave		1.9902				6.4		15.0			
Bromobenzene	0.8758 0.8778	0.8740	0.8487	0.8314	0.8654	Ave		0.8622				2.1		15.0			
1,1,2,2-Tetrachloroethane	0.7074 0.7007	0.6619	0.6459	0.6574	0.6821	Ave		0.6759			0.3000	3.7		15.0			
1,2,3-Trichloropropane	0.2364 0.2354	0.2294	0.2462	0.2465	0.2277	Ave		0.2369				3.4		15.0			
trans-1,4-Dichloro-2-butene	0.2428 0.3156	0.2492	0.2588	0.2698	0.2850	Ave		0.2702				9.9		15.0			
n-Propylbenzene	0.8264 0.9868	0.9001	0.9453	0.9322	0.9313	Ave		0.9204				5.9		15.0			
2-Chlorotoluene	0.8510 0.8952	0.8529	0.8552	0.8689	0.8621	Ave		0.8642				1.9		15.0			
1,3,5-Trimethylbenzene	2.5505 3.2102	2.7073	2.8882	2.8788	2.8944	Ave		2.8549				7.7		15.0			
4-Chlorotoluene	2.9293 3.1048	2.9552	2.8878	2.9209	2.9026	Ave		2.9501				2.7		15.0			
tert-Butylbenzene	2.2496 2.7284	2.1983	2.4046	2.4094	2.4722	Ave		2.4104				7.8		15.0			
1,2,4-Trimethylbenzene	2.6707 3.2458	2.6966	2.9955	2.9236	2.9867	Ave		2.9198				7.3		15.0			
sec-Butylbenzene	2.9928 3.7067	2.9837	3.4224	3.2491	3.2873	Ave		3.2737				8.3		15.0			
1,3-Dichlorobenzene	1.8643 1.7683	1.7775	1.7770	1.6834	1.6890	Ave		1.7599				3.8		15.0			
p-Isopropyltoluene	2.4281 3.2101	2.5891	2.9355	2.8176	2.8629	Ave		2.8072				9.7		15.0			
1,4-Dichlorobenzene	1.9781 1.8248	1.8941	1.8589	1.7733	1.7425	Ave		1.8453				4.6		15.0			
1,2-Dichlorobenzene	1.8789 1.6717	1.6090	1.7541	1.6085	1.5884	Ave		1.6851				6.7		15.0			

Note: The m1 coefficient is the same as Ave RRF for an Ave curve type.

FORM VI
GC/MS VOA INITIAL CALIBRATION DATA
INTERNAL STANDARD CURVE EVALUTION

Lab Name: TestAmerica North Canton Job No.: 240-2246-1 Analy Batch No.: 2892

SDG No.:

Instrument ID: A3UX15 GC Column: DB-624 ID: 0.18(mm) Heated Purge: (Y/N) N

Calibration Start Date: 05/27/2011 14:24 Calibration End Date: 05/27/2011 16:18 Calibration ID: 1187

ANALYTE	RRF					CURVE TYPE	COEFFICIENT			#	MIN RRF	%RSD	#	MAX %RSD	R^2 OR COD	#	MIN R^2 OR COD
	LVL 1 LVL 6	LVL 2	LVL 3	LVL 4	LVL 5		B	M1	M2								
n-Butylbenzene	2.0214 2.6773	2.1396	2.4675	2.3373	2.3631	Ave		2.3344				10.0		15.0			
1,2-Dibromo-3-Chloropropane	0.0895 0.1127	0.0933	0.1048	0.1009	0.1055	Ave		0.1011				8.4		15.0			
1,3,5-Trichlorobenzene	0.9324 0.9474	0.9324	1.1088	0.9264	0.9306	Ave		0.9630				7.5		15.0			
1,2,4-Trichlorobenzene	0.8089 0.7971	0.7626	0.9853	0.7939	0.7863	Ave		0.8224				9.9		15.0			
Hexachlorobutadiene	0.3154 0.2682	0.3166	0.3664	0.2955	0.2801	Ave		0.3070				11.0		15.0			
Naphthalene	1.4121 1.9813	1.4978	2.2493	1.9649	1.9916	Lin1	-0.551	2.0217							0.9970		0.9900
1,2,3-Trichlorobenzene	0.7263 0.6317	0.6963	0.8818	0.7114	0.7006	Ave		0.7247				12.0		15.0			
Dibromofluoromethane (Surr)	0.3042 0.3199	0.3118	0.3183	0.3185	0.3247	Ave		0.3162				2.3		15.0			
1,2-Dichloroethane-d4 (Surr)	0.4304 0.4407	0.4388	0.4429	0.4452	0.4411	Ave		0.4398				1.2		15.0			
Toluene-d8 (Surr)	1.4207 1.5921	1.4547	1.5032	1.5432	1.5898	Ave		1.5173				4.7		15.0			
4-Bromofluorobenzene (Surr)	0.5153 0.5196	0.5433	0.5489	0.5365	0.5505	Ave		0.5357				2.8		15.0			

Note: The m1 coefficient is the same as Ave RRF for an Ave curve type.

FORM VI
GC/MS VOA INITIAL CALIBRATION DATA
INTERNAL STANDARD CURVE EVALUTION

Lab Name: TestAmerica North Canton Job No.: 240-2246-1 Analy Batch No.: 2892

SDG No.:

Instrument ID: A3UX15 GC Column: DB-624 ID: 0.18(mm) Heated Purge: (Y/N) N

Calibration Start Date: 05/27/2011 16:40 Calibration End Date: 05/27/2011 18:31 Calibration ID: 1189

Calibration Files:

LEVEL:	LAB SAMPLE ID:	LAB FILE ID:
Level 1	STD6 240-2892/13	UXC5679.D
Level 2	STD5 240-2892/12	UXC5678.D
Level 3	STD4 240-2892/11	UXC5677.D
Level 4	STD3 240-2892/10	UXC5676.D
Level 5	STD2 240-2892/9	UXC5675.D
Level 6	STD1 240-2892/8	UXC5674.D

ANALYTE	RRF					CURVE TYPE	COEFFICIENT			#	MIN RRF	%RSD	#	MAX %RSD	R^2 OR COD	#	MIN R^2 OR COD
	LVL 1 LVL 6	LVL 2	LVL 3	LVL 4	LVL 5		B	M1	M2								
Dichlorofluoromethane	0.5058 0.5538	0.5701	0.5495	0.5709	0.5770	Ave		0.5545				4.7		15.0			
Ethyl ether	0.4443 0.4090	0.4171	0.4216	0.4134	0.4273	Ave		0.4221				3.0		15.0			
3-Chloro-1-propene	0.1296 0.1554	0.1259	0.1376	0.1474	0.1574	Ave		0.1422				9.3		15.0			
Diisopropyl ether	0.2602 0.2929	0.2607	0.2755	0.2850	0.2992	Ave		0.2789				5.9		15.0			
2-Chloro-1,3-butadiene	0.7392 0.8903	0.7893	0.8104	0.8242	0.8981	Ave		0.8253				7.4		15.0			
Ethyl-t-butyl ether (ETBE)	1.0327 1.2220	1.0464	1.1030	1.1338	1.2337	Ave		1.1286				7.6		15.0			
Ethyl acetate	0.3350 0.3530	0.3234	0.3093	0.3295	0.3374	Ave		0.3313				4.4		15.0			
Propionitrile	0.0353 0.0525	0.0381	0.0448	0.0416	0.0525	Lin1	-0.050	0.0520							0.9950		0.9900
Methacrylonitrile	0.2513 0.2608	0.2311	0.2344	0.2456	0.2559	Ave		0.2465				4.8		15.0			
~~Isobutyl alcohol~~	0.0080 0.0085	0.0061	0.0076	0.0082	0.0086	Ave		~~0.0078~~				12.0		15.0			
Tert-amyl-methyl ether (TAME)	0.5550 0.6531	0.5328	0.5695	0.6065	0.6525	Ave		0.5949				8.6		15.0			
n-Heptane	0.0583 0.0614	0.0423	0.0547	0.0558	0.0633	Ave		0.0560				13.0		15.0			
~~n-Butanol~~	0.0052 0.0069	0.0045	0.0055	0.0071	0.0072	Lin1	-0.064	~~0.0071~~							0.9960		0.9900
Methyl methacrylate	0.2961 0.3283	0.2426	0.2855	0.2853	0.3148	Ave		0.2921				10.0		15.0			
2-Nitropropane	0.0573 0.0673	0.0529	0.0525	0.0556	0.0598	Ave		0.0576				9.5		15.0			

Note: The m1 coefficient is the same as Ave RRF for an Ave curve type.

FORM VI
GC/MS VOA INITIAL CALIBRATION DATA
INTERNAL STANDARD CURVE EVALUTION

Lab Name: TestAmerica North Canton Job No.: 240-2246-1 Analy Batch No.: 2892

SDG No.:

Instrument ID: A3UX15 GC Column: DB-624 ID: 0.18(mm) Heated Purge: (Y/N) N

Calibration Start Date: 05/27/2011 16:40 Calibration End Date: 05/27/2011 18:31 Calibration ID: 1189

ANALYTE	RRF					CURVE TYPE	COEFFICIENT			#	MIN RRF	%RSD	#	MAX %RSD	R^2 OR COD	#	MIN R^2 OR COD
	LVL 1 LVL 6	LVL 2	LVL 3	LVL 4	LVL 5		B	M1	M2								
n-Butyl acetate	0.3299 0.5130	0.3279	0.3893	0.4179	0.4916	Lin1	-0.583	0.5027							0.9950		0.9900
~~Cyclohexanone~~	0.0265 0.0395	0.0261	0.0282	0.0331	0.0369	Lin1	-0.215	~~0.0384~~							0.9940		0.9900
1,2,3-Trimethylbenzene	2.1827 3.1269	2.3844	2.6842	2.8192	3.0801	Ave		2.7129				14.0		15.0			
2-Methylnaphthalene	0.5005 1.2365	0.4990	0.6181	0.8325	1.0548	Qua	-1.856	0.8816	0.0048						0.9990		0.9900

Note: The m1 coefficient is the same as Ave RRF for an Ave curve type.

FORM VI
GC/MS VOA INITIAL CALIBRATION DATA
INTERNAL STANDARD RESPONSE AND CONCENTRATION

Lab Name: TestAmerica North Canton Job No.: 240-2246-1 Analy Batch No.: 2892

SDG No.:

Instrument ID: A3UX15 GC Column: DB-624 ID: 0.18(mm) Heated Purge: (Y/N) N

Calibration Start Date: 05/27/2011 14:24 Calibration End Date: 05/27/2011 16:18 Calibration ID: 1187

Calibration Files:

LEVEL:	LAB SAMPLE ID:	LAB FILE ID:
Level 1	STD8260 240-2892/7	UXC5673.D
Level 2	STD8260 240-2892/6	UXC5672.D
Level 3	STD8260 240-2892/5	UXC5671.D
Level 4	STD8260 240-2892/4	UXC5670.D
Level 5	STD8260 240-2892/3	UXC5669.D
Level 6	STD8260 240-2892/2	UXC5668.D

ANALYTE	IS REF	CURVE TYPE	RESPONSE					CONCENTRATION (UG/L)				
			LVL 1 LVL 6	LVL 2	LVL 3	LVL 4	LVL 5	LVL 1 LVL 6	LVL 2	LVL 3	LVL 4	LVL 5
Dichlorodifluoromethane	FB	Ave	33532 1514315	74148	186893	374876	750778	1.00 40.0	2.00	5.00	10.0	20.0
Chloromethane	FB	Ave	102370 3775642	195918	458366	933505	1889182	1.00 40.0	2.00	5.00	10.0	20.0
Vinyl chloride	FB	Ave	70301 2666453	137611	323804	649480	1313082	1.00 40.0	2.00	5.00	10.0	20.0
Bromomethane	FB	Ave	23601 872456	48039	122462	237825	495233	1.00 40.0	2.00	5.00	10.0	20.0
Chloroethane	FB	Ave	38847 1525349	76539	193942	381530	780379	1.00 40.0	2.00	5.00	10.0	20.0
Trichlorofluoromethane	FB	Ave	52706 2517319	121375	296926	611788	1273178	1.00 40.0	2.00	5.00	10.0	20.0
Acrolein	FB	Ave	60661 3785738	134247	395025	776108	1666186	10.0 400	20.0	50.0	100	200
1,1-Dichloroethene	FB	Ave	38817 1743430	78374	190767	394147	791448	1.00 40.0	2.00	5.00	10.0	20.0
1,1,2-Trichloro-1,2,2-trichfluoroethane	FB	Ave	30443 1309277	55954	145329	311765	598823	1.00 40.0	2.00	5.00	10.0	20.0
Acetone	FB	Qua	52386 1680013	86272	235391	339067	639238	2.00 80.0	4.00	10.0	20.0	40.0
Iodomethane	FB	Ave	78909 3566156	155949	396425	786864	1575894	1.00 40.0	2.00	5.00	10.0	20.0
Carbon disulfide	FB	Ave	103895 5749230	221840	557862	1158561	2446770	1.00 40.0	2.00	5.00	10.0	20.0
Acetonitrile	FB	Qua	38999 2784735	69853	338160	418336	841938	10.0 400	20.0	50.0	100	200
Methyl acetate	FB	Ave	105292 4996616	205151	556157	1070050	2115463	2.00 80.0	4.00	10.0	20.0	40.0
Methylene Chloride	FB	Lin1	92131 2205299	141953	296745	537936	1013216	1.00 40.0	2.00	5.00	10.0	20.0
tert-Butyl alcohol	FB	Qua	39191 2514348	74180	312739	418782	833668	20.0 800	40.0	100	200	400

FORM VI
GC/MS VOA INITIAL CALIBRATION DATA
INTERNAL STANDARD RESPONSE AND CONCENTRATION

Lab Name: TestAmerica North Canton Job No.: 240-2246-1 Analy Batch No.: 2892

SDG No.:

Instrument ID: A3UX15 GC Column: DB-624 ID: 0.18(mm) Heated Purge: (Y/N) N

Calibration Start Date: 05/27/2011 14:24 Calibration End Date: 05/27/2011 16:18 Calibration ID: 1187

ANALYTE	IS REF	CURVE TYPE	RESPONSE					CONCENTRATION (UG/L)				
			LVL 1 LVL 6	LVL 2	LVL 3	LVL 4	LVL 5	LVL 1 LVL 6	LVL 2	LVL 3	LVL 4	LVL 5
Acrylonitrile	FB	Ave	47949 2365521	90943	261031	485522	996882	2.00 80.0	4.00	10.0	20.0	40.0
trans-1,2-Dichloroethene	FB	Ave	45217 2180845	92824	248189	486019	971597	1.00 40.0	2.00	5.00	10.0	20.0
Methyl tert-butyl ether	FB	Ave	103837 5300852	213573	577235	1141149	2344881	1.00 40.0	2.00	5.00	10.0	20.0
Hexane	FB	Ave	9097 437278	16925	40441	96574	170155	1.00 40.0	2.00	5.00	10.0	20.0
1,1-Dichloroethane	FB	Ave	107244 4927118	213130	548690	1085074	2183731	1.00 40.0	2.00	5.00	10.0	20.0
Vinyl acetate	FB	Ave	4519 256928	7749	27909	53401	108875	1.00 40.0	2.00	5.00	10.0	20.0
2,2-Dichloropropane	FB	Ave	40303 2061339	80875	216391	453440	927519	1.00 40.0	2.00	5.00	10.0	20.0
cis-1,2-Dichloroethene	FB	Ave	53100 2371969	106177	260316	533962	1071235	1.00 40.0	2.00	5.00	10.0	20.0
2-Butanone	FB	Ave	60995 2590121	103808	291484	530403	1062260	2.00 80.0	4.00	10.0	20.0	40.0
Bromochloromethane	FB	Ave	27068 1189718	49369	133471	269835	530453	1.00 40.0	2.00	5.00	10.0	20.0
Tetrahydrofuran	FB	Ave	17563 849819	31378	92828	168621	347894	1.00 40.0	2.00	5.00	10.0	20.0
Chloroform	FB	Ave	86685 3936069	176933	446404	884088	1771404	1.00 40.0	2.00	5.00	10.0	20.0
1,1,1-Trichloroethane	FB	Ave	58129 3141845	124574	330856	681972	1390486	1.00 40.0	2.00	5.00	10.0	20.0
Cyclohexane	FB	Ave	114582 5320899	210580	566409	1167951	2275312	1.00 40.0	2.00	5.00	10.0	20.0
1,1-Dichloropropene	FB	Ave	62354 2984425	122133	326747	651168	1309887	1.00 40.0	2.00	5.00	10.0	20.0
Carbon tetrachloride	FB	Ave	52250 2885494	112900	285293	596045	1264212	1.00 40.0	2.00	5.00	10.0	20.0
Benzene	FB	Ave	191394 8747271	390517	959034	1889230	3819339	1.00 40.0	2.00	5.00	10.0	20.0
1,2-Dichloroethane	FB	Ave	92295 4077445	185930	469576	913409	1801257	1.00 40.0	2.00	5.00	10.0	20.0
Trichloroethene	FB	Ave	53784 2357591	102825	258839	517482	1033568	1.00 40.0	2.00	5.00	10.0	20.0
Methylcyclohexane	FB	Ave	57354 3094045	117037	320555	644350	1309700	1.00 40.0	2.00	5.00	10.0	20.0
1,2-Dichloropropane	FB	Ave	55609 2587558	106554	280004	535540	1102296	1.00 40.0	2.00	5.00	10.0	20.0

FORM VI
GC/MS VOA INITIAL CALIBRATION DATA
INTERNAL STANDARD RESPONSE AND CONCENTRATION

Lab Name: TestAmerica North Canton Job No.: 240-2246-1 Analy Batch No.: 2892

SDG No.:

Instrument ID: A3UX15 GC Column: DB-624 ID: 0.18(mm) Heated Purge: (Y/N) N

Calibration Start Date: 05/27/2011 14:24 Calibration End Date: 05/27/2011 16:18 Calibration ID: 1187

ANALYTE	IS REF	CURVE TYPE	RESPONSE					CONCENTRATION (UG/L)				
			LVL 1 LVL 6	LVL 2	LVL 3	LVL 4	LVL 5	LVL 1 LVL 6	LVL 2	LVL 3	LVL 4	LVL 5
Dibromomethane	FB	Ave	27195 1196443	49138	132588	270616	534128	1.00 40.0	2.00	5.00	10.0	20.0
1,4-Dioxane	FB	Ave	7447 471251	23417	56749	91527	223310	50.0 2000	100	250	500	1000
Bromodichloromethane	FB	Ave	47542 2652064	92114	254549	533998	1116529	1.00 40.0	2.00	5.00	10.0	20.0
2-Chloroethyl vinyl ether	FB	Ave	45328 2454001	85454	245283	457215	1012269	2.00 80.0	4.00	10.0	20.0	40.0
cis-1,3-Dichloropropene	FB	Ave	43537 2857623	89134	257996	535699	1164509	1.00 40.0	2.00	5.00	10.0	20.0
4-Methyl-2-pentanone	FB	Ave	87593 5044068	185179	502163	1026571	2096231	2.00 80.0	4.00	10.0	20.0	40.0
Toluene	CBZ	Ave	187676 9326582	375641	985175	1938901	3936400	1.00 40.0	2.00	5.00	10.0	20.0
trans-1,3-Dichloropropene	CBZ	Ave	32798 2316220	72744	206041	429979	919633	1.00 40.0	2.00	5.00	10.0	20.0
Ethyl methacrylate	CBZ	Ave	31649 1981619	64665	187154	401759	830006	1.00 40.0	2.00	5.00	10.0	20.0
1,1,2-Trichloroethane	CBZ	Ave	34337 1500101	68533	168386	328068	649470	1.00 40.0	2.00	5.00	10.0	20.0
Tetrachloroethene	CBZ	Ave	39452 1660986	72535	185421	371694	728331	1.00 40.0	2.00	5.00	10.0	20.0
1,3-Dichloropropane	CBZ	Ave	57595 2626527	115351	299330	566841	1142848	1.00 40.0	2.00	5.00	10.0	20.0
2-Hexanone	CBZ	Ave	61915 3064090	126774	319716	637094	1296228	2.00 80.0	4.00	10.0	20.0	40.0
Dibromochloromethane	CBZ	Ave	28347 1838484	59946	167549	346765	742748	1.00 40.0	2.00	5.00	10.0	20.0
1,2-Dibromoethane	CBZ	Ave	31566 1490004	62621	166180	314176	636854	1.00 40.0	2.00	5.00	10.0	20.0
Chlorobenzene	CBZ	Ave	131360 5870582	253907	664604	1242451	2516669	1.00 40.0	2.00	5.00	10.0	20.0
1,1,1,2-Tetrachloroethane	CBZ	Ave	34964 2087193	75763	209539	424807	889595	1.00 40.0	2.00	5.00	10.0	20.0
Ethylbenzene	CBZ	Ave	59565 3118032	124221	348992	674316	1355747	1.00 40.0	2.00	5.00	10.0	20.0
m-Xylene & p-Xylene	CBZ	Ave	309570 14371837	638611	1764694	3396100	6874422	2.00 80.0	4.00	10.0	20.0	40.0
o-Xylene	CBZ	Ave	74074 3851585	154807	422066	822467	1658646	1.00 40.0	2.00	5.00	10.0	20.0
Styrene	CBZ	Ave	115277 6451538	240292	679765	1318498	2734127	1.00 40.0	2.00	5.00	10.0	20.0

FORM VI
GC/MS VOA INITIAL CALIBRATION DATA
INTERNAL STANDARD RESPONSE AND CONCENTRATION

Lab Name: TestAmerica North Canton Job No.: 240-2246-1 Analy Batch No.: 2892

SDG No.:

Instrument ID: A3UX15 GC Column: DB-624 ID: 0.18(mm) Heated Purge: (Y/N) N

Calibration Start Date: 05/27/2011 14:24 Calibration End Date: 05/27/2011 16:18 Calibration ID: 1187

ANALYTE	IS REF	CURVE TYPE	RESPONSE					CONCENTRATION (UG/L)				
			LVL 1 LVL 6	LVL 2	LVL 3	LVL 4	LVL 5	LVL 1 LVL 6	LVL 2	LVL 3	LVL 4	LVL 5
Bromoform	CBZ	Ave	14408 925984	28280	82333	168942	362918	1.00 40.0	2.00	5.00	10.0	20.0
Isopropylbenzene	CBZ	Ave	186726 10205517	372259	1073962	2084011	4292014	1.00 40.0	2.00	5.00	10.0	20.0
Bromobenzene	DCB	Ave	48944 2287768	99882	270663	496176	1030258	1.00 40.0	2.00	5.00	10.0	20.0
1,1,2,2-Tetrachloroethane	DCB	Ave	39536 1826337	75646	205980	392345	812034	1.00 40.0	2.00	5.00	10.0	20.0
1,2,3-Trichloropropane	DCB	Ave	13212 613451	26217	78512	147121	271088	1.00 40.0	2.00	5.00	10.0	20.0
trans-1,4-Dichloro-2-butene	DCB	Ave	13567 822657	28480	82540	161037	339290	1.00 40.0	2.00	5.00	10.0	20.0
n-Propylbenzene	DCB	Ave	46184 2571988	102873	301473	556287	1108796	1.00 40.0	2.00	5.00	10.0	20.0
2-Chlorotoluene	DCB	Ave	47560 2333249	97472	272748	518511	1026386	1.00 40.0	2.00	5.00	10.0	20.0
1,3,5-Trimethylbenzene	DCB	Ave	142538 8366683	309401	921098	1717991	3445811	1.00 40.0	2.00	5.00	10.0	20.0
4-Chlorotoluene	DCB	Ave	163707 8092055	337730	920949	1743125	3455584	1.00 40.0	2.00	5.00	10.0	20.0
tert-Butylbenzene	DCB	Ave	125725 7111008	251233	766871	1437823	2943261	1.00 40.0	2.00	5.00	10.0	20.0
1,2,4-Trimethylbenzene	DCB	Ave	149257 8459573	308178	955303	1744688	3555698	1.00 40.0	2.00	5.00	10.0	20.0
sec-Butylbenzene	DCB	Ave	167256 9660571	340990	1091464	1938948	3913590	1.00 40.0	2.00	5.00	10.0	20.0
1,3-Dichlorobenzene	DCB	Ave	104190 4608756	203138	566722	1004579	2010780	1.00 40.0	2.00	5.00	10.0	20.0
p-Isopropyltoluene	DCB	Ave	135700 8366523	295896	936181	1681455	3408339	1.00 40.0	2.00	5.00	10.0	20.0
1,4-Dichlorobenzene	DCB	Ave	110549 4755855	216463	592827	1058250	2074498	1.00 40.0	2.00	5.00	10.0	20.0
1,2-Dichlorobenzene	DCB	Ave	105003 4356961	183886	559400	959872	1891086	1.00 40.0	2.00	5.00	10.0	20.0
n-Butylbenzene	DCB	Ave	112971 6977901	244525	786911	1394813	2813366	1.00 40.0	2.00	5.00	10.0	20.0
1,2-Dibromo-3-Chloropropane	DCB	Ave	5001 293670	10668	33416	60196	125553	1.00 40.0	2.00	5.00	10.0	20.0
1,3,5-Trichlorobenzene	DCB	Ave	52111 2469154	106559	353620	552821	1107934	1.00 40.0	2.00	5.00	10.0	20.0
1,2,4-Trichlorobenzene	DCB	Ave	45208 2077467	87158	314225	473757	936155	1.00 40.0	2.00	5.00	10.0	20.0

FORM VI
GC/MS VOA INITIAL CALIBRATION DATA
INTERNAL STANDARD RESPONSE AND CONCENTRATION

Lab Name: TestAmerica North Canton Job No.: 240-2246-1 Analy Batch No.: 2892

SDG No.:

Instrument ID: A3UX15 GC Column: DB-624 ID: 0.18(mm) Heated Purge: (Y/N) N

Calibration Start Date: 05/27/2011 14:24 Calibration End Date: 05/27/2011 16:18 Calibration ID: 1187

ANALYTE	IS REF	CURVE TYPE	RESPONSE					CONCENTRATION (UG/L)				
			LVL 1 LVL 6	LVL 2	LVL 3	LVL 4	LVL 5	LVL 1 LVL 6	LVL 2	LVL 3	LVL 4	LVL 5
Hexachlorobutadiene	DCB	Ave	17626 698877	36178	116835	176345	333487	1.00 40.0	2.00	5.00	10.0	20.0
Naphthalene	DCB	Lin1	78915 5163766	171171	717318	1172588	2371105	1.00 40.0	2.00	5.00	10.0	20.0
1,2,3-Trichlorobenzene	DCB	Ave	40590 1646357	79573	281206	424517	834047	1.00 40.0	2.00	5.00	10.0	20.0
Dibromofluoromethane (Surr)	FB	Ave	44310 2142598	91216	238520	466764	974255	1.00 40.0	2.00	5.00	10.0	20.0
1,2-Dichloroethane-d4 (Surr)	FB	Ave	62682 2951079	128381	331885	652537	1323812	1.00 40.0	2.00	5.00	10.0	20.0
Toluene-d8 (Surr)	CBZ	Ave	144426 7647910	297379	787434	1572362	3306801	1.00 40.0	2.00	5.00	10.0	20.0
4-Bromofluorobenzene (Surr)	CBZ	Ave	52387 2495881	111054	287513	546677	1145124	1.00 40.0	2.00	5.00	10.0	20.0

Curve Type Legend:
Ave = Average ISTD
Lin1 = Linear 1/conc ISTD
Qua = Quadratic ISTD

FORM VI
GC/MS VOA INITIAL CALIBRATION DATA
INTERNAL STANDARD RESPONSE AND CONCENTRATION

Lab Name: TestAmerica North Canton Job No.: 240-2246-1 Analy Batch No.: 2892

SDG No.:

Instrument ID: A3UX15 GC Column: DB-624 ID: 0.18(mm) Heated Purge: (Y/N) N

Calibration Start Date: 05/27/2011 16:40 Calibration End Date: 05/27/2011 18:31 Calibration ID: 1189

Calibration Files:

LEVEL:	LAB SAMPLE ID:	LAB FILE ID:
Level 1	STD6 240-2892/13	UXC5679.D
Level 2	STD5 240-2892/12	UXC5678.D
Level 3	STD4 240-2892/11	UXC5677.D
Level 4	STD3 240-2892/10	UXC5676.D
Level 5	STD2 240-2892/9	UXC5675.D
Level 6	STD1 240-2892/8	UXC5674.D

ANALYTE	IS REF	CURVE TYPE	RESPONSE					CONCENTRATION (UG/L)				
			LVL 1 LVL 6	LVL 2	LVL 3	LVL 4	LVL 5	LVL 1 LVL 6	LVL 2	LVL 3	LVL 4	LVL 5
Dichlorofluoromethane	FB	Ave	72288 3297679	166754	399655	828131	1659718	1.00 40.0	2.00	5.00	10.0	20.0
Ethyl ether	FB	Ave	63505 2435289	121997	306672	599635	1229202	1.00 40.0	2.00	5.00	10.0	20.0
3-Chloro-1-propene	FB	Ave	18519 925050	36813	100046	213772	452640	1.00 40.0	2.00	5.00	10.0	20.0
Diisopropyl ether	FB	Ave	185928 8720476	381208	1001973	2067051	4303087	5.00 200	10.0	25.0	50.0	100
2-Chloro-1,3-butadiene	FB	Ave	105650 5301309	230854	589456	1195639	2583409	1.00 40.0	2.00	5.00	10.0	20.0
Ethyl-t-butyl ether (ETBE)	FB	Ave	147589 7276007	306063	802249	1644700	3548685	1.00 40.0	2.00	5.00	10.0	20.0
Ethyl acetate	FB	Ave	95754 4203993	189150	449942	955899	1941285	2.00 80.0	4.00	10.0	20.0	40.0
Propionitrile	FB	Lin1	10086 625548	22261	65133	120707	301861	2.00 80.0	4.00	10.0	20.0	40.0
Methacrylonitrile	FB	Ave	35922 1552776	67585	170465	356229	736079	1.00 40.0	2.00	5.00	10.0	20.0
Isobutyl alcohol	FB	Ave	22980 1014117	35935	109875	236493	494697	20.0 800	40.0	100	200	400
Tert-amyl-methyl ether (TAME)	FB	Ave	79324 3888958	155833	414194	879879	1876945	1.00 40.0	2.00	5.00	10.0	20.0
n-Heptane	FB	Ave	8336 365603	12362	39793	80909	182148	1.00 40.0	2.00	5.00	10.0	20.0
n-Butanol	FB	Lin1	14892 820461	26259	79999	205540	411697	20.0 800	40.0	100	200	400
Methyl methacrylate	FB	Ave	42317 1954904	70961	207635	413849	905591	1.00 40.0	2.00	5.00	10.0	20.0
2-Nitropropane	FB	Ave	16384 801158	30917	76408	161292	343995	2.00 80.0	4.00	10.0	20.0	40.0
n-Butyl acetate	FB	Lin1	94286 6108674	191827	566294	1212472	2828095	2.00 80.0	4.00	10.0	20.0	40.0

FORM VI
GC/MS VOA INITIAL CALIBRATION DATA
INTERNAL STANDARD RESPONSE AND CONCENTRATION

Lab Name: TestAmerica North Canton Job No.: 240-2246-1 Analy Batch No.: 2892

SDG No.:

Instrument ID: A3UX15 GC Column: DB-624 ID: 0.18(mm) Heated Purge: (Y/N) N

Calibration Start Date: 05/27/2011 16:40 Calibration End Date: 05/27/2011 18:31 Calibration ID: 1189

ANALYTE	IS REF	CURVE TYPE	RESPONSE					CONCENTRATION (UG/L)				
			LVL 1 LVL 6	LVL 2	LVL 3	LVL 4	LVL 5	LVL 1 LVL 6	LVL 2	LVL 3	LVL 4	LVL 5
Cyclohexanone	DCB	Lin1	13790 859900	26797	73557	174165	384635	10.0 400	20.0	50.0	100	200
1,2,3-Trimethylbenzene	DCB	Ave	113500 6805863	244747	700679	1484636	3210208	1.00 40.0	2.00	5.00	10.0	20.0
2-Methylnaphthalene	DCB	Qua	52056 5382543	102437	322683	876792	2198625	2.00 80.0	4.00	10.0	20.0	40.0

Curve Type Legend:

Ave = Average ISTD
Lin1 = Linear 1/conc ISTD
Qua = Quadratic ISTD

FORM VII
GC/MS VOA CONTINUING CALIBRATION DATA

Lab Name: TestAmerica North Canton Job No.: 240-2246-1

SDG No.:

Lab Sample ID: ICV 240-2892/14 Calibration Date: 05/27/2011 18:53

Instrument ID: A3UX15 Calib Start Date: 05/27/2011 14:24

GC Column: DB-624 ID: 0.18(mm) Calib End Date: 05/27/2011 16:18

Lab File ID: UXC5680.D Conc. Units: ug/L Heated Purge: (Y/N) N

ANALYTE	CURVE TYPE	AVE RRF	RRF	MIN RRF	CALC AMOUNT	SPIKE AMOUNT	%D	MAX %D
Dichlorodifluoromethane	Ave	0.2442	0.2923		12.0	10.0	19.7	50.0
Chloromethane	Ave	0.6357	0.6966	0.1000	11.0	10.0	9.6	50.0
Vinyl chloride	Ave	0.4440	0.4945		11.1	10.0	11.4	20.0
Bromomethane	Ave	0.1579	0.1460		9.25	10.0	-7.5	50.0
Chloroethane	Ave	0.2559	0.2518		9.84	10.0	-1.6	50.0
Trichlorofluoromethane	Ave	0.3984	0.4195		10.5	10.0	5.3	50.0
Acrolein	Ave	0.0509	0.0533		31.4	30.0	4.8	50.0
1,1-Dichloroethene	Ave	0.2637	0.2826		10.7	10.0	7.2	20.0
1,1,2-Trichloro-1,2,2-trichfluoroethane	Ave	0.2003	0.2191		10.9	10.0	9.4	50.0
Acetone	Qua		0.0958		17.0	20.0	-15.0	50.0
Iodomethane	Ave	0.5331	0.5751		10.8	10.0	7.9	50.0
Carbon disulfide	Ave	0.7801	0.7887		10.1	10.0	1.1	50.0
Acetonitrile	Qua		0.0247		15.8	30.0	-47.3	50.0
Methyl acetate	Ave	0.3623	0.3311		9.14	10.0	-8.6	50.0
Methylene Chloride	Lin1		0.3505		9.83	10.0	-1.7	50.0
tert-Butyl alcohol	Qua		0.0119		178	200	-11.3	50.0
Acrylonitrile	Ave	0.1671	0.1553		27.9	30.0	-7.1	50.0
trans-1,2-Dichloroethene	Ave	0.3233	0.3327		10.3	10.0	2.9	50.0
Methyl tert-butyl ether	Ave	0.7608	0.7553		9.93	10.0	-0.7	50.0
Hexane	Ave	0.0604	0.0668		11.1	10.0	10.6	20.0
1,1-Dichloroethane	Ave	0.7335	0.7335	0.1000	10.0	10.0	0.0	50.0
Vinyl acetate	Ave	0.0343	0.0406		11.8	10.0	18.3	50.0
2,2-Dichloropropane	Ave	0.2947	0.2584		8.77	10.0	-12.3	50.0
cis-1,2-Dichloroethene	Ave	0.3584	0.3519		9.82	10.0	-1.8	50.0
2-Butanone	Ave	0.1888	0.1717		18.2	20.0	-9.0	50.0
Bromochloromethane	Ave	0.1785	0.1747		9.79	10.0	-2.1	50.0
Tetrahydrofuran	Ave	0.1183	0.1123		9.50	10.0	-5.0	50.0
Chloroform	Ave	0.5961	0.5950		9.98	10.0	-0.2	20.0
1,1,1-Trichloroethane	Ave	0.4440	0.4269		9.61	10.0	-3.9	50.0
Cyclohexane	Ave	0.7687	0.7994		10.4	10.0	4.0	50.0
1,1-Dichloropropene	Ave	0.4347	0.4345		10.0	10.0	-0.0	50.0
Carbon tetrachloride	Ave	0.3974	0.3823		9.62	10.0	-3.8	50.0
Benzene	Ave	1.299	1.294		9.96	10.0	-0.4	50.0
1,2-Dichloroethane	Ave	0.6214	0.6185		9.95	10.0	-0.5	50.0
Trichloroethene	Ave	0.3526	0.3552		10.1	10.0	0.7	50.0
Methylcyclohexane	Ave	0.4266	0.4441		10.4	10.0	4.1	50.0
1,2-Dichloropropane	Ave	0.3731	0.3814		10.2	10.0	2.2	20.0
Dibromomethane	Ave	0.1788	0.1803		10.1	10.0	0.8	50.0
Bromodichloromethane	Ave	0.3522	0.3482		9.89	10.0	-1.1	50.0
2-Chloroethyl vinyl ether	Ave	0.1622	0.1639		10.1	10.0	1.1	50.0

FORM VII
GC/MS VOA CONTINUING CALIBRATION DATA

Lab Name: TestAmerica North Canton Job No.: 240-2246-1

SDG No.:

Lab Sample ID: ICV 240-2892/14 Calibration Date: 05/27/2011 18:53

Instrument ID: A3UX15 Calib Start Date: 05/27/2011 14:24

GC Column: DB-624 ID: 0.18(mm) Calib End Date: 05/27/2011 16:18

Lab File ID: UXC5680.D Conc. Units: ug/L Heated Purge: (Y/N) N

ANALYTE	CURVE TYPE	AVE RRF	RRF	MIN RRF	CALC AMOUNT	SPIKE AMOUNT	%D	MAX %D
cis-1,3-Dichloropropene	Ave	0.3547	0.3310		9.33	10.0	-6.7	50.0
4-Methyl-2-pentanone	Ave	0.3380	0.3400		20.1	20.0	0.6	50.0
Toluene	Ave	1.884	1.882		9.99	10.0	-0.1	20.0
trans-1,3-Dichloropropene	Ave	0.4030	0.4036		10.0	10.0	0.1	50.0
1,1,2-Trichloroethane	Ave	0.3235	0.3315		10.2	10.0	2.5	50.0
Tetrachloroethene	Ave	0.3596	0.3485		9.69	10.0	-3.1	50.0
1,3-Dichloropropane	Ave	0.5591	0.5758		10.3	10.0	3.0	50.0
2-Hexanone	Ave	0.3105	0.3212		20.7	20.0	3.4	50.0
Dibromochloromethane	Ave	0.3287	0.3226		9.81	10.0	-1.9	50.0
1,2-Dibromoethane	Ave	0.3098	0.3100		10.0	10.0	0.0	50.0
Chlorobenzene	Ave	1.242	1.212	0.3000	9.75	10.0	-2.5	50.0
1,1,1,2-Tetrachloroethane	Ave	0.3989	0.4055		10.2	10.0	1.6	50.0
Ethylbenzene	Ave	0.6371	0.6319		9.92	10.0	-0.8	20.0
m-Xylene & p-Xylene	Ave	1.597	1.630		20.4	20.0	2.0	50.0
o-Xylene	Ave	0.7830	0.7689		9.82	10.0	-1.8	50.0
Styrene	Ave	1.260	1.238		9.83	10.0	-1.7	50.0
Bromoform	Ave	0.1617	0.1564	0.1000	9.67	10.0	-3.3	50.0
Isopropylbenzene	Ave	1.990	1.943		9.76	10.0	-2.4	50.0
Bromobenzene	Ave	0.8622	0.8897		10.3	10.0	3.2	50.0
1,1,2,2-Tetrachloroethane	Ave	0.6759	0.6784	0.3000	10.0	10.0	0.4	50.0
1,2,3-Trichloropropane	Ave	0.2369	0.2458		10.4	10.0	3.7	50.0
trans-1,4-Dichloro-2-butene	Ave	0.2702	0.2923		21.6	20.0	8.2	50.0
n-Propylbenzene	Ave	0.9204	0.9585		10.4	10.0	4.1	50.0
2-Chlorotoluene	Ave	0.8642	0.8622		9.98	10.0	-0.2	50.0
1,3,5-Trimethylbenzene	Ave	2.855	2.889		10.1	10.0	1.2	50.0
4-Chlorotoluene	Ave	2.950	2.943		9.98	10.0	-0.2	50.0
tert-Butylbenzene	Ave	2.410	2.376		9.86	10.0	-1.4	50.0
1,2,4-Trimethylbenzene	Ave	2.920	2.979		10.2	10.0	2.0	50.0
sec-Butylbenzene	Ave	3.274	3.166		9.67	10.0	-3.3	50.0
1,3-Dichlorobenzene	Ave	1.760	1.691		9.61	10.0	-3.9	50.0
p-Isopropyltoluene	Ave	2.807	2.872		10.2	10.0	2.3	50.0
1,4-Dichlorobenzene	Ave	1.845	1.737		9.41	10.0	-5.9	50.0
1,2-Dichlorobenzene	Ave	1.685	1.589		9.43	10.0	-5.7	50.0
n-Butylbenzene	Ave	2.334	2.330		9.98	10.0	-0.2	50.0
1,2-Dibromo-3-Chloropropane	Ave	0.1011	0.0976		9.65	10.0	-3.5	50.0
1,2,4-Trichlorobenzene	Ave	0.8224	0.7689		9.35	10.0	-6.5	50.0
Hexachlorobutadiene	Ave	0.3070	0.2741		8.93	10.0	-10.7	50.0
Naphthalene	Lin1		1.869		9.52	10.0	-4.8	50.0
1,2,3-Trichlorobenzene	Ave	0.7247	0.6829		9.42	10.0	-5.8	50.0
Dibromofluoromethane (Surr)	Ave	0.3162	0.3012		9.52	10.0	-4.8	50.0
1,2-Dichloroethane-d4 (Surr)	Ave	0.4398	0.4409		10.0	10.0	0.2	50.0

FORM VII
GC/MS VOA CONTINUING CALIBRATION DATA

Lab Name: TestAmerica North Canton Job No.: 240-2246-1

SDG No.:

Lab Sample ID: ICV 240-2892/14 Calibration Date: 05/27/2011 18:53

Instrument ID: A3UX15 Calib Start Date: 05/27/2011 14:24

GC Column: DB-624 ID: 0.18(mm) Calib End Date: 05/27/2011 16:18

Lab File ID: UXC5680.D Conc. Units: ug/L Heated Purge: (Y/N) N

ANALYTE	CURVE TYPE	AVE RRF	RRF	MIN RRF	CALC AMOUNT	SPIKE AMOUNT	%D	MAX %D
Toluene-d8 (Surr)	Ave	1.517	1.520		10.0	10.0	0.2	50.0
4-Bromofluorobenzene (Surr)	Ave	0.5357	0.5332		9.95	10.0	-0.5	50.0

FORM VII
GC/MS VOA CONTINUING CALIBRATION DATA

Lab Name: TestAmerica North Canton Job No.: 240-2246-1

SDG No.:

Lab Sample ID: ICV 240-2892/14 Calibration Date: 05/27/2011 18:53

Instrument ID: A3UX15 Calib Start Date: 05/27/2011 16:40

GC Column: DB-624 ID: 0.18(mm) Calib End Date: 05/27/2011 18:31

Lab File ID: UXC5680.D Conc. Units: ug/L Heated Purge: (Y/N) N

ANALYTE	CURVE TYPE	AVE RRF	RRF	MIN RRF	CALC AMOUNT	SPIKE AMOUNT	%D	MAX %D
Ethyl ether	Ave	0.4221	0.4279		10.1	10.0	1.4	50.0
Diisopropyl ether	Ave	0.2789	0.2756		9.88	10.0	-1.2	50.0
Isobutyl alcohol	Ave	0.0078	0.0088		560	500	12.1	50.0
Cyclohexanone	Lin1		0.0182		100	200	-49.8	50.0
1,2,3-Trimethylbenzene	Ave	2.713	2.976		11.0	10.0	9.7	50.0

FORM VII
GC/MS VOA CONTINUING CALIBRATION DATA

Lab Name: TestAmerica North Canton Job No.: 240-2246-1

SDG No.:

Lab Sample ID: CCV 240-10698/3 Calibration Date: 08/03/2011 11:16

Instrument ID: A3UX15 Calib Start Date: 05/27/2011 14:24

GC Column: DB-624 ID: 0.18(mm) Calib End Date: 05/27/2011 16:18

Lab File ID: UXC7119.D Conc. Units: ug/L Heated Purge: (Y/N) N

ANALYTE	CURVE TYPE	AVE RRF	RRF	MIN RRF	CALC AMOUNT	SPIKE AMOUNT	%D	MAX %D
Dibromofluoromethane (Surr)	Ave	0.3162	0.2974		8.37	8.90	-5.9	50.0
1,2-Dichloroethane-d4 (Surr)	Ave	0.4398	0.4375		8.85	8.90	-0.5	50.0
Toluene-d8 (Surr)	Ave	1.517	1.606		9.42	8.90	5.9	50.0
4-Bromofluorobenzene (Surr)	Ave	0.5357	0.5275		8.76	8.90	-1.5	50.0

FORM V
GC/MS VOA INSTRUMENT PERFORMANCE CHECK
BROMOFLUOROBENZENE (BFB)

Lab Name: TestAmerica North Canton Job No.: 240-2246-1

SDG No.:

Lab File ID: BFB723.D BFB Injection Date: 08/03/2011

Instrument ID: A3UX15 BFB Injection Time: 10:20

Analysis Batch No.: 10698

M/E	ION ABUNDANCE CRITERIA	% RELATIVE ABUNDANCE	
50	15.0 - 40.0 % of mass 95	32.0	
75	30.0 - 60.0 % of mass 95	55.6	
95	Base Peak, 100% relative abundance	100.0	
96	5.0 - 9.0 % of mass 95	7.0	
173	Less than 2.0 % of mass 174	1.0	(1.2)1
174	50.0 - 120.00 % of mass 95	80.6	
175	5.0 - 9.0 % of mass 174	5.9	(7.3)1
176	95.0 - 101.0 % of mass 174	77.1	(95.7)1
177	5.0 - 9.0 % of mass 176	4.6	(6.0)2

1-Value is % mass 174 2-Value is % mass 176

THIS CHECK APPLIES TO THE FOLLOWING SAMPLES, MS, MSD, BLANKS AND STANDARDS:

CLIENT SAMPLE ID	LAB SAMPLE ID	LAB FILE ID	DATE ANALYZED	TIME ANALYZED
	CCV 240-10698/3	UXC7119.D	08/03/2011	11:16
	CCVIS 240-10698/2	UXC7120.D	08/03/2011	11:39
	LCS 240-10698/4	UXC7121.D	08/03/2011	12:01
	MB 240-10698/5	UXC7122.D	08/03/2011	12:24
TB-072611	240-2246-1	UXC7123.D	08/03/2011	12:55
MRC-MW110A-072611	240-2246-2	UXC7125.D	08/03/2011	13:43
MRC-MW110B-072611	240-2246-3	UXC7126.D	08/03/2011	14:06
	240-2255-C-3 MS	UXC7143.D	08/03/2011	20:47
	240-2255-C-3 MSD	UXC7144.D	08/03/2011	21:09

FORM VII
GC/MS VOA CONTINUING CALIBRATION DATA

Lab Name: TestAmerica North Canton Job No.: 240-2246-1

SDG No.:

Lab Sample ID: CCV 240-10698/3 Calibration Date: 08/03/2011 11:16

Instrument ID: A3UX15 Calib Start Date: 05/27/2011 16:40

GC Column: DB-624 ID: 0.18(mm) Calib End Date: 05/27/2011 18:31

Lab File ID: UXC7119.D Conc. Units: ug/L Heated Purge: (Y/N) N

ANALYTE	CURVE TYPE	AVE RRF	RRF	MIN RRF	CALC AMOUNT	SPIKE AMOUNT	%D	MAX %D
Dichlorofluoromethane	Ave	0.5545	0.3769		6.80	10.0	-32.0	50.0
Ethyl ether	Ave	0.4221	0.4341		10.3	10.0	2.8	50.0
3-Chloro-1-propene	Ave	0.1422	0.1330		9.35	10.0	-6.5	50.0
Diisopropyl ether	Ave	0.2789	0.2795		50.1	50.0	0.2	50.0
2-Chloro-1,3-butadiene	Ave	0.8253	0.7565		9.17	10.0	-8.3	50.0
Ethyl-t-butyl ether (ETBE)	Ave	1.129	1.065		9.44	10.0	-5.6	50.0
Ethyl acetate	Ave	0.3313	0.3484		21.0	20.0	5.2	50.0
Propionitrile	Lin1		0.0572		23.0	20.0	15.0	50.0
Methacrylonitrile	Ave	0.2465	0.2523		10.2	10.0	2.4	50.0
Isobutyl alcohol	Ave	0.0078	0.0101		258	200	28.8	50.0
Tert-amyl-methyl ether (TAME)	Ave	0.5949	0.6026		10.1	10.0	1.3	50.0
n-Heptane	Ave	0.0560	0.0615		11.0	10.0	9.8	50.0
n-Butanol	Lin1		0.0065		192	200	-4.1	50.0
Methyl methacrylate	Ave	0.2921	0.3111		10.7	10.0	6.5	50.0
2-Nitropropane	Ave	0.0576	0.0620		21.5	20.0	7.7	50.0
Cyclohexanone	Lin1		0.0637		171	100	71.2	50.0
1,2,3-Trimethylbenzene	Ave	2.713	3.055		11.3	10.0	12.6	50.0
2-Methylnaphthalene	Qua		1.054		23.1	20.0	15.5	50.0

FORM VII
GC/MS VOA CONTINUING CALIBRATION DATA

Lab Name: TestAmerica North Canton Job No.: 240-2246-1

SDG No.:

Lab Sample ID: CCVIS 240-10698/2 Calibration Date: 08/03/2011 11:39

Instrument ID: A3UX15 Calib Start Date: 05/27/2011 14:24

GC Column: DB-624 ID: 0.18(mm) Calib End Date: 05/27/2011 16:18

Lab File ID: UXC7120.D Conc. Units: ug/L Heated Purge: (Y/N) N

ANALYTE	CURVE TYPE	AVE RRF	RRF	MIN RRF	CALC AMOUNT	SPIKE AMOUNT	%D	MAX %D
Dichlorodifluoromethane	Ave	0.2442	0.2847		11.7	10.0	16.6	50.0
Chloromethane	Ave	0.6357	0.4575	0.1000	7.20	10.0	-28.0	50.0
Vinyl chloride	Ave	0.4440	0.3727		8.39	10.0	-16.1	20.0
Bromomethane	Ave	0.1579	0.1459		9.24	10.0	-7.6	50.0
Chloroethane	Ave	0.2559	0.2365		9.24	10.0	-7.6	50.0
Trichlorofluoromethane	Ave	0.3984	0.4965		12.5	10.0	24.6	50.0
Acrolein	Ave	0.0509	0.0721		142	100	41.7	50.0
1,1-Dichloroethene	Ave	0.2637	0.2534		9.61	10.0	-3.9	20.0
1,1,2-Trichloro-1,2,2-trichfluoroethane	Ave	0.2003	0.1630		8.13	10.0	-18.7	50.0
Acetone	Qua		0.1363		24.9	20.0	24.5	50.0
Iodomethane	Ave	0.5331	0.4636		8.70	10.0	-13.0	50.0
Carbon disulfide	Ave	0.7801	0.7074		9.07	10.0	-9.3	50.0
Acetonitrile	Qua		0.0467		164	100	63.8*	50.0
Methyl acetate	Ave	0.3623	0.3458		19.1	20.0	-4.6	50.0
Methylene Chloride	Lin1		0.3288		9.16	10.0	-8.4	50.0
tert-Butyl alcohol	Qua		0.0199		288	200	43.8	50.0
Acrylonitrile	Ave	0.1671	0.1636		19.6	20.0	-2.1	50.0
Methyl tert-butyl ether	Ave	0.7608	0.7139		9.38	10.0	-6.2	50.0
trans-1,2-Dichloroethene	Ave	0.3233	0.2960		9.16	10.0	-8.4	50.0
Hexane	Ave	0.0604	0.0719		11.9	10.0	19.1	20.0
1,1-Dichloroethane	Ave	0.7335	0.6388	0.1000	8.71	10.0	-12.9	50.0
Vinyl acetate	Ave	0.0343	0.0356		10.4	10.0	3.6	50.0
2,2-Dichloropropane	Ave	0.2947	0.2634		8.94	10.0	-10.6	50.0
cis-1,2-Dichloroethene	Ave	0.3584	0.3182		8.88	10.0	-11.2	50.0
2-Butanone	Ave	0.1888	0.1881		19.9	20.0	-0.4	50.0
Bromochloromethane	Ave	0.1785	0.1617		9.06	10.0	-9.4	50.0
Tetrahydrofuran	Ave	0.1183	0.1263		10.7	10.0	6.8	50.0
Chloroform	Ave	0.5961	0.5389		9.04	10.0	-9.6	20.0
1,1,1-Trichloroethane	Ave	0.4440	0.4063		9.15	10.0	-8.5	50.0
Cyclohexane	Ave	0.7687	0.7606		9.89	10.0	-1.1	50.0
1,1-Dichloropropene	Ave	0.4347	0.4155		9.56	10.0	-4.4	50.0
Carbon tetrachloride	Ave	0.3974	0.3590		9.03	10.0	-9.7	50.0
Benzene	Ave	1.299	1.153		8.87	10.0	-11.3	50.0
1,2-Dichloroethane	Ave	0.6214	0.5843		9.40	10.0	-6.0	50.0
Trichloroethene	Ave	0.3526	0.3217		9.12	10.0	-8.8	50.0
Methylcyclohexane	Ave	0.4266	0.5067		11.9	10.0	18.8	50.0
1,2-Dichloropropane	Ave	0.3731	0.3375		9.04	10.0	-9.6	20.0
Dibromomethane	Ave	0.1788	0.1681		9.40	10.0	-6.0	50.0
1,4-Dioxane	Ave	0.0014	0.0019		670	500	34.0	50.0
Bromodichloromethane	Ave	0.3522	0.3166		8.99	10.0	-10.1	50.0

FORM VII
GC/MS VOA CONTINUING CALIBRATION DATA

Lab Name: TestAmerica North Canton Job No.: 240-2246-1

SDG No.:

Lab Sample ID: CCVIS 240-10698/2 Calibration Date: 08/03/2011 11:39

Instrument ID: A3UX15 Calib Start Date: 05/27/2011 14:24

GC Column: DB-624 ID: 0.18(mm) Calib End Date: 05/27/2011 16:18

Lab File ID: UXC7120.D Conc. Units: ug/L Heated Purge: (Y/N) N

ANALYTE	CURVE TYPE	AVE RRF	RRF	MIN RRF	CALC AMOUNT	SPIKE AMOUNT	%D	MAX %D
2-Chloroethyl vinyl ether	Ave	0.1622	0.1770		21.8	20.0	9.1	50.0
cis-1,3-Dichloropropene	Ave	0.3547	0.3418		9.64	10.0	-3.6	50.0
4-Methyl-2-pentanone	Ave	0.3380	0.3394		20.1	20.0	0.4	50.0
Toluene	Ave	1.884	1.825		9.69	10.0	-3.1	20.0
trans-1,3-Dichloropropene	Ave	0.4030	0.4061		10.1	10.0	0.8	50.0
Ethyl methacrylate	Ave	0.3651	0.4190		11.5	10.0	14.8	50.0
1,1,2-Trichloroethane	Ave	0.3235	0.3287		10.2	10.0	1.6	50.0
Tetrachloroethene	Ave	0.3596	0.3561		9.90	10.0	-1.0	50.0
1,3-Dichloropropane	Ave	0.5591	0.5762		10.3	10.0	3.0	50.0
2-Hexanone	Ave	0.3105	0.3318		21.4	20.0	6.9	50.0
Dibromochloromethane	Ave	0.3287	0.3004		9.14	10.0	-8.6	50.0
1,2-Dibromoethane	Ave	0.3098	0.3204		10.3	10.0	3.4	50.0
Chlorobenzene	Ave	1.242	1.171	0.3000	9.43	10.0	-5.7	50.0
1,1,1,2-Tetrachloroethane	Ave	0.3989	0.3594		9.01	10.0	-9.9	50.0
Ethylbenzene	Ave	0.6371	0.6183		9.70	10.0	-3.0	20.0
m-Xylene & p-Xylene	Ave	1.597	1.591		19.9	20.0	-0.4	50.0
o-Xylene	Ave	0.7830	0.7182		9.17	10.0	-8.3	50.0
Styrene	Ave	1.260	1.189		9.44	10.0	-5.6	50.0
Bromoform	Ave	0.1617	0.1304	0.1000	8.06	10.0	-19.4	50.0
Isopropylbenzene	Ave	1.990	1.866		9.37	10.0	-6.3	50.0
Bromobenzene	Ave	0.8622	0.9125		10.6	10.0	5.8	50.0
1,1,2,2-Tetrachloroethane	Ave	0.6759	0.7487	0.3000	11.1	10.0	10.8	50.0
1,2,3-Trichloropropane	Ave	0.2369	0.2791		11.8	10.0	17.8	50.0
trans-1,4-Dichloro-2-butene	Ave	0.2702	0.2924		10.8	10.0	8.2	50.0
n-Propylbenzene	Ave	0.9204	1.007		10.9	10.0	9.5	50.0
2-Chlorotoluene	Ave	0.8642	0.8682		10.0	10.0	0.5	50.0
1,3,5-Trimethylbenzene	Ave	2.855	2.934		10.3	10.0	2.8	50.0
4-Chlorotoluene	Ave	2.950	3.007		10.2	10.0	1.9	50.0
tert-Butylbenzene	Ave	2.410	2.485		10.3	10.0	3.1	50.0
1,2,4-Trimethylbenzene	Ave	2.920	2.965		10.2	10.0	1.6	50.0
sec-Butylbenzene	Ave	3.274	3.498		10.7	10.0	6.8	50.0
1,3-Dichlorobenzene	Ave	1.760	1.599		9.09	10.0	-9.1	50.0
p-Isopropyltoluene	Ave	2.807	2.881		10.3	10.0	2.6	50.0
1,4-Dichlorobenzene	Ave	1.845	1.651		8.95	10.0	-10.5	50.0
1,2-Dichlorobenzene	Ave	1.685	1.486		8.82	10.0	-11.8	50.0
n-Butylbenzene	Ave	2.334	2.391		10.2	10.0	2.4	50.0
1,2-Dibromo-3-Chloropropane	Ave	0.1011	0.0843		8.34	10.0	-16.6	50.0
1,3,5-Trichlorobenzene	Ave	0.9630	0.9348		9.71	10.0	-2.9	50.0
1,2,4-Trichlorobenzene	Ave	0.8224	0.8567		10.4	10.0	4.2	50.0
Hexachlorobutadiene	Ave	0.3070	0.3287		10.7	10.0	7.1	50.0
Naphthalene	Lin1		2.213		11.2	10.0	12.0	50.0

FORM VII
GC/MS VOA CONTINUING CALIBRATION DATA

Lab Name: TestAmerica North Canton Job No.: 240-2246-1

SDG No.:

Lab Sample ID: CCVIS 240-10698/2 Calibration Date: 08/03/2011 11:39

Instrument ID: A3UX15 Calib Start Date: 05/27/2011 14:24

GC Column: DB-624 ID: 0.18(mm) Calib End Date: 05/27/2011 16:18

Lab File ID: UXC7120.D Conc. Units: ug/L Heated Purge: (Y/N) N

ANALYTE	CURVE TYPE	AVE RRF	RRF	MIN RRF	CALC AMOUNT	SPIKE AMOUNT	%D	MAX %D
1,2,3-Trichlorobenzene	Ave	0.7247	0.8279		11.4	10.0	14.2	50.0
Dibromofluoromethane (Surr)	Ave	0.3162	0.3120		8.78	8.90	-1.3	50.0
1,2-Dichloroethane-d4 (Surr)	Ave	0.4398	0.4505		9.12	8.90	2.4	50.0
Toluene-d8 (Surr)	Ave	1.517	1.638		9.61	8.90	8.0	50.0
4-Bromofluorobenzene (Surr)	Ave	0.5357	0.5337		8.87	8.90	-0.4	50.0

FORM IV
GC/MS VOA METHOD BLANK SUMMARY

Lab Name: TestAmerica North Canton Job No.: 240-2246-1

SDG No.:

Lab File ID: UXC7122.D Lab Sample ID: MB 240-10698/5

Matrix: Water Heated Purge:(Y/N) N

Instrument ID: A3UX15 Date Analyzed: 08/03/2011 12:24

GC Column: DB-624 ID: 0.18(mm)

THIS METHOD BLANK APPLIES TO THE FOLLOWING SAMPLES:

CLIENT SAMPLE ID	LAB SAMPLE ID	LAB FILE ID	DATE ANALYZED
	LCS 240-10698/4	UXC7121.D	08/03/2011 12:01
TB-072611	240-2246-1	UXC7123.D	08/03/2011 12:55
MRC-MW110A-072611	240-2246-2	UXC7125.D	08/03/2011 13:43
MRC-MW110B-072611	240-2246-3	UXC7126.D	08/03/2011 14:06
	240-2255-C-3 MS	UXC7143.D	08/03/2011 20:47
	240-2255-C-3 MSD	UXC7144.D	08/03/2011 21:09

FORM I
GC/MS VOA ORGANICS ANALYSIS DATA SHEET

Lab Name: TestAmerica North Canton | Job No.: 240-2246-1

SDG No.:

Client Sample ID: | Lab Sample ID: MB 240-10698/5

Matrix: Water | Lab File ID: UXC7122.D

Analysis Method: 8260B | Date Collected:

Sample wt/vol: 5(mL) | Date Analyzed: 08/03/2011 12:24

Soil Aliquot Vol: | Dilution Factor: 1

Soil Extract Vol.: | GC Column: DB-624 ID: 0.18(mm)

% Moisture: | Level: (low/med) Low

Analysis Batch No.: 10698 | Units: ug/L

CAS NO.	COMPOUND NAME	RESULT	Q	RL	MDL
630-20-6	1,1,1,2-Tetrachloroethane	1.0	U	1.0	0.23
71-55-6	1,1,1-Trichloroethane	1.0	U	1.0	0.22
79-34-5	1,1,2,2-Tetrachloroethane	1.0	U	1.0	0.18
76-13-1	1,1,2-Trichloro-1,2,2-trichfluoroethane	1.0	U	1.0	0.28
75-34-3	1,1-Dichloroethane	1.0	U	1.0	0.15
75-35-4	1,1-Dichloroethene	1.0	U	1.0	0.19
563-58-6	1,1-Dichloropropene	1.0	U	1.0	0.13
87-61-6	1,2,3-Trichlorobenzene	1.0	U	1.0	0.17
96-18-4	1,2,3-Trichloropropane	1.0	U	1.0	0.43
526-73-8	1,2,3-Trimethylbenzene	5.0	U	5.0	0.0059
120-82-1	1,2,4-Trichlorobenzene	1.0	U	1.0	0.15
95-63-6	1,2,4-Trimethylbenzene	1.0	U	1.0	0.12
96-12-8	1,2-Dibromo-3-Chloropropane	2.0	U	2.0	0.67
95-50-1	1,2-Dichlorobenzene	1.0	U	1.0	0.13
107-06-2	1,2-Dichloroethane	1.0	U	1.0	0.22
78-87-5	1,2-Dichloropropane	1.0	U	1.0	0.18
541-73-1	1,3-Dichlorobenzene	1.0	U	1.0	0.14
142-28-9	1,3-Dichloropropane	1.0	U	1.0	0.16
106-46-7	1,4-Dichlorobenzene	1.0	U	1.0	0.13
594-20-7	2,2-Dichloropropane	1.0	U	1.0	0.13
78-93-3	2-Butanone	10	U	10	0.57
110-75-8	2-Chloroethyl vinyl ether	10	U	10	0.99
95-49-8	2-Chlorotoluene	1.0	U	1.0	0.11
591-78-6	2-Hexanone	10	U	10	0.41
106-43-4	4-Chlorotoluene	1.0	U	1.0	0.18
99-87-6	p-Isopropyltoluene	1.0	U	1.0	0.12
108-10-1	4-Methyl-2-pentanone	10	U	10	0.32
67-64-1	Acetone	10	U	10	1.1
71-43-2	Benzene	1.0	U	1.0	0.13
108-86-1	Bromobenzene	1.0	U	1.0	0.13
75-25-2	Bromoform	1.0	U	1.0	0.64
74-83-9	Bromomethane	1.0	U	1.0	0.41
75-15-0	Carbon disulfide	1.0	U	1.0	0.13
56-23-5	Carbon tetrachloride	1.0	U	1.0	0.13
108-90-7	Chlorobenzene	1.0	U	1.0	0.15

FORM I
GC/MS VOA ORGANICS ANALYSIS DATA SHEET

Lab Name: TestAmerica North Canton | Job No.: 240-2246-1

SDG No.:

Client Sample ID: | Lab Sample ID: MB 240-10698/5

Matrix: Water | Lab File ID: UXC7122.D

Analysis Method: 8260B | Date Collected:

Sample wt/vol: 5(mL) | Date Analyzed: 08/03/2011 12:24

Soil Aliquot Vol: | Dilution Factor: 1

Soil Extract Vol.: | GC Column: DB-624 ID: 0.18(mm)

% Moisture: | Level: (low/med) Low

Analysis Batch No.: 10698 | Units: ug/L

CAS NO.	COMPOUND NAME	RESULT	Q	RL	MDL
124-48-1	Dibromochloromethane	1.0	U	1.0	0.18
75-00-3	Chloroethane	1.0	U	1.0	0.29
67-66-3	Chloroform	1.0	U	1.0	0.16
74-87-3	Chloromethane	1.0	U	1.0	0.30
156-59-2	cis-1,2-Dichloroethene	1.0	U	1.0	0.17
10061-01-5	cis-1,3-Dichloropropene	1.0	U	1.0	0.14
74-95-3	Dibromomethane	1.0	U	1.0	0.28
74-97-5	Bromochloromethane	1.0	U	1.0	0.29
75-71-8	Dichlorodifluoromethane	1.0	U	1.0	0.31
75-27-4	Bromodichloromethane	1.0	U	1.0	0.15
75-65-0	tert-Butyl alcohol	50	U	50	3.9
100-41-4	Ethylbenzene	1.0	U	1.0	0.17
87-68-3	Hexachlorobutadiene	1.0	U	1.0	0.30
108-20-3	Diisopropyl ether	10	U	10	1.5
98-82-8	Isopropylbenzene	1.0	U	1.0	0.13
1634-04-4	Methyl tert-butyl ether	5.0	U	5.0	0.17
75-09-2	Methylene Chloride	1.0	U	1.0	0.33
179601-23-1	m-Xylene & p-Xylene	2.0	U	2.0	0.24
91-20-3	Naphthalene	1.0	U	1.0	0.24
104-51-8	n-Butylbenzene	1.0	U	1.0	0.12
103-65-1	n-Propylbenzene	1.0	U	1.0	0.14
95-47-6	o-Xylene	1.0	U	1.0	0.14
135-98-8	sec-Butylbenzene	1.0	U	1.0	0.13
100-42-5	Styrene	1.0	U	1.0	0.11
994-05-8	Tert-amyl-methyl ether (TAME)	5.0	U	5.0	0.067
637-92-3	Ethyl-t-butyl ether (ETBE)	5.0	U	5.0	0.11
127-18-4	Tetrachloroethene	1.0	U	1.0	0.29
108-88-3	Toluene	1.0	U	1.0	0.13
156-60-5	trans-1,2-Dichloroethene	1.0	U	1.0	0.19
10061-02-6	trans-1,3-Dichloropropene	1.0	U	1.0	0.19
79-01-6	Trichloroethene	1.0	U	1.0	0.17
75-69-4	Trichlorofluoromethane	1.0	U	1.0	0.21
108-05-4	Vinyl acetate	2.0	U	2.0	0.19
75-01-4	Vinyl chloride	1.0	U	1.0	0.22
1330-20-7	Xylenes, Total	2.0	U	2.0	0.28

FORM I
GC/MS VOA ORGANICS ANALYSIS DATA SHEET

Lab Name: TestAmerica North Canton | Job No.: 240-2246-1

SDG No.:

Client Sample ID: | Lab Sample ID: MB 240-10698/5

Matrix: Water | Lab File ID: UXC7122.D

Analysis Method: 8260B | Date Collected:

Sample wt/vol: 5(mL) | Date Analyzed: 08/03/2011 12:24

Soil Aliquot Vol: | Dilution Factor: 1

Soil Extract Vol.: | GC Column: DB-624 ID: 0.18(mm)

% Moisture: | Level: (low/med) Low

Analysis Batch No.: 10698 | Units: ug/L

CAS NO.	COMPOUND NAME	RESULT	Q	RL	MDL
98-06-6	tert-Butylbenzene	1.0	U	1.0	0.13
106-93-4	1,2-Dibromoethane	1.0	U	1.0	0.24

CAS NO.	SURROGATE	%REC	Q	LIMITS
2037-26-5	Toluene-d8 (Surr)	107		74-115
1868-53-7	Dibromofluoromethane (Surr)	98		75-121
460-00-4	4-Bromofluorobenzene (Surr)	91		66-117
17060-07-0	1,2-Dichloroethane-d4 (Surr)	105		63-129

FORM I
GC/MS VOA ORGANICS ANALYSIS DATA SHEET
TENTATIVELY IDENTIFIED COMPOUNDS

Lab Name: TestAmerica North Canton | Job No.: 240-2246-1

SDG No.:

Client Sample ID: | Lab Sample ID: MB 240-10698/5

Matrix: Water | Lab File ID: UXC7122.D

Analysis Method: 8260B | Date Collected:

Sample wt/vol: 5(mL) | Date Analyzed: 08/03/2011 12:24

Soil Aliquot Vol: | Dilution Factor: 1

Soil Extract Vol.: | GC Column: DB-624 ID: 0.18(mm)

% Moisture: | Level: (low/med) Low

Analysis Batch No.: 10698 | Units: ug/L

Number TICs Found: 1 | TIC Result Total: 0.822

CAS NO.	COMPOUND NAME	RT	RESULT	Q
	Tentatively Identified Compound		None	
109-99-9	Tetrahydrofuran	4.03	0.822	J

FORM III
GC/MS VOA LAB CONTROL SAMPLE RECOVERY

Lab Name: TestAmerica North Canton Job No.: 240-2246-1

SDG No.:

Matrix: Water Level: Low Lab File ID: UXC7121.D

Lab ID: LCS 240-10698/4 Client ID:

COMPOUND	SPIKE ADDED (ug/L)	LCS CONCENTRATION (ug/L)	LCS % REC	QC LIMITS REC	#
1,1,1,2-Tetrachloroethane	10.0	9.39	94	72-116	
1,1,1-Trichloroethane	10.0	9.31	93	74-118	
1,1,2,2-Tetrachloroethane	10.0	11.0	110	68-118	
1,1,2-Trichloro-1,2,2-trichfluoroethane	10.0	7.49	75	74-151	
1,1-Dichloroethane	10.0	9.34	93	82-115	
1,1-Dichloroethene	10.0	9.80	98	78-131	
1,1-Dichloropropene	10.0	9.52	95	83-114	
1,2,3-Trichlorobenzene	10.0	11.4	114	54-126	
1,2,3-Trichloropropane	10.0	11.4	114	73-129	
1,2,3-Trimethylbenzene	10.0	10.9	109	70-130	
1,2,4-Trichlorobenzene	10.0	9.90	99	48-135	
1,2,4-Trimethylbenzene	10.0	10.5	105	76-120	
1,2-Dibromo-3-Chloropropane	10.0	9.05	91	42-136	
1,2-Dichlorobenzene	10.0	9.15	92	81-110	
1,2-Dichloroethane	10.0	9.93	99	71-127	
1,2-Dichloropropane	10.0	9.60	96	81-115	
1,3-Dichlorobenzene	10.0	9.80	98	80-110	
1,3-Dichloropropane	10.0	10.8	108	79-116	
1,4-Dichlorobenzene	10.0	9.49	95	82-110	
2,2-Dichloropropane	10.0	8.85	89	50-129	
2-Butanone	20.0	19.4	97	60-126	
2-Chloroethyl vinyl ether	10.0	10.7	107	52-131	
2-Chlorotoluene	10.0	10.9	109	76-116	
2-Hexanone	20.0	21.0	105	55-133	
4-Chlorotoluene	10.0	10.6	106	77-115	
p-Isopropyltoluene	10.0	10.9	109	74-120	
4-Methyl-2-pentanone	20.0	19.8	99	63-128	
Acetone	20.0	22.9	115	43-136	
Benzene	10.0	9.41	94	83-112	
Bromobenzene	10.0	11.0	110	76-115	
Bromoform	10.0	8.27	83	40-131	
Bromomethane	10.0	7.06	71	11-185	
Carbon disulfide	10.0	9.13	91	62-142	
Carbon tetrachloride	10.0	8.71	87	66-128	
Chlorobenzene	10.0	9.81	98	85-110	
Dibromochloromethane	10.0	9.40	94	64-119	
Chloroethane	10.0	6.94	69	25-153	
Chloroform	10.0	9.75	98	79-117	
Chloromethane	10.0	5.61	56	44-126	
cis-1,2-Dichloroethene	10.0	9.39	94	80-113	
cis-1,3-Dichloropropene	10.0	9.45	95	61-115	

Column to be used to flag recovery and RPD values

FORM III 8260B

FORM III
GC/MS VOA LAB CONTROL SAMPLE RECOVERY

Lab Name: TestAmerica North Canton Job No.: 240-2246-1

SDG No.:

Matrix: Water Level: Low Lab File ID: UXC7121.D

Lab ID: LCS 240-10698/4 Client ID:

COMPOUND	SPIKE ADDED (ug/L)	LCS CONCENTRATION (ug/L)	LCS % REC	QC LIMITS REC	#
Dibromomethane	10.0	10.2	102	81-120	
Bromochloromethane	10.0	9.35	94	77-120	
Dichlorodifluoromethane	10.0	6.22	62	19-129	
Bromodichloromethane	10.0	9.48	95	72-121	
tert-Butyl alcohol	200	305	153	70-130	*
Ethylbenzene	10.0	10.0	100	83-112	
Hexachlorobutadiene	10.0	9.80	98	36-134	
Diisopropyl ether	10.0	9.26 J	93	77-118	
Isopropylbenzene	10.0	9.40	94	75-114	
Methyl tert-butyl ether	10.0	9.68	97	52-144	
Methylene Chloride	10.0	9.61	96	66-131	
m-Xylene & p-Xylene	20.0	20.0	100	83-113	
Naphthalene	10.0	10.9	109	32-141	
n-Butylbenzene	10.0	10.6	106	66-125	
n-Propylbenzene	10.0	11.2	112	74-121	
o-Xylene	10.0	9.58	96	83-113	
sec-Butylbenzene	10.0	10.5	105	70-117	
Styrene	10.0	9.88	99	79-114	
Tetrachloroethene	10.0	10.1	101	79-114	
Toluene	10.0	9.96	100	84-111	
trans-1,2-Dichloroethene	10.0	9.66	97	83-117	
trans-1,3-Dichloropropene	10.0	10.6	106	58-117	
Trichloroethene	10.0	9.49	95	76-117	
Trichlorofluoromethane	10.0	8.92	89	49-157	
Vinyl acetate	10.0	12.6	126	46-161	
Vinyl chloride	10.0	6.10	61	53-127	
tert-Butylbenzene	10.0	10.6	106	71-115	
1,2-Dibromoethane	10.0	10.7	107	79-113	

Column to be used to flag recovery and RPD values

FORM III 8260B

FORM III
GC/MS VOA MATRIX SPIKE RECOVERY

Lab Name: TestAmerica North Canton Job No.: 240-2246-1

SDG No.:

Matrix: Water Level: Low Lab File ID: UXC7143.D

Lab ID: 240-2255-C-3 MS Client ID:

COMPOUND	SPIKE ADDED (ug/L)	SAMPLE CONCENTRATION (ug/L)	MS CONCENTRATION (ug/L)	MS % REC	QC LIMITS REC	#
1,1,1,2-Tetrachloroethane	250	25 U	212	85	64-118	
1,1,1-Trichloroethane	250		220			
1,1,2,2-Tetrachloroethane	250		280			
1,1,2-Trichloro-1,2,2-trichfluoroethane	250		176			
1,1-Dichloroethane	250	99	338	95	79-116	
1,1-Dichloroethene	250	25 U	253	101	74-135	
1,1-Dichloropropene	250		238			
1,2,3-Trichlorobenzene	250		323			
1,2,3-Trichloropropane	250		285			
1,2,3-Trimethylbenzene	250		260			
1,2,4-Trichlorobenzene	250		293			
1,2,4-Trimethylbenzene	250		248			
1,2-Dibromo-3-Chloropropane	250		248			
1,2-Dichlorobenzene	250	25 U	223	89	75-111	
1,2-Dichloroethane	250	710	975	108	68-129	
1,2-Dichloropropane	250		241			
1,3-Dichlorobenzene	250	25 U	227	91	73-110	
1,3-Dichloropropane	250		263			
1,4-Dichlorobenzene	250	25 U	228	91	75-110	
2,2-Dichloropropane	250		184			
2-Butanone	500		525			
2-Chloroethyl vinyl ether	250		45.5 J			
2-Chlorotoluene	250		250			
2-Hexanone	500		533			
4-Chlorotoluene	250		253			
p-Isopropyltoluene	250		244			
4-Methyl-2-pentanone	500		613			
Acetone	500		630			
Benzene	250	79	320	97	72-121	
Bromobenzene	250		258			
Bromoform	250		192			
Bromomethane	250		147			
Carbon disulfide	250		225			
Carbon tetrachloride	250		226			
Chlorobenzene	250	38	273	94	80-110	
Dibromochloromethane	250		222			
Chloroethane	250	30	193	65	21-165	
Chloroform	250	73	323	100	76-118	
Chloromethane	250		137			
cis-1,2-Dichloroethene	250	11 J	241	92	70-120	
cis-1,3-Dichloropropene	250		214			

Column to be used to flag recovery and RPD values

FORM III 8260B

FORM III
GC/MS VOA MATRIX SPIKE RECOVERY

Lab Name: TestAmerica North Canton Job No.: 240-2246-1

SDG No.:

Matrix: Water Level: Low Lab File ID: UXC7143.D

Lab ID: 240-2255-C-3 MS Client ID:

COMPOUND	SPIKE ADDED (ug/L)	SAMPLE CONCENTRATION (ug/L)	MS CONCENTRATION (ug/L)	MS % REC	QC LIMITS REC	#
Dibromomethane	250		255			
Bromochloromethane	250		233			
Dichlorodifluoromethane	250	25 U	148	59	17-128	
Bromodichloromethane	250		231			
tert-Butyl alcohol	5000		8180			
Ethylbenzene	250	7.4 J	246	95	75-116	
Hexachlorobutadiene	250		268			
Diisopropyl ether	250		635			
Isopropylbenzene	250		218			
Methyl tert-butyl ether	250		236			
Methylene Chloride	250	25 U	246	98	63-128	
m-Xylene & p-Xylene	500	24 J	513	98	75-117	
Naphthalene	250		430			
n-Butylbenzene	250		250			
n-Propylbenzene	250		268			
o-Xylene	250	6.0 J	233	91	76-116	
sec-Butylbenzene	250		239			
Styrene	250	25 U	235	94	71-117	
Tetrachloroethene	250	41	268	91	70-117	
Toluene	250	11 J	260	100	78-114	
trans-1,2-Dichloroethene	250	6.9 J	243	94	80-119	
trans-1,3-Dichloropropene	250		238			
Trichloroethene	250	12 J	239	91	66-120	
Trichlorofluoromethane	250		210			
Vinyl acetate	250		405			
Vinyl chloride	250	18 J	169	60	49-130	
tert-Butylbenzene	250		246			
1,2-Dibromoethane	250		263			

Column to be used to flag recovery and RPD values

FORM III 8260B

FORM III
GC/MS VOA MATRIX SPIKE DUPLICATE RECOVERY

Lab Name: TestAmerica North Canton Job No.: 240-2246-1

SDG No.:

Matrix: Water Level: Low Lab File ID: UXC7144.D

Lab ID: 240-2255-C-3 MSD Client ID:

COMPOUND	SPIKE ADDED (ug/L)	MSD CONCENTRATION (ug/L)	MSD % REC	% RPD	QC LIMITS RPD	QC LIMITS REC	#
1,1,1,2-Tetrachloroethane	250	220	88	4	30	64-118	
1,1,1-Trichloroethane	250	238					
1,1,2,2-Tetrachloroethane	250	283					
1,1,2-Trichloro-1,2,2-trichfluoroethane	250	193					
1,1-Dichloroethane	250	350	100	4	30	79-116	
1,1-Dichloroethene	250	265	106	5	30	74-135	
1,1-Dichloropropene	250	245					
1,2,3-Trichlorobenzene	250	335					
1,2,3-Trichloropropane	250	295					
1,2,3-Trimethylbenzene	250	268					
1,2,4-Trichlorobenzene	250	305					
1,2,4-Trimethylbenzene	250	263					
1,2-Dibromo-3-Chloropropane	250	260					
1,2-Dichlorobenzene	250	232	93	4	30	75-111	
1,2-Dichloroethane	250	973	107	0	30	68-129	
1,2-Dichloropropane	250	246					
1,3-Dichlorobenzene	250	240	96	5	30	73-110	
1,3-Dichloropropane	250	268					
1,4-Dichlorobenzene	250	238	95	4	30	75-110	
2,2-Dichloropropane	250	211					
2-Butanone	500	533					
2-Chloroethyl vinyl ether	250	48.0 J					
2-Chlorotoluene	250	258					
2-Hexanone	500	555					
4-Chlorotoluene	250	255					
p-Isopropyltoluene	250	265					
4-Methyl-2-pentanone	500	643					
Acetone	500	653					
Benzene	250	323	98	1	30	72-121	
Bromobenzene	250	268					
Bromoform	250	208					
Bromomethane	250	149					
Carbon disulfide	250	236					
Carbon tetrachloride	250	237					
Chlorobenzene	250	280	97	3	30	80-110	
Dibromochloromethane	250	223					
Chloroethane	250	200	68	3	30	21-165	
Chloroform	250	330	103	2	30	76-118	
Chloromethane	250	143					
cis-1,2-Dichloroethene	250	249	95	3	30	70-120	
cis-1,3-Dichloropropene	250	227					

Column to be used to flag recovery and RPD values

FORM III 8260B

FORM III
GC/MS VOA MATRIX SPIKE DUPLICATE RECOVERY

Lab Name: TestAmerica North Canton Job No.: 240-2246-1

SDG No.:

Matrix: Water Level: Low Lab File ID: UXC7144.D

Lab ID: 240-2255-C-3 MSD Client ID:

COMPOUND	SPIKE ADDED (ug/L)	MSD CONCENTRATION (ug/L)	MSD % REC	% RPD	QC LIMITS RPD	QC LIMITS REC	#
Dibromomethane	250	263					
Bromochloromethane	250	239					
Dichlorodifluoromethane	250	153	61	3	30	17-128	
Bromodichloromethane	250	232					
tert-Butyl alcohol	5000	9490					
Ethylbenzene	250	250	97	2	30	75-116	
Hexachlorobutadiene	250	290					
Diisopropyl ether	250	678					
Isopropylbenzene	250	231					
Methyl tert-butyl ether	250	270					
Methylene Chloride	250	255	102	4	30	63-128	
m-Xylene & p-Xylene	500	523	100	2	30	75-117	
Naphthalene	250	448					
n-Butylbenzene	250	268					
n-Propylbenzene	250	285					
o-Xylene	250	247	96	6	30	76-116	
sec-Butylbenzene	250	258					
Styrene	250	242	97	3	30	71-117	
Tetrachloroethene	250	278	95	4	30	70-117	
Toluene	250	258	99	1	30	78-114	
trans-1,2-Dichloroethene	250	250	97	3	30	80-119	
trans-1,3-Dichloropropene	250	247					
Trichloroethene	250	245	93	3	30	66-120	
Trichlorofluoromethane	250	223					
Vinyl acetate	250	448					
Vinyl chloride	250	177	63	4	30	49-130	
tert-Butylbenzene	250	263					
1,2-Dibromoethane	250	270					

Column to be used to flag recovery and RPD values

FORM III 8260B

FORM II
GC/MS VOA SURROGATE RECOVERY

Lab Name: TestAmerica North Canton Job No.: 240-2246-1

SDG No.:

Matrix: Water Level: Low

GC Column (1): DB-624 ID: 0.18 (mm)

Client Sample ID	Lab Sample ID	DBFM	#	DCA	#	TOL	#	BFB	#
TB-072611	240-2246-1	92		103		106		88	
MRC-MW110A-072611	240-2246-2	94		105		106		91	
MRC-MW110B-072611	240-2246-3	91		106		108		94	
	MB 240-10698/5	98		105		107		91	
	LCS 240-10698/4	98		103		108		100	
	240-2255-C-3 MS	97		103		106		99	
	240-2255-C-3 MSD	100		105		108		101	

	QC LIMITS
DBFM = Dibromofluoromethane (Surr)	75-121
DCA = 1,2-Dichloroethane-d4 (Surr)	63-129
TOL = Toluene-d8 (Surr)	74-115
BFB = 4-Bromofluorobenzene (Surr)	66-117

Column to be used to flag recovery values

FORM II 8260B

FORM VIII
GC/MS VOA INTERNAL STANDARD AREA AND RETENTION TIME SUMMARY

Lab Name: TestAmerica North Canton Job No.: 240-2246-1

SDG No.:

Sample No.: STD8260 240-2892/4 Date Analyzed: 05/27/2011 15:10

Instrument ID: A3UX15 GC Column: DB-624 ID: 0.18(mm)

Lab File ID (Standard): UXC5670.D Heated Purge: (Y/N) N

Calibration ID: 1187

		FB		CBZ		DCB	
		AREA #	RT #	AREA #	RT #	AREA #	RT #
INITIAL CALIBRATION MID-POINT		1465620	4.74	1018880	7.39	596768	9.59
UPPER LIMIT		2931240	5.24	2037760	7.89	1193536	10.09
LOWER LIMIT		732810	4.24	509440	6.89	298384	9.09
LAB SAMPLE ID	CLIENT SAMPLE ID						
ICV 240-2892/14		1486089	4.74	1017155	7.39	573262	9.59
CCVIS 240-10698/2		1994032	4.74	1371289	7.39	666108	9.59

FB = Fluorobenzene
CBZ = Chlorobenzene-d5
DCB = 1,4-Dichlorobenzene-d4

Area Limit = 50%-200% of internal standard area
RT Limit = ± 0.5 minutes of internal standard RT

Column used to flag values outside QC limits

FORM VIII 8260B

FORM VIII
GC/MS VOA INTERNAL STANDARD AREA AND RETENTION TIME SUMMARY

Lab Name: TestAmerica North Canton Job No.: 240-2246-1

SDG No.:

Sample No.: CCVIS 240-10698/2 Date Analyzed: 08/03/2011 11:39

Instrument ID: A3UX15 GC Column: DB-624 ID: 0.18(mm)

Lab File ID (Standard): UXC7120.D Heated Purge: (Y/N) N

Calibration ID: 1232

		FB		CBZ		DCB	
		AREA #	RT #	AREA #	RT #	AREA #	RT #
12/24 HOUR STD		1994032	4.74	1371289	7.39	666108	9.59
UPPER LIMIT		3988064	5.24	2742578	7.89	1332216	10.09
LOWER LIMIT		997016	4.24	685645	6.89	333054	9.09
LAB SAMPLE ID	CLIENT SAMPLE ID						
CCV 240-10698/3		2005288	4.74	1324220	7.39	587086	9.59
LCS 240-10698/4		1979902	4.74	1353989	7.39	652057	9.59
MB 240-10698/5		1860621	4.74	1250768	7.39	545289	9.59
240-2246-1	TB-072611	1899239	4.74	1245998	7.39	545511	9.59
240-2246-2	MRC-MW110A-072611	1884636	4.74	1242859	7.39	547738	9.59
240-2246-3	MRC-MW110B-072611	1840737	4.74	1207473	7.39	539486	9.59
240-2255-C-3 MS		1916906	4.74	1342911	7.39	641373	9.59
240-2255-C-3 MSD		1903035	4.74	1321807	7.39	642256	9.59

FB = Fluorobenzene
CBZ = Chlorobenzene-d5
DCB = 1,4-Dichlorobenzene-d4

Area Limit = 50%-200% of internal standard area
RT Limit = ± 0.5 minutes of internal standard RT

Column used to flag values outside QC limits

FORM VIII 8260B

Method 8270D

Semivolatile Organic Compounds (GC/MS) by Method 8270D

FORM V
GC/MS SEMI VOA INSTRUMENT PERFORMANCE CHECK
DECAFLUOROTRIPHENYLPHOSPHINE (DFTPP)

Lab Name: TestAmerica North Canton Job No.: 240-2246-1

SDG No.:

Lab File ID: 0729001.D DFTPP Injection Date: 07/29/2011

Instrument ID: A4HP10 DFTPP Injection Time: 16:05

Analysis Batch No.: 10295

M/E	ION ABUNDANCE CRITERIA	% RELATIVE ABUNDANCE	
51	30.0- 80.0% of mass 198	39.0	
68	Less than 2.0% of mass 69	0.2	(0.4)1
69	Mass 69 relative abundance	40.1	
70	Less than 2.0% of mass 69	0.2	(0.5)1
127	25.0 - 75.0% of mass 198	48.4	
197	Less than 1.0% of mass 198	0.0	
198	Base Peak, 100% relative abundance	100.0	
199	5.0 to 9.0% of mass 198	6.8	
275	10.0- 30.0% of mass 198	24.5	
365	Greater than 0.75% of mass 198	2.4	
441	Present, but less than mass 443	10.6	
442	40.0 - 110.0% of mass 198	69.5	
443	15.0 - 24.0% of mass 442	13.5	(19.4)2

1-Value is % mass 69 2-Value is % mass 442

THIS CHECK APPLIES TO THE FOLLOWING SAMPLES, MS, MSD, BLANKS AND STANDARDS:

CLIENT SAMPLE ID	LAB SAMPLE ID	LAB FILE ID	DATE ANALYZED	TIME ANALYZED
	STD5 240-10295/2	0729002.D	07/29/2011	16:23
	STD4 240-10295/3	0729003.D	07/29/2011	16:42
	STD3 240-10295/4	0729004.D	07/29/2011	17:01
	STD2 240-10295/5	0729005.D	07/29/2011	17:20
	STD1 240-10295/6	0729006.D	07/29/2011	17:39
	STD9 240-10295/7	0729007.D	07/29/2011	17:58
	STD8 240-10295/8	0729008.D	07/29/2011	18:17
	STD7 240-10295/9	0729009.D	07/29/2011	18:36
	STD6 240-10295/10	0729010.D	07/29/2011	18:55
	ICV 240-10295/13	0729013.D	07/29/2011	19:52

FORM VI
GC/MS SEMI VOA INITIAL CALIBRATION DATA
INTERNAL STANDARD CURVE EVALUTION

Lab Name: TestAmerica North Canton Job No.: 240-2246-1 Analy Batch No.: 10295

SDG No.:

Instrument ID: A4HP10 GC Column: DB-624 ID: 0.18(mm) Heated Purge: (Y/N) N

Calibration Start Date: 07/29/2011 16:23 Calibration End Date: 07/29/2011 18:55 Calibration ID: 2757

Calibration Files:

LEVEL:	LAB SAMPLE ID:	LAB FILE ID:
Level 1	STD1 240-10295/6	0729006.D
Level 2	STD2 240-10295/5	0729005.D
Level 3	STD3 240-10295/4	0729004.D
Level 4	STD4 240-10295/3	0729003.D
Level 5	STD5 240-10295/2	0729002.D
Level 6	STD6 240-10295/10	0729010.D
Level 7	STD7 240-10295/9	0729009.D
Level 8	STD8 240-10295/8	0729008.D
Level 9	STD9 240-10295/7	0729007.D

ANALYTE	RRF					CURVE TYPE	COEFFICIENT			#	MIN RRF	%RSD	#	MAX %RSD	R^2 OR COD	#	MIN R^2 OR COD
	LVL 1 LVL 6	LVL 2 LVL 7	LVL 3 LVL 8	LVL 4 LVL 9	LVL 5		B	M1	M2								
1,4-Dioxane	0.5651	0.6159 0.5506	0.5966 0.5622	0.6322 0.5718	0.5925	Ave		0.5859				4.8		20.0			
N-Nitrosodimethylamine	0.9063	0.9342 0.8681	0.9465 0.8448	0.9661 0.9228	0.9055	Ave		0.9118				4.4		20.0			
Pyridine	1.5128	1.4270 1.5007	1.5201 1.4818	1.5312 1.5617	1.5503	Ave		1.5107				2.8		20.0			
Ethyl methacrylate	1.1382	1.1732 1.1052	1.2129 1.0343	1.2188 1.1234	1.1659	Ave		1.1465				5.3		20.0			
3-Chloropropionitrile	0.7804	0.8182 0.7500	0.8377 0.7319	0.8224 0.7776	0.7904	Ave		0.7886				4.6		20.0			
Malononitrile	1.6119	1.6552 1.5595	1.7164 1.4870	1.7054 1.5889	1.6314	Ave		1.6195				4.7		20.0			
Benzoic acid	0.2099	+++++ 0.2418	+++++ 0.2433	0.1223 0.2714	0.1781	Qua	-0.312	0.1952	0.0016						0.9980		0.9900
Benzaldehyde	0.8720	1.1249 0.7790	1.1099 0.7300	1.1107 0.5832	1.0137	Qua	0.0282	1.0956	-0.020		0.0100				0.9970		0.9900
Phenol	1.6266	1.5637 1.6057	1.6873 1.5877	1.7177 1.6604	1.6408	Ave		1.6362			0.8000	3.1		20.0			
Aniline	2.0513	1.9900 2.0424	2.1057 2.0170	2.1190 2.1501	2.1077	Ave		2.0729				2.7		20.0			
Bis(2-chloroethyl)ether	1.2740	1.3686 1.3091	1.4074 1.3207	1.4222 1.3232	1.2876	Ave		1.3391			0.7000	4.1		20.0			
2-Chlorophenol	1.3240	1.2882 1.3268	1.3711 1.2903	1.3786 1.3461	1.3321	Ave		1.3321			0.8000	2.5		20.0			
1,3-Dichlorobenzene	1.3886	1.4210 1.3910	1.5002 1.3537	1.4676 1.4159	1.4209	Ave		1.4199				3.3		20.0			

Note: The m1 coefficient is the same as Ave RRF for an Ave curve type.

FORM VI
GC/MS SEMI VOA INITIAL CALIBRATION DATA
INTERNAL STANDARD CURVE EVALUTION

Lab Name: TestAmerica North Canton Job No.: 240-2246-1 Analy Batch No.: 10295

SDG No.:

Instrument ID: A4HP10 GC Column: DB-624 ID: 0.18(mm) Heated Purge: (Y/N) N

Calibration Start Date: 07/29/2011 16:23 Calibration End Date: 07/29/2011 18:55 Calibration ID: 2757

ANALYTE	RRF					CURVE TYPE	COEFFICIENT			#	MIN RRF	%RSD	#	MAX %RSD	R^2 OR COD	#	MIN R^2 OR COD
	LVL 1 LVL 6	LVL 2 LVL 7	LVL 3 LVL 8	LVL 4 LVL 9	LVL 5		B	M1	M2								
1,4-Dichlorobenzene	1.4423	1.5058 1.4384	1.5098 1.4182	1.5387 1.4680	1.4731	Ave		1.4743				2.8		20.0			
Benzyl alcohol	0.8458	0.7913 0.8439	0.8237 0.8348	0.8550 0.8673	0.8428	Ave		0.8381				2.7		20.0			
1,2-Dichlorobenzene	1.3363	1.3747 1.3342	1.3895 1.3144	1.4083 1.3387	1.3349	Ave		1.3539				2.4		20.0			
2-Methylphenol	1.2161	1.1439 1.2494	1.2464 1.2018	1.2438 1.2654	1.2261	Ave		1.2241			0.7000	3.1		20.0			
2,2'-oxybis[1-chloropropane]	1.6664	1.7841 1.6689	1.7641 1.6455	1.8079 1.6665	1.7289	Ave		1.7165				3.7		20.0			
3 & 4 Methylphenol	1.2676	1.2160 1.2740	1.2686 1.2533	1.2957 1.2922	1.2531	Ave		1.2651				2.0		20.0			
N-Nitrosodi-n-propylamine	0.9121	0.9126 0.9250	0.9683 0.8891	0.9840 0.8826	0.9273	Ave		0.9251			0.5000	3.8		20.0			
Acetophenone	1.7164	1.7441 1.7176	1.8377 1.6781	1.8008 1.6784	1.7282	Ave		1.7377			0.0100	3.2		20.0			
Hexachloroethane	0.4749	0.4706 0.4754	0.4914 0.4743	0.4747 0.4830	0.4703	Ave		0.4768			0.3000	1.5		20.0			
Nitrobenzene	0.3575	0.3429 0.3537	0.3773 0.3492	0.3786 0.3679	0.3570	Ave		0.3605			0.2000	3.6		20.0			
Isophorone	0.6959	0.6708 0.6930	0.6948 0.6776	0.7185 0.7065	0.6855	Ave		0.6928			0.4000	2.2		20.0			
2-Nitrophenol	0.1924	0.1452 0.1909	0.1612 0.1866	0.1871 0.1884	0.1844	Ave		0.1795			0.1000	9.5		20.0			
2,4-Dimethylphenol	0.3448	0.3621 0.3408	0.3518 0.3342	0.3672 0.3304	0.3369	Ave		0.3460			0.2000	3.8		20.0			
1,3,5-Trichlorobenzene	0.3277	0.3271 0.3207	0.3383 0.3181	0.3388 0.3211	0.3200	Ave		0.3265				2.5		20.0			
Bis(2-chloroethoxy)methane	0.3920	0.3989 0.3888	0.4044 0.3797	0.4045 0.4003	0.3796	Ave		0.3935			0.3000	2.6		20.0			
2,4-Dichlorophenol	0.2828	0.2379 0.2861	0.2640 0.2836	0.2896 0.3028	0.2747	Ave		0.2777			0.2000	7.0		20.0			
1,2,4-Trichlorobenzene	0.3203	0.3232 0.3197	0.3342 0.3142	0.3287 0.3270	0.3118	Ave		0.3224				2.3		20.0			
Naphthalene	1.2995 1.0378	1.0494 1.0280	1.0750 1.0147	1.0883 1.0520	1.0155	Ave		1.0734			0.7000	8.2		20.0			
4-Chloroaniline	0.4661	0.4124 0.4420	0.4471 0.4343	0.4729 0.4732	0.4399	Ave		0.4485			0.0100	4.7		20.0			
Hexachlorobutadiene	0.1539	0.1609 0.1513	0.1560 0.1498	0.1582 0.1564	0.1494	Ave		0.1545			0.0100	2.7		20.0			

Note: The m1 coefficient is the same as Ave RRF for an Ave curve type.

FORM VI
GC/MS SEMI VOA INITIAL CALIBRATION DATA
INTERNAL STANDARD CURVE EVALUTION

Lab Name: TestAmerica North Canton Job No.: 240-2246-1 Analy Batch No.: 10295

SDG No.:

Instrument ID: A4HP10 GC Column: DB-624 ID: 0.18(mm) Heated Purge: (Y/N) N

Calibration Start Date: 07/29/2011 16:23 Calibration End Date: 07/29/2011 18:55 Calibration ID: 2757

ANALYTE	RRF					CURVE TYPE	COEFFICIENT			#	MIN RRF	%RSD	#	MAX %RSD	R^2 OR COD	#	MIN R^2 OR COD
	LVL 1 / LVL 6	LVL 2 / LVL 7	LVL 3 / LVL 8	LVL 4 / LVL 9	LVL 5		B	M1	M2								
1,2,3-Trichlorobenzene	0.2997	0.3076 / 0.2966	0.3128 / 0.2925	0.3155 / 0.3024	0.2906	Ave		0.3022				3.0		20.0			
Caprolactam	0.1144	0.0884 / 0.1147	0.0946 / 0.1151	0.1091 / 0.1204	0.1140	Ave		0.1088			0.0100	10.0		20.0			
4-Chloro-3-methylphenol	0.2876	0.2504 / 0.2872	0.2706 / 0.2801	0.2895 / 0.2953	0.2775	Ave		0.2798			0.2000	5.1		20.0			
2-Methylnaphthalene	0.6724 / 0.5813	0.5791 / 0.5747	0.5828 / 0.5681	0.5972 / 0.5907	0.5703	Ave		0.5907			0.4000	5.4		20.0			
1-Methylnaphthalene	0.7994 / 0.6618	0.6852 / 0.6535	0.6766 / 0.6437	0.6744 / 0.6698	0.6421	Ave		0.6785				7.0		20.0			
2,4-Dinitrophenol	0.1831	+++++ / 0.1919	0.0550 / 0.1921	0.1129 / 0.2054	0.1602	Qua	-0.257	0.1816	0.0005		0.0100				0.9990		0.9900
4-Nitrophenol	0.1393	+++++ / 0.1361	0.0797 / 0.1309	0.1359 / 0.1511	0.1417	Ave		0.1307				18.0		20.0			
1,2,3,4 -Tetrachlorobenzene	0.5124	0.5101 / 0.4992	0.5311 / 0.4978	0.5493 / 0.4997	0.4978	Ave		0.5122				3.7		20.0			
Hexachlorocyclopentadiene	0.2951	0.2343 / 0.2903	0.2486 / 0.2928	0.2970 / 0.3046	0.2936	Ave		0.2820			0.0500	9.1		20.0			
2,4,6-Trichlorophenol	0.3516	0.2933 / 0.3496	0.3164 / 0.3501	0.3599 / 0.3721	0.3429	Ave		0.3420			0.2000	7.4		20.0			
2,4,5-Trichlorophenol	0.3533	0.3160 / 0.3788	0.3177 / 0.3604	0.3717 / 0.3957	0.3660	Ave		0.3575			0.2000	7.9		20.0			
2,4-Toluene diamine	0.1521	0.1979 / 0.1362	0.1808 / 0.1072	0.2011 / 0.1032	0.1935	Qua	0.0501	0.1784	-0.003						0.9910		0.9900
1,1'-Biphenyl	1.7577 / 1.3979	1.4733 / 1.3472	1.4709 / 1.3311	1.4969 / 1.2672	1.4212	Ave		1.4404			0.0100	9.8		20.0			
1,2,3,5-Tetrachlorobenzene	0.4894	0.5072 / 0.4727	0.5029 / 0.4671	0.5077 / 0.4736	0.4892	Ave		0.4887				3.3		20.0			
2-Chloronaphthalene	1.2650 / 1.0859	1.0724 / 1.0598	1.1044 / 1.0572	1.1212 / 1.1057	1.0624	Ave		1.1038			0.8000	5.9		20.0			
2-Nitroaniline	0.3145	0.2647 / 0.3081	0.3041 / 0.3094	0.3035 / 0.3236	0.3026	Ave		0.3038			0.0100	5.7		20.0			
4,6-Dinitro-2-methylphenol	0.1375	+++++ / 0.1384	0.0608 / 0.1416	0.1033 / 0.1573	0.1241	Qua	-0.028	0.1179	0.0015		0.0100				0.9980		0.9900
Dimethyl phthalate	1.2170	1.2042 / 1.2187	1.2312 / 1.2172	1.2535 / 1.2593	1.1936	Ave		1.2243			0.0100	1.9		20.0			
2,6-Dinitrotoluene	0.2831	0.2306 / 0.2878	0.2450 / 0.2867	0.2704 / 0.3011	0.2670	Ave		0.2715				8.7		20.0			
1,2-Dinitrobenzene	0.1472	0.1132 / 0.1505	0.1281 / 0.1474	0.1501 / 0.1581	0.1420	Ave		0.1421				10.0		20.0			

Note: The ml coefficient is the same as Ave RRF for an Ave curve type.

FORM VI
GC/MS SEMI VOA INITIAL CALIBRATION DATA
INTERNAL STANDARD CURVE EVALUTION

Lab Name: TestAmerica North Canton Job No.: 240-2246-1 Analy Batch No.: 10295

SDG No.:

Instrument ID: A4HP10 GC Column: DB-624 ID: 0.18(mm) Heated Purge: (Y/N) N

Calibration Start Date: 07/29/2011 16:23 Calibration End Date: 07/29/2011 18:55 Calibration ID: 2757

ANALYTE	RRF					CURVE TYPE	COEFFICIENT			#	MIN RRF	%RSD	#	MAX %RSD	R^2 OR COD	#	MIN R^2 OR COD
	LVL 1 LVL 6	LVL 2 LVL 7	LVL 3 LVL 8	LVL 4 LVL 9	LVL 5		B	M1	M2								
Acenaphthylene	1.9611 1.7802	1.7725 1.7570	1.7662 1.7530	1.8569 1.8384	1.7277	Ave		1.8014			0.9000	4.0		20.0			
3-Nitroaniline	0.3258	0.2683 0.3234	0.2796 0.3232	0.3083 0.3438	0.3115	Ave		0.3105			0.0100	8.1		20.0			
Acenaphthene	1.3659 1.0928	1.1033 1.0496	1.1387 1.0518	1.1362 1.0370	1.0804	Ave		1.1173			0.9000	9.0		20.0			
2,4-Dinitrotoluene	0.3795	0.2732 0.3727	0.3221 0.3791	0.3665 0.3959	0.3567	Ave		0.3557			0.2000	11.0		20.0			
Pentachlorophenol	0.1236	+++++ 0.1337	0.0712 0.1336	0.0991 0.1441	0.1175	Qua	-0.073	0.1166	0.0006		0.0500				0.9990		0.9900
Dibenzofuran	1.7791 1.5407	1.5519 1.5085	1.5472 1.5225	1.6053 1.5803	1.5032	Ave		1.5710			0.8000	5.4		20.0			
2,3,5,6-Tetrachlorophenol	0.2822	0.1951 0.2893	0.2187 0.2872	0.2579 0.3055	0.2720	Ave		0.2635				14.0		20.0			
Diethyl phthalate	1.1783	1.1702 1.1649	1.2090 1.1568	1.2183 1.1795	1.1535	Ave		1.1788			0.0100	2.0		20.0			
4-Chlorophenyl phenyl ether	0.5999	0.6171 0.5971	0.6065 0.5959	0.6211 0.6160	0.5907	Ave		0.6055			0.4000	1.9		20.0			
4-Nitroaniline	0.3419	0.2957 0.3347	0.3193 0.3385	0.3405 0.3517	0.3376	Ave		0.3325			0.0100	5.2		20.0			
Fluorene	1.4686 1.2866	1.2866 1.2656	1.2638 1.2564	1.3659 1.2801	1.2656	Ave		1.3044			0.9000	5.3		20.0			
N-Nitrosodiphenylamine	0.5656	0.5580 0.5749	0.5730 0.5780	0.5692 0.6098	0.5338	Ave		0.5703			0.0100	3.7		20.0			
1,2-Diphenylhydrazine(as Azobenzene)	0.7312	0.7395 0.7230	0.7389 0.7052	0.7839 0.7368	0.7477	Ave		0.7393				3.1		20.0			
Azobenzene	0.7312	0.7402 0.7230	0.7457 0.7052	0.7839 0.7369	0.7482	Ave		0.7393				3.1		20.0			
4-Bromophenyl phenyl ether	0.1814	0.1800 0.1832	0.1782 0.1830	0.1811 0.1957	0.1793	Ave		0.1827			0.1000	3.0		20.0			
Hexachlorobenzene	0.1957 0.1730	0.1811 0.1770	0.1806 0.1744	0.1856 0.1880	0.1737	Ave		0.1810			0.1000	4.2		20.0			
Atrazine	0.1909	0.1844 0.1890	0.1943 0.1909	0.2025 0.1895	0.1962	Ave		0.1922			0.0100	2.8		20.0			
Phenanthrene	1.3091 1.0929	1.1371 1.0892	1.1225 1.0702	1.1211 1.1072	1.0938	Ave		1.1270			0.7000	6.3		20.0			
Anthracene	1.1853 1.1081	1.0956 1.1143	1.1036 1.1067	1.1465 1.1413	1.1099	Ave		1.1235			0.7000	2.6		20.0			
Carbazole	1.0403	1.0272 1.0378	1.0617 1.0215	1.0681 1.0832	1.0415	Ave		1.0477			0.0100	2.0		20.0			

Note: The m1 coefficient is the same as Ave RRF for an Ave curve type.

FORM VI
GC/MS SEMI VOA INITIAL CALIBRATION DATA
INTERNAL STANDARD CURVE EVALUTION

Lab Name: TestAmerica North Canton Job No.: 240-2246-1 Analy Batch No.: 10295

SDG No.:

Instrument ID: A4HP10 GC Column: DB-624 ID: 0.18(mm) Heated Purge: (Y/N) N

Calibration Start Date: 07/29/2011 16:23 Calibration End Date: 07/29/2011 18:55 Calibration ID: 2757

ANALYTE	RRF					CURVE TYPE	COEFFICIENT			#	MIN RRF	%RSD	#	MAX %RSD	R^2 OR COD	#	MIN R^2 OR COD
	LVL 1 LVL 6	LVL 2 LVL 7	LVL 3 LVL 8	LVL 4 LVL 9	LVL 5		B	M1	M2								
Di-n-butyl phthalate	1.1697	1.1026 1.1777	1.0987 1.1742	1.2038 1.1442	1.1831	Ave		1.1568			0.0100	3.3		20.0			
Fluoranthene	1.2752 1.1486	1.1073 1.1363	1.1121 1.1229	1.1720 1.1763	1.1186	Ave		1.1521			0.6000	4.5		20.0			
Benzidine	0.6216	0.3804 0.6871	0.4562 0.6755	0.5987 0.7090	0.6623	Ave		0.5988				20.0		20.0			
Pyrene	1.3173 1.1993	1.2102 1.2029	1.1645 1.1916	1.2343 1.2033	1.1883	Ave		1.2124			0.6000	3.6		20.0			
Butyl benzyl phthalate	0.4985	0.4410 0.5019	0.4677 0.4976	0.5030 0.5033	0.4959	Ave		0.4886			0.0100	4.6		20.0			
3,3'-Dimethoxybenzidine	0.2185	0.1415 0.2310	0.1577 0.2068	0.2281 0.2158	0.2360	Ave		0.2044				17.0		20.0			
Bis(2-ethylhexyl) phthalate	0.7034	0.6417 0.7022	0.6735 0.6956	0.7110 0.6889	0.7007	Ave		0.6896			0.0100	3.3		20.0			
4,4'-Methylene bis(2-chloroaniline)	0.1899	0.1588 0.1985	0.1705 0.1988	0.1922 0.1997	0.1958	Ave		0.1880				8.0		20.0			
3,3'-Dichlorobenzidine	0.3855	0.3330 0.3995	0.3538 0.3973	0.3958 0.4048	0.3922	Ave		0.3827			0.0100	6.7		20.0			
Benzo[a]anthracene	1.3021 1.0765	1.1109 1.0850	1.0713 1.0833	1.1073 1.1327	1.0775	Ave		1.1163			0.8000	6.5		20.0			
Chrysene	1.2665 1.0564	1.0766 1.0398	1.0307 1.0352	1.0575 1.0481	1.0163	Ave		1.0697			0.7000	7.1		20.0			
Di-n-octyl phthalate	1.4394	1.1245 1.4719	1.2074 1.4527	1.3550 1.4763	1.3876	Ave		1.3643			0.0100	9.6		20.0			
Benzo[b]fluoranthene	1.3299 1.1905	1.0711 1.2729	1.0550 1.1977	1.2614 1.2740	1.1044	Ave		1.1952			0.7000	8.3		20.0			
Benzo[k]fluoranthene	1.3920 1.2893	1.2380 1.2568	1.3242 1.3199	1.2561 1.3308	1.2969	Ave		1.3004			0.7000	3.7		20.0			
Benzo[a]pyrene	1.1139 1.1285	1.0184 1.1411	1.0622 1.1462	1.0978 1.2042	1.0975	Ave		1.1122			0.7000	4.8		20.0			
Indeno[1,2,3-cd]pyrene	1.1233 1.2079	1.0615 1.2362	1.1014 1.2529	1.1843 1.3079	1.1717	Ave		1.1830			0.5000	6.6		20.0			
Dibenzo(a,h)anthracene	0.9343 1.0161	0.8579 1.0492	0.9047 1.0572	0.9744 1.1137	0.9755	Ave		0.9870			0.4000	8.2		20.0			
Benzo[g,h,i]perylene	0.9513 0.9788	0.8693 0.9961	0.8761 1.0143	0.9548 1.0590	0.9455	Ave		0.9606			0.5000	6.4		20.0			
2-Fluorophenol (Surr)	1.1953	1.1452 1.1527	1.1712 1.1066	1.2522 1.1950	1.1977	Ave		1.1770				3.7		20.0			
Phenol-d5 (Surr)	1.5567	1.4829 1.5465	1.5800 1.5438	1.6186 1.5872	1.5609	Ave		1.5596				2.5		20.0			

Note: The m1 coefficient is the same as Ave RRF for an Ave curve type.

FORM VI
GC/MS SEMI VOA INITIAL CALIBRATION DATA
INTERNAL STANDARD CURVE EVALUTION

Lab Name: TestAmerica North Canton Job No.: 240-2246-1 Analy Batch No.: 10295

SDG No.:

Instrument ID: A4HP10 GC Column: DB-624 ID: 0.18(mm) Heated Purge: (Y/N) N

Calibration Start Date: 07/29/2011 16:23 Calibration End Date: 07/29/2011 18:55 Calibration ID: 2757

ANALYTE	RRF					CURVE TYPE	COEFFICIENT			#	MIN RRF	%RSD	#	MAX %RSD	R^2 OR COD	#	MIN R^2 OR COD
	LVL 1 LVL 6	LVL 2 LVL 7	LVL 3 LVL 8	LVL 4 LVL 9	LVL 5		B	M1	M2								
Nitrobenzene-d5 (Surr)	0.4606 0.3958	0.3720 0.3911	0.3804 0.3623	0.3995 0.3878	0.3808	Ave		0.3923				7.2		20.0			
2-Fluorobiphenyl (Surr)	1.4607 1.2547	1.3543 1.2438	1.2917 1.2515	1.3029 1.2893	1.2420	Ave		1.2990				5.4		20.0			
2,4,6-Tribromophenol (Surr)	0.1208	0.0921 0.1242	0.1028 0.1248	0.1164 0.1323	0.1165	Ave		0.1162				11.0		20.0			
Terphenyl-d14 (Surr)	0.7230 0.6566	0.6712 0.6748	0.6660 0.6707	0.6627 0.6732	0.6493	Ave		0.6719				3.1		20.0			

Note: The m1 coefficient is the same as Ave RRF for an Ave curve type.

FORM VI
GC/MS SEMI VOA INITIAL CALIBRATION DATA
INTERNAL STANDARD RESPONSE AND CONCENTRATION

Lab Name: TestAmerica North Canton Job No.: 240-2246-1 Analy Batch No.: 10295

SDG No.:

Instrument ID: A4HP10 GC Column: DB-624 ID: 0.18(mm) Heated Purge: (Y/N) N

Calibration Start Date: 07/29/2011 16:23 Calibration End Date: 07/29/2011 18:55 Calibration ID: 2757

Calibration Files:

LEVEL:	LAB SAMPLE ID:	LAB FILE ID:
Level 1	STD1 240-10295/6	0729006.D
Level 2	STD2 240-10295/5	0729005.D
Level 3	STD3 240-10295/4	0729004.D
Level 4	STD4 240-10295/3	0729003.D
Level 5	STD5 240-10295/2	0729002.D
Level 6	STD6 240-10295/10	0729010.D
Level 7	STD7 240-10295/9	0729009.D
Level 8	STD8 240-10295/8	0729008.D
Level 9	STD9 240-10295/7	0729007.D

ANALYTE	IS REF	CURVE TYPE	RESPONSE					CONCENTRATION (NG/UL)				
			LVL 1 LVL 6	LVL 2 LVL 7	LVL 3 LVL 8	LVL 4 LVL 9	LVL 5	LVL 6	LVL 2 LVL 7	LVL 3 LVL 8	LVL 4 LVL 9	LVL 5
1,4-Dioxane	DCB	Ave		18371	28115	73952	157540		0.500	1.00	2.00	5.00
			329671	442499	506722	837176		10.0	15.0	20.0	25.0	
N-Nitrosodimethylamine	DCB	Ave		27864	44603	113009	240767		0.500	1.00	2.00	5.00
			528695	697654	761485	1351000		10.0	15.0	20.0	25.0	
Pyridine	DCB	Ave		42561	71635	179117	412222		0.500	1.00	2.00	5.00
			882482	1206060	1335640	2286353		10.0	15.0	20.0	25.0	
Ethyl methacrylate	DCB	Ave		34993	57158	142571	310001		0.500	1.00	2.00	5.00
			663982	888217	932263	1644763		10.0	15.0	20.0	25.0	
3-Chloropropionitrile	DCB	Ave		24403	39477	96203	210154		0.500	1.00	2.00	5.00
			455247	602784	659715	1138419		10.0	15.0	20.0	25.0	
Malononitrile	DCB	Ave		49370	80886	199494	433789		0.500	1.00	2.00	5.00
			940293	1253361	1340318	2326189		10.0	15.0	20.0	25.0	
Benzoic acid	NPT	Qua		+++++	+++++	102703	346369		+++++	+++++	4.00	10.0
			871509	1410116	1578820	2807098		20.0	30.0	40.0	50.0	
Benzaldehyde	DCB	Qua		33552	52302	129929	269552		0.500	1.00	2.00	5.00
			508709	626055	658034	853839		10.0	15.0	20.0	25.0	
Phenol	DCB	Ave		46639	79511	200934	436283		0.500	1.00	2.00	5.00
			948870	1290496	1431094	2430904		10.0	15.0	20.0	25.0	
Aniline	DCB	Ave		59355	99231	247869	560427		0.500	1.00	2.00	5.00
			1196668	1641427	1818100	3147834		10.0	15.0	20.0	25.0	
Bis(2-chloroethyl)ether	DCB	Ave		40820	66325	166367	342359		0.500	1.00	2.00	5.00
			743209	1052130	1190480	1937244		10.0	15.0	20.0	25.0	
2-Chlorophenol	DCB	Ave		38423	64610	161261	354198		0.500	1.00	2.00	5.00
			772344	1066351	1163014	1970743		10.0	15.0	20.0	25.0	
1,3-Dichlorobenzene	DCB	Ave		42383	70696	171674	377810		0.500	1.00	2.00	5.00
			810051	1117951	1220241	2072966		10.0	15.0	20.0	25.0	
1,4-Dichlorobenzene	DCB	Ave		44912	71150	179988	391702		0.500	1.00	2.00	5.00
			841376	1156013	1278310	2149261		10.0	15.0	20.0	25.0	

FORM VI
GC/MS SEMI VOA INITIAL CALIBRATION DATA
INTERNAL STANDARD RESPONSE AND CONCENTRATION

Lab Name: TestAmerica North Canton Job No.: 240-2246-1 Analy Batch No.: 10295

SDG No.:

Instrument ID: A4HP10 GC Column: DB-624 ID: 0.18(mm) Heated Purge: (Y/N) N

Calibration Start Date: 07/29/2011 16:23 Calibration End Date: 07/29/2011 18:55 Calibration ID: 2757

ANALYTE	IS REF	CURVE TYPE	RESPONSE					CONCENTRATION (NG/UL)				
			LVL 1 LVL 6	LVL 2 LVL 7	LVL 3 LVL 8	LVL 4 LVL 9	LVL 5	LVL 6	LVL 2 LVL 7	LVL 3 LVL 8	LVL 4 LVL 9	LVL 5
Benzyl alcohol	DCB	Ave		23602	38817	100010	224103		0.500	1.00	2.00	5.00
			493377	678250	752430	1269778		10.0	15.0	20.0	25.0	
1,2-Dichlorobenzene	DCB	Ave		41002	65481	164742	354944		0.500	1.00	2.00	5.00
			779529	1072285	1184807	1959648		10.0	15.0	20.0	25.0	
2-Methylphenol	DCB	Ave		34117	58734	145498	326017		0.500	1.00	2.00	5.00
			709403	1004108	1083251	1852530		10.0	15.0	20.0	25.0	
2,2'-oxybis[1-chloropropane]	DCB	Ave		53213	83132	211480	459702		0.500	1.00	2.00	5.00
			972111	1341295	1483202	2439805		10.0	15.0	20.0	25.0	
3 & 4 Methylphenol	DCB	Ave		36269	59783	151569	333196		0.500	1.00	2.00	5.00
			739465	1023854	1129736	1891786		10.0	15.0	20.0	25.0	
N-Nitrosodi-n-propylamine	DCB	Ave		27220	45632	115100	246562		0.500	1.00	2.00	5.00
			532071	743442	801409	1292099		10.0	15.0	20.0	25.0	
Acetophenone	DCB	Ave		52019	86598	210657	459531		0.500	1.00	2.00	5.00
			1001287	1380434	1512570	2457280		10.0	15.0	20.0	25.0	
Hexachloroethane	DCB	Ave		14035	23155	55526	125051		0.500	1.00	2.00	5.00
			277025	382100	427548	707181		10.0	15.0	20.0	25.0	
Nitrobenzene	NPT	Ave		36623	64665	158975	347110		0.500	1.00	2.00	5.00
			742056	1031405	1133237	1902650		10.0	15.0	20.0	25.0	
Isophorone	NPT	Ave		71640	119086	301697	666548		0.500	1.00	2.00	5.00
			1444596	2021056	2198764	3654131		10.0	15.0	20.0	25.0	
2-Nitrophenol	NPT	Ave		15511	27622	78568	179261		0.500	1.00	2.00	5.00
			399401	556629	605668	974448		10.0	15.0	20.0	25.0	
2,4-Dimethylphenol	NPT	Ave		38677	60289	154181	327598		0.500	1.00	2.00	5.00
			715816	993988	1084563	1708660		10.0	15.0	20.0	25.0	
1,3,5-Trichlorobenzene	NPT	Ave		34939	57979	142243	311140		0.500	1.00	2.00	5.00
			680263	935282	1032234	1660701		10.0	15.0	20.0	25.0	
Bis(2-chloroethoxy)methane	NPT	Ave		42602	69310	169853	369122		0.500	1.00	2.00	5.00
			813800	1133896	1232126	2070396		10.0	15.0	20.0	25.0	
2,4-Dichlorophenol	NPT	Ave		25413	45250	121608	267152		0.500	1.00	2.00	5.00
			587114	834377	920406	1566012		10.0	15.0	20.0	25.0	
1,2,4-Trichlorobenzene	NPT	Ave		34516	57272	138022	303184		0.500	1.00	2.00	5.00
			664988	932463	1019672	1691328		10.0	15.0	20.0	25.0	
Naphthalene	NPT	Ave	28373	112079	184254	456980	987437	0.100	0.500	1.00	2.00	5.00
			2154422	2997977	3292846	5440910		10.0	15.0	20.0	25.0	
4-Chloroaniline	NPT	Ave		44046	76626	198559	427774		0.500	1.00	2.00	5.00
			967632	1289086	1409262	2447484		10.0	15.0	20.0	25.0	
Hexachlorobutadiene	NPT	Ave		17190	26738	66422	145265		0.500	1.00	2.00	5.00
			319575	441327	486016	808887		10.0	15.0	20.0	25.0	
1,2,3-Trichlorobenzene	NPT	Ave		32851	53606	132500	282578		0.500	1.00	2.00	5.00
			622146	865031	949353	1564028		10.0	15.0	20.0	25.0	
Caprolactam	NPT	Ave		9442	16210	45801	110833		0.500	1.00	2.00	5.00
			237406	334608	373449	622853		10.0	15.0	20.0	25.0	

FORM VI
GC/MS SEMI VOA INITIAL CALIBRATION DATA
INTERNAL STANDARD RESPONSE AND CONCENTRATION

Lab Name: TestAmerica North Canton Job No.: 240-2246-1 Analy Batch No.: 10295

SDG No.:

Instrument ID: A4HP10 GC Column: DB-624 ID: 0.18(mm) Heated Purge: (Y/N) N

Calibration Start Date: 07/29/2011 16:23 Calibration End Date: 07/29/2011 18:55 Calibration ID: 2757

ANALYTE	IS REF	CURVE TYPE	RESPONSE					CONCENTRATION (NG/UL)				
			LVL 1 LVL 6	LVL 2 LVL 7	LVL 3 LVL 8	LVL 4 LVL 9	LVL 5	LVL 6	LVL 2 LVL 7	LVL 3 LVL 8	LVL 4 LVL 9	LVL 5
4-Chloro-3-methylphenol	NPT	Ave		26744	46373	121543	269849		0.500	1.00	2.00	5.00
			596965	837466	908825	1527485		10.0	15.0	20.0	25.0	
2-Methylnaphthalene	NPT	Ave	14681	61847	99894	250757	554575	0.100	0.500	1.00	2.00	5.00
			1206699	1676081	1843522	3055181		10.0	15.0	20.0	25.0	
1-Methylnaphthalene	NPT	Ave	17454	73178	115973	283203	624332	0.100	0.500	1.00	2.00	5.00
			1373769	1905956	2088734	3463863		10.0	15.0	20.0	25.0	
2,4-Dinitrophenol	ANT	Qua		+++++	11056	54827	180708		+++++	2.00	4.00	10.0
			449121	672072	733392	1243244		20.0	30.0	40.0	50.0	
4-Nitrophenol	ANT	Ave		+++++	8015	33001	79902		+++++	1.00	2.00	5.00
			170761	238389	249800	457259		10.0	15.0	20.0	25.0	
1,2,3,4 -Tetrachlorobenzene	ANT	Ave		31272	53401	133373	280766		0.500	1.00	2.00	5.00
			628311	874234	950308	1512550		10.0	15.0	20.0	25.0	
Hexachlorocyclopentadiene	ANT	Ave		14361	24998	72114	165619		0.500	1.00	2.00	5.00
			361836	508496	559016	921952		10.0	15.0	20.0	25.0	
2,4,6-Trichlorophenol	ANT	Ave		17979	31814	87392	193392		0.500	1.00	2.00	5.00
			431102	612309	668275	1126277		10.0	15.0	20.0	25.0	
2,4,5-Trichlorophenol	ANT	Ave		19371	31945	90256	206422		0.500	1.00	2.00	5.00
			433262	663343	688050	1197871		10.0	15.0	20.0	25.0	
2,4-Toluene diamine	NPT	Qua		21132	30995	84441	188127		0.500	1.00	2.00	5.00
			315800	397227	347924	533484		10.0	15.0	20.0	25.0	
1,1'-Biphenyl	ANT	Ave	21956	90320	147906	363429	801617	0.100	0.500	1.00	2.00	5.00
			1714204	2359401	2541017	3835913		10.0	15.0	20.0	25.0	
1,2,3,5-Tetrachlorobenzene	ANT	Ave		31091	50565	123260	275949		0.500	1.00	2.00	5.00
			600181	827865	891752	1433532		10.0	15.0	20.0	25.0	
2-Chloronaphthalene	ANT	Ave	15801	65742	111051	272230	599250	0.100	0.500	1.00	2.00	5.00
			1331634	1856097	2018253	3346892		10.0	15.0	20.0	25.0	
2-Nitroaniline	ANT	Ave		16225	30577	73680	170680		0.500	1.00	2.00	5.00
			385637	539547	590613	979499		10.0	15.0	20.0	25.0	
4,6-Dinitro-2-methylphenol	PHN	Qua		+++++	10075	41478	114224		+++++	1.00	2.00	5.00
			279502	402654	451321	779174		10.0	15.0	20.0	25.0	
Dimethyl phthalate	ANT	Ave		73821	123805	304332	673264		0.500	1.00	2.00	5.00
			1492320	2134429	2323621	3812088		10.0	15.0	20.0	25.0	
2,6-Dinitrotoluene	ANT	Ave		14134	24639	65643	150622		0.500	1.00	2.00	5.00
			347105	503975	547262	911497		10.0	15.0	20.0	25.0	
1,2-Dinitrobenzene	ANT	Ave		6942	12882	36442	80082		0.500	1.00	2.00	5.00
			180513	263634	281482	478586		10.0	15.0	20.0	25.0	
Acenaphthylene	ANT	Ave	24497	108657	177599	450840	974524	0.100	0.500	1.00	2.00	5.00
			2183036	3077141	3346444	5564970		10.0	15.0	20.0	25.0	
3-Nitroaniline	ANT	Ave		16448	28111	74862	175692		0.500	1.00	2.00	5.00
			399474	566424	616911	1040846		10.0	15.0	20.0	25.0	
Acenaphthene	ANT	Ave	17062	67636	114495	275868	609422	0.100	0.500	1.00	2.00	5.00
			1340120	1838155	2007959	3139082		10.0	15.0	20.0	25.0	

FORM VI
GC/MS SEMI VOA INITIAL CALIBRATION DATA
INTERNAL STANDARD RESPONSE AND CONCENTRATION

Lab Name: TestAmerica North Canton Job No.: 240-2246-1 Analy Batch No.: 10295

SDG No.:

Instrument ID: A4HP10 GC Column: DB-624 ID: 0.18(mm) Heated Purge: (Y/N) N

Calibration Start Date: 07/29/2011 16:23 Calibration End Date: 07/29/2011 18:55 Calibration ID: 2757

ANALYTE	IS REF	CURVE TYPE	RESPONSE					CONCENTRATION (NG/UL)				
			LVL 1 LVL 6	LVL 2 LVL 7	LVL 3 LVL 8	LVL 4 LVL 9	LVL 5	LVL 6	LVL 2 LVL 7	LVL 3 LVL 8	LVL 4 LVL 9	LVL 5
2,4-Dinitrotoluene	ANT	Ave		16745	32386	88988	201198		0.500	1.00	2.00	5.00
			465415	652696	723661	1198328		10.0	15.0	20.0	25.0	
Pentachlorophenol	PHN	Qua		+++++	23609	79605	216424		+++++	2.00	4.00	10.0
			502313	777863	851761	1427608		20.0	30.0	40.0	50.0	
Dibenzofuran	ANT	Ave	22223	95137	155579	389757	847856	0.100	0.500	1.00	2.00	5.00
			1889327	2641906	2906544	4783696		10.0	15.0	20.0	25.0	
2,3,5,6-Tetrachlorophenol	ANT	Ave		11961	21993	62620	153400		0.500	1.00	2.00	5.00
			346086	506746	548333	924737		10.0	15.0	20.0	25.0	
Diethyl phthalate	ANT	Ave		71738	121569	295792	650616		0.500	1.00	2.00	5.00
			1444857	2040123	2208309	3570328		10.0	15.0	20.0	25.0	
4-Chlorophenyl phenyl ether	ANT	Ave		37829	60981	150802	333182		0.500	1.00	2.00	5.00
			735652	1045721	1137659	1864657		10.0	15.0	20.0	25.0	
4-Nitroaniline	ANT	Ave		18128	32103	82675	190419		0.500	1.00	2.00	5.00
			419279	586094	646129	1064715		10.0	15.0	20.0	25.0	
Fluorene	ANT	Ave	18345	78873	127083	331637	713869	0.100	0.500	1.00	2.00	5.00
			1577691	2216457	2398553	3874856		10.0	15.0	20.0	25.0	
N-Nitrosodiphenylamine	PHN	Ave		56360	95026	228506	491503		0.500	1.00	2.00	5.00
			1149443	1672551	1842400	3021276		10.0	15.0	20.0	25.0	
1,2-Diphenylhydrazine(as Azobenzene)	PHN	Ave		74699	122545	314697	688477		0.500	1.00	2.00	5.00
			1485845	2103454	2247710	3650647		10.0	15.0	20.0	25.0	
Azobenzene	PHN	Ave		74767	123671	314697	688875		0.500	1.00	2.00	5.00
			1485845	2103342	2247710	3651225		10.0	15.0	20.0	25.0	
4-Bromophenyl phenyl ether	PHN	Ave		18185	29555	72712	165058		0.500	1.00	2.00	5.00
			368592	532864	583397	969665		10.0	15.0	20.0	25.0	
Hexachlorobenzene	PHN	Ave	4037	18294	29954	74492	159964	0.100	0.500	1.00	2.00	5.00
			351556	514894	555896	931269		10.0	15.0	20.0	25.0	
Atrazine	PHN	Ave		18623	32225	81311	180645		0.500	1.00	2.00	5.00
			387874	549913	608404	938773		10.0	15.0	20.0	25.0	
Phenanthrene	PHN	Ave	27007	114858	186162	450097	1007095	0.100	0.500	1.00	2.00	5.00
			2221002	3168944	3411017	5485851		10.0	15.0	20.0	25.0	
Anthracene	PHN	Ave	24454	110663	183015	460264	1021965	0.100	0.500	1.00	2.00	5.00
			2251790	3241814	3527341	5654759		10.0	15.0	20.0	25.0	
Carbazole	PHN	Ave		103759	176079	428816	958933		0.500	1.00	2.00	5.00
			2114049	3019262	3255929	5366980		10.0	15.0	20.0	25.0	
Di-n-butyl phthalate	PHN	Ave		111375	182205	483289	1089353		0.500	1.00	2.00	5.00
			2377115	3426437	3742362	5669381		10.0	15.0	20.0	25.0	
Fluoranthene	PHN	Ave	26307	111846	184437	470515	1029958	0.100	0.500	1.00	2.00	5.00
			2334115	3305836	3578882	5828388		10.0	15.0	20.0	25.0	
Benzidine	CRY	Ave		38200	75799	243852	620601		0.500	1.00	2.00	5.00
			1282666	2035960	2167386	3653892		10.0	15.0	20.0	25.0	
Pyrene	CRY	Ave	26642	121532	193474	502715	1113511	0.100	0.500	1.00	2.00	5.00
			2475000	3564163	3823185	6201478		10.0	15.0	20.0	25.0	

FORM VI
GC/MS SEMI VOA INITIAL CALIBRATION DATA
INTERNAL STANDARD RESPONSE AND CONCENTRATION

Lab Name: TestAmerica North Canton Job No.: 240-2246-1 Analy Batch No.: 10295

SDG No.:

Instrument ID: A4HP10 GC Column: DB-624 ID: 0.18(mm) Heated Purge: (Y/N) N

Calibration Start Date: 07/29/2011 16:23 Calibration End Date: 07/29/2011 18:55 Calibration ID: 2757

ANALYTE	IS REF	CURVE TYPE	RESPONSE					CONCENTRATION (NG/UL)				
			LVL 1 LVL 6	LVL 2 LVL 7	LVL 3 LVL 8	LVL 4 LVL 9	LVL 5	LVL 6	LVL 2 LVL 7	LVL 3 LVL 8	LVL 4 LVL 9	LVL 5
Butyl benzyl phthalate	CRY	Ave		44283	77701	204843	464674		0.500	1.00	2.00	5.00
			1028794	1487220	1596700	2594040		10.0	15.0	20.0	25.0	
3,3'-Dimethoxybenzidine	CRY	Ave		14213	26203	92883	221184		0.500	1.00	2.00	5.00
			450826	684526	663547	1112025		10.0	15.0	20.0	25.0	
Bis(2-ethylhexyl) phthalate	CRY	Ave		64440	111903	289588	656605		0.500	1.00	2.00	5.00
			1451466	2080648	2232005	3550725		10.0	15.0	20.0	25.0	
4,4'-Methylene bis(2-chloroaniline)	CRY	Ave		15947	28332	78269	183431		0.500	1.00	2.00	5.00
			391932	588171	637879	1029309		10.0	15.0	20.0	25.0	
3,3'-Dichlorobenzidine	CRY	Ave		33436	58787	161205	367467		0.500	1.00	2.00	5.00
			795502	1183850	1274643	2086088		10.0	15.0	20.0	25.0	
Benzo[a]anthracene	CRY	Ave	26334	111560	177990	450955	1009706	0.100	0.500	1.00	2.00	5.00
			2221553	3214771	3475696	5837660		10.0	15.0	20.0	25.0	
Chrysene	CRY	Ave	25614	108114	171247	430673	952295	0.100	0.500	1.00	2.00	5.00
			2180110	3081037	3321528	5401597		10.0	15.0	20.0	25.0	
Di-n-octyl phthalate	PRY	Ave		92857	162482	447623	1074737		0.500	1.00	2.00	5.00
			2427158	3554773	3800886	6168526		10.0	15.0	20.0	25.0	
Benzo[b]fluoranthene	PRY	Ave	22212	88446	141974	416706	855375	0.100	0.500	1.00	2.00	5.00
			2007519	3074129	3133863	5322942		10.0	15.0	20.0	25.0	
Benzo[k]fluoranthene	PRY	Ave	23249	102222	178201	414966	1004435	0.100	0.500	1.00	2.00	5.00
			2174009	3035281	3453524	5560556		10.0	15.0	20.0	25.0	
Benzo[a]pyrene	PRY	Ave	18604	84091	142938	362676	850036	0.100	0.500	1.00	2.00	5.00
			1902980	2755833	2998904	5031300		10.0	15.0	20.0	25.0	
Indeno[1,2,3-cd]pyrene	PRY	Ave	18761	87653	148219	391237	907527	0.100	0.500	1.00	2.00	5.00
			2036766	2985486	3278184	5464829		10.0	15.0	20.0	25.0	
Dibenzo(a,h)anthracene	PRY	Ave	15604	70837	121749	321905	755519	0.100	0.500	1.00	2.00	5.00
			1713408	2534037	2766118	4653474		10.0	15.0	20.0	25.0	
Benzo[g,h,i]perylene	PRY	Ave	15888	71779	117900	315423	732287	0.100	0.500	1.00	2.00	5.00
			1650420	2405620	2653882	4424703		10.0	15.0	20.0	25.0	
2-Fluorophenol (Surr)	DCB	Ave		34158	55190	146473	318472		0.500	1.00	2.00	5.00
			697295	926388	997432	1749574		10.0	15.0	20.0	25.0	
Phenol-d5 (Surr)	DCB	Ave		44230	74455	189344	415046		0.500	1.00	2.00	5.00
			908132	1242891	1391595	2323723		10.0	15.0	20.0	25.0	
Nitrobenzene-d5 (Surr)	NPT	Ave	10056	39731	65205	167769	370304	0.100	0.500	1.00	2.00	5.00
			821595	1140606	1175658	2005539		10.0	15.0	20.0	25.0	
2-Fluorobiphenyl (Surr)	ANT	Ave	18246	83022	129880	316343	700565	0.100	0.500	1.00	2.00	5.00
			1538538	2178397	2389130	3902841		10.0	15.0	20.0	25.0	
2,4,6-Tribromophenol (Surr)	ANT	Ave		5646	10341	28261	65685		0.500	1.00	2.00	5.00
			148102	217479	238299	400486		10.0	15.0	20.0	25.0	
Terphenyl-d14 (Surr)	CRY	Ave	14622	67402	110644	269889	608386	0.100	0.500	1.00	2.00	5.00
			1355052	1999368	2151848	3469391		10.0	15.0	20.0	25.0	

FORM VI
GC/MS SEMI VOA INITIAL CALIBRATION DATA
INTERNAL STANDARD RESPONSE AND CONCENTRATION

Lab Name: TestAmerica North Canton Job No.: 240-2246-1 Analy Batch No.: 10295

SDG No.:

Instrument ID: A4HP10 GC Column: DB-624 ID: 0.18(mm) Heated Purge: (Y/N) N

Calibration Start Date: 07/29/2011 16:23 Calibration End Date: 07/29/2011 18:55 Calibration ID: 2757

Curve Type Legend:
Ave = Average ISTD
Qua = Quadratic ISTD

FORM VII
GC/MS SEMI VOA CONTINUING CALIBRATION DATA

Lab Name: TestAmerica North Canton Job No.: 240-2246-1

SDG No.:

Lab Sample ID: ICV 240-10295/13 Calibration Date: 07/29/2011 19:52

Instrument ID: A4HP10 Calib Start Date: 07/29/2011 16:23

GC Column: DB-624 ID: 0.18(mm) Calib End Date: 07/29/2011 18:55

Lab File ID: 0729013.D Conc. Units: ng/uL

ANALYTE	CURVE TYPE	AVE RRF	RRF	MIN RRF	CALC AMOUNT	SPIKE AMOUNT	%D	MAX %D
1,4-Dioxane	Ave	0.5859	0.5762		9.83	10.0	-1.7	30.0
N-Nitrosodimethylamine	Ave	0.9118	0.8932		9.80	10.0	-2.0	30.0
Pyridine	Ave	1.511	1.458		9.65	10.0	-3.5	30.0
Ethyl methacrylate	Ave	1.146	1.136		9.91	10.0	-0.9	30.0
3-Chloropropionitrile	Ave	0.7886	0.7708		9.78	10.0	-2.2	30.0
Malononitrile	Ave	1.619	1.605		9.91	10.0	-0.9	30.0
Benzaldehyde	Qua		0.8456	0.0100	9.26	10.0	-7.4	30.0
Phenol	Ave	1.636	1.609	0.8000	9.84	10.0	-1.6	30.0
Aniline	Ave	2.073	1.979		9.54	10.0	-4.6	30.0
Bis(2-chloroethyl)ether	Ave	1.339	1.325	0.7000	9.89	10.0	-1.1	30.0
2-Chlorophenol	Ave	1.332	1.302	0.8000	9.78	10.0	-2.2	30.0
1,3-Dichlorobenzene	Ave	1.420	1.380		9.72	10.0	-2.8	30.0
1,4-Dichlorobenzene	Ave	1.474	1.435		9.73	10.0	-2.7	30.0
Benzyl alcohol	Ave	0.8381	0.8206		9.79	10.0	-2.1	30.0
1,2-Dichlorobenzene	Ave	1.354	1.317		9.72	10.0	-2.8	30.0
2-Methylphenol	Ave	1.224	1.194	0.7000	9.76	10.0	-2.4	30.0
2,2'-oxybis[1-chloropropane]	Ave	1.717	1.633		9.51	10.0	-4.9	30.0
3 & 4 Methylphenol	Ave	1.265	1.222		9.66	10.0	-3.4	30.0
N-Nitrosodi-n-propylamine	Ave	0.9251	0.8831	0.5000	9.55	10.0	-4.5	30.0
Acetophenone	Ave	1.738	1.661	0.0100	9.56	10.0	-4.4	30.0
Hexachloroethane	Ave	0.4768	0.4754	0.3000	9.97	10.0	-0.3	30.0
Nitrobenzene	Ave	0.3605	0.3568	0.2000	9.90	10.0	-1.0	30.0
Isophorone	Ave	0.6928	0.6831	0.4000	9.86	10.0	-1.4	30.0
2,4-Dimethylphenol	Ave	0.3460	0.3361	0.2000	9.71	10.0	-2.9	30.0
2-Nitrophenol	Ave	0.1795	0.1860	0.1000	10.4	10.0	3.6	30.0
1,3,5-Trichlorobenzene	Ave	0.3265	0.3215		9.85	10.0	-1.5	30.0
Bis(2-chloroethoxy)methane	Ave	0.3935	0.3876	0.3000	9.85	10.0	-1.5	30.0
Benzoic acid	Qua		0.2098		19.9	20.0	-0.5	30.0
2,4-Dichlorophenol	Ave	0.2777	0.2787	0.2000	10.0	10.0	0.3	30.0
1,2,4-Trichlorobenzene	Ave	0.3224	0.3167		9.82	10.0	-1.8	30.0
Naphthalene	Ave	1.073	1.022	0.7000	9.52	10.0	-4.8	30.0
4-Chloroaniline	Ave	0.4485	0.4028	0.0100	8.98	10.0	-10.2	30.0
Hexachlorobutadiene	Ave	0.1545	0.1517	0.0100	9.82	10.0	-1.8	30.0
1,2,3-Trichlorobenzene	Ave	0.3022	0.2975		9.84	10.0	-1.6	30.0
Caprolactam	Ave	0.1088	0.1075	0.0100	9.88	10.0	-1.2	30.0
4-Chloro-3-methylphenol	Ave	0.2798	0.2878	0.2000	10.3	10.0	2.9	30.0
2-Methylnaphthalene	Ave	0.5907	0.5744	0.4000	9.72	10.0	-2.8	30.0
1-Methylnaphthalene	Ave	0.6785	0.6524		9.62	10.0	-3.8	30.0
1,2,3,4 -Tetrachlorobenzene	Ave	0.5122	0.5003		9.77	10.0	-2.3	30.0
Hexachlorocyclopentadiene	Ave	0.2820	0.2936	0.0500	10.4	10.0	4.1	30.0
2,4,6-Trichlorophenol	Ave	0.3420	0.3443	0.2000	10.1	10.0	0.7	30.0

FORM VII
GC/MS SEMI VOA CONTINUING CALIBRATION DATA

Lab Name: TestAmerica North Canton Job No.: 240-2246-1

SDG No.:

Lab Sample ID: ICV 240-10295/13 Calibration Date: 07/29/2011 19:52

Instrument ID: A4HP10 Calib Start Date: 07/29/2011 16:23

GC Column: DB-624 ID: 0.18(mm) Calib End Date: 07/29/2011 18:55

Lab File ID: 0729013.D Conc. Units: ng/uL

ANALYTE	CURVE TYPE	AVE RRF	RRF	MIN RRF	CALC AMOUNT	SPIKE AMOUNT	%D	MAX %D
2,4,5-Trichlorophenol	Ave	0.3575	0.3752	0.2000	10.5	10.0	5.0	30.0
~~2,4-Toluene diamine~~	Qua		0.1217		7.58	10.0	-24.2	30.0
1,1'-Biphenyl	Ave	1.440	1.344	0.0100	9.33	10.0	-6.7	30.0
1,2,3,5-Tetrachlorobenzene	Ave	0.4887	0.4760		9.74	10.0	-2.6	30.0
2-Chloronaphthalene	Ave	1.104	1.068	0.8000	9.68	10.0	-3.2	30.0
2-Nitroaniline	Ave	0.3038	0.3046	0.0100	10.0	10.0	0.2	30.0
Dimethyl phthalate	Ave	1.224	1.206	0.0100	9.85	10.0	-1.5	30.0
2,6-Dinitrotoluene	Ave	0.2715	0.2851		10.5	10.0	5.0	30.0
1,2-Dinitrobenzene	Ave	0.1421	0.1473		10.4	10.0	3.7	30.0
Acenaphthylene	Ave	1.801	1.755	0.9000	9.74	10.0	-2.6	30.0
3-Nitroaniline	Ave	0.3105	0.3139	0.0100	10.1	10.0	1.1	30.0
2,4-Dinitrophenol	Qua		0.1767	0.0100	19.7	20.0	-1.5	30.0
Acenaphthene	Ave	1.117	1.073	0.9000	9.60	10.0	-4.0	30.0
4-Nitrophenol	Ave	0.1307	0.1145		8.77	10.0	-12.3	30.0
2,4-Dinitrotoluene	Ave	0.3557	0.3709	0.2000	10.4	10.0	4.3	30.0
Dibenzofuran	Ave	1.571	1.524	0.8000	9.70	10.0	-3.0	30.0
2,3,5,6-Tetrachlorophenol	Ave	0.2635	0.2796		10.6	10.0	6.1	30.0
Diethyl phthalate	Ave	1.179	1.147	0.0100	9.73	10.0	-2.7	30.0
4-Chlorophenyl phenyl ether	Ave	0.6055	0.5996	0.4000	9.90	10.0	-1.0	30.0
4-Nitroaniline	Ave	0.3325	0.3370	0.0100	10.1	10.0	1.4	30.0
Fluorene	Ave	1.304	1.268	0.9000	9.72	10.0	-2.8	30.0
4,6-Dinitro-2-methylphenol	Qua		0.1300	0.0100	9.98	10.0	-0.2	30.0
N-Nitrosodiphenylamine	Ave	0.5703	0.5743	0.0100	10.1	10.0	0.7	30.0
1,2-Diphenylhydrazine(as Azobenzene)	Ave	0.7393	0.7262		9.82	10.0	-1.8	30.0
Azobenzene	Ave	0.7393	0.7262		9.82	10.0	-1.8	30.0
4-Bromophenyl phenyl ether	Ave	0.1827	0.1777	0.1000	9.73	10.0	-2.7	30.0
Hexachlorobenzene	Ave	0.1810	0.1749	0.1000	9.66	10.0	-3.4	30.0
Atrazine	Ave	0.1922	0.1882	0.0100	9.79	10.0	-2.1	30.0
Pentachlorophenol	Qua		0.1165	0.0500	18.9	20.0	-5.5	30.0
Phenanthrene	Ave	1.127	1.084	0.7000	9.62	10.0	-3.8	30.0
Anthracene	Ave	1.123	1.108	0.7000	9.86	10.0	-1.4	30.0
Carbazole	Ave	1.048	1.031	0.0100	9.84	10.0	-1.6	30.0
Di-n-butyl phthalate	Ave	1.157	1.167	0.0100	10.1	10.0	0.9	30.0
Fluoranthene	Ave	1.152	1.131	0.6000	9.82	10.0	-1.8	30.0
Benzidine	Ave	0.5988	0.5901		9.85	10.0	-1.5	30.0
Pyrene	Ave	1.212	1.183	0.6000	9.75	10.0	-2.5	30.0
Butyl benzyl phthalate	Ave	0.4886	0.4950	0.0100	10.1	10.0	1.3	30.0
3,3'-Dimethoxybenzidine	Ave	0.2044	0.1922		9.40	10.0	-6.0	30.0
Bis(2-ethylhexyl) phthalate	Ave	0.6896	0.6839	0.0100	9.92	10.0	-0.8	30.0
4,4'-Methylene bis(2-chloroaniline)	Ave	0.1880	0.1943		10.3	10.0	3.3	30.0

FORM VII
GC/MS SEMI VOA CONTINUING CALIBRATION DATA

Lab Name: TestAmerica North Canton Job No.: 240-2246-1

SDG No.:

Lab Sample ID: ICV 240-10295/13 Calibration Date: 07/29/2011 19:52

Instrument ID: A4HP10 Calib Start Date: 07/29/2011 16:23

GC Column: DB-624 ID: 0.18(mm) Calib End Date: 07/29/2011 18:55

Lab File ID: 0729013.D Conc. Units: ng/uL

ANALYTE	CURVE TYPE	AVE RRF	RRF	MIN RRF	CALC AMOUNT	SPIKE AMOUNT	%D	MAX %D
3,3'-Dichlorobenzidine	Ave	0.3827	0.3950	0.0100	10.3	10.0	3.2	30.0
Benzo[a]anthracene	Ave	1.116	1.068	0.8000	9.56	10.0	-4.4	30.0
Chrysene	Ave	1.070	1.024	0.7000	9.57	10.0	-4.3	30.0
Di-n-octyl phthalate	Ave	1.364	1.418	0.0100	10.4	10.0	4.0	30.0
Benzo[b]fluoranthene	Ave	1.195	1.246	0.7000	10.4	10.0	4.3	30.0
Benzo[k]fluoranthene	Ave	1.300	1.224	0.7000	9.42	10.0	-5.8	30.0
Benzo[a]pyrene	Ave	1.112	1.128	0.7000	10.1	10.0	1.4	30.0
Indeno[1,2,3-cd]pyrene	Ave	1.183	1.205	0.5000	10.2	10.0	1.9	30.0
Dibenzo(a,h)anthracene	Ave	0.9870	1.015	0.4000	10.3	10.0	2.9	30.0
Benzo[g,h,i]perylene	Ave	0.9606	0.9701	0.5000	10.1	10.0	1.0	30.0
2-Fluorophenol (Surr)	Ave	1.177	1.177		10.0	10.0	0.0	30.0
Phenol-d5 (Surr)	Ave	1.560	1.509		9.67	10.0	-3.3	30.0
Nitrobenzene-d5 (Surr)	Ave	0.3923	0.3882		9.90	10.0	-1.0	30.0
2-Fluorobiphenyl (Surr)	Ave	1.299	1.246		9.59	10.0	-4.1	30.0
2,4,6-Tribromophenol (Surr)	Ave	0.1162	0.1191		10.3	10.0	2.5	30.0
Terphenyl-d14 (Surr)	Ave	0.6719	0.6497		9.67	10.0	-3.3	30.0

FORM V
GC/MS SEMI VOA INSTRUMENT PERFORMANCE CHECK
DECAFLUOROTRIPHENYLPHOSPHINE (DFTPP)

Lab Name: TestAmerica North Canton Job No.: 240-2246-1

SDG No.:

Lab File ID: 0801001.D DFTPP Injection Date: 08/01/2011

Instrument ID: A4HP10 DFTPP Injection Time: 10:53

Analysis Batch No.: 10393

M/E	ION ABUNDANCE CRITERIA	% RELATIVE ABUNDANCE	
51	30.0- 80.0% of mass 198	37.2	
68	Less than 2.0% of mass 69	0.0	(0.0)1
69	Mass 69 relative abundance	39.0	
70	Less than 2.0% of mass 69	0.2	(0.5)1
127	25.0 - 75.0% of mass 198	47.9	
197	Less than 1.0% of mass 198	0.0	
198	Base Peak, 100% relative abundance	100.0	
199	5.0 to 9.0% of mass 198	6.9	
275	10.0- 30.0% of mass 198	24.1	
365	Greater than 0.75% of mass 198	2.4	
441	Present, but less than mass 443	10.7	
442	40.0 - 110.0% of mass 198	72.5	
443	15.0 - 24.0% of mass 442	13.7	(18.8)2

1-Value is % mass 69 2-Value is % mass 442

THIS CHECK APPLIES TO THE FOLLOWING SAMPLES, MS, MSD, BLANKS AND STANDARDS:

CLIENT SAMPLE ID	LAB SAMPLE ID	LAB FILE ID	DATE ANALYZED	TIME ANALYZED
	CCV 240-10393/2	0801002.D	08/01/2011	11:11
	MB 240-9978/16-A	0801006.D	08/01/2011	12:25
	LCS 240-9978/17-A	0801007.D	08/01/2011	12:44
MRC-MW110A-072611	240-2246-2	0801010.D	08/01/2011	13:39
MRC-MW110B-072611	240-2246-3	0801011.D	08/01/2011	13:58

FORM VII
GC/MS SEMI VOA CONTINUING CALIBRATION DATA

Lab Name: TestAmerica North Canton Job No.: 240-2246-1

SDG No.:

Lab Sample ID: CCV 240-10393/2 Calibration Date: 08/01/2011 11:11

Instrument ID: A4HP10 Calib Start Date: 07/29/2011 16:23

GC Column: DB-624 ID: 0.18(mm) Calib End Date: 07/29/2011 18:55

Lab File ID: 0801002.D Conc. Units: ng/uL

ANALYTE	CURVE TYPE	AVE RRF	RRF	MIN RRF	CALC AMOUNT	SPIKE AMOUNT	%D	MAX %D
1,4-Dioxane	Ave	0.5859	0.5566		9.50	10.0	-5.0	20.0
N-Nitrosodimethylamine	Ave	0.9118	0.8946		9.81	10.0	-1.9	20.0
Pyridine	Ave	1.511	1.508		9.98	10.0	-0.2	20.0
Ethyl methacrylate	Ave	1.146	1.120		9.77	10.0	-2.3	20.0
3-Chloropropionitrile	Ave	0.7886	0.7522		9.54	10.0	-4.6	20.0
Malononitrile	Ave	1.619	1.606		9.92	10.0	-0.8	20.0
Benzaldehyde	Qua		0.8725	0.0100	9.64	10.0	-3.6	20.0
Phenol	Ave	1.636	1.637	0.8000	10.0	10.0	0.0	20.0
Aniline	Ave	2.073	2.063		9.95	10.0	-0.5	20.0
Bis(2-chloroethyl)ether	Ave	1.339	1.315	0.7000	9.82	10.0	-1.8	20.0
2-Chlorophenol	Ave	1.332	1.353	0.8000	10.2	10.0	1.6	20.0
1,3-Dichlorobenzene	Ave	1.420	1.438		10.1	10.0	1.3	20.0
1,4-Dichlorobenzene	Ave	1.474	1.491		10.1	10.0	1.1	20.0
Benzyl alcohol	Ave	0.8381	0.8278		9.88	10.0	-1.2	20.0
1,2-Dichlorobenzene	Ave	1.354	1.379		10.2	10.0	1.8	20.0
2-Methylphenol	Ave	1.224	1.254	0.7000	10.2	10.0	2.5	20.0
2,2'-oxybis[1-chloropropane]	Ave	1.717	1.650		9.61	10.0	-3.9	20.0
3 & 4 Methylphenol	Ave	1.265	1.290		10.2	10.0	2.0	20.0
N-Nitrosodi-n-propylamine	Ave	0.9251	0.9101	0.5000	9.84	10.0	-1.6	20.0
Acetophenone	Ave	1.738	1.719	0.0100	9.89	10.0	-1.1	20.0
Hexachloroethane	Ave	0.4768	0.4910	0.3000	10.3	10.0	3.0	20.0
Nitrobenzene	Ave	0.3605	0.3700	0.2000	10.3	10.0	2.6	20.0
Isophorone	Ave	0.6928	0.7076	0.4000	10.2	10.0	2.1	20.0
2-Nitrophenol	Ave	0.1795	0.2079	0.1000	11.6	10.0	15.8	20.0
2,4-Dimethylphenol	Ave	0.3460	0.3535	0.2000	10.2	10.0	2.2	20.0
1,3,5-Trichlorobenzene	Ave	0.3265	0.3403		10.4	10.0	4.2	20.0
Bis(2-chloroethoxy)methane	Ave	0.3935	0.3956	0.3000	10.1	10.0	0.5	20.0
Benzoic acid	Qua		0.2380		22.0	20.0	10.0	20.0
2,4-Dichlorophenol	Ave	0.2777	0.2976	0.2000	10.7	10.0	7.2	20.0
1,2,4-Trichlorobenzene	Ave	0.3224	0.3352		10.4	10.0	4.0	20.0
Naphthalene	Ave	1.073	1.060	0.7000	9.87	10.0	-1.3	20.0
4-Chloroaniline	Ave	0.4485	0.4643	0.0100	10.4	10.0	3.5	20.0
Hexachlorobutadiene	Ave	0.1545	0.1598	0.0100	10.3	10.0	3.4	20.0
1,2,3-Trichlorobenzene	Ave	0.3022	0.3104		10.3	10.0	2.7	20.0
Caprolactam	Ave	0.1088	0.1132	0.0100	10.4	10.0	4.1	20.0
4-Chloro-3-methylphenol	Ave	0.2798	0.2956	0.2000	10.6	10.0	5.6	20.0
2-Methylnaphthalene	Ave	0.5907	0.5898	0.4000	9.98	10.0	-0.2	20.0
1-Methylnaphthalene	Ave	0.6785	0.6763		9.97	10.0	-0.3	20.0
1,2,3,4 -Tetrachlorobenzene	Ave	0.5122	0.5307		10.4	10.0	3.6	20.0
Hexachlorocyclopentadiene	Ave	0.2820	0.3182	0.0500	11.3	10.0	12.8	20.0
2,4,6-Trichlorophenol	Ave	0.3420	0.3716	0.2000	10.9	10.0	8.7	20.0

FORM VII
GC/MS SEMI VOA CONTINUING CALIBRATION DATA

Lab Name: TestAmerica North Canton Job No.: 240-2246-1

SDG No.:

Lab Sample ID: CCV 240-10393/2 Calibration Date: 08/01/2011 11:11

Instrument ID: A4HP10 Calib Start Date: 07/29/2011 16:23

GC Column: DB-624 ID: 0.18(mm) Calib End Date: 07/29/2011 18:55

Lab File ID: 0801002.D Conc. Units: ng/uL

ANALYTE	CURVE TYPE	AVE RRF	RRF	MIN RRF	CALC AMOUNT	SPIKE AMOUNT	%D	MAX %D
2,4,5-Trichlorophenol	Ave	0.3575	0.3749	0.2000	10.5	10.0	4.9	20.0
2,4-Toluene diamine	Qua		0.1666		11.4	10.0	14.0	20.0
1,1'-Biphenyl	Ave	1.440	1.437	0.0100	9.98	10.0	-0.2	20.0
1,2,3,5-Tetrachlorobenzene	Ave	0.4887	0.4995		10.2	10.0	2.2	20.0
2-Chloronaphthalene	Ave	1.104	1.123	0.8000	10.2	10.0	1.8	20.0
2-Nitroaniline	Ave	0.3038	0.3177	0.0100	10.5	10.0	4.6	20.0
Dimethyl phthalate	Ave	1.224	1.250	0.0100	10.2	10.0	2.1	20.0
2,6-Dinitrotoluene	Ave	0.2715	0.2986		11.0	10.0	10.0	20.0
1,2-Dinitrobenzene	Ave	0.1421	0.1574		11.1	10.0	10.8	20.0
Acenaphthylene	Ave	1.801	1.847	0.9000	10.3	10.0	2.5	20.0
3-Nitroaniline	Ave	0.3105	0.3437	0.0100	11.1	10.0	10.7	20.0
Acenaphthene	Ave	1.117	1.119	0.9000	10.0	10.0	0.1	20.0
2,4-Dinitrophenol	Qua		0.2254	0.0100	24.4	20.0	22.0*	20.0
4-Nitrophenol	Ave	0.1307	0.1533		11.7	10.0	17.3	20.0
2,4-Dinitrotoluene	Ave	0.3557	0.3958	0.2000	11.1	10.0	11.3	20.0
Dibenzofuran	Ave	1.571	1.591	0.8000	10.1	10.0	1.3	20.0
2,3,5,6-Tetrachlorophenol	Ave	0.2635	0.3052		11.6	10.0	15.8	20.0
Diethyl phthalate	Ave	1.179	1.188	0.0100	10.1	10.0	0.7	20.0
4-Chlorophenyl phenyl ether	Ave	0.6055	0.6192	0.4000	10.2	10.0	2.3	20.0
Fluorene	Ave	1.304	1.332	0.9000	10.2	10.0	2.1	20.0
4-Nitroaniline	Ave	0.3325	0.3607	0.0100	10.8	10.0	8.5	20.0
4,6-Dinitro-2-methylphenol	Qua		0.1584	0.0100	11.9	10.0	19.0	20.0
N-Nitrosodiphenylamine	Ave	0.5703	0.5917	0.0100	10.4	10.0	3.8	20.0
1,2-Diphenylhydrazine(as Azobenzene)	Ave	0.7393	0.7349		9.94	10.0	-0.6	20.0
Azobenzene	Ave	0.7393	0.7349		9.94	10.0	-0.6	20.0
4-Bromophenyl phenyl ether	Ave	0.1827	0.1883	0.1000	10.3	10.0	3.0	20.0
Hexachlorobenzene	Ave	0.1810	0.1827	0.1000	10.1	10.0	0.9	20.0
Atrazine	Ave	0.1922	0.2038	0.0100	10.6	10.0	6.1	20.0
Pentachlorophenol	Qua		0.1435	0.0500	22.8	20.0	14.0	20.0
Phenanthrene	Ave	1.127	1.148	0.7000	10.2	10.0	1.9	20.0
Anthracene	Ave	1.123	1.173	0.7000	10.4	10.0	4.4	20.0
Carbazole	Ave	1.048	1.082	0.0100	10.3	10.0	3.3	20.0
Di-n-butyl phthalate	Ave	1.157	1.227	0.0100	10.6	10.0	6.0	20.0
Fluoranthene	Ave	1.152	1.197	0.6000	10.4	10.0	3.9	20.0
~~Benzidine~~	Ave	0.5988	0.7192		12.0	10.0	~~20.1*~~	20.0
Pyrene	Ave	1.212	1.221	0.6000	10.1	10.0	0.7	20.0
Butyl benzyl phthalate	Ave	0.4886	0.5196	0.0100	10.6	10.0	6.3	20.0
~~3,3'-Dimethoxybenzidine~~	Ave	0.2044	0.2604		12.7	10.0	~~27.4*~~	20.0
Bis(2-ethylhexyl) phthalate	Ave	0.6896	0.7221	0.0100	10.5	10.0	4.7	20.0
4,4'-Methylene bis(2-chloroaniline)	Ave	0.1880	0.2072		11.0	10.0	10.2	20.0

FORM VII
GC/MS SEMI VOA CONTINUING CALIBRATION DATA

Lab Name: TestAmerica North Canton Job No.: 240-2246-1

SDG No.:

Lab Sample ID: CCV 240-10393/2 Calibration Date: 08/01/2011 11:11

Instrument ID: A4HP10 Calib Start Date: 07/29/2011 16:23

GC Column: DB-624 ID: 0.18(mm) Calib End Date: 07/29/2011 18:55

Lab File ID: 0801002.D Conc. Units: ng/uL

ANALYTE	CURVE TYPE	AVE RRF	RRF	MIN RRF	CALC AMOUNT	SPIKE AMOUNT	%D	MAX %D
3,3'-Dichlorobenzidine	Ave	0.3827	0.4154	0.0100	10.9	10.0	8.5	20.0
Benzo[a]anthracene	Ave	1.116	1.119	0.8000	10.0	10.0	0.2	20.0
Chrysene	Ave	1.070	1.059	0.7000	9.90	10.0	-1.0	20.0
Di-n-octyl phthalate	Ave	1.364	1.482	0.0100	10.9	10.0	8.6	20.0
Benzo[b]fluoranthene	Ave	1.195	1.270	0.7000	10.6	10.0	6.2	20.0
Benzo[k]fluoranthene	Ave	1.300	1.260	0.7000	9.69	10.0	-3.1	20.0
Benzo[a]pyrene	Ave	1.112	1.155	0.7000	10.4	10.0	3.8	20.0
Indeno[1,2,3-cd]pyrene	Ave	1.183	1.259	0.5000	10.6	10.0	6.4	20.0
Dibenzo(a,h)anthracene	Ave	0.9870	1.061	0.4000	10.8	10.0	7.5	20.0
Benzo[g,h,i]perylene	Ave	0.9606	1.028	0.5000	10.7	10.0	7.0	20.0
2-Fluorophenol (Surr)	Ave	1.177	1.186		10.1	10.0	0.8	20.0
Phenol-d5 (Surr)	Ave	1.560	1.567		10.0	10.0	0.5	20.0
Nitrobenzene-d5 (Surr)	Ave	0.3923	0.3723		9.49	10.0	-5.1	20.0
2-Fluorobiphenyl (Surr)	Ave	1.299	1.296		9.98	10.0	-0.2	20.0
2,4,6-Tribromophenol (Surr)	Ave	0.1162	0.1296		11.2	10.0	11.5	20.0
Terphenyl-d14 (Surr)	Ave	0.6719	0.6885		10.2	10.0	2.5	20.0

FORM IV
GC/MS SEMI VOA METHOD BLANK SUMMARY

Lab Name: TestAmerica North Canton Job No.: 240-2246-1

SDG No.:

Lab File ID: 0801006.D Lab Sample ID: MB 240-9978/16-A

Matrix: Water Date Extracted: 07/27/2011 14:35

Instrument ID: A4HP10 Date Analyzed: 08/01/2011 12:25

Level:(Low/Med) Low

THIS METHOD BLANK APPLIES TO THE FOLLOWING SAMPLES:

CLIENT SAMPLE ID	LAB SAMPLE ID	LAB FILE ID	DATE ANALYZED
	LCS 240-9978/17-A	0801007.D	08/01/2011 12:44
MRC-MW110A-072611	240-2246-2	0801010.D	08/01/2011 13:39
MRC-MW110B-072611	240-2246-3	0801011.D	08/01/2011 13:58

FORM I
GC/MS SEMI VOA ORGANICS ANALYSIS DATA SHEET

Lab Name: TestAmerica North Canton | Job No.: 240-2246-1

SDG No.:

Client Sample ID: | Lab Sample ID: MB 240-9978/16-A

Matrix: Water | Lab File ID: 0801006.D

Analysis Method: 8270D | Date Collected:

Extract. Method: 3510C | Date Extracted: 07/27/2011 14:35

Sample wt/vol: 1000(mL) | Date Analyzed: 08/01/2011 12:25

Con. Extract Vol.: 2(mL) | Dilution Factor: 1

Injection Volume: 1(uL) | Level: (low/med) Low

% Moisture: | GPC Cleanup:(Y/N) N

Analysis Batch No.: 10393 | Units: ug/L

CAS NO.	COMPOUND NAME	RESULT	Q	RL	MDL
83-32-9	Acenaphthene	0.20	U	0.20	0.10
208-96-8	Acenaphthylene	0.20	U	0.20	0.10
98-86-2	Acetophenone	1.0	U	1.0	0.34
120-12-7	Anthracene	0.20	U	0.20	0.10
1912-24-9	Atrazine	1.0	U	1.0	0.34
100-52-7	Benzaldehyde	1.0	U	1.0	0.39
56-55-3	Benzo[a]anthracene	0.20	U	0.20	0.10
50-32-8	Benzo[a]pyrene	0.20	U	0.20	0.10
205-99-2	Benzo[b]fluoranthene	0.20	U	0.20	0.10
191-24-2	Benzo[g,h,i]perylene	0.20	U	0.20	0.10
207-08-9	Benzo[k]fluoranthene	0.20	U	0.20	0.10
92-52-4	1,1'-Biphenyl	1.0	U	1.0	0.80
111-91-1	Bis(2-chloroethoxy)methane	1.0	U	1.0	0.32
111-44-4	Bis(2-chloroethyl)ether	1.0	U	1.0	0.10
117-81-7	Bis(2-ethylhexyl) phthalate	2.0	U	2.0	0.80
101-55-3	4-Bromophenyl phenyl ether	2.0	U	2.0	0.80
85-68-7	Butyl benzyl phthalate	1.0	U	1.0	0.80
105-60-2	Caprolactam	5.0	U	5.0	0.80
86-74-8	Carbazole	1.0	U	1.0	0.28
106-47-8	4-Chloroaniline	2.0	U	2.0	0.80
59-50-7	4-Chloro-3-methylphenol	2.0	U	2.0	0.80
91-58-7	2-Chloronaphthalene	1.0	U	1.0	0.10
95-57-8	2-Chlorophenol	1.0	U	1.0	0.29
7005-72-3	4-Chlorophenyl phenyl ether	2.0	U	2.0	0.30
218-01-9	Chrysene	0.20	U	0.20	0.10
53-70-3	Dibenzo(a,h)anthracene	0.20	U	0.20	0.10
132-64-9	Dibenzofuran	1.0	U	1.0	0.10
91-94-1	3,3'-Dichlorobenzidine	5.0	U	5.0	0.37
120-83-2	2,4-Dichlorophenol	2.0	U	2.0	0.80
84-66-2	Diethyl phthalate	1.0	U	1.0	0.60
105-67-9	2,4-Dimethylphenol	2.0	U	2.0	0.80
131-11-3	Dimethyl phthalate	1.0	U	1.0	0.29
84-74-2	Di-n-butyl phthalate	1.0	U	1.0	0.67
534-52-1	4,6-Dinitro-2-methylphenol	5.0	U	5.0	2.4

FORM I
GC/MS SEMI VOA ORGANICS ANALYSIS DATA SHEET

Lab Name: TestAmerica North Canton | Job No.: 240-2246-1

SDG No.:

Client Sample ID: | Lab Sample ID: MB 240-9978/16-A

Matrix: Water | Lab File ID: 0801006.D

Analysis Method: 8270D | Date Collected:

Extract. Method: 3510C | Date Extracted: 07/27/2011 14:35

Sample wt/vol: 1000(mL) | Date Analyzed: 08/01/2011 12:25

Con. Extract Vol.: 2(mL) | Dilution Factor: 1

Injection Volume: 1(uL) | Level: (low/med) Low

% Moisture: | GPC Cleanup:(Y/N) N

Analysis Batch No.: 10393 | Units: ug/L

CAS NO.	COMPOUND NAME	RESULT	Q	RL	MDL
51-28-5	2,4-Dinitrophenol	5.0	U	5.0	2.4
121-14-2	2,4-Dinitrotoluene	5.0	U	5.0	0.27
606-20-2	2,6-Dinitrotoluene	5.0	U	5.0	0.80
117-84-0	Di-n-octyl phthalate	1.0	U	1.0	0.80
206-44-0	Fluoranthene	0.20	U	0.20	0.10
86-73-7	Fluorene	0.20	U	0.20	0.10
118-74-1	Hexachlorobenzene	0.20	U	0.20	0.10
87-68-3	Hexachlorobutadiene	1.0	U	1.0	0.27
77-47-4	Hexachlorocyclopentadiene	10	U	10	0.80
67-72-1	Hexachloroethane	1.0	U	1.0	0.80
193-39-5	Indeno[1,2,3-cd]pyrene	0.20	U	0.20	0.10
78-59-1	Isophorone	1.0	U	1.0	0.27
91-57-6	2-Methylnaphthalene	0.20	U	0.20	0.10
95-48-7	2-Methylphenol	1.0	U	1.0	0.80
123-91-1	1,4-Dioxane	1.0	U	1.0	0.49
15831-10-4	3 & 4 Methylphenol	2.0	U	2.0	0.75
91-20-3	Naphthalene	0.20	U	0.20	0.10
88-74-4	2-Nitroaniline	2.0	U	2.0	0.80
99-09-2	3-Nitroaniline	2.0	U	2.0	0.28
100-01-6	4-Nitroaniline	2.0	U	2.0	0.80
98-95-3	Nitrobenzene	1.0	U	1.0	0.040
88-75-5	2-Nitrophenol	2.0	U	2.0	0.28
100-02-7	4-Nitrophenol	5.0	U	5.0	2.4
621-64-7	N-Nitrosodi-n-propylamine	1.0	U	1.0	0.80
86-30-6	N-Nitrosodiphenylamine	1.0	U	1.0	0.31
108-60-1	2,2'-oxybis[1-chloropropane]	1.0	U	1.0	0.40
87-86-5	Pentachlorophenol	5.0	U	5.0	2.4
85-01-8	Phenanthrene	0.20	U	0.20	0.10
108-95-2	Phenol	1.0	U	1.0	0.60
129-00-0	Pyrene	0.20	U	0.20	0.10
95-95-4	2,4,5-Trichlorophenol	5.0	U	5.0	0.30
88-06-2	2,4,6-Trichlorophenol	5.0	U	5.0	0.80
62-75-9	N-Nitrosodimethylamine	1.0	U	1.0	0.31

FORM I
GC/MS SEMI VOA ORGANICS ANALYSIS DATA SHEET

Lab Name: TestAmerica North Canton Job No.: 240-2246-1

SDG No.:

Client Sample ID: Lab Sample ID: MB 240-9978/16-A

Matrix: Water Lab File ID: 0801006.D

Analysis Method: 8270D Date Collected:

Extract. Method: 3510C Date Extracted: 07/27/2011 14:35

Sample wt/vol: 1000(mL) Date Analyzed: 08/01/2011 12:25

Con. Extract Vol.: 2(mL) Dilution Factor: 1

Injection Volume: 1(uL) Level: (low/med) Low

% Moisture: GPC Cleanup:(Y/N) N

Analysis Batch No.: 10393 Units: ug/L

CAS NO.	SURROGATE	%REC	Q	LIMITS
321-60-8	2-Fluorobiphenyl (Surr)	59		28-110
367-12-4	2-Fluorophenol (Surr)	49		10-110
4165-60-0	Nitrobenzene-d5 (Surr)	61		27-111
4165-62-2	Phenol-d5 (Surr)	37		10-110
1718-51-0	Terphenyl-d14 (Surr)	82		37-119
118-79-6	2,4,6-Tribromophenol (Surr)	63		22-120

FORM III
GC/MS SEMI VOA LAB CONTROL SAMPLE RECOVERY

Lab Name: TestAmerica North Canton Job No.: 240-2246-1

SDG No.:

Matrix: Water Level: Low Lab File ID: 0801007.D

Lab ID: LCS 240-9978/17-A Client ID:

COMPOUND	SPIKE ADDED (ug/L)	LCS CONCENTRATION (ug/L)	LCS % REC	QC LIMITS REC	#
Acenaphthene	20.0	10.7	54	40-110	
Acenaphthylene	20.0	10.9	55	43-110	
Acetophenone	20.0	10.9	55	50-130	
Anthracene	20.0	11.5	57	54-114	
Atrazine	20.0	12.2	61	50-130	
Benzaldehyde	20.0	11.9	59	10-130	
Benzo[a]anthracene	20.0	12.6	63	55-115	
Benzo[a]pyrene	20.0	11.8	59	43-116	
Benzo[b]fluoranthene	20.0	13.5	67	43-122	
Benzo[g,h,i]perylene	20.0	14.3	71	45-120	
Benzo[k]fluoranthene	20.0	12.2	61	43-124	
1,1'-Biphenyl	20.0	10.0	50	50-130	
Bis(2-chloroethoxy)methane	20.0	11.8	59	39-110	
Bis(2-chloroethyl)ether	20.0	11.5	57	34-113	
Bis(2-ethylhexyl) phthalate	20.0	14.4	72	36-163	
4-Bromophenyl phenyl ether	20.0	11.5	58	51-114	
Butyl benzyl phthalate	20.0	12.8	64	53-126	
Caprolactam	20.0	2.66 J	13	50-130	*
Carbazole	20.0	11.3	57	53-120	
4-Chloroaniline	20.0	6.88	34	10-110	
4-Chloro-3-methylphenol	20.0	12.7	63	39-110	
2-Chloronaphthalene	20.0	10.4	52	39-110	
2-Chlorophenol	20.0	11.6	58	27-110	
4-Chlorophenyl phenyl ether	20.0	11.6	58	50-115	
Chrysene	20.0	13.2	66	55-115	
Dibenzo(a,h)anthracene	20.0	14.1	71	46-122	
Dibenzofuran	20.0	11.0	55	46-111	
3,3'-Dichlorobenzidine	20.0	9.26	46	19-110	
2,4-Dichlorophenol	20.0	12.2	61	33-110	
Diethyl phthalate	20.0	11.6	58	33-134	
2,4-Dimethylphenol	20.0	11.7	59	12-110	
Dimethyl phthalate	20.0	11.4	57	15-143	
Di-n-butyl phthalate	20.0	12.4	62	55-122	
4,6-Dinitro-2-methylphenol	20.0	9.80	49	28-112	
2,4-Dinitrophenol	20.0	7.08	35	17-112	
2,4-Dinitrotoluene	20.0	12.7	64	52-123	
2,6-Dinitrotoluene	20.0	12.9	64	52-119	
Di-n-octyl phthalate	20.0	13.9	69	44-128	
Fluoranthene	20.0	12.3	62	54-122	
Fluorene	20.0	11.0	55	47-112	
Hexachlorobenzene	20.0	12.1	61	51-112	
Hexachlorobutadiene	20.0	9.94	50	13-110	

Column to be used to flag recovery and RPD values

FORM III 8270D

FORM III
GC/MS SEMI VOA LAB CONTROL SAMPLE RECOVERY

Lab Name: TestAmerica North Canton Job No.: 240-2246-1

SDG No.:

Matrix: Water Level: Low Lab File ID: 0801007.D

Lab ID: LCS 240-9978/17-A Client ID:

COMPOUND	SPIKE ADDED (ug/L)	LCS CONCENTRATION (ug/L)	LCS % REC	QC LIMITS REC	#
Hexachlorocyclopentadiene	20.0	9.66 J	48	10-110	
Hexachloroethane	20.0	9.36	47	12-110	
Indeno[1,2,3-cd]pyrene	20.0	13.7	68	46-121	
Isophorone	20.0	11.8	59	44-128	
2-Methylnaphthalene	20.0	13.0	65	35-110	
2-Methylphenol	20.0	12.1	60	30-110	
1,4-Dioxane	20.0	6.16	31	10-110	
3 & 4 Methylphenol	40.0	23.6	59	32-110	
Naphthalene	20.0	10.5	52	31-110	
2-Nitroaniline	20.0	11.9	60	43-130	
3-Nitroaniline	20.0	12.3	61	45-116	
4-Nitroaniline	20.0	12.3	61	45-120	
Nitrobenzene	20.0	11.8	59	37-115	
2-Nitrophenol	20.0	12.7	63	29-110	
4-Nitrophenol	20.0	6.78	34	12-130	
N-Nitrosodi-n-propylamine	20.0	11.9	60	37-121	
N-Nitrosodiphenylamine	20.0	11.1	56	53-113	
2,2'-oxybis[1-chloropropane]	20.0	11.8	59	25-128	
Pentachlorophenol	20.0	10.0	50	26-110	
Phenanthrene	20.0	11.1	56	52-114	
Phenol	20.0	8.50	43	14-112	
Pyrene	20.0	11.8	59	55-120	
2,4,5-Trichlorophenol	20.0	11.1	56	39-110	
2,4,6-Trichlorophenol	20.0	11.4	57	35-110	
N-Nitrosodimethylamine	20.0	7.86	39	10-130	

Column to be used to flag recovery and RPD values

FORM III 8270D

FORM II
GC/MS SEMI VOA SURROGATE RECOVERY

Lab Name: TestAmerica North Canton Job No.: 240-2246-1

SDG No.:

Matrix: Water Level: Low

GC Column (1): DB-624 ID: 0.18 (mm)

Client Sample ID	Lab Sample ID	2FP	#	PHL	#	NBZ	#	FBP	#	TBP	#	TPH	#
MRC-MW110A-072611	240-2246-2	43		27		62		62		73		47	
MRC-MW110B-072611	240-2246-3	35		22		55		56		64		71	
	MB 240-9978/16-A	49		37		61		59		63		82	
	LCS 240-9978/17-A	60		46		62		57		68		84	

	QC LIMITS
2FP = 2-Fluorophenol (Surr)	10-110
PHL = Phenol-d5 (Surr)	10-110
NBZ = Nitrobenzene-d5 (Surr)	27-111
FBP = 2-Fluorobiphenyl (Surr)	28-110
TBP = 2,4,6-Tribromophenol (Surr)	22-120
TPH = Terphenyl-d14 (Surr)	37-119

Column to be used to flag recovery values

FORM II 8270D

FORM VIII
GC/MS SEMI VOA INTERNAL STANDARD AREA AND RETENTION TIME SUMMARY

Lab Name: TestAmerica North Canton Job No.: 240-2246-1

SDG No.:

Sample No.: STD6 240-10295/10 Date Analyzed: 07/29/2011 18:55

Instrument ID: A4HP10 GC Column: DB-624 ID: 0.18(mm)

Lab File ID (Standard): 0729010.D Heated Purge: (Y/N) N

Calibration ID: 2757

		DCB		NPT		ANT	
		AREA #	RT #	AREA #	RT #	AREA #	RT #
INITIAL CALIBRATION MID-POINT		233343	3.41	830345	4.30	490507	5.56
UPPER LIMIT		466686	3.91	1660690	4.80	981014	6.06
LOWER LIMIT		116672	2.91	415173	3.80	245254	5.06
LAB SAMPLE ID	CLIENT SAMPLE ID						
ICV 240-10295/13		304468	3.41	1072105	4.30	633773	5.56
CCV 240-10393/2 CCVIS		256859	3.32	911418	4.21	538247	5.48

DCB = 1,4-Dichlorobenzene-d4
NPT = Naphthalene-d8
ANT = Acenaphthene-d10

Area Limit = 50%-200% of internal standard area
RT Limit = ± 0.5 minutes of internal standard RT

Column used to flag values outside QC limits

FORM VIII 8270D

FORM VIII
GC/MS SEMI VOA INTERNAL STANDARD AREA AND RETENTION TIME SUMMARY

Lab Name: TestAmerica North Canton Job No.: 240-2246-1

SDG No.:

Sample No.: STD6 240-10295/10 Date Analyzed: 07/29/2011 18:55

Instrument ID: A4HP10 GC Column: DB-624 ID: 0.18 (mm)

Lab File ID (Standard): 0729010.D Heated Purge: (Y/N) N

Calibration ID: 2757

		PHN		CRY		PRY	
		AREA #	RT #	AREA #	RT #	AREA #	RT #
INITIAL CALIBRATION MID-POINT		812874	6.64	825456	8.61	674501	9.95
UPPER LIMIT		1625748	7.14	1650912	9.11	1349002	10.45
LOWER LIMIT		406437	6.14	412728	8.11	337251	9.45
LAB SAMPLE ID	CLIENT SAMPLE ID						
ICV 240-10295/13		1044404	6.65	1070728	8.61	876468	9.95
CCV 240-10393/2 CCVIS		886664	6.56	916212	8.52	773757	9.79

PHN = Phenanthrene-d10
CRY = Chrysene-d12
PRY = Perylene-d12

Area Limit = 50%-200% of internal standard area
RT Limit = ± 0.5 minutes of internal standard RT

Column used to flag values outside QC limits

FORM VIII 8270D

FORM VIII
GC/MS SEMI VOA INTERNAL STANDARD AREA AND RETENTION TIME SUMMARY

Lab Name: TestAmerica North Canton Job No.: 240-2246-1

SDG No.:

Sample No.: CCV 240-10393/2 Date Analyzed: 08/01/2011 11:11

Instrument ID: A4HP10 GC Column: DB-624 ID: 0.18(mm)

Lab File ID (Standard): 0801002.D Heated Purge: (Y/N) N

Calibration ID: 2779

		DCB		NPT		ANT	
		AREA #	RT #	AREA #	RT #	AREA #	RT #
12/24 HOUR STD		256859	3.32	911418	4.21	538247	5.48
UPPER LIMIT		513718	3.82	1822836	4.71	1076494	5.98
LOWER LIMIT		128430	2.82	455709	3.71	269124	4.98
LAB SAMPLE ID	CLIENT SAMPLE ID						
MB 240-9978/16-A		173099	3.32	637009	4.21	394095	5.47
LCS 240-9978/17-A		135202	3.32	490098	4.21	310377	5.47
240-2246-2	MRC-MW110A-072611	235263	3.32	868986	4.21	536190	5.47
240-2246-3	MRC-MW110B-072611	168803	3.32	618757	4.20	380173	5.47

DCB = 1,4-Dichlorobenzene-d4
NPT = Naphthalene-d8
ANT = Acenaphthene-d10

Area Limit = 50%-200% of internal standard area
RT Limit = ± 0.5 minutes of internal standard RT

Column used to flag values outside QC limits

FORM VIII 8270D

FORM VIII
GC/MS SEMI VOA INTERNAL STANDARD AREA AND RETENTION TIME SUMMARY

Lab Name: TestAmerica North Canton Job No.: 240-2246-1

SDG No.:

Sample No.: CCV 240-10393/2 Date Analyzed: 08/01/2011 11:11

Instrument ID: A4HP10 GC Column: DB-624 ID: 0.18(mm)

Lab File ID (Standard): 0801002.D Heated Purge: (Y/N) N

Calibration ID: 2779

		PHN		CRY		PRY	
		AREA #	RT #	AREA #	RT #	AREA #	RT #
12/24 HOUR STD		886664	6.56	916212	8.52	773757	9.79
UPPER LIMIT		1773328	7.06	1832424	9.02	1547514	10.29
LOWER LIMIT		443332	6.06	458106	8.02	386879	9.29
LAB SAMPLE ID	CLIENT SAMPLE ID						
MB 240-9978/16-A		661234	6.55	658300	8.51	567816	9.79
LCS 240-9978/17-A		518690	6.55	514472	8.52	439525	9.80
240-2246-2	MRC-MW110A-072611	917822	6.55	911502	8.51	784859	9.78
240-2246-3	MRC-MW110B-072611	655309	6.55	651643	8.50	550181	9.78

PHN = Phenanthrene-d10
CRY = Chrysene-d12
PRY = Perylene-d12

Area Limit = 50%-200% of internal standard area
RT Limit = ± 0.5 minutes of internal standard RT

Column used to flag values outside QC limits

FORM VIII 8270D

GENERAL CHEMISTRY

Hexavalent Cr

2-IN
CALIBRATION QUALITY CONTROL
GENERAL CHEMISTRY

Lab Name: TestAmerica Savannah Job No.: 240-2246-1

SDG No.:

Analyst: CB Batch Start Date: 07/27/2011

Reporting Units: ug/L Analytical Batch No.: 210652

Sample Number	QC Type	Time	Analyte	Result	Spike Amount	(%) Recovery	Limits	Qual	Reagent
16	CCV	17:35	Cr (VI)	0.519	0.500	104	95-105		IC_CR6-4_00002
17	CCB	17:48	Cr (VI)	0.040				U	

Note! Calculations are performed before rounding to avoid round-off errors in calculated results.

FORM II-IN

3-IN
METHOD BLANK
GENERAL CHEMISTRY

Lab Name: TestAmerica Savannah Job No.: 240-2246-1

SDG No.:

Method	Lab Sample ID	Analyte	Result	Qual	Units	RL	Dil
Batch ID: 210652	Date: 07/27/2011 15:51						
218.6	MB 680-210654/1-A	Cr (VI)	0.040	U	ug/L	0.040	1

7A-IN
LAB CONTROL SAMPLE
GENERAL CHEMISTRY

Lab Name: TestAmerica Savannah Job No.: 240-2246-1

SDG No.:

Matrix: Water

Method	Lab Sample ID	Analyte	Result	C	Unit	Spike Amount	Pct. Rec.	Limits	RPD	RPD Limit	Q
Batch ID: 210652		Date: 07/27/2011 16:04									
						LCS Source:	IC_CR6-ICV_00002				
218.6	LCS 680-210654/2-A	Cr (VI)	0.522		ug/L	0.500	104	90-110	0	10	

Calculations are performed before rounding to avoid round-off errors in calculated results.

FORM VIIA-IN

7A-IN
LAB CONTROL SAMPLE DUPLICATE
GENERAL CHEMISTRY

Lab Name: TestAmerica Savannah Job No.: 240-2246-1

SDG No.:

Matrix: Water

Method	Lab Sample ID	Analyte	Result	C	Unit	Spike Amount	Pct. Rec.	Limits	RPD	RPD Limit	Q
Batch ID: 210652		Date: 07/27/2011 16:17									
						LCSD Source: IC_CR6-ICV_00002					
218.6	LCSD 680-210654/3-A	Cr (VI)	0.523		ug/L	0.500	105	90-110	0	10	

Calculations are performed before rounding to avoid round-off errors in calculated results.

FORM VIIA-IN

5-IN
MATRIX SPIKE DUPLICATE SAMPLE RECOVERY
GENERAL CHEMISTRY

Lab Name: TestAmerica Savannah Job No.: 240-2246-1

SDG No.:

Matrix: Water

Method	Lab Sample ID	Analyte	Result	C	Unit	Spike Amount	Pct. Rec.	Limits	RPD	RPD Limit	Q
Batch ID: 210652 Date: 07/27/2011 17:09											
218.6	240-2246-2 MSD	Cr (VI)	0.464		ug/L	0.500	93	90-110	3	10	

Calculations are performed before rounding to avoid round-off errors in calculated results.

FORM V-IN

5-IN
MATRIX SPIKE SAMPLE RECOVERY
GENERAL CHEMISTRY

Lab Name: TestAmerica Savannah Job No.: 240-2246-1

SDG No.:

Matrix: Water

Method	Lab Sample ID	Analyte	Result	C	Unit	Spike Amount	Pct. Rec.	Limits	RPD	RPD Limit	Q
Batch ID: 210652 Date: 07/27/2011 16:56											
218.6	240-2246-2	Cr (VI)	0.040	U	ug/L						
218.6	240-2246-2 MS	Cr (VI)	0.453		ug/L	0.500	90	90-110			

Calculations are performed before rounding to avoid round-off errors in calculated results.

FORM V-IN

9-IN
DETECTION LIMITS
GENERAL CHEMISTRY - DISSOLVED

Lab Name: TestAmerica Savannah Job Number: 240-2246-1

SDG Number:

Matrix: Water Instrument ID: ICJ

Method: 218.6 MDL Date: 02/01/2011 12:18

Analyte	Wavelength/ Mass	RL (ug/L)	MDL (ug/L)
Cr (VI)		0.04	0.04

9-IN
CALIBRATION BLANK DETECTION LIMITS
GENERAL CHEMISTRY - DISSOLVED

Lab Name: TestAmerica Savannah Job Number: 240-2246-1

SDG Number:

Matrix: Water Instrument ID: ICJ

Method: 218.6 XMDL Date: 02/01/2011 12:18

Analyte	Wavelength/ Mass	XRL (ug/L)	XMDL (ug/L)
Cr (VI)		0.04	0.04

METALS

Experiment Details

Description	PlasmaLab Template BlankExperiment
Template Filename	C:\Program Files\Thermo Fisher\PlasmaLab\Templates\TEST AMERICA 6020A_MULTIMODE.tet
Created By User	martin.nash
Analyte Database	TA NORTH CANTON MULTIMODE.tea
Creation Timestamp	10/10/2007 09:08:48
Last Edited By	Upload
Last Edit Timestamp	8/11/2011 10:48:10
Instrument Detector	Simultaneous
Database Version	3,51
Acquisition Mode	Unknown

Numerical Results report key (text indicates meaning)

Blue text indicates that cell is a statistic.
Underlining indicates that a data warning flag is set.

Column headings
- No flag
- Standard Addition
- Multi Element

Result cells
- Internal Standard
- Excluded
- QC Warning
- QC Failure

Transient TRA only:
- Peak Not Found
- Manually Edited
- Merged Peak

Data warning flags
I - Invalid calibration
T - Tripped
F - Interference correction failed
M - Result over max
V - Valley integration failed
D - Different method used

Fully Quant Calibration

9Be FQ Block 1

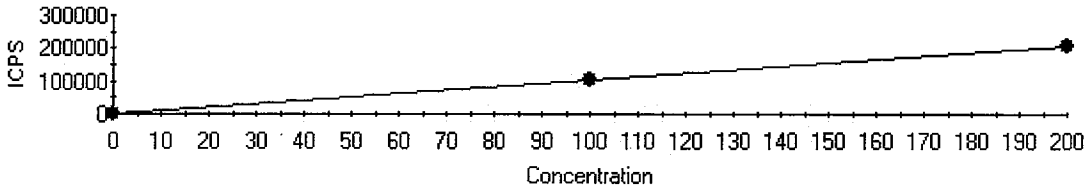

Intercept CPS=22.596654 Intercept Conc=0.021626
Sensitivity=1044.882657 Correlation Coeff=0.999981

Label	Defined	Measured	Error	Mean CPS	% Error
ICIS	0.000	0.000	0.000	22.60	0.00
STD2-113966,	100.000	100.848	0.848	105396.66	0.85
STD3-083782,	200.000	199.576	0.424	208556.23	0.21

10B FQ Block 1

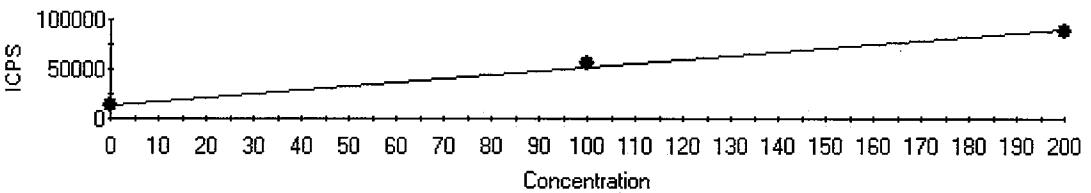

Intercept CPS=13999.095907 Intercept Conc=36.534801
Sensitivity=383.171536 Correlation Coeff=0.998212

Label	Defined	Measured	Error	Mean CPS	% Error
ICIS	0.000	-0.000	0.000	13999.10	0.00
STD2-113966,	100.000	108.128	8.128	55430.49	8.13
STD4-083783,	200.000	195.936	4.064	89076.28	2.03

23Na FQ Block 1

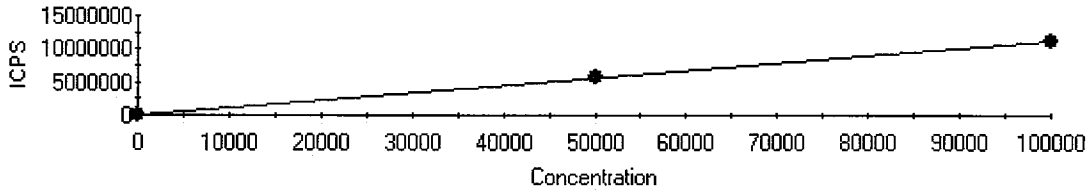

Intercept CPS=5515.459843 Intercept Conc=48.910885
Sensitivity=112.765488 Correlation Coeff=1.000000

Label	Defined	Measured	Error	Mean CPS	% Error
ICIS	0.000	-0.000	0.000	5515.46	0.00
STD2-113966,	50000.000	50018.948	18.948	5645926.57	0.04
STD3-083782,	100000.000	99990.526	9.474	11280995.85	0.01

25Mg FQ Block 1

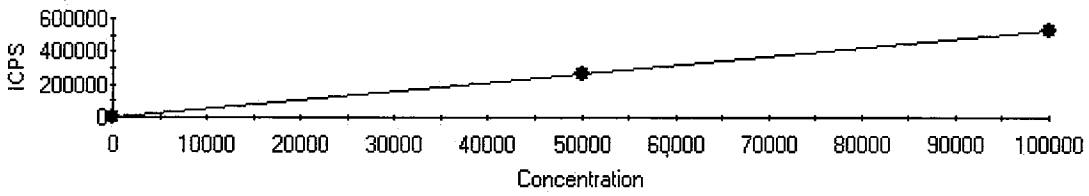

Intercept CPS=88.733018 Intercept Conc=16.811238
Sensitivity=5.278197 Correlation Coeff=0.999985

Label	Defined	Measured	Error	Mean CPS	% Error
ICIS	0.000	0.000	0.000	88.73	0.00
STD2-113966,	50000.000	50375.701	375.701	265981.59	0.75
STD3-083782,	100000.000	99812.149	187.851	526916.88	0.19

27Al FQ Block 1

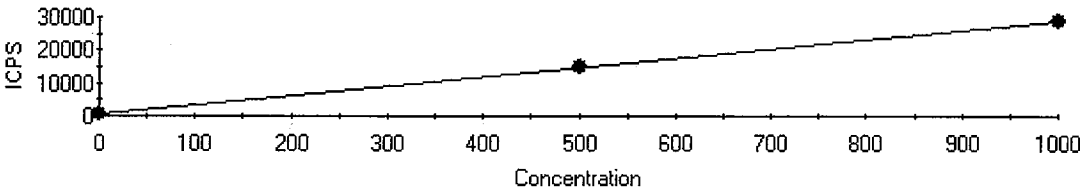

Intercept CPS=443.825331 Intercept Conc=15.544890
Sensitivity=28.551204 Correlation Coeff=0.999819

Label	Defined	Measured	Error	Mean CPS	% Error
ICIS	0.000	0.000	0.000	443.83	0.00
STD2-113966,	500.000	513.081	13.081	15092.92	2.62
STD3-083782,	1000.000	993.459	6.541	28808.28	0.65

39K FQ Block 1

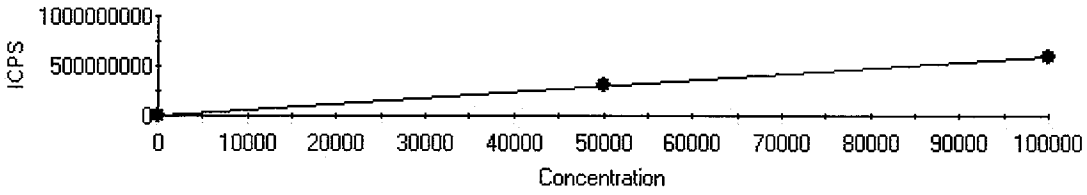

Intercept CPS=325680.650503 Intercept Conc=54.093996
Sensitivity=6020.643175 Correlation Coeff=0.999946

Label	Defined	Measured	Error	Mean CPS	% Error
ICIS	0.000	0.000	0.000	325680.65	0.00
STD2-113966,	50000.000	50716.904	716.904	305674064.53	1.43
STD3-083782,	100000.000	99641.548	358.452	600231885.65	0.36

43Ca FQ Block 1

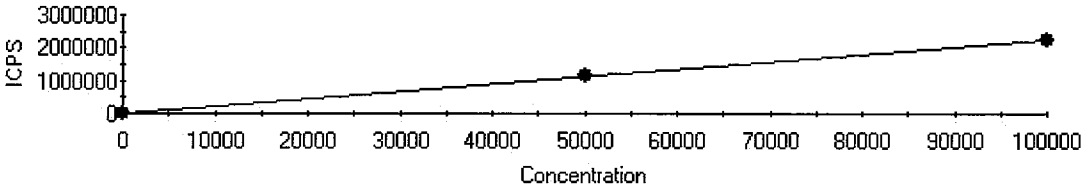

Intercept CPS=1026.251088 Intercept Conc=45.527784
Sensitivity=22.541205 Correlation Coeff=0.999989

Label	Defined	Measured	Error	Mean CPS	% Error
ICIS	0.000	0.000	0.000	1026.25	0.00
STD2-113966,	50000.000	50319.041	319.041	1135278.04	0.64
STD3-083782,	100000.000	99840.480	159.520	2251550.93	0.16

47Ti FQ Block 1

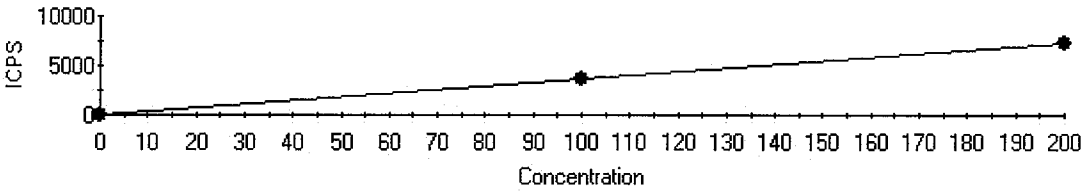

Intercept CPS=3.364063 Intercept Conc=0.091334
Sensitivity=36.832496 Correlation Coeff=0.999926

Label	Defined	Measured	Error	Mean CPS	% Error
ICIS	0.000	-0.000	0.000	3.36	0.00
STD2-113966,	100.000	101.674	1.674	3748.28	1.67
STD4-083783,	200.000	199.163	0.837	7339.03	0.42

51V FQ Block 1

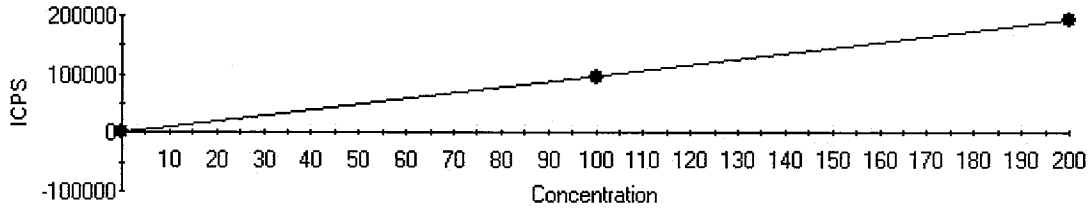

Intercept CPS=520.470674 Intercept Conc=0.537479
Sensitivity=968.356199 Correlation Coeff=0.999982

Label	Defined	Measured	Error	Mean CPS	% Error
ICIS	0.000	-0.000	0.000	520.47	0.00
STD2-113966,	100.000	99.156	0.844	96539.01	0.84
STD3-083782,	200.000	200.422	0.422	194600.25	0.21

52Cr FQ Block 1

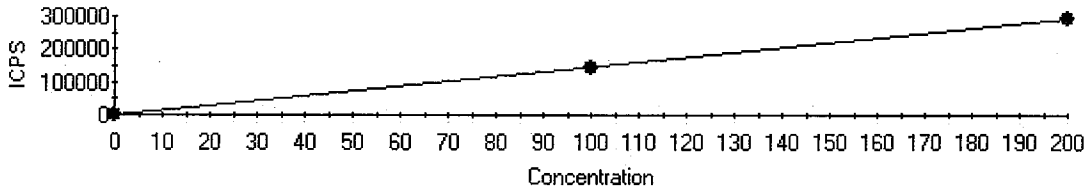

Intercept CPS=552.059478 Intercept Conc=0.378912
Sensitivity=1456.961309 Correlation Coeff=0.999987

Label	Defined	Measured	Error	Mean CPS	% Error
ICIS	0.000	-0.000	0.000	552.06	0.00
STD2-113966,	100.000	99.305	0.695	145235.40	0.70
STD3-083782,	200.000	200.348	0.348	292450.72	0.17

55Mn FQ Block 1

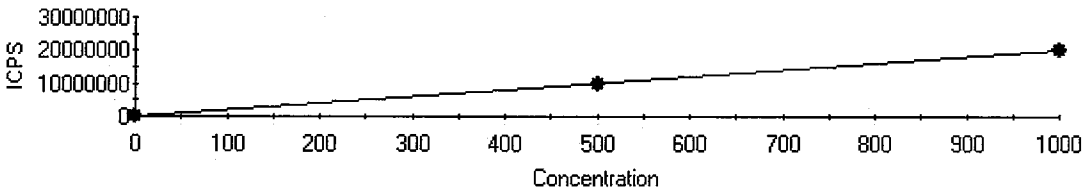

Intercept CPS=10338.829339 Intercept Conc=0.517950
Sensitivity=19961.050579 Correlation Coeff=0.999978

Label	Defined	Measured	Error	Mean CPS	% Error
ICIS	0.000	0.000	0.000	10338.83	0.00
STD2-113966,	500.000	504.637	4.637	10083419.52	0.93
STD3-083782,	1000.000	997.682	2.318	19925111.71	0.23

56Fe FQ Block 1

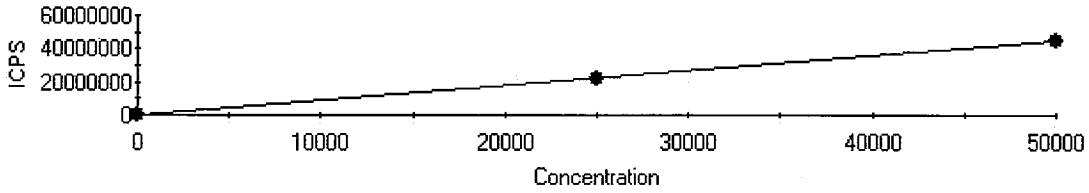

Intercept CPS=2641.763731 Intercept Conc=2.962446
Sensitivity=891.750930 Correlation Coeff=0.999987

Label	Defined	Measured	Error	Mean CPS	% Error
ICIS	0.000	-0.000	0.000	2641.76	0.00
STD2-113966,	25000.000	24822.567	177.433	22138189.11	0.71
STD3-083782,	50000.000	50088.716	88.716	44669301.19	0.18

59Co FQ Block 1

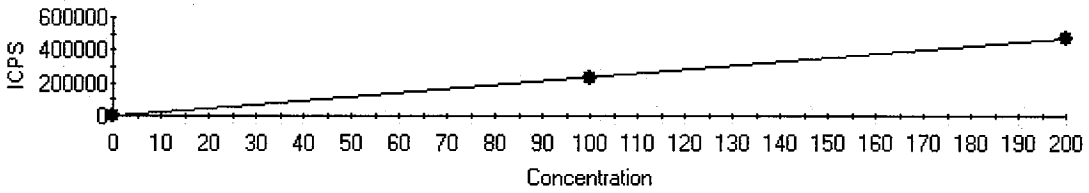

Intercept CPS=39.938182 Intercept Conc=0.017081
Sensitivity=2338.113956 Correlation Coeff=1.000000

Label	Defined	Measured	Error	Mean CPS	% Error
ICIS	0.000	0.000	0.000	39.94	0.00
STD2-113966,	100.000	99.888	0.112	233589.46	0.11
STD3-083782,	200.000	200.056	0.056	467793.67	0.03

60Ni FQ Block 1

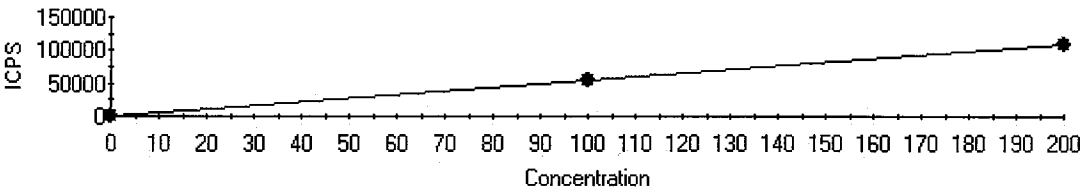

Intercept CPS=62.230307 Intercept Conc=0.112727
Sensitivity=552.043979 Correlation Coeff=0.999928

Label	Defined	Measured	Error	Mean CPS	% Error
ICIS	0.000	0.000	0.000	62.23	0.00
STD2-113966,	100.000	101.654	1.654	56179.60	1.65
STD3-083782,	200.000	199.173	0.827	110014.54	0.41

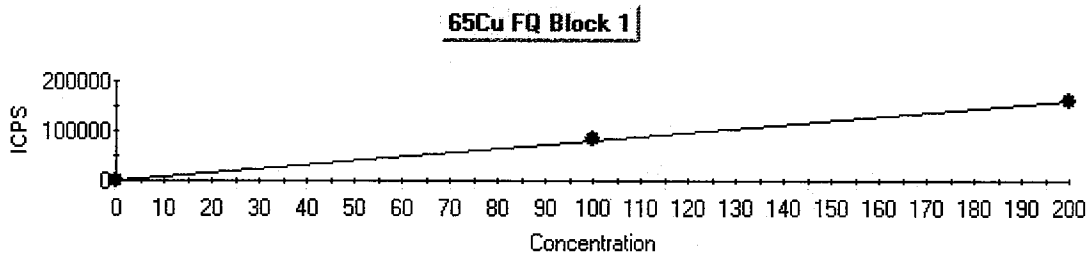

Intercept CPS=451.054141 Intercept Conc=0.557618
Sensitivity=808.894799 Correlation Coeff=0.999924

Label	Defined	Measured	Error	Mean CPS	% Error
ICIS	0.000	-0.000	0.000	451.05	0.00
STD2-113966,	100.000	101.701	1.701	82716.09	1.70
STD3-083782,	200.000	199.150	0.850	161542.24	0.43

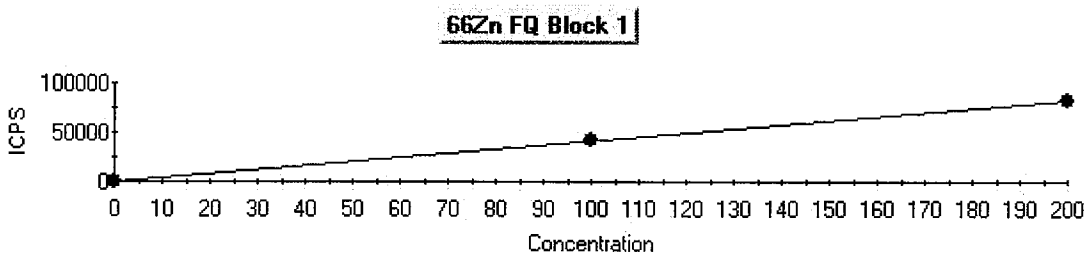

Intercept CPS=715.585581 Intercept Conc=1.742686
Sensitivity=410.622294 Correlation Coeff=0.999776

Label	Defined	Measured	Error	Mean CPS	% Error
ICIS	0.000	0.000	0.000	715.59	0.00
STD2-113966,	100.000	102.911	2.911	42972.94	2.91
STD3-083782,	200.000	198.545	1.455	82242.48	0.73

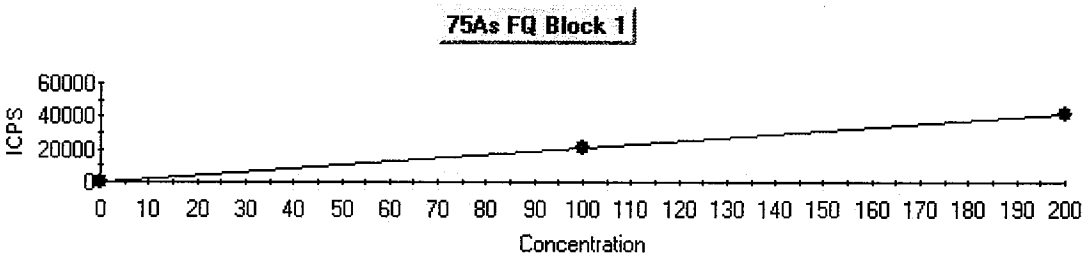

Intercept CPS=453.562312 Intercept Conc=2.226138
Sensitivity=203.744018 Correlation Coeff=0.999903

Label	Defined	Measured	Error	Mean CPS	% Error
ICIS	0.000	-0.000	0.000	453.56	0.00
STD2-113966,	100.000	101.919	1.919	21218.89	1.92
STD3-083782,	200.000	199.041	0.959	41006.90	0.48

78Se FQ Block 1

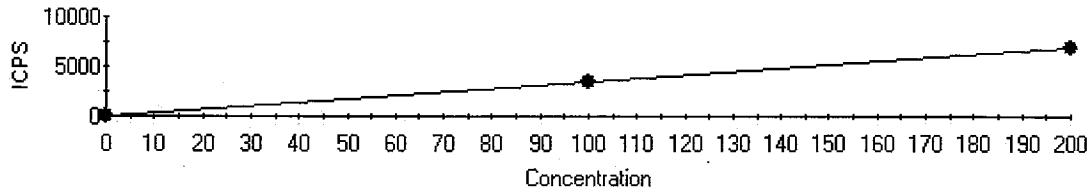

Intercept CPS=7.506904 Intercept Conc=0.214961
Sensitivity=34.922103 Correlation Coeff=0.999956

Label	Defined	Measured	Error	Mean CPS	% Error
ICIS	0.000	-0.000	0.000	7.51	0.00
STD2-113966,	100.000	101.301	1.301	3545.14	1.30
STD3-083782,	200.000	199.350	0.650	6969.21	0.33

88Sr FQ Block 1

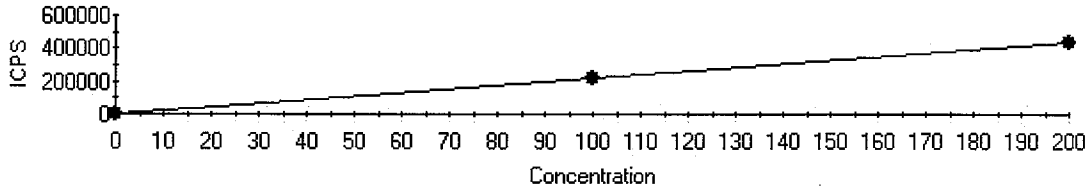

Intercept CPS=347.758619 Intercept Conc=0.157836
Sensitivity=2203.296219 Correlation Coeff=0.999909

Label	Defined	Measured	Error	Mean CPS	% Error
ICIS	0.000	-0.000	0.000	347.76	0.00
STD2-113966,	100.000	98.121	1.879	216538.47	1.88
STD3-083782,	200.000	200.939	0.939	443076.46	0.47

95Mo FQ Block 1

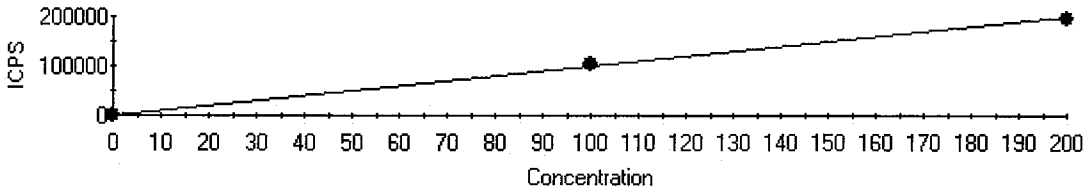

Intercept CPS=315.549355 Intercept Conc=0.318862
Sensitivity=989.610934 Correlation Coeff=0.999629

Label	Defined	Measured	Error	Mean CPS	% Error
ICIS	0.000	0.000	0.000	315.55	0.00
STD2-113966,	100.000	103.741	3.741	102978.64	3.74
STD4-083783,	200.000	198.130	1.870	196386.74	0.94

107Ag FQ Block 1

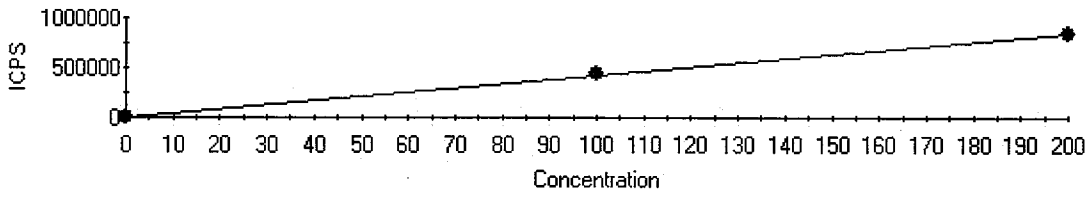

Intercept CPS=26.657964 Intercept Conc=0.006256
Sensitivity=4261.314203 Correlation Coeff=0.999815

Label	Defined	Measured	Error	Mean CPS	% Error
ICIS	0.000	0.000	0.000	26.66	0.00
STD2-113966,	100.000	102.650	2.650	437452.17	2.65
STD3-083782,	200.000	198.675	1.325	846642.45	0.66

111Cd FQ Block 1

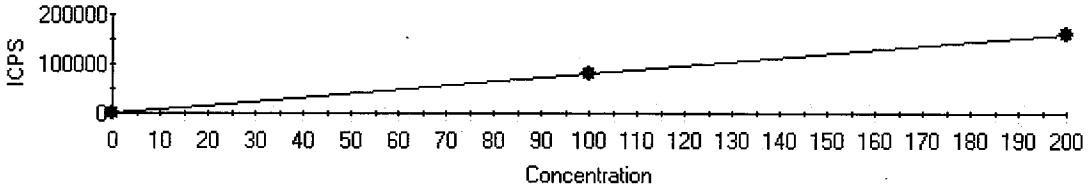

Intercept CPS=13.077947 Intercept Conc=0.016278
Sensitivity=803.415686 Correlation Coeff=0.999921

Label	Defined	Measured	Error	Mean CPS	% Error
ICIS	0.000	0.000	0.000	13.08	0.00
STD2-113966,	100.000	101.732	1.732	81746.17	1.73
STD3-083782,	200.000	199.134	0.866	160000.46	0.43

118Sn FQ Block 1

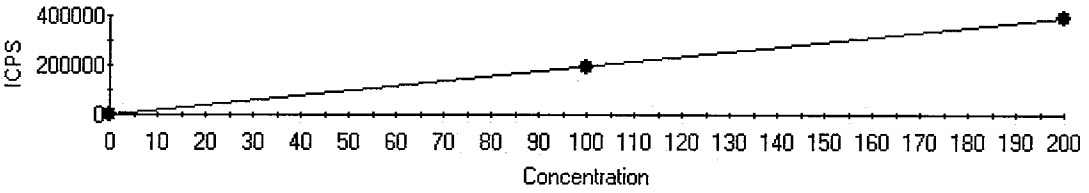

Intercept CPS=111.193353 Intercept Conc=0.056920
Sensitivity=1953.487654 Correlation Coeff=0.999984

Label	Defined	Measured	Error	Mean CPS	% Error
ICIS	0.000	0.000	0.000	111.19	0.00
STD2-113966,	100.000	99.213	0.787	193922.44	0.79
STD4-083783,	200.000	200.394	0.394	391577.48	0.20

121Sb FQ Block 1

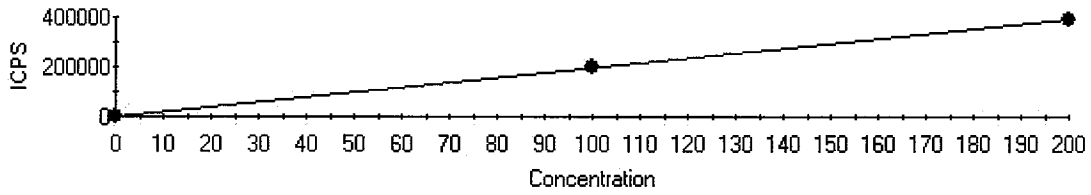

Intercept CPS=139.895102 Intercept Conc=0.071013
Sensitivity=1969.984374 Correlation Coeff=0.999999

Label	Defined	Measured	Error	Mean CPS	% Error
ICIS	0.000	-0.000	0.000	139.90	0.00
STD2-113966,	100.000	99.830	0.170	196802.64	0.17
STD4-083783,	200.000	200.085	0.085	394304.62	0.04

137Ba FQ Block 1

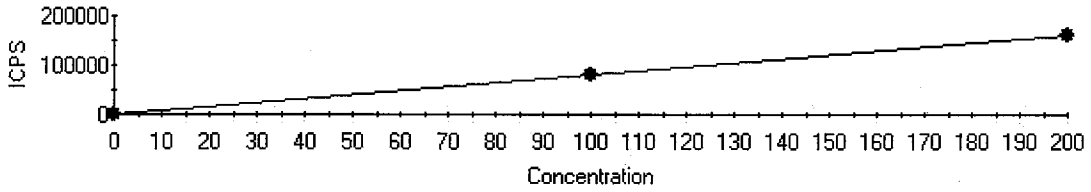

Intercept CPS=48.916144 Intercept Conc=0.060423
Sensitivity=809.560131 Correlation Coeff=0.999988

Label	Defined	Measured	Error	Mean CPS	% Error
ICIS	0.000	0.000	0.000	48.92	0.00
STD2-113966,	100.000	99.320	0.680	80454.65	0.68
STD3-083782,	200.000	200.340	0.340	162236.08	0.17

182W FQ Block 1

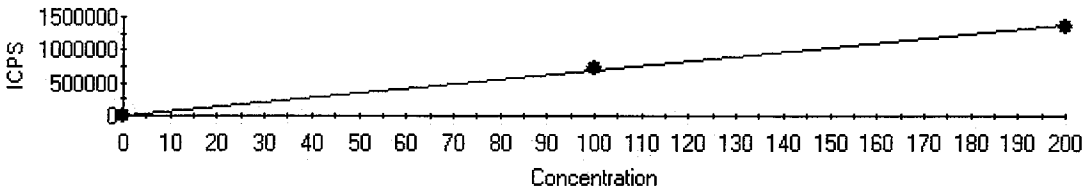

Intercept CPS=2208.111742 Intercept Conc=0.320599
Sensitivity=6887.446466 Correlation Coeff=0.999714

Label	Defined	Measured	Error	Mean CPS	% Error
ICIS	0.000	0.000	0.000	2208.11	0.00
STD2-113966,	100.000	103.288	3.288	713595.29	3.29
STD4-083783,	200.000	198.356	1.644	1368376.14	0.82

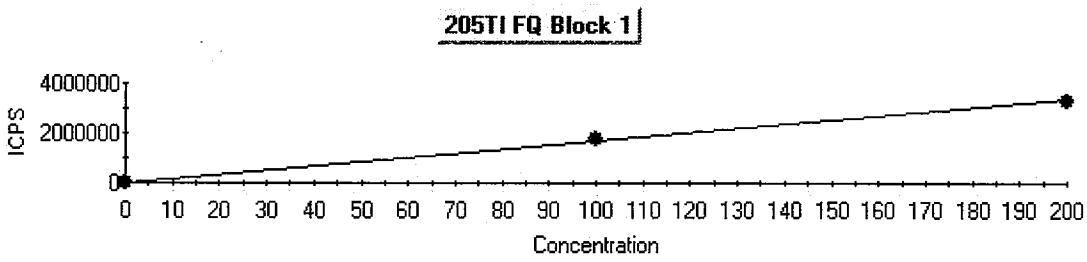

Intercept CPS=1271.444623 Intercept Conc=0.075826
Sensitivity=16767.853791 Correlation Coeff=0.999580

Label	Defined	Measured	Error	Mean CPS	% Error
ICIS	0.000	-0.000	0.000	1271.44	0.00
STD2-113966,	100.000	103.975	3.975	1744715.23	3.98
STD3-083782,	200.000	198.012	1.988	3321513.00	0.99

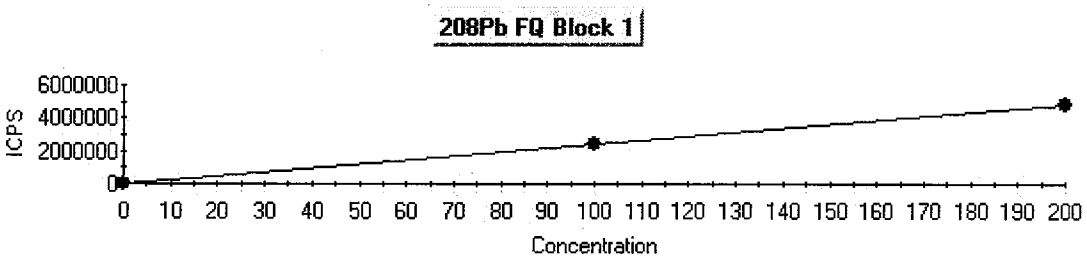

Intercept CPS=958.965877 Intercept Conc=0.039552
Sensitivity=24245.902521 Correlation Coeff=0.999967

Label	Defined	Measured	Error	Mean CPS	% Error
ICIS	0.000	0.000	0.000	958.97	0.00
STD2-113966,	100.000	101.131	1.131	2452961.50	1.13
STD3-083782,	200.000	199.435	0.565	4836433.33	0.28

3-IN
INSTRUMENT BLANKS
METALS

Lab Name: TestAmerica North Canton Job No.: 240-2246-1

SDG No.:

Concentration Units: ug/L

		ICB 240-11754/6 08/11/2011 11:20		CCB 240-11754/17 08/11/2011 12:36		CCB 240-11754/25 08/11/2011 13:24		CCB 240-11754/32 08/11/2011 14:09	
Analyte	RL	Found	C	Found	C	Found	C	Found	C
Antimony	2.0	2.0	U	2.0	U	0.206	J	0.187	J
Arsenic	5.0	5.0	U	5.0	U	5.0	U	5.0	U
Barium	5.0	5.0	U	5.0	U	5.0	U	5.0	U
Beryllium	1.0	1.0	U	1.0	U	1.0	U	1.0	U
Cadmium	1.0	1.0	U	1.0	U	1.0	U	1.0	U
Chromium	2.0	2.0	U	2.0	U	2.0	U	2.0	U
Cobalt	1.0	1.0	U	1.0	U	1.0	U	0.0740	J
Copper	2.0	2.0	U	2.0	U	2.0	U	2.0	U
Lead	1.0	1.0	U	1.0	U	1.0	U	1.0	U
Molybdenum	10	1.36	J	1.60	J	2.27	J	1.79	J
Nickel	2.0	2.0	U	2.0	U	2.0	U	2.0	U
Selenium	5.0	5.0	U	5.0	U	5.0	U	5.0	U
Silver	1.0	1.0	U	1.0	U	1.0	U	1.0	U
Thallium	2.0	0.358	J	0.354	J	0.501	J	0.606	J
Vanadium	20	20	U	20	U	20	U	20	U
Zinc	20	20	U	20	U	20	U	20	U

Italicized analytes were not requested for this sequence.

3-IN
INSTRUMENT BLANKS
METALS

Lab Name: TestAmerica North Canton Job No.: 240-2246-1

SDG No.:

Concentration Units: ug/L

Analyte	RL	CCB 240-11754/44 08/11/2011 15:22 Found	C	CCB 240-11754/56 08/11/2011 16:30 Found	C	Found	C	Found	C
Antimony	2.0	0.266	J	0.130	J				
Arsenic	5.0	5.0	U	5.0	U				
Barium	5.0	5.0	U	5.0	U				
Beryllium	1.0	1.0	U	1.0	U				
Cadmium	1.0	1.0	U	1.0	U				
Chromium	2.0	2.0	U	2.0	U				
Cobalt	1.0	0.0840	J	0.0680	J				
Copper	2.0	2.0	U	2.0	U				
Lead	1.0	1.0	U	1.0	U				
Molybdenum	10	2.51	J	1.62	J				
Nickel	2.0	2.0	U	2.0	U				
Selenium	5.0	5.0	U	5.0	U				
Silver	1.0	1.0	U	1.0	U				
Thallium	2.0	0.978	J	0.434	J				
Vanadium	20	20	U	20	U				
Zinc	20	20	U	20	U				

Italicized analytes were not requested for this sequence.

3-IN
METHOD BLANK
METALS - DISSOLVED

Lab Name: TestAmerica North Canton Job No.: 240-2246-1

SDG No.:

Concentration Units: ug/L Lab Sample ID: MB 240-10641/1-B

Instrument Code: I8 Batch No.: 11754

CAS No.	Analyte	Concentration	C	Q	Method
7440-38-2	Arsenic	5.0	U		6020A
7440-39-3	Barium	5.0	U		6020A
7440-41-7	Beryllium	1.0	U		6020A
7440-43-9	Cadmium	1.0	U		6020A
7440-47-3	Chromium	2.0	U		6020A
7440-48-4	Cobalt	1.0	U		6020A
7440-50-8	Copper	2.0	U		6020A
7439-98-7	Molybdenum	0.546	J		6020A
7439-92-1	Lead	1.0	U		6020A
7440-02-0	Nickel	2.0	U		6020A
7440-36-0	Antimony	2.0	U		6020A
7782-49-2	Selenium	5.0	U		6020A
7440-22-4	Silver	1.0	U		6020A
7440-62-2	Vanadium	20	U		6020A
7440-28-0	Thallium	0.149	J		6020A
7440-66-6	Zinc	4.75	J		6020A

3-IN
METHOD BLANK
METALS - TOTAL RECOVERABLE

Lab Name: TestAmerica North Canton Job No.: 240-2246-1

SDG No.:

Concentration Units: ug/L Lab Sample ID: MB 240-11191/1-A

Instrument Code: I8 Batch No.: 11754

CAS No.	Analyte	Concentration	C	Q	Method
7440-38-2	Arsenic	5.0	U		6020A
7440-39-3	Barium	0.990	J		6020A
7440-41-7	Beryllium	1.0	U		6020A
7440-43-9	Cadmium	1.0	U		6020A
7440-47-3	Chromium	2.0	U		6020A
7440-48-4	Cobalt	1.0	U		6020A
7440-50-8	Copper	2.0	U		6020A
7439-98-7	Molybdenum	10	U		6020A
7439-92-1	Lead	1.0	U		6020A
7440-02-0	Nickel	0.429	J		6020A
7440-36-0	Antimony	2.0	U		6020A
7782-49-2	Selenium	5.0	U		6020A
7440-22-4	Silver	1.0	U		6020A
7440-62-2	Vanadium	20	U		6020A
7440-28-0	Thallium	0.159	J		6020A
7440-66-6	Zinc	2.89	J		6020A

CCB 8/11/2011 12:36:20 QC Status: FAIL (Initial: FAIL)

User Pre-dilution: 1.000

Run	Time	6Li	9Be	10B
		ppb	ppb	ppb
X		100.796%	0.034	-18.280
%RSD		2.270	27.280	1.000
Run	**Time**	**23Na**	**25Mg**	**27Al**
		ppb	ppb	ppb
X		-0.715	6.550	0.544
%RSD		129.500	7.799	58.840
Run	**Time**	**35Cl**	**39K**	**43Ca**
		ppb	ppb	ppb
X		T0.000	18.230	9.524
%RSD		T0.000	6.196	48.850
Run	**Time**	**45Sc**	**45Sc**	**47Ti**
		ppb	ppb	ppb
X		T 102.977%	108.126%	0.160
%RSD		T0.628	0.320	52.130
Run	**Time**	**51V**	**52Cr**	**53Cl (O)**
		ppb	ppb	ppb
X		-0.329	-0.320	-28.180
%RSD		27.230	8.767	0.975
Run	**Time**	**55Mn**	**56Fe**	**59Co**
		ppb	ppb	ppb
X		0.010	16.280	0.026
%RSD		109.400	10.160	17.170
Run	**Time**	**60Ni**	**65Cu**	**66Zn**
		ppb	ppb	ppb
X		-0.007	-0.309	0.252
%RSD		324.400	8.976	67.240
Run	**Time**	**72Ge**	**75As**	**75As (O)**
		ppb	ppb	ppb
X		109.115%	-0.459	0.019
%RSD		1.577	16.550	268.500
Run	**Time**	**78Se**	**88Sr**	**95Mo**
		ppb	ppb	ppb
X		0.055	0.058	1.601
%RSD		100.200	10.080	17.210
Run	**Time**	**105Pd**	**107Ag**	**107Ag (O)**
		ppb	ppb	ppb
X		0.000	0.031	-0.323
%RSD		0.000	15.720	328.300
Run	**Time**	**111Cd**	**115In**	**118Sn**
		ppb	ppb	ppb
X		0.034	109.206%	0.176
%RSD		75.960	0.322	10.250
Run	**Time**	**121Sb**	**137Ba**	**159Tb**
		ppb	ppb	ppb
X		0.117	0.011	0.000
%RSD		17.220	344.400	0.000
Run	**Time**	**165Ho**	**182W**	**205Tl**
		ppb	ppb	ppb
X		105.773%	1.012	0.354
%RSD		1.230	11.140	4.943
Run	**Time**	**208Pb**	**209Bi**	
		ppb	ppb	
X		0.043	108.997%	
%RSD		5.649	1.008	

mb 240-10641/1-b, 8/11/2011 12:46:45 QC Status: PASS (Initial: PASS)

User Pre-dilution: 1.000

Run	Time	6Li	9Be	10B
		ppb	ppb	ppb
X		103.001%	0.025	-15.420
%RSD		1.455	38.040	0.833
Run	**Time**	**23Na**	**25Mg**	**27Al**
		ppb	ppb	ppb
X		-8.254	-1.653	19.690
%RSD		3.812	91.140	2.324
Run	**Time**	**35Cl**	**39K**	**43Ca**
		ppb	ppb	ppb
X		T 0.000	12.960	60.050
%RSD		T 0.000	4.720	5.338
Run	**Time**	**45Sc**	**45Sc**	**47Ti**
		ppb	ppb	ppb
X		T 106.682%	111.134%	0.071
%RSD		T 0.941	0.555	113.600
Run	**Time**	**51V**	**52Cr**	[redacted]
		ppb	ppb	[redacted]
X		-0.494	-0.172	-24.810
%RSD		30.690	13.230	1.969
Run	**Time**	**55Mn**	**56Fe**	**59Co**
		ppb	ppb	ppb
X		0.029	8.828	0.013
%RSD		29.890	1.111	24.830
Run	**Time**	**60Ni**	**65Cu**	**66Zn**
		ppb	ppb	ppb
X		0.032	-0.346	4.750
%RSD		86.470	15.350	5.751
Run	**Time**	**72Ge**	**75As**	[redacted]
		ppb	ppb	[redacted]
X		113.811%	-0.363	0.024
%RSD		0.667	26.450	152.300
Run	**Time**	**78Se**	**88Sr**	**95Mo**
		ppb	ppb	ppb
X		0.054	0.208	0.546
%RSD		72.840	3.665	14.070
Run	**Time**	**105Pd**	**107Ag**	[redacted]
		ppb	ppb	[redacted]
X		0.000	0.020	-0.324
%RSD		0.000	33.200	367.400
Run	**Time**	**111Cd**	**115In**	**118Sn**
		ppb	ppb	ppb
X		0.020	111.171%	0.184
%RSD		64.590	0.580	11.400
Run	**Time**	**121Sb**	**137Ba**	**159Tb**
		ppb	ppb	ppb
X		0.028	0.021	0.000
%RSD		23.070	29.550	0.000
Run	**Time**	**165Ho**	**182W**	**205Tl**
		ppb	ppb	ppb
X		109.067%	0.273	0.149
%RSD		0.667	13.910	2.366
Run	**Time**	**208Pb**	**209Bi**	
		ppb	ppb	
X		0.035	109.121%	
%RSD		9.493	0.459	

CCB 8/11/2011 13:24:46 QC Status: FAIL (Initial: FAIL)

User Pre-dilution: 1.000

Run	Time	6Li	9Be	10B
		ppb	ppb	ppb
x		99.692%	0.044	-20.740
%RSD		1.351	29.050	0.754
Run	**Time**	**23Na**	**25Mg**	**27Al**
		ppb	ppb	ppb
x		0.417	10.370	-0.036
%RSD		177.100	32.620	5106.000
Run	**Time**	**35Cl**	**39K**	**43Ca**
		ppb	ppb	ppb
x		T0.000	20.950	11.690
%RSD		T0.000	5.748	21.090
Run	**Time**	**45Sc**	**45Sc**	**47Ti**
		ppb	ppb	ppb
x		T 103.559%	111.418%	0.070
%RSD		T0.365	1.266	230.500
Run	**Time**	**51V**	**52Cr**	**53ClO**
		ppb	ppb	ppb
x		-0.575	-0.338	-29.940
%RSD		22.630	2.055	1.057
Run	**Time**	**55Mn**	**56Fe**	**59Co**
		ppb	ppb	ppb
x		0.009	18.000	0.040
%RSD		206.400	10.000	34.970
Run	**Time**	**60Ni**	**65Cu**	**66Zn**
		ppb	ppb	ppb
x		0.025	-0.361	0.260
%RSD		51.510	1.832	77.030
Run	**Time**	**72Ge**	**75As**	**77ArCl**
		ppb	ppb	ppb
x		110.874%	-0.395	-0.022
%RSD		0.920	29.070	82.910
Run	**Time**	**78Se**	**88Sr**	**95Mo**
		ppb	ppb	ppb
x		0.033	0.079	2.265
%RSD		116.800	50.580	15.940
Run	**Time**	**105Pd**	**107Ag**	**108MoO**
		ppb	ppb	ppb
x		0.000	0.036	-0.202
%RSD		0.000	14.280	552.300
Run	**Time**	**111Cd**	**115In**	**118Sn**
		ppb	ppb	ppb
x		0.036	109.956%	0.228
%RSD		56.190	0.382	1.706
Run	**Time**	**121Sb**	**137Ba**	**159Tb**
		ppb	ppb	ppb
x		0.207	0.031	0.000
%RSD		3.835	59.160	0.000
Run	**Time**	**165Ho**	**182W**	**205Tl**
		ppb	ppb	ppb
x		108.220%	1.677	0.501
%RSD		1.028	10.750	6.796
Run	**Time**	**208Pb**	**209Bi**	
		ppb	ppb	
x		0.043	109.152%	
%RSD		12.790	1.053	

CCB 2 8/11/2011 14:09:51 QC Status: FAIL (Initial: FAIL)

User Pre-dilution: 1.000

Run	Time	6Li	9Be	10B
		ppb	ppb	ppb
x		100.615%	0.061	-22.590
%RSD		2.562	12.630	0.739
Run	**Time**	**23Na**	**25Mg**	**27Al**
		ppb	ppb	ppb
x		10.790	17.900	1.466
%RSD		9.968	11.870	127.000
Run	**Time**	**35Cl**	**39K**	**43Ca**
		ppb	ppb	ppb
x		T0.000	27.550	19.250
%RSD		T0.000	0.709	18.890
Run	**Time**	**45Sc**	**45Sc**	**47Ti**
		ppb	ppb	ppb
x		T 103.367%	112.204%	0.259
%RSD		T1.351	1.350	48.790
Run	**Time**	**51V**	**52Cr**	**53CrO**
		ppb	ppb	ppb
x		-0.525	-0.364	-29.710
%RSD		28.310	9.719	3.007
Run	**Time**	**55Mn**	**56Fe**	**59Co**
		ppb	ppb	ppb
x		0.455	22.640	0.074
%RSD		1.951	9.397	11.560
Run	**Time**	**60Ni**	**65Cu**	**66Zn**
		ppb	ppb	ppb
x		0.038	-0.356	0.159
%RSD		45.750	8.282	119.900
Run	**Time**	**72Ge**	**75As**	**77ArCl**
		ppb	ppb	ppb
x		112.358%	-0.442	-0.000
%RSD		0.618	16.890	2770.000
Run	**Time**	**78Se**	**88Sr**	**95Mo**
		ppb	ppb	ppb
x		0.045	0.087	1.792
%RSD		127.200	25.960	10.080
Run	**Time**	**105Pd**	**107Ag**	**108MoO**
		ppb	ppb	ppb
x		0.000	0.046	-1.372
%RSD		0.000	17.720	91.860
Run	**Time**	**111Cd**	**115In**	**118Sn**
		ppb	ppb	ppb
x		0.040	111.222%	0.222
%RSD		55.620	0.773	17.710
Run	**Time**	**121Sb**	**137Ba**	**159Tb**
		ppb	ppb	ppb
x		0.187	0.053	0.000
%RSD		28.190	29.830	0.000
Run	**Time**	**165Ho**	**182W**	**205Tl**
		ppb	ppb	ppb
x		109.647%	1.336	0.606
%RSD		0.374	13.550	6.407
Run	**Time**	**208Pb**	**209Bi**	
		ppb	ppb	
x		0.057	109.015%	
%RSD		6.824	0.381	

mb 240-11191/1-a, 8/11/2011 14:30:38 QC Status: FAIL (Initial: FAIL)

User Pre-dilution: 1.000

Run	Time	6Li	9Be	10B
		ppb	ppb	ppb
x		110.075%	-0.003	-23.470
%RSD		2.438	134.200	0.968
Run	**Time**	**23Na**	**25Mg**	**27Al**
		ppb	ppb	ppb
x		66.630	50.690	-5.631
%RSD		2.055	11.200	26.060
Run	**Time**	**35Cl**	**39K**	**43Ca**
		ppb	ppb	ppb
x		T0.000	5.857	222.100
%RSD		T0.000	15.760	6.429
Run	**Time**	**45Sc**	**45Sc**	**47Ti**
		ppb	ppb	ppb
x		T116.059%	124.120%	0.006
%RSD		T0.401	0.956	1393.000
Run	**Time**	**51V**	**52Cr**	[redacted]
		ppb	ppb	[redacted]
x		-0.277	-0.112	-24.440
%RSD		11.730	16.000	1.605
Run	**Time**	**55Mn**	**56Fe**	**59Co**
		ppb	ppb	ppb
x		0.132	12.800	-0.001
%RSD		8.786	1.642	547.900
Run	**Time**	**60Ni**	**65Cu**	**66Zn**
		ppb	ppb	ppb
x		0.429	0.071	2.887
%RSD		7.099	62.990	2.586
Run	**Time**	**72Ge**	**75As**	[redacted]
		ppb	ppb	[redacted]
x		125.187%	-0.460	0.020
%RSD		1.400	8.429	256.400
Run	**Time**	**78Se**	**88Sr**	**95Mo**
		ppb	ppb	ppb
x		-0.058	0.557	0.066
%RSD		35.590	6.254	58.270
Run	**Time**	**105Pd**	**107Ag**	[redacted]
		ppb	ppb	[redacted]
x		0.000	0.025	-0.613
%RSD		0.000	11.640	128.100
Run	**Time**	**111Cd**	**115In**	**118Sn**
		ppb	ppb	ppb
x		-0.008	121.246%	0.050
%RSD		25.730	1.219	19.470
Run	**Time**	**121Sb**	**137Ba**	**159Tb**
		ppb	ppb	ppb
x		-0.001	0.990	0.000
%RSD		2340.000	6.942	0.000
Run	**Time**	**165Ho**	**182W**	**205Tl**
		ppb	ppb	ppb
x		119.911%	0.072	0.159
%RSD		0.188	16.770	4.317
Run	**Time**	**208Pb**	**209Bi**	
		ppb	ppb	
x		0.054	116.972%	
%RSD		7.734	0.306	

CCB 3 8/11/2011 15:22:40 QC Status: FAIL (Initial: FAIL)

User Pre-dilution: 1.000

Run	Time	6Li	9Be	10B
		ppb	ppb	ppb
x		102.664%	0.078	-23.460
%RSD		1.694	10.860	0.934
Run	**Time**	**23Na**	**25Mg**	**27Al**
		ppb	ppb	ppb
x		16.840	25.260	0.646
%RSD		8.189	28.900	259.600
Run	**Time**	**35Cl**	**39K**	**43Ca**
		ppb	ppb	ppb
x		T0.000	29.230	25.700
%RSD		T0.000	1.279	7.701
Run	**Time**	**45Sc**	**45Sc**	**47Ti**
		ppb	ppb	ppb
x		T 108.784%	118.147%	0.188
%RSD		T0.643	1.804	81.710
Run	**Time**	**51V**	**52Cr**	**53ClO**
		ppb	ppb	ppb
x		-0.560	-0.375	-32.440
%RSD		24.370	8.071	1.067
Run	**Time**	**55Mn**	**56Fe**	**59Co**
		ppb	ppb	ppb
x		0.515	25.310	0.084
%RSD		5.126	7.928	23.330
Run	**Time**	**60Ni**	**65Cu**	**66Zn**
		ppb	ppb	ppb
x		0.069	-0.349	0.319
%RSD		47.270	1.848	59.220
Run	**Time**	**72Ge**	**75As**	**77ArCl**
		ppb	ppb	ppb
x		118.634%	-0.508	-0.020
%RSD		2.190	5.605	94.710
Run	**Time**	**78Se**	**88Sr**	**95Mo**
		ppb	ppb	ppb
x		0.154	0.118	2.507
%RSD		33.940	1.259	9.634
Run	**Time**	**105Pd**	**107Ag**	**108MoO**
		ppb	ppb	ppb
x		0.000	0.063	-0.498
%RSD		0.000	11.780	261.000
Run	**Time**	**111Cd**	**115In**	**118Sn**
		ppb	ppb	ppb
x		0.057	116.215%	0.303
%RSD		27.850	0.343	6.366
Run	**Time**	**121Sb**	**137Ba**	**159Tb**
		ppb	ppb	ppb
x		0.266	0.091	0.000
%RSD		16.670	39.360	0.000
Run	**Time**	**165Ho**	**182W**	**205Tl**
		ppb	ppb	ppb
x		115.566%	1.936	0.978
%RSD		1.759	9.864	1.593
Run	**Time**	**208Pb**	**209Bi**	
		ppb	ppb	
x		0.073	112.091%	
%RSD		2.978	0.759	

CCB 4 8/11/2011 16:30:18 QC Status: FAIL (Initial: FAIL)

User Pre-dilution: 1.000

Run	Time	6Li	9Be	10B
		ppb	ppb	ppb
x		95.186%	0.054	-24.590
%RSD		2.661	20.140	1.279
Run	**Time**	**23Na**	**25Mg**	**27Al**
		ppb	ppb	ppb
x		6.194	8.176	0.048
%RSD		23.580	44.740	2578.000
Run	**Time**	**35Cl**	**39K**	**43Ca**
		ppb	ppb	ppb
x		T 0.000	21.340	17.090
%RSD		T 0.000	1.745	15.170
Run	**Time**	**45Sc**	**45Sc**	**47Ti**
		ppb	ppb	ppb
x		T 100.735%	113.812%	0.201
%RSD		T 1.000	0.725	61.290
Run	**Time**	**51V**	**52Cr**	[redacted]
		ppb	ppb	[redacted]
x		-0.548	-0.405	-32.870
%RSD		8.598	5.069	2.143
Run	**Time**	**55Mn**	**56Fe**	**59Co**
		ppb	ppb	ppb
x		0.424	20.530	0.068
%RSD		2.922	8.815	17.080
Run	**Time**	**60Ni**	**65Cu**	**66Zn**
		ppb	ppb	ppb
x		0.016	-0.376	0.614
%RSD		155.000	10.730	29.110
Run	**Time**	**72Ge**	**75As**	[redacted]
		ppb	ppb	[redacted]
x		112.416%	-0.608	0.002
%RSD		0.530	11.210	2383.000
Run	**Time**	**78Se**	**88Sr**	**95Mo**
		ppb	ppb	ppb
x		0.006	0.098	1.618
%RSD		527.900	5.519	13.750
Run	**Time**	**105Pd**	**107Ag**	[redacted]
		ppb	ppb	[redacted]
x		0.000	0.040	0.261
%RSD		0.000	7.570	771.000
Run	**Time**	**111Cd**	**115In**	**118Sn**
		ppb	ppb	ppb
x		0.044	110.528%	0.220
%RSD		31.820	0.603	21.920
Run	**Time**	**121Sb**	**137Ba**	**159Tb**
		ppb	ppb	ppb
x		0.130	0.089	0.000
%RSD		10.080	39.680	0.000
Run	**Time**	**165Ho**	**182W**	**205Tl**
		ppb	ppb	ppb
x		112.685%	1.058	0.434
%RSD		0.635	13.670	10.470
Run	**Time**	**208Pb**	**209Bi**	
		ppb	ppb	
x		0.058	109.305%	
%RSD		0.889	0.536	

METALS BATCH WORKSHEET

Lab Name: TestAmerica North Canton Job No.: 240-2246-1

SDG No.:

Batch Number: 11191 Batch Start Date: 08/08/11 12:00 Batch Analyst: Sutherland, Aaron

Batch Method: 3005A Batch End Date: 08/08/11 17:00

Lab Sample ID	Client Sample ID	Method Chain	Basis	InitialAmount	FinalAmount	MTHCL 00010	MTHNO3 00010	MTICPMS2 00002	MTICPMSA 00003
MB 240-11191/1		3005A, 6020A		50 mL	50 mL	2.5 mL	1 mL		
LCS 240-11191/2		3005A, 6020A		50 mL	50 mL	2.5 mL	1 mL	0.5 mL	0.5 mL
240-2246-D-2	MRC-MW110A-072611	3005A, 6020A	R	50 mL	50 mL	2.5 mL	1 mL		
240-2246-D-2 MS	MRC-MW110A-072611	3005A, 6020A	R	50 mL	50 mL	2.5 mL	1 mL	0.5 mL	0.5 mL
240-2246-D-2 MSD	MRC-MW110A-072611	3005A, 6020A	R	50 mL	50 mL	2.5 mL	1 mL	0.5 mL	0.5 mL
240-2246-D-3	MRC-MW110B-072611	3005A, 6020A	R	50 mL	50 mL	2.5 mL	1 mL		

Lab Sample ID	Client Sample ID	Method Chain	Basis	MTICPMSB 00003
MB 240-11191/1		3005A, 6020A		
LCS 240-11191/2		3005A, 6020A		0.5 mL
240-2246-D-2	MRC-MW110A-072611	3005A, 6020A	R	
240-2246-D-2 MS	MRC-MW110A-072611	3005A, 6020A	R	0.5 mL
240-2246-D-2 MSD	MRC-MW110A-072611	3005A, 6020A	R	0.5 mL
240-2246-D-3	MRC-MW110B-072611	3005A, 6020A	R	

Batch Notes	
Filter Paper Lot Number	4618742
Digestion Tube/Cup Lot #	1202120

Basis	Basis Description
R	Total Recoverable

12-IN
PREPARATION LOG
METALS

Lab Name: TestAmerica North Canton Job No.: 240-2246-1

SDG No.:

Prep Method: 3005A

Lab Sample ID	Preparation Date	Prep Batch	Initial Weight	Initial Volume (mL)	Final Volume (mL)
MB 240-11191/1-A	08/08/2011 12:00	11191		50	50
LCS 240-11191/2-A	08/08/2011 12:00	11191		50	50
240-2246-2	08/08/2011 12:00	11191		50	50
240-2246-2 MS	08/08/2011 12:00	11191		50	50
240-2246-2 MSD	08/08/2011 12:00	11191		50	50
240-2246-3	08/08/2011 12:00	11191		50	50

7A-IN
LAB CONTROL SAMPLE
METALS - TOTAL RECOVERABLE

Lab ID: LCS 240-11191/2-A

Lab Name: TestAmerica North Canton Job No.: 240-2246-1

Sample Matrix: Water LCS Source: MTICPMSA_00003

Analyte	Water(ug/L)							
	True	Found	C	%R	Limits		Q	Method
Arsenic	1000	988		99	80	120		6020A
Barium	1000	964		96	80	120		6020A
Beryllium	1000	976		98	80	120		6020A
Cadmium	1000	1010		101	80	120		6020A
Chromium	1000	935		93	80	120		6020A
Cobalt	1000	964		96	80	120		6020A
Copper	1000	994		99	80	120		6020A
Molybdenum	100	96.8		97	80	120		6020A
Lead	1000	893		89	80	120		6020A
Nickel	1000	998		100	80	120		6020A
Antimony	100	98.7		99	80	120		6020A
Selenium	1000	965		96	80	120		6020A
Silver	100	104		104	80	120		6020A
Vanadium	1000	929		93	80	120		6020A
Thallium	1000	903		90	80	120		6020A
Zinc	1000	1030		103	80	120		6020A

Calculations are performed before rounding to avoid round-off errors in calculated results.

FORM VIIA - IN

METALS BATCH WORKSHEET

Lab Name: TestAmerica North Canton Job No.: 240-2246-1

SDG No.:

Batch Number: 10644 Batch Start Date: 08/03/11 08:07 Batch Analyst: McGall, Lisa

Batch Method: 3005A Batch End Date: 08/03/11 16:00

Lab Sample ID	Client Sample ID	Method Chain	Basis	InitialAmount	FinalAmount	MTHCL 00010	MTHNO3 00010	MTICPMS2 00002	MTICPMSA 00003
MB 240-10641/1-A		3005A, 6020A		50 mL	50 mL	2.5 mL	1 mL		
LCS 240-10644/2		3005A, 6020A		50 mL	50 mL	2.5 mL	1 mL	0.5 mL	0.5 mL
240-2246-E-2-A	MRC-MW110A-072611	3005A, 6020A	D	50 mL	50 mL	2.5 mL	1 mL		
240-2246-E-2-A MS	MRC-MW110A-072611	3005A, 6020A	D	50 mL	50 mL	2.5 mL	1 mL	0.5 mL	0.5 mL
240-2246-E-2-A MSD	MRC-MW110A-072611	3005A, 6020A	D	50 mL	50 mL	2.5 mL	1 mL	0.5 mL	0.5 mL
240-2246-E-3-A	MRC-MW110B-072611	3005A, 6020A	D	50 mL	50 mL	2.5 mL	1 mL		

Lab Sample ID	Client Sample ID	Method Chain	Basis	MTICPMSB 00003
MB 240-10641/1-A		3005A, 6020A		
LCS 240-10644/2		3005A, 6020A		0.5 mL
240-2246-E-2-A	MRC-MW110A-072611	3005A, 6020A	D	
240-2246-E-2-A MS	MRC-MW110A-072611	3005A, 6020A	D	0.5 mL
240-2246-E-2-A MSD	MRC-MW110A-072611	3005A, 6020A	D	0.5 mL
240-2246-E-3-A	MRC-MW110B-072611	3005A, 6020A	D	

Batch Notes

Filter Paper Lot Number	398267
Digestion Tube/Cup Lot #	1012101

Basis	Basis Description
D	Dissolved

12-IN
PREPARATION LOG
METALS

Lab Name: TestAmerica North Canton Job No.: 240-2246-1

SDG No.:

Prep Method: 3005A

Lab Sample ID	Preparation Date	Prep Batch	Initial Weight	Initial Volume (mL)	Final Volume (mL)
MB 240-10641/1-B	08/03/2011 08:07	10644		50	50
LCS 240-10644/2-A	08/03/2011 08:07	10644		50	50
240-2246-2	08/03/2011 08:07	10644		50	50
240-2246-2 MS	08/03/2011 08:07	10644		50	50
240-2246-2 MSD	08/03/2011 08:07	10644		50	50
240-2246-3	08/03/2011 08:07	10644		50	50

13-IN
ANALYSIS RUN LOG
METALS

Lab Name: TestAmerica North Canton Job No.: 240-2246-1

SDG No.:

Instrument ID: I8 Method: 6020A

Start Date: 08/11/2011 10:49 End Date: 08/11/2011 21:51

Lab Sample ID	D/F	Type	Time	Analytes: Ag	As	Ba	Be	Cd	Co	Cr	Cu	Mo	Ni	Pb	Sb	Se	Tl	V	Zn
ICIS 240-11754/1			10:49	X	X	X	X	X	X	X	X	X	X	X	X	X	X	X	X
STD2 240-11754/2 IC	1		10:55	X	X	X	X	X	X	X	X	X	X	X	X	X	X	X	X
STD3 240-11754/3 IC	1		11:01	X	X	X	X	X	X	X	X	X	X	X	X	X	X	X	X
STD4 240-11754/4 IC	1		11:08	X	X	X	X	X	X	X	X	X	X	X	X	X	X	X	X
ICV 240-11754/5	1		11:14	X	X	X	X	X	X	X	X	X	X	X	X	X	X	X	X
ICB 240-11754/6	1		11:20	X	X	X	X	X	X	X	X	X	X	X	X	X	X	X	X
CRI 240-11754/7			11:26																
ZZZZZZ			11:31																
ICSA 240-11754/9	1		11:36	X	X	X	X	X	X	X	X	X	X	X	X	X	X	X	X
ICSAB 240-11754/10	1		11:42	X	X	X	X	X	X	X	X	X	X	X	X	X	X	X	X
CCV 240-11754/11			11:49																
CCB 240-11754/12			11:55																
CCV 240-11754/13			12:01																
CCB 240-11754/14			12:08																
ZZZZZZ			12:13																
CCV 240-11754/16	1		12:29	X	X	X	X	X	X	X	X	X	X	X	X	X	X	X	X
CCB 240-11754/17	1		12:36	X	X	X	X	X	X	X	X	X	X	X	X	X	X	X	X
CRI 240-11754/18	1		12:41	X	X	X	X	X	X	X	X	X	X	X	X	X	X	X	X
MB 240-10641/1-B	1	D	12:46	X	X	X	X	X	X	X	X	X	X	X	X	X	X	X	X
LCS 240-10644/2-A	1	R	12:51	X	X	X	X	X	X	X	X	X	X	X	X	X	X	X	X
240-2246-2 MW110A	1	D	12:58	X	X	X	X	X	X	X	X	X	X	X	X	X	X	X	X
240-2246-2 SD	5	D	13:05	X	X	X	X	X	X	X	X	X	X	X	X	X	X	X	X
ZZZZZZ			13:10																
CCV 240-11754/24	1		13:17	X	X	X	X	X	X	X	X	X	X	X	X	X	X	X	X
CCB 240-11754/25	1		13:24	X	X	X	X	X	X	X	X	X	X	X	X	X	X	X	X
240-2246-2 MS	1	D	13:29	X	X	X	X	X	X	X	X	X	X	X	X	X	X	X	X
240-2246-2 MSD	1	D	13:36	X	X	X	X	X	X	X	X	X	X	X	X	X	X	X	X
240-2246-3 MW110B	1	D	13:43	X	X	X	X	X	X	X	X	X	X	X	X	X	X	X	X
ZZZZZZ			13:50																
ZZZZZZ			13:57																
CCV 240-11754/31	1		14:02	X	X	X	X	X	X	X	X	X	X	X	X	X	X	X	X
CCB 240-11754/32	1		14:09	X	X	X	X	X	X	X	X	X	X	X	X	X	X	X	X
ZZZZZZ			14:15																
ZZZZZZ			14:20																
ZZZZZZ			14:25																
MB 240-11191/1-A	1	R	14:30	X	X	X	X	X	X	X	X	X	X	X	X	X	X	X	X
LCS 240-11191/2-A	1	R	14:35	X	X	X	X	X	X	X	X	X	X	X	X	X	X	X	X
240-2246-2 MW110A-T	1	R	14:42	X	X	X	X	X	X	X	X	X	X	X	X	X	X	X	X
240-2246-2 SD	5	R	14:49	X	X	X	X	X	X	X	X	X	X	X	X	X	X	X	X
ZZZZZZ			14:54																
240-2246-2 MS	1	R	15:01	X	X	X	X	X	X	X	X	X	X	X	X	X	X	X	X
240-2246-2 MSD	1	R	15:08	X	X	X	X	X	X	X	X	X	X	X	X	X	X	X	X

13-IN
ANALYSIS RUN LOG
METALS

Lab Name: TestAmerica North Canton Job No.: 240-2246-1

SDG No.:

Instrument ID: I8 Method: 6020A

Start Date: 08/11/2011 10:49 End Date: 08/11/2011 21:51

Lab Sample ID	D/F	Type	Time	Analytes															
				Ag	As	Ba	Be	Cd	Co	Cr	Cu	Mo	Ni	Pb	Sb	Se	Tl	V	Zn
CCV 240-11754/43	1		15:15	X	X	X	X	X	X	X	X	X	X	X	X	X	X	X	X
CCB 240-11754/44	1		15:22	X	X	X	X	X	X	X	X	X	X	X	X	X	X	X	X
ZZZZZZ			15:29																
ZZZZZZ			15:34																
240-2246-3 MW11 0,B	1	R	15:40	X	X	X	X	X	X	X	X	X	X	X	X	X	X	X	X
ZZZZZZ			15:45																
ZZZZZZ			15:52																
ZZZZZZ			15:57																
ZZZZZZ			16:02																
ZZZZZZ			16:07																
ZZZZZZ			16:12																
ZZZZZZ			16:18																
CCV 240-11754/55	1		16:23	X	X	X	X	X	X	X	X	X	X	X	X	X	X	X	X
CCB 240-11754/56	1		16:30	X	X	X	X	X	X	X	X	X	X	X	X	X	X	X	X
CRI 240-11754/57	1		16:35	X	X	X	X	X	X	X	X	X	X	X	X	X	X	X	X
ZZZZZZ			16:40																
ZZZZZZ			16:46																
ZZZZZZ			16:51																
ZZZZZZ			16:56																
ZZZZZZ			17:01																
CCV 240-11754/63			17:07																
CCB 240-11754/64			17:14																
CCV 240-11754/65			17:19																
CCB 240-11754/66			17:26																
ZZZZZZ			17:31																
ZZZZZZ			17:36																
ZZZZZZ			17:43																
ZZZZZZ			17:50																
ZZZZZZ			17:55																
ZZZZZZ			18:00																
ZZZZZZ			18:06																
ZZZZZZ			18:13																
ZZZZZZ			18:20																
ZZZZZZ			18:25																
CCV 240-11754/77			18:30																
CCB 240-11754/78			18:37																
ZZZZZZ			18:42																
ZZZZZZ			18:47																
ZZZZZZ			18:53																
ZZZZZZ			18:58																
ZZZZZZ			19:03																
ZZZZZZ			19:08																

13-IN
ANALYSIS RUN LOG
METALS

Lab Name: TestAmerica North Canton Job No.: 240-2246-1

SDG No.:

Instrument ID: I8 Method: 6020A

Start Date: 08/11/2011 10:49 End Date: 08/11/2011 21:51

Lab Sample ID	D/F	Type	Time	Analytes														
				Ag	As	Ba	Be	Cd	Co	Cr	Cu	Mo	Ni	Pb	Sb	Se	Tl	V	Zn
ZZZZZZ			19:15																
ZZZZZZ			19:22																
ZZZZZZ			19:29																
ZZZZZZ			19:35																
CCV 240-11754/89			19:40																
CCB 240-11754/90			19:47																
ZZZZZZ			19:53																
ZZZZZZ			19:58																
ZZZZZZ			20:05																
ZZZZZZ			20:12																
ZZZZZZ			20:17																
ZZZZZZ			20:24																
ZZZZZZ			20:31																
ZZZZZZ			20:38																
ZZZZZZ			20:45																
ZZZZZZ			20:50																
CCV 240-11754/101			20:55																
CCB 240-11754/102			21:02																
ZZZZZZ			21:08																
ZZZZZZ			21:13																
ZZZZZZ			21:18																
ZZZZZZ			21:23																
ZZZZZZ			21:29																
ZZZZZZ			21:34																
ZZZZZZ			21:39																
CCV 240-11754/110			21:44																
CCB 240-11754/111			21:51																

Prep Types

D = Dissolved

R = Total Recoverable

T = Total/NA

2A-IN
CALIBRATION VERIFICATIONS
METALS

Lab Name: TestAmerica North Canton Job No.: 240-2246-1

SDG No.:

ICV Source: MTMSICVW_00006 Concentration Units: ug/L

CCV Source: MTMSCAL2CCVW_00020

	ICV 240-11754/5 08/11/2011 11:14				CCV 240-11754/16 08/11/2011 12:29				CCV 240-11754/24 08/11/2011 13:17			
Analyte	Found	C	True	%R	Found	C	True	%R	Found	C	True	%R
Antimony	83.4		80.0	104	101		100	101	99.7		100	100
Arsenic	81.5		80.0	102	102		100	102	102		100	102
Barium	80.8		80.0	101	100		100	100	99.2		100	99
Beryllium	81.8		80.0	102	102		100	102	101		100	101
Cadmium	82.7		80.0	103	102		100	102	100		100	100
Chromium	79.5		80.0	99	99.7		100	100	99.0		100	99
Cobalt	82.3		80.0	103	101		100	101	101		100	101
Copper	83.1		80.0	104	103		100	103	102		100	102
Lead	79.2		80.0	99	101		100	101	101		100	101
Molybdenum	87.9		80.0	110	106		100	106	106		100	106
Nickel	82.5		80.0	103	102		100	102	103		100	103
Selenium	81.3		80.0	102	102		100	102	101		100	101
Silver	83.9		80.0	105	104		100	104	104		100	104
Thallium	84.2		80.0	105	103		100	103	104		100	104
Vanadium	80.2		80.0	100	99.7		100	100	97.3		100	97
Zinc	85.0		80.0	106	102		100	102	102		100	102

Note! Calculations are performed before rounding to avoid round-off errors in calculated results.
Italicized analytes were not requested for this sequence.

2A-IN
CALIBRATION VERIFICATIONS
METALS

Lab Name: TestAmerica North Canton Job No.: 240-2246-1

SDG No.:

ICV Source: MTMSICVW_00006 Concentration Units: ug/L

CCV Source: MTMSCAL2CCVW_00020

	CCV 240-11754/31 08/11/2011 14:02				CCV 240-11754/43 08/11/2011 15:15				CCV 240-11754/55 08/11/2011 16:23			
Analyte	Found	C	True	%R	Found	C	True	%R	Found	C	True	%R
Antimony	101		100	101	100		100	100	101		100	101
Arsenic	102		100	102	101		100	101	101		100	101
Barium	101		100	101	101		100	101	101		100	101
Beryllium	101		100	101	101		100	101	102		100	102
Cadmium	103		100	103	103		100	103	104		100	104
Chromium	98.9		100	99	98.6		100	99	99.3		100	99
Cobalt	100		100	100	99.4		100	99	99.4		100	99
Copper	101		100	101	101		100	101	101		100	101
Lead	101		100	101	100		100	100	101		100	101
Molybdenum	105		100	105	108		100	108	106		100	106
Nickel	101		100	101	101		100	101	100		100	100
Selenium	101		100	101	100		100	100	102		100	102
Silver	105		100	105	107		100	107	106		100	106
Thallium	103		100	103	105		100	105	102		100	102
Vanadium	98.1		100	98	97.4		100	97	97.4		100	97
Zinc	103		100	103	101		100	101	101		100	101

Note! Calculations are performed before rounding to avoid round-off errors in calculated results.
Italicized analytes were not requested for this sequence.

2B-IN
CRQL CHECK STANDARD
METALS

Lab Name: TestAmerica North Canton Job No.: 240-2246-1

SDG No.:

Method: 6020A Instrument ID: I8

Lab Sample ID: CRI 240-11754/18 Concentration Units: ug/L

CRQL Check Standard Source: MTMSCRI6020AW_00001

Analyte	CRQL Check Standard				
	True	Found	Qualifiers	%R(1)	Limits
Arsenic	5.00	4.65	J	93	70-130
Barium	5.00	5.21		104	70-130
Beryllium	1.00	1.05		105	70-130
Cadmium	1.00	1.07		107	70-130
Chromium	2.00	1.80	J	90	70-130
Cobalt	1.00	1.04		104	70-130
Copper	2.00	1.79	J	89	70-130
Molybdenum	10.0	10.6		106	70-130
Lead	1.00	1.11		111	70-130
Nickel	2.00	2.22		111	70-130
Antimony	2.00	2.12		106	70-130
Selenium	5.00	5.23		105	70-130
Silver	1.00	1.09		109	70-130
Vanadium	5.00	4.70	J	94	70-130
Thallium	2.00	2.18		109	70-130
Zinc	20.0	22.8		114	70-130

Lab Sample ID: CRI 240-11754/57 Concentration Units: ug/L

CRQL Check Standard Source: MTMSCRI6020AW_00001

Analyte	CRQL Check Standard				
	True	Found	Qualifiers	%R(1)	Limits
Arsenic	5.00	4.53	J	91	70-130
Barium	5.00	5.23		105	70-130
Beryllium	1.00	1.08		108	70-130
Cadmium	1.00	1.14		114	70-130
Chromium	2.00	1.72	J	86	70-130
Cobalt	1.00	1.07		107	70-130
Copper	2.00	1.77	J	88	70-130
Molybdenum	10.0	10.7		107	70-130
Lead	1.00	1.13		113	70-130
Nickel	2.00	2.14		107	70-130
Antimony	2.00	2.15		107	70-130
Selenium	5.00	5.04		101	70-130
Silver	1.00	1.18		118	70-130
Vanadium	5.00	4.69	J	94	70-130

Note! Calculations are performed before rounding to avoid round-off errors in calculated results.

FORM IIB-IN

2B-IN
CRQL CHECK STANDARD
METALS

Lab Name: TestAmerica North Canton Job No.: 240-2246-1

SDG No.:

Method: 6020A Instrument ID: I8

Lab Sample ID: CRI 240-11754/57 Concentration Units: ug/L

CRQL Check Standard Source: MTMSCRI6020AW_00001

	CRQL Check Standard				
Analyte	True	Found	Qualifiers	%R(1)	Limits
Thallium	2.00	2.23		111	70-130
Zinc	20.0	21.9		109	70-130

Note! Calculations are performed before rounding to avoid round-off errors in calculated results.

FORM IIB-IN

7A-IN
LAB CONTROL SAMPLE
METALS - TOTAL RECOVERABLE

Lab ID: LCS 240-10644/2-A

Lab Name: TestAmerica North Canton Job No.: 240-2246-1

Sample Matrix: Water LCS Source: MTICPMSA_00003

Analyte	Water(ug/L)							
	True	Found	C	%R	Limits		Q	Method
Arsenic	1000	1000		100	80	120		6020A
Barium	1000	967		97	80	120		6020A
Beryllium	1000	995		99	80	120		6020A
Cadmium	1000	1010		101	80	120		6020A
Chromium	1000	952		95	80	120		6020A
Cobalt	1000	981		98	80	120		6020A
Copper	1000	1010		101	80	120		6020A
Molybdenum	100	97.4		97	80	120		6020A
Lead	1000	914		91	80	120		6020A
Nickel	1000	1010		101	80	120		6020A
Antimony	100	101		101	80	120		6020A
Selenium	1000	995		99	80	120		6020A
Silver	100	103		103	80	120		6020A
Vanadium	1000	950		95	80	120		6020A
Thallium	1000	911		91	80	120		6020A
Zinc	1000	1020		102	80	120		6020A

Calculations are performed before rounding to avoid round-off errors in calculated results.

FORM VIIA - IN

5A-IN
MATRIX SPIKE SAMPLE RECOVERY
METALS - TOTAL RECOVERABLE

Client ID: MRC-MW110A-072611 MS | Lab ID: 240-2246-2 MS

Lab Name: TestAmerica North Canton | Job No.: 240-2246-1

SDG No.:

Matrix: Water | Concentration Units: ug/L

% Solids:

Analyte	SSR	C	Sample Result (SR)	C	Spike Added (SA)	%R	Control Limit %R	Q	Method
Arsenic	995		5.0	U	1000	99	82-123		6020A
Barium	1700		700		1000	100	45-144		6020A
Beryllium	987		11		1000	98	77-124		6020A
Cadmium	983		1.5		1000	98	78-117		6020A
Chromium	953		2.0	U	1000	95	72-110		6020A
Cobalt	1540		650		1000	89	67-114		6020A
Copper	988		40		1000	95	60-123		6020A
Molybdenum	103		1.8	J	100	101	80-110		6020A
Lead	876		0.85	J	1000	88	73-115		6020A
Nickel	1400		490		1000	91	72-111		6020A
Antimony	101		0.25	J	100	101	44-153		6020A
Selenium	952		1.2	J	1000	95	72-148		6020A
Silver	100		1.0	U	100	100	10-139		6020A
Vanadium	965		20	U	1000	97	70-112		6020A
Thallium	969		1.4	J	1000	97	69-117		6020A
Zinc	1400		450		1000	95	49-156		6020A

SSR = Spiked Sample Result

Calculations are performed before rounding to avoid round-off errors in calculated results.

FORM VA - IN

5A-IN
MATRIX SPIKE SAMPLE RECOVERY
METALS - DISSOLVED

Client ID: MRC-MW110A-072611 MS | Lab ID: 240-2246-2 MS

Lab Name: TestAmerica North Canton | Job No.: 240-2246-1

SDG No.:

Matrix: Water | Concentration Units: ug/L

% Solids:

Analyte	SSR	C	Sample Result (SR)	C	Spike Added (SA)	%R	Control Limit %R	Q	Method
Arsenic	1010		5.0	U	1000	101	82-123		6020A
Barium	1750		730		1000	102	45-144		6020A
Beryllium	1010		12		1000	100	77-124		6020A
Cadmium	997		0.68	J	1000	100	78-117		6020A
Chromium	963		2.0	U	1000	96	72-110		6020A
Cobalt	1580		680		1000	91	67-114		6020A
Copper	966		3.4		1000	96	60-123		6020A
Molybdenum	103		1.5	J	100	102	80-110		6020A
Lead	885		1.0	U	1000	89	73-115		6020A
Nickel	1440		510		1000	93	72-111		6020A
Antimony	103		0.22	J	100	103	44-153		6020A
Selenium	959		1.1	J	1000	96	72-148		6020A
Silver	101		1.0	U	100	101	10-139		6020A
Vanadium	986		20	U	1000	99	70-112		6020A
Thallium	978		1.3	J	1000	98	69-117		6020A
Zinc	1400		430		1000	97	49-156		6020A
Mercury	0.986		0.20	U	1.00	99	69-134		7470A

SSR = Spiked Sample Result

Calculations are performed before rounding to avoid round-off errors in calculated results.

FORM VA - IN

5A-IN
MATRIX SPIKE DUPLICATE SAMPLE RECOVERY
METALS - TOTAL RECOVERABLE

Client ID: MRC-MW110A-072611 MSD | Lab ID: 240-2246-2 MSD

Lab Name: TestAmerica North Canton | Job No.: 240-2246-1

SDG No.:

Matrix: Water | Concentration Units: ug/L

% Solids:

Analyte	(SDR) C	Spike Added (SA)	%R	Control Limit %R	RPD	RPD Limit	Q	Method
Arsenic	998	1000	100	82-123	0	20		6020A
Barium	1710	1000	100	45-144	0	20		6020A
Beryllium	988	1000	98	77-124	0	20		6020A
Cadmium	989	1000	99	78-117	1	20		6020A
Chromium	950	1000	95	72-110	0	20		6020A
Cobalt	1540	1000	89	67-114	0	20		6020A
Copper	997	1000	96	60-123	1	20		6020A
Molybdenum	104	100	102	80-110	1	20		6020A
Lead	880	1000	88	73-115	0	20		6020A
Nickel	1400	1000	91	72-111	1	20		6020A
Antimony	101	100	101	44-153	0	20		6020A
Selenium	952	1000	95	72-148	0	20		6020A
Silver	101	100	101	10-139	0	20		6020A
Vanadium	969	1000	97	70-112	0	20		6020A
Thallium	976	1000	97	69-117	1	20		6020A
Zinc	1400	1000	95	49-156	0	20		6020A

SDR = Sample Duplicate Result

Calculations are performed before rounding to avoid round-off errors in calculated results.

FORM VD - IN

5A-IN
MATRIX SPIKE DUPLICATE SAMPLE RECOVERY
METALS - DISSOLVED

Client ID: MRC-MW110A-072611 MSD | Lab ID: 240-2246-2 MSD

Lab Name: TestAmerica North Canton | Job No.: 240-2246-1

SDG No.:

Matrix: Water | Concentration Units: ug/L

% Solids:

Analyte	(SDR) C	Spike Added (SA)	%R	Control Limit %R	RPD	RPD Limit	Q	Method
Arsenic	996	1000	100	82-123	2	20		6020A
Barium	1760	1000	103	45-144	0	20		6020A
Beryllium	1000	1000	99	77-124	0	20		6020A
Cadmium	980	1000	98	78-117	2	20		6020A
Chromium	960	1000	96	72-110	0	20		6020A
Cobalt	1580	1000	90	67-114	0	20		6020A
Copper	950	1000	95	60-123	2	20		6020A
Molybdenum	104	100	102	80-110	1	20		6020A
Lead	878	1000	88	73-115	1	20		6020A
Nickel	1430	1000	92	72-111	1	20		6020A
Antimony	103	100	102	44-153	0	20		6020A
Selenium	953	1000	95	72-148	1	20		6020A
Silver	99.1	100	99	10-139	1	20		6020A
Vanadium	979	1000	98	70-112	1	20		6020A
Thallium	981	1000	98	69-117	0	20		6020A
Zinc	1390	1000	96	49-156	1	20		6020A
Mercury	0.955	1.00	96	69-134	3	20		7470A

SDR = Sample Duplicate Result

Calculations are performed before rounding to avoid round-off errors in calculated results.

FORM VD - IN

4A-IN
INTERFERENCE CHECK STANDARD
METALS

Lab Name: TestAmerica North Canton Job No.: 240-2246-1

SDG No.:

Lab Sample ID: ICSA 240-11754/9 Instrument ID: I8

Lab File ID: I80811B.csv ICS Source: MTMSICSAW_00009

Concentration Units: ug/L

Analyte	True Solution A	Found Solution A	Percent Recovery
Antimony		**0.153**	
Arsenic		**0.117**	
Barium		**0.0640**	
Beryllium		**-0.0070**	
Cadmium		**-0.309**	
Chromium		**0.438**	
Cobalt		**0.0550**	
Copper		**-0.208**	
Lead		**0.0570**	
Molybdenum	**1000**	**979**	**98**
Nickel		**0.342**	
Selenium		**0.0430**	
Silver		**0.0240**	
Thallium		**0.141**	
Vanadium		**0.0020**	
Zinc		**3.78**	
Aluminum	*50000*	*48330*	*97*
Boron		*-9.38*	
Calcium	*50000*	*50470*	*101*
Iron	*50000*	*48990*	*98*
Magnesium	*50000*	*50000*	*100*
Manganese		*-0.0830*	
Potassium	*50000*	*51750*	*104*
Sodium	*50000*	*50320*	*101*
Strontium		*0.169*	
Tin		*0.182*	
Titanium	*1000*	*1018*	*102*
Tungsten		*0.466*	

Calculations are performed before rounding to avoid round-off errors in calculated results.

FORM IVA-IN

4A-IN
INTERFERENCE CHECK STANDARD
METALS

Lab Name: TestAmerica North Canton Job No.: 240-2246-1

SDG No.:

Lab Sample ID: ICSAB 240-11754/10 Instrument ID: I8

Lab File ID: I80811B.csv ICS Source: MTMSICSABW_00007

Concentration Units: ug/L

Analyte	True Solution AB	Found Solution AB	Percent Recovery
Antimony	**100**	**99.7**	**100**
Arsenic	**100**	**99.5**	**100**
Barium	**100**	**101**	**101**
Beryllium	**100**	**101**	**101**
Cadmium	**100**	**101**	**101**
Chromium	**100**	**99.6**	**100**
Cobalt	**100**	**99.1**	**99**
Copper	**100**	**98.3**	**98**
Lead	**100**	**98.8**	**99**
Molybdenum	**1100**	**1120**	**102**
Nickel	**100**	**99.9**	**100**
Selenium	**100**	**98.3**	**98**
Silver	**100**	**103**	**103**
Thallium	**100**	**105**	**105**
Vanadium	**100**	**99.9**	**100**
Zinc	**100**	**101**	**101**
Aluminum	*50000*	*49130*	*98*
Boron	*100*	*93.0*	*93*
Calcium	*50000*	*50650*	*101*
Iron	*50000*	*49820*	*100*
Magnesium	*50000*	*50530*	*101*
Manganese	*100*	*105*	*105*
Potassium	*50000*	*52300*	*105*
Sodium	*50000*	*50640*	*101*
Strontium	*100*	*92.0*	*92*
Tin	*100*	*99.1*	*99*
Titanium	*1100*	*1147*	*104*
Tungsten	*100*	*103*	*103*

Calculations are performed before rounding to avoid round-off errors in calculated results.

FORM IVA-IN

8-IN
ICP-AES AND ICP-MS SERIAL DILUTIONS
METALS - TOTAL RECOVERABLE

Lab ID: 240-2246-2

SDG No:

Lab Name: TestAmerica North Canton Job No: 240-2246-1

Matrix: Water Concentration Units: ug/L

Analyte	Initial Sample Result (I)	C	Serial Dilution Result (S)	C	% Difference	Q	Method
Arsenic	5.0	U	25	U	NC		6020A
Barium	700		700		0.36		6020A
Beryllium	11		11.7		NC		6020A
Cadmium	1.5		1.56	J	NC		6020A
Chromium	2.0	U	10	U	NC		6020A
Cobalt	650		671		2.4		6020A
Copper	40		40.9		NC		6020A
Molybdenum	1.8	J	1.44	J	NC		6020A
Lead	0.85	J	5.0	U	NC		6020A
Nickel	490		509		3.8		6020A
Antimony	0.25	J	10	U	NC		6020A
Selenium	1.2	J	25	U	NC		6020A
Silver	1.0	U	5.0	U	NC		6020A
Vanadium	20	U	100	U	NC		6020A
Thallium	1.4	J	2.54	J	NC		6020A
Zinc	450		474		NC		6020A

Calculations are performed before rounding to avoid round-off errors in calculated results.

FORM VIII-IN

8-IN
ICP-AES AND ICP-MS SERIAL DILUTIONS
METALS - DISSOLVED

Lab ID: 240-2246-2

SDG No:

Lab Name: TestAmerica North Canton Job No: 240-2246-1

Matrix: Water Concentration Units: ug/L

Analyte	Initial Sample Result (I)	C	Serial Dilution Result (S)	C	% Difference	Q	Method
Arsenic	5.0	U	25	U	NC		6020A
Barium	730		747		2.5		6020A
Beryllium	12		12.4		NC		6020A
Cadmium	0.68	J	0.755	J	NC		6020A
Chromium	2.0	U	10	U	NC		6020A
Cobalt	680		701		3.6		6020A
Copper	3.4		2.04	J	NC		6020A
Molybdenum	1.5	J	1.91	J	NC		6020A
Lead	1.0	U	5.0	U	NC		6020A
Nickel	510		534		5.2		6020A
Antimony	0.22	J	10	U	NC		6020A
Selenium	1.1	J	25	U	NC		6020A
Silver	1.0	U	5.0	U	NC		6020A
Vanadium	20	U	100	U	NC		6020A
Thallium	1.3	J	2.30	J	NC		6020A
Zinc	430		463		NC		6020A

Calculations are performed before rounding to avoid round-off errors in calculated results.

FORM VIII-IN

9-IN
CALIBRATION BLANK DETECTION LIMITS
METALS - TOTAL RECOVERABLE

Lab Name: TestAmerica North Canton Job Number: 240-2246-1

SDG Number:

Matrix: Water Instrument ID: I8

Method: 6020A XMDL Date: 02/09/2010 15:53

Analyte	Wavelength/ Mass	XRL (ug/L)	XMDL (ug/L)
Antimony	121.00	2	0.13
Arsenic	75.00	5	0.4
Barium	137.00	5	0.19
Beryllium	9.00	1	0.2
Cadmium	111.00	1	0.13
Chromium	52.00	2	0.71
Cobalt	59.00	1	0.058
Copper	65.00	2	0.29
Lead	208.00	1	0.18
Molybdenum	95.00	10	0.093
Nickel	60.00	2	0.2
Selenium	78.00	5	0.57
Silver	107.00	1	0.08
Thallium	205.00	2	0.14
Vanadium	51.00	20	0.44
Zinc	66.00	20	2.3

9-IN
DETECTION LIMITS
METALS - TOTAL RECOVERABLE

Lab Name: TestAmerica North Canton Job Number: 240-2246-1

SDG Number:

Matrix: Water Instrument ID: I8

Method: 6020A MDL Date: 02/09/2010 15:53

Prep Method: 3005A

Analyte	Wavelength/ Mass	RL (ug/L)	MDL (ug/L)
Antimony	121.00	2	0.13
Arsenic	75.00	5	0.4
Barium	137.00	5	0.19
Beryllium	9.00	1	0.2
Cadmium	111.00	1	0.13
Chromium	52.00	2	0.71
Cobalt	59.00	1	0.058
Copper	65.00	2	0.29
Lead	208.00	1	0.18
Molybdenum	95.00	10	0.093
Nickel	60.00	2	0.2
Selenium	78.00	5	0.57
Silver	107.00	1	0.08
Thallium	205.00	2	0.14
Vanadium	51.00	20	0.44
Zinc	66.00	20	2.3

9-IN
CALIBRATION BLANK DETECTION LIMITS
METALS - DISSOLVED

Lab Name: TestAmerica North Canton Job Number: 240-2246-1

SDG Number:

Matrix: Water Instrument ID: I8

Method: 6020A XMDL Date: 02/09/2010 15:53

Analyte	Wavelength/ Mass	XRL (ug/L)	XMDL (ug/L)
Antimony	121.00	2	0.13
Arsenic	75.00	5	0.4
Barium	137.00	5	0.19
Beryllium	9.00	1	0.2
Cadmium	111.00	1	0.13
Chromium	52.00	2	0.71
Cobalt	59.00	1	0.058
Copper	65.00	2	0.29
Lead	208.00	1	0.18
Molybdenum	95.00	10	0.093
Nickel	60.00	2	0.2
Selenium	78.00	5	0.57
Silver	107.00	1	0.08
Thallium	205.00	2	0.14
Vanadium	51.00	20	0.44
Zinc	66.00	20	2.3

9-IN
DETECTION LIMITS
METALS - DISSOLVED

Lab Name: TestAmerica North Canton Job Number: 240-2246-1

SDG Number:

Matrix: Water Instrument ID: I8

Method: 6020A MDL Date: 02/09/2010 15:53

Prep Method: 3005A

Analyte	Wavelength/ Mass	RL (ug/L)	MDL (ug/L)
Antimony	121.00	2	0.13
Arsenic	75.00	5	0.4
Barium	137.00	5	0.19
Beryllium	9.00	1	0.2
Cadmium	111.00	1	0.13
Chromium	52.00	2	0.71
Cobalt	59.00	1	0.058
Copper	65.00	2	0.29
Lead	208.00	1	0.18
Molybdenum	95.00	10	0.093
Nickel	60.00	2	0.2
Selenium	78.00	5	0.57
Silver	107.00	1	0.08
Thallium	205.00	2	0.14
Vanadium	51.00	20	0.44
Zinc	66.00	20	2.3

11-IN
LINEAR RANGES
METALS

Lab Name: TestAmerica North Canton Job No: 240-2246-1

SDG No.:

Instrument ID: I8 Date: 07/05/2011 09:44

Analyte	Integ. Time (Sec.)	Concentration (ppb)	Method
Arsenic		10000	6020A
Barium		10000	6020A
Beryllium		10000	6020A
Cadmium		10000	6020A
Chromium		10000	6020A
Cobalt		10000	6020A
Copper		10000	6020A
Molybdenum		2000	6020A
Lead		10000	6020A
Nickel		10000	6020A
Antimony		1000	6020A
Selenium		10000	6020A
Silver		1000	6020A
Vanadium		10000	6020A
Thallium		10000	6020A
Zinc		10000	6020A

15-IN
ICP-MS INTERNAL STANDARDS RELATIVE INTENSITY SUMMARY
METALS

Lab Name: TestAmerica North Canton Job No.: 240-2246-1

SDG No.:

ICP-MS Instrument ID: I8 Start Date: 08/11/2011 End Date: 08/11/2011

		Internal Standards %RI For:									
Lab Sample ID	Time	Element Li	Q	Element Sc	Q	Element Sc	Q	Element Ge	Q	Element In	Q
STD2 240-11754/2 IC	10:55	95		94		96		93		96	
STD3 240-11754/3 IC	11:01	87		90		92		89		93	
STD4 240-11754/4 IC	11:08	93		96		98		102		101	
ICV 240-11754/5	11:14	91		94		96		94		97	
ICB 240-11754/6	11:20	93		95		98		100		100	
ICSA 240-11754/9	11:36	94		94		101		103		101	
ICSAB 240-11754/10	11:42	96		95		105		106		104	
CCV 240-11754/16	12:29	94		100		106		102		104	
CCB 240-11754/17	12:36	101		103		108		109		109	
CRI 240-11754/18	12:41	103		106		112		112		112	
MB 240-10641/1-B	12:46	103		107		111		114		111	
LCS 240-10644/2-A	12:51	99		104		109		110		110	
240-2246-2	12:58	93		100		106		105		105	
240-2246-2 SD	13:05	98		102		109		112		109	
240-2246-2 PDS	13:10	91		97		105		104		103	
CCV 240-11754/24	13:17	97		102		110		106		108	
CCB 240-11754/25	13:24	100		104		111		111		110	
240-2246-2 MS	13:29	90		99		106		106		105	
240-2246-2 MSD	13:36	88		96		105		105		104	
240-2246-3	13:43	94		101		109		111		109	
CCV 240-11754/31	14:02	98		102		112		108		109	
CCB 240-11754/32	14:09	101		103		112		112		111	
MB 240-11191/1-A	14:30	110		116		124		125		121	
LCS 240-11191/2-A	14:35	105		110		120		118		117	
240-2246-2	14:42	97		104		116		112		110	
240-2246-2 SD	14:49	103		108		117		120		115	
240-2246-2 PDS	14:54	95		103		113		111		110	
240-2246-2 MS	15:01	92		100		114		111		110	
240-2246-2 MSD	15:08	91		100		114		111		110	
CCV 240-11754/43	15:15	100		105		119		115		113	
CCB 240-11754/44	15:22	103		109		118		119		116	
240-2246-3	15:40	101		108		119		118		113	
CCV 240-11754/55	16:23	95		99		115		111		110	
CCB 240-11754/56	16:30	95		101		114		112		111	
CRI 240-11754/57	16:35	100		105		117		117		115	

15-IN
ICP-MS INTERNAL STANDARDS RELATIVE INTENSITY SUMMARY
METALS

Lab Name: TestAmerica North Canton Job No.: 240-2246-1

SDG No.:

ICP-MS Instrument ID: I8 Start Date: 08/11/2011 End Date: 08/11/2011

		Internal Standards %RI For:									
Lab Sample ID	Time	Element Tb	Q	Element Ho	Q	Element Bi	Q	Element	Q	Element	Q
STD2 240-11754/2 IC	10:55			96		91					
STD3 240-11754/3 IC	11:01			95		88					
STD4 240-11754/4 IC	11:08			100		103					
ICV 240-11754/5	11:14			98		94					
ICB 240-11754/6	11:20			99		102					
ICSA 240-11754/9	11:36			98		96					
ICSAB 240-11754/10	11:42			103		99					
CCV 240-11754/16	12:29			105		97					
CCB 240-11754/17	12:36			106		109					
CRI 240-11754/18	12:41			109		109					
MB 240-10641/1-B	12:46			109		109					
LCS 240-10644/2-A	12:51			109		107					
240-2246-2	12:58			107		96					
240-2246-2 SD	13:05			108		105					
240-2246-2 PDS	13:10			107		95					
CCV 240-11754/24	13:17			108		101					
CCB 240-11754/25	13:24			108		109					
240-2246-2 MS	13:29			108		96					
240-2246-2 MSD	13:36			108		97					
240-2246-3	13:43			109		102					
CCV 240-11754/31	14:02			110		100					
CCB 240-11754/32	14:09			110		109					
MB 240-11191/1-A	14:30			120		117					
LCS 240-11191/2-A	14:35			117		112					
240-2246-2	14:42			115		100					
240-2246-2 SD	14:49			116		108					
240-2246-2 PDS	14:54			113		98					
240-2246-2 MS	15:01			115		99					
240-2246-2 MSD	15:08			114		100					
CCV 240-11754/43	15:15			117		104					
CCB 240-11754/44	15:22			116		112					
240-2246-3	15:40			116		105					
CCV 240-11754/55	16:23			114		102					
CCB 240-11754/56	16:30			113		109					
CRI 240-11754/57	16:35			116		111					

13-IN
ANALYSIS RUN LOG
METALS

Hg

Lab Name: TestAmerica North Canton Job No.: 240-2246-1

SDG No.:

Instrument ID: H1 Method: 7470A

Start Date: 08/04/2011 13:31 End Date: 08/04/2011 17:08

Lab Sample ID	D/F	Type	Time	Analytes: Hg
IC 240-10819/1-A			13:31	X
IC 240-10819/2-A			13:33	X
IC 240-10819/3-A			13:34	X
IC 240-10819/4-A			13:35	X
IC 240-10819/5-A			13:36	X
IC 240-10819/6-A			13:38	X
ICV 240-10819/7-A	1		13:39	X
ICB 240-10819/8-A	1		13:40	X
CRA 240-10819/9-A	1		13:42	X
CCVL 240-10819/10-A	1		13:43	X
CCB 240-10819/12-A			13:44	
ZZZZZZ			13:46	
ZZZZZZ			13:47	
ZZZZZZ			13:48	
ZZZZZZ			13:49	
ZZZZZZ			13:51	
ZZZZZZ			13:52	
ZZZZZZ			13:53	
ZZZZZZ			13:54	
ZZZZZZ			13:56	
ZZZZZZ			13:57	
CCV 240-10819/11-A	1		13:58	X
CCB 240-10819/12-A	1		14:00	X
ZZZZZZ			14:01	
ZZZZZZ			14:02	
ZZZZZZ			14:04	
ZZZZZZ			14:05	
ZZZZZZ			14:06	
ZZZZZZ			14:07	
ZZZZZZ			14:09	
ZZZZZZ			14:10	
ZZZZZZ			14:11	
MB 240-10641/1-C	1	D	14:12	X
CCV 240-10819/11-A	1		14:14	X
CCB 240-10819/12-A	1		14:15	X
LCS 240-10649/2-A	1	T	14:16	X
240-2246-2	1	D	14:18	X
240-2246-2 MS	1	D	14:19	X
240-2246-2 MSD	1	D	14:20	X
240-2246-3	1	D	14:21	X
ZZZZZZ			14:23	
ZZZZZZ			14:24	

13-IN
ANALYSIS RUN LOG
METALS

Lab Name: TestAmerica North Canton Job No.: 240-2246-1

SDG No.:

Instrument ID: H1 Method: 7470A

Start Date: 08/04/2011 13:31 End Date: 08/04/2011 17:08

Lab Sample ID	D/F	Type	Time	Analytes: Hg
ZZZZZZ			14:25	
ZZZZZZ			14:26	
ZZZZZZ			14:28	
CCV 240-10819/11-A	1		14:29	X
CCB 240-10819/12-A	1		14:30	X
ZZZZZZ			14:32	
ZZZZZZ			14:33	
ZZZZZZ			14:34	
ZZZZZZ			14:35	
ZZZZZZ			14:37	
ZZZZZZ			14:38	
ZZZZZZ			14:39	
ZZZZZZ			14:41	
ZZZZZZ			14:42	
ZZZZZZ			14:43	
CCV 240-10819/11-A			14:44	
CCB 240-10819/12-A			14:46	
ZZZZZZ			14:47	
ZZZZZZ			14:48	
ZZZZZZ			14:50	
ZZZZZZ			14:51	
ZZZZZZ			14:52	
ZZZZZZ			14:53	
ZZZZZZ			14:55	
ZZZZZZ			14:56	
ZZZZZZ			14:57	
ZZZZZZ			14:58	
CCV 240-10819/11-A			15:00	
CCB 240-10819/12-A			15:01	
ZZZZZZ			15:02	
ZZZZZZ			15:03	
ZZZZZZ			15:05	
ZZZZZZ			15:06	
ZZZZZZ			15:07	
ZZZZZZ			15:09	
ZZZZZZ			15:10	
ZZZZZZ			15:11	
ZZZZZZ			15:13	
ZZZZZZ			15:14	
CCV 240-10819/11-A			15:15	
CCB 240-10819/12-A			15:16	
ZZZZZZ			15:18	

Lab Name: TestAmerica North Canton Job No.: 240-2246-1

SDG No.:

Instrument ID: H1 Method: 7470A

Start Date: 08/04/2011 13:31 End Date: 08/04/2011 17:08

Lab Sample ID	D/F	Type	Time	Analytes: Hg
ZZZZZZ			15:19	
ZZZZZZ			15:20	
ZZZZZZ			15:22	
ZZZZZZ			15:23	
ZZZZZZ			15:24	
ZZZZZZ			15:25	
ZZZZZZ			15:27	
ZZZZZZ			15:28	
ZZZZZZ			15:29	
CCV 240-10819/11-A			15:31	
CCB 240-10819/12-A			15:32	
ZZZZZZ			15:33	
ZZZZZZ			15:34	
ZZZZZZ			15:36	
ZZZZZZ			15:37	
ZZZZZZ			15:38	
ZZZZZZ			15:40	
ZZZZZZ			15:41	
ZZZZZZ			15:42	
ZZZZZZ			15:44	
ZZZZZZ			15:45	
CCV 240-10819/11-A			15:46	
CCB 240-10819/12-A			15:47	
ZZZZZZ			15:49	
CCV 240-10819/11-A			15:50	
CCB 240-10819/12-A			15:51	
CCV 240-10819/11-A			15:59	
CCB 240-10819/12-A			16:00	
ZZZZZZ			16:01	
ZZZZZZ			16:02	
ZZZZZZ			16:04	
ZZZZZZ			16:05	
ZZZZZZ			16:06	
ZZZZZZ			16:08	
ZZZZZZ			16:09	
ZZZZZZ			16:10	
ZZZZZZ			16:11	
ZZZZZZ			16:13	
CCV 240-10819/11-A			16:14	
CCB 240-10819/12-A			16:15	
ZZZZZZ			16:16	
ZZZZZZ			16:18	

13-IN
ANALYSIS RUN LOG
METALS

Lab Name: TestAmerica North Canton Job No.: 240-2246-1

SDG No.:

Instrument ID: H1 Method: 7470A

Start Date: 08/04/2011 13:31 End Date: 08/04/2011 17:08

Lab Sample ID	D/F	Type	Time	Analytes: Hg
ZZZZZZ			16:19	
ZZZZZZ			16:20	
ZZZZZZ			16:21	
ZZZZZZ			16:23	
ZZZZZZ			16:24	
ZZZZZZ			16:25	
ZZZZZZ			16:27	
ZZZZZZ			16:28	
CCV 240-10819/11-A			16:29	
CCB 240-10819/12-A			16:30	
ZZZZZZ			16:32	
ZZZZZZ			16:33	
ZZZZZZ			16:34	
ZZZZZZ			16:36	
ZZZZZZ			16:37	
ZZZZZZ			16:38	
ZZZZZZ			16:39	
ZZZZZZ			16:41	
ZZZZZZ			16:42	
ZZZZZZ			16:43	
CCV 240-10819/11-A			16:45	
CCB 240-10819/12-A			16:46	
ZZZZZZ			16:47	
ZZZZZZ			16:49	
ZZZZZZ			16:50	
ZZZZZZ			16:51	
ZZZZZZ			16:52	
ZZZZZZ			16:54	
ZZZZZZ			16:55	
ZZZZZZ			16:56	
ZZZZZZ			16:58	
ZZZZZZ			16:59	
CCV 240-10819/11-A			17:00	
CCB 240-10819/12-A			17:02	
ZZZZZZ			17:03	
ZZZZZZ			17:04	
ZZZZZZ			17:05	
CCV 240-10819/11-A			17:07	
CCB 240-10819/12-A			17:08	

13-IN
ANALYSIS RUN LOG
METALS

Lab Name: TestAmerica North Canton Job No.: 240-2246-1

SDG No.:

Instrument ID: H1 Method: 7470A

Start Date: 08/04/2011 13:31 End Date: 08/04/2011 17:08

Prep Types
D = Dissolved
T = Total/NA

3-IN
INSTRUMENT BLANKS
METALS

Lab Name: TestAmerica North Canton Job No.: 240-2246-1

SDG No.:

Concentration Units: ug/L

		ICB 240-10819/8-A 08/04/2011 13:40		CCB 240-10819/12-A 08/04/2011 14:00		CCB 240-10819/12-A 08/04/2011 14:15		CCB 240-10819/12-A 08/04/2011 14:30	
Analyte	RL	Found	C	Found	C	Found	C	Found	C
Mercury	0.20	0.20	U	0.20	U	0.20	U	0.20	U

Italicized analytes were not requested for this sequence.

2A-IN
CALIBRATION VERIFICATIONS
METALS

Lab Name: TestAmerica North Canton Job No.: 240-2246-1

SDG No.:

ICV Source: MTHGICVW_00091 Concentration Units: ug/L

CCV Source: MTHGCALW_00053

	ICV 240-10819/7-A 08/04/2011 13:39				CCVL 240-10819/10-A 08/04/2011 13:43				CCV 240-10819/11-A 08/04/2011 13:58			
Analyte	Found	C	True	%R	Found	C	True	%R	Found	C	True	%R
Mercury	2.66		2.50	107	5.01		5.00	100	4.92		5.00	98

Note! Calculations are performed before rounding to avoid round-off errors in calculated results.
Italicized analytes were not requested for this sequence.

2A-IN
CALIBRATION VERIFICATIONS
METALS

Lab Name: TestAmerica North Canton Job No.: 240-2246-1

SDG No.:

ICV Source: MTHGICVW_00091 Concentration Units: ug/L

CCV Source: MTHGCALW_00053

	CCV 240-10819/11-A 08/04/2011 14:14				CCV 240-10819/11-A 08/04/2011 14:29							
Analyte	Found	C	True	%R	Found	C	True	%R	Found	C	True	%R
Mercury	5.11		5.00	102	5.05		5.00	101				

Note! Calculations are performed before rounding to avoid round-off errors in calculated results.
Italicized analytes were not requested for this sequence.

12-IN
PREPARATION LOG
METALS

Lab Name: TestAmerica North Canton Job No.: 240-2246-1

SDG No.:

Prep Method: 7470A

Lab Sample ID	Preparation Date	Prep Batch	Initial Weight	Initial Volume (mL)	Final Volume (mL)
MB 240-10641/1-C	08/03/2011 13:25	10649		100	100
LCS 240-10649/2-A	08/03/2011 13:25	10649		100	100
240-2246-2	08/03/2011 13:25	10649		100	100
240-2246-2 MS	08/03/2011 13:25	10649		100	100
240-2246-2 MSD	08/03/2011 13:25	10649		100	100
240-2246-3	08/03/2011 13:25	10649		100	100

METALS BATCH WORKSHEET

Lab Name: TestAmerica North Canton Job No.: 240-2246-1

SDG No.:

Batch Number: 10649 Batch Start Date: 08/03/11 13:25 Batch Analyst: McGall, Lisa

Batch Method: 7470A Batch End Date: 08/03/11 15:25

Lab Sample ID	Client Sample ID	Method Chain	Basis	InitialAmount	FinalAmount	MTH2S04 00004	MTHGICVW 00089	MTHNO3 00010	MTK2S208RGNT 00003
MB 240-10641/1-A		7470A, 7470A		100 mL	100 mL	5 mL		2.5 mL	8 mL
LCS 240-10649/2		7470A, 7470A		100 mL	100 mL	5 mL	5 mL	2.5 mL	8 mL
240-2246-E-2-A	MRC-MW110A-072611	7470A, 7470A	D	100 mL	100 mL	5 mL		2.5 mL	8 mL
240-2246-E-2-A MS	MRC-MW110A-072611	7470A, 7470A	D	100 mL	100 mL	5 mL	1 mL	2.5 mL	8 mL
240-2246-E-2-A MSD	MRC-MW110A-072611	7470A, 7470A	D	100 mL	100 mL	5 mL	1 mL	2.5 mL	8 mL
240-2246-E-3-A	MRC-MW110B-072611	7470A, 7470A	D	100 mL	100 mL	5 mL		2.5 mL	8 mL

Lab Sample ID	Client Sample ID	Method Chain	Basis	MTKMN04W 00003
MB 240-10641/1-A		7470A, 7470A		15 mL
LCS 240-10649/2		7470A, 7470A		15 mL
240-2246-E-2-A	MRC-MW110A-072611	7470A, 7470A	D	15 mL
240-2246-E-2-A MS	MRC-MW110A-072611	7470A, 7470A	D	15 mL
240-2246-E-2-A MSD	MRC-MW110A-072611	7470A, 7470A	D	15 mL
240-2246-E-3-A	MRC-MW110B-072611	7470A, 7470A	D	15 mL

Batch Notes

Basis	Basis Description
D	Dissolved

3-IN
METHOD BLANK
METALS - DISSOLVED

Lab Name: TestAmerica North Canton Job No.: 240-2246-1

SDG No.:

Concentration Units: ug/L Lab Sample ID: MB 240-10641/1-C

Instrument Code: H1 Batch No.: 10930

CAS No.	Analyte	Concentration	C	Q	Method
7439-97-6	Mercury	0.20	U		7470A

7A-IN
LAB CONTROL SAMPLE
METALS

Lab ID: LCS 240-10649/2-A

Lab Name: TestAmerica North Canton Job No.: 240-2246-1

Sample Matrix: Water LCS Source: MTHGICVW_00089

Analyte	Water(ug/L)							
	True	Found	C	%R	Limits		Q	Method
Mercury	5.00	4.71		94	81	123		7470A

Calculations are performed before rounding to avoid round-off errors in calculated results.

FORM VIIA - IN

13-IN
ANALYSIS RUN LOG
METALS

Lab Name: TestAmerica North Canton Job No.: 240-2246-1

SDG No.:

Instrument ID: H1 Method: 7470A

Start Date: 08/10/2011 12:48 End Date: 08/10/2011 16:45

Lab Sample ID	D/F	Type	Time	Analytes: Hg
STD1REP1 240-11543/1 IC			12:48	X
STD2REP1 240-11543/2 IC			12:49	X
STD3REP1 240-11543/3 IC			12:50	X
STD4REP1 240-11543/4 IC			12:51	X
STD5REP1 240-11543/5 IC			12:53	X
STD6REP1 240-11543/6 IC			12:54	X
ICV 240-11493/7-A	1		12:55	X
ICB 240-11493/8-A	1		12:57	X
CRA 240-11493/9-A	1		12:58	X
CCVL 240-11493/10-A	1		12:59	X
CCB 240-11493/12-A			13:01	
ZZZZZZ			13:02	
ZZZZZZ			13:03	
ZZZZZZ			13:04	
ZZZZZZ			13:06	
ZZZZZZ			13:07	
ZZZZZZ			13:08	
ZZZZZZ			13:09	
ZZZZZZ			13:11	
ZZZZZZ			13:12	
ZZZZZZ			13:13	
CCV 240-11493/11-A			13:14	
CCB 240-11493/12-A			13:16	
ZZZZZZ			13:17	
ZZZZZZ			13:18	
ZZZZZZ			13:20	
ZZZZZZ			13:21	
ZZZZZZ			13:22	
ZZZZZZ			13:23	
ZZZZZZ			13:25	
ZZZZZZ			13:26	
ZZZZZZ			13:27	
ZZZZZZ			13:29	
CCV 240-11493/11-A			13:30	
CCB 240-11493/12-A			13:31	
ZZZZZZ			13:32	
ZZZZZZ			13:34	
ZZZZZZ			13:35	
ZZZZZZ			13:36	

13-IN
ANALYSIS RUN LOG
METALS

Lab Name: TestAmerica North Canton Job No.: 240-2246-1

SDG No.:

Instrument ID: H1 Method: 7470A

Start Date: 08/10/2011 12:48 End Date: 08/10/2011 16:45

Lab Sample ID	D/F	Type	Time	Analytes: Hg
ZZZZZZ			13:38	
ZZZZZZ			13:39	
ZZZZZZ			13:40	
ZZZZZZ			13:41	
ZZZZZZ			13:43	
ZZZZZZ			13:44	
CCV 240-11493/11-A			13:45	
CCB 240-11493/12-A			13:47	
ZZZZZZ			13:48	
ZZZZZZ			13:49	
ZZZZZZ			13:50	
ZZZZZZ			13:52	
ZZZZZZ			13:53	
ZZZZZZ			13:54	
ZZZZZZ			13:56	
ZZZZZZ			13:57	
ZZZZZZ			13:58	
ZZZZZZ			13:59	
CCV 240-11493/11-A			14:01	
CCB 240-11493/12-A			14:02	
ZZZZZZ			14:03	
CCV 240-11493/11-A			14:05	
CCB 240-11493/12-A			14:06	
CCV 240-11493/11-A	1		14:18	X
CCB 240-11493/12-A	1		14:19	X
MB 240-11294/1-A	1	T	14:20	X
LCS 240-11294/2-A	1	T	14:21	X
ZZZZZZ			14:23	
240-2491-B-1-C MS	1	T	14:24	X
240-2491-B-1-D MSD	1	T	14:25	X
ZZZZZZ			14:26	
ZZZZZZ			14:28	
ZZZZZZ			14:29	
ZZZZZZ			14:30	
ZZZZZZ			14:32	
CCV 240-11493/11-A	1		14:33	X
CCB 240-11493/12-A	1		14:34	X
ZZZZZZ			14:35	
ZZZZZZ			14:37	
ZZZZZZ			14:38	
ZZZZZZ			14:39	
ZZZZZZ			14:40	

13-IN
ANALYSIS RUN LOG
METALS

Lab Name: TestAmerica North Canton Job No.: 240-2246-1

SDG No.:

Instrument ID: H1 Method: 7470A

Start Date: 08/10/2011 12:48 End Date: 08/10/2011 16:45

Lab Sample ID	D/F	Type	Time	Analytes: Hg
ZZZZZZ			14:42	
ZZZZZZ			14:43	
240-2246-2	1	T	14:44	X
240-2246-3	1	T	14:46	X
ZZZZZZ			14:47	
CCV 240-11493/11-A	1		14:48	X
CCB 240-11493/12-A	1		14:50	X
ZZZZZZ			14:51	
ZZZZZZ			14:52	
ZZZZZZ			14:53	
ZZZZZZ			14:55	
ZZZZZZ			14:56	
ZZZZZZ			14:57	
ZZZZZZ			14:59	
ZZZZZZ			15:00	
ZZZZZZ			15:01	
ZZZZZZ			15:03	
CCV 240-11493/11-A			15:04	
CCB 240-11493/12-A			15:05	
ZZZZZZ			15:06	
ZZZZZZ			15:08	
ZZZZZZ			15:09	
ZZZZZZ			15:10	
ZZZZZZ			15:12	
ZZZZZZ			15:13	
ZZZZZZ			15:14	
ZZZZZZ			15:16	
ZZZZZZ			15:17	
ZZZZZZ			15:18	
CCV 240-11493/11-A			15:20	
CCB 240-11493/12-A			15:21	
ZZZZZZ			15:22	
ZZZZZZ			15:24	
ZZZZZZ			15:25	
ZZZZZZ			15:26	
ZZZZZZ			15:27	
CCV 240-11493/11-A			15:29	
CCB 240-11493/12-A			15:30	
CCV 240-11493/11-A			15:48	
CCB 240-11493/12-A			15:50	
ZZZZZZ			15:51	
ZZZZZZ			15:52	

13-IN
ANALYSIS RUN LOG
METALS

Lab Name: TestAmerica North Canton Job No.: 240-2246-1

SDG No.:

Instrument ID: H1 Method: 7470A

Start Date: 08/10/2011 12:48 End Date: 08/10/2011 16:45

Lab Sample ID	D/F	Type	Time	Analytes: Hg
ZZZZZZ			15:54	
ZZZZZZ			15:55	
ZZZZZZ			15:56	
ZZZZZZ			15:57	
ZZZZZZ			15:59	
ZZZZZZ			16:00	
ZZZZZZ			16:01	
ZZZZZZ			16:03	
CCV 240-11493/11-A			16:04	
CCB 240-11493/12-A			16:05	
ZZZZZZ			16:06	
ZZZZZZ			16:08	
ZZZZZZ			16:09	
ZZZZZZ			16:10	
ZZZZZZ			16:12	
ZZZZZZ			16:13	
ZZZZZZ			16:14	
ZZZZZZ			16:15	
ZZZZZZ			16:17	
ZZZZZZ			16:18	
CCV 240-11493/11-A			16:19	
CCB 240-11493/12-A			16:21	
ZZZZZZ			16:22	
ZZZZZZ			16:23	
ZZZZZZ			16:24	
ZZZZZZ			16:26	
ZZZZZZ			16:27	
ZZZZZZ			16:28	
ZZZZZZ			16:29	
ZZZZZZ			16:31	
ZZZZZZ			16:32	
ZZZZZZ			16:33	
CCV 240-11493/11-A			16:35	
CCB 240-11493/12-A			16:36	
ZZZZZZ			16:37	
ZZZZZZ			16:38	
ZZZZZZ			16:40	
ZZZZZZ			16:41	
ZZZZZZ			16:42	
CCV 240-11493/11-A			16:44	
CCB 240-11493/12-A			16:45	

13-IN
ANALYSIS RUN LOG
METALS

Lab Name: TestAmerica North Canton Job No.: 240-2246-1

SDG No.:

Instrument ID: H1 Method: 7470A

Start Date: 08/10/2011 12:48 End Date: 08/10/2011 16:45

Prep Types
T = Total/NA

2A-IN
CALIBRATION VERIFICATIONS
METALS

Lab Name: TestAmerica North Canton Job No.: 240-2246-1

SDG No.:

ICV Source: MTHGICVW_00095 Concentration Units: ug/L

CCV Source: MTHGCALW_00055

	ICV 240-11493/7-A 08/10/2011 12:55				CCVL 240-11493/10-A 08/10/2011 12:59				CCV 240-11493/11-A 08/10/2011 14:18			
Analyte	Found	C	True	%R	Found	C	True	%R	Found	C	True	%R
Mercury	2.56		2.50	102	5.14		5.00	103	4.54		5.00	91

Note! Calculations are performed before rounding to avoid round-off errors in calculated results.
Italicized analytes were not requested for this sequence.

2A-IN
CALIBRATION VERIFICATIONS
METALS

Lab Name: TestAmerica North Canton Job No.: 240-2246-1

SDG No.:

ICV Source: MTHGICVW_00095 Concentration Units: ug/L

CCV Source: MTHGCALW_00055

	CCV 240-11493/11-A 08/10/2011 14:33				CCV 240-11493/11-A 08/10/2011 14:48							
Analyte	Found	C	True	%R	Found	C	True	%R	Found	C	True	%R
Mercury	4.76		5.00	95	4.74		5.00	95				

Note! Calculations are performed before rounding to avoid round-off errors in calculated results.
Italicized analytes were not requested for this sequence.

3-IN
INSTRUMENT BLANKS
METALS

Lab Name: TestAmerica North Canton Job No.: 240-2246-1

SDG No.:

Concentration Units: ug/L

Analyte	RL	ICB 240-11493/8-A 08/10/2011 12:57 Found	C	CCB 240-11493/12-A 08/10/2011 14:19 Found	C	CCB 240-11493/12-A 08/10/2011 14:34 Found	C	CCB 240-11493/12-A 08/10/2011 14:50 Found	C
Mercury	0.20	0.20	U	0.20	U	0.20	U	0.20	U

Italicized analytes were not requested for this sequence.

12-IN
PREPARATION LOG
METALS

Lab Name: TestAmerica North Canton Job No.: 240-2246-1

SDG No.:

Prep Method: 7470A

Lab Sample ID	Preparation Date	Prep Batch	Initial Weight	Initial Volume (mL)	Final Volume (mL)
MB 240-11294/1-A	08/09/2011 14:15	11294		100	100
LCS 240-11294/2-A	08/09/2011 14:15	11294		100	100
240-2491-B-1-C MS	08/09/2011 14:15	11294		100	100
240-2491-B-1-D MSD	08/09/2011 14:15	11294		100	100
240-2246-2	08/09/2011 14:15	11294		100	100
240-2246-3	08/09/2011 14:15	11294		100	100

METALS BATCH WORKSHEET

Lab Name: TestAmerica North Canton Job No.: 240-2246-1

SDG No.:

Batch Number: 11294 Batch Start Date: 08/09/11 14:15 Batch Analyst: Sutherland, Aaron

Batch Method: 7470A Batch End Date: 08/09/11 16:15

Lab Sample ID	Client Sample ID	Method Chain	Basis	InitialAmount	FinalAmount	MTH2S04 00004	MTHGICVW 00094	MTHNO3 00010	MTK2S208RGNT 00003
MB 240-11294/1		7470A, 7470A		100 mL	100 mL	5 mL		2.5 mL	8 mL
LCS 240-11294/2		7470A, 7470A		100 mL	100 mL	5 mL	5 mL	2.5 mL	8 mL
240-2246-D-2	MRC-MW110A-072611	7470A, 7470A	T	100 mL	100 mL	5 mL		2.5 mL	8 mL
240-2246-D-3	MRC-MW110B-072611	7470A, 7470A	T	100 mL	100 mL				

Lab Sample ID	Client Sample ID	Method Chain	Basis	MTKMN04W 00003
MB 240-11294/1		7470A, 7470A		15 mL
LCS 240-11294/2		7470A, 7470A		15 mL
240-2246-D-2	MRC-MW110A-072611	7470A, 7470A	T	15 mL
240-2246-D-3	MRC-MW110B-072611	7470A, 7470A	T	

Batch Notes

Basis	Basis Description
T	Total/NA

3-IN
METHOD BLANK
METALS

Lab Name: TestAmerica North Canton Job No.: 240-2246-1

SDG No.:

Concentration Units: ug/L Lab Sample ID: MB 240-11294/1-A

Instrument Code: H1 Batch No.: 11543

CAS No.	Analyte	Concentration	C	Q	Method
7439-97-6	Mercury	0.20	U		7470A

7A-IN
LAB CONTROL SAMPLE
METALS

Lab ID: LCS 240-11294/2-A

Lab Name: TestAmerica North Canton | Job No.: 240-2246-1

Sample Matrix: Water | LCS Source: MTHGICVW_00094

Analyte	Water(ug/L) True	Found	C	%R	Limits		Q	Method
Mercury	5.00	4.25		85	81	123		7470A

Calculations are performed before rounding to avoid round-off errors in calculated results.

FORM VIIA - IN

5A-IN
MATRIX SPIKE SAMPLE RECOVERY
METALS

Client ID: Lab ID: 240-2491-B-1-C MS

Lab Name: TestAmerica North Canton Job No.: 240-2246-1

SDG No.:

Matrix: Water Concentration Units: ug/L

% Solids:

Analyte	SSR	C	Sample Result (SR)	C	Spike Added (SA)	%R	Control Limit %R	Q	Method
Mercury	0.914		0.20	U	1.00	91	69-134		7470A

SSR = Spiked Sample Result

Calculations are performed before rounding to avoid round-off errors in calculated results.

FORM VA - IN

5A-IN
MATRIX SPIKE DUPLICATE SAMPLE RECOVERY
METALS

Client ID: Lab ID: 240-2491-B-1-D MSD

Lab Name: TestAmerica North Canton Job No.: 240-2246-1

SDG No.:

Matrix: Water Concentration Units: ug/L

% Solids:

Analyte	(SDR) C	Spike Added (SA)	%R	Control Limit %R	RPD	RPD Limit	Q	Method
Mercury	0.887	1.00	89	69-134	3	20		7470A

SDR = Sample Duplicate Result

Calculations are performed before rounding to avoid round-off errors in calculated results.

FORM VD - IN

2B-IN
CRQL CHECK STANDARD
METALS

Lab Name: TestAmerica North Canton Job No.: 240-2246-1

SDG No.:

Method: 7470A Instrument ID: H1

Lab Sample ID: CRA 240-10819/9-A Concentration Units: ug/L

CRQL Check Standard Source: MTHGCALW_00053

	CRQL Check Standard				
Analyte	True	Found	Qualifiers	%R(1)	Limits
Mercury	0.200	0.222		111	50-150

Lab Sample ID: CRA 240-11493/9-A Concentration Units: ug/L

CRQL Check Standard Source: MTHGCALW_00055

	CRQL Check Standard				
Analyte	True	Found	Qualifiers	%R(1)	Limits
Mercury	0.200	0.158	J	79	50-150

Note! Calculations are performed before rounding to avoid round-off errors in calculated results.

FORM IIB-IN

METALS BATCH WORKSHEET

Lab Name: TestAmerica North Canton Job No.: 240-2246-1

SDG No.:

Batch Number: 10819 Batch Start Date: 08/04/11 07:40 Batch Analyst: Elshaw, Dale

Batch Method: 7470A Batch End Date: 08/04/11 09:40

Lab Sample ID	Client Sample ID	Method Chain	Basis	InitialAmount	FinalAmount	MTH2SO4 00004	MTHGCALW 00053	MTHGICVW 00091	MTHNO3 00010
ICV 240-10819/7		7470A, 7470A		100 mL	100 mL	5 mL		2.5 mL	2.5 mL
ICB 240-10819/8		7470A, 7470A		100 mL	100 mL	5 mL			2.5 mL
CRA 240-10819/9		7470A, 7470A		100 mL	100 mL	5 mL	0.2 mL		2.5 mL
CCVL 240-10819/10		7470A, 7470A		100 mL	100 mL	5 mL	5 mL		2.5 mL
CCV 240-10819/11		7470A, 7470A		100 mL	100 mL	5 mL	5 mL		2.5 mL
CCB 240-10819/12		7470A, 7470A		100 mL	100 mL	5 mL			2.5 mL

Lab Sample ID	Client Sample ID	Method Chain	Basis	MTK2S208RGNT 00003	MTKMN04W 00003
ICV 240-10819/7		7470A, 7470A		8 mL	15 mL
ICB 240-10819/8		7470A, 7470A		8 mL	15 mL
CRA 240-10819/9		7470A, 7470A		8 mL	15 mL
CCVL 240-10819/10		7470A, 7470A		8 mL	15 mL
CCV 240-10819/11		7470A, 7470A		8 mL	15 mL
CCB 240-10819/12		7470A, 7470A		8 mL	15 mL

Batch Notes

Basis	Basis Description

METALS BATCH WORKSHEET

Lab Name: TestAmerica North Canton Job No.: 240-2246-1

SDG No.:

Batch Number: 11493 Batch Start Date: 08/10/11 09:30 Batch Analyst: Elshaw, Dale

Batch Method: 7470A Batch End Date: 08/10/11 11:30

Lab Sample ID	Client Sample ID	Method Chain	Basis	InitialAmount	FinalAmount	MTH2S04 00004	MTHGCALW 00055	MTHGICVW 00095	MTHNO3 00010
ICV 240-11493/7		7470A, 7470A		100 mL	100 mL	5 mL		2.5 mL	2.5 mL
ICB 240-11493/8		7470A, 7470A		100 mL	100 mL	5 mL			2.5 mL
CRA 240-11493/9		7470A, 7470A		100 mL	100 mL	5 mL	0.2 mL		2.5 mL
CCVL 240-11493/10		7470A, 7470A		100 mL	100 mL	5 mL	5 mL		2.5 mL
CCV 240-11493/11		7470A, 7470A		100 mL	100 mL	5 mL	5 mL		2.5 mL
CCB 240-11493/12		7470A, 7470A		100 mL	100 mL	5 mL			2.5 mL

Lab Sample ID	Client Sample ID	Method Chain	Basis	MTK2S208RGNT 00003	MTKMN04W 00003
ICV 240-11493/7		7470A, 7470A		8 mL	15 mL
ICB 240-11493/8		7470A, 7470A		8 mL	15 mL
CRA 240-11493/9		7470A, 7470A		8 mL	15 mL
CCVL 240-11493/10		7470A, 7470A		8 mL	15 mL
CCV 240-11493/11		7470A, 7470A		8 mL	15 mL
CCB 240-11493/12		7470A, 7470A		8 mL	15 mL

Batch Notes	

Basis	Basis Description

METALS BATCH WORKSHEET

Lab Name: TestAmerica North Canton Job No.: 240-2246-1

SDG No.:

Batch Number: 11294 Batch Start Date: 08/09/11 14:15 Batch Analyst: Sutherland, Aaron

Batch Method: 245.1 Batch End Date: 08/09/11 16:15

Lab Sample ID	Client Sample ID	Method Chain	Basis	InitialAmount	FinalAmount	MTH2S04 00004	MTHGICVW 00094	MTHNO3 00010	MTK2S208RGNT 00003
240-2491-B-1 MS		245.1, 7470A	T	100 mL	100 mL	5 mL	1 mL	2.5 mL	8 mL
240-2491-B-1 MSD		245.1, 7470A	T	100 mL	100 mL	5 mL	1 mL	2.5 mL	8 mL

Lab Sample ID	Client Sample ID	Method Chain	Basis	MTKMN04W 00003
240-2491-B-1 MS		245.1, 7470A	T	15 mL
240-2491-B-1 MSD		245.1, 7470A	T	15 mL

Batch Notes

Basis	Basis Description
T	Total/NA

9-IN
CALIBRATION BLANK DETECTION LIMITS
METALS

Lab Name: TestAmerica North Canton Job Number: 240-2246-1

SDG Number:

Matrix: Water Instrument ID: H1

Method: 7470A XMDL Date: 02/08/2010 16:06

Analyte	Wavelength/ Mass	XRL (ug/L)	XMDL (ug/L)
Mercury	253.7	0.2	0.12

9-IN
DETECTION LIMITS
METALS

Lab Name: TestAmerica North Canton Job Number: 240-2246-1

SDG Number:

Matrix: Water Instrument ID: H1

Method: 7470A MDL Date: 02/08/2010 16:06

Prep Method: 7470A

Analyte	Wavelength/ Mass	RL (ug/L)	MDL (ug/L)
Mercury	253.7	0.2	0.12

9-IN
CALIBRATION BLANK DETECTION LIMITS
METALS - DISSOLVED

Lab Name: TestAmerica North Canton Job Number: 240-2246-1

SDG Number:

Matrix: Water Instrument ID: H1

Method: 7470A XMDL Date: 02/08/2010 16:06

Analyte	Wavelength/ Mass	XRL (ug/L)	XMDL (ug/L)
Mercury	253.7	0.2	0.12

9-IN
DETECTION LIMITS
METALS - DISSOLVED

Lab Name: TestAmerica North Canton Job Number: 240-2246-1

SDG Number:

Matrix: Water Instrument ID: H1

Method: 7470A MDL Date: 02/08/2010 16:06

Prep Method: 7470A

Analyte	Wavelength/ Mass	RL (ug/L)	MDL (ug/L)
Mercury	253.7	0.2	0.12

11-IN
LINEAR RANGES
METALS

Lab Name: TestAmerica North Canton Job No: 240-2246-1

SDG No.:

Instrument ID: H1 Date: 04/01/2011 10:45

Analyte	Integ. Time (Sec.)	Concentration (ppb)	Method
Mercury		10	7470A

GENERAL CHEMISTRY

Cr^{+6}

RunProt: HGPPB Hg analysis in the ppb range

RunFold: HG100804A Seq: 6 Batch:

Prnt: R/T On Pump: On

Rev: 4.2 Xmit: Off Gas: 0.70 LPM

State: Idle Macro HG 59: F3 Print User: SMI A/S: On

CALIBRATION: Line proto: HGPPB

	Hg Conc.	Calc.	Dev.	Accepted
S1	.0000	.0284	.0284	Linear
S2	.2000	.1925	-.0075	Quadratic
S3	.5000	.4914	-.0086	Wtdlinear
S4	1.000	.9889	-.0111	Accept
S5	5.000	4.995	-.0054	
S6	10.00	10.00	.0043	

A .00000000 r .999993

B 3.68086e-5 C -7.71848e-2

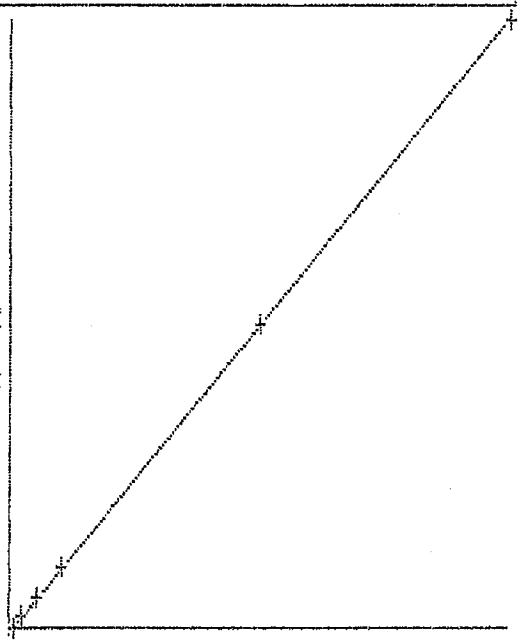

Relative Absorbance

	Mean		SD	
S1	2868	0	SD	2868
S2	7326	0	%RSD	7326
S3	15446	0	%RSD	15446
S4	28963	0	%RSD	28963
S5	137788	0	%RSD	137788
S6	273889	0	%RSD	273889

New cal coefficients stored

```
RunProt: HGPPB      Hg analysis in the ppb range
RunFold: HG100810A Seq: 6    Batch:
                  Prnt: R/T On                    Pump: On
                  Rev: 4.2                        Xmit: Off Gas:    0.70 LPM
State: Idle      Macro HG        59: F3 Print     User: SWI         A/S: On
```

CALIBRATION: Line proto: HGPPB

	Hg Conc.	Calc.	Dev	Accepted ->linear
S1	.0000	-.0685	-.0685	Quadratic
S2	.2000	.1467	-.0533	Wtd linear
S3	.5000	.4923	-.0077	C
S4	1.000	1.032	.0318	Accept o
S5	5.000	5.194	.1940	n
S6	10.00	9.896	-.1043	c
A	.00000000	r	.999649	
B	2.79639e-5	C	-8.06917e-2	

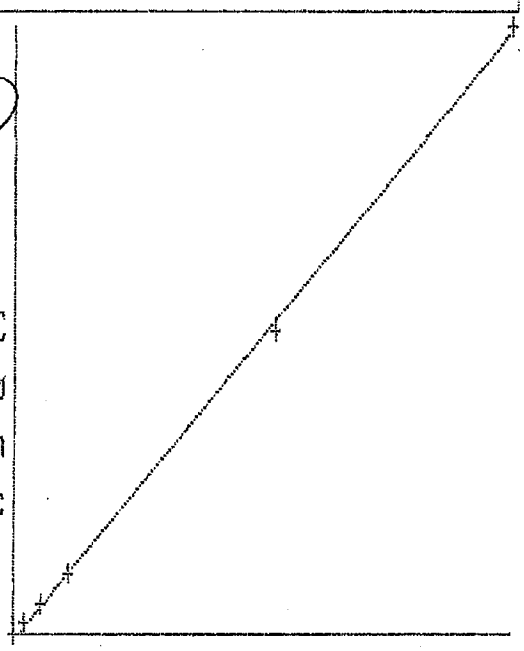

Relative Absorbance

	Mean		SD	
S1	722	0	%RSD	722
S2	8131	0	%RSD	8131
S3	20492	0	%RSD	20492
S4	39784	0	%RSD	39784
S5	188624	0	%RSD	188624
S6	356758	0	%RSD	356758

New cal coefficients stored

COVER PAGE
GENERAL CHEMISTRY

Lab Name: TestAmerica Savannah Job Number: 240-2246-1

SDG No.:

Project: MRC-GROUNDWATER SAMPLING

Client Sample ID	Lab Sample ID
MRC-MW110A-072611	240-2246-2
MRC-MW110B-072611	240-2246-3

Comments:

13-IN
ANALYSIS RUN LOG
GENERAL CHEMISTRY

Lab Name: TestAmerica Savannah Job No.: 240-2246-1

SDG No.:

Instrument ID: ICJ Method: 218.6

Start Date: 07/27/2011 14:20 End Date: 07/27/2011 17:48

Lab Sample ID	D/F	Type	Time	Analytes: Cr6
MB 680-210654/1-A	1	D	15:51	X
LCS 680-210654/2-A	1	D	16:04	X
LCSD 680-210654/3-A	1	D	16:17	X
240-2246-2	1	D	16:43	X
240-2246-2 MS	1	D	16:56	X
240-2246-2 MSD	1	D	17:09	X
240-2246-3	1	D	17:22	X
CCV 680-210652/16	1		17:35	X
CCB 680-210652/17	1		17:48	X

Prep Types

D = Dissolved

2-IN
CALIBRATION QUALITY CONTROL
GENERAL CHEMISTRY

Lab Name: TestAmerica Savannah Job No.: 240-2246-1

SDG No.:

Analyst: CB Batch Start Date: 07/27/2011

Reporting Units: ug/L Analytical Batch No.: 210652

Sample Number	QC Type	Time	Analyte	Result	Spike Amount	(%) Recovery	Limits	Qual	Reagent
16	CCV	17:35	Cr (VI)	0.519	0.500	104	95-105		IC_CR6-4_00002
17	CCB	17:48	Cr (VI)	0.040				U	

Note! Calculations are performed before rounding to avoid round-off errors in calculated results.

FORM II-IN

5-IN
MATRIX SPIKE SAMPLE RECOVERY
GENERAL CHEMISTRY

Lab Name: TestAmerica Savannah Job No.: 240-2246-1

SDG No.:

Matrix: Water

Method	Lab Sample ID	Analyte	Result	C	Unit	Spike Amount	Pct. Rec.	Limits	RPD	RPD Limit	Q
Batch ID: 210652	Date: 07/27/2011 16:56										
218.6	240-2246-2	Cr (VI)	0.040	U	ug/L						
218.6	240-2246-2 MS	Cr (VI)	0.453		ug/L	0.500	90	90-110			

Calculations are performed before rounding to avoid round-off errors in calculated results.

FORM V-IN

3-IN
METHOD BLANK
GENERAL CHEMISTRY

Lab Name: TestAmerica Savannah Job No.: 240-2246-1

SDG No.:

Method	Lab Sample ID	Analyte	Result	Qual	Units	RL	Dil
Batch ID: 210652	Date: 07/27/2011 15:51						
218.6	MB 680-210654/1-A	Cr (VI)	0.040	U	ug/L	0.040	1

FORM III-IN

5-IN
MATRIX SPIKE DUPLICATE SAMPLE RECOVERY
GENERAL CHEMISTRY

Lab Name: TestAmerica Savannah Job No.: 240-2246-1

SDG No.:

Matrix: Water

Method	Lab Sample ID	Analyte	Result	C	Unit	Spike Amount	Pct. Rec.	Limits	RPD	RPD Limit	Q
Batch ID: 210652		Date: 07/27/2011 17:09									
218.6	240-2246-2 MSD	Cr (VI)	0.464		ug/L	0.500	93	90-110	3	10	

Calculations are performed before rounding to avoid round-off errors in calculated results.

FORM V-IN

7A-IN
LAB CONTROL SAMPLE
GENERAL CHEMISTRY

Lab Name: TestAmerica Savannah Job No.: 240-2246-1

SDG No.:

Matrix: Water

Method	Lab Sample ID	Analyte	Result	C	Unit	Spike Amount	Pct. Rec.	Limits	RPD	RPD Limit	Q
Batch ID: 210652		Date: 07/27/2011 16:04									
						LCS Source:	IC_CR6-ICV_00002				
218.6	LCS 680-210654/2-A	Cr (VI)	0.522		ug/L	0.500	104	90-110	0	10	

Calculations are performed before rounding to avoid round-off errors in calculated results.

FORM VIIA-IN

7A-IN
LAB CONTROL SAMPLE DUPLICATE
GENERAL CHEMISTRY

Lab Name: TestAmerica Savannah Job No.: 240-2246-1

SDG No.:

Matrix: Water

Method	Lab Sample ID	Analyte	Result	C	Unit	Spike Amount	Pct. Rec.	Limits	RPD	RPD Limit	Q
Batch ID: 210652		Date: 07/27/2011 16:17									
						LCSD Source: IC_CR6-ICV_00002					
218.6	LCSD 680-210654/3-A	Cr (VI)	0.523		ug/L	0.500	105	90-110	0	10	

Calculations are performed before rounding to avoid round-off errors in calculated results.

FORM VIIA-IN

9-IN
DETECTION LIMITS
GENERAL CHEMISTRY - DISSOLVED

Lab Name: TestAmerica Savannah Job Number: 240-2246-1

SDG Number:

Matrix: Water Instrument ID: ICJ

Method: 218.6 MDL Date: 02/01/2011 12:18

Analyte	Wavelength/ Mass	RL (ug/L)	MDL (ug/L)
Cr (VI)		0.04	0.04

9-IN
CALIBRATION BLANK DETECTION LIMITS
GENERAL CHEMISTRY - DISSOLVED

Lab Name: TestAmerica Savannah Job Number: 240-2246-1

SDG Number:

Matrix: Water Instrument ID: ICJ

Method: 218.6 XMDL Date: 02/01/2011 12:18

Analyte	Wavelength/ Mass	XRL (ug/L)	XMDL (ug/L)
Cr (VI)		0.04	0.04

Tetra Tech NUS **INTERNAL CORRESPONDENCE**

TO: **D. MURALI** **DATE:** **AUGUST 1, 2011**

FROM: **TERRI SOLOMON** **COPIES:** **DV FILE**

SUBJECT: **ORGANIC DATA VALIDATION- VOCs, 1,4-DIOXANE, TPH**
MARTIN STATE AIRPORT - GROUNDWATER
SDG 240-321-1

SAMPLES: 10/Aqueous

DMW-8D	DMW-8I	DMW14D-051911
DMW14I-051911	DMW17I-051911	DMW8S-051911
MW-5	TB-051911	TB-052311
TB-052411		

Overview

The sample set for Martin State Airport – Groundwater, SDG 240-321-1, consists of seven (7) aqueous environmental samples and three (3) trip blanks (TB-051911, TB-052311 and TB-052411). No field duplicate samples were included in this SDG.

All samples were analyzed for volatile organic compounds (VOCs). Samples DMW-8D, DMW-8I, DMW14D-051911, DMW14I-051911, DMW17I-051911, DMW8S-051911 and MW-5 were also analyzed for 1,4-dioxane. Samples DMW8S-051911 and MW-5 were also analyzed for total petroleum hydrocarbons (gasoline range organics and diesel range organics). The samples were collected by Tetra Tech on May 19, 23 and 24, 2011 and analyzed by Test America (North Canton). VOC analyses were conducted in accordance with SW-846 Method 8260B. 1,4-dioxane analyses were conducted in accordance with SW-846 method 8270C. Total petroleum hydrocarbon analyses were conducted in accordance with SW-846 method 8015B.

The data contained in this SDG were validated with regard to the following parameters: data completeness, holding times, GC/MS tuning, initial/continuing calibrations, laboratory method / trip blank results, surrogate spike recoveries, laboratory control sample recoveries, matrix spike / matrix spike duplicate recoveries, internal standard recoveries, chromatographic resolution, compound identification, compound quantitation, and detection limits. Areas of concern are listed below.

Major

- The initial calibration relative response factors on 04/08/11 and the continuing calibration relative response factors on 06/01/11 at 20:56 on instrument A3UX12 were < 0.05 quality control limit for vinyl acetate, tert-butyl alcohol and 2-butanone affecting samples TB-051911, DMW14D-051911, DMW14I-051911, DMW17I-051911 and DMW8S-051911. The nondetected results reported for the aforementioned compounds were qualified as rejected, "UR".

- The initial calibration relative response factors on 05/27/11 and the continuing calibration relative response factors on 06/03/11 at 14:48 on instrument A3UX15 were < 0.05 quality control limit for vinyl acetate and tert-butyl alcohol affecting samples TB-052311 and DMW-8I. The nondetected results reported for the aforementioned compounds were qualified as rejected, "UR".

- The initial calibration relative response factors on 05/29/11 and the continuing calibration relative response factors on 06/04/11 at 14:23 and 06/06/2011 at 12:27 on instrument A3UX16 were < 0.05 quality control limit for vinyl acetate and tert-butyl alcohol affecting samples TB-052411, MW-5 and DMW-8D. The nondetected results reported for the aforementioned compounds were qualified as rejected, "UR".

- The matrix spike / matrix spike duplicate percent recoveries for 2-chloroethyl vinyl ether were 0% for sample DMW14I-051911. The nondetected result reported for 2-chloroethyl vinyl ether in the affected sample was qualified as rejected, "UR".

Minor

- The continuing calibration percent differences (%Ds) on 06/04/11 at 14:23 on instrument A3UX16 were > 20% but < 50% quality control limits for bromomethane, 1,1,2-trichlorotrifluoroethane, acetone, tert-butyl alcohol, tetrachloroethene and naphthalene affecting samples TB-052411 and DMW-8D. The positive results reported for acetone and naphthalene for sample DMW-8D were qualified as estimated, "J". No validation actions are required for nondetected results.

- Sample MW-5 was analyzed 4 days past the hold time and sample DMW8S-051911 was analyzed 1 day past the hold time for total petroleum hydrocarbons (gasoline range organics). The positive result reported for sample MW-5 was qualified as estimated, "J". No validation action was required for sample DMW8S-051911 as the sample was qualified as a result of blank contamination.

- The following contaminant was detected in the method blank at the maximum concentration indicated below:

Compound	Concentration	Action Level
Gasoline range organics (C6-C10)	25.4 ug/L	127 ug/L

  An action level of 5X the maximum contaminant concentration was established to evaluate laboratory contamination. Dilution factors and sample aliquots were taken into consideration during the application of all action levels. The positive result less than the blank action level reported for sample DMW8S-051911 was qualified "B" as a result of laboratory blank contamination.

- Positive results less than the reporting limit (RL) but greater than the method detection limit (MDL) were qualified as estimated, "J".

Notes

The chain of custodies were not included in the data package.

Nondetected results are reported to the method detection limit (MDL).

The laboratory included only the diluted results for sample MW-5 for the VOA analysis. Therefore, elevated detection limits are reported for the nondetected results.

The continuing calibration %Ds on 06/01/11 at 20:56 on instrument A3UX12 were > 20% but < 50% quality control limits for vinyl acetate, 2,2-dichloropropane, 4-methyl-2-pentanone, trans-1,3-dichloropropene, 2-hexanone, bromoform and 1,2-dibromo-3-chloropropane affecting samples TB-051911, DMW14D-051911, DMW14I-051911, DMW17I-051911 and DMW8S-051911. No validation actions were warranted as all sample results were either nondetects or were rejected for a more severe noncompliance.

The continuing calibration %Ds on 06/03/11 at 14:48 on instrument A3UX15 was > 20% but < 50% quality control limits for 1,2,3-trichlorobenzene affecting samples TB-052311 and DMW-8I. No validation actions were warranted as all sample results were either nondetects.

The continuing calibration %Ds on 06/06/11 at 12:27 on instrument A3UX16 were > 20% but < 50% quality control limits for chloromethane, acetone, carbon disulfide, tert-butyl alcohol, methyl tert-butyl ether, 1,1,2,2-tetrachloroethane, 1,2-dibromo-3-chloropropane, naphthalene and 1,2,3-trichlorobenzene affecting sample MW-5. No validation actions were warranted as all sample results were either nondetects or were rejected for a more severe noncompliance.

The following compounds were detected in the method / trip blanks at the maximum concentrations indicated below:

Compound	Concentration	Action Level
n-butyl benzene[(1)]	0.471 ug/L	2.355 ug/L
sec-butyl benzene[(1)]	0.235 ug/L	1.175 ug/L
1,2,3-trichlorobenzene[(1)]	0.593 ug/L	2.965 ug/L
1,2,4-trichlorobenzene[(1)]	0.286 ug/L	1.43 ug/L
naphthalene[(2)]	0.298 ug/L	1.49 ug/L
1,2,3-trichlorobenzene[(2)]	0.496 ug/L	2.48 ug/L
1,2,3-trichlorobenzene[(3)]	0.502 ug/L	2.51 ug/L
acetone[(4)]	1.2 ug/L	12 ug/L

(1) Maximum concentration affecting samples TB-051911, DMW14D-051911, DMW14I-051911, DMW17I-051911 and DMW8S-051911 only.
(2) Maximum concentration affecting samples DMW-8D and TB-052411 only.
(3) Maximum concentration affecting sample MW-5 only.
(4) Maximum concentration present in a trip blank affecting samples DMW-8D and MW-5 only.

An action level of 10X the maximum contaminant concentration was established for common laboratory contaminants; 5X for all other compounds; to evaluate laboratory contamination. Dilution factors and sample aliquots were taken into consideration during the application of all action levels. No validation actions were warranted as all sample results were either nondetects or were greater than the action level. Trip blanks are not qualified for laboratory blank contamination.

The matrix spike percent recovery for 2-butanone was 0% for sample DMW14I-051911. The matrix spike duplicate percent recovery was within laboratory limits. No validation actions were warranted as the result for 2-butanone in the affected sample was rejected for a more severe noncompliance.

Sample MW-5 was analyzed at a 142.86 X dilution for the VOC analyses.

Samples DMW-8D, DMW-8I and DMW14I-051911 were analyzed at a 2 X dilution for the 1,4-dioxane analyses.

Executive Summary

Laboratory Performance: Several initial and continuing calibration RRFs were < 0.05 quality control limit. Several continuing calibration %Ds were outside the quality control limits. Several contaminants were present in the laboratory method blanks. Sample MW-5 was analyzed 4 days past the hold time and sample DMW8S-051911 was analyzed 1 day past the hold time for total petroleum hydrocarbons (gasoline range organics).

Other Factors Affecting Data Quality: Positive results less than the RL but greater than the MDL were

qualified as estimated. The matrix spike / matrix spike duplicate percent recoveries for 2-chloroethyl vinyl ether were 0% for sample DMW14I-051911.

The data for these analyses were reviewed with reference to Region III modifications to U.S. EPA National Functional Guidelines for Organic Data Validation (Sept. 1994). The text of this report has been formulated to address only those problem areas affecting data quality.

Tetra Tech NUS
Terri L. Solomon
Chemist/Data Validator

Tetra Tech NUS
Joseph A. Samchuck
Quality Assurance Officer

Attachments:
Appendix A – Qualified Analytical Results
Appendix B – Results as Reported by the Laboratory
Appendix C – Support Documentation

Appendix A

Qualified Analytical Results

Data Validation Qualifier Codes:

A = Lab Blank Contamination
B = Field Blank Contamination
C = Calibration Noncompliance (e.g. % RSDs, %Ds, ICVs, CCVs, RRFs, etc.)
C01 = GC/MS Tuning Noncompliance
D = MS/MSD Recovery Noncompliance
E = LCS/LCSD Recovery Noncompliance
F = Lab Duplicate Imprecision
G = Field Duplicate Imprecision
H = Holding Time Exceedance
I = ICP Serial Dilution Noncompliance
J = GFAA PDS-GFAA MSA's r < 0.995 / ICP PDS Recovery Noncompliance
K = ICP Interference - includes ICS % R Noncompliance
L = Instrument Calibration Range Exceedance
M = Sample Preservation Noncompliance
N = Internal Standard Noncompliance
N01 = Internal Standard Recovery Noncompliance Dioxins
N02 = Recovery Standard Noncompliance Dioxins
N03 = Clean-up Standard Noncompliance Dioxins
O - Poor Instrument Performance (e.g. base-line drifting)
P = Uncertainty near detection limit (< 2 x IDL for inorganics and <CRQL for organics)
Q = Other problems (can encompass a number of issues; e.g. chromatography,interferences, etc.)
R = Surrogates Recovery Noncompliance
S = Pesticide/PCB Resolution
T = % Breakdown Noncompliance for DOT and Endrin
U = % Difference between columns/detectors >25% for positive results determined via GC/HPLC
V = Non-linear calibrations; correlation coefficient r < 0.995
W = EMPC result
X = Signal to noise response drop
Y = Percent solids <30%
Z = Uncertainty at 2 sigma deviation is greater than sample activity

PROJ_NO: C03292	NSAMPLE	DMW14D-051911			DMW14I-051911			DMW17I-051911			DMW-8D		
SDG: 240-321-1	LAB_ID	240-321-3			240-321-2			240-321-4			240-475-1		
FRACTION: OV	SAMP_DATE	5/19/2011			5/19/2011			5/19/2011			5/24/2011		
MEDIA: WATER	QC_TYPE	NM			NM			NM			NM		
	UNITS	UG/L			UG/L			UG/L			UG/L		
	PCT_SOLIDS	0.0			0.0			0.0			0.0		
	DUP_OF												
PARAMETER	RESULT	VQL	QLCD	RESULT	VQL	QLCD	RESULT	VQL	QLCD	RESULT	VQL	QLCD
1,1,1,2-TETRACHLOROETHANE	0.23	U		7.7	U		1.9	U		9.2	U	
1,1,1-TRICHLOROETHANE	0.22	U		7.3	U		1.8	U		8.8	U	
1,1,2,2-TETRACHLOROETHANE	0.18	U		6	U		1.5	U		7.2	U	
1,1,2-TRICHLOROTRIFLUOROETHANE	0.28	U		9.3	U		2.3	U		11	U	
1,1-DICHLOROETHANE	0.15	U		5	U		1.2	U		6	U	
1,1-DICHLOROETHENE	0.19	U		6.3	U		1.6	U		7.6	U	
1,1-DICHLOROPROPENE	0.13	U		4.3	U		1.1	U		5.2	U	
1,2,3-TRICHLOROBENZENE	0.17	U		5.7	U		1.4	U		18	J	P
1,2,3-TRICHLOROPROPANE	0.43	U		14	U		3.6	U		17	U	
1,2,3-TRIMETHYLBENZENE	0.0059	U		0.2	U		0.049	U		0.24	U	
1,2,4-TRICHLOROBENZENE	0.15	U		5	U		1.2	U		6	U	
1,2,4-TRIMETHYLBENZENE	0.12	U		4	U		1	U		4.8	U	
1,2-DIBROMO-3-CHLOROPROPANE	0.67	U		22	U		5.6	U		27	U	
1,2-DIBROMOETHANE	0.24	U		8	U		2	U		9.6	U	
1,2-DICHLOROBENZENE	0.13	U		4.3	U		1.1	U		5.2	U	
1,2-DICHLOROETHANE	0.22	U		9.5	J	P	1.8	U		8.8	U	
1,2-DICHLOROPROPANE	0.18	U		6	U		1.5	U		7.2	U	
1,3-DICHLOROBENZENE	0.14	U		4.7	U		1.2	U		5.6	U	
1,3-DICHLOROPROPANE	0.16	U		5.3	U		1.3	U		6.4	U	
1,4-DICHLOROBENZENE	0.13	U		4.3	U		1.1	U		5.2	U	
2,2-DICHLOROPROPANE	0.13	U		4.3	U		1.1	U		5.2	U	
2-BUTANONE	0.57	UR	C	19	UR	C	4.8	UR	C	23	U	
2-CHLOROETHYL VINYL ETHER	0.99	U		33	UR	D	8.2	U		40	U	
2-CHLOROTOLUENE	0.11	U		3.7	U		0.92	U		4.4	U	
2-HEXANONE	0.41	U		14	U		3.4	U		16	U	
4-CHLOROTOLUENE	0.18	U		6	U		1.5	U		7.2	U	
4-ISOPROPYLTOLUENE	0.12	U		4	U		1	U		4.8	U	
4-METHYL-2-PENTANONE	0.32	U		11	U		2.7	U		13	U	
ACETONE	1.1	U		37	U		9.2	U		79	J	CP
BENZENE	0.13	U		4.3	U		1.1	U		5.2	U	
BROMOBENZENE	0.13	U		4.3	U		1.1	U		5.2	U	
BROMOCHLOROMETHANE	0.29	U		9.7	U		2.4	U		12	U	
BROMODICHLOROMETHANE	0.15	U		5	U		1.2	U		6	U	
BROMOFORM	0.64	U		21	U		5.3	U		26	U	
BROMOMETHANE	0.41	U		14	U		3.4	U		16	U	

PROJ_NO: C03292	NSAMPLE	DMW-8I			DMW8S-051911			MW-5			TB-051911		
SDG: 240-321-1	LAB_ID	240-410-1			240-321-5			240-475-3			240-321-1		
FRACTION: OV	SAMP_DATE	5/23/2011			5/19/2011			5/24/2011			5/19/2011		
MEDIA: WATER	QC_TYPE	NM			NM			NM			NM		
	UNITS	UG/L			UG/L			UG/L			UG/L		
	PCT_SOLIDS	0.0			0.0			0.0			0.0		
	DUP_OF												
PARAMETER	RESULT	VQL	QLCD	RESULT	VQL	QLCD	RESULT	VQL	QLCD	RESULT	VQL	QLCD
1,1,1,2-TETRACHLOROETHANE	5.8	U		0.23	U		33	U		0.23	U	
1,1,1-TRICHLOROETHANE	5.5	U		0.22	U		31	U		0.22	U	
1,1,2,2-TETRACHLOROETHANE	4.5	U		0.18	U		26	U		0.18	U	
1,1,2-TRICHLOROTRIFLUOROETHANE	7	U		0.28	U		40	U		0.28	U	
1,1-DICHLOROETHANE	3.8	U		0.15	U		21	U		0.15	U	
1,1-DICHLOROETHENE	4.8	U		0.19	U		27	U		0.19	U	
1,1-DICHLOROPROPENE	3.2	U		0.13	U		19	U		0.13	U	
1,2,3-TRICHLOROBENZENE	4.2	U		0.17	U		24	U		0.17	U	
1,2,3-TRICHLOROPROPANE	11	U		0.43	U		61	U		0.43	U	
1,2,3-TRIMETHYLBENZENE	0.15	U		0.0059	U		0.84	U		0.0059	U	
1,2,4-TRICHLOROBENZENE	3.8	U		0.15	U		21	U		0.15	U	
1,2,4-TRIMETHYLBENZENE	3	U		0.12	U		17	U		0.12	U	
1,2-DIBROMO-3-CHLOROPROPANE	17	U		0.67	U		96	U		0.67	U	
1,2-DIBROMOETHANE	6	U		0.24	U		34	U		0.24	U	
1,2-DICHLOROBENZENE	3.2	U		0.13	U		19	U		0.13	U	
1,2-DICHLOROETHANE	7.3	J	P	0.22	U		31	U		0.22	U	
1,2-DICHLOROPROPANE	4.5	U		0.18	U		26	U		0.18	U	
1,3-DICHLOROBENZENE	3.5	U		0.14	U		20	U		0.14	U	
1,3-DICHLOROPROPANE	4	U		0.16	U		23	U		0.16	U	
1,4-DICHLOROBENZENE	3.2	U		0.13	U		19	U		0.13	U	
2,2-DICHLOROPROPANE	3.2	U		0.13	U		19	U		0.13	U	
2-BUTANONE	14	U		0.57	UR	C	81	U		0.57	UR	C
2-CHLOROETHYL VINYL ETHER	25	U		0.99	U		140	U		0.99	U	
2-CHLOROTOLUENE	2.8	U		0.11	U		16	U		0.11	U	
2-HEXANONE	10	U		0.41	U		59	U		0.41	U	
4-CHLOROTOLUENE	4.5	U		0.18	U		26	U		0.18	U	
4-ISOPROPYLTOLUENE	3	U		0.12	U		17	U		0.12	U	
4-METHYL-2-PENTANONE	8	U		0.32	U		46	U		0.32	U	
ACETONE	28	U		1.1	U		160	U		1.1	U	
BENZENE	3.5	J	P	0.13	U		19	U		0.13	U	
BROMOBENZENE	3.2	U		0.13	U		19	U		0.13	U	
BROMOCHLOROMETHANE	7.2	U		0.29	U		41	U		0.29	U	
BROMODICHLOROMETHANE	3.8	U		0.15	U		21	U		0.15	U	
BROMOFORM	16	U		0.64	U		91	U		0.64	U	
BROMOMETHANE	10	U		0.41	U		59	U		0.41	U	

PROJ_NO: C03292	NSAMPLE	TB-052311			TB-052411		
SDG: 240-321-1	LAB_ID	240-410-2			240-475-2		
FRACTION: OV	SAMP_DATE	5/23/2011			5/24/2011		
MEDIA: WATER	QC_TYPE	NM			NM		
	UNITS	UG/L			UG/L		
	PCT_SOLIDS	0.0			0.0		
	DUP_OF						
PARAMETER		RESULT	VQL	QLCD	RESULT	VQL	QLCD
1,1,1,2-TETRACHLOROETHANE		0.23	U		0.23	U	
1,1,1-TRICHLOROETHANE		0.22	U		0.22	U	
1,1,2,2-TETRACHLOROETHANE		0.18	U		0.18	U	
1,1,2-TRICHLOROTRIFLUOROETHANE		0.28	U		0.28	U	
1,1-DICHLOROETHANE		0.15	U		0.15	U	
1,1-DICHLOROETHENE		0.19	U		0.19	U	
1,1-DICHLOROPROPENE		0.13	U		0.13	U	
1,2,3-TRICHLOROBENZENE		0.17	U		0.17	U	
1,2,3-TRICHLOROPROPANE		0.43	U		0.43	U	
1,2,3-TRIMETHYLBENZENE		0.0059	U		0.0059	U	
1,2,4-TRICHLOROBENZENE		0.15	U		0.15	U	
1,2,4-TRIMETHYLBENZENE		0.12	U		0.12	U	
1,2-DIBROMO-3-CHLOROPROPANE		0.67	U		0.67	U	
1,2-DIBROMOETHANE		0.24	U		0.24	U	
1,2-DICHLOROBENZENE		0.13	U		0.13	U	
1,2-DICHLOROETHANE		0.22	U		0.22	U	
1,2-DICHLOROPROPANE		0.18	U		0.18	U	
1,3-DICHLOROBENZENE		0.14	U		0.14	U	
1,3-DICHLOROPROPANE		0.16	U		0.16	U	
1,4-DICHLOROBENZENE		0.13	U		0.13	U	
2,2-DICHLOROPROPANE		0.13	U		0.13	U	
2-BUTANONE		0.57	U		0.57	U	
2-CHLOROETHYL VINYL ETHER		0.99	U		0.99	U	
2-CHLOROTOLUENE		0.11	U		0.11	U	
2-HEXANONE		0.41	U		0.41	U	
4-CHLOROTOLUENE		0.18	U		0.18	U	
4-ISOPROPYLTOLUENE		0.12	U		0.12	U	
4-METHYL-2-PENTANONE		0.32	U		0.32	U	
ACETONE		1.1	U		1.2	J	P
BENZENE		0.13	U		0.13	U	
BROMOBENZENE		0.13	U		0.13	U	
BROMOCHLOROMETHANE		0.29	U		0.29	U	
BROMODICHLOROMETHANE		0.15	U		0.15	U	
BROMOFORM		0.64	U		0.64	U	
BROMOMETHANE		0.41	U		0.41	U	

PROJ_NO: C03292	NSAMPLE	DMW14D-051911			DMW14I-051911			DMW17I-051911			DMW-8D		
SDG: 240-321-1	LAB_ID	240-321-3			240-321-2			240-321-4			240-475-1		
FRACTION: OV	SAMP_DATE	5/19/2011			5/19/2011			5/19/2011			5/24/2011		
MEDIA: WATER	QC_TYPE	NM			NM			NM			NM		
	UNITS	UG/L			UG/L			UG/L			UG/L		
	PCT_SOLIDS	0.0			0.0			0.0			0.0		
	DUP_OF												
PARAMETER		RESULT	VQL	QLCD	RESULT	VQL	QLCD	RESULT	VQL	QLCD	RESULT	VQL	QLCD
CARBON DISULFIDE		0.13	U		4.3	U		1.1	U		5.2	U	
CARBON TETRACHLORIDE		0.13	U		4.3	U		1.1	U		5.2	U	
CHLOROBENZENE		0.15	U		260			1.2	U		6	U	
CHLORODIBROMOMETHANE		0.18	U		6	U		1.5	U		7.2	U	
CHLOROETHANE		0.29	U		9.7	U		2.4	U		12	U	
CHLOROFORM		0.16	U		5.3	U		1.3	U		6.4	U	
CHLOROMETHANE		0.3	U		10	U		2.5	U		12	U	
CIS-1,2-DICHLOROETHENE		0.17	U		1200			80			840		
CIS-1,3-DICHLOROPROPENE		0.14	U		4.7	U		1.2	U		5.6	U	
DIBROMOMETHANE		0.28	U		9.3	U		2.3	U		11	U	
DICHLORODIFLUOROMETHANE		0.31	U		10	U		2.6	U		12	U	
DIISOPROPYL ETHER		1.5	U		50	U		12	U		60	U	
ETHYL TERT-BUTYL ETHER		0.11	U		3.7	U		0.92	U		4.4	U	
ETHYLBENZENE		0.17	U		5.7	U		1.4	U		6.8	U	
HEXACHLOROBUTADIENE		0.3	U		10	U		2.5	U		12	U	
ISOPROPYLBENZENE		0.13	U		4.3	U		1.1	U		5.2	U	
M+P-XYLENES		0.24	U		8	U		2	U		9.6	U	
METHYL TERT-BUTYL ETHER		0.17	U		5.7	U		1.4	U		6.8	U	
METHYLENE CHLORIDE		0.33	U		11	U		2.8	U		13	U	
NAPHTHALENE		0.24	U		8	U		2	U		12	J	CP
N-BUTYLBENZENE		0.12	U		4	U		1	U		4.8	U	
N-PROPYLBENZENE		0.14	U		4.7	U		1.2	U		5.6	U	
O-XYLENE		0.14	U		4.7	U		1.2	U		5.6	U	
SEC-BUTYLBENZENE		0.13	U		4.3	U		1.1	U		5.2	U	
STYRENE		0.11	U		3.7	U		0.92	U		4.4	U	
TERT-AMYL METHYL ETHER		0.067	U		2.2	U		0.56	U		2.7	U	
TERT-BUTYLBENZENE		0.13	U		4.3	U		1.1	U		5.2	U	
TERTIARY-BUTYL ALCOHOL		3.9	UR	C	130	UR	C	32	UR	C	160	UR	C
TETRACHLOROETHENE		0.29	U		9.7	U		2.4	U		12	U	
TOLUENE		0.13	U		5.5	J	P	1.1	U		5.2	U	
TOTAL XYLENES		0.28	U		9.3	U		2.3	U		11	U	
TRANS-1,2-DICHLOROETHENE		0.19	U		9.2	J	P	1.6	U		7.6	U	
TRANS-1,3-DICHLOROPROPENE		0.19	U		6.3	U		1.6	U		7.6	U	
TRICHLOROETHENE		0.17	U		15	J	P	480			940		
TRICHLOROFLUOROMETHANE		0.21	U		7	U		1.8	U		8.4	U	

PROJ_NO: C03292	NSAMPLE	DMW-8I			DMW8S-051911			MW-5			TB-051911		
SDG: 240-321-1	LAB_ID	240-410-1			240-321-5			240-475-3			240-321-1		
FRACTION: OV	SAMP_DATE	5/23/2011			5/19/2011			5/24/2011			5/19/2011		
MEDIA: WATER	QC_TYPE	NM			NM			NM			NM		
	UNITS	UG/L			UG/L			UG/L			UG/L		
	PCT_SOLIDS	0.0			0.0			0.0			0.0		
	DUP_OF												
PARAMETER		RESULT	VQL	QLCD	RESULT	VQL	QLCD	RESULT	VQL	QLCD	RESULT	VQL	QLCD
CARBON DISULFIDE		3.2	U		0.13	U		19	U		0.13	U	
CARBON TETRACHLORIDE		3.2	U		0.13	U		19	U		0.13	U	
CHLOROBENZENE		3.8	U		0.15	U		21	U		0.15	U	
CHLORODIBROMOMETHANE		4.5	U		0.18	U		26	U		0.18	U	
CHLOROETHANE		7.2	U		0.29	U		41	U		0.29	U	
CHLOROFORM		4	U		0.16	U		23	U		0.16	U	
CHLOROMETHANE		7.5	U		0.3	U		43	U		0.3	U	
CIS-1,2-DICHLOROETHENE		540			0.39	J	P	2900			0.17	U	
CIS-1,3-DICHLOROPROPENE		3.5	U		0.14	U		20	U		0.14	U	
DIBROMOMETHANE		7	U		0.28	U		40	U		0.28	U	
DICHLORODIFLUOROMETHANE		7.8	U		0.31	U		44	U		0.31	U	
DIISOPROPYL ETHER		38	U		1.5	U		210	U		1.5	U	
ETHYL TERT-BUTYL ETHER		2.8	U		0.11	U		16	U		0.11	U	
ETHYLBENZENE		4.2	U		0.17	U		24	U		0.17	U	
HEXACHLOROBUTADIENE		7.5	U		0.3	U		43	U		0.3	U	
ISOPROPYLBENZENE		3.2	U		0.13	U		19	U		0.13	U	
M+P-XYLENES		6	U		0.24	U		34	U		0.24	U	
METHYL TERT-BUTYL ETHER		4.2	U		0.17	U		24	U		0.17	U	
METHYLENE CHLORIDE		8.2	U		0.33	U		47	U		0.33	U	
NAPHTHALENE		6	U		0.24	U		34	U		0.24	U	
N-BUTYLBENZENE		3	U		0.12	U		17	U		0.12	U	
N-PROPYLBENZENE		3.5	U		0.14	U		20	U		0.14	U	
O-XYLENE		3.5	U		0.14	U		20	U		0.14	U	
SEC-BUTYLBENZENE		3.2	U		0.13	U		19	U		0.13	U	
STYRENE		2.8	U		0.11	U		16	U		0.11	U	
TERT-AMYL METHYL ETHER		1.7	U		0.067	U		9.6	U		0.067	U	
TERT-BUTYLBENZENE		3.2	U		0.13	U		19	U		0.13	U	
TERTIARY-BUTYL ALCOHOL		98	UR	C	3.9	UR	C	560	UR	C	3.9	UR	C
TETRACHLOROETHENE		7.2	U		0.29	U		41	U		0.29	U	
TOLUENE		3.2	U		0.13	U		19	U		0.13	U	
TOTAL XYLENES		7	U		0.28	U		40	U		0.28	U	
TRANS-1,2-DICHLOROETHENE		4.8	U		0.19	U		64	J	P	0.19	U	
TRANS-1,3-DICHLOROPROPENE		4.8	U		0.19	U		27	U		0.19	U	
TRICHLOROETHENE		740			0.17	U		51	J	P	0.17	U	
TRICHLOROFLUOROMETHANE		5.2	U		0.21	U		30	U		0.21	U	

PROJ_NO: C03292	NSAMPLE	TB-052311			TB-052411		
SDG: 240-321-1	LAB_ID	240-410-2			240-475-2		
FRACTION: OV	SAMP_DATE	5/23/2011			5/24/2011		
MEDIA: WATER	QC_TYPE	NM			NM		
	UNITS	UG/L			UG/L		
	PCT_SOLIDS	0.0			0.0		
	DUP_OF						
PARAMETER		RESULT	VQL	QLCD	RESULT	VQL	QLCD
CARBON DISULFIDE		0.13	U		0.13	U	
CARBON TETRACHLORIDE		0.13	U		0.13	U	
CHLOROBENZENE		0.15	U		0.15	U	
CHLORODIBROMOMETHANE		0.18	U		0.18	U	
CHLOROETHANE		0.29	U		0.29	U	
CHLOROFORM		0.16	U		0.16	U	
CHLOROMETHANE		0.3	U		0.3	U	
CIS-1,2-DICHLOROETHENE		0.17	U		0.17	U	
CIS-1,3-DICHLOROPROPENE		0.14	U		0.14	U	
DIBROMOMETHANE		0.28	U		0.28	U	
DICHLORODIFLUOROMETHANE		0.31	U		0.31	U	
DIISOPROPYL ETHER		1.5	U		1.5	U	
ETHYL TERT-BUTYL ETHER		0.11	U		0.11	U	
ETHYLBENZENE		0.17	U		0.17	U	
HEXACHLOROBUTADIENE		0.3	U		0.3	U	
ISOPROPYLBENZENE		0.13	U		0.13	U	
M+P-XYLENES		0.24	U		0.24	U	
METHYL TERT-BUTYL ETHER		0.17	U		0.17	U	
METHYLENE CHLORIDE		0.33	U		0.33	U	
NAPHTHALENE		0.24	U		0.24	U	
N-BUTYLBENZENE		0.12	U		0.12	U	
N-PROPYLBENZENE		0.14	U		0.14	U	
O-XYLENE		0.14	U		0.14	U	
SEC-BUTYLBENZENE		0.13	U		0.13	U	
STYRENE		0.11	U		0.11	U	
TERT-AMYL METHYL ETHER		0.067	U		0.067	U	
TERT-BUTYLBENZENE		0.13	U		0.13	U	
TERTIARY-BUTYL ALCOHOL		3.9	UR	C	3.9	UR	C
TETRACHLOROETHENE		0.29	U		0.29	U	
TOLUENE		0.13	U		0.13	U	
TOTAL XYLENES		0.28	U		0.28	U	
TRANS-1,2-DICHLOROETHENE		0.19	U		0.19	U	
TRANS-1,3-DICHLOROPROPENE		0.19	U		0.19	U	
TRICHLOROETHENE		0.17	U		0.17	U	
TRICHLOROFLUOROMETHANE		0.21	U		0.21	U	

PROJ_NO: C03292	NSAMPLE	DMW14D-051911			DMW14I-051911			DMW17I-051911			DMW-8D		
SDG: 240-321-1	LAB_ID	240-321-3			240-321-2			240-321-4			240-475-1		
FRACTION: OV	SAMP_DATE	5/19/2011			5/19/2011			5/19/2011			5/24/2011		
MEDIA: WATER	QC_TYPE	NM			NM			NM			NM		
	UNITS	UG/L			UG/L			UG/L			UG/L		
	PCT_SOLIDS	0.0			0.0			0.0			0.0		
	DUP_OF												
PARAMETER		RESULT	VQL	QLCD	RESULT	VQL	QLCD	RESULT	VQL	QLCD	RESULT	VQL	QLCD
VINYL ACETATE		0.19	UR	C	6.3	UR	C	1.6	UR	C	7.6	UR	C
VINYL CHLORIDE		0.22	U		750			6.9	J	P	460		

PROJ_NO: C03292	NSAMPLE	DMW-8I			DMW8S-051911			MW-5			TB-051911		
SDG: 240-321-1	LAB_ID	240-410-1			240-321-5			240-475-3			240-321-1		
FRACTION: OV	SAMP_DATE	5/23/2011			5/19/2011			5/24/2011			5/19/2011		
MEDIA: WATER	QC_TYPE	NM			NM			NM			NM		
	UNITS	UG/L			UG/L			UG/L			UG/L		
	PCT_SOLIDS	0.0			0.0			0.0			0.0		
	DUP_OF												
PARAMETER		RESULT	VQL	QLCD	RESULT	VQL	QLCD	RESULT	VQL	QLCD	RESULT	VQL	QLCD
VINYL ACETATE		4.8	UR	C	0.19	UR	C	27	UR	C	0.19	UR	C
VINYL CHLORIDE		280			0.22	U		750			0.22	U	

PROJ_NO: C03292 SDG: 240-321-1 FRACTION: OV MEDIA: WATER	NSAMPLE	TB-052311			TB-052411		
	LAB_ID	240-410-2			240-475-2		
	SAMP_DATE	5/23/2011			5/24/2011		
	QC_TYPE	NM			NM		
	UNITS	UG/L			UG/L		
	PCT_SOLIDS	0.0			0.0		
	DUP_OF						
PARAMETER		RESULT	VQL	QLCD	RESULT	VQL	QLCD
VINYL ACETATE		0.19	UR	C	0.19	UR	C
VINYL CHLORIDE		0.22	U		0.22	U	

PROJ_NO: C03292	NSAMPLE	DMW14D-051911			DMW14I-051911			DMW17I-051911			DMW-8D		
SDG: 240-321-1	LAB_ID	240-321-3			240-321-2			240-321-4			240-475-1		
FRACTION: OS	SAMP_DATE	5/19/2011			5/19/2011			5/19/2011			5/24/2011		
MEDIA: WATER	QC_TYPE	NM			NM			NM			NM		
	UNITS	UG/L			UG/L			UG/L			UG/L		
	PCT_SOLIDS	0.0			0.0			0.0			0.0		
	DUP_OF												
PARAMETER		RESULT	VQL	QLCD	RESULT	VQL	QLCD	RESULT	VQL	QLCD	RESULT	VQL	QLCD
1,4-DIOXANE		0.47	U		42			0.47	U		74		

PROJ_NO: C03292	NSAMPLE	DMW-8I			DMW8S-051911			MW-5		
SDG: 240-321-1	LAB_ID	240-410-1			240-321-5			240-475-3		
FRACTION: OS	SAMP_DATE	5/23/2011			5/19/2011			5/24/2011		
MEDIA: WATER	QC_TYPE	NM			NM			NM		
	UNITS	UG/L			UG/L			UG/L		
	PCT_SOLIDS	0.0			0.0			0.0		
	DUP_OF									
PARAMETER		RESULT	VQL	QLCD	RESULT	VQL	QLCD	RESULT	VQL	QLCD
1,4-DIOXANE		70			11			9.6		

PROJ_NO: C03292	NSAMPLE	DMW8S-051911-A			MW-5-A		
SDG: 240-321-1	LAB_ID	240-321-5			240-475-3		
FRACTION: PET	SAMP_DATE	5/19/2011			5/24/2011		
MEDIA: WATER	QC_TYPE	NM			NM		
	UNITS	UG/L			UG/L		
	PCT_SOLIDS	0.0			0.0		
	DUP_OF						
PARAMETER		RESULT	VQL	QLCD	RESULT	VQL	QLCD
DIESEL RANGE ORGANICS		290	J	P	570		
GASOLINE RANGE ORGANICS		33	B	A	2000	J	H

Appendix B

Results as Reported by the Laboratory

FORM I
GC/MS VOA ORGANICS ANALYSIS DATA SHEET

Lab Name: TestAmerica North Canton | Job No.: 240-321-1

SDG No.:

Client Sample ID: DMW-8D | Lab Sample ID: 240-475-1

Matrix: Water | Lab File ID: UXM6656.D

Analysis Method: 8260B | Date Collected: 05/24/2011 10:45

Sample wt/vol: 0.125(mL) | Date Analyzed: 06/04/2011 16:38

Soil Aliquot Vol: | Dilution Factor: 1

Soil Extract Vol.: | GC Column: DB-624 ID: 0.18(mm)

% Moisture: | Level: (low/med) Low

Analysis Batch No.: 3620 | Units: ug/L

CAS NO.	COMPOUND NAME	RESULT	Q	RL	MDL
67-64-1	Acetone	79	J	200	44
71-43-2	Benzene	40	U	40	5.2
108-86-1	Bromobenzene	40	U	40	5.2
74-97-5	Bromochloromethane	40	U	40	12
75-27-4	Bromodichloromethane	40	U	40	6.0
75-25-2	Bromoform	40	U	40	26
74-83-9	Bromomethane	40	U	40	16
78-93-3	2-Butanone	200	U	200	23
75-15-0	Carbon disulfide	40	U	40	5.2
56-23-5	Carbon tetrachloride	40	U	40	5.2
108-90-7	Chlorobenzene	40	U	40	6.0
75-00-3	Chloroethane	40	U	40	12
110-75-8	2-Chloroethyl vinyl ether	400	U	400	40
67-66-3	Chloroform	40	U	40	6.4
74-87-3	Chloromethane	40	U	40	12
95-49-8	2-Chlorotoluene	40	U	40	4.4
106-43-4	4-Chlorotoluene	40	U	40	7.2
156-59-2	cis-1,2-Dichloroethene	840		40	6.8
10061-01-5	cis-1,3-Dichloropropene	40	U	40	5.6
124-48-1	Dibromochloromethane	40	U	40	7.2
96-12-8	1,2-Dibromo-3-Chloropropane	200	U	200	27
106-93-4	1,2-Dibromoethane	40	U	40	9.6
74-95-3	Dibromomethane	40	U	40	11
95-50-1	1,2-Dichlorobenzene	40	U	40	5.2
541-73-1	1,3-Dichlorobenzene	40	U	40	5.6
106-46-7	1,4-Dichlorobenzene	40	U	40	5.2
75-71-8	Dichlorodifluoromethane	40	U	40	12
75-34-3	1,1-Dichloroethane	40	U	40	6.0
107-06-2	1,2-Dichloroethane	40	U	40	8.8
75-35-4	1,1-Dichloroethene	40	U	40	7.6
78-87-5	1,2-Dichloropropane	40	U	40	7.2
142-28-9	1,3-Dichloropropane	40	U	40	6.4
594-20-7	2,2-Dichloropropane	40	U	40	5.2
563-58-6	1,1-Dichloropropene	40	U	40	5.2
108-20-3	Diisopropyl ether	200	U	200	60
100-41-4	Ethylbenzene	40	U	40	6.8

FORM I
GC/MS VOA ORGANICS ANALYSIS DATA SHEET

Lab Name: TestAmerica North Canton | Job No.: 240-321-1

SDG No.:

Client Sample ID: DMW-8D | Lab Sample ID: 240-475-1

Matrix: Water | Lab File ID: UXM6656.D

Analysis Method: 8260B | Date Collected: 05/24/2011 10:45

Sample wt/vol: 0.125(mL) | Date Analyzed: 06/04/2011 16:38

Soil Aliquot Vol: | Dilution Factor: 1

Soil Extract Vol.: | GC Column: DB-624 ID: 0.18(mm)

% Moisture: | Level: (low/med) Low

Analysis Batch No.: 3620 | Units: ug/L

CAS NO.	COMPOUND NAME	RESULT	Q	RL	MDL
637-92-3	Ethyl-t-butyl ether (ETBE)	200	U	200	4.4
87-68-3	Hexachlorobutadiene	40	U	40	12
591-78-6	2-Hexanone	200	U	200	16
98-82-8	Isopropylbenzene	40	U	40	5.2
75-09-2	Methylene Chloride	40	U	40	13
108-10-1	4-Methyl-2-pentanone	200	U	200	13
1634-04-4	Methyl tert-butyl ether	200	U	200	6.8
179601-23-1	m-Xylene & p-Xylene	80	U	80	9.6
91-20-3	Naphthalene	12	J B	40	9.6
104-51-8	n-Butylbenzene	40	U	40	4.8
103-65-1	n-Propylbenzene	40	U	40	5.6
95-47-6	o-Xylene	40	U	40	5.6
99-87-6	p-Isopropyltoluene	40	U	40	4.8
135-98-8	sec-Butylbenzene	40	U	40	5.2
100-42-5	Styrene	40	U	40	4.4
994-05-8	Tert-amyl-methyl ether (TAME)	200	U	200	2.7
75-65-0	tert-Butyl alcohol	800	U	800	160
98-06-6	tert-Butylbenzene	40	U	40	5.2
630-20-6	1,1,1,2-Tetrachloroethane	40	U	40	9.2
79-34-5	1,1,2,2-Tetrachloroethane	40	U	40	7.2
127-18-4	Tetrachloroethene	40	U	40	12
108-88-3	Toluene	40	U	40	5.2
156-60-5	trans-1,2-Dichloroethene	40	U	40	7.6
10061-02-6	trans-1,3-Dichloropropene	40	U	40	7.6
87-61-6	1,2,3-Trichlorobenzene	18	J B	40	6.8
120-82-1	1,2,4-Trichlorobenzene	40	U	40	6.0
71-55-6	1,1,1-Trichloroethane	40	U	40	8.8
79-01-6	Trichloroethene	940		40	6.8
75-69-4	Trichlorofluoromethane	40	U	40	8.4
96-18-4	1,2,3-Trichloropropane	40	U	40	17
76-13-1	1,1,2-Trichloro-1,2,2-trichfluoroethane	40	U	40	11
526-73-8	1,2,3-Trimethylbenzene	200	U	200	0.24
95-63-6	1,2,4-Trimethylbenzene	40	U	40	4.8
108-05-4	Vinyl acetate	80	U	80	7.6
75-01-4	Vinyl chloride	460		40	8.8

FORM I
GC/MS VOA ORGANICS ANALYSIS DATA SHEET

Lab Name: TestAmerica North Canton | Job No.: 240-321-1

SDG No.:

Client Sample ID: DMW-8D | Lab Sample ID: 240-475-1

Matrix: Water | Lab File ID: UXM6656.D

Analysis Method: 8260B | Date Collected: 05/24/2011 10:45

Sample wt/vol: 0.125(mL) | Date Analyzed: 06/04/2011 16:38

Soil Aliquot Vol: | Dilution Factor: 1

Soil Extract Vol.: | GC Column: DB-624 ID: 0.18(mm)

% Moisture: | Level: (low/med) Low

Analysis Batch No.: 3620 | Units: ug/L

CAS NO.	COMPOUND NAME	RESULT	Q	RL	MDL
1330-20-7	Xylenes, Total	80	U	80	11

CAS NO.	SURROGATE	%REC	Q	LIMITS
460-00-4	4-Bromofluorobenzene (Surr)	86		66-117
1868-53-7	Dibromofluoromethane (Surr)	89		75-121
17060-07-0	1,2-Dichloroethane-d4 (Surr)	89		63-129
2037-26-5	Toluene-d8 (Surr)	96		74-115

FORM I
GC/MS VOA ORGANICS ANALYSIS DATA SHEET
TENTATIVELY IDENTIFIED COMPOUNDS

Lab Name: TestAmerica North Canton | Job No.: 240-321-1

SDG No.:

Client Sample ID: DMW-8D | Lab Sample ID: 240-475-1

Matrix: Water | Lab File ID: UXM6656.D

Analysis Method: 8260B | Date Collected: 05/24/2011 10:45

Sample wt/vol: 0.125(mL) | Date Analyzed: 06/04/2011 16:38

Soil Aliquot Vol: | Dilution Factor: 1

Soil Extract Vol.: | GC Column: DB-624 ID: 0.18(mm)

% Moisture: | Level: (low/med) Low

Analysis Batch No.: 3620 | Units: ug/L

Number TICs Found: 0 | TIC Result Total: 0

CAS NO.	COMPOUND NAME	RT	RESULT	Q
	Tentatively Identified Compound		None	

FORM I
GC/MS VOA ORGANICS ANALYSIS DATA SHEET

Lab Name: TestAmerica North Canton | Job No.: 240-321-1

SDG No.:

Client Sample ID: DMW-8I | Lab Sample ID: 240-410-1

Matrix: Water | Lab File ID: UXC5790.D

Analysis Method: 8260B | Date Collected: 05/23/2011 14:00

Sample wt/vol: 0.2(mL) | Date Analyzed: 06/03/2011 22:16

Soil Aliquot Vol: | Dilution Factor: 1

Soil Extract Vol.: | GC Column: DB-624 ID: 0.18(mm)

% Moisture: | Level: (low/med) Low

Analysis Batch No.: 3551 | Units: ug/L

CAS NO.	COMPOUND NAME	RESULT	Q	RL	MDL
67-64-1	Acetone	120	U	120	28
71-43-2	Benzene	3.5	J	25	3.2
108-86-1	Bromobenzene	25	U	25	3.2
74-97-5	Bromochloromethane	25	U	25	7.2
75-27-4	Bromodichloromethane	25	U	25	3.8
75-25-2	Bromoform	25	U	25	16
74-83-9	Bromomethane	25	U	25	10
78-93-3	2-Butanone	120	U	120	14
75-15-0	Carbon disulfide	25	U	25	3.2
56-23-5	Carbon tetrachloride	25	U	25	3.2
108-90-7	Chlorobenzene	25	U	25	3.8
75-00-3	Chloroethane	25	U	25	7.2
110-75-8	2-Chloroethyl vinyl ether	250	U	250	25
67-66-3	Chloroform	25	U	25	4.0
74-87-3	Chloromethane	25	U	25	7.5
95-49-8	2-Chlorotoluene	25	U	25	2.8
106-43-4	4-Chlorotoluene	25	U	25	4.5
156-59-2	cis-1,2-Dichloroethene	540		25	4.2
10061-01-5	cis-1,3-Dichloropropene	25	U	25	3.5
124-48-1	Dibromochloromethane	25	U	25	4.5
96-12-8	1,2-Dibromo-3-Chloropropane	120	U	120	17
106-93-4	1,2-Dibromoethane	25	U	25	6.0
74-95-3	Dibromomethane	25	U	25	7.0
95-50-1	1,2-Dichlorobenzene	25	U	25	3.2
541-73-1	1,3-Dichlorobenzene	25	U	25	3.5
106-46-7	1,4-Dichlorobenzene	25	U	25	3.2
75-71-8	Dichlorodifluoromethane	25	U	25	7.8
75-34-3	1,1-Dichloroethane	25	U	25	3.8
107-06-2	1,2-Dichloroethane	7.3	J	25	5.5
75-35-4	1,1-Dichloroethene	25	U	25	4.8
78-87-5	1,2-Dichloropropane	25	U	25	4.5
142-28-9	1,3-Dichloropropane	25	U	25	4.0
594-20-7	2,2-Dichloropropane	25	U	25	3.2
563-58-6	1,1-Dichloropropene	25	U	25	3.2
108-20-3	Diisopropyl ether	120	U	120	38
100-41-4	Ethylbenzene	25	U	25	4.2

FORM I
GC/MS VOA ORGANICS ANALYSIS DATA SHEET

Lab Name: TestAmerica North Canton | Job No.: 240-321-1

SDG No.:

Client Sample ID: DMW-8I | Lab Sample ID: 240-410-1

Matrix: Water | Lab File ID: UXC5790.D

Analysis Method: 8260B | Date Collected: 05/23/2011 14:00

Sample wt/vol: 0.2(mL) | Date Analyzed: 06/03/2011 22:16

Soil Aliquot Vol: | Dilution Factor: 1

Soil Extract Vol.: | GC Column: DB-624 ID: 0.18(mm)

% Moisture: | Level: (low/med) Low

Analysis Batch No.: 3551 | Units: ug/L

CAS NO.	COMPOUND NAME	RESULT	Q	RL	MDL
637-92-3	Ethyl-t-butyl ether (ETBE)	120	U	120	2.8
87-68-3	Hexachlorobutadiene	25	U	25	7.5
591-78-6	2-Hexanone	120	U	120	10
98-82-8	Isopropylbenzene	25	U	25	3.2
75-09-2	Methylene Chloride	25	U	25	8.2
108-10-1	4-Methyl-2-pentanone	120	U	120	8.0
1634-04-4	Methyl tert-butyl ether	120	U	120	4.2
179601-23-1	m-Xylene & p-Xylene	50	U	50	6.0
91-20-3	Naphthalene	25	U	25	6.0
104-51-8	n-Butylbenzene	25	U	25	3.0
103-65-1	n-Propylbenzene	25	U	25	3.5
95-47-6	o-Xylene	25	U	25	3.5
99-87-6	p-Isopropyltoluene	25	U	25	3.0
135-98-8	sec-Butylbenzene	25	U	25	3.2
100-42-5	Styrene	25	U	25	2.8
994-05-8	Tert-amyl-methyl ether (TAME)	120	U	120	1.7
75-65-0	tert-Butyl alcohol	500	U	500	98
98-06-6	tert-Butylbenzene	25	U	25	3.2
630-20-6	1,1,1,2-Tetrachloroethane	25	U	25	5.8
79-34-5	1,1,2,2-Tetrachloroethane	25	U	25	4.5
127-18-4	Tetrachloroethene	25	U	25	7.2
108-88-3	Toluene	25	U	25	3.2
156-60-5	trans-1,2-Dichloroethene	25	U	25	4.8
10061-02-6	trans-1,3-Dichloropropene	25	U	25	4.8
87-61-6	1,2,3-Trichlorobenzene	25	U	25	4.2
120-82-1	1,2,4-Trichlorobenzene	25	U	25	3.8
71-55-6	1,1,1-Trichloroethane	25	U	25	5.5
79-01-6	Trichloroethene	740		25	4.2
75-69-4	Trichlorofluoromethane	25	U	25	5.2
96-18-4	1,2,3-Trichloropropane	25	U	25	11
76-13-1	1,1,2-Trichloro-1,2,2-trichfluoroethane	25	U	25	7.0
526-73-8	1,2,3-Trimethylbenzene	120	U	120	0.15
95-63-6	1,2,4-Trimethylbenzene	25	U	25	3.0
108-05-4	Vinyl acetate	50	U	50	4.8
75-01-4	Vinyl chloride	280		25	5.5

FORM I
GC/MS VOA ORGANICS ANALYSIS DATA SHEET

Lab Name: TestAmerica North Canton | Job No.: 240-321-1

SDG No.:

Client Sample ID: DMW-8I | Lab Sample ID: 240-410-1

Matrix: Water | Lab File ID: UXC5790.D

Analysis Method: 8260B | Date Collected: 05/23/2011 14:00

Sample wt/vol: 0.2(mL) | Date Analyzed: 06/03/2011 22:16

Soil Aliquot Vol: | Dilution Factor: 1

Soil Extract Vol.: | GC Column: DB-624 ID: 0.18(mm)

% Moisture: | Level: (low/med) Low

Analysis Batch No.: 3551 | Units: ug/L

CAS NO.	COMPOUND NAME	RESULT	Q	RL	MDL
1330-20-7	Xylenes, Total	50	U	50	7.0

CAS NO.	SURROGATE	%REC	Q	LIMITS
460-00-4	4-Bromofluorobenzene (Surr)	90		66-117
1868-53-7	Dibromofluoromethane (Surr)	96		75-121
17060-07-0	1,2-Dichloroethane-d4 (Surr)	103		63-129
2037-26-5	Toluene-d8 (Surr)	99		74-115

FORM I
GC/MS VOA ORGANICS ANALYSIS DATA SHEET
TENTATIVELY IDENTIFIED COMPOUNDS

Lab Name: TestAmerica North Canton | Job No.: 240-321-1

SDG No.:

Client Sample ID: DMW-8I | Lab Sample ID: 240-410-1

Matrix: Water | Lab File ID: UXC5790.D

Analysis Method: 8260B | Date Collected: 05/23/2011 14:00

Sample wt/vol: 0.2(mL) | Date Analyzed: 06/03/2011 22:16

Soil Aliquot Vol: | Dilution Factor: 1

Soil Extract Vol.: | GC Column: DB-624 ID: 0.18(mm)

% Moisture: | Level: (low/med) Low

Analysis Batch No.: 3551 | Units: ug/L

Number TICs Found: 0 | TIC Result Total: 0

CAS NO.	COMPOUND NAME	RT	RESULT	Q
	Tentatively Identified Compound		None	

FORM I-TIC 8260B

FORM I
GC/MS VOA ORGANICS ANALYSIS DATA SHEET

Lab Name: TestAmerica North Canton | Job No.: 240-321-1

SDG No.:

Client Sample ID: DMW14D-051911 | Lab Sample ID: 240-321-3

Matrix: Water | Lab File ID: UX128757.D

Analysis Method: 8260B | Date Collected: 05/19/2011 12:09

Sample wt/vol: 5(mL) | Date Analyzed: 06/02/2011 03:17

Soil Aliquot Vol: | Dilution Factor: 1

Soil Extract Vol.: | GC Column: DB-624 ID: 0.18(mm)

% Moisture: | Level: (low/med) Low

Analysis Batch No.: 3295 | Units: ug/L

CAS NO.	COMPOUND NAME	RESULT	Q	RL	MDL
67-64-1	Acetone	5.0	U	5.0	1.1
71-43-2	Benzene	1.0	U	1.0	0.13
108-86-1	Bromobenzene	1.0	U	1.0	0.13
74-97-5	Bromochloromethane	1.0	U	1.0	0.29
75-27-4	Bromodichloromethane	1.0	U	1.0	0.15
75-25-2	Bromoform	1.0	U	1.0	0.64
74-83-9	Bromomethane	1.0	U	1.0	0.41
78-93-3	2-Butanone	5.0	U	5.0	0.57
75-15-0	Carbon disulfide	1.0	U	1.0	0.13
56-23-5	Carbon tetrachloride	1.0	U	1.0	0.13
108-90-7	Chlorobenzene	1.0	U	1.0	0.15
75-00-3	Chloroethane	1.0	U	1.0	0.29
110-75-8	2-Chloroethyl vinyl ether	10	U	10	0.99
67-66-3	Chloroform	1.0	U	1.0	0.16
74-87-3	Chloromethane	1.0	U	1.0	0.30
95-49-8	2-Chlorotoluene	1.0	U	1.0	0.11
106-43-4	4-Chlorotoluene	1.0	U	1.0	0.18
156-59-2	cis-1,2-Dichloroethene	1.0	U	1.0	0.17
10061-01-5	cis-1,3-Dichloropropene	1.0	U	1.0	0.14
124-48-1	Dibromochloromethane	1.0	U	1.0	0.18
96-12-8	1,2-Dibromo-3-Chloropropane	5.0	U	5.0	0.67
106-93-4	1,2-Dibromoethane	1.0	U	1.0	0.24
74-95-3	Dibromomethane	1.0	U	1.0	0.28
95-50-1	1,2-Dichlorobenzene	1.0	U	1.0	0.13
541-73-1	1,3-Dichlorobenzene	1.0	U	1.0	0.14
106-46-7	1,4-Dichlorobenzene	1.0	U	1.0	0.13
75-71-8	Dichlorodifluoromethane	1.0	U	1.0	0.31
75-34-3	1,1-Dichloroethane	1.0	U	1.0	0.15
107-06-2	1,2-Dichloroethane	1.0	U	1.0	0.22
75-35-4	1,1-Dichloroethene	1.0	U	1.0	0.19
78-87-5	1,2-Dichloropropane	1.0	U	1.0	0.18
142-28-9	1,3-Dichloropropane	1.0	U	1.0	0.16
594-20-7	2,2-Dichloropropane	1.0	U	1.0	0.13
563-58-6	1,1-Dichloropropene	1.0	U	1.0	0.13
108-20-3	Diisopropyl ether	5.0	U	5.0	1.5
100-41-4	Ethylbenzene	1.0	U	1.0	0.17

FORM I
GC/MS VOA ORGANICS ANALYSIS DATA SHEET

Lab Name: TestAmerica North Canton | Job No.: 240-321-1

SDG No.:

Client Sample ID: DMW14D-051911 | Lab Sample ID: 240-321-3

Matrix: Water | Lab File ID: UX128757.D

Analysis Method: 8260B | Date Collected: 05/19/2011 12:09

Sample wt/vol: 5(mL) | Date Analyzed: 06/02/2011 03:17

Soil Aliquot Vol: | Dilution Factor: 1

Soil Extract Vol.: | GC Column: DB-624 ID: 0.18(mm)

% Moisture: | Level: (low/med) Low

Analysis Batch No.: 3295 | Units: ug/L

CAS NO.	COMPOUND NAME	RESULT	Q	RL	MDL
637-92-3	Ethyl-t-butyl ether (ETBE)	5.0	U	5.0	0.11
87-68-3	Hexachlorobutadiene	1.0	U	1.0	0.30
591-78-6	2-Hexanone	5.0	U	5.0	0.41
98-82-8	Isopropylbenzene	1.0	U	1.0	0.13
75-09-2	Methylene Chloride	1.0	U	1.0	0.33
108-10-1	4-Methyl-2-pentanone	5.0	U	5.0	0.32
1634-04-4	Methyl tert-butyl ether	5.0	U	5.0	0.17
179601-23-1	m-Xylene & p-Xylene	2.0	U	2.0	0.24
91-20-3	Naphthalene	1.0	U	1.0	0.24
104-51-8	n-Butylbenzene	1.0	U	1.0	0.12
103-65-1	n-Propylbenzene	1.0	U	1.0	0.14
95-47-6	o-Xylene	1.0	U	1.0	0.14
99-87-6	p-Isopropyltoluene	1.0	U	1.0	0.12
135-98-8	sec-Butylbenzene	1.0	U	1.0	0.13
100-42-5	Styrene	1.0	U	1.0	0.11
994-05-8	Tert-amyl-methyl ether (TAME)	5.0	U	5.0	0.067
75-65-0	tert-Butyl alcohol	20	U	20	3.9
98-06-6	tert-Butylbenzene	1.0	U	1.0	0.13
630-20-6	1,1,1,2-Tetrachloroethane	1.0	U	1.0	0.23
79-34-5	1,1,2,2-Tetrachloroethane	1.0	U	1.0	0.18
127-18-4	Tetrachloroethene	1.0	U	1.0	0.29
108-88-3	Toluene	1.0	U	1.0	0.13
156-60-5	trans-1,2-Dichloroethene	1.0	U	1.0	0.19
10061-02-6	trans-1,3-Dichloropropene	1.0	U	1.0	0.19
87-61-6	1,2,3-Trichlorobenzene	1.0	U	1.0	0.17
120-82-1	1,2,4-Trichlorobenzene	1.0	U	1.0	0.15
71-55-6	1,1,1-Trichloroethane	1.0	U	1.0	0.22
79-01-6	Trichloroethene	1.0	U	1.0	0.17
75-69-4	Trichlorofluoromethane	1.0	U	1.0	0.21
96-18-4	1,2,3-Trichloropropane	1.0	U	1.0	0.43
76-13-1	1,1,2-Trichloro-1,2,2-trichfluoroethane	1.0	U	1.0	0.28
526-73-8	1,2,3-Trimethylbenzene	5.0	U	5.0	0.0059
95-63-6	1,2,4-Trimethylbenzene	1.0	U	1.0	0.12
108-05-4	Vinyl acetate	2.0	U	2.0	0.19
75-01-4	Vinyl chloride	1.0	U	1.0	0.22

FORM I
GC/MS VOA ORGANICS ANALYSIS DATA SHEET

Lab Name: TestAmerica North Canton | Job No.: 240-321-1

SDG No.:

Client Sample ID: DMW14D-051911 | Lab Sample ID: 240-321-3

Matrix: Water | Lab File ID: UX128757.D

Analysis Method: 8260B | Date Collected: 05/19/2011 12:09

Sample wt/vol: 5(mL) | Date Analyzed: 06/02/2011 03:17

Soil Aliquot Vol: | Dilution Factor: 1

Soil Extract Vol.: | GC Column: DB-624 ID: 0.18(mm)

% Moisture: | Level: (low/med) Low

Analysis Batch No.: 3295 | Units: ug/L

CAS NO.	COMPOUND NAME	RESULT	Q	RL	MDL
1330-20-7	Xylenes, Total	2.0	U	2.0	0.28

CAS NO.	SURROGATE	%REC	Q	LIMITS
460-00-4	4-Bromofluorobenzene (Surr)	82		66-117
1868-53-7	Dibromofluoromethane (Surr)	99		75-121
17060-07-0	1,2-Dichloroethane-d4 (Surr)	90		63-129
2037-26-5	Toluene-d8 (Surr)	97		74-115

FORM I
GC/MS VOA ORGANICS ANALYSIS DATA SHEET
TENTATIVELY IDENTIFIED COMPOUNDS

Lab Name: TestAmerica North Canton | Job No.: 240-321-1

SDG No.:

Client Sample ID: DMW14D-051911 | Lab Sample ID: 240-321-3

Matrix: Water | Lab File ID: UX128757.D

Analysis Method: 8260B | Date Collected: 05/19/2011 12:09

Sample wt/vol: 5(mL) | Date Analyzed: 06/02/2011 03:17

Soil Aliquot Vol: | Dilution Factor: 1

Soil Extract Vol.: | GC Column: DB-624 ID: 0.18(mm)

% Moisture: | Level: (low/med) Low

Analysis Batch No.: 3295 | Units: ug/L

Number TICs Found: 0 | TIC Result Total: 0

CAS NO.	COMPOUND NAME	RT	RESULT	Q
	Tentatively Identified Compound		None	

FORM I
GC/MS VOA ORGANICS ANALYSIS DATA SHEET

Lab Name: TestAmerica North Canton | Job No.: 240-321-1

SDG No.:

Client Sample ID: DMW14I-051911 | Lab Sample ID: 240-321-2

Matrix: Water | Lab File ID: UX128756.D

Analysis Method: 8260B | Date Collected: 05/19/2011 10:56

Sample wt/vol: 0.15(mL) | Date Analyzed: 06/02/2011 02:51

Soil Aliquot Vol: | Dilution Factor: 1

Soil Extract Vol.: | GC Column: DB-624 ID: 0.18(mm)

% Moisture: | Level: (low/med) Low

Analysis Batch No.: 3295 | Units: ug/L

CAS NO.	COMPOUND NAME	RESULT	Q	RL	MDL
67-64-1	Acetone	170	U	170	37
71-43-2	Benzene	33	U	33	4.3
108-86-1	Bromobenzene	33	U	33	4.3
74-97-5	Bromochloromethane	33	U	33	9.7
75-27-4	Bromodichloromethane	33	U	33	5.0
75-25-2	Bromoform	33	U	33	21
74-83-9	Bromomethane	33	U	33	14
78-93-3	2-Butanone	170	U	170	19
75-15-0	Carbon disulfide	33	U	33	4.3
56-23-5	Carbon tetrachloride	33	U	33	4.3
108-90-7	Chlorobenzene	260		33	5.0
75-00-3	Chloroethane	33	U	33	9.7
110-75-8	2-Chloroethyl vinyl ether	330	U	330	33
67-66-3	Chloroform	33	U	33	5.3
74-87-3	Chloromethane	33	U	33	10
95-49-8	2-Chlorotoluene	33	U	33	3.7
106-43-4	4-Chlorotoluene	33	U	33	6.0
156-59-2	cis-1,2-Dichloroethene	1200		33	5.7
10061-01-5	cis-1,3-Dichloropropene	33	U	33	4.7
124-48-1	Dibromochloromethane	33	U	33	6.0
96-12-8	1,2-Dibromo-3-Chloropropane	170	U	170	22
106-93-4	1,2-Dibromoethane	33	U	33	8.0
74-95-3	Dibromomethane	33	U	33	9.3
95-50-1	1,2-Dichlorobenzene	33	U	33	4.3
541-73-1	1,3-Dichlorobenzene	33	U	33	4.7
106-46-7	1,4-Dichlorobenzene	33	U	33	4.3
75-71-8	Dichlorodifluoromethane	33	U	33	10
75-34-3	1,1-Dichloroethane	33	U	33	5.0
107-06-2	1,2-Dichloroethane	9.5	J	33	7.3
75-35-4	1,1-Dichloroethene	33	U	33	6.3
78-87-5	1,2-Dichloropropane	33	U	33	6.0
142-28-9	1,3-Dichloropropane	33	U	33	5.3
594-20-7	2,2-Dichloropropane	33	U	33	4.3
563-58-6	1,1-Dichloropropene	33	U	33	4.3
108-20-3	Diisopropyl ether	170	U	170	50
100-41-4	Ethylbenzene	33	U	33	5.7

FORM I
GC/MS VOA ORGANICS ANALYSIS DATA SHEET

Lab Name: TestAmerica North Canton Job No.: 240-321-1

SDG No.:

Client Sample ID: DMW14I-051911 Lab Sample ID: 240-321-2

Matrix: Water Lab File ID: UX128756.D

Analysis Method: 8260B Date Collected: 05/19/2011 10:56

Sample wt/vol: 0.15(mL) Date Analyzed: 06/02/2011 02:51

Soil Aliquot Vol: Dilution Factor: 1

Soil Extract Vol.: GC Column: DB-624 ID: 0.18(mm)

% Moisture: Level: (low/med) Low

Analysis Batch No.: 3295 Units: ug/L

CAS NO.	COMPOUND NAME	RESULT	Q	RL	MDL
637-92-3	Ethyl-t-butyl ether (ETBE)	170	U	170	3.7
87-68-3	Hexachlorobutadiene	33	U	33	10
591-78-6	2-Hexanone	170	U	170	14
98-82-8	Isopropylbenzene	33	U	33	4.3
75-09-2	Methylene Chloride	33	U	33	11
108-10-1	4-Methyl-2-pentanone	170	U	170	11
1634-04-4	Methyl tert-butyl ether	170	U	170	5.7
179601-23-1	m-Xylene & p-Xylene	67	U	67	8.0
91-20-3	Naphthalene	33	U	33	8.0
104-51-8	n-Butylbenzene	33	U	33	4.0
103-65-1	n-Propylbenzene	33	U	33	4.7
95-47-6	o-Xylene	33	U	33	4.7
99-87-6	p-Isopropyltoluene	33	U	33	4.0
135-98-8	sec-Butylbenzene	33	U	33	4.3
100-42-5	Styrene	33	U	33	3.7
994-05-8	Tert-amyl-methyl ether (TAME)	170	U	170	2.2
75-65-0	tert-Butyl alcohol	670	U	670	130
98-06-6	tert-Butylbenzene	33	U	33	4.3
630-20-6	1,1,1,2-Tetrachloroethane	33	U	33	7.7
79-34-5	1,1,2,2-Tetrachloroethane	33	U	33	6.0
127-18-4	Tetrachloroethene	33	U	33	9.7
108-88-3	Toluene	5.5	J	33	4.3
156-60-5	trans-1,2-Dichloroethene	9.2	J	33	6.3
10061-02-6	trans-1,3-Dichloropropene	33	U	33	6.3
87-61-6	1,2,3-Trichlorobenzene	33	U	33	5.7
120-82-1	1,2,4-Trichlorobenzene	33	U	33	5.0
71-55-6	1,1,1-Trichloroethane	33	U	33	7.3
79-01-6	Trichloroethene	15	J	33	5.7
75-69-4	Trichlorofluoromethane	33	U	33	7.0
96-18-4	1,2,3-Trichloropropane	33	U	33	14
76-13-1	1,1,2-Trichloro-1,2,2-trichfluoroethane	33	U	33	9.3
526-73-8	1,2,3-Trimethylbenzene	170	U	170	0.20
95-63-6	1,2,4-Trimethylbenzene	33	U	33	4.0
108-05-4	Vinyl acetate	67	U	67	6.3
75-01-4	Vinyl chloride	750		33	7.3

FORM I
GC/MS VOA ORGANICS ANALYSIS DATA SHEET

Lab Name: TestAmerica North Canton | Job No.: 240-321-1

SDG No.:

Client Sample ID: DMW14I-051911 | Lab Sample ID: 240-321-2

Matrix: Water | Lab File ID: UX128756.D

Analysis Method: 8260B | Date Collected: 05/19/2011 10:56

Sample wt/vol: 0.15(mL) | Date Analyzed: 06/02/2011 02:51

Soil Aliquot Vol: | Dilution Factor: 1

Soil Extract Vol.: | GC Column: DB-624 ID: 0.18(mm)

% Moisture: | Level: (low/med) Low

Analysis Batch No.: 3295 | Units: ug/L

CAS NO.	COMPOUND NAME	RESULT	Q	RL	MDL
1330-20-7	Xylenes, Total	67	U	67	9.3

CAS NO.	SURROGATE	%REC	Q	LIMITS
460-00-4	4-Bromofluorobenzene (Surr)	82		66-117
1868-53-7	Dibromofluoromethane (Surr)	99		75-121
17060-07-0	1,2-Dichloroethane-d4 (Surr)	92		63-129
2037-26-5	Toluene-d8 (Surr)	97		74-115

FORM I
GC/MS VOA ORGANICS ANALYSIS DATA SHEET
TENTATIVELY IDENTIFIED COMPOUNDS

Lab Name: TestAmerica North Canton | Job No.: 240-321-1

SDG No.:

Client Sample ID: DMW14I-051911 | Lab Sample ID: 240-321-2

Matrix: Water | Lab File ID: UX128756.D

Analysis Method: 8260B | Date Collected: 05/19/2011 10:56

Sample wt/vol: 0.15(mL) | Date Analyzed: 06/02/2011 02:51

Soil Aliquot Vol: | Dilution Factor: 1

Soil Extract Vol.: | GC Column: DB-624 ID: 0.18(mm)

% Moisture: | Level: (low/med) Low

Analysis Batch No.: 3295 | Units: ug/L

Number TICs Found: 0 | TIC Result Total: 0

CAS NO.	COMPOUND NAME	RT	RESULT	Q
	Tentatively Identified Compound		None	

FORM I-TIC 8260B

FORM I
GC/MS VOA ORGANICS ANALYSIS DATA SHEET

Lab Name: TestAmerica North Canton | Job No.: 240-321-1

SDG No.:

Client Sample ID: DMW17I-051911 | Lab Sample ID: 240-321-4

Matrix: Water | Lab File ID: UX128758.D

Analysis Method: 8260B | Date Collected: 05/19/2011 15:19

Sample wt/vol: 0.6(mL) | Date Analyzed: 06/02/2011 03:43

Soil Aliquot Vol: | Dilution Factor: 1

Soil Extract Vol.: | GC Column: DB-624 ID: 0.18(mm)

% Moisture: | Level: (low/med) Low

Analysis Batch No.: 3295 | Units: ug/L

CAS NO.	COMPOUND NAME	RESULT	Q	RL	MDL
67-64-1	Acetone	42	U	42	9.2
71-43-2	Benzene	8.3	U	8.3	1.1
108-86-1	Bromobenzene	8.3	U	8.3	1.1
74-97-5	Bromochloromethane	8.3	U	8.3	2.4
75-27-4	Bromodichloromethane	8.3	U	8.3	1.2
75-25-2	Bromoform	8.3	U	8.3	5.3
74-83-9	Bromomethane	8.3	U	8.3	3.4
78-93-3	2-Butanone	42	U	42	4.8
75-15-0	Carbon disulfide	8.3	U	8.3	1.1
56-23-5	Carbon tetrachloride	8.3	U	8.3	1.1
108-90-7	Chlorobenzene	8.3	U	8.3	1.2
75-00-3	Chloroethane	8.3	U	8.3	2.4
110-75-8	2-Chloroethyl vinyl ether	83	U	83	8.2
67-66-3	Chloroform	8.3	U	8.3	1.3
74-87-3	Chloromethane	8.3	U	8.3	2.5
95-49-8	2-Chlorotoluene	8.3	U	8.3	0.92
106-43-4	4-Chlorotoluene	8.3	U	8.3	1.5
156-59-2	cis-1,2-Dichloroethene	80		8.3	1.4
10061-01-5	cis-1,3-Dichloropropene	8.3	U	8.3	1.2
124-48-1	Dibromochloromethane	8.3	U	8.3	1.5
96-12-8	1,2-Dibromo-3-Chloropropane	42	U	42	5.6
106-93-4	1,2-Dibromoethane	8.3	U	8.3	2.0
74-95-3	Dibromomethane	8.3	U	8.3	2.3
95-50-1	1,2-Dichlorobenzene	8.3	U	8.3	1.1
541-73-1	1,3-Dichlorobenzene	8.3	U	8.3	1.2
106-46-7	1,4-Dichlorobenzene	8.3	U	8.3	1.1
75-71-8	Dichlorodifluoromethane	8.3	U	8.3	2.6
75-34-3	1,1-Dichloroethane	8.3	U	8.3	1.2
107-06-2	1,2-Dichloroethane	8.3	U	8.3	1.8
75-35-4	1,1-Dichloroethene	8.3	U	8.3	1.6
78-87-5	1,2-Dichloropropane	8.3	U	8.3	1.5
142-28-9	1,3-Dichloropropane	8.3	U	8.3	1.3
594-20-7	2,2-Dichloropropane	8.3	U	8.3	1.1
563-58-6	1,1-Dichloropropene	8.3	U	8.3	1.1
108-20-3	Diisopropyl ether	42	U	42	12
100-41-4	Ethylbenzene	8.3	U	8.3	1.4

FORM I
GC/MS VOA ORGANICS ANALYSIS DATA SHEET

Lab Name: TestAmerica North Canton | Job No.: 240-321-1

SDG No.:

Client Sample ID: DMW17I-051911 | Lab Sample ID: 240-321-4

Matrix: Water | Lab File ID: UX128758.D

Analysis Method: 8260B | Date Collected: 05/19/2011 15:19

Sample wt/vol: 0.6(mL) | Date Analyzed: 06/02/2011 03:43

Soil Aliquot Vol: | Dilution Factor: 1

Soil Extract Vol.: | GC Column: DB-624 ID: 0.18(mm)

% Moisture: | Level: (low/med) Low

Analysis Batch No.: 3295 | Units: ug/L

CAS NO.	COMPOUND NAME	RESULT	Q	RL	MDL
637-92-3	Ethyl-t-butyl ether (ETBE)	42	U	42	0.92
87-68-3	Hexachlorobutadiene	8.3	U	8.3	2.5
591-78-6	2-Hexanone	42	U	42	3.4
98-82-8	Isopropylbenzene	8.3	U	8.3	1.1
75-09-2	Methylene Chloride	8.3	U	8.3	2.8
108-10-1	4-Methyl-2-pentanone	42	U	42	2.7
1634-04-4	Methyl tert-butyl ether	42	U	42	1.4
179601-23-1	m-Xylene & p-Xylene	17	U	17	2.0
91-20-3	Naphthalene	8.3	U	8.3	2.0
104-51-8	n-Butylbenzene	8.3	U	8.3	1.0
103-65-1	n-Propylbenzene	8.3	U	8.3	1.2
95-47-6	o-Xylene	8.3	U	8.3	1.2
99-87-6	p-Isopropyltoluene	8.3	U	8.3	1.0
135-98-8	sec-Butylbenzene	8.3	U	8.3	1.1
100-42-5	Styrene	8.3	U	8.3	0.92
994-05-8	Tert-amyl-methyl ether (TAME)	42	U	42	0.56
75-65-0	tert-Butyl alcohol	170	U	170	32
98-06-6	tert-Butylbenzene	8.3	U	8.3	1.1
630-20-6	1,1,1,2-Tetrachloroethane	8.3	U	8.3	1.9
79-34-5	1,1,2,2-Tetrachloroethane	8.3	U	8.3	1.5
127-18-4	Tetrachloroethene	8.3	U	8.3	2.4
108-88-3	Toluene	8.3	U	8.3	1.1
156-60-5	trans-1,2-Dichloroethene	8.3	U	8.3	1.6
10061-02-6	trans-1,3-Dichloropropene	8.3	U	8.3	1.6
87-61-6	1,2,3-Trichlorobenzene	8.3	U	8.3	1.4
120-82-1	1,2,4-Trichlorobenzene	8.3	U	8.3	1.2
71-55-6	1,1,1-Trichloroethane	8.3	U	8.3	1.8
79-01-6	Trichloroethene	480		8.3	1.4
75-69-4	Trichlorofluoromethane	8.3	U	8.3	1.8
96-18-4	1,2,3-Trichloropropane	8.3	U	8.3	3.6
76-13-1	1,1,2-Trichloro-1,2,2-trichfluoroethane	8.3	U	8.3	2.3
526-73-8	1,2,3-Trimethylbenzene	42	U	42	0.049
95-63-6	1,2,4-Trimethylbenzene	8.3	U	8.3	1.0
108-05-4	Vinyl acetate	17	U	17	1.6
75-01-4	Vinyl chloride	6.9	J	8.3	1.8

FORM I
GC/MS VOA ORGANICS ANALYSIS DATA SHEET

Lab Name: TestAmerica North Canton Job No.: 240-321-1

SDG No.:

Client Sample ID: DMW17I-051911 Lab Sample ID: 240-321-4

Matrix: Water Lab File ID: UX128758.D

Analysis Method: 8260B Date Collected: 05/19/2011 15:19

Sample wt/vol: 0.6(mL) Date Analyzed: 06/02/2011 03:43

Soil Aliquot Vol: Dilution Factor: 1

Soil Extract Vol.: GC Column: DB-624 ID: 0.18(mm)

% Moisture: Level: (low/med) Low

Analysis Batch No.: 3295 Units: ug/L

CAS NO.	COMPOUND NAME	RESULT	Q	RL	MDL
1330-20-7	Xylenes, Total	17	U	17	2.3

CAS NO.	SURROGATE	%REC	Q	LIMITS
460-00-4	4-Bromofluorobenzene (Surr)	83		66-117
1868-53-7	Dibromofluoromethane (Surr)	98		75-121
17060-07-0	1,2-Dichloroethane-d4 (Surr)	92		63-129
2037-26-5	Toluene-d8 (Surr)	98		74-115

FORM I
GC/MS VOA ORGANICS ANALYSIS DATA SHEET
TENTATIVELY IDENTIFIED COMPOUNDS

Lab Name: TestAmerica North Canton | Job No.: 240-321-1

SDG No.:

Client Sample ID: DMW17I-051911 | Lab Sample ID: 240-321-4

Matrix: Water | Lab File ID: UX128758.D

Analysis Method: 8260B | Date Collected: 05/19/2011 15:19

Sample wt/vol: 0.6(mL) | Date Analyzed: 06/02/2011 03:43

Soil Aliquot Vol: | Dilution Factor: 1

Soil Extract Vol.: | GC Column: DB-624 ID: 0.18(mm)

% Moisture: | Level: (low/med) Low

Analysis Batch No.: 3295 | Units: ug/L

Number TICs Found: 1 | TIC Result Total: 3

CAS NO.	COMPOUND NAME	RT	RESULT	Q
	Tentatively Identified Compound		None	
79-00-5	1,1,2-Trichloroethane	7.11	3.0	J

FORM I-TIC 8260B

FORM I
GC/MS VOA ORGANICS ANALYSIS DATA SHEET

Lab Name: TestAmerica North Canton | Job No.: 240-321-1

SDG No.:

Client Sample ID: DMW8S-051911 | Lab Sample ID: 240-321-5

Matrix: Water | Lab File ID: UX128759.D

Analysis Method: 8260B | Date Collected: 05/19/2011 13:05

Sample wt/vol: 5(mL) | Date Analyzed: 06/02/2011 04:08

Soil Aliquot Vol: | Dilution Factor: 1

Soil Extract Vol.: | GC Column: DB-624 ID: 0.18(mm)

% Moisture: | Level: (low/med) Low

Analysis Batch No.: 3295 | Units: ug/L

CAS NO.	COMPOUND NAME	RESULT	Q	RL	MDL
67-64-1	Acetone	5.0	U	5.0	1.1
71-43-2	Benzene	1.0	U	1.0	0.13
108-86-1	Bromobenzene	1.0	U	1.0	0.13
74-97-5	Bromochloromethane	1.0	U	1.0	0.29
75-27-4	Bromodichloromethane	1.0	U	1.0	0.15
75-25-2	Bromoform	1.0	U	1.0	0.64
74-83-9	Bromomethane	1.0	U	1.0	0.41
78-93-3	2-Butanone	5.0	U	5.0	0.57
75-15-0	Carbon disulfide	1.0	U	1.0	0.13
56-23-5	Carbon tetrachloride	1.0	U	1.0	0.13
108-90-7	Chlorobenzene	1.0	U	1.0	0.15
75-00-3	Chloroethane	1.0	U	1.0	0.29
110-75-8	2-Chloroethyl vinyl ether	10	U	10	0.99
67-66-3	Chloroform	1.0	U	1.0	0.16
74-87-3	Chloromethane	1.0	U	1.0	0.30
95-49-8	2-Chlorotoluene	1.0	U	1.0	0.11
106-43-4	4-Chlorotoluene	1.0	U	1.0	0.18
156-59-2	cis-1,2-Dichloroethene	0.39	J	1.0	0.17
10061-01-5	cis-1,3-Dichloropropene	1.0	U	1.0	0.14
124-48-1	Dibromochloromethane	1.0	U	1.0	0.18
96-12-8	1,2-Dibromo-3-Chloropropane	5.0	U	5.0	0.67
106-93-4	1,2-Dibromoethane	1.0	U	1.0	0.24
74-95-3	Dibromomethane	1.0	U	1.0	0.28
95-50-1	1,2-Dichlorobenzene	1.0	U	1.0	0.13
541-73-1	1,3-Dichlorobenzene	1.0	U	1.0	0.14
106-46-7	1,4-Dichlorobenzene	1.0	U	1.0	0.13
75-71-8	Dichlorodifluoromethane	1.0	U	1.0	0.31
75-34-3	1,1-Dichloroethane	1.0	U	1.0	0.15
107-06-2	1,2-Dichloroethane	1.0	U	1.0	0.22
75-35-4	1,1-Dichloroethene	1.0	U	1.0	0.19
78-87-5	1,2-Dichloropropane	1.0	U	1.0	0.18
142-28-9	1,3-Dichloropropane	1.0	U	1.0	0.16
594-20-7	2,2-Dichloropropane	1.0	U	1.0	0.13
563-58-6	1,1-Dichloropropene	1.0	U	1.0	0.13
108-20-3	Diisopropyl ether	5.0	U	5.0	1.5
100-41-4	Ethylbenzene	1.0	U	1.0	0.17

FORM I
GC/MS VOA ORGANICS ANALYSIS DATA SHEET

Lab Name: TestAmerica North Canton | Job No.: 240-321-1

SDG No.:

Client Sample ID: DMW8S-051911 | Lab Sample ID: 240-321-5

Matrix: Water | Lab File ID: UX128759.D

Analysis Method: 8260B | Date Collected: 05/19/2011 13:05

Sample wt/vol: 5(mL) | Date Analyzed: 06/02/2011 04:08

Soil Aliquot Vol: | Dilution Factor: 1

Soil Extract Vol.: | GC Column: DB-624 ID: 0.18(mm)

% Moisture: | Level: (low/med) Low

Analysis Batch No.: 3295 | Units: ug/L

CAS NO.	COMPOUND NAME	RESULT	Q	RL	MDL
637-92-3	Ethyl-t-butyl ether (ETBE)	5.0	U	5.0	0.11
87-68-3	Hexachlorobutadiene	1.0	U	1.0	0.30
591-78-6	2-Hexanone	5.0	U	5.0	0.41
98-82-8	Isopropylbenzene	1.0	U	1.0	0.13
75-09-2	Methylene Chloride	1.0	U	1.0	0.33
108-10-1	4-Methyl-2-pentanone	5.0	U	5.0	0.32
1634-04-4	Methyl tert-butyl ether	5.0	U	5.0	0.17
179601-23-1	m-Xylene & p-Xylene	2.0	U	2.0	0.24
91-20-3	Naphthalene	1.0	U	1.0	0.24
104-51-8	n-Butylbenzene	1.0	U	1.0	0.12
103-65-1	n-Propylbenzene	1.0	U	1.0	0.14
95-47-6	o-Xylene	1.0	U	1.0	0.14
99-87-6	p-Isopropyltoluene	1.0	U	1.0	0.12
135-98-8	sec-Butylbenzene	1.0	U	1.0	0.13
100-42-5	Styrene	1.0	U	1.0	0.11
994-05-8	Tert-amyl-methyl ether (TAME)	5.0	U	5.0	0.067
75-65-0	tert-Butyl alcohol	20	U	20	3.9
98-06-6	tert-Butylbenzene	1.0	U	1.0	0.13
630-20-6	1,1,1,2-Tetrachloroethane	1.0	U	1.0	0.23
79-34-5	1,1,2,2-Tetrachloroethane	1.0	U	1.0	0.18
127-18-4	Tetrachloroethene	1.0	U	1.0	0.29
108-88-3	Toluene	1.0	U	1.0	0.13
156-60-5	trans-1,2-Dichloroethene	1.0	U	1.0	0.19
10061-02-6	trans-1,3-Dichloropropene	1.0	U	1.0	0.19
87-61-6	1,2,3-Trichlorobenzene	1.0	U	1.0	0.17
120-82-1	1,2,4-Trichlorobenzene	1.0	U	1.0	0.15
71-55-6	1,1,1-Trichloroethane	1.0	U	1.0	0.22
79-01-6	Trichloroethene	1.0	U	1.0	0.17
75-69-4	Trichlorofluoromethane	1.0	U	1.0	0.21
96-18-4	1,2,3-Trichloropropane	1.0	U	1.0	0.43
76-13-1	1,1,2-Trichloro-1,2,2-trichfluoroetha ne	1.0	U	1.0	0.28
526-73-8	1,2,3-Trimethylbenzene	5.0	U	5.0	0.0059
95-63-6	1,2,4-Trimethylbenzene	1.0	U	1.0	0.12
108-05-4	Vinyl acetate	2.0	U	2.0	0.19
75-01-4	Vinyl chloride	1.0	U	1.0	0.22

FORM I
GC/MS VOA ORGANICS ANALYSIS DATA SHEET

Lab Name: TestAmerica North Canton | Job No.: 240-321-1

SDG No.:

Client Sample ID: DMW8S-051911 | Lab Sample ID: 240-321-5

Matrix: Water | Lab File ID: UX128759.D

Analysis Method: 8260B | Date Collected: 05/19/2011 13:05

Sample wt/vol: 5(mL) | Date Analyzed: 06/02/2011 04:08

Soil Aliquot Vol: | Dilution Factor: 1

Soil Extract Vol.: | GC Column: DB-624 ID: 0.18(mm)

% Moisture: | Level: (low/med) Low

Analysis Batch No.: 3295 | Units: ug/L

CAS NO.	COMPOUND NAME	RESULT	Q	RL	MDL
1330-20-7	Xylenes, Total	2.0	U	2.0	0.28

CAS NO.	SURROGATE	%REC	Q	LIMITS
460-00-4	4-Bromofluorobenzene (Surr)	83		66-117
1868-53-7	Dibromofluoromethane (Surr)	100		75-121
17060-07-0	1,2-Dichloroethane-d4 (Surr)	92		63-129
2037-26-5	Toluene-d8 (Surr)	98		74-115

FORM I
GC/MS VOA ORGANICS ANALYSIS DATA SHEET
TENTATIVELY IDENTIFIED COMPOUNDS

Lab Name: TestAmerica North Canton | Job No.: 240-321-1

SDG No.:

Client Sample ID: DMW8S-051911 | Lab Sample ID: 240-321-5

Matrix: Water | Lab File ID: UX128759.D

Analysis Method: 8260B | Date Collected: 05/19/2011 13:05

Sample wt/vol: 5(mL) | Date Analyzed: 06/02/2011 04:08

Soil Aliquot Vol: | Dilution Factor: 1

Soil Extract Vol.: | GC Column: DB-624 ID: 0.18(mm)

% Moisture: | Level: (low/med) Low

Analysis Batch No.: 3295 | Units: ug/L

Number TICs Found: 0 | TIC Result Total: 0

CAS NO.	COMPOUND NAME	RT	RESULT	Q
	Tentatively Identified Compound		None	

FORM I
GC/MS VOA ORGANICS ANALYSIS DATA SHEET

Lab Name: TestAmerica North Canton | Job No.: 240-321-1

SDG No.:

Client Sample ID: MW-5 DL | Lab Sample ID: 240-475-3 DL

Matrix: Water | Lab File ID: UXM6714.D

Analysis Method: 8260B | Date Collected: 05/24/2011 15:55

Sample wt/vol: 5(mL) | Date Analyzed: 06/06/2011 16:13

Soil Aliquot Vol: | Dilution Factor: 142.86

Soil Extract Vol.: | GC Column: DB-624 ID: 0.18(mm)

% Moisture: | Level: (low/med) Low

Analysis Batch No.: 3718 | Units: ug/L

CAS NO.	COMPOUND NAME	RESULT	Q	RL	MDL
67-64-1	Acetone	710	U	710	160
71-43-2	Benzene	140	U	140	19
108-86-1	Bromobenzene	140	U	140	19
74-97-5	Bromochloromethane	140	U	140	41
75-27-4	Bromodichloromethane	140	U	140	21
75-25-2	Bromoform	140	U	140	91
74-83-9	Bromomethane	140	U	140	59
78-93-3	2-Butanone	710	U	710	81
75-15-0	Carbon disulfide	140	U	140	19
56-23-5	Carbon tetrachloride	140	U	140	19
108-90-7	Chlorobenzene	140	U	140	21
75-00-3	Chloroethane	140	U	140	41
110-75-8	2-Chloroethyl vinyl ether	1400	U	1400	140
67-66-3	Chloroform	140	U	140	23
74-87-3	Chloromethane	140	U	140	43
95-49-8	2-Chlorotoluene	140	U	140	16
106-43-4	4-Chlorotoluene	140	U	140	26
156-59-2	cis-1,2-Dichloroethene	2900		140	24
10061-01-5	cis-1,3-Dichloropropene	140	U	140	20
124-48-1	Dibromochloromethane	140	U	140	26
96-12-8	1,2-Dibromo-3-Chloropropane	710	U	710	96
106-93-4	1,2-Dibromoethane	140	U	140	34
74-95-3	Dibromomethane	140	U	140	40
95-50-1	1,2-Dichlorobenzene	140	U	140	19
541-73-1	1,3-Dichlorobenzene	140	U	140	20
106-46-7	1,4-Dichlorobenzene	140	U	140	19
75-71-8	Dichlorodifluoromethane	140	U	140	44
75-34-3	1,1-Dichloroethane	140	U	140	21
107-06-2	1,2-Dichloroethane	140	U	140	31
75-35-4	1,1-Dichloroethene	140	U	140	27
78-87-5	1,2-Dichloropropane	140	U	140	26
142-28-9	1,3-Dichloropropane	140	U	140	23
594-20-7	2,2-Dichloropropane	140	U	140	19
563-58-6	1,1-Dichloropropene	140	U	140	19
108-20-3	Diisopropyl ether	710	U	710	210
100-41-4	Ethylbenzene	140	U	140	24

FORM I
GC/MS VOA ORGANICS ANALYSIS DATA SHEET

Lab Name: TestAmerica North Canton | Job No.: 240-321-1

SDG No.:

Client Sample ID: MW-5 DL | Lab Sample ID: 240-475-3 DL

Matrix: Water | Lab File ID: UXM6714.D

Analysis Method: 8260B | Date Collected: 05/24/2011 15:55

Sample wt/vol: 5(mL) | Date Analyzed: 06/06/2011 16:13

Soil Aliquot Vol: | Dilution Factor: 142.86

Soil Extract Vol.: | GC Column: DB-624 ID: 0.18(mm)

% Moisture: | Level: (low/med) Low

Analysis Batch No.: 3718 | Units: ug/L

CAS NO.	COMPOUND NAME	RESULT	Q	RL	MDL
637-92-3	Ethyl-t-butyl ether (ETBE)	710	U	710	16
87-68-3	Hexachlorobutadiene	140	U	140	43
591-78-6	2-Hexanone	710	U	710	59
98-82-8	Isopropylbenzene	140	U	140	19
75-09-2	Methylene Chloride	140	U	140	47
108-10-1	4-Methyl-2-pentanone	710	U	710	46
1634-04-4	Methyl tert-butyl ether	710	U	710	24
179601-23-1	m-Xylene & p-Xylene	290	U	290	34
91-20-3	Naphthalene	140	U	140	34
104-51-8	n-Butylbenzene	140	U	140	17
103-65-1	n-Propylbenzene	140	U	140	20
95-47-6	o-Xylene	140	U	140	20
99-87-6	p-Isopropyltoluene	140	U	140	17
135-98-8	sec-Butylbenzene	140	U	140	19
100-42-5	Styrene	140	U	140	16
994-05-8	Tert-amyl-methyl ether (TAME)	710	U	710	9.6
75-65-0	tert-Butyl alcohol	2900	U	2900	560
98-06-6	tert-Butylbenzene	140	U	140	19
630-20-6	1,1,1,2-Tetrachloroethane	140	U	140	33
79-34-5	1,1,2,2-Tetrachloroethane	140	U	140	26
127-18-4	Tetrachloroethene	140	U	140	41
108-88-3	Toluene	140	U	140	19
156-60-5	trans-1,2-Dichloroethene	64	J	140	27
10061-02-6	trans-1,3-Dichloropropene	140	U	140	27
87-61-6	1,2,3-Trichlorobenzene	140	U	140	24
120-82-1	1,2,4-Trichlorobenzene	140	U	140	21
71-55-6	1,1,1-Trichloroethane	140	U	140	31
79-01-6	Trichloroethene	51	J	140	24
75-69-4	Trichlorofluoromethane	140	U	140	30
96-18-4	1,2,3-Trichloropropane	140	U	140	61
76-13-1	1,1,2-Trichloro-1,2,2-trichfluoroethane	140	U	140	40
526-73-8	1,2,3-Trimethylbenzene	710	U	710	0.84
95-63-6	1,2,4-Trimethylbenzene	140	U	140	17
108-05-4	Vinyl acetate	290	U	290	27
75-01-4	Vinyl chloride	750		140	31

FORM I
GC/MS VOA ORGANICS ANALYSIS DATA SHEET

Lab Name: TestAmerica North Canton | Job No.: 240-321-1

SDG No.:

Client Sample ID: MW-5 DL | Lab Sample ID: 240-475-3 DL

Matrix: Water | Lab File ID: UXM6714.D

Analysis Method: 8260B | Date Collected: 05/24/2011 15:55

Sample wt/vol: 5(mL) | Date Analyzed: 06/06/2011 16:13

Soil Aliquot Vol: | Dilution Factor: 142.86

Soil Extract Vol.: | GC Column: DB-624 ID: 0.18(mm)

% Moisture: | Level: (low/med) Low

Analysis Batch No.: 3718 | Units: ug/L

CAS NO.	COMPOUND NAME	RESULT	Q	RL	MDL
1330-20-7	Xylenes, Total	290	U	290	40

CAS NO.	SURROGATE	%REC	Q	LIMITS
460-00-4	4-Bromofluorobenzene (Surr)	86		66-117
1868-53-7	Dibromofluoromethane (Surr)	92		75-121
17060-07-0	1,2-Dichloroethane-d4 (Surr)	96		63-129
2037-26-5	Toluene-d8 (Surr)	97		74-115

FORM I
GC/MS VOA ORGANICS ANALYSIS DATA SHEET
TENTATIVELY IDENTIFIED COMPOUNDS

Lab Name: TestAmerica North Canton | Job No.: 240-321-1

SDG No.:

Client Sample ID: MW-5 DL | Lab Sample ID: 240-475-3 DL

Matrix: Water | Lab File ID: UXM6714.D

Analysis Method: 8260B | Date Collected: 05/24/2011 15:55

Sample wt/vol: 5(mL) | Date Analyzed: 06/06/2011 16:13

Soil Aliquot Vol: | Dilution Factor: 142.86

Soil Extract Vol.: | GC Column: DB-624 ID: 0.18(mm)

% Moisture: | Level: (low/med) Low

Analysis Batch No.: 3718 | Units: ug/L

Number TICs Found: 1 | TIC Result Total: 41

CAS NO.	COMPOUND NAME	RT	RESULT	Q
	Tentatively Identified Compound		None	
108-87-2	Methylcyclohexane	6.19	41	J

FORM I-TIC 8260B

FORM I
GC/MS VOA ORGANICS ANALYSIS DATA SHEET

Lab Name: TestAmerica North Canton | Job No.: 240-321-1

SDG No.:

Client Sample ID: TB-051911 | Lab Sample ID: 240-321-1

Matrix: Water | Lab File ID: UX128755.D

Analysis Method: 8260B | Date Collected: 05/19/2011 00:00

Sample wt/vol: 5(mL) | Date Analyzed: 06/02/2011 02:26

Soil Aliquot Vol: | Dilution Factor: 1

Soil Extract Vol.: | GC Column: DB-624 ID: 0.18(mm)

% Moisture: | Level: (low/med) Low

Analysis Batch No.: 3295 | Units: ug/L

CAS NO.	COMPOUND NAME	RESULT	Q	RL	MDL
67-64-1	Acetone	5.0	U	5.0	1.1
71-43-2	Benzene	1.0	U	1.0	0.13
108-86-1	Bromobenzene	1.0	U	1.0	0.13
74-97-5	Bromochloromethane	1.0	U	1.0	0.29
75-27-4	Bromodichloromethane	1.0	U	1.0	0.15
75-25-2	Bromoform	1.0	U	1.0	0.64
74-83-9	Bromomethane	1.0	U	1.0	0.41
78-93-3	2-Butanone	5.0	U	5.0	0.57
75-15-0	Carbon disulfide	1.0	U	1.0	0.13
56-23-5	Carbon tetrachloride	1.0	U	1.0	0.13
108-90-7	Chlorobenzene	1.0	U	1.0	0.15
75-00-3	Chloroethane	1.0	U	1.0	0.29
110-75-8	2-Chloroethyl vinyl ether	10	U	10	0.99
67-66-3	Chloroform	1.0	U	1.0	0.16
74-87-3	Chloromethane	1.0	U	1.0	0.30
95-49-8	2-Chlorotoluene	1.0	U	1.0	0.11
106-43-4	4-Chlorotoluene	1.0	U	1.0	0.18
156-59-2	cis-1,2-Dichloroethene	1.0	U	1.0	0.17
10061-01-5	cis-1,3-Dichloropropene	1.0	U	1.0	0.14
124-48-1	Dibromochloromethane	1.0	U	1.0	0.18
96-12-8	1,2-Dibromo-3-Chloropropane	5.0	U	5.0	0.67
106-93-4	1,2-Dibromoethane	1.0	U	1.0	0.24
74-95-3	Dibromomethane	1.0	U	1.0	0.28
95-50-1	1,2-Dichlorobenzene	1.0	U	1.0	0.13
541-73-1	1,3-Dichlorobenzene	1.0	U	1.0	0.14
106-46-7	1,4-Dichlorobenzene	1.0	U	1.0	0.13
75-71-8	Dichlorodifluoromethane	1.0	U	1.0	0.31
75-34-3	1,1-Dichloroethane	1.0	U	1.0	0.15
107-06-2	1,2-Dichloroethane	1.0	U	1.0	0.22
75-35-4	1,1-Dichloroethene	1.0	U	1.0	0.19
78-87-5	1,2-Dichloropropane	1.0	U	1.0	0.18
142-28-9	1,3-Dichloropropane	1.0	U	1.0	0.16
594-20-7	2,2-Dichloropropane	1.0	U	1.0	0.13
563-58-6	1,1-Dichloropropene	1.0	U	1.0	0.13
108-20-3	Diisopropyl ether	5.0	U	5.0	1.5
100-41-4	Ethylbenzene	1.0	U	1.0	0.17

FORM I
GC/MS VOA ORGANICS ANALYSIS DATA SHEET

Lab Name: TestAmerica North Canton | Job No.: 240-321-1

SDG No.:

Client Sample ID: TB-051911 | Lab Sample ID: 240-321-1

Matrix: Water | Lab File ID: UX128755.D

Analysis Method: 8260B | Date Collected: 05/19/2011 00:00

Sample wt/vol: 5(mL) | Date Analyzed: 06/02/2011 02:26

Soil Aliquot Vol: | Dilution Factor: 1

Soil Extract Vol.: | GC Column: DB-624 ID: 0.18(mm)

% Moisture: | Level: (low/med) Low

Analysis Batch No.: 3295 | Units: ug/L

CAS NO.	COMPOUND NAME	RESULT	Q	RL	MDL
637-92-3	Ethyl-t-butyl ether (ETBE)	5.0	U	5.0	0.11
87-68-3	Hexachlorobutadiene	1.0	U	1.0	0.30
591-78-6	2-Hexanone	5.0	U	5.0	0.41
98-82-8	Isopropylbenzene	1.0	U	1.0	0.13
75-09-2	Methylene Chloride	1.0	U	1.0	0.33
108-10-1	4-Methyl-2-pentanone	5.0	U	5.0	0.32
1634-04-4	Methyl tert-butyl ether	5.0	U	5.0	0.17
179601-23-1	m-Xylene & p-Xylene	2.0	U	2.0	0.24
91-20-3	Naphthalene	1.0	U	1.0	0.24
104-51-8	n-Butylbenzene	1.0	U	1.0	0.12
103-65-1	n-Propylbenzene	1.0	U	1.0	0.14
95-47-6	o-Xylene	1.0	U	1.0	0.14
99-87-6	p-Isopropyltoluene	1.0	U	1.0	0.12
135-98-8	sec-Butylbenzene	1.0	U	1.0	0.13
100-42-5	Styrene	1.0	U	1.0	0.11
994-05-8	Tert-amyl-methyl ether (TAME)	5.0	U	5.0	0.067
75-65-0	tert-Butyl alcohol	20	U	20	3.9
98-06-6	tert-Butylbenzene	1.0	U	1.0	0.13
630-20-6	1,1,1,2-Tetrachloroethane	1.0	U	1.0	0.23
79-34-5	1,1,2,2-Tetrachloroethane	1.0	U	1.0	0.18
127-18-4	Tetrachloroethene	1.0	U	1.0	0.29
108-88-3	Toluene	1.0	U	1.0	0.13
156-60-5	trans-1,2-Dichloroethene	1.0	U	1.0	0.19
10061-02-6	trans-1,3-Dichloropropene	1.0	U	1.0	0.19
87-61-6	1,2,3-Trichlorobenzene	1.0	U	1.0	0.17
120-82-1	1,2,4-Trichlorobenzene	1.0	U	1.0	0.15
71-55-6	1,1,1-Trichloroethane	1.0	U	1.0	0.22
79-01-6	Trichloroethene	1.0	U	1.0	0.17
75-69-4	Trichlorofluoromethane	1.0	U	1.0	0.21
96-18-4	1,2,3-Trichloropropane	1.0	U	1.0	0.43
76-13-1	1,1,2-Trichloro-1,2,2-trichfluoroethane	1.0	U	1.0	0.28
526-73-8	1,2,3-Trimethylbenzene	5.0	U	5.0	0.0059
95-63-6	1,2,4-Trimethylbenzene	1.0	U	1.0	0.12
108-05-4	Vinyl acetate	2.0	U	2.0	0.19
75-01-4	Vinyl chloride	1.0	U	1.0	0.22

FORM I
GC/MS VOA ORGANICS ANALYSIS DATA SHEET

Lab Name: TestAmerica North Canton | Job No.: 240-321-1

SDG No.:

Client Sample ID: TB-051911 | Lab Sample ID: 240-321-1

Matrix: Water | Lab File ID: UX128755.D

Analysis Method: 8260B | Date Collected: 05/19/2011 00:00

Sample wt/vol: 5(mL) | Date Analyzed: 06/02/2011 02:26

Soil Aliquot Vol: | Dilution Factor: 1

Soil Extract Vol.: | GC Column: DB-624 ID: 0.18(mm)

% Moisture: | Level: (low/med) Low

Analysis Batch No.: 3295 | Units: ug/L

CAS NO.	COMPOUND NAME	RESULT	Q	RL	MDL
1330-20-7	Xylenes, Total	2.0	U	2.0	0.28

CAS NO.	SURROGATE	%REC	Q	LIMITS
460-00-4	4-Bromofluorobenzene (Surr)	83		66-117
1868-53-7	Dibromofluoromethane (Surr)	96		75-121
17060-07-0	1,2-Dichloroethane-d4 (Surr)	90		63-129
2037-26-5	Toluene-d8 (Surr)	98		74-115

FORM I
GC/MS VOA ORGANICS ANALYSIS DATA SHEET
TENTATIVELY IDENTIFIED COMPOUNDS

Lab Name: TestAmerica North Canton | Job No.: 240-321-1

SDG No.:

Client Sample ID: TB-051911 | Lab Sample ID: 240-321-1

Matrix: Water | Lab File ID: UX128755.D

Analysis Method: 8260B | Date Collected: 05/19/2011 00:00

Sample wt/vol: 5(mL) | Date Analyzed: 06/02/2011 02:26

Soil Aliquot Vol: | Dilution Factor: 1

Soil Extract Vol.: | GC Column: DB-624 ID: 0.18(mm)

% Moisture: | Level: (low/med) Low

Analysis Batch No.: 3295 | Units: ug/L

Number TICs Found: 0 | TIC Result Total: 0

CAS NO.	COMPOUND NAME	RT	RESULT	Q
	Tentatively Identified Compound		None	

FORM I-TIC 8260B

FORM I
GC/MS VOA ORGANICS ANALYSIS DATA SHEET

Lab Name: TestAmerica North Canton | Job No.: 240-321-1

SDG No.:

Client Sample ID: TB-052311 | Lab Sample ID: 240-410-2

Matrix: Water | Lab File ID: UXC5791.D

Analysis Method: 8260B | Date Collected: 05/23/2011 14:00

Sample wt/vol: 5(mL) | Date Analyzed: 06/03/2011 22:38

Soil Aliquot Vol: | Dilution Factor: 1

Soil Extract Vol.: | GC Column: DB-624 ID: 0.18(mm)

% Moisture: | Level: (low/med) Low

Analysis Batch No.: 3551 | Units: ug/L

CAS NO.	COMPOUND NAME	RESULT	Q	RL	MDL
67-64-1	Acetone	5.0	U	5.0	1.1
71-43-2	Benzene	1.0	U	1.0	0.13
108-86-1	Bromobenzene	1.0	U	1.0	0.13
74-97-5	Bromochloromethane	1.0	U	1.0	0.29
75-27-4	Bromodichloromethane	1.0	U	1.0	0.15
75-25-2	Bromoform	1.0	U	1.0	0.64
74-83-9	Bromomethane	1.0	U	1.0	0.41
78-93-3	2-Butanone	5.0	U	5.0	0.57
75-15-0	Carbon disulfide	1.0	U	1.0	0.13
56-23-5	Carbon tetrachloride	1.0	U	1.0	0.13
108-90-7	Chlorobenzene	1.0	U	1.0	0.15
75-00-3	Chloroethane	1.0	U	1.0	0.29
110-75-8	2-Chloroethyl vinyl ether	10	U	10	0.99
67-66-3	Chloroform	1.0	U	1.0	0.16
74-87-3	Chloromethane	1.0	U	1.0	0.30
95-49-8	2-Chlorotoluene	1.0	U	1.0	0.11
106-43-4	4-Chlorotoluene	1.0	U	1.0	0.18
156-59-2	cis-1,2-Dichloroethene	1.0	U	1.0	0.17
10061-01-5	cis-1,3-Dichloropropene	1.0	U	1.0	0.14
124-48-1	Dibromochloromethane	1.0	U	1.0	0.18
96-12-8	1,2-Dibromo-3-Chloropropane	5.0	U	5.0	0.67
106-93-4	1,2-Dibromoethane	1.0	U	1.0	0.24
74-95-3	Dibromomethane	1.0	U	1.0	0.28
95-50-1	1,2-Dichlorobenzene	1.0	U	1.0	0.13
541-73-1	1,3-Dichlorobenzene	1.0	U	1.0	0.14
106-46-7	1,4-Dichlorobenzene	1.0	U	1.0	0.13
75-71-8	Dichlorodifluoromethane	1.0	U	1.0	0.31
75-34-3	1,1-Dichloroethane	1.0	U	1.0	0.15
107-06-2	1,2-Dichloroethane	1.0	U	1.0	0.22
75-35-4	1,1-Dichloroethene	1.0	U	1.0	0.19
78-87-5	1,2-Dichloropropane	1.0	U	1.0	0.18
142-28-9	1,3-Dichloropropane	1.0	U	1.0	0.16
594-20-7	2,2-Dichloropropane	1.0	U	1.0	0.13
563-58-6	1,1-Dichloropropene	1.0	U	1.0	0.13
108-20-3	Diisopropyl ether	5.0	U	5.0	1.5
100-41-4	Ethylbenzene	1.0	U	1.0	0.17

FORM I
GC/MS VOA ORGANICS ANALYSIS DATA SHEET

Lab Name: TestAmerica North Canton | Job No.: 240-321-1

SDG No.:

Client Sample ID: TB-052311 | Lab Sample ID: 240-410-2

Matrix: Water | Lab File ID: UXC5791.D

Analysis Method: 8260B | Date Collected: 05/23/2011 14:00

Sample wt/vol: 5(mL) | Date Analyzed: 06/03/2011 22:38

Soil Aliquot Vol: | Dilution Factor: 1

Soil Extract Vol.: | GC Column: DB-624 ID: 0.18(mm)

% Moisture: | Level: (low/med) Low

Analysis Batch No.: 3551 | Units: ug/L

CAS NO.	COMPOUND NAME	RESULT	Q	RL	MDL
637-92-3	Ethyl-t-butyl ether (ETBE)	5.0	U	5.0	0.11
87-68-3	Hexachlorobutadiene	1.0	U	1.0	0.30
591-78-6	2-Hexanone	5.0	U	5.0	0.41
98-82-8	Isopropylbenzene	1.0	U	1.0	0.13
75-09-2	Methylene Chloride	1.0	U	1.0	0.33
108-10-1	4-Methyl-2-pentanone	5.0	U	5.0	0.32
1634-04-4	Methyl tert-butyl ether	5.0	U	5.0	0.17
179601-23-1	m-Xylene & p-Xylene	2.0	U	2.0	0.24
91-20-3	Naphthalene	1.0	U	1.0	0.24
104-51-8	n-Butylbenzene	1.0	U	1.0	0.12
103-65-1	n-Propylbenzene	1.0	U	1.0	0.14
95-47-6	o-Xylene	1.0	U	1.0	0.14
99-87-6	p-Isopropyltoluene	1.0	U	1.0	0.12
135-98-8	sec-Butylbenzene	1.0	U	1.0	0.13
100-42-5	Styrene	1.0	U	1.0	0.11
994-05-8	Tert-amyl-methyl ether (TAME)	5.0	U	5.0	0.067
75-65-0	tert-Butyl alcohol	20	U	20	3.9
98-06-6	tert-Butylbenzene	1.0	U	1.0	0.13
630-20-6	1,1,1,2-Tetrachloroethane	1.0	U	1.0	0.23
79-34-5	1,1,2,2-Tetrachloroethane	1.0	U	1.0	0.18
127-18-4	Tetrachloroethene	1.0	U	1.0	0.29
108-88-3	Toluene	1.0	U	1.0	0.13
156-60-5	trans-1,2-Dichloroethene	1.0	U	1.0	0.19
10061-02-6	trans-1,3-Dichloropropene	1.0	U	1.0	0.19
87-61-6	1,2,3-Trichlorobenzene	1.0	U	1.0	0.17
120-82-1	1,2,4-Trichlorobenzene	1.0	U	1.0	0.15
71-55-6	1,1,1-Trichloroethane	1.0	U	1.0	0.22
79-01-6	Trichloroethene	1.0	U	1.0	0.17
75-69-4	Trichlorofluoromethane	1.0	U	1.0	0.21
96-18-4	1,2,3-Trichloropropane	1.0	U	1.0	0.43
76-13-1	1,1,2-Trichloro-1,2,2-trichfluoroethane	1.0	U	1.0	0.28
526-73-8	1,2,3-Trimethylbenzene	5.0	U	5.0	0.0059
95-63-6	1,2,4-Trimethylbenzene	1.0	U	1.0	0.12
108-05-4	Vinyl acetate	2.0	U	2.0	0.19
75-01-4	Vinyl chloride	1.0	U	1.0	0.22

FORM I
GC/MS VOA ORGANICS ANALYSIS DATA SHEET

Lab Name: TestAmerica North Canton Job No.: 240-321-1

SDG No.:

Client Sample ID: TB-052311 Lab Sample ID: 240-410-2

Matrix: Water Lab File ID: UXC5791.D

Analysis Method: 8260B Date Collected: 05/23/2011 14:00

Sample wt/vol: 5(mL) Date Analyzed: 06/03/2011 22:38

Soil Aliquot Vol: Dilution Factor: 1

Soil Extract Vol.: GC Column: DB-624 ID: 0.18(mm)

% Moisture: Level: (low/med) Low

Analysis Batch No.: 3551 Units: ug/L

CAS NO.	COMPOUND NAME	RESULT	Q	RL	MDL
1330-20-7	Xylenes, Total	2.0	U	2.0	0.28

CAS NO.	SURROGATE	%REC	Q	LIMITS
460-00-4	4-Bromofluorobenzene (Surr)	92		66-117
1868-53-7	Dibromofluoromethane (Surr)	95		75-121
17060-07-0	1,2-Dichloroethane-d4 (Surr)	104		63-129
2037-26-5	Toluene-d8 (Surr)	98		74-115

FORM I
GC/MS VOA ORGANICS ANALYSIS DATA SHEET
TENTATIVELY IDENTIFIED COMPOUNDS

Lab Name: TestAmerica North Canton | Job No.: 240-321-1

SDG No.:

Client Sample ID: TB-052311 | Lab Sample ID: 240-410-2

Matrix: Water | Lab File ID: UXC5791.D

Analysis Method: 8260B | Date Collected: 05/23/2011 14:00

Sample wt/vol: 5(mL) | Date Analyzed: 06/03/2011 22:38

Soil Aliquot Vol: | Dilution Factor: 1

Soil Extract Vol.: | GC Column: DB-624 ID: 0.18(mm)

% Moisture: | Level: (low/med) Low

Analysis Batch No.: 3551 | Units: ug/L

Number TICs Found: 1 | TIC Result Total: 4.9

CAS NO.	COMPOUND NAME	RT	RESULT	Q
1066-40-6	Silanol, trimethyl-	3.75	4.9	T J N

FORM I-TIC 8260B

FORM I
GC/MS VOA ORGANICS ANALYSIS DATA SHEET

Lab Name: TestAmerica North Canton | Job No.: 240-321-1

SDG No.:

Client Sample ID: TB-052411 | Lab Sample ID: 240-475-2

Matrix: Water | Lab File ID: UXM6657.D

Analysis Method: 8260B | Date Collected: 05/24/2011 10:45

Sample wt/vol: 5(mL) | Date Analyzed: 06/04/2011 17:01

Soil Aliquot Vol: | Dilution Factor: 1

Soil Extract Vol.: | GC Column: DB-624 ID: 0.18(mm)

% Moisture: | Level: (low/med) Low

Analysis Batch No.: 3620 | Units: ug/L

CAS NO.	COMPOUND NAME	RESULT	Q	RL	MDL
67-64-1	Acetone	1.2	J	5.0	1.1
71-43-2	Benzene	1.0	U	1.0	0.13
108-86-1	Bromobenzene	1.0	U	1.0	0.13
74-97-5	Bromochloromethane	1.0	U	1.0	0.29
75-27-4	Bromodichloromethane	1.0	U	1.0	0.15
75-25-2	Bromoform	1.0	U	1.0	0.64
74-83-9	Bromomethane	1.0	U	1.0	0.41
78-93-3	2-Butanone	5.0	U	5.0	0.57
75-15-0	Carbon disulfide	1.0	U	1.0	0.13
56-23-5	Carbon tetrachloride	1.0	U	1.0	0.13
108-90-7	Chlorobenzene	1.0	U	1.0	0.15
75-00-3	Chloroethane	1.0	U	1.0	0.29
110-75-8	2-Chloroethyl vinyl ether	10	U	10	0.99
67-66-3	Chloroform	1.0	U	1.0	0.16
74-87-3	Chloromethane	1.0	U	1.0	0.30
95-49-8	2-Chlorotoluene	1.0	U	1.0	0.11
106-43-4	4-Chlorotoluene	1.0	U	1.0	0.18
156-59-2	cis-1,2-Dichloroethene	1.0	U	1.0	0.17
10061-01-5	cis-1,3-Dichloropropene	1.0	U	1.0	0.14
124-48-1	Dibromochloromethane	1.0	U	1.0	0.18
96-12-8	1,2-Dibromo-3-Chloropropane	5.0	U	5.0	0.67
106-93-4	1,2-Dibromoethane	1.0	U	1.0	0.24
74-95-3	Dibromomethane	1.0	U	1.0	0.28
95-50-1	1,2-Dichlorobenzene	1.0	U	1.0	0.13
541-73-1	1,3-Dichlorobenzene	1.0	U	1.0	0.14
106-46-7	1,4-Dichlorobenzene	1.0	U	1.0	0.13
75-71-8	Dichlorodifluoromethane	1.0	U	1.0	0.31
75-34-3	1,1-Dichloroethane	1.0	U	1.0	0.15
107-06-2	1,2-Dichloroethane	1.0	U	1.0	0.22
75-35-4	1,1-Dichloroethene	1.0	U	1.0	0.19
78-87-5	1,2-Dichloropropane	1.0	U	1.0	0.18
142-28-9	1,3-Dichloropropane	1.0	U	1.0	0.16
594-20-7	2,2-Dichloropropane	1.0	U	1.0	0.13
563-58-6	1,1-Dichloropropene	1.0	U	1.0	0.13
108-20-3	Diisopropyl ether	5.0	U	5.0	1.5
100-41-4	Ethylbenzene	1.0	U	1.0	0.17

FORM I
GC/MS VOA ORGANICS ANALYSIS DATA SHEET

Lab Name: TestAmerica North Canton Job No.: 240-321-1

SDG No.:

Client Sample ID: TB-052411 Lab Sample ID: 240-475-2

Matrix: Water Lab File ID: UXM6657.D

Analysis Method: 8260B Date Collected: 05/24/2011 10:45

Sample wt/vol: 5(mL) Date Analyzed: 06/04/2011 17:01

Soil Aliquot Vol: Dilution Factor: 1

Soil Extract Vol.: GC Column: DB-624 ID: 0.18(mm)

% Moisture: Level: (low/med) Low

Analysis Batch No.: 3620 Units: ug/L

CAS NO.	COMPOUND NAME	RESULT	Q	RL	MDL
637-92-3	Ethyl-t-butyl ether (ETBE)	5.0	U	5.0	0.11
87-68-3	Hexachlorobutadiene	1.0	U	1.0	0.30
591-78-6	2-Hexanone	5.0	U	5.0	0.41
98-82-8	Isopropylbenzene	1.0	U	1.0	0.13
75-09-2	Methylene Chloride	1.0	U	1.0	0.33
108-10-1	4-Methyl-2-pentanone	5.0	U	5.0	0.32
1634-04-4	Methyl tert-butyl ether	5.0	U	5.0	0.17
179601-23-1	m-Xylene & p-Xylene	2.0	U	2.0	0.24
91-20-3	Naphthalene	1.0	U	1.0	0.24
104-51-8	n-Butylbenzene	1.0	U	1.0	0.12
103-65-1	n-Propylbenzene	1.0	U	1.0	0.14
95-47-6	o-Xylene	1.0	U	1.0	0.14
99-87-6	p-Isopropyltoluene	1.0	U	1.0	0.12
135-98-8	sec-Butylbenzene	1.0	U	1.0	0.13
100-42-5	Styrene	1.0	U	1.0	0.11
994-05-8	Tert-amyl-methyl ether (TAME)	5.0	U	5.0	0.067
75-65-0	tert-Butyl alcohol	20	U	20	3.9
98-06-6	tert-Butylbenzene	1.0	U	1.0	0.13
630-20-6	1,1,1,2-Tetrachloroethane	1.0	U	1.0	0.23
79-34-5	1,1,2,2-Tetrachloroethane	1.0	U	1.0	0.18
127-18-4	Tetrachloroethene	1.0	U	1.0	0.29
108-88-3	Toluene	1.0	U	1.0	0.13
156-60-5	trans-1,2-Dichloroethene	1.0	U	1.0	0.19
10061-02-6	trans-1,3-Dichloropropene	1.0	U	1.0	0.19
87-61-6	1,2,3-Trichlorobenzene	1.0	U	1.0	0.17
120-82-1	1,2,4-Trichlorobenzene	1.0	U	1.0	0.15
71-55-6	1,1,1-Trichloroethane	1.0	U	1.0	0.22
79-01-6	Trichloroethene	1.0	U	1.0	0.17
75-69-4	Trichlorofluoromethane	1.0	U	1.0	0.21
96-18-4	1,2,3-Trichloropropane	1.0	U	1.0	0.43
76-13-1	1,1,2-Trichloro-1,2,2-trichfluoroetha ne	1.0	U	1.0	0.28
526-73-8	1,2,3-Trimethylbenzene	5.0	U	5.0	0.0059
95-63-6	1,2,4-Trimethylbenzene	1.0	U	1.0	0.12
108-05-4	Vinyl acetate	2.0	U	2.0	0.19
75-01-4	Vinyl chloride	1.0	U	1.0	0.22

FORM I
GC/MS VOA ORGANICS ANALYSIS DATA SHEET

Lab Name: TestAmerica North Canton | Job No.: 240-321-1

SDG No.:

Client Sample ID: TB-052411 | Lab Sample ID: 240-475-2

Matrix: Water | Lab File ID: UXM6657.D

Analysis Method: 8260B | Date Collected: 05/24/2011 10:45

Sample wt/vol: 5(mL) | Date Analyzed: 06/04/2011 17:01

Soil Aliquot Vol: | Dilution Factor: 1

Soil Extract Vol.: | GC Column: DB-624 ID: 0.18(mm)

% Moisture: | Level: (low/med) Low

Analysis Batch No.: 3620 | Units: ug/L

CAS NO.	COMPOUND NAME	RESULT	Q	RL	MDL
1330-20-7	Xylenes, Total	2.0	U	2.0	0.28

CAS NO.	SURROGATE	%REC	Q	LIMITS
460-00-4	4-Bromofluorobenzene (Surr)	82		66-117
1868-53-7	Dibromofluoromethane (Surr)	83		75-121
17060-07-0	1,2-Dichloroethane-d4 (Surr)	85		63-129
2037-26-5	Toluene-d8 (Surr)	92		74-115

FORM I
GC/MS VOA ORGANICS ANALYSIS DATA SHEET
TENTATIVELY IDENTIFIED COMPOUNDS

Lab Name: TestAmerica North Canton Job No.: 240-321-1

SDG No.:

Client Sample ID: TB-052411 Lab Sample ID: 240-475-2

Matrix: Water Lab File ID: UXM6657.D

Analysis Method: 8260B Date Collected: 05/24/2011 10:45

Sample wt/vol: 5(mL) Date Analyzed: 06/04/2011 17:01

Soil Aliquot Vol: Dilution Factor: 1

Soil Extract Vol.: GC Column: DB-624 ID: 0.18(mm)

% Moisture: Level: (low/med) Low

Analysis Batch No.: 3620 Units: ug/L

Number TICs Found: 0 TIC Result Total: 0

CAS NO.	COMPOUND NAME	RT	RESULT	Q
	Tentatively Identified Compound		None	

FORM I-TIC 8260B

FORM I
GC/MS SEMI VOA ORGANICS ANALYSIS DATA SHEET

Lab Name: TestAmerica North Canton | Job No.: 240-321-1

SDG No.:

Client Sample ID: DMW-8D | Lab Sample ID: 240-475-1

Matrix: Water | Lab File ID: 0616010.D

Analysis Method: 8270C | Date Collected: 05/24/2011 10:45

Extract. Method: 3520C | Date Extracted: 05/27/2011 12:10

Sample wt/vol: 990(mL) | Date Analyzed: 06/16/2011 13:10

Con. Extract Vol.: 2.00(mL) | Dilution Factor: 2

Injection Volume: 1(uL) | Level: (low/med) Low

% Moisture: | GPC Cleanup:(Y/N) N

Analysis Batch No.: 4981 | Units: ug/L

CAS NO.	COMPOUND NAME	RESULT	Q	RL	MDL
123-91-1	1,4-Dioxane	74		2.0	0.99

CAS NO.	SURROGATE	%REC	Q	LIMITS
321-60-8	2-Fluorobiphenyl (Surr)	54		28-110
367-12-4	2-Fluorophenol (Surr)	46		10-110
118-79-6	2,4,6-Tribromophenol (Surr)	50		22-120
4165-60-0	Nitrobenzene-d5 (Surr)	55		27-111
4165-62-2	Phenol-d5 (Surr)	52		10-110
1718-51-0	Terphenyl-d14 (Surr)	71		37-119

FORM I
GC/MS SEMI VOA ORGANICS ANALYSIS DATA SHEET

Lab Name: TestAmerica North Canton | Job No.: 240-321-1

SDG No.:

Client Sample ID: DMW-8I | Lab Sample ID: 240-410-1

Matrix: Water | Lab File ID: 0615029.D

Analysis Method: 8270C | Date Collected: 05/23/2011 14:00

Extract. Method: 3520C | Date Extracted: 05/27/2011 12:10

Sample wt/vol: 1050(mL) | Date Analyzed: 06/15/2011 16:47

Con. Extract Vol.: 2.00(mL) | Dilution Factor: 2

Injection Volume: 1(uL) | Level: (low/med) Low

% Moisture: | GPC Cleanup:(Y/N) N

Analysis Batch No.: 4800 | Units: ug/L

CAS NO.	COMPOUND NAME	RESULT	Q	RL	MDL
123-91-1	1,4-Dioxane	70		1.9	0.93

CAS NO.	SURROGATE	%REC	Q	LIMITS
321-60-8	2-Fluorobiphenyl (Surr)	57		28-110
367-12-4	2-Fluorophenol (Surr)	56		10-110
118-79-6	2,4,6-Tribromophenol (Surr)	66		22-120
4165-60-0	Nitrobenzene-d5 (Surr)	58		27-111
4165-62-2	Phenol-d5 (Surr)	60		10-110
1718-51-0	Terphenyl-d14 (Surr)	72		37-119

FORM I
GC/MS SEMI VOA ORGANICS ANALYSIS DATA SHEET

Lab Name: TestAmerica North Canton | Job No.: 240-321-1

SDG No.:

Client Sample ID: DMW14D-051911 | Lab Sample ID: 240-321-3

Matrix: Water | Lab File ID: 0603023.D

Analysis Method: 8270C | Date Collected: 05/19/2011 12:09

Extract. Method: 3520C | Date Extracted: 05/23/2011 11:13

Sample wt/vol: 1040(mL) | Date Analyzed: 06/03/2011 16:35

Con. Extract Vol.: 2.00(mL) | Dilution Factor: 1

Injection Volume: 1(uL) | Level: (low/med) Low

% Moisture: | GPC Cleanup:(Y/N) N

Analysis Batch No.: 3489 | Units: ug/L

CAS NO.	COMPOUND NAME	RESULT	Q	RL	MDL
123-91-1	1,4-Dioxane	0.96	U	0.96	0.47

CAS NO.	SURROGATE	%REC	Q	LIMITS
321-60-8	2-Fluorobiphenyl (Surr)	50		28-110
367-12-4	2-Fluorophenol (Surr)	45		10-110
118-79-6	2,4,6-Tribromophenol (Surr)	58		22-120
4165-60-0	Nitrobenzene-d5 (Surr)	46		27-111
4165-62-2	Phenol-d5 (Surr)	47		10-110
1718-51-0	Terphenyl-d14 (Surr)	63		37-119

FORM I
GC/MS SEMI VOA ORGANICS ANALYSIS DATA SHEET

Lab Name: TestAmerica North Canton | Job No.: 240-321-1

SDG No.:

Client Sample ID: DMW14I-051911 | Lab Sample ID: 240-321-2

Matrix: Water | Lab File ID: 0603022.D

Analysis Method: 8270C | Date Collected: 05/19/2011 10:56

Extract. Method: 3520C | Date Extracted: 05/23/2011 11:13

Sample wt/vol: 1040(mL) | Date Analyzed: 06/03/2011 16:17

Con. Extract Vol.: 2.00(mL) | Dilution Factor: 2

Injection Volume: 1(uL) | Level: (low/med) Low

% Moisture: | GPC Cleanup:(Y/N) N

Analysis Batch No.: 3489 | Units: ug/L

CAS NO.	COMPOUND NAME	RESULT	Q	RL	MDL
123-91-1	1,4-Dioxane	42		1.9	0.94

CAS NO.	SURROGATE	%REC	Q	LIMITS
321-60-8	2-Fluorobiphenyl (Surr)	44		28-110
367-12-4	2-Fluorophenol (Surr)	39		10-110
118-79-6	2,4,6-Tribromophenol (Surr)	61		22-120
4165-60-0	Nitrobenzene-d5 (Surr)	40		27-111
4165-62-2	Phenol-d5 (Surr)	42		10-110
1718-51-0	Terphenyl-d14 (Surr)	51		37-119

FORM I
GC/MS SEMI VOA ORGANICS ANALYSIS DATA SHEET

Lab Name: TestAmerica North Canton | Job No.: 240-321-1

SDG No.:

Client Sample ID: DMW17I-051911 | Lab Sample ID: 240-321-4

Matrix: Water | Lab File ID: 0603024.D

Analysis Method: 8270C | Date Collected: 05/19/2011 15:19

Extract. Method: 3520C | Date Extracted: 05/23/2011 11:13

Sample wt/vol: 1050(mL) | Date Analyzed: 06/03/2011 16:54

Con. Extract Vol.: 2.00(mL) | Dilution Factor: 1

Injection Volume: 1(uL) | Level: (low/med) Low

% Moisture: | GPC Cleanup:(Y/N) N

Analysis Batch No.: 3489 | Units: ug/L

CAS NO.	COMPOUND NAME	RESULT	Q	RL	MDL
123-91-1	1,4-Dioxane	0.95	U	0.95	0.47

CAS NO.	SURROGATE	%REC	Q	LIMITS
321-60-8	2-Fluorobiphenyl (Surr)	50		28-110
367-12-4	2-Fluorophenol (Surr)	51		10-110
118-79-6	2,4,6-Tribromophenol (Surr)	64		22-120
4165-60-0	Nitrobenzene-d5 (Surr)	47		27-111
4165-62-2	Phenol-d5 (Surr)	52		10-110
1718-51-0	Terphenyl-d14 (Surr)	62		37-119

FORM I
GC/MS SEMI VOA ORGANICS ANALYSIS DATA SHEET

Lab Name: TestAmerica North Canton | Job No.: 240-321-1

SDG No.:

Client Sample ID: DMW8S-051911 | Lab Sample ID: 240-321-5

Matrix: Water | Lab File ID: 0603025.D

Analysis Method: 8270C | Date Collected: 05/19/2011 13:05

Extract. Method: 3520C | Date Extracted: 05/23/2011 11:13

Sample wt/vol: 1050(mL) | Date Analyzed: 06/03/2011 17:13

Con. Extract Vol.: 2.00(mL) | Dilution Factor: 1

Injection Volume: 1(uL) | Level: (low/med) Low

% Moisture: | GPC Cleanup:(Y/N) N

Analysis Batch No.: 3489 | Units: ug/L

CAS NO.	COMPOUND NAME	RESULT	Q	RL	MDL
123-91-1	1,4-Dioxane	11		0.95	0.47

CAS NO.	SURROGATE	%REC	Q	LIMITS
321-60-8	2-Fluorobiphenyl (Surr)	51		28-110
367-12-4	2-Fluorophenol (Surr)	52		10-110
118-79-6	2,4,6-Tribromophenol (Surr)	66		22-120
4165-60-0	Nitrobenzene-d5 (Surr)	48		27-111
4165-62-2	Phenol-d5 (Surr)	53		10-110
1718-51-0	Terphenyl-d14 (Surr)	58		37-119

FORM I
GC/MS SEMI VOA ORGANICS ANALYSIS DATA SHEET

Lab Name: TestAmerica North Canton Job No.: 240-321-1

SDG No.:

Client Sample ID: MW-5 Lab Sample ID: 240-475-3

Matrix: Water Lab File ID: 0615027.D

Analysis Method: 8270C Date Collected: 05/24/2011 15:55

Extract. Method: 3520C Date Extracted: 05/27/2011 12:10

Sample wt/vol: 1030(mL) Date Analyzed: 06/15/2011 16:10

Con. Extract Vol.: 2.00(mL) Dilution Factor: 1

Injection Volume: 1(uL) Level: (low/med) Low

% Moisture: GPC Cleanup:(Y/N) N

Analysis Batch No.: 4800 Units: ug/L

CAS NO.	COMPOUND NAME	RESULT	Q	RL	MDL
123-91-1	1,4-Dioxane	9.6		0.97	0.48

CAS NO.	SURROGATE	%REC	Q	LIMITS
321-60-8	2-Fluorobiphenyl (Surr)	48		28-110
367-12-4	2-Fluorophenol (Surr)	52		10-110
118-79-6	2,4,6-Tribromophenol (Surr)	67		22-120
4165-60-0	Nitrobenzene-d5 (Surr)	51		27-111
4165-62-2	Phenol-d5 (Surr)	57		10-110
1718-51-0	Terphenyl-d14 (Surr)	66		37-119

FORM I
DIESEL RANGE ORGANICS ANALYSIS DATA SHEET

Lab Name: TestAmerica North Canton
Job No.: 240-321-1
SDG No.:
Client Sample ID: DMW8S-051911
Lab Sample ID: 240-321-5
Matrix: Water
Lab File ID: P5052707.D
Analysis Method: 8015B
Date Collected: 05/19/2011 13:05
Extraction Method: 3520C
Date Extracted: 05/25/2011 10:31
Sample wt/vol: 1040(mL)
Date Analyzed: 05/27/2011 16:35
Con. Extract Vol.: 5(mL)
Dilution Factor: 1
Injection Volume: 1(uL)
GC Column: RTX-5 ID: 0.53(mm)
% Moisture:
GPC Cleanup:(Y/N) N
Analysis Batch No.: 2873
Units: ug/L

CAS NO.	COMPOUND NAME	RESULT	Q	RL	MDL
STL00141	Total Petroleum Hydrocarbons (C10-C32)	290	J	480	230

CAS NO.	SURROGATE	%REC	Q	LIMITS
111-84-2	n-Nonane	72		10-110

FORM I
DIESEL RANGE ORGANICS ANALYSIS DATA SHEET

Lab Name: TestAmerica North Canton | Job No.: 240-321-1

SDG No.:

Client Sample ID: MW-5 | Lab Sample ID: 240-475-3

Matrix: Water | Lab File ID: P14F0000010.D

Analysis Method: 8015B | Date Collected: 05/24/2011 15:55

Extraction Method: 3520C | Date Extracted: 05/28/2011 08:57

Sample wt/vol: 1050(mL) | Date Analyzed: 06/01/2011 15:45

Con. Extract Vol.: 5.00(mL) | Dilution Factor: 1

Injection Volume: 1(uL) | GC Column: RTX-5 ID: 0.53(mm)

% Moisture: | GPC Cleanup:(Y/N) N

Analysis Batch No.: 3227 | Units: ug/L

CAS NO.	COMPOUND NAME	RESULT	Q	RL	MDL
STL00141	Total Petroleum Hydrocarbons (C10-C32)	570		480	230

CAS NO.	SURROGATE	%REC	Q	LIMITS
111-84-2	n-Nonane	51		10-110

FORM I
GASOLINE RANGE ORGANICS ANALYSIS DATA SHEET

Lab Name: TestAmerica North Canton | Job No.: 240-321-1

SDG No.:

Client Sample ID: DMW8S-051911 | Lab Sample ID: 240-321-5

Matrix: Water | Lab File ID: YF060233.D

Analysis Method: 8015B | Date Collected: 05/19/2011 13:05

Sample wt/vol: 5(mL) | Date Analyzed: 06/03/2011 12:27

Soil Aliquot Vol: | Dilution Factor: 1

Soil Extract Vol.: | GC Column: RTX-VRX ID: 0.45(mm)

% Moisture: | Level: (low/med) Low

Analysis Batch No.: 3404 | Units: ug/L

CAS NO.	COMPOUND NAME	RESULT	Q	RL	MDL
8006-61-9	Total Petroleum Hydrocarbons (C6-C10)	33	J H B	100	25

CAS NO.	SURROGATE	%REC	Q	LIMITS
98-08-8	Trifluorotoluene (Surr)	100		10-150

FORM I
GASOLINE RANGE ORGANICS ANALYSIS DATA SHEET

Lab Name: TestAmerica North Canton | Job No.: 240-321-1

SDG No.:

Client Sample ID: MW-5 | Lab Sample ID: 240-475-3

Matrix: Water | Lab File ID: AF061029.D

Analysis Method: 8015B | Date Collected: 05/24/2011 15:55

Sample wt/vol: 1(mL) | Date Analyzed: 06/11/2011 03:15

Soil Aliquot Vol: | Dilution Factor: 1

Soil Extract Vol.: | GC Column: RTX-VRX ID: 0.45(mm)

% Moisture: | Level: (low/med) Low

Analysis Batch No.: 4308 | Units: ug/L

CAS NO.	COMPOUND NAME	RESULT	Q	RL	MDL
8006-61-9	Total Petroleum Hydrocarbons (C6-C10)	2000	H B	500	130

CAS NO.	SURROGATE	%REC	Q	LIMITS
98-08-8	Trifluorotoluene (Surr)	87		10-150

Appendix C

Support Documentation

CASE NARRATIVE

Client: Tetra Tech NUS Inc

Project: MSA GW 2011

Report Number: 240-321-1

With the exceptions noted as flags or footnotes, standard analytical protocols were followed in the analysis of the samples and no problems were encountered or anomalies observed. In addition all laboratory quality control samples were within established control limits, with any exceptions noted below. Each sample was analyzed to achieve the lowest possible reporting limit within the constraints of the method. In some cases, due to interference or analytes present at high concentrations, samples were diluted. For diluted samples, the reporting limits are adjusted relative to the dilution required.

TestAmerica North Canton attests to the validity of the laboratory data generated by TestAmerica facilities reported herein. All analyses performed by TestAmerica facilities were done using established laboratory SOPs that incorporate QA/QC procedures described in the application methods. TestAmerica's operations groups have reviewed the data for compliance with the laboratory QA/QC plan, and data have been found to be compliant with laboratory protocols unless otherwise noted below.

The test results in this report meet all NELAP requirements for parameters for which accreditation is required or available. Any exceptions to NELAP requirements are noted in this report. Pursuant to NELAP, this report may not be reproduced, except in full, without the written approval of the laboratory.

Calculations are performed before rounding to avoid round-off errors in calculated results.

All holding times were met and proper preservation noted for the methods performed on these samples, unless otherwise detailed in the individual sections below.

All solid sample results are reported on an "as received" basis unless otherwise indicated by the presence of a % solids value in the method header.

This laboratory report is confidential and is intended for the sole use of TestAmerica and its client.

RECEIPT

The samples were received on 05/20/2011, 05/24/2011 and 05/25/2011; the samples arrived in good condition, properly preserved and on ice. The temperature of the coolers at receipt was 2.9, 1.7, 2.6 and 2.7 C.

VOLATILE ORGANIC COMPOUNDS (GC-MS)

Samples TB-051911 (240-321-1), DMW14I-051911 (240-321-2), DMW14D-051911 (240-321-3), DMW17I-051911 (240-321-4), DMW8S-051911 (240-321-5) , DMW-8I (240-410-1), TB-052311 (240-410-2), DMW-8D (240-475-1), TB-052411 (240-475-2) and MW-5 (240-475-3) were analyzed for volatile organic compounds (GC-MS) in accordance with EPA SW-846 Method 8260B. The samples were analyzed on 06/02/2011, 06/03/2011, 06/04/2011 and 06/06/2011.

Several analytes were detected in method blank MB 240-3295/4 at levels that were above the method detection limit but below the reporting limit.
1,2,3-Trichlorobenzene and Naphthalene were detected in method blank MB 240-3620/5 at levels that were above the method detection limit but below the reporting limit.
1,2,3-Trichlorobenzene was detected in method blank MB 240-3718/5 at a level that was above the method detection limit but below the reporting limit. These values should be considered an estimate, and have been flagged "J".
If the associated samples reported a result above the MDL and/or RL, the results have been "B" flagged. Refer to the QC report for details.

2-Butanone and 2-Chloroethyl vinyl ether failed the recovery criteria low for the MS of sample DMW14I-051911MS (240-321-2) in batch 240-3295. 2-Chloroethyl vinyl ether failed the recovery criteria low for the MSD of sample DMW14I-051911MSD (240-321-2) in batch 240-3295. Refer to the QC report for details.

Sample MW-5 (240-475-3)[143X] required dilution prior to analysis. The reporting limits have been adjusted accordingly.

No other difficulties were encountered during the volatiles analyses.

All other quality control parameters were within the acceptance limits.

SEMIVOLATILE ORGANIC COMPOUNDS (GC-MS)

Samples DMW14I-051911 (240-321-2), DMW14D-051911 (240-321-3), DMW17I-051911 (240-321-4), DMW8S-051911 (240-321-5), DMW-8I (240-410-1), DMW-8D (240-475-1) and MW-5 (240-475-3) were analyzed for semivolatile organic compounds (GC-MS) in accordance with EPA SW-846 Method 8270C. The samples were analyzed on 06/03/2011, 06/15/2011 and 06/16/2011.

Surrogates are added during the extraction process prior to dilution. When the sample is diluted, surrogate recoveries are diluted out and no corrective action is required. Surrogates are added during the extraction process prior to dilution. When the sample is diluted, surrogate recoveries are diluted out and no corrective action is required. Surrogates are added during the extraction process prior to dilution. When the sample is diluted, surrogate recoveries are diluted out and no corrective action is required.

Samples DMW14I-051911 (240-321-2), DMW-8I (240-410-1)[2X], DMW-8D (240-410-1)[2X] and DMW14I-051911 (240-410-2)[2X] required dilution prior to analysis. The reporting limits have been adjusted accordingly.

No difficulties were encountered during the semivolatiles analyses.

All quality control parameters were within the acceptance limits.

GASOLINE RANGE ORGANICS

Samples DMW8S-051911 (240-321-5) and MW-5 (240-475-3) were analyzed for Gasoline Range Organics (C6-C10) in accordance with EPA SW-846 Method 8015B - GRO. The samples were analyzed on 06/03/2011 and 06/11/2011.

Gasoline Range Organics (C6-C10) was detected in method blank MB 240-3404/10 at a level exceeding the reporting limit. If the associated sample reported a result above the MDL and/or RL, the result has been "B" flagged. Refer to the QC report for details.

Samples DMW8S-051911 (240-321-5) and MW-5 (240-475-3) were analyzed outside of analytical holding time due to instrument failure.

No other difficulties were encountered during the GRO analysis.

All other quality control parameters were within the acceptance limits.

DIESEL RANGE ORGANICS (DRO)

Samples DMW8S-051911 (240-321-5) and MW-5 (240-475-3) was analyzed for Diesel Range Organics (DRO) in accordance with EPA Method 8015B. The samples were analyzed on 05/27/2011 and 06/01/2011.

Surrogates are added during the extraction process prior to dilution. When the sample dilution is 5X or greater, surrogate recoveries are diluted out and no corrective action is required.

Insufficient sample volume was provided to perform matrix spike/matrix spike duplicate (MS/MSD) for batches 2573 and 2983.

No other difficulties were encountered during the Diesel Range Organics (DRO) analysis.

All quality control parameters were within the acceptance limits.

DISSOLVED METALS (ICPMS)

Samples DMW14I-051911 (240-321-2), DMW14D-051911 (240-321-3), DMW17I-051911 (240-321-4), DMW8S-051911 (240-321-5), DMW-8I (240-410-1), DMW-8D (240-475-1) and MW-5 (240-475-3) were analyzed for dissolved metals (ICPMS) in accordance with EPA SW-846 Method 6020. The samples were analyzed on 06/13/2011, 06/23/2011 and 07/02/2011.

No difficulties were encountered during the metals analysis.

All quality control parameters were within the acceptance limits.

TOTAL RECOVERABLE METALS (ICPMS)

Samples DMW14I-051911 (240-321-2), DMW14D-051911 (240-321-3), DMW17I-051911 (240-321-4), DMW8S-051911 (240-321-5), DMW-8I (240-410-1), DMW-8D (240-475-1) and MW-5 (240-475-3), were analyzed for total recoverable metals (ICPMS) in accordance with EPA SW-846 Method 6020. The samples were analyzed on 06/13/2011, 06/23/2011 and 07/02/2011.

Zinc was detected in method blanks MB 240-2327/1-A and 240-5287/1-A at a level exceeding the reporting limit. If the associated sample reported a result above the MDL and/or RL, the result has been "B" flagged.

Several analytes were detected in method blanks MB 240-2327/1-A and 240-5287/1-A at levels that were above the method detection limit but below the reporting limit. The values should be considered estimates, and have been flagged "J". If the associated sample reported a result above the MDL and/or RL, the result has been "B" flagged.
Refer to the QC report for details.

No other difficulties were encountered during the metals analyses.

All other quality control parameters were within the acceptance limits.

DISSOLVED MERCURY (CVAA)

DMW14I-051911 (240-321-2), DMW14D-051911 (240-321-3), DMW17I-051911 (240-321-4) and DMW8S-051911 (240-321-5), DMW-8I (240-410-1), DMW-8D (240-475-1) and MW-5 (240-475-3) were analyzed for dissolved mercury (CVAA) in accordance with EPA SW-846 Methods 7470A. . The samples were analyzed on 05/25/2011 and 06/20/2011.

No difficulties were encountered during the mercury analyses. No difficulties were encountered during the mercury analyses. No difficulties were encountered during the mercury analysis.

All quality control parameters were within the acceptance limits. All quality control parameters were within the acceptance limits. All quality control parameters were within the acceptance limits.

TOTAL MERCURY

Samples DMW14I-051911 (240-321-2), DMW14D-051911 (240-321-3), DMW17I-051911 (240-321-4), DMW8S-051911 (240-321-5) , DMW-8I (240-410-1), DMW-8D (240-475-1) and MW-5 (240-475-3) were analyzed for total mercury in accordance with EPA SW-846 Methods 7470A. The samples were analyzed on 05/25/2011 and 06/20/2011.

Mercury failed the recovery criteria low for the MS of sample 240-271-2 in batch 240-2610.

Refer to the QC report for details.

No other difficulties were encountered during the mercury analysis.

All other quality control parameters were within the acceptance limits.

METHOD SUMMARY

Client: Tetra Tech NUS Inc

Job Number: 240-321-1

Description	Lab Location	Method	Preparation Method
Matrix: Water			
Volatile Priority Pollutants	TAL NC	SW846 8260B	
Purge and Trap	TAL NC		SW846 5030B
Semivolatile Organic Compounds (GC/MS)	TAL NC	SW846 8270C	
Liquid-Liquid Extraction (Continuous)			SW846 3520C
Gasoline Range Organics - (GC)	TAL NC	SW846 8015B	
Purge and Trap	TAL NC		SW846 5030B
Diesel Range Organics (DRO) (GC)	TAL NC	SW846 8015B	
Liquid-Liquid Extraction (Continuous)			SW846 3520C
Metals (ICP/MS)	TAL NC	SW846 6020	
Preparation, Total Recoverable or Dissolved Metals			SW846 3005A
Metals (ICP/MS)	TAL NC	SW846 6020	
Preparation, Total Recoverable or Dissolved Metals			SW846 3005A
Sample Filtration, Field			FIELD_FLTRD
Mercury (CVAA)	TAL NC	SW846 7470A	
Preparation, Mercury			SW846 7470A
Mercury (CVAA)	TAL NC	SW846 7470A	
Preparation, Mercury			SW846 7470A
Sample Filtration, Field			FIELD_FLTRD
General Sub Contract Method	TAL WSC	Subcontract	

Lab References:

TAL NC = TestAmerica North Canton

TAL WSC = TestAmerica West Sacramento

Method References:

SW846 = "Test Methods For Evaluating Solid Waste, Physical/Chemical Methods", Third Edition, November 1986 And Its Updates.

SORT	UNITS	NSAMPLE	LAB_ID	QC_TYPE	SAMP_DATE	EXTR_DATE	ANAL_DATE	SMP_EXTR	EXTR_ANL	SMP_ANL
MF	UG/L	MW-5	240-475-3	NM	05/24/2011	06/20/2011	07/02/2011	27	12	39
MF	UG/L	DMW17I-051911	240-321-4	NM	05/19/2011	06/17/2011	06/23/2011	29	6	35
MF	UG/L	DMW-8D	240-475-1	NM	05/24/2011	06/20/2011	07/02/2011	27	12	39
PCL	UG/L	DMW8S-051911	240-321-5	NM	05/19/2011	06/01/2011	06/01/2011	13	0	13
PCL	UG/L	DMW14D-051911	240-321-3	NM	05/19/2011	05/31/2011	05/31/2011	12	0	12
PCL	UG/L	DMW14I-051911	240-321-2	NM	05/19/2011	06/01/2011	06/01/2011	13	0	13
PCL	UG/L	DMW17I-051911	240-321-4	NM	05/19/2011	06/01/2011	06/01/2011	13	0	13
OS	UG/L	DMW-8I	240-410-1	NM	05/23/2011	05/27/2011	06/15/2011	4	19	23
OS	UG/L	DMW8S-051911	240-321-5	NM	05/19/2011	05/23/2011	06/03/2011	4	11	15
OS	UG/L	DMW-8D	240-475-1	NM	05/24/2011	05/27/2011	06/16/2011	3	20	23
OS	UG/L	DMW17I-051911	240-321-4	NM	05/19/2011	05/23/2011	06/03/2011	4	11	15
OS	UG/L	DMW14I-051911	240-321-2	NM	05/19/2011	05/23/2011	06/03/2011	4	11	15
OS	UG/L	DMW14D-051911	240-321-3	NM	05/19/2011	05/23/2011	06/03/2011	4	11	15
OS	UG/L	MW-5	240-475-3	NM	05/24/2011	05/27/2011	06/15/2011	3	19	22
OV	UG/L	TB-052311	240-410-2	NM	05/23/2011	06/03/2011	06/03/2011	11	0	11
OV	UG/L	DMW-8D	240-475-1	NM	05/24/2011	06/04/2011	06/04/2011	11	0	11
OV	UG/L	TB-052411	240-475-2	TB	05/24/2011	06/04/2011	06/04/2011	11	0	11
OV	UG/L	TB-052411	240-475-2	NM	05/24/2011	06/04/2011	06/04/2011	11	0	11

SORT	UNITS	NSAMPLE	LAB_ID	QC_TYPE	SAMP_DATE	EXTR_DATE	ANAL_DATE	SMP_EXTR	EXTR_ANL	SMP_ANL
OV	UG/L	TB-051911	240-321-1	TB	05/19/2011	06/02/2011	06/02/2011	14	0	14
OV	UG/L	TB-051911	240-321-1	NM	05/19/2011	06/02/2011	06/02/2011	14	0	14
OV	UG/L	MW-5	240-475-3	NM	05/24/2011	06/06/2011	06/06/2011	13	0	13
OV	UG/L	DMW-8I	240-410-1	NM	05/23/2011	06/03/2011	06/03/2011	11	0	11
OV	UG/L	DMW17I-051911	240-321-4	NM	05/19/2011	06/02/2011	06/02/2011	14	0	14
OV	UG/L	DMW14I-051911	240-321-2	NM	05/19/2011	06/02/2011	06/02/2011	14	0	14
OV	UG/L	DMW14D-051911	240-321-3	NM	05/19/2011	06/02/2011	06/02/2011	14	0	14
OV	UG/L	DMW8S-051911	240-321-5	NM	05/19/2011	06/02/2011	06/02/2011	14	0	14
TPH	UG/L	MW-5	240-475-3	NM	05/24/2011	06/11/2011	06/11/2011	18	0	18
TPH	UG/L	DMW8S-051911	240-321-5	NM	05/19/2011	05/25/2011	05/27/2011	6	2	8
TPH	UG/L	DMW8S-051911	240-321-5	NM	05/19/2011	06/03/2011	06/03/2011	15	0	15
TPH	UG/L	MW-5	240-475-3	NM	05/24/2011	05/28/2011	06/01/2011	4	4	8

FORM V
GC/MS VOA INSTRUMENT PERFORMANCE CHECK
BROMOFLUOROBENZENE (BFB)

Lab Name: TestAmerica North Canton Job No.: 240-321-1

SDG No.:

Lab File ID: BFB1498.D BFB Injection Date: 04/08/2011

Instrument ID: A3UX12 BFB Injection Time: 12:14

Analysis Batch No.: 1054

M/E	ION ABUNDANCE CRITERIA	% RELATIVE ABUNDANCE	
50	15.0 - 40.0 % of mass 95	16.7	
75	30.0 - 60.0 % of mass 95	47.4	
95	Base Peak, 100% relative abundance	100.0	
96	5.0 - 9.0 % of mass 95	6.9	
173	Less than 2.0 % of mass 174	0.0	(0.0)1
174	50.0 - 120.00 % of mass 95	79.7	
175	5.0 - 9.0 % of mass 174	5.8	(7.3)1
176	95.0 - 101.0 % of mass 174	77.4	(97.1)1
177	5.0 - 9.0 % of mass 176	4.9	(6.3)2

1-Value is % mass 174 2-Value is % mass 176

THIS CHECK APPLIES TO THE FOLLOWING SAMPLES, MS, MSD, BLANKS AND STANDARDS:

CLIENT SAMPLE ID	LAB SAMPLE ID	LAB FILE ID	DATE ANALYZED	TIME ANALYZED
	STD8260 240-1054/2	UX127571.D	04/08/2011	13:03
	STD8260 240-1054/3	UX127572.D	04/08/2011	13:27
	STD8260 240-1054/4	UX127573.D	04/08/2011	13:52
	STD8260 240-1054/5	UX127574.D	04/08/2011	14:16
	STD8260 240-1054/6	UX127575.D	04/08/2011	14:41
	STD8260 240-1054/7	UX127576.D	04/08/2011	15:05
	ICV 240-1054/8	UX127577.D	04/08/2011	15:35
	STDA9 240-1054/11	UX127582.D	04/08/2011	17:46
	STDA9 240-1054/12	UX127583.D	04/08/2011	18:12
	STDA9 240-1054/13	UX127584.D	04/08/2011	18:37
	STDA9 240-1054/14	UX127585.D	04/08/2011	19:02
	STDA9 240-1054/15	UX127586.D	04/08/2011	19:27
	STDA9 240-1054/16	UX127587.D	04/08/2011	19:53

FORM VI
GC/MS VOA INITIAL CALIBRATION DATA
INTERNAL STANDARD RESPONSE AND CONCENTRATION

Lab Name: TestAmerica North Canton Job No.: 240-321-1 Analy Batch No.: 1054

SDG No.:

Instrument ID: A3UX12 GC Column: DB-624 ID: 0.18(mm) Heated Purge: (Y/N) N

Calibration Start Date: 04/08/2011 13:03 Calibration End Date: 04/08/2011 15:05 Calibration ID: 579

Calibration Files:

LEVEL:	LAB SAMPLE ID:	LAB FILE ID:
Level 1	STD8260 240-1054/7	UX127576.D
Level 2	STD8260 240-1054/6	UX127575.D
Level 3	STD8260 240-1054/5	UX127574.D
Level 4	STD8260 240-1054/4	UX127573.D
Level 5	STD8260 240-1054/3	UX127572.D
Level 6	STD8260 240-1054/2	UX127571.D

ANALYTE	IS REF	CURVE TYPE	RESPONSE					CONCENTRATION (UG/L)				
			LVL 1 LVL 6	LVL 2	LVL 3	LVL 4	LVL 5	LVL 1 LVL 6	LVL 2	LVL 3	LVL 4	LVL 5
Dichlorodifluoromethane	FB	Lin1	6269 1687101	15550	151745	427788	833544	0.500 80.0	1.00	10.0	20.0	40.0
Chloromethane	FB	Lin1	16241 1826135	27623	228136	450342	909553	0.500 80.0	1.00	10.0	20.0	40.0
Vinyl chloride	FB	Ave	10473 1785519	22145	220240	441151	914930	0.500 80.0	1.00	10.0	20.0	40.0
Bromomethane	FB	Lin1	11119 1200251	18921	155220	287249	604840	0.500 80.0	1.00	10.0	20.0	40.0
Chloroethane	FB	Ave	7498 1146275	15608	140725	276214	563650	0.500 80.0	1.00	10.0	20.0	40.0
Acetone	FB	Lin1	+++++ 546531	31844	95359	164829	314610	+++++ 160	2.00	20.0	40.0	80.0
Trichlorofluoromethane	FB	Lin1	7067 2091315	19984	204422	496786	1020026	0.500 80.0	1.00	10.0	20.0	40.0
Methylene Chloride	FB	Lin	+++++ 1572568	53085	217549	406396	817497	+++++ 80.0	1.00	10.0	20.0	40.0
Acrolein	FB	Ave	10174 1454521	19750	186988	361929	765672	5.00 800	10.0	100	200	400
1,1,2-Trichloro-1,2,2-trichfluoroethane	FB	Lin1	3304 1144094	8685	97713	269737	565433	0.500 80.0	1.00	10.0	20.0	40.0
1,1-Dichloroethene	FB	Ave	10804 1933265	21546	220156	466791	978620	0.500 80.0	1.00	10.0	20.0	40.0
Iodomethane	FB	Ave	12573 1944371	26210	234756	472855	982702	0.500 80.0	1.00	10.0	20.0	40.0
Carbon disulfide	FB	Ave	25199 4211753	53380	478928	996301	2113193	0.500 80.0	1.00	10.0	20.0	40.0
Acetonitrile	FB	Lin1	26215 1570380	42911	210266	378645	797740	5.00 800	10.0	100	200	400
Methyl acetate	FB	Lin1	28058 1537272	45045	216718	409175	822646	1.00 160	2.00	20.0	40.0	80.0
Vinyl acetate	FB	Ave	+++++ 246932	2265	26676	56968	129339	+++++ 80.0	1.00	10.0	20.0	40.0

FORM VI
GC/MS VOA INITIAL CALIBRATION DATA
INTERNAL STANDARD RESPONSE AND CONCENTRATION

Lab Name: TestAmerica North Canton Job No.: 240-321-1 Analy Batch No.: 1054

SDG No.:

Instrument ID: A3UX12 GC Column: DB-624 ID: 0.18(mm) Heated Purge: (Y/N) N

Calibration Start Date: 04/08/2011 13:03 Calibration End Date: 04/08/2011 15:05 Calibration ID: 579

ANALYTE	IS REF	CURVE TYPE	RESPONSE					CONCENTRATION (UG/L)				
			LVL 1 LVL 6	LVL 2	LVL 3	LVL 4	LVL 5	LVL 1 LVL 6	LVL 2	LVL 3	LVL 4	LVL 5
tert-Butyl alcohol	FB	Lin1	16380 1783586	29903	218688	429667	887779	10.0 1600	20.0	200	400	800
Acrylonitrile	FB	Lin1	8967 791939	13965	104098	204797	416943	1.00 160	2.00	20.0	40.0	80.0
Methyl tert-butyl ether	FB	Ave	23500 3231282	45098	383068	790464	1648729	0.500 80.0	1.00	10.0	20.0	40.0
trans-1,2-Dichloroethene	FB	Ave	10586 1516750	19671	179578	369862	770292	0.500 80.0	1.00	10.0	20.0	40.0
2-Butanone	FB	Ave	+++++ 241409	3020	29069	60870	131856	+++++ 160	2.00	20.0	40.0	80.0
Hexane	FB	Ave	5576 894990	9358	88851	209627	466630	0.500 80.0	1.00	10.0	20.0	40.0
Tetrahydrofuran	FB	Lin1	+++++ 280738	6408	38489	71851	144388	+++++ 80.0	1.00	10.0	20.0	40.0
1,1-Dichloroethane	FB	Ave	13697 1882218	23769	231679	458174	953624	0.500 80.0	1.00	10.0	20.0	40.0
cis-1,2-Dichloroethene	FB	Ave	11051 1618380	23265	196981	400146	823389	0.500 80.0	1.00	10.0	20.0	40.0
2,2-Dichloropropane	FB	Ave	6985 1138755	14261	135004	281433	589859	0.500 80.0	1.00	10.0	20.0	40.0
Bromochloromethane	FB	Ave	5976 843797	12877	125951	221408	459446	0.500 80.0	1.00	10.0	20.0	40.0
Chloroform	FB	Ave	14172 1955610	27309	234596	477501	1000357	0.500 80.0	1.00	10.0	20.0	40.0
1,1,1-Trichloroethane	FB	Ave	8950 1573643	18179	179804	380481	782094	0.500 80.0	1.00	10.0	20.0	40.0
Cyclohexane	FB	Ave	6649 1465964	14637	136174	337787	731465	0.500 80.0	1.00	10.0	20.0	40.0
1,1-Dichloropropene	FB	Ave	8656 1480755	17494	168828	357893	753108	0.500 80.0	1.00	10.0	20.0	40.0
Carbon tetrachloride	FB	Ave	4940 1266755	12132	131653	290824	631764	0.500 80.0	1.00	10.0	20.0	40.0
Benzene	FB	Ave	32720 4835002	66338	585056	1174943	2435735	0.500 80.0	1.00	10.0	20.0	40.0
1,2-Dichloroethane	FB	Ave	9350 1480285	20988	181726	369284	753537	0.500 80.0	1.00	10.0	20.0	40.0
Trichloroethene	FB	Ave	8345 1186112	15663	138916	285799	607264	0.500 80.0	1.00	10.0	20.0	40.0
Methylcyclohexane	FB	Ave	5121 910708	11055	85992	216407	478271	0.500 80.0	1.00	10.0	20.0	40.0
1,2-Dichloropropane	FB	Ave	7917 1084462	15272	130057	269412	551452	0.500 80.0	1.00	10.0	20.0	40.0

FORM VI
GC/MS VOA INITIAL CALIBRATION DATA
INTERNAL STANDARD RESPONSE AND CONCENTRATION

Lab Name: TestAmerica North Canton Job No.: 240-321-1 Analy Batch No.: 1054

SDG No.:

Instrument ID: A3UX12 GC Column: DB-624 ID: 0.18(mm) Heated Purge: (Y/N) N

Calibration Start Date: 04/08/2011 13:03 Calibration End Date: 04/08/2011 15:05 Calibration ID: 579

ANALYTE	IS REF	CURVE TYPE	RESPONSE					CONCENTRATION (UG/L)				
			LVL 1 LVL 6	LVL 2	LVL 3	LVL 4	LVL 5	LVL 1 LVL 6	LVL 2	LVL 3	LVL 4	LVL 5
Dibromomethane	FB	Ave	4717 705686	10349	83065	174312	360671	0.500 80.0	1.00	10.0	20.0	40.0
1,4-Dioxane	FB	Ave	3246 690012	8046	79724	154771	343009	25.0 4000	50.0	500	1000	2000
Bromodichloromethane	FB	Ave	7571 1449532	17496	162640	341180	719902	0.500 80.0	1.00	10.0	20.0	40.0
2-Chloroethyl vinyl ether	FB	Ave	7238 1184974	14619	133980	284344	609025	1.00 160	2.00	20.0	40.0	80.0
cis-1,3-Dichloropropene	FB	Ave	10269 1910557	21204	212497	446887	953367	0.500 80.0	1.00	10.0	20.0	40.0
4-Methyl-2-pentanone	FB	Ave	14504 1797417	27981	221480	444822	939380	1.00 160	2.00	20.0	40.0	80.0
Toluene	CBZ	Ave	34382 5281015	69308	605420	1270785	2665891	0.500 80.0	1.00	10.0	20.0	40.0
trans-1,3-Dichloropropene	CBZ	Ave	9850 1759781	21031	196737	406177	884318	0.500 80.0	1.00	10.0	20.0	40.0
Ethyl methacrylate	CBZ	Ave	8063 1566724	17840	171559	361658	789973	0.500 80.0	1.00	10.0	20.0	40.0
1,1,2-Trichloroethane	CBZ	Ave	7137 1028290	13509	125002	247727	524013	0.500 80.0	1.00	10.0	20.0	40.0
Tetrachloroethene	CBZ	Ave	6821 1030016	14330	117789	248952	526110	0.500 80.0	1.00	10.0	20.0	40.0
1,3-Dichloropropane	CBZ	Ave	12676 1900682	28018	228781	461457	969615	0.500 80.0	1.00	10.0	20.0	40.0
2-Hexanone	CBZ	Ave	9616 1285175	19823	143411	310056	651310	1.00 160	2.00	20.0	40.0	80.0
Bromoform	CBZ	Ave	+++++ 675074	5628	59912	138039	314651	+++++ 80.0	1.00	10.0	20.0	40.0
Dibromochloromethane	CBZ	Ave	4400 1052576	10088	101517	222300	511316	0.500 80.0	1.00	10.0	20.0	40.0
1,2-Dibromoethane	CBZ	Ave	6628 1064281	13216	127628	261204	540129	0.500 80.0	1.00	10.0	20.0	40.0
trans-1,4-Dichloro-2-butene	DCB	Ave	+++++ 414583	3275	41624	88927	198833	+++++ 80.0	1.00	10.0	20.0	40.0
Chlorobenzene	CBZ	Ave	22559 3400190	44144	399075	804613	1694673	0.500 80.0	1.00	10.0	20.0	40.0
1,1,1,2-Tetrachloroethane	CBZ	Ave	5928 1170967	11724	125440	260685	562046	0.500 80.0	1.00	10.0	20.0	40.0
Ethylbenzene	CBZ	Ave	11627 1717813	23450	194249	400492	868039	0.500 80.0	1.00	10.0	20.0	40.0
m-Xylene & p-Xylene	CBZ	Ave	24751 4426311	52592	481329	1015935	2181908	1.00 160	2.00	20.0	40.0	80.0

FORM VI
GC/MS VOA INITIAL CALIBRATION DATA
INTERNAL STANDARD RESPONSE AND CONCENTRATION

Lab Name: TestAmerica North Canton Job No.: 240-321-1 Analy Batch No.: 1054

SDG No.:

Instrument ID: A3UX12 GC Column: DB-624 ID: 0.18(mm) Heated Purge: (Y/N) N

Calibration Start Date: 04/08/2011 13:03 Calibration End Date: 04/08/2011 15:05 Calibration ID: 579

ANALYTE	IS REF	CURVE TYPE	RESPONSE					CONCENTRATION (UG/L)				
			LVL 1 LVL 6	LVL 2	LVL 3	LVL 4	LVL 5	LVL 1 LVL 6	LVL 2	LVL 3	LVL 4	LVL 5
o-Xylene	CBZ	Ave	13947 2203937	25977	240479	522781	1098889	0.500 80.0	1.00	10.0	20.0	40.0
Styrene	CBZ	Ave	23737 4189465	46910	433131	934212	2052871	0.500 80.0	1.00	10.0	20.0	40.0
Isopropylbenzene	CBZ	Ave	27271 5039598	56882	529804	1108323	2453726	0.500 80.0	1.00	10.0	20.0	40.0
1,1,2,2-Tetrachloroethane	DCB	Ave	8846 1423373	19649	165913	339308	716700	0.500 80.0	1.00	10.0	20.0	40.0
Bromobenzene	DCB	Ave	9089 1487679	18538	171961	349924	747346	0.500 80.0	1.00	10.0	20.0	40.0
1,2,3-Trichloropropane	DCB	Ave	3708 508567	6472	61142	123206	258524	0.500 80.0	1.00	10.0	20.0	40.0
n-Propylbenzene	DCB	Ave	6585 1300283	14142	136145	300316	649095	0.500 80.0	1.00	10.0	20.0	40.0
2-Chlorotoluene	DCB	Ave	8176 1267723	16193	147324	296834	626025	0.500 80.0	1.00	10.0	20.0	40.0
1,2-Dibromo-3-Chloropropane	DCB	Ave	+++++ 248138	2334	23135	56394	125280	+++++ 80.0	1.00	10.0	20.0	40.0
1,3,5-Trimethylbenzene	DCB	Ave	21255 4209223	48234	453874	945059	2059371	0.500 80.0	1.00	10.0	20.0	40.0
4-Chlorotoluene	DCB	Ave	7278 1381905	18315	157687	316075	683440	0.500 80.0	1.00	10.0	20.0	40.0
tert-Butylbenzene	DCB	Ave	19673 3435792	42145	368843	777960	1732743	0.500 80.0	1.00	10.0	20.0	40.0
1,2,4-Trimethylbenzene	DCB	Ave	25451 4478271	53638	483923	1011764	2191058	0.500 80.0	1.00	10.0	20.0	40.0
sec-Butylbenzene	DCB	Ave	27314 4860552	61465	528016	1131185	2478138	0.500 80.0	1.00	10.0	20.0	40.0
1,3-Dichlorobenzene	DCB	Ave	16321 2624631	33555	295054	611530	1311983	0.500 80.0	1.00	10.0	20.0	40.0
p-Isopropyltoluene	DCB	Ave	22370 4161252	53051	450572	960197	2127176	0.500 80.0	1.00	10.0	20.0	40.0
1,4-Dichlorobenzene	DCB	Ave	18378 2746548	37081	314529	639458	1379296	0.500 80.0	1.00	10.0	20.0	40.0
n-Butylbenzene	DCB	Ave	20743 3467737	52069	401853	842883	1838936	0.500 80.0	1.00	10.0	20.0	40.0
1,2-Dichlorobenzene	DCB	Ave	15821 2556217	34622	297254	610133	1298750	0.500 80.0	1.00	10.0	20.0	40.0
1,3,5-Trichlorobenzene	DCB	Lin1	11815 1412428	25865	180707	370690	772834	0.500 80.0	1.00	10.0	20.0	40.0
1,2,4-Trichlorobenzene	DCB	Lin1	11214 1181498	25211	160081	324746	669712	0.500 80.0	1.00	10.0	20.0	40.0

FORM VI
GC/MS VOA INITIAL CALIBRATION DATA
INTERNAL STANDARD RESPONSE AND CONCENTRATION

Lab Name: TestAmerica North Canton Job No.: 240-321-1 Analy Batch No.: 1054

SDG No.:

Instrument ID: A3UX12 GC Column: DB-624 ID: 0.18(mm) Heated Purge: (Y/N) N

Calibration Start Date: 04/08/2011 13:03 Calibration End Date: 04/08/2011 15:05 Calibration ID: 579

ANALYTE	IS REF	CURVE TYPE	RESPONSE					CONCENTRATION (UG/L)				
			LVL 1 LVL 6	LVL 2	LVL 3	LVL 4	LVL 5	LVL 1 LVL 6	LVL 2	LVL 3	LVL 4	LVL 5
Hexachlorobutadiene	DCB	Lin1	10333 533256	18566	78530	151807	309212	0.500 80.0	1.00	10.0	20.0	40.0
Naphthalene	DCB	Lin1	21470 3082283	54314	397929	850758	1767292	0.500 80.0	1.00	10.0	20.0	40.0
1,2,3-Trichlorobenzene	DCB	Qua	8666 934209	25133	139090	286071	577975	0.500 80.0	1.00	10.0	20.0	40.0
Dibromofluoromethane (Surr)	FB	Ave	+++++ 1028458	12586	124702	255663	562674	+++++ 80.0	1.00	10.0	20.0	40.0
1,2-Dichloroethane-d4 (Surr)	FB	Ave	+++++ 1282036	16546	152220	323804	697444	+++++ 80.0	1.00	10.0	20.0	40.0
Toluene-d8 (Surr)	CBZ	Ave	+++++ 4271309	52754	491567	1029862	2278656	+++++ 80.0	1.00	10.0	20.0	40.0
4-Bromofluorobenzene (Surr)	CBZ	Ave	+++++ 1764952	23141	201234	410825	929996	+++++ 80.0	1.00	10.0	20.0	40.0

Curve Type Legend:
Ave = Average ISTD
Lin = Linear ISTD
Lin1 = Linear 1/conc ISTD
Qua = Quadratic ISTD

FORM VI
GC/MS VOA INITIAL CALIBRATION DATA
INTERNAL STANDARD CURVE EVALUTION

Lab Name: TestAmerica North Canton Job No.: 240-321-1 Analy Batch No.: 1054

SDG No.:

Instrument ID: A3UX12 GC Column: DB-624 ID: 0.18(mm) Heated Purge: (Y/N) N

Calibration Start Date: 04/08/2011 13:03 Calibration End Date: 04/08/2011 15:05 Calibration ID: 579

Calibration Files:

LEVEL:	LAB SAMPLE ID:	LAB FILE ID:
Level 1	STD8260 240-1054/7	UX127576.D
Level 2	STD8260 240-1054/6	UX127575.D
Level 3	STD8260 240-1054/5	UX127574.D
Level 4	STD8260 240-1054/4	UX127573.D
Level 5	STD8260 240-1054/3	UX127572.D
Level 6	STD8260 240-1054/2	UX127571.D

ANALYTE	RRF					CURVE TYPE	COEFFICIENT			#	MIN RRF	%RSD	#	MAX %RSD	R^2 OR COD	#	MIN R^2 OR COD
	LVL 1	LVL 2	LVL 3	LVL 4	LVL 5		B	M1	M2								
	LVL 6																
Dichlorodifluoromethane	0.2259	0.2805	0.2670	0.3698	0.3531	Lin1	-0.086	0.3546							0.9960		0.9900
	0.3578																
Chloromethane	0.5852	0.4983	0.4014	0.3893	0.3853	Lin1	0.1054	0.3851			0.1000				1.0000		0.9900
	0.3872																
Vinyl chloride	0.3774	0.3995	0.3875	0.3814	0.3876	Ave		0.3853				2.1		15.0			
	0.3786																
Bromomethane	0.4007	0.3413	0.2731	0.2483	0.2562	Lin1	0.0798	0.2533							1.0000		0.9900
	0.2545																
Chloroethane	0.2702	0.2815	0.2476	0.2388	0.2388	Ave		0.2533				7.2		15.0			
	0.2431																
Acetone	+++++	0.2872	0.0839	0.0712	0.0666	Lin1	0.4710	0.0574							0.9970		0.9900
	0.0579																
Trichlorofluoromethane	0.2546	0.3605	0.3596	0.4295	0.4321	Lin1	-0.106	0.4361							0.9980		0.9900
	0.4435																
Methylene Chloride	+++++	0.9576	0.3827	0.3513	0.3463	Lin	0.6027	0.3267							1.0000		0.9900
	0.3335																
Acrolein	0.0367	0.0356	0.0329	0.0313	0.0324	Ave		0.0333				7.1		15.0			
	0.0308																
1,1,2-Trichloro-1,2,2-trichfluoroethane	0.1191	0.1567	0.1719	0.2332	0.2395	Lin1	-0.084	0.2382							0.9950		0.9900
	0.2426																
1,1-Dichloroethene	0.3893	0.3887	0.3873	0.4035	0.4146	Ave		0.3989				3.0		15.0			
	0.4100																
Iodomethane	0.4530	0.4728	0.4130	0.4088	0.4163	Ave		0.4294				6.2		15.0			
	0.4123																
Carbon disulfide	0.9080	0.9629	0.8426	0.8613	0.8952	Ave		0.8938				4.7		15.0			
	0.8931																
Acetonitrile	0.0945	0.0774	0.0370	0.0327	0.0338	Lin1	0.3530	0.0327							0.9990		0.9900
	0.0333																
Methyl acetate	0.5055	0.4063	0.1906	0.1769	0.1742	Lin1	0.3949	0.1645							0.9980		0.9900
	0.1630																

Note: The m1 coefficient is the same as Ave RRF for an Ave curve type.

FORM VI
GC/MS VOA INITIAL CALIBRATION DATA
INTERNAL STANDARD CURVE EVALUTION

Lab Name: TestAmerica North Canton Job No.: 240-321-1 Analy Batch No.: 1054

SDG No.:

Instrument ID: A3UX12 GC Column: DB-624 ID: 0.18(mm) Heated Purge: (Y/N) N

Calibration Start Date: 04/08/2011 13:03 Calibration End Date: 04/08/2011 15:05 Calibration ID: 579

ANALYTE	RRF					CURVE TYPE	COEFFICIENT			#	MIN RRF	%RSD	#	MAX %RSD	R^2 OR COD	#	MIN R^2 OR COD
	LVL 1 LVL 6	LVL 2	LVL 3	LVL 4	LVL 5		B	M1	M2								
Vinyl acetate	+++++ 0.0524	0.0409	0.0469	0.0492	0.0548	Ave		0.0488				11.0		15.0			
tert-Butyl alcohol	0.0295 0.0189	0.0270	0.0192	0.0186	0.0188	Lin1	0.1242	0.0187							1.0000		0.9900
Acrylonitrile	0.1616 0.0840	0.1260	0.0916	0.0885	0.0883	Lin1	0.0809	0.0851							0.9990		0.9900
Methyl tert-butyl ether	0.8468 0.6852	0.8135	0.6739	0.6833	0.6984	Ave		0.7335				10.0		15.0			
trans-1,2-Dichloroethene	0.3815 0.3216	0.3548	0.3159	0.3197	0.3263	Ave		0.3366				7.7		15.0			
2-Butanone	+++++ 0.0256	0.0272	0.0256	0.0263	0.0279	Ave		0.0265				3.9		15.0			
Hexane	0.2009 0.1898	0.1688	0.1563	0.1812	0.1977	Ave		0.1825				9.5		15.0			
Tetrahydrofuran	+++++ 0.0595	0.1156	0.0677	0.0621	0.0612	Lin1	0.0587	0.0593							1.0000		0.9900
1,1-Dichloroethane	0.4936 0.3991	0.4288	0.4076	0.3961	0.4040	Ave		0.4215			0.1000	8.8		15.0			
cis-1,2-Dichloroethene	0.3982 0.3432	0.4197	0.3465	0.3459	0.3488	Ave		0.3671				9.0		15.0			
2,2-Dichloropropane	0.2517 0.2415	0.2572	0.2375	0.2433	0.2499	Ave		0.2468				3.0		15.0			
Bromochloromethane	0.2153 0.1789	0.2323	0.2216	0.1914	0.1946	Ave		0.2057				10.0		15.0			
Chloroform	0.5107 0.4147	0.4926	0.4127	0.4128	0.4238	Ave		0.4445				10.0		15.0			
1,1,1-Trichloroethane	0.3225 0.3337	0.3279	0.3163	0.3289	0.3313	Ave		0.3268				1.9		15.0			
Cyclohexane	0.2396 0.3109	0.2640	0.2396	0.2920	0.3099	Ave		0.2760				12.0		15.0			
1,1-Dichloropropene	0.3119 0.3140	0.3156	0.2970	0.3094	0.3190	Ave		0.3112				2.5		15.0			
Carbon tetrachloride	0.1780 0.2686	0.2188	0.2316	0.2514	0.2676	Ave		0.2360				15.0		15.0			
Benzene	1.1790 1.0253	1.1966	1.0293	1.0157	1.0318	Ave		1.0796				7.8		15.0			
1,2-Dichloroethane	0.3369 0.3139	0.3786	0.3197	0.3192	0.3192	Ave		0.3313				7.4		15.0			
Trichloroethene	0.3007 0.2515	0.2825	0.2444	0.2471	0.2572	Ave		0.2639				8.6		15.0			

Note: The m1 coefficient is the same as Ave RRF for an Ave curve type.

FORM VI
GC/MS VOA INITIAL CALIBRATION DATA
INTERNAL STANDARD CURVE EVALUTION

Lab Name: TestAmerica North Canton Job No.: 240-321-1 Analy Batch No.: 1054

SDG No.:

Instrument ID: A3UX12 GC Column: DB-624 ID: 0.18(mm) Heated Purge: (Y/N) N

Calibration Start Date: 04/08/2011 13:03 Calibration End Date: 04/08/2011 15:05 Calibration ID: 579

ANALYTE	RRF					CURVE TYPE	COEFFICIENT			#	MIN RRF	%RSD	#	MAX %RSD	R^2 OR COD	#	MIN R^2 OR COD
	LVL 1	LVL 2	LVL 3	LVL 4	LVL 5		B	M1	M2								
	LVL 6																
Methylcyclohexane	0.1845	0.1994	0.1513	0.1871	0.2026	Ave		0.1863				9.9		15.0			
	0.1931																
1,2-Dichloropropane	0.2853	0.2755	0.2288	0.2329	0.2336	Ave		0.2477				10.0		15.0			
	0.2300																
Dibromomethane	0.1700	0.1867	0.1461	0.1507	0.1528	Ave		0.1593				9.9		15.0			
	0.1496																
1,4-Dioxane	0.0023	0.0029	0.0028	0.0027	0.0029	Ave		0.0028				8.2		15.0			
	0.0029																
Bromodichloromethane	0.2728	0.3156	0.2861	0.2949	0.3050	Ave		0.2970				5.3		15.0			
	0.3074																
2-Chloroethyl vinyl ether	0.1304	0.1319	0.1179	0.1229	0.1290	Ave		0.1263				4.2		15.0			
	0.1256																
cis-1,3-Dichloropropene	0.3700	0.3825	0.3738	0.3863	0.4039	Ave		0.3869				3.8		15.0			
	0.4051																
4-Methyl-2-pentanone	0.2613	0.2524	0.1948	0.1923	0.1990	Ave		0.2151				15.0		15.0			
	0.1906																
Toluene	1.6123	1.6018	1.3940	1.4216	1.4258	Ave		1.4773				6.9		15.0			
	1.4081																
trans-1,3-Dichloropropene	0.4619	0.4861	0.4530	0.4544	0.4730	Ave		0.4663				2.7		15.0			
	0.4692																
Ethyl methacrylate	0.3781	0.4123	0.3950	0.4046	0.4225	Ave		0.4050				4.0		15.0			
	0.4177																
1,1,2-Trichloroethane	0.3347	0.3122	0.2878	0.2771	0.2803	Ave		0.2944				8.2		15.0			
	0.2742																
Tetrachloroethene	0.3199	0.3312	0.2712	0.2785	0.2814	Ave		0.2928				8.8		15.0			
	0.2746																
1,3-Dichloropropane	0.5944	0.6475	0.5268	0.5162	0.5186	Ave		0.5517				10.0		15.0			
	0.5068																
2-Hexanone	0.2255	0.2291	0.1651	0.1734	0.1742	Ave		0.1898				15.0		15.0			
	0.1713																
Bromoform	+++++	0.1301	0.1379	0.1544	0.1683	Ave		0.1541			0.1000	13.0		15.0			
	0.1800																
Dibromochloromethane	0.2063	0.2331	0.2337	0.2487	0.2735	Ave		0.2460				11.0		15.0			
	0.2807																
1,2-Dibromoethane	0.3108	0.3054	0.2939	0.2922	0.2889	Ave		0.2958				3.5		15.0			
	0.2838																
trans-1,4-Dichloro-2-butene	+++++	0.1662	0.2045	0.2087	0.2189	Ave		0.2064				12.0		15.0			
	0.2339																
Chlorobenzene	1.0579	1.0202	0.9189	0.9001	0.9063	Ave		0.9517			0.3000	7.3		15.0			
	0.9066																

Note: The m1 coefficient is the same as Ave RRF for an Ave curve type.

FORM VI
GC/MS VOA INITIAL CALIBRATION DATA
INTERNAL STANDARD CURVE EVALUTION

Lab Name: TestAmerica North Canton Job No.: 240-321-1 Analy Batch No.: 1054

SDG No.:

Instrument ID: A3UX12 GC Column: DB-624 ID: 0.18(mm) Heated Purge: (Y/N) N

Calibration Start Date: 04/08/2011 13:03 Calibration End Date: 04/08/2011 15:05 Calibration ID: 579

ANALYTE	RRF					CURVE TYPE	COEFFICIENT			#	MIN RRF	%RSD	#	MAX %RSD	R^2 OR COD	#	MIN R^2 OR COD
	LVL 1 LVL 6	LVL 2	LVL 3	LVL 4	LVL 5		B	M1	M2								
1,1,1,2-Tetrachloroethane	0.2780 0.3122	0.2710	0.2888	0.2916	0.3006	Ave		0.2904				5.1		15.0			
Ethylbenzene	0.5452 0.4580	0.5420	0.4473	0.4480	0.4642	Ave		0.4841				9.6		15.0			
m-Xylene & p-Xylene	0.5804 0.5901	0.6077	0.5541	0.5682	0.5835	Ave		0.5807				3.2		15.0			
o-Xylene	0.6540 0.5876	0.6004	0.5537	0.5848	0.5877	Ave		0.5947				5.5		15.0			
Styrene	1.1131 1.1170	1.0841	0.9973	1.0451	1.0979	Ave		1.0758				4.3		15.0			
Isopropylbenzene	1.2789 1.3437	1.3146	1.2199	1.2398	1.3123	Ave		1.2849				3.7		15.0			
1,1,2,2-Tetrachloroethane	0.9154 0.8029	0.9973	0.8152	0.7962	0.7889	Ave		0.8527			0.3000	10.0		15.0			
Bromobenzene	0.9405 0.8391	0.9409	0.8449	0.8211	0.8227	Ave		0.8682				6.6		15.0			
1,2,3-Trichloropropane	0.3837 0.2869	0.3285	0.3004	0.2891	0.2846	Ave		0.3122				12.0		15.0			
n-Propylbenzene	0.6814 0.7334	0.7178	0.6689	0.7047	0.7145	Ave		0.7035				3.4		15.0			
2-Chlorotoluene	0.8461 0.7151	0.8219	0.7239	0.6965	0.6891	Ave		0.7488				9.0		15.0			
1,2-Dibromo-3-Chloropropane	+++++ 0.1400	0.1185	0.1137	0.1323	0.1379	Ave		0.1285				9.2		15.0			
1,3,5-Trimethylbenzene	2.1995 2.3743	2.4483	2.2301	2.2175	2.2669	Ave		2.2894				4.4		15.0			
4-Chlorotoluene	0.7531 0.7795	0.9296	0.7748	0.7416	0.7523	Ave		0.7885				9.0		15.0			
tert-Butylbenzene	2.0358 1.9380	2.1392	1.8123	1.8254	1.9074	Ave		1.9430				6.5		15.0			
1,2,4-Trimethylbenzene	2.6337 2.5260	2.7225	2.3777	2.3740	2.4119	Ave		2.5077				5.8		15.0			
sec-Butylbenzene	2.8265 2.7417	3.1198	2.5944	2.6542	2.7279	Ave		2.7774				6.7		15.0			
1,3-Dichlorobenzene	1.6889 1.4805	1.7032	1.4497	1.4349	1.4442	Ave		1.5336				8.3		15.0			
p-Isopropyltoluene	2.3149 2.3472	2.6928	2.2139	2.2530	2.3416	Ave		2.3606				7.2		15.0			
1,4-Dichlorobenzene	1.9018 1.5492	1.8822	1.5454	1.5004	1.5183	Ave		1.6496				11.0		15.0			

Note: The m1 coefficient is the same as Ave RRF for an Ave curve type.

FORM VI
GC/MS VOA INITIAL CALIBRATION DATA
INTERNAL STANDARD CURVE EVALUTION

Lab Name: TestAmerica North Canton Job No.: 240-321-1 Analy Batch No.: 1054

SDG No.:

Instrument ID: A3UX12 GC Column: DB-624 ID: 0.18(mm) Heated Purge: (Y/N) N

Calibration Start Date: 04/08/2011 13:03 Calibration End Date: 04/08/2011 15:05 Calibration ID: 579

ANALYTE	RRF					CURVE TYPE	COEFFICIENT			#	MIN RRF	%RSD	#	MAX %RSD	R^2 OR COD	#	MIN R^2 OR COD
	LVL 1 LVL 6	LVL 2	LVL 3	LVL 4	LVL 5		B	M1	M2								
n-Butylbenzene	2.1465 1.9560	2.6429	1.9745	1.9777	2.0243	Ave		2.1203				13.0		15.0			
1,2-Dichlorobenzene	1.6372 1.4419	1.7573	1.4605	1.4316	1.4297	Ave		1.5264				9.1		15.0			
1,3,5-Trichlorobenzene	1.2226 0.7967	1.3129	0.8879	0.8698	0.8507	Lin1	0.3227	0.8187							0.9980		0.9900
1,2,4-Trichlorobenzene	1.1604 0.6664	1.2797	0.7866	0.7620	0.7372	Lin1	0.3811	0.6963							0.9960		0.9900
Hexachlorobutadiene	1.0693 0.3008	0.9424	0.3859	0.3562	0.3404	Lin1	0.4777	0.3120							0.9930		0.9900
Naphthalene	2.2218 1.7386	2.7569	1.9552	1.9962	1.9454	Lin1	0.5136	1.8295							0.9960		0.9900
1,2,3-Trichlorobenzene	0.8968 0.5270	1.2757	0.6834	0.6712	0.6362	Qua	0.1657	0.7239	-0.002						1.0000		0.9900
Dibromofluoromethane (Surr)	+++++ 0.2181	0.2270	0.2194	0.2210	0.2384	Ave		0.2248				3.7		15.0			
1,2-Dichloroethane-d4 (Surr)	+++++ 0.2719	0.2985	0.2678	0.2799	0.2954	Ave		0.2827				4.9		15.0			
Toluene-d8 (Surr)	+++++ 1.1389	1.2192	1.1318	1.1521	1.2187	Ave		1.1721				3.7		15.0			
4-Bromofluorobenzene (Surr)	+++++ 0.4706	0.5348	0.4633	0.4596	0.4974	Ave		0.4851				6.5		15.0			

Note: The m1 coefficient is the same as Ave RRF for an Ave curve type.

FORM VI
GC/MS VOA INITIAL CALIBRATION DATA
INTERNAL STANDARD RESPONSE AND CONCENTRATION

Lab Name: TestAmerica North Canton Job No.: 240-321-1 Analy Batch No.: 1054

SDG No.:

Instrument ID: A3UX12 GC Column: DB-624 ID: 0.18(mm) Heated Purge: (Y/N) N

Calibration Start Date: 04/08/2011 17:46 Calibration End Date: 04/08/2011 19:53 Calibration ID: 582

Calibration Files:

LEVEL:	LAB SAMPLE ID:	LAB FILE ID:
Level 1	STDA9 240-1054/16	UX127587.D
Level 2	STDA9 240-1054/15	UX127586.D
Level 3	STDA9 240-1054/14	UX127585.D
Level 4	STDA9 240-1054/13	UX127584.D
Level 5	STDA9 240-1054/12	UX127583.D
Level 6	STDA9 240-1054/11	UX127582.D

ANALYTE	IS REF	CURVE TYPE	RESPONSE					CONCENTRATION (UG/L)				
			LVL 1 LVL 6	LVL 2	LVL 3	LVL 4	LVL 5	LVL 1 LVL 6	LVL 2	LVL 3	LVL 4	LVL 5
Dichlorofluoromethane	FB	Ave	17630 2505635	33095	271584	560104	1273925	0.500 80.0	1.00	10.0	20.0	40.0
Ethyl ether	FB	Ave	5577 903426	12164	105713	206100	470109	0.500 80.0	1.00	10.0	20.0	40.0
3-Chloro-1-propene	FB	Ave	3228 608047	7291	61485	135565	300774	0.500 80.0	1.00	10.0	20.0	40.0
2-Chloro-1,3-butadiene	FB	Ave	+++++ 1693541	16932	157246	359719	865805	+++++ 80.0	1.00	10.0	20.0	40.0
Methacrylonitrile	FB	Ave	+++++ 625891	9050	70268	140764	322720	+++++ 80.0	1.00	10.0	20.0	40.0
Diisopropyl ether	FB	Ave	29809 5083110	60521	543492	1130536	2589178	2.50 400	5.00	50.0	100	200
Ethyl-t-butyl ether (ETBE)	FB	Ave	16836 3050425	36308	310981	663876	1546532	0.500 80.0	1.00	10.0	20.0	40.0
Ethyl acetate	FB	Lin1	13697 1779641	25857	189313	390115	895545	1.00 160	2.00	20.0	40.0	80.0
Propionitrile	FB	Ave	1424 283656	3164	29545	61441	145657	1.00 160	2.00	20.0	40.0	80.0
Methyl methacrylate	FB	Ave	+++++ 878231	11249	94702	192585	454575	+++++ 80.0	1.00	10.0	20.0	40.0
Isobutyl alcohol	CBZ	Ave	3387 572038	6139	58207	130454	287468	10.0 1600	20.0	200	400	800
Tert-amyl-methyl ether (TAME)	FB	Ave	14097 2845366	31482	290387	603777	1416567	0.500 80.0	1.00	10.0	20.0	40.0
n-Butanol	CBZ	Lin1	2164 545608	4747	49123	105961	269548	10.0 1600	20.0	200	400	800
2-Nitropropane	FB	Lin1	1344 192309	2609	17685	36717	89235	1.00 160	2.00	20.0	40.0	80.0
Cyclohexanone	DCB	Ave	+++++ 1143894	11572	115282	247897	580218	+++++ 800	10.0	100	200	400
1,2,3-Trimethylbenzene	DCB	Ave	22790 4129007	44537	400378	848162	2021379	0.500 80.0	1.00	10.0	20.0	40.0

FORM VI
GC/MS VOA INITIAL CALIBRATION DATA
INTERNAL STANDARD RESPONSE AND CONCENTRATION

Lab Name: TestAmerica North Canton Job No.: 240-321-1 Analy Batch No.: 1054

SDG No.:

Instrument ID: A3UX12 GC Column: DB-624 ID: 0.18(mm) Heated Purge: (Y/N) N

Calibration Start Date: 04/08/2011 17:46 Calibration End Date: 04/08/2011 19:53 Calibration ID: 582

ANALYTE	IS REF	CURVE TYPE	RESPONSE					CONCENTRATION (UG/L)				
			LVL 1 LVL 6	LVL 2	LVL 3	LVL 4	LVL 5	LVL 1 LVL 6	LVL 2	LVL 3	LVL 4	LVL 5
2-Methylnaphthalene	DCB	Lin	29322 +++++	101747	339851	741301	1407096	1.00 +++++	2.00	20.0	40.0	80.0

Curve Type Legend:
Ave = Average ISTD
Lin = Linear ISTD
Lin1 = Linear 1/conc ISTD

FORM VI
GC/MS VOA INITIAL CALIBRATION DATA
INTERNAL STANDARD CURVE EVALUTION

Lab Name: TestAmerica North Canton Job No.: 240-321-1 Analy Batch No.: 1054

SDG No.:

Instrument ID: A3UX12 GC Column: DB-624 ID: 0.18(mm) Heated Purge: (Y/N) N

Calibration Start Date: 04/08/2011 17:46 Calibration End Date: 04/08/2011 19:53 Calibration ID: 582

Calibration Files:

LEVEL:	LAB SAMPLE ID:	LAB FILE ID:
Level 1	STDA9 240-1054/16	UX127587.D
Level 2	STDA9 240-1054/15	UX127586.D
Level 3	STDA9 240-1054/14	UX127585.D
Level 4	STDA9 240-1054/13	UX127584.D
Level 5	STDA9 240-1054/12	UX127583.D
Level 6	STDA9 240-1054/11	UX127582.D

ANALYTE	RRF					CURVE TYPE	COEFFICIENT			#	MIN RRF	%RSD	#	MAX %RSD	R^2 OR COD	#	MIN R^2 OR COD
	LVL 1	LVL 2	LVL 3	LVL 4	LVL 5		B	M1	M2								
	LVL 6																
Dichlorofluoromethane	0.6962	0.6414	0.5071	0.5232	0.5725	Ave		0.5828				12.0		15.0			
	0.5565																
Ethyl ether	0.2202	0.2358	0.1974	0.1925	0.2113	Ave		0.2096				7.8		15.0			
	0.2007																
3-Chloro-1-propene	0.1275	0.1413	0.1148	0.1266	0.1352	Ave		0.1301				7.1		15.0			
	0.1351																
2-Chloro-1,3-butadiene	+++++	0.3282	0.2936	0.3360	0.3891	Ave		0.3446				11.0		15.0			
	0.3761																
Methacrylonitrile	+++++	0.1754	0.1312	0.1315	0.1450	Ave		0.1444				13.0		15.0			
	0.1390																
Diisopropyl ether	0.2354	0.2346	0.2030	0.2112	0.2327	Ave		0.2238				6.1		15.0			
	0.2258																
Ethyl-t-butyl ether (ETBE)	0.6648	0.7037	0.5806	0.6202	0.6950	Ave		0.6570				7.2		15.0			
	0.6775																
Ethyl acetate	0.2704	0.2506	0.1767	0.1822	0.2012	Lin1	0.0707	0.1944							0.9980		0.9900
	0.1976																
Propionitrile	0.0281	0.0307	0.0276	0.0287	0.0327	Ave		0.0299				6.9		15.0			
	0.0315																
Methyl methacrylate	+++++	0.2180	0.1768	0.1799	0.2043	Ave		0.1948				8.8		15.0			
	0.1951																
Isobutyl alcohol	0.0087	0.0075	0.0072	0.0079	0.0085	Ave		0.0080				7.3		15.0			
	0.0084																
Tert-amyl-methyl ether (TAME)	0.5567	0.6102	0.5422	0.5640	0.6366	Ave		0.5903				6.9		15.0			
	0.6320																
n-Butanol	0.0055	0.0058	0.0061	0.0064	0.0080	Lin1	-0.040	0.0077							0.9930		0.9900
	0.0080																
2-Nitropropane	0.0265	0.0253	0.0165	0.0171	0.0200	Lin1	0.0039	0.0201							0.9920		0.9900
	0.0214																
Cyclohexanone	+++++	0.0640	0.0636	0.0668	0.0783	Ave		0.0696				9.7		15.0			
	0.0752																

Note: The m1 coefficient is the same as Ave RRF for an Ave curve type.

FORM VI
GC/MS VOA INITIAL CALIBRATION DATA
INTERNAL STANDARD CURVE EVALUTION

Lab Name: TestAmerica North Canton Job No.: 240-321-1 Analy Batch No.: 1054

SDG No.:

Instrument ID: A3UX12 GC Column: DB-624 ID: 0.18(mm) Heated Purge: (Y/N) N

Calibration Start Date: 04/08/2011 17:46 Calibration End Date: 04/08/2011 19:53 Calibration ID: 582

ANALYTE	RRF					CURVE TYPE	COEFFICIENT			#	MIN RRF	%RSD	#	MAX %RSD	R^2 OR COD	#	MIN R^2 OR COD
	LVL 1 LVL 6	LVL 2	LVL 3	LVL 4	LVL 5		B	M1	M2								
1,2,3-Trimethylbenzene	2.5656 2.7158	2.4618	2.2072	2.2868	2.7274	Ave		2.4941				8.7		15.0			
2-Methylnaphthalene	1.6505 +++++	2.8121	0.9368	0.9994	0.9493	Lin	1.8552	0.9276							0.9980		0.9900

Note: The m1 coefficient is the same as Ave RRF for an Ave curve type.

FORM VII
GC/MS VOA CONTINUING CALIBRATION DATA

Lab Name: TestAmerica North Canton Job No.: 240-321-1

SDG No.:

Lab Sample ID: ICV 240-1054/8 Calibration Date: 04/08/2011 15:35

Instrument ID: A3UX12 Calib Start Date: 04/08/2011 13:03

GC Column: DB-624 ID: 0.18(mm) Calib End Date: 04/08/2011 15:05

Lab File ID: UX127577.D Conc. Units: ng/uL Heated Purge: (Y/N) N

ANALYTE	CURVE TYPE	AVE RRF	RRF	MIN RRF	CALC AMOUNT	SPIKE AMOUNT	%D	MAX %D
Dichlorodifluoromethane	Lin1		0.2671		0.0153	0.0200	-23.5	50.0
Chloromethane	Lin1		0.3452	0.1000	0.0176	0.0200	-12.0	50.0
Vinyl chloride	Ave	0.3853	0.3526		0.0183	0.0200	-8.5	20.0
Bromomethane	Lin1		0.2272		0.0176	0.0200	-12.0	50.0
Chloroethane	Ave	0.2533	0.2219		0.0175	0.0200	-12.4	50.0
Trichlorofluoromethane	Lin1		0.4790		0.0222	0.0200	11.0	50.0
Acrolein	Ave	0.0333	0.0405		0.0730	0.0600	21.7	50.0
1,1-Dichloroethene	Ave	0.3989	0.4588		0.0230	0.0200	15.0	20.0
1,1,2-Trichloro-1,2,2-trichfluoroethane	Lin1		0.2811		0.0239	0.0200	19.5	50.0
Acetone	Lin1		0.0682		0.0393	0.0400	-1.8	50.0
Iodomethane	Ave	0.4294	0.4587		0.0214	0.0200	6.8	50.0
Carbon disulfide	Ave	0.8938	0.9293		0.0208	0.0200	4.0	50.0
Acetonitrile	Lin1		0.0373		0.0577	0.0600	-3.8	50.0
Methyl acetate	Lin1		0.1829		0.0198	0.0200	-1.0	50.0
Methylene Chloride	Lin		0.3648		0.0205	0.0200	2.5	50.0
tert-Butyl alcohol	Lin1		0.0205		0.432	0.400	8.1	50.0
Acrylonitrile	Lin1		0.0902		0.0626	0.0600	4.3	50.0
Methyl tert-butyl ether	Ave	0.7335	0.7203		0.0196	0.0200	-1.8	50.0
trans-1,2-Dichloroethene	Ave	0.3366	0.3421		0.0203	0.0200	1.6	50.0
Hexane	Ave	0.1825	0.2077		0.0228	0.0200	13.8	20.0
1,1-Dichloroethane	Ave	0.4215	0.4186	0.1000	0.0199	0.0200	-0.7	50.0
Vinyl acetate	Ave	0.0488	0.0617		0.0253	0.0200	26.3	50.0
2-Butanone	Ave	0.0265	0.0254		0.0384	0.0400	-4.1	50.0
cis-1,2-Dichloroethene	Ave	0.3671	0.3572		0.0195	0.0200	-2.7	50.0
2,2-Dichloropropane	Ave	0.2468	0.2455		0.0199	0.0200	-0.5	50.0
Bromochloromethane	Ave	0.2057	0.2017		0.0196	0.0200	-1.9	50.0
Tetrahydrofuran	Lin1		0.0668		0.0215	0.0200	7.5	50.0
Chloroform	Ave	0.4445	0.4266		0.0192	0.0200	-4.0	20.0
1,1,1-Trichloroethane	Ave	0.3268	0.3341		0.0204	0.0200	2.2	50.0
Cyclohexane	Ave	0.2760	0.2961		0.0215	0.0200	7.3	50.0
1,1-Dichloropropene	Ave	0.3112	0.3308		0.0213	0.0200	6.3	50.0
Carbon tetrachloride	Ave	0.2360	0.2554		0.0216	0.0200	8.2	50.0
1,2-Dichloroethane	Ave	0.3313	0.3283		0.0198	0.0200	-0.9	50.0
Benzene	Ave	1.080	1.043		0.0193	0.0200	-3.4	50.0
Trichloroethene	Ave	0.2639	0.2605		0.0197	0.0200	-1.3	50.0
Methylcyclohexane	Ave	0.1863	0.2002		0.0215	0.0200	7.4	50.0
1,2-Dichloropropane	Ave	0.2477	0.2401		0.0194	0.0200	-3.0	20.0
Dibromomethane	Ave	0.1593	0.1581		0.0198	0.0200	-0.8	50.0
Bromodichloromethane	Ave	0.2970	0.2922		0.0197	0.0200	-1.6	50.0
2-Chloroethyl vinyl ether	Ave	0.1263	0.1159		0.0184	0.0200	-8.2	50.0

FORM VII
GC/MS VOA CONTINUING CALIBRATION DATA

Lab Name: TestAmerica North Canton Job No.: 240-321-1

SDG No.:

Lab Sample ID: ICV 240-1054/8 Calibration Date: 04/08/2011 15:35

Instrument ID: A3UX12 Calib Start Date: 04/08/2011 13:03

GC Column: DB-624 ID: 0.18(mm) Calib End Date: 04/08/2011 15:05

Lab File ID: UX127577.D Conc. Units: ng/uL Heated Purge: (Y/N) N

ANALYTE	CURVE TYPE	AVE RRF	RRF	MIN RRF	CALC AMOUNT	SPIKE AMOUNT	%D	MAX %D
cis-1,3-Dichloropropene	Ave	0.3869	0.3700		0.0191	0.0200	-4.4	50.0
4-Methyl-2-pentanone	Ave	0.2151	0.1902		0.0354	0.0400	-11.6	50.0
Toluene	Ave	1.477	1.429		0.0194	0.0200	-3.2	20.0
trans-1,3-Dichloropropene	Ave	0.4663	0.4621		0.0198	0.0200	-0.9	50.0
1,1,2-Trichloroethane	Ave	0.2944	0.2914		0.0198	0.0200	-1.0	50.0
Tetrachloroethene	Ave	0.2928	0.2819		0.0193	0.0200	-3.7	50.0
1,3-Dichloropropane	Ave	0.5517	0.5264		0.0191	0.0200	-4.6	50.0
2-Hexanone	Ave	0.1898	0.1738		0.0366	0.0400	-8.4	50.0
Dibromochloromethane	Ave	0.2460	0.2375		0.0193	0.0200	-3.5	50.0
1,2-Dibromoethane	Ave	0.2958	0.2882		0.0195	0.0200	-2.6	50.0
Chlorobenzene	Ave	0.9517	0.9183	0.3000	0.0193	0.0200	-3.5	50.0
1,1,1,2-Tetrachloroethane	Ave	0.2904	0.2849		0.0196	0.0200	-1.9	50.0
Ethylbenzene	Ave	0.4841	0.4653		0.0192	0.0200	-3.9	20.0
m-Xylene & p-Xylene	Ave	0.5807	0.5733		0.0395	0.0400	-1.3	50.0
o-Xylene	Ave	0.5947	0.5867		0.0197	0.0200	-1.3	50.0
Styrene	Ave	1.076	1.028		0.0191	0.0200	-4.5	50.0
Bromoform	Ave	0.1541	0.1398	0.1000	0.0181	0.0200	-9.3	50.0
Isopropylbenzene	Ave	1.285	1.278		0.0199	0.0200	-0.6	50.0
1,1,2,2-Tetrachloroethane	Ave	0.8527	0.7873	0.3000	0.0185	0.0200	-7.7	50.0
Bromobenzene	Ave	0.8682	0.8114		0.0187	0.0200	-6.6	50.0
1,2,3-Trichloropropane	Ave	0.3122	0.2834		0.0182	0.0200	-9.2	50.0
trans-1,4-Dichloro-2-butene	Ave	0.2064	0.2169		0.0420	0.0400	5.1	50.0
n-Propylbenzene	Ave	0.7035	0.7118		0.0202	0.0200	1.2	50.0
2-Chlorotoluene	Ave	0.7488	0.6741		0.0180	0.0200	-10.0	50.0
1,3,5-Trimethylbenzene	Ave	2.289	2.181		0.0191	0.0200	-4.7	50.0
4-Chlorotoluene	Ave	0.7885	0.7423		0.0188	0.0200	-5.9	50.0
tert-Butylbenzene	Ave	1.943	1.862		0.0192	0.0200	-4.2	50.0
1,2,4-Trimethylbenzene	Ave	2.508	2.386		0.0190	0.0200	-4.8	50.0
sec-Butylbenzene	Ave	2.777	2.553		0.0184	0.0200	-8.1	50.0
1,3-Dichlorobenzene	Ave	1.534	1.399		0.0182	0.0200	-8.8	50.0
p-Isopropyltoluene	Ave	2.361	2.223		0.0188	0.0200	-5.8	50.0
1,4-Dichlorobenzene	Ave	1.650	1.479		0.0179	0.0200	-10.3	50.0
n-Butylbenzene	Ave	2.120	1.954		0.0184	0.0200	-7.9	50.0
1,2-Dichlorobenzene	Ave	1.526	1.399		0.0183	0.0200	-8.3	50.0
1,2-Dibromo-3-Chloropropane	Ave	0.1285	0.1162		0.0181	0.0200	-9.5	50.0
1,2,4-Trichlorobenzene	Lin1		0.6926		0.0193	0.0200	-3.5	50.0
Hexachlorobutadiene	Lin1		0.3058		0.0181	0.0200	-9.5	50.0
Naphthalene	Lin1		1.739		0.0187	0.0200	-6.5	50.0
1,2,3-Trichlorobenzene	Qua		0.5340		0.0153	0.0200	-23.5	50.0
Dibromofluoromethane (Surr)	Ave	0.2248	0.2208		0.0196	0.0200	-1.8	50.0
1,2-Dichloroethane-d4 (Surr)	Ave	0.2827	0.2825		0.0200	0.0200	-0.0	50.0

FORM VII 8260B

FORM VII
GC/MS VOA CONTINUING CALIBRATION DATA

Lab Name: TestAmerica North Canton Job No.: 240-321-1

SDG No.:

Lab Sample ID: ICV 240-1054/8 Calibration Date: 04/08/2011 15:35

Instrument ID: A3UX12 Calib Start Date: 04/08/2011 13:03

GC Column: DB-624 ID: 0.18(mm) Calib End Date: 04/08/2011 15:05

Lab File ID: UX127577.D Conc. Units: ng/uL Heated Purge: (Y/N) N

ANALYTE	CURVE TYPE	AVE RRF	RRF	MIN RRF	CALC AMOUNT	SPIKE AMOUNT	%D	MAX %D
Toluene-d8 (Surr)	Ave	1.172	1.150		0.0196	0.0200	-1.9	50.0
4-Bromofluorobenzene (Surr)	Ave	0.4851	0.4564		0.0188	0.0200	-5.9	50.0

FORM V
GC/MS VOA INSTRUMENT PERFORMANCE CHECK
BROMOFLUOROBENZENE (BFB)

Lab Name: TestAmerica North Canton Job No.: 240-321-1

SDG No.:

Lab File ID: BFB1542.D BFB Injection Date: 06/01/2011

Instrument ID: A3UX12 BFB Injection Time: 20:32

Analysis Batch No.: 3295

M/E	ION ABUNDANCE CRITERIA	% RELATIVE ABUNDANCE	
50	15.0 - 40.0 % of mass 95	16.1	
75	30.0 - 60.0 % of mass 95	47.7	
95	Base Peak, 100% relative abundance	100.0	
96	5.0 - 9.0 % of mass 95	6.8	
173	Less than 2.0 % of mass 174	0.2	(0.2)1
174	50.0 - 120.00 % of mass 95	89.3	
175	5.0 - 9.0 % of mass 174	6.1	(6.9)1
176	95.0 - 101.0 % of mass 174	85.8	(96.1)1
177	5.0 - 9.0 % of mass 176	5.6	(6.5)2

1-Value is % mass 174 2-Value is % mass 176

THIS CHECK APPLIES TO THE FOLLOWING SAMPLES, MS, MSD, BLANKS AND STANDARDS:

CLIENT SAMPLE ID	LAB SAMPLE ID	LAB FILE ID	DATE ANALYZED	TIME ANALYZED
	CCVIS 240-3295/2	UX128742.D	06/01/2011	20:56
	CCV 240-3295/3	UX128743.D	06/01/2011	21:21
	LCS 240-3295/5	UX128744.D	06/01/2011	21:47
	MB 240-3295/4	UX128745.D	06/01/2011	22:12
TB-051911	240-321-1	UX128755.D	06/02/2011	02:26
DMW14I-051911	240-321-2	UX128756.D	06/02/2011	02:51
DMW14D-051911	240-321-3	UX128757.D	06/02/2011	03:17
DMW17I-051911	240-321-4	UX128758.D	06/02/2011	03:43
DMW8S-051911	240-321-5	UX128759.D	06/02/2011	04:08
DMW14I-051911 MS	240-321-2 MS	UX128766.D	06/02/2011	07:05
DMW14I-051911 MSD	240-321-2 MSD	UX128767.D	06/02/2011	07:30

FORM VII
GC/MS VOA CONTINUING CALIBRATION DATA

Lab Name: TestAmerica North Canton Job No.: 240-321-1

SDG No.:

Lab Sample ID: CCVIS 240-3295/2 Calibration Date: 06/01/2011 20:56

Instrument ID: A3UX12 Calib Start Date: 04/08/2011 13:03

GC Column: DB-624 ID: 0.18(mm) Calib End Date: 04/08/2011 15:05

Lab File ID: UX128742.D Conc. Units: ng/uL Heated Purge: (Y/N) N

ANALYTE	CURVE TYPE	AVE RRF	RRF	MIN RRF	CALC AMOUNT	SPIKE AMOUNT	%D	MAX %D
Dichlorodifluoromethane	Lin1		0.2853		0.0163	0.0200	-18.5	50.0
Chloromethane	Lin1		0.3098	0.1000	0.0158	0.0200	-21.0	50.0
Vinyl chloride	Ave	0.3853	0.3337		0.0173	0.0200	-13.4	20.0
Bromomethane	Lin1		0.2262		0.0176	0.0200	-12.0	50.0
Chloroethane	Ave	0.2533	0.2143		0.0169	0.0200	-15.4	50.0
Trichlorofluoromethane	Lin1		0.4343		0.0202	0.0200	1.0	50.0
Acrolein	Ave	0.0333	0.0265		0.159	0.200	-20.3	50.0
1,1-Dichloroethene	Ave	0.3989	0.3633		0.0182	0.0200	-8.9	20.0
1,1,2-Trichloro-1,2,2-trichfluoroethane	Lin1		0.2334		0.0199	0.0200	-0.5	50.0
Acetone	Lin1		0.0523		0.0282	0.0400	-29.5	50.0
Iodomethane	Ave	0.4294	0.4131		0.0192	0.0200	-3.8	50.0
Carbon disulfide	Ave	0.8938	0.7306		0.0163	0.0200	-18.3	50.0
Acetonitrile	Lin1		0.0254		0.144	0.200	-27.8	50.0
Methyl acetate	Lin1		0.1387		0.0313	0.0400	-21.8	50.0
Methylene Chloride	Lin		0.3207		0.0178	0.0200	-11.0	50.0
tert-Butyl alcohol	Lin1		0.0148		0.310	0.400	-22.5	50.0
Acrylonitrile	Lin1		0.0727		0.0332	0.0400	-17.0	50.0
Methyl tert-butyl ether	Ave	0.7335	0.6253		0.0170	0.0200	-14.8	50.0
trans-1,2-Dichloroethene	Ave	0.3366	0.3093		0.0184	0.0200	-8.1	50.0
Hexane	Ave	0.1825	0.1945		0.0213	0.0200	6.6	20.0
1,1-Dichloroethane	Ave	0.4215	0.4021	0.1000	0.0191	0.0200	-4.6	50.0
Vinyl acetate	Ave	0.0488	0.0360		0.0148	0.0200	-26.2	50.0
2,2-Dichloropropane	Ave	0.2468	0.1836		0.0149	0.0200	-25.6	50.0
2-Butanone	Ave	0.0265	0.0234		0.0352	0.0400	-12.0	50.0
cis-1,2-Dichloroethene	Ave	0.3671	0.3431		0.0187	0.0200	-6.5	50.0
Bromochloromethane	Ave	0.2057	0.1924		0.0187	0.0200	-6.4	50.0
Tetrahydrofuran	Lin1		0.0526		0.0168	0.0200	-16.0	50.0
Chloroform	Ave	0.4445	0.4220		0.0190	0.0200	-5.1	20.0
1,1,1-Trichloroethane	Ave	0.3268	0.2944		0.0180	0.0200	-9.9	50.0
Cyclohexane	Ave	0.2760	0.3068		0.0222	0.0200	11.2	50.0
1,1-Dichloropropene	Ave	0.3112	0.3306		0.0213	0.0200	6.3	50.0
Carbon tetrachloride	Ave	0.2360	0.2051		0.0174	0.0200	-13.1	50.0
Benzene	Ave	1.080	1.040		0.0193	0.0200	-3.7	50.0
1,2-Dichloroethane	Ave	0.3313	0.3194		0.0193	0.0200	-3.6	50.0
Trichloroethene	Ave	0.2639	0.2799		0.0212	0.0200	6.1	50.0
Methylcyclohexane	Ave	0.1863	0.1886		0.0202	0.0200	1.2	50.0
1,2-Dichloropropane	Ave	0.2477	0.2416		0.0195	0.0200	-2.5	20.0
1,4-Dioxane	Ave	0.0028	0.0027		0.977	1.00	-2.3	50.0
Dibromomethane	Ave	0.1593	0.1688		0.0212	0.0200	6.0	50.0
Bromodichloromethane	Ave	0.2970	0.2792		0.0188	0.0200	-6.0	50.0

FORM VII
GC/MS VOA CONTINUING CALIBRATION DATA

Lab Name: TestAmerica North Canton Job No.: 240-321-1

SDG No.:

Lab Sample ID: CCVIS 240-3295/2 Calibration Date: 06/01/2011 20:56

Instrument ID: A3UX12 Calib Start Date: 04/08/2011 13:03

GC Column: DB-624 ID: 0.18(mm) Calib End Date: 04/08/2011 15:05

Lab File ID: UX128742.D Conc. Units: ng/uL Heated Purge: (Y/N) N

ANALYTE	CURVE TYPE	AVE RRF	RRF	MIN RRF	CALC AMOUNT	SPIKE AMOUNT	%D	MAX %D
2-Chloroethyl vinyl ether	Ave	0.1263	0.1043		0.0330	0.0400	-17.4	50.0
cis-1,3-Dichloropropene	Ave	0.3869	0.3320		0.0172	0.0200	-14.2	50.0
4-Methyl-2-pentanone	Ave	0.2151	0.1606		0.0299	0.0400	-25.3	50.0
Toluene	Ave	1.477	1.443		0.0195	0.0200	-2.3	20.0
trans-1,3-Dichloropropene	Ave	0.4663	0.3513		0.0151	0.0200	-24.7	50.0
Ethyl methacrylate	Ave	0.4050	0.2978		0.0147	0.0200	-26.5	50.0
1,1,2-Trichloroethane	Ave	0.2944	0.2970		0.0202	0.0200	0.9	50.0
Tetrachloroethene	Ave	0.2928	0.3175		0.0217	0.0200	8.4	50.0
1,3-Dichloropropane	Ave	0.5517	0.5268		0.0191	0.0200	-4.5	50.0
2-Hexanone	Ave	0.1898	0.1420		0.0299	0.0400	-25.2	50.0
Dibromochloromethane	Ave	0.2460	0.2242		0.0182	0.0200	-8.9	50.0
1,2-Dibromoethane	Ave	0.2958	0.2936		0.0198	0.0200	-0.8	50.0
Chlorobenzene	Ave	0.9517	0.996	0.3000	0.0209	0.0200	4.7	50.0
1,1,1,2-Tetrachloroethane	Ave	0.2904	0.2616		0.0180	0.0200	-9.9	50.0
Ethylbenzene	Ave	0.4841	0.4838		0.0200	0.0200	-0.0	20.0
m-Xylene & p-Xylene	Ave	0.5807	0.6102		0.0420	0.0400	5.1	50.0
o-Xylene	Ave	0.5947	0.6046		0.0203	0.0200	1.7	50.0
Styrene	Ave	1.076	1.098		0.0204	0.0200	2.1	50.0
Bromoform	Ave	0.1541	0.1204	0.1000	0.0156	0.0200	-21.9	50.0
Isopropylbenzene	Ave	1.285	1.356		0.0211	0.0200	5.5	50.0
1,1,2,2-Tetrachloroethane	Ave	0.8527	0.7068	0.3000	0.0166	0.0200	-17.1	50.0
Bromobenzene	Ave	0.8682	0.8371		0.0193	0.0200	-3.6	50.0
1,2,3-Trichloropropane	Ave	0.3122	0.2728		0.0175	0.0200	-12.6	50.0
trans-1,4-Dichloro-2-butene	Ave	0.2064	0.1265		0.0123	0.0200	-38.7	50.0
n-Propylbenzene	Ave	0.7035	0.6887		0.0196	0.0200	-2.1	50.0
2-Chlorotoluene	Ave	0.7488	0.6670		0.0178	0.0200	-10.9	50.0
1,3,5-Trimethylbenzene	Ave	2.289	2.075		0.0181	0.0200	-9.4	50.0
4-Chlorotoluene	Ave	0.7885	0.7237		0.0184	0.0200	-8.2	50.0
tert-Butylbenzene	Ave	1.943	1.812		0.0187	0.0200	-6.7	50.0
1,2,4-Trimethylbenzene	Ave	2.508	2.204		0.0176	0.0200	-12.1	50.0
sec-Butylbenzene	Ave	2.777	2.459		0.0177	0.0200	-11.5	50.0
1,3-Dichlorobenzene	Ave	1.534	1.461		0.0190	0.0200	-4.8	50.0
p-Isopropyltoluene	Ave	2.361	2.137		0.0181	0.0200	-9.5	50.0
1,4-Dichlorobenzene	Ave	1.650	1.552		0.0188	0.0200	-5.9	50.0
n-Butylbenzene	Ave	2.120	1.736		0.0164	0.0200	-18.1	50.0
1,2-Dichlorobenzene	Ave	1.526	1.443		0.0189	0.0200	-5.5	50.0
1,2-Dibromo-3-Chloropropane	Ave	0.1285	0.1021		0.0159	0.0200	-20.6	50.0
1,3,5-Trichlorobenzene	Lin1		0.8424		0.0202	0.0200	1.0	50.0
1,2,4-Trichlorobenzene	Lin1		0.7670		0.0215	0.0200	7.5	50.0
Hexachlorobutadiene	Lin1		0.3372		0.0201	0.0200	0.5	50.0
Naphthalene	Lin1		1.962		0.0212	0.0200	6.0	50.0

FORM VII
GC/MS VOA CONTINUING CALIBRATION DATA

Lab Name: TestAmerica North Canton Job No.: 240-321-1

SDG No.:

Lab Sample ID: CCVIS 240-3295/2 Calibration Date: 06/01/2011 20:56

Instrument ID: A3UX12 Calib Start Date: 04/08/2011 13:03

GC Column: DB-624 ID: 0.18(mm) Calib End Date: 04/08/2011 15:05

Lab File ID: UX128742.D Conc. Units: ng/uL Heated Purge: (Y/N) N

ANALYTE	CURVE TYPE	AVE RRF	RRF	MIN RRF	CALC AMOUNT	SPIKE AMOUNT	%D	MAX %D
1,2,3-Trichlorobenzene	Qua		0.6859		0.0201	0.0200	0.5	50.0
Dibromofluoromethane (Surr)	Ave	0.2248	0.2289		0.0204	0.0200	1.9	50.0
1,2-Dichloroethane-d4 (Surr)	Ave	0.2827	0.2621		0.0185	0.0200	-7.3	50.0
Toluene-d8 (Surr)	Ave	1.172	1.168		0.0199	0.0200	-0.3	50.0
4-Bromofluorobenzene (Surr)	Ave	0.4851	0.4276		0.0176	0.0200	-11.9	50.0

FORM VII
GC/MS VOA CONTINUING CALIBRATION DATA

Lab Name: TestAmerica North Canton Job No.: 240-321-1

SDG No.:

Lab Sample ID: CCV 240-3295/3 Calibration Date: 06/01/2011 21:21

Instrument ID: A3UX12 Calib Start Date: 04/08/2011 17:46

GC Column: DB-624 ID: 0.18(mm) Calib End Date: 04/08/2011 19:53

Lab File ID: UX128743.D Conc. Units: ng/uL Heated Purge: (Y/N) N

ANALYTE	CURVE TYPE	AVE RRF	RRF	MIN RRF	CALC AMOUNT	SPIKE AMOUNT	%D	MAX %D
Dichlorofluoromethane	Ave	0.5828	0.5068		0.0174	0.0200	-13.0	50.0
Ethyl ether	Ave	0.2096	0.1755		0.0167	0.0200	-16.3	50.0
3-Chloro-1-propene	Ave	0.1301	0.1169		0.0180	0.0200	-10.1	50.0
Diisopropyl ether	Ave	0.2238	0.2189		0.0978	0.100	-2.2	50.0
2-Chloro-1,3-butadiene	Ave	0.3446	0.3257		0.0189	0.0200	-5.5	50.0
Ethyl-t-butyl ether (ETBE)	Ave	0.6570	0.5621		0.0171	0.0200	-14.4	50.0
Ethyl acetate	Lin1		0.1503		0.0306	0.0400	-23.5	50.0
Propionitrile	Ave	0.0299	0.0276		0.0370	0.0400	-7.5	50.0
Methacrylonitrile	Ave	0.1444	0.1168		0.0162	0.0200	-19.2	50.0
Isobutyl alcohol	Ave	0.0080	0.0018		0.0879	0.400	-78.0*	50.0
Tert-amyl-methyl ether (TAME)	Ave	0.5903	0.5317		0.0180	0.0200	-9.9	50.0
n-Butanol	Lin1		0.0014		0.0782	0.400	-80.5*	50.0
Methyl methacrylate	Ave	0.1948	0.1390		0.0143	0.0200	-28.6	50.0
2-Nitropropane	Lin1		0.0073		0.0144	0.0400	-64.0*	50.0
Cyclohexanone	Ave	0.0696	0.0541		0.156	0.200	-22.2	50.0
1,2,3-Trimethylbenzene	Ave	2.494	2.224		0.0178	0.0200	-10.8	50.0
2-Methylnaphthalene	Lin		0.6987		0.0281	0.0400	-29.8	50.0

FORM V
GC/MS VOA INSTRUMENT PERFORMANCE CHECK
BROMOFLUOROBENZENE (BFB)

Lab Name: TestAmerica North Canton Job No.: 240-321-1

SDG No.:

Lab File ID: BFB663.D BFB Injection Date: 05/27/2011

Instrument ID: A3UX15 BFB Injection Time: 13:11

Analysis Batch No.: 2892

M/E	ION ABUNDANCE CRITERIA	% RELATIVE ABUNDANCE	
50	15.0 - 40.0 % of mass 95	33.0	
75	30.0 - 60.0 % of mass 95	53.6	
95	Base Peak, 100% relative abundance	100.0	
96	5.0 - 9.0 % of mass 95	7.0	
173	Less than 2.0 % of mass 174	0.8	(1.0)1
174	50.0 - 120.00 % of mass 95	81.3	
175	5.0 - 9.0 % of mass 174	5.9	(7.2)1
176	95.0 - 101.0 % of mass 174	78.5	(96.6)1
177	5.0 - 9.0 % of mass 176	5.1	(6.5)2

1-Value is % mass 174 2-Value is % mass 176

THIS CHECK APPLIES TO THE FOLLOWING SAMPLES, MS, MSD, BLANKS AND STANDARDS:

CLIENT SAMPLE ID	LAB SAMPLE ID	LAB FILE ID	DATE ANALYZED	TIME ANALYZED
	STD8260 240-2892/2	UXC5668.D	05/27/2011	14:24
	STD8260 240-2892/3	UXC5669.D	05/27/2011	14:47
	STD8260 240-2892/4	UXC5670.D	05/27/2011	15:10
	STD8260 240-2892/5	UXC5671.D	05/27/2011	15:32
	STD8260 240-2892/6	UXC5672.D	05/27/2011	15:55
	STD8260 240-2892/7	UXC5673.D	05/27/2011	16:18
	STD1 240-2892/8	UXC5674.D	05/27/2011	16:40
	STD2 240-2892/9	UXC5675.D	05/27/2011	17:02
	STD3 240-2892/10	UXC5676.D	05/27/2011	17:24
	STD4 240-2892/11	UXC5677.D	05/27/2011	17:46
	STD5 240-2892/12	UXC5678.D	05/27/2011	18:08
	STD6 240-2892/13	UXC5679.D	05/27/2011	18:31
	ICV 240-2892/14	UXC5680.D	05/27/2011	18:53

FORM VI
GC/MS VOA INITIAL CALIBRATION DATA
INTERNAL STANDARD RESPONSE AND CONCENTRATION

Lab Name: TestAmerica North Canton Job No.: 240-321-1 Analy Batch No.: 2892

SDG No.:

Instrument ID: A3UX15 GC Column: DB-624 ID: 0.18(mm) Heated Purge: (Y/N) N

Calibration Start Date: 05/27/2011 14:24 Calibration End Date: 05/27/2011 16:18 Calibration ID: 1187

Calibration Files:

LEVEL:	LAB SAMPLE ID:	LAB FILE ID:
Level 1	STD8260 240-2892/7	UXC5673.D
Level 2	STD8260 240-2892/6	UXC5672.D
Level 3	STD8260 240-2892/5	UXC5671.D
Level 4	STD8260 240-2892/4	UXC5670.D
Level 5	STD8260 240-2892/3	UXC5669.D
Level 6	STD8260 240-2892/2	UXC5668.D

ANALYTE	IS REF	CURVE TYPE	RESPONSE					CONCENTRATION (UG/L)				
			LVL 1 LVL 6	LVL 2	LVL 3	LVL 4	LVL 5	LVL 1 LVL 6	LVL 2	LVL 3	LVL 4	LVL 5
Dichlorodifluoromethane	FB	Ave	33532 1514315	74148	186893	374876	750778	1.00 40.0	2.00	5.00	10.0	20.0
Chloromethane	FB	Ave	102370 3775642	195918	458366	933505	1889182	1.00 40.0	2.00	5.00	10.0	20.0
Vinyl chloride	FB	Ave	70301 2666453	137611	323804	649480	1313082	1.00 40.0	2.00	5.00	10.0	20.0
Bromomethane	FB	Ave	23601 872456	48039	122462	237825	495233	1.00 40.0	2.00	5.00	10.0	20.0
Chloroethane	FB	Ave	38847 1525349	76539	193942	381530	780379	1.00 40.0	2.00	5.00	10.0	20.0
Trichlorofluoromethane	FB	Ave	52706 2517319	121375	296926	611788	1273178	1.00 40.0	2.00	5.00	10.0	20.0
Acrolein	FB	Ave	60661 3785738	134247	395025	776108	1666186	10.0 400	20.0	50.0	100	200
1,1-Dichloroethene	FB	Ave	38817 1743430	78374	190767	394147	791448	1.00 40.0	2.00	5.00	10.0	20.0
1,1,2-Trichloro-1,2,2-trichfluoroethane	FB	Ave	30443 1309277	55954	145329	311765	598823	1.00 40.0	2.00	5.00	10.0	20.0
Acetone	FB	Qua	52386 1680013	86272	235391	339067	639238	2.00 80.0	4.00	10.0	20.0	40.0
Iodomethane	FB	Ave	78909 3566156	155949	396425	786864	1575894	1.00 40.0	2.00	5.00	10.0	20.0
Carbon disulfide	FB	Ave	103895 5749230	221840	557862	1158561	2446770	1.00 40.0	2.00	5.00	10.0	20.0
Acetonitrile	FB	Qua	38999 2784735	69853	338160	418336	841938	10.0 400	20.0	50.0	100	200
Methyl acetate	FB	Ave	105292 4996616	205151	556157	1070050	2115463	2.00 80.0	4.00	10.0	20.0	40.0
Methylene Chloride	FB	Lin1	92131 2205299	141953	296745	537936	1013216	1.00 40.0	2.00	5.00	10.0	20.0
tert-Butyl alcohol	FB	Qua	39191 2514348	74180	312739	418782	833668	20.0 800	40.0	100	200	400

FORM VI
GC/MS VOA INITIAL CALIBRATION DATA
INTERNAL STANDARD RESPONSE AND CONCENTRATION

Lab Name: TestAmerica North Canton Job No.: 240-321-1 Analy Batch No.: 2892

SDG No.:

Instrument ID: A3UX15 GC Column: DB-624 ID: 0.18(mm) Heated Purge: (Y/N) N

Calibration Start Date: 05/27/2011 14:24 Calibration End Date: 05/27/2011 16:18 Calibration ID: 1187

ANALYTE	IS REF	CURVE TYPE	RESPONSE					CONCENTRATION (UG/L)				
			LVL 1 LVL 6	LVL 2	LVL 3	LVL 4	LVL 5	LVL 1 LVL 6	LVL 2	LVL 3	LVL 4	LVL 5
Acrylonitrile	FB	Ave	47949 2365521	90943	261031	485522	996882	2.00 80.0	4.00	10.0	20.0	40.0
trans-1,2-Dichloroethene	FB	Ave	45217 2180845	92824	248189	486019	971597	1.00 40.0	2.00	5.00	10.0	20.0
Methyl tert-butyl ether	FB	Ave	103837 5300852	213573	577235	1141149	2344881	1.00 40.0	2.00	5.00	10.0	20.0
Hexane	FB	Ave	9097 437278	16925	40441	96574	170155	1.00 40.0	2.00	5.00	10.0	20.0
1,1-Dichloroethane	FB	Ave	107244 4927118	213130	548690	1085074	2183731	1.00 40.0	2.00	5.00	10.0	20.0
Vinyl acetate	FB	Ave	4519 256928	7749	27909	53401	108875	1.00 40.0	2.00	5.00	10.0	20.0
2,2-Dichloropropane	FB	Ave	40303 2061339	80875	216391	453440	927519	1.00 40.0	2.00	5.00	10.0	20.0
cis-1,2-Dichloroethene	FB	Ave	53100 2371969	106177	260316	533962	1071235	1.00 40.0	2.00	5.00	10.0	20.0
2-Butanone	FB	Ave	60995 2590121	103808	291484	530403	1062260	2.00 80.0	4.00	10.0	20.0	40.0
Bromochloromethane	FB	Ave	27068 1189718	49369	133471	269835	530453	1.00 40.0	2.00	5.00	10.0	20.0
Tetrahydrofuran	FB	Ave	17563 849819	31378	92828	168621	347894	1.00 40.0	2.00	5.00	10.0	20.0
Chloroform	FB	Ave	86685 3936069	176933	446404	884088	1771404	1.00 40.0	2.00	5.00	10.0	20.0
1,1,1-Trichloroethane	FB	Ave	58129 3141845	124574	330856	681972	1390486	1.00 40.0	2.00	5.00	10.0	20.0
Cyclohexane	FB	Ave	114582 5320899	210580	566409	1167951	2275312	1.00 40.0	2.00	5.00	10.0	20.0
1,1-Dichloropropene	FB	Ave	62354 2984425	122133	326747	651168	1309887	1.00 40.0	2.00	5.00	10.0	20.0
Carbon tetrachloride	FB	Ave	52250 2885494	112900	285293	596045	1264212	1.00 40.0	2.00	5.00	10.0	20.0
Benzene	FB	Ave	191394 8747271	390517	959034	1889230	3819339	1.00 40.0	2.00	5.00	10.0	20.0
1,2-Dichloroethane	FB	Ave	92295 4077445	185930	469576	913409	1801257	1.00 40.0	2.00	5.00	10.0	20.0
Trichloroethene	FB	Ave	53784 2357591	102825	258839	517482	1033568	1.00 40.0	2.00	5.00	10.0	20.0
Methylcyclohexane	FB	Ave	57354 3094045	117037	320555	644350	1309700	1.00 40.0	2.00	5.00	10.0	20.0
1,2-Dichloropropane	FB	Ave	55609 2587558	106554	280004	535540	1102296	1.00 40.0	2.00	5.00	10.0	20.0

FORM VI
GC/MS VOA INITIAL CALIBRATION DATA
INTERNAL STANDARD RESPONSE AND CONCENTRATION

Lab Name: TestAmerica North Canton Job No.: 240-321-1 Analy Batch No.: 2892

SDG No.:

Instrument ID: A3UX15 GC Column: DB-624 ID: 0.18(mm) Heated Purge: (Y/N) N

Calibration Start Date: 05/27/2011 14:24 Calibration End Date: 05/27/2011 16:18 Calibration ID: 1187

ANALYTE	IS REF	CURVE TYPE	RESPONSE					CONCENTRATION (UG/L)				
			LVL 1 LVL 6	LVL 2	LVL 3	LVL 4	LVL 5	LVL 1 LVL 6	LVL 2	LVL 3	LVL 4	LVL 5
Dibromomethane	FB	Ave	27195 1196443	49138	132588	270616	534128	1.00 40.0	2.00	5.00	10.0	20.0
1,4-Dioxane	FB	Ave	7447 471251	23417	56749	91527	223310	50.0 2000	100	250	500	1000
Bromodichloromethane	FB	Ave	47542 2652064	92114	254549	533998	1116529	1.00 40.0	2.00	5.00	10.0	20.0
2-Chloroethyl vinyl ether	FB	Ave	45328 2454001	85454	245283	457215	1012269	2.00 80.0	4.00	10.0	20.0	40.0
cis-1,3-Dichloropropene	FB	Ave	43537 2857623	89134	257996	535699	1164509	1.00 40.0	2.00	5.00	10.0	20.0
4-Methyl-2-pentanone	FB	Ave	87593 5044068	185179	502163	1026571	2096231	2.00 80.0	4.00	10.0	20.0	40.0
Toluene	CBZ	Ave	187676 9326582	375641	985175	1938901	3936400	1.00 40.0	2.00	5.00	10.0	20.0
trans-1,3-Dichloropropene	CBZ	Ave	32798 2316220	72744	206041	429979	919633	1.00 40.0	2.00	5.00	10.0	20.0
Ethyl methacrylate	CBZ	Ave	31649 1981619	64665	187154	401759	830006	1.00 40.0	2.00	5.00	10.0	20.0
1,1,2-Trichloroethane	CBZ	Ave	34337 1500101	68533	168386	328068	649470	1.00 40.0	2.00	5.00	10.0	20.0
Tetrachloroethene	CBZ	Ave	39452 1660986	72535	185421	371694	728331	1.00 40.0	2.00	5.00	10.0	20.0
1,3-Dichloropropane	CBZ	Ave	57595 2626527	115351	299330	566841	1142848	1.00 40.0	2.00	5.00	10.0	20.0
2-Hexanone	CBZ	Ave	61915 3064090	126774	319716	637094	1296228	2.00 80.0	4.00	10.0	20.0	40.0
Dibromochloromethane	CBZ	Ave	28347 1838484	59946	167549	346765	742748	1.00 40.0	2.00	5.00	10.0	20.0
1,2-Dibromoethane	CBZ	Ave	31566 1490004	62621	166180	314176	636854	1.00 40.0	2.00	5.00	10.0	20.0
Chlorobenzene	CBZ	Ave	131360 5870582	253907	664604	1242451	2516669	1.00 40.0	2.00	5.00	10.0	20.0
1,1,1,2-Tetrachloroethane	CBZ	Ave	34964 2087193	75763	209539	424807	889595	1.00 40.0	2.00	5.00	10.0	20.0
Ethylbenzene	CBZ	Ave	59565 3118032	124221	348992	674316	1355747	1.00 40.0	2.00	5.00	10.0	20.0
m-Xylene & p-Xylene	CBZ	Ave	309570 14371837	638611	1764694	3396100	6874422	2.00 80.0	4.00	10.0	20.0	40.0
o-Xylene	CBZ	Ave	74074 3851585	154807	422066	822467	1658646	1.00 40.0	2.00	5.00	10.0	20.0
Styrene	CBZ	Ave	115277 6451538	240292	679765	1318498	2734127	1.00 40.0	2.00	5.00	10.0	20.0

FORM VI
GC/MS VOA INITIAL CALIBRATION DATA
INTERNAL STANDARD RESPONSE AND CONCENTRATION

Lab Name: TestAmerica North Canton Job No.: 240-321-1 Analy Batch No.: 2892

SDG No.:

Instrument ID: A3UX15 GC Column: DB-624 ID: 0.18(mm) Heated Purge: (Y/N) N

Calibration Start Date: 05/27/2011 14:24 Calibration End Date: 05/27/2011 16:18 Calibration ID: 1187

ANALYTE	IS REF	CURVE TYPE	RESPONSE					CONCENTRATION (UG/L)				
			LVL 1 LVL 6	LVL 2	LVL 3	LVL 4	LVL 5	LVL 1 LVL 6	LVL 2	LVL 3	LVL 4	LVL 5
Bromoform	CBZ	Ave	14408 925984	28280	82333	168942	362918	1.00 40.0	2.00	5.00	10.0	20.0
Isopropylbenzene	CBZ	Ave	186726 10205517	372259	1073962	2084011	4292014	1.00 40.0	2.00	5.00	10.0	20.0
Bromobenzene	DCB	Ave	48944 2287768	99882	270663	496176	1030258	1.00 40.0	2.00	5.00	10.0	20.0
1,1,2,2-Tetrachloroethane	DCB	Ave	39536 1826337	75646	205980	392345	812034	1.00 40.0	2.00	5.00	10.0	20.0
1,2,3-Trichloropropane	DCB	Ave	13212 613451	26217	78512	147121	271088	1.00 40.0	2.00	5.00	10.0	20.0
trans-1,4-Dichloro-2-butene	DCB	Ave	13567 822657	28480	82540	161037	339290	1.00 40.0	2.00	5.00	10.0	20.0
n-Propylbenzene	DCB	Ave	46184 2571988	102873	301473	556287	1108796	1.00 40.0	2.00	5.00	10.0	20.0
2-Chlorotoluene	DCB	Ave	47560 2333249	97472	272748	518511	1026386	1.00 40.0	2.00	5.00	10.0	20.0
1,3,5-Trimethylbenzene	DCB	Ave	142538 8366683	309401	921098	1717991	3445811	1.00 40.0	2.00	5.00	10.0	20.0
4-Chlorotoluene	DCB	Ave	163707 8092055	337730	920949	1743125	3455584	1.00 40.0	2.00	5.00	10.0	20.0
tert-Butylbenzene	DCB	Ave	125725 7111008	251233	766871	1437823	2943261	1.00 40.0	2.00	5.00	10.0	20.0
1,2,4-Trimethylbenzene	DCB	Ave	149257 8459573	308178	955303	1744688	3555698	1.00 40.0	2.00	5.00	10.0	20.0
sec-Butylbenzene	DCB	Ave	167256 9660571	340990	1091464	1938948	3913590	1.00 40.0	2.00	5.00	10.0	20.0
1,3-Dichlorobenzene	DCB	Ave	104190 4608756	203138	566722	1004579	2010780	1.00 40.0	2.00	5.00	10.0	20.0
p-Isopropyltoluene	DCB	Ave	135700 8366523	295896	936181	1681455	3408339	1.00 40.0	2.00	5.00	10.0	20.0
1,4-Dichlorobenzene	DCB	Ave	110549 4755855	216463	592827	1058250	2074498	1.00 40.0	2.00	5.00	10.0	20.0
1,2-Dichlorobenzene	DCB	Ave	105003 4356961	183886	559400	959872	1891086	1.00 40.0	2.00	5.00	10.0	20.0
n-Butylbenzene	DCB	Ave	112971 6977901	244525	786911	1394813	2813366	1.00 40.0	2.00	5.00	10.0	20.0
1,2-Dibromo-3-Chloropropane	DCB	Ave	5001 293670	10668	33416	60196	125553	1.00 40.0	2.00	5.00	10.0	20.0
1,3,5-Trichlorobenzene	DCB	Ave	52111 2469154	106559	353620	552821	1107934	1.00 40.0	2.00	5.00	10.0	20.0
1,2,4-Trichlorobenzene	DCB	Ave	45208 2077467	87158	314225	473757	936155	1.00 40.0	2.00	5.00	10.0	20.0

FORM VI
GC/MS VOA INITIAL CALIBRATION DATA
INTERNAL STANDARD RESPONSE AND CONCENTRATION

Lab Name: TestAmerica North Canton Job No.: 240-321-1 Analy Batch No.: 2892

SDG No.:

Instrument ID: A3UX15 GC Column: DB-624 ID: 0.18(mm) Heated Purge: (Y/N) N

Calibration Start Date: 05/27/2011 14:24 Calibration End Date: 05/27/2011 16:18 Calibration ID: 1187

ANALYTE	IS REF	CURVE TYPE	RESPONSE					CONCENTRATION (UG/L)				
			LVL 1 LVL 6	LVL 2	LVL 3	LVL 4	LVL 5	LVL 1 LVL 6	LVL 2	LVL 3	LVL 4	LVL 5
Hexachlorobutadiene	DCB	Ave	17626 698877	36178	116835	176345	333487	1.00 40.0	2.00	5.00	10.0	20.0
Naphthalene	DCB	Lin1	78915 5163766	171171	717318	1172588	2371105	1.00 40.0	2.00	5.00	10.0	20.0
1,2,3-Trichlorobenzene	DCB	Ave	40590 1646357	79573	281206	424517	834047	1.00 40.0	2.00	5.00	10.0	20.0
Dibromofluoromethane (Surr)	FB	Ave	44310 2142598	91216	238520	466764	974255	1.00 40.0	2.00	5.00	10.0	20.0
1,2-Dichloroethane-d4 (Surr)	FB	Ave	62682 2951079	128381	331885	652537	1323812	1.00 40.0	2.00	5.00	10.0	20.0
Toluene-d8 (Surr)	CBZ	Ave	144426 7647910	297379	787434	1572362	3306801	1.00 40.0	2.00	5.00	10.0	20.0
4-Bromofluorobenzene (Surr)	CBZ	Ave	52387 2495881	111054	287513	546677	1145124	1.00 40.0	2.00	5.00	10.0	20.0

Curve Type Legend:
Ave = Average ISTD
Lin1 = Linear 1/conc ISTD
Qua = Quadratic ISTD

FORM VI
GC/MS VOA INITIAL CALIBRATION DATA
INTERNAL STANDARD CURVE EVALUTION

Lab Name: TestAmerica North Canton Job No.: 240-321-1 Analy Batch No.: 2892

SDG No.:

Instrument ID: A3UX15 GC Column: DB-624 ID: 0.18(mm) Heated Purge: (Y/N) N

Calibration Start Date: 05/27/2011 14:24 Calibration End Date: 05/27/2011 16:18 Calibration ID: 1187

Calibration Files:

LEVEL:	LAB SAMPLE ID:	LAB FILE ID:
Level 1	STD8260 240-2892/7	UXC5673.D
Level 2	STD8260 240-2892/6	UXC5672.D
Level 3	STD8260 240-2892/5	UXC5671.D
Level 4	STD8260 240-2892/4	UXC5670.D
Level 5	STD8260 240-2892/3	UXC5669.D
Level 6	STD8260 240-2892/2	UXC5668.D

ANALYTE	RRF					CURVE TYPE	COEFFICIENT			#	MIN RRF	%RSD	#	MAX %RSD	R^2 OR COD	#	MIN R^2 OR COD
	LVL 1	LVL 2	LVL 3	LVL 4	LVL 5		B	M1	M2								
	LVL 6																
Dichlorodifluoromethane	0.2302	0.2534	0.2494	0.2558	0.2502	Ave		0.2442				5.2		15.0			
	0.2261																
Chloromethane	0.7029	0.6696	0.6117	0.6369	0.6295	Ave		0.6357			0.1000	7.5		15.0			
	0.5638																
Vinyl chloride	0.4827	0.4703	0.4321	0.4431	0.4376	Ave		0.4440				6.7		15.0			
	0.3982																
Bromomethane	0.1620	0.1642	0.1634	0.1623	0.1650	Ave		0.1579				8.6		15.0			
	0.1303																
Chloroethane	0.2667	0.2616	0.2588	0.2603	0.2601	Ave		0.2559				5.5		15.0			
	0.2278																
Trichlorofluoromethane	0.3619	0.4148	0.3963	0.4174	0.4243	Ave		0.3984				6.3		15.0			
	0.3759																
Acrolein	0.0416	0.0459	0.0527	0.0530	0.0555	Ave		0.0509				12.0		15.0			
	0.0565																
1,1-Dichloroethene	0.2665	0.2679	0.2546	0.2689	0.2637	Ave		0.2637				2.1		15.0			
	0.2603																
1,1,2-Trichloro-1,2,2-trichfluoroethane	0.2090	0.1912	0.1939	0.2127	0.1996	Ave		0.2003				4.3		15.0			
	0.1955																
Acetone	0.1798	0.1474	0.1571	0.1157	0.1065	Qua	0.3604	0.0835	0.0005						0.9970		0.9900
	0.1254																
Iodomethane	0.5418	0.5330	0.5290	0.5369	0.5251	Ave		0.5331				1.1		15.0			
	0.5325																
Carbon disulfide	0.7133	0.7582	0.7445	0.7905	0.8154	Ave		0.7801				6.7		15.0			
	0.8585																
Acetonitrile	0.0268	0.0239	0.0451	0.0285	0.0281	Qua	0.4825	0.0154	0.0001						0.9940		0.9900
	0.0416																
Methyl acetate	0.3615	0.3506	0.3711	0.3651	0.3525	Ave		0.3623				2.6		15.0			
	0.3730																
Methylene Chloride	0.6326	0.4852	0.3960	0.3670	0.3376	Lin1	0.3234	0.3236							1.0000		0.9900
	0.3293																

Note: The ml coefficient is the same as Ave RRF for an Ave curve type.

FORM VI
GC/MS VOA INITIAL CALIBRATION DATA
INTERNAL STANDARD CURVE EVALUTION

Lab Name: TestAmerica North Canton Job No.: 240-321-1 Analy Batch No.: 2892

SDG No.:

Instrument ID: A3UX15 GC Column: DB-624 ID: 0.18(mm) Heated Purge: (Y/N) N

Calibration Start Date: 05/27/2011 14:24 Calibration End Date: 05/27/2011 16:18 Calibration ID: 1187

ANALYTE	RRF					CURVE TYPE	COEFFICIENT			#	MIN RRF	%RSD	#	MAX %RSD	R^2 OR COD	#	MIN R^2 OR COD
	LVL 1 LVL 6	LVL 2	LVL 3	LVL 4	LVL 5		B	M1	M2								
tert-Butyl alcohol	0.0135 0.0188	0.0127	0.0209	0.0143	0.0139	Qua	0.3750	0.0094	0						0.9950		0.9900
Acrylonitrile	0.1646 0.1766	0.1554	0.1742	0.1656	0.1661	Ave		0.1671				4.5		15.0			
trans-1,2-Dichloroethene	0.3105 0.3256	0.3172	0.3312	0.3316	0.3238	Ave		0.3233				2.5		15.0			
Methyl tert-butyl ether	0.7129 0.7915	0.7299	0.7703	0.7786	0.7814	Ave		0.7608				4.2		15.0			
Hexane	0.0625 0.0653	0.0578	0.0540	0.0659	0.0567	Ave		0.0604				8.1		15.0			
1,1-Dichloroethane	0.7363 0.7357	0.7284	0.7322	0.7404	0.7277	Ave		0.7335			0.1000	0.7		15.0			
Vinyl acetate	0.0310 0.0384	0.0265	0.0372	0.0364	0.0363	Ave		0.0343				13.0		15.0			
2,2-Dichloropropane	0.2767 0.3078	0.2764	0.2888	0.3094	0.3091	Ave		0.2947				5.4		15.0			
cis-1,2-Dichloroethene	0.3646 0.3542	0.3629	0.3474	0.3643	0.3570	Ave		0.3584				1.9		15.0			
2-Butanone	0.2094 0.1934	0.1774	0.1945	0.1809	0.1770	Ave		0.1888				6.7		15.0			
Bromochloromethane	0.1858 0.1776	0.1687	0.1781	0.1841	0.1768	Ave		0.1785				3.4		15.0			
Tetrahydrofuran	0.1206 0.1269	0.1072	0.1239	0.1151	0.1159	Ave		0.1183				6.0		15.0			
Chloroform	0.5952 0.5877	0.6047	0.5957	0.6032	0.5903	Ave		0.5961				1.1		15.0			
1,1,1-Trichloroethane	0.3991 0.4691	0.4258	0.4415	0.4653	0.4634	Ave		0.4440				6.2		15.0			
Cyclohexane	0.7867 0.7945	0.7197	0.7559	0.7969	0.7582	Ave		0.7687				3.9		15.0			
1,1-Dichloropropene	0.4281 0.4456	0.4174	0.4360	0.4443	0.4365	Ave		0.4347				2.4		15.0			
Carbon tetrachloride	0.3587 0.4309	0.3859	0.3807	0.4067	0.4213	Ave		0.3974				6.8		15.0			
Benzene	1.3141 1.3061	1.3347	1.2798	1.2890	1.2727	Ave		1.2994				1.8		15.0			
1,2-Dichloroethane	0.6337 0.6088	0.6355	0.6267	0.6232	0.6002	Ave		0.6214				2.3		15.0			
Trichloroethene	0.3693 0.3520	0.3514	0.3454	0.3531	0.3444	Ave		0.3526				2.5		15.0			

Note: The m1 coefficient is the same as Ave RRF for an Ave curve type.

FORM VI
GC/MS VOA INITIAL CALIBRATION DATA
INTERNAL STANDARD CURVE EVALUTION

Lab Name: TestAmerica North Canton Job No.: 240-321-1 Analy Batch No.: 2892

SDG No.:

Instrument ID: A3UX15 GC Column: DB-624 ID: 0.18(mm) Heated Purge: (Y/N) N

Calibration Start Date: 05/27/2011 14:24 Calibration End Date: 05/27/2011 16:18 Calibration ID: 1187

ANALYTE	RRF					CURVE TYPE	COEFFICIENT			#	MIN RRF	%RSD	#	MAX %RSD	R^2 OR COD	#	MIN R^2 OR COD
	LVL 1 LVL 6	LVL 2	LVL 3	LVL 4	LVL 5		B	M1	M2								
Methylcyclohexane	0.3938 0.4620	0.4000	0.4278	0.4396	0.4364	Ave		0.4266				6.0		15.0			
1,2-Dichloropropane	0.3818 0.3864	0.3642	0.3737	0.3654	0.3673	Ave		0.3731				2.5		15.0			
Dibromomethane	0.1867 0.1787	0.1679	0.1769	0.1846	0.1780	Ave		0.1788				3.7		15.0			
1,4-Dioxane	0.0010 0.0014	0.0016	0.0015	0.0012	0.0015	Ave		0.0014				15.0		15.0			
Bromodichloromethane	0.3264 0.3960	0.3148	0.3397	0.3643	0.3721	Ave		0.3522				8.7		15.0			
2-Chloroethyl vinyl ether	0.1556 0.1832	0.1460	0.1637	0.1560	0.1687	Ave		0.1622				7.9		15.0			
cis-1,3-Dichloropropene	0.2989 0.4267	0.3046	0.3443	0.3655	0.3881	Ave		0.3547				14.0		15.0			
4-Methyl-2-pentanone	0.3007 0.3766	0.3164	0.3351	0.3502	0.3493	Ave		0.3380				8.0		15.0			
Toluene	1.8461 1.9415	1.8376	1.8807	1.9030	1.8925	Ave		1.8836				2.0		15.0			
trans-1,3-Dichloropropene	0.3226 0.4822	0.3558	0.3933	0.4220	0.4421	Ave		0.4030				14.0		15.0			
Ethyl methacrylate	0.3113 0.4125	0.3163	0.3573	0.3943	0.3990	Ave		0.3651				12.0		15.0			
1,1,2-Trichloroethane	0.3378 0.3123	0.3352	0.3215	0.3220	0.3122	Ave		0.3235				3.4		15.0			
Tetrachloroethene	0.3881 0.3458	0.3548	0.3540	0.3648	0.3502	Ave		0.3596				4.3		15.0			
1,3-Dichloropropane	0.5665 0.5468	0.5643	0.5714	0.5563	0.5494	Ave		0.5591				1.8		15.0			
2-Hexanone	0.3045 0.3189	0.3101	0.3052	0.3126	0.3116	Ave		0.3105				1.7		15.0			
Dibromochloromethane	0.2788 0.3827	0.2932	0.3199	0.3403	0.3571	Ave		0.3287				12.0		15.0			
1,2-Dibromoethane	0.3105 0.3102	0.3063	0.3172	0.3084	0.3062	Ave		0.3098				1.3		15.0			
Chlorobenzene	1.2921 1.2221	1.2421	1.2687	1.2194	1.2099	Ave		1.2424			0.3000	2.6		15.0			
1,1,1,2-Tetrachloroethane	0.3439 0.4345	0.3706	0.4000	0.4169	0.4277	Ave		0.3989				8.9		15.0			
Ethylbenzene	0.5859 0.6491	0.6077	0.6662	0.6618	0.6518	Ave		0.6371				5.1		15.0			

Note: The m1 coefficient is the same as Ave RRF for an Ave curve type.

FORM VI
GC/MS VOA INITIAL CALIBRATION DATA
INTERNAL STANDARD CURVE EVALUTION

Lab Name: TestAmerica North Canton Job No.: 240-321-1 Analy Batch No.: 2892

SDG No.:

Instrument ID: A3UX15 GC Column: DB-624 ID: 0.18(mm) Heated Purge: (Y/N) N

Calibration Start Date: 05/27/2011 14:24 Calibration End Date: 05/27/2011 16:18 Calibration ID: 1187

ANALYTE	RRF					CURVE TYPE	COEFFICIENT			#	MIN RRF	%RSD	#	MAX %RSD	R^2 OR COD	#	MIN R^2 OR COD
	LVL 1	LVL 2	LVL 3	LVL 4	LVL 5		B	M1	M2								
	LVL 6																
m-Xylene & p-Xylene	1.5226	1.5620	1.6844	1.6666	1.6525	Ave		1.5973				5.1		15.0			
	1.4959																
o-Xylene	0.7286	0.7573	0.8057	0.8072	0.7974	Ave		0.7830				4.2		15.0			
	0.8018																
Styrene	1.1339	1.1755	1.2977	1.2941	1.3145	Ave		1.2598				6.7		15.0			
	1.3430																
Bromoform	0.1417	0.1383	0.1572	0.1658	0.1745	Ave		0.1617			0.1000	13.0		15.0			
	0.1928																
Isopropylbenzene	1.8368	1.8210	2.0502	2.0454	2.0634	Ave		1.9902				6.4		15.0			
	2.1245																
Bromobenzene	0.8758	0.8740	0.8487	0.8314	0.8654	Ave		0.8622				2.1		15.0			
	0.8778																
1,1,2,2-Tetrachloroethane	0.7074	0.6619	0.6459	0.6574	0.6821	Ave		0.6759			0.3000	3.7		15.0			
	0.7007																
1,2,3-Trichloropropane	0.2364	0.2294	0.2462	0.2465	0.2277	Ave		0.2369				3.4		15.0			
	0.2354																
trans-1,4-Dichloro-2-butene	0.2428	0.2492	0.2588	0.2698	0.2850	Ave		0.2702				9.9		15.0			
	0.3156																
n-Propylbenzene	0.8264	0.9001	0.9453	0.9322	0.9313	Ave		0.9204				5.9		15.0			
	0.9868																
2-Chlorotoluene	0.8510	0.8529	0.8552	0.8689	0.8621	Ave		0.8642				1.9		15.0			
	0.8952																
1,3,5-Trimethylbenzene	2.5505	2.7073	2.8882	2.8788	2.8944	Ave		2.8549				7.7		15.0			
	3.2102																
4-Chlorotoluene	2.9293	2.9552	2.8878	2.9209	2.9026	Ave		2.9501				2.7		15.0			
	3.1048																
tert-Butylbenzene	2.2496	2.1983	2.4046	2.4094	2.4722	Ave		2.4104				7.8		15.0			
	2.7284																
1,2,4-Trimethylbenzene	2.6707	2.6966	2.9955	2.9236	2.9867	Ave		2.9198				7.3		15.0			
	3.2458																
sec-Butylbenzene	2.9928	2.9837	3.4224	3.2491	3.2873	Ave		3.2737				8.3		15.0			
	3.7067																
1,3-Dichlorobenzene	1.8643	1.7775	1.7770	1.6834	1.6890	Ave		1.7599				3.8		15.0			
	1.7683																
p-Isopropyltoluene	2.4281	2.5891	2.9355	2.8176	2.8629	Ave		2.8072				9.7		15.0			
	3.2101																
1,4-Dichlorobenzene	1.9781	1.8941	1.8589	1.7733	1.7425	Ave		1.8453				4.6		15.0			
	1.8248																
1,2-Dichlorobenzene	1.8789	1.6090	1.7541	1.6085	1.5884	Ave		1.6851				6.7		15.0			
	1.6717																

Note: The m1 coefficient is the same as Ave RRF for an Ave curve type.

FORM VI
GC/MS VOA INITIAL CALIBRATION DATA
INTERNAL STANDARD CURVE EVALUTION

Lab Name: TestAmerica North Canton Job No.: 240-321-1 Analy Batch No.: 2892

SDG No.:

Instrument ID: A3UX15 GC Column: DB-624 ID: 0.18(mm) Heated Purge: (Y/N) N

Calibration Start Date: 05/27/2011 14:24 Calibration End Date: 05/27/2011 16:18 Calibration ID: 1187

ANALYTE	RRF					CURVE TYPE	COEFFICIENT			#	MIN RRF	%RSD	#	MAX %RSD	R^2 OR COD	#	MIN R^2 OR COD
	LVL 1 LVL 6	LVL 2	LVL 3	LVL 4	LVL 5		B	M1	M2								
n-Butylbenzene	2.0214 2.6773	2.1396	2.4675	2.3373	2.3631	Ave		2.3344				10.0		15.0			
1,2-Dibromo-3-Chloropropane	0.0895 0.1127	0.0933	0.1048	0.1009	0.1055	Ave		0.1011				8.4		15.0			
1,3,5-Trichlorobenzene	0.9324 0.9474	0.9324	1.1088	0.9264	0.9306	Ave		0.9630				7.5		15.0			
1,2,4-Trichlorobenzene	0.8089 0.7971	0.7626	0.9853	0.7939	0.7863	Ave		0.8224				9.9		15.0			
Hexachlorobutadiene	0.3154 0.2682	0.3166	0.3664	0.2955	0.2801	Ave		0.3070				11.0		15.0			
Naphthalene	1.4121 1.9813	1.4978	2.2493	1.9649	1.9916	Lin1	-0.551	2.0217							0.9970		0.9900
1,2,3-Trichlorobenzene	0.7263 0.6317	0.6963	0.8818	0.7114	0.7006	Ave		0.7247				12.0		15.0			
Dibromofluoromethane (Surr)	0.3042 0.3199	0.3118	0.3183	0.3185	0.3247	Ave		0.3162				2.3		15.0			
1,2-Dichloroethane-d4 (Surr)	0.4304 0.4407	0.4388	0.4429	0.4452	0.4411	Ave		0.4398				1.2		15.0			
Toluene-d8 (Surr)	1.4207 1.5921	1.4547	1.5032	1.5432	1.5898	Ave		1.5173				4.7		15.0			
4-Bromofluorobenzene (Surr)	0.5153 0.5196	0.5433	0.5489	0.5365	0.5505	Ave		0.5357				2.8		15.0			

Note: The m1 coefficient is the same as Ave RRF for an Ave curve type.

FORM VI
GC/MS VOA INITIAL CALIBRATION DATA
INTERNAL STANDARD RESPONSE AND CONCENTRATION

Lab Name: TestAmerica North Canton Job No.: 240-321-1 Analy Batch No.: 2892

SDG No.:

Instrument ID: A3UX15 GC Column: DB-624 ID: 0.18(mm) Heated Purge: (Y/N) N

Calibration Start Date: 05/27/2011 16:40 Calibration End Date: 05/27/2011 18:31 Calibration ID: 1189

Calibration Files:

LEVEL:	LAB SAMPLE ID:	LAB FILE ID:
Level 1	STD6 240-2892/13	UXC5679.D
Level 2	STD5 240-2892/12	UXC5678.D
Level 3	STD4 240-2892/11	UXC5677.D
Level 4	STD3 240-2892/10	UXC5676.D
Level 5	STD2 240-2892/9	UXC5675.D
Level 6	STD1 240-2892/8	UXC5674.D

ANALYTE	IS REF	CURVE TYPE	RESPONSE					CONCENTRATION (UG/L)				
			LVL 1 LVL 6	LVL 2	LVL 3	LVL 4	LVL 5	LVL 1 LVL 6	LVL 2	LVL 3	LVL 4	LVL 5
Dichlorofluoromethane	FB	Ave	72288 3297679	166754	399655	828131	1659718	1.00 40.0	2.00	5.00	10.0	20.0
Ethyl ether	FB	Ave	63505 2435289	121997	306672	599635	1229202	1.00 40.0	2.00	5.00	10.0	20.0
3-Chloro-1-propene	FB	Ave	18519 925050	36813	100046	213772	452640	1.00 40.0	2.00	5.00	10.0	20.0
Diisopropyl ether	FB	Ave	185928 8720476	381208	1001973	2067051	4303087	5.00 200	10.0	25.0	50.0	100
2-Chloro-1,3-butadiene	FB	Ave	105650 5301309	230854	589456	1195639	2583409	1.00 40.0	2.00	5.00	10.0	20.0
Ethyl-t-butyl ether (ETBE)	FB	Ave	147589 7276007	306063	802249	1644700	3548685	1.00 40.0	2.00	5.00	10.0	20.0
Ethyl acetate	FB	Ave	95754 4203993	189150	449942	955899	1941285	2.00 80.0	4.00	10.0	20.0	40.0
Propionitrile	FB	Lin1	10086 625548	22261	65133	120707	301861	2.00 80.0	4.00	10.0	20.0	40.0
Methacrylonitrile	FB	Ave	35922 1552776	67585	170465	356229	736079	1.00 40.0	2.00	5.00	10.0	20.0
Isobutyl alcohol	FB	Ave	22980 1014117	35935	109875	236493	494697	20.0 800	40.0	100	200	400
Tert-amyl-methyl ether (TAME)	FB	Ave	79324 3888958	155833	414194	879879	1876945	1.00 40.0	2.00	5.00	10.0	20.0
n-Heptane	FB	Ave	8336 365603	12362	39793	80909	182148	1.00 40.0	2.00	5.00	10.0	20.0
n-Butanol	FB	Lin1	14892 820461	26259	79999	205540	411697	20.0 800	40.0	100	200	400
Methyl methacrylate	FB	Ave	42317 1954904	70961	207635	413849	905591	1.00 40.0	2.00	5.00	10.0	20.0
2-Nitropropane	FB	Ave	16384 801158	30917	76408	161292	343995	2.00 80.0	4.00	10.0	20.0	40.0
n-Butyl acetate	FB	Lin1	94286 6108674	191827	566294	1212472	2828095	2.00 80.0	4.00	10.0	20.0	40.0

FORM VI
GC/MS VOA INITIAL CALIBRATION DATA
INTERNAL STANDARD RESPONSE AND CONCENTRATION

Lab Name: TestAmerica North Canton Job No.: 240-321-1 Analy Batch No.: 2892

SDG No.:

Instrument ID: A3UX15 GC Column: DB-624 ID: 0.18(mm) Heated Purge: (Y/N) N

Calibration Start Date: 05/27/2011 16:40 Calibration End Date: 05/27/2011 18:31 Calibration ID: 1189

ANALYTE	IS REF	CURVE TYPE	RESPONSE					CONCENTRATION (UG/L)				
			LVL 1 LVL 6	LVL 2	LVL 3	LVL 4	LVL 5	LVL 1 LVL 6	LVL 2	LVL 3	LVL 4	LVL 5
Cyclohexanone	DCB	Lin1	13790 859900	26797	73557	174165	384635	10.0 400	20.0	50.0	100	200
1,2,3-Trimethylbenzene	DCB	Ave	113500 6805863	244747	700679	1484636	3210208	1.00 40.0	2.00	5.00	10.0	20.0
2-Methylnaphthalene	DCB	Qua	52056 5382543	102437	322683	876792	2198625	2.00 80.0	4.00	10.0	20.0	40.0

Curve Type Legend:
Ave = Average ISTD
Lin1 = Linear 1/conc ISTD
Qua = Quadratic ISTD

FORM VI
GC/MS VOA INITIAL CALIBRATION DATA
INTERNAL STANDARD CURVE EVALUTION

Lab Name: TestAmerica North Canton Job No.: 240-321-1 Analy Batch No.: 2892

SDG No.:

Instrument ID: A3UX15 GC Column: DB-624 ID: 0.18(mm) Heated Purge: (Y/N) N

Calibration Start Date: 05/27/2011 16:40 Calibration End Date: 05/27/2011 18:31 Calibration ID: 1189

Calibration Files:

LEVEL:	LAB SAMPLE ID:	LAB FILE ID:
Level 1	STD6 240-2892/13	UXC5679.D
Level 2	STD5 240-2892/12	UXC5678.D
Level 3	STD4 240-2892/11	UXC5677.D
Level 4	STD3 240-2892/10	UXC5676.D
Level 5	STD2 240-2892/9	UXC5675.D
Level 6	STD1 240-2892/8	UXC5674.D

ANALYTE	RRF					CURVE TYPE	COEFFICIENT			#	MIN RRF	%RSD	#	MAX %RSD	R^2 OR COD	#	MIN R^2 OR COD
	LVL 1 LVL 6	LVL 2	LVL 3	LVL 4	LVL 5		B	M1	M2								
Dichlorofluoromethane	0.5058 0.5538	0.5701	0.5495	0.5709	0.5770	Ave		0.5545				4.7		15.0			
Ethyl ether	0.4443 0.4090	0.4171	0.4216	0.4134	0.4273	Ave		0.4221				3.0		15.0			
3-Chloro-1-propene	0.1296 0.1554	0.1259	0.1376	0.1474	0.1574	Ave		0.1422				9.3		15.0			
Diisopropyl ether	0.2602 0.2929	0.2607	0.2755	0.2850	0.2992	Ave		0.2789				5.9		15.0			
2-Chloro-1,3-butadiene	0.7392 0.8903	0.7893	0.8104	0.8242	0.8981	Ave		0.8253				7.4		15.0			
Ethyl-t-butyl ether (ETBE)	1.0327 1.2220	1.0464	1.1030	1.1338	1.2337	Ave		1.1286				7.6		15.0			
Ethyl acetate	0.3350 0.3530	0.3234	0.3093	0.3295	0.3374	Ave		0.3313				4.4		15.0			
Propionitrile	0.0353 0.0525	0.0381	0.0448	0.0416	0.0525	Lin1	-0.050	0.0520							0.9950		0.9900
Methacrylonitrile	0.2513 0.2608	0.2311	0.2344	0.2456	0.2559	Ave		0.2465				4.8		15.0			
Isobutyl alcohol	0.0080 0.0085	0.0061	0.0076	0.0082	0.0086	Ave		0.0078				12.0		15.0			
Tert-amyl-methyl ether (TAME)	0.5550 0.6531	0.5328	0.5695	0.6065	0.6525	Ave		0.5949				8.6		15.0			
n-Heptane	0.0583 0.0614	0.0423	0.0547	0.0558	0.0633	Ave		0.0560				13.0		15.0			
n-Butanol	0.0052 0.0069	0.0045	0.0055	0.0071	0.0072	Lin1	-0.064	0.0071							0.9960		0.9900
Methyl methacrylate	0.2961 0.3283	0.2426	0.2855	0.2853	0.3148	Ave		0.2921				10.0		15.0			
2-Nitropropane	0.0573 0.0673	0.0529	0.0525	0.0556	0.0598	Ave		0.0576				9.5		15.0			

Note: The m1 coefficient is the same as Ave RRF for an Ave curve type.

FORM VI
GC/MS VOA INITIAL CALIBRATION DATA
INTERNAL STANDARD CURVE EVALUTION

Lab Name: TestAmerica North Canton Job No.: 240-321-1 Analy Batch No.: 2892

SDG No.:

Instrument ID: A3UX15 GC Column: DB-624 ID: 0.18(mm) Heated Purge: (Y/N) N

Calibration Start Date: 05/27/2011 16:40 Calibration End Date: 05/27/2011 18:31 Calibration ID: 1189

ANALYTE	RRF					CURVE TYPE	COEFFICIENT			#	MIN RRF	%RSD	#	MAX %RSD	R^2 OR COD	#	MIN R^2 OR COD
	LVL 1 LVL 6	LVL 2	LVL 3	LVL 4	LVL 5		B	M1	M2								
n-Butyl acetate	0.3299 0.5130	0.3279	0.3893	0.4179	0.4916	Lin1	-0.583	0.5027							0.9950		0.9900
Cyclohexanone	0.0265 0.0395	0.0261	0.0282	0.0331	0.0369	Lin1	-0.215	0.0384							0.9940		0.9900
1,2,3-Trimethylbenzene	2.1827 3.1269	2.3844	2.6842	2.8192	3.0801	Ave		2.7129				14.0		15.0			
2-Methylnaphthalene	0.5005 1.2365	0.4990	0.6181	0.8325	1.0548	Qua	-1.856	0.8816	0.0048						0.9990		0.9900

Note: The m1 coefficient is the same as Ave RRF for an Ave curve type.

FORM VII
GC/MS VOA CONTINUING CALIBRATION DATA

Lab Name: TestAmerica North Canton Job No.: 240-321-1

SDG No.:

Lab Sample ID: ICV 240-2892/14 Calibration Date: 05/27/2011 18:53

Instrument ID: A3UX15 Calib Start Date: 05/27/2011 14:24

GC Column: DB-624 ID: 0.18(mm) Calib End Date: 05/27/2011 16:18

Lab File ID: UXC5680.D Conc. Units: ng/uL Heated Purge: (Y/N) N

ANALYTE	CURVE TYPE	AVE RRF	RRF	MIN RRF	CALC AMOUNT	SPIKE AMOUNT	%D	MAX %D
Dichlorodifluoromethane	Ave	0.2442	0.2923		0.0120	0.0100	19.7	50.0
Chloromethane	Ave	0.6357	0.6966	0.1000	0.0110	0.0100	9.6	50.0
Vinyl chloride	Ave	0.4440	0.4945		0.0111	0.0100	11.4	20.0
Bromomethane	Ave	0.1579	0.1460		0.00925	0.0100	-7.5	50.0
Chloroethane	Ave	0.2559	0.2518		0.00984	0.0100	-1.6	50.0
Trichlorofluoromethane	Ave	0.3984	0.4195		0.0105	0.0100	5.3	50.0
Acrolein	Ave	0.0509	0.0533		0.0314	0.0300	4.8	50.0
1,1-Dichloroethene	Ave	0.2637	0.2826		0.0107	0.0100	7.2	20.0
1,1,2-Trichloro-1,2,2-trichfluoroethane	Ave	0.2003	0.2191		0.0109	0.0100	9.4	50.0
Acetone	Qua		0.0958		0.0170	0.0200	-15.0	50.0
Iodomethane	Ave	0.5331	0.5751		0.0108	0.0100	7.9	50.0
Carbon disulfide	Ave	0.7801	0.7887		0.0101	0.0100	1.1	50.0
Acetonitrile	Qua		0.0247		0.0158	0.0300	-47.3	50.0
Methyl acetate	Ave	0.3623	0.3311		0.00914	0.0100	-8.6	50.0
Methylene Chloride	Lin1		0.3505		0.00983	0.0100	-1.7	50.0
tert-Butyl alcohol	Qua		0.0119		0.178	0.200	-11.3	50.0
Acrylonitrile	Ave	0.1671	0.1553		0.0279	0.0300	-7.1	50.0
trans-1,2-Dichloroethene	Ave	0.3233	0.3327		0.0103	0.0100	2.9	50.0
Methyl tert-butyl ether	Ave	0.7608	0.7553		0.00993	0.0100	-0.7	50.0
Hexane	Ave	0.0604	0.0668		0.0111	0.0100	10.6	20.0
1,1-Dichloroethane	Ave	0.7335	0.7335	0.1000	0.0100	0.0100	0.0	50.0
Vinyl acetate	Ave	0.0343	0.0406		0.0118	0.0100	18.3	50.0
2,2-Dichloropropane	Ave	0.2947	0.2584		0.00877	0.0100	-12.3	50.0
cis-1,2-Dichloroethene	Ave	0.3584	0.3519		0.00982	0.0100	-1.8	50.0
2-Butanone	Ave	0.1888	0.1717		0.0182	0.0200	-9.0	50.0
Bromochloromethane	Ave	0.1785	0.1747		0.00979	0.0100	-2.1	50.0
Tetrahydrofuran	Ave	0.1183	0.1123		0.00950	0.0100	-5.0	50.0
Chloroform	Ave	0.5961	0.5950		0.00998	0.0100	-0.2	20.0
1,1,1-Trichloroethane	Ave	0.4440	0.4269		0.00961	0.0100	-3.9	50.0
Cyclohexane	Ave	0.7687	0.7994		0.0104	0.0100	4.0	50.0
1,1-Dichloropropene	Ave	0.4347	0.4345		0.0100	0.0100	-0.0	50.0
Carbon tetrachloride	Ave	0.3974	0.3823		0.00962	0.0100	-3.8	50.0
Benzene	Ave	1.299	1.294		0.00996	0.0100	-0.4	50.0
1,2-Dichloroethane	Ave	0.6214	0.6185		0.00995	0.0100	-0.5	50.0
Trichloroethene	Ave	0.3526	0.3552		0.0101	0.0100	0.7	50.0
Methylcyclohexane	Ave	0.4266	0.4441		0.0104	0.0100	4.1	50.0
1,2-Dichloropropane	Ave	0.3731	0.3814		0.0102	0.0100	2.2	20.0
Dibromomethane	Ave	0.1788	0.1803		0.0101	0.0100	0.8	50.0
Bromodichloromethane	Ave	0.3522	0.3482		0.00989	0.0100	-1.1	50.0
2-Chloroethyl vinyl ether	Ave	0.1622	0.1639		0.0101	0.0100	1.1	50.0

FORM VII
GC/MS VOA CONTINUING CALIBRATION DATA

Lab Name: TestAmerica North Canton Job No.: 240-321-1

SDG No.:

Lab Sample ID: ICV 240-2892/14 Calibration Date: 05/27/2011 18:53

Instrument ID: A3UX15 Calib Start Date: 05/27/2011 14:24

GC Column: DB-624 ID: 0.18(mm) Calib End Date: 05/27/2011 16:18

Lab File ID: UXC5680.D Conc. Units: ng/uL Heated Purge: (Y/N) N

ANALYTE	CURVE TYPE	AVE RRF	RRF	MIN RRF	CALC AMOUNT	SPIKE AMOUNT	%D	MAX %D
cis-1,3-Dichloropropene	Ave	0.3547	0.3310		0.00933	0.0100	-6.7	50.0
4-Methyl-2-pentanone	Ave	0.3380	0.3400		0.0201	0.0200	0.6	50.0
Toluene	Ave	1.884	1.882		0.00999	0.0100	-0.1	20.0
trans-1,3-Dichloropropene	Ave	0.4030	0.4036		0.0100	0.0100	0.1	50.0
1,1,2-Trichloroethane	Ave	0.3235	0.3315		0.0102	0.0100	2.5	50.0
Tetrachloroethene	Ave	0.3596	0.3485		0.00969	0.0100	-3.1	50.0
1,3-Dichloropropane	Ave	0.5591	0.5758		0.0103	0.0100	3.0	50.0
2-Hexanone	Ave	0.3105	0.3212		0.0207	0.0200	3.4	50.0
Dibromochloromethane	Ave	0.3287	0.3226		0.00981	0.0100	-1.9	50.0
1,2-Dibromoethane	Ave	0.3098	0.3100		0.0100	0.0100	0.0	50.0
Chlorobenzene	Ave	1.242	1.212	0.3000	0.00975	0.0100	-2.5	50.0
1,1,1,2-Tetrachloroethane	Ave	0.3989	0.4055		0.0102	0.0100	1.6	50.0
Ethylbenzene	Ave	0.6371	0.6319		0.00992	0.0100	-0.8	20.0
m-Xylene & p-Xylene	Ave	1.597	1.630		0.0204	0.0200	2.0	50.0
o-Xylene	Ave	0.7830	0.7689		0.00982	0.0100	-1.8	50.0
Styrene	Ave	1.260	1.238		0.00983	0.0100	-1.7	50.0
Bromoform	Ave	0.1617	0.1564	0.1000	0.00967	0.0100	-3.3	50.0
Isopropylbenzene	Ave	1.990	1.943		0.00976	0.0100	-2.4	50.0
Bromobenzene	Ave	0.8622	0.8897		0.0103	0.0100	3.2	50.0
1,1,2,2-Tetrachloroethane	Ave	0.6759	0.6784	0.3000	0.0100	0.0100	0.4	50.0
1,2,3-Trichloropropane	Ave	0.2369	0.2458		0.0104	0.0100	3.7	50.0
trans-1,4-Dichloro-2-butene	Ave	0.2702	0.2923		0.0216	0.0200	8.2	50.0
n-Propylbenzene	Ave	0.9204	0.9585		0.0104	0.0100	4.1	50.0
2-Chlorotoluene	Ave	0.8642	0.8622		0.00998	0.0100	-0.2	50.0
1,3,5-Trimethylbenzene	Ave	2.855	2.889		0.0101	0.0100	1.2	50.0
4-Chlorotoluene	Ave	2.950	2.943		0.00998	0.0100	-0.2	50.0
tert-Butylbenzene	Ave	2.410	2.376		0.00986	0.0100	-1.4	50.0
1,2,4-Trimethylbenzene	Ave	2.920	2.979		0.0102	0.0100	2.0	50.0
sec-Butylbenzene	Ave	3.274	3.166		0.00967	0.0100	-3.3	50.0
1,3-Dichlorobenzene	Ave	1.760	1.691		0.00961	0.0100	-3.9	50.0
p-Isopropyltoluene	Ave	2.807	2.872		0.0102	0.0100	2.3	50.0
1,4-Dichlorobenzene	Ave	1.845	1.737		0.00941	0.0100	-5.9	50.0
1,2-Dichlorobenzene	Ave	1.685	1.589		0.00943	0.0100	-5.7	50.0
n-Butylbenzene	Ave	2.334	2.330		0.00998	0.0100	-0.2	50.0
1,2-Dibromo-3-Chloropropane	Ave	0.1011	0.0976		0.00965	0.0100	-3.5	50.0
1,2,4-Trichlorobenzene	Ave	0.8224	0.7689		0.00935	0.0100	-6.5	50.0
Hexachlorobutadiene	Ave	0.3070	0.2741		0.00893	0.0100	-10.7	50.0
Naphthalene	Lin1		1.869		0.00952	0.0100	-4.8	50.0
1,2,3-Trichlorobenzene	Ave	0.7247	0.6829		0.00942	0.0100	-5.8	50.0
Dibromofluoromethane (Surr)	Ave	0.3162	0.3012		0.00952	0.0100	-4.8	50.0
1,2-Dichloroethane-d4 (Surr)	Ave	0.4398	0.4409		0.0100	0.0100	0.2	50.0

FORM VII
GC/MS VOA CONTINUING CALIBRATION DATA

Lab Name: TestAmerica North Canton Job No.: 240-321-1

SDG No.:

Lab Sample ID: ICV 240-2892/14 Calibration Date: 05/27/2011 18:53

Instrument ID: A3UX15 Calib Start Date: 05/27/2011 14:24

GC Column: DB-624 ID: 0.18(mm) Calib End Date: 05/27/2011 16:18

Lab File ID: UXC5680.D Conc. Units: ng/uL Heated Purge: (Y/N) N

ANALYTE	CURVE TYPE	AVE RRF	RRF	MIN RRF	CALC AMOUNT	SPIKE AMOUNT	%D	MAX %D
Toluene-d8 (Surr)	Ave	1.517	1.520		0.0100	0.0100	0.2	50.0
4-Bromofluorobenzene (Surr)	Ave	0.5357	0.5332		0.00995	0.0100	-0.5	50.0

FORM VII
GC/MS VOA CONTINUING CALIBRATION DATA

Lab Name: TestAmerica North Canton Job No.: 240-321-1

SDG No.:

Lab Sample ID: ICV 240-2892/14 Calibration Date: 05/27/2011 18:53

Instrument ID: A3UX15 Calib Start Date: 05/27/2011 16:40

GC Column: DB-624 ID: 0.18(mm) Calib End Date: 05/27/2011 18:31

Lab File ID: UXC5680.D Conc. Units: ng/uL Heated Purge: (Y/N) N

ANALYTE	CURVE TYPE	AVE RRF	RRF	MIN RRF	CALC AMOUNT	SPIKE AMOUNT	%D	MAX %D
Ethyl ether	Ave	0.4221	0.4279		0.0101	0.0100	1.4	50.0
Diisopropyl ether	Ave	0.2789	0.2756		0.00988	0.0100	-1.2	50.0
Isobutyl alcohol	Ave	0.0078	0.0088		0.560	0.500	12.1	50.0
Cyclohexanone	Linl		0.0182		0.100	0.200	-49.8	50.0
1,2,3-Trimethylbenzene	Ave	2.713	2.976		0.0110	0.0100	9.7	50.0

FORM V
GC/MS VOA INSTRUMENT PERFORMANCE CHECK
BROMOFLUOROBENZENE (BFB)

Lab Name: TestAmerica North Canton Job No.: 240-321-1

SDG No.:

Lab File ID: BFB667.D BFB Injection Date: 06/01/2011

Instrument ID: A3UX15 BFB Injection Time: 14:33

Analysis Batch No.: 3256

M/E	ION ABUNDANCE CRITERIA	% RELATIVE ABUNDANCE	
50	15.0 - 40.0 % of mass 95	33.6	
75	30.0 - 60.0 % of mass 95	52.6	
95	Base Peak, 100% relative abundance	100.0	
96	5.0 - 9.0 % of mass 95	7.4	
173	Less than 2.0 % of mass 174	0.7	(0.8)1
174	50.0 - 120.00 % of mass 95	78.3	
175	5.0 - 9.0 % of mass 174	5.2	(6.6)1
176	95.0 - 101.0 % of mass 174	76.8	(98.2)1
177	5.0 - 9.0 % of mass 176	4.8	(6.3)2

1-Value is % mass 174 2-Value is % mass 176

THIS CHECK APPLIES TO THE FOLLOWING SAMPLES, MS, MSD, BLANKS AND STANDARDS:

CLIENT SAMPLE ID	LAB SAMPLE ID	LAB FILE ID	DATE ANALYZED	TIME ANALYZED
	STD 240-3256/4	UXC5714.D	06/01/2011	15:46
	STD 240-3256/5	UXC5715.D	06/01/2011	16:09
	STD 240-3256/6	UXC5716.D	06/01/2011	16:31
	STD 240-3256/7	UXC5717.D	06/01/2011	16:53
	STD 240-3256/8	UXC5718.D	06/01/2011	17:16
	STD 240-3256/9	UXC5719.D	06/01/2011	17:38

FORM VI
GC/MS VOA INITIAL CALIBRATION DATA
INTERNAL STANDARD RESPONSE AND CONCENTRATION

Lab Name: TestAmerica North Canton Job No.: 240-321-1 Analy Batch No.: 3256

SDG No.:

Instrument ID: A3UX15 GC Column: DB-624 ID: 0.18(mm) Heated Purge: (Y/N) N

Calibration Start Date: 06/01/2011 15:46 Calibration End Date: 06/01/2011 17:38 Calibration ID: 1232

Calibration Files:

LEVEL:	LAB SAMPLE ID:	LAB FILE ID:
Level 1	STD 240-3256/9	UXC5719.D
Level 2	STD 240-3256/8	UXC5718.D
Level 3	STD 240-3256/7	UXC5717.D
Level 4	STD 240-3256/6	UXC5716.D
Level 5	STD 240-3256/5	UXC5715.D
Level 6	STD 240-3256/4	UXC5714.D

ANALYTE	IS REF	CURVE TYPE	RESPONSE					CONCENTRATION (UG/L)				
			LVL 1 LVL 6	LVL 2	LVL 3	LVL 4	LVL 5	LVL 1 LVL 6	LVL 2	LVL 3	LVL 4	LVL 5
Ethyl acrylate	FB	Ave	40979 2331537	82769	221915	449281	1117556	1.00 40.0	2.00	5.00	10.0	20.0

Curve Type Legend:
Ave = Average ISTD

FORM VI
GC/MS VOA INITIAL CALIBRATION DATA
INTERNAL STANDARD CURVE EVALUTION

Lab Name: TestAmerica North Canton Job No.: 240-321-1 Analy Batch No.: 3256

SDG No.:

Instrument ID: A3UX15 GC Column: DB-624 ID: 0.18(mm) Heated Purge: (Y/N) N

Calibration Start Date: 06/01/2011 15:46 Calibration End Date: 06/01/2011 17:38 Calibration ID: 1232

Calibration Files:

LEVEL:	LAB SAMPLE ID:	LAB FILE ID:
Level 1	STD 240-3256/9	UXC5719.D
Level 2	STD 240-3256/8	UXC5718.D
Level 3	STD 240-3256/7	UXC5717.D
Level 4	STD 240-3256/6	UXC5716.D
Level 5	STD 240-3256/5	UXC5715.D
Level 6	STD 240-3256/4	UXC5714.D

ANALYTE	RRF					CURVE TYPE	COEFFICIENT			#	MIN RRF	%RSD	#	MAX %RSD	R^2 OR COD	#	MIN R^2 OR COD
	LVL 1 LVL 6	LVL 2	LVL 3	LVL 4	LVL 5		B	M1	M2								
Ethyl acrylate	0.3235 0.4195	0.3200	0.3350	0.3467	0.4214	Ave		0.3610				13.0		15.0			

Note: The m1 coefficient is the same as Ave RRF for an Ave curve type.

FORM V
GC/MS VOA INSTRUMENT PERFORMANCE CHECK
BROMOFLUOROBENZENE (BFB)

Lab Name: TestAmerica North Canton Job No.: 240-321-1

SDG No.:

Lab File ID: BFB670.D BFB Injection Date: 06/03/2011

Instrument ID: A3UX15 BFB Injection Time: 14:17

Analysis Batch No.: 3551

M/E	ION ABUNDANCE CRITERIA	% RELATIVE ABUNDANCE	
50	15.0 - 40.0 % of mass 95	33.4	
75	30.0 - 60.0 % of mass 95	53.2	
95	Base Peak, 100% relative abundance	100.0	
96	5.0 - 9.0 % of mass 95	6.6	
173	Less than 2.0 % of mass 174	0.6	(0.8)1
174	50.0 - 120.00 % of mass 95	76.3	
175	5.0 - 9.0 % of mass 174	5.6	(7.3)1
176	95.0 - 101.0 % of mass 174	74.4	(97.6)1
177	5.0 - 9.0 % of mass 176	4.8	(6.4)2

1-Value is % mass 174 2-Value is % mass 176

THIS CHECK APPLIES TO THE FOLLOWING SAMPLES, MS, MSD, BLANKS AND STANDARDS:

CLIENT SAMPLE ID	LAB SAMPLE ID	LAB FILE ID	DATE ANALYZED	TIME ANALYZED
	CCVIS 240-3551/2	UXC5770.D	06/03/2011	14:48
	CCV 240-3551/3	UXC5771.D	06/03/2011	15:11
	LCS 240-3551/5	UXC5772.D	06/03/2011	15:33
	MB 240-3551/6	UXC5773.D	06/03/2011	15:56
DMW-8I	240-410-1	UXC5790.D	06/03/2011	22:16
TB-052311	240-410-2	UXC5791.D	06/03/2011	22:38

FORM VII
GC/MS VOA CONTINUING CALIBRATION DATA

Lab Name: TestAmerica North Canton Job No.: 240-321-1

SDG No.:

Lab Sample ID: CCVIS 240-3551/2 Calibration Date: 06/03/2011 14:48

Instrument ID: A3UX15 Calib Start Date: 05/27/2011 14:24

GC Column: DB-624 ID: 0.18(mm) Calib End Date: 05/27/2011 16:18

Lab File ID: UXC5770.D Conc. Units: ng/uL Heated Purge: (Y/N) N

ANALYTE	CURVE TYPE	AVE RRF	RRF	MIN RRF	CALC AMOUNT	SPIKE AMOUNT	%D	MAX %D
Dichlorodifluoromethane	Ave	0.2442	0.2285		0.00936	0.0100	-6.4	50.0
Chloromethane	Ave	0.6357	0.6106	0.1000	0.00960	0.0100	-4.0	50.0
Vinyl chloride	Ave	0.4440	0.4253		0.00958	0.0100	-4.2	20.0
Bromomethane	Ave	0.1579	0.1419		0.00899	0.0100	-10.1	50.0
Chloroethane	Ave	0.2559	0.2363		0.00923	0.0100	-7.7	50.0
Trichlorofluoromethane	Ave	0.3984	0.3689		0.00926	0.0100	-7.4	50.0
Acrolein	Ave	0.0509	0.0568		0.112	0.100	11.7	50.0
1,1-Dichloroethene	Ave	0.2637	0.2535		0.00961	0.0100	-3.9	20.0
1,1,2-Trichloro-1,2,2-trichfluoroethane	Ave	0.2003	0.1932		0.00965	0.0100	-3.5	50.0
Acetone	Qua		0.1354		0.0247	0.0200	23.5	50.0
Iodomethane	Ave	0.5331	0.5084		0.00954	0.0100	-4.6	50.0
Carbon disulfide	Ave	0.7801	0.7320		0.00938	0.0100	-6.2	50.0
Acetonitrile	Qua		0.0550		0.186	0.100	86.1*	50.0
Methyl acetate	Ave	0.3623	0.3587		0.0198	0.0200	-1.0	50.0
Methylene Chloride	Lin1		0.3545		0.00996	0.0100	-0.4	50.0
tert-Butyl alcohol	Qua		0.0164		0.241	0.200	20.3	50.0
Acrylonitrile	Ave	0.1671	0.1760		0.0211	0.0200	5.4	50.0
Methyl tert-butyl ether	Ave	0.7608	0.6887		0.00905	0.0100	-9.5	50.0
trans-1,2-Dichloroethene	Ave	0.3233	0.3167		0.00979	0.0100	-2.1	50.0
Hexane	Ave	0.0604	0.0611		0.0101	0.0100	1.3	20.0
1,1-Dichloroethane	Ave	0.7335	0.7062	0.1000	0.00963	0.0100	-3.7	50.0
Vinyl acetate	Ave	0.0343	0.0375		0.0109	0.0100	9.3	50.0
2,2-Dichloropropane	Ave	0.2947	0.2699		0.00916	0.0100	-8.4	50.0
cis-1,2-Dichloroethene	Ave	0.3584	0.3385		0.00944	0.0100	-5.6	50.0
2-Butanone	Ave	0.1888	0.1923		0.0204	0.0200	1.9	50.0
Bromochloromethane	Ave	0.1785	0.1753		0.00982	0.0100	-1.8	50.0
Tetrahydrofuran	Ave	0.1183	0.1226		0.0104	0.0100	3.6	50.0
Chloroform	Ave	0.5961	0.5783		0.00970	0.0100	-3.0	20.0
1,1,1-Trichloroethane	Ave	0.4440	0.4136		0.00931	0.0100	-6.9	50.0
Cyclohexane	Ave	0.7687	0.7325		0.00953	0.0100	-4.7	50.0
1,1-Dichloropropene	Ave	0.4347	0.4210		0.00969	0.0100	-3.1	50.0
Carbon tetrachloride	Ave	0.3974	0.3671		0.00924	0.0100	-7.6	50.0
Benzene	Ave	1.299	1.292		0.00994	0.0100	-0.6	50.0
1,2-Dichloroethane	Ave	0.6214	0.6208		0.0100	0.0100	-0.0	50.0
Trichloroethene	Ave	0.3526	0.3478		0.00986	0.0100	-1.4	50.0
Methylcyclohexane	Ave	0.4266	0.4174		0.00978	0.0100	-2.2	50.0
1,2-Dichloropropane	Ave	0.3731	0.3823		0.0102	0.0100	2.5	20.0
Dibromomethane	Ave	0.1788	0.1828		0.0102	0.0100	2.2	50.0
1,4-Dioxane	Ave	0.0014	0.0018		0.653	0.500	30.6	50.0
Bromodichloromethane	Ave	0.3522	0.3569		0.0101	0.0100	1.3	50.0

FORM VII
GC/MS VOA CONTINUING CALIBRATION DATA

Lab Name: TestAmerica North Canton Job No.: 240-321-1

SDG No.:

Lab Sample ID: CCVIS 240-3551/2 Calibration Date: 06/03/2011 14:48

Instrument ID: A3UX15 Calib Start Date: 05/27/2011 14:24

GC Column: DB-624 ID: 0.18(mm) Calib End Date: 05/27/2011 16:18

Lab File ID: UXC5770.D Conc. Units: ng/uL Heated Purge: (Y/N) N

ANALYTE	CURVE TYPE	AVE RRF	RRF	MIN RRF	CALC AMOUNT	SPIKE AMOUNT	%D	MAX %D
2-Chloroethyl vinyl ether	Ave	0.1622	0.1814		0.0224	0.0200	11.8	50.0
cis-1,3-Dichloropropene	Ave	0.3547	0.3700		0.0104	0.0100	4.3	50.0
4-Methyl-2-pentanone	Ave	0.3380	0.3457		0.0205	0.0200	2.3	50.0
Toluene	Ave	1.884	1.847		0.00981	0.0100	-1.9	20.0
trans-1,3-Dichloropropene	Ave	0.4030	0.3790		0.00940	0.0100	-6.0	50.0
Ethyl methacrylate	Ave	0.3651	0.3612		0.00989	0.0100	-1.1	50.0
1,1,2-Trichloroethane	Ave	0.3235	0.3205		0.00991	0.0100	-0.9	50.0
Tetrachloroethene	Ave	0.3596	0.3455		0.00961	0.0100	-3.9	50.0
1,3-Dichloropropane	Ave	0.5591	0.5589		0.0100	0.0100	-0.0	50.0
2-Hexanone	Ave	0.3105	0.2873		0.0185	0.0200	-7.5	50.0
Dibromochloromethane	Ave	0.3287	0.3218		0.00979	0.0100	-2.1	50.0
1,2-Dibromoethane	Ave	0.3098	0.3066		0.00990	0.0100	-1.0	50.0
Chlorobenzene	Ave	1.242	1.206	0.3000	0.00971	0.0100	-2.9	50.0
1,1,1,2-Tetrachloroethane	Ave	0.3989	0.3878		0.00972	0.0100	-2.8	50.0
Ethylbenzene	Ave	0.6371	0.6375		0.0100	0.0100	0.0	20.0
m-Xylene & p-Xylene	Ave	1.597	1.611		0.0202	0.0200	0.9	50.0
o-Xylene	Ave	0.7830	0.7588		0.00969	0.0100	-3.1	50.0
Styrene	Ave	1.260	1.249		0.00992	0.0100	-0.8	50.0
Bromoform	Ave	0.1617	0.1438	0.1000	0.00889	0.0100	-11.1	50.0
Isopropylbenzene	Ave	1.990	1.926		0.00968	0.0100	-3.2	50.0
Bromobenzene	Ave	0.8622	0.7917		0.00918	0.0100	-8.2	50.0
1,1,2,2-Tetrachloroethane	Ave	0.6759	0.6489	0.3000	0.00960	0.0100	-4.0	50.0
1,2,3-Trichloropropane	Ave	0.2369	0.2221		0.00937	0.0100	-6.3	50.0
trans-1,4-Dichloro-2-butene	Ave	0.2702	0.2246		0.00831	0.0100	-16.9	50.0
n-Propylbenzene	Ave	0.9204	0.9004		0.00978	0.0100	-2.2	50.0
2-Chlorotoluene	Ave	0.8642	0.8159		0.00944	0.0100	-5.6	50.0
1,3,5-Trimethylbenzene	Ave	2.855	2.831		0.00992	0.0100	-0.8	50.0
4-Chlorotoluene	Ave	2.950	2.785		0.00944	0.0100	-5.6	50.0
tert-Butylbenzene	Ave	2.410	2.347		0.00974	0.0100	-2.6	50.0
1,2,4-Trimethylbenzene	Ave	2.920	2.903		0.00994	0.0100	-0.6	50.0
sec-Butylbenzene	Ave	3.274	3.281		0.0100	0.0100	0.2	50.0
1,3-Dichlorobenzene	Ave	1.760	1.661		0.00944	0.0100	-5.6	50.0
p-Isopropyltoluene	Ave	2.807	2.872		0.0102	0.0100	2.3	50.0
1,4-Dichlorobenzene	Ave	1.845	1.699		0.00921	0.0100	-7.9	50.0
1,2-Dichlorobenzene	Ave	1.685	1.620		0.00961	0.0100	-3.9	50.0
n-Butylbenzene	Ave	2.334	2.393		0.0102	0.0100	2.5	50.0
1,2-Dibromo-3-Chloropropane	Ave	0.1011	0.1016		0.0100	0.0100	0.5	50.0
1,3,5-Trichlorobenzene	Ave	0.9630	1.076		0.0112	0.0100	11.7	50.0
1,2,4-Trichlorobenzene	Ave	0.8224	0.9851		0.0120	0.0100	19.8	50.0
Hexachlorobutadiene	Ave	0.3070	0.3604		0.0117	0.0100	17.4	50.0
Naphthalene	Lin1		2.372		0.0120	0.0100	20.0	50.0

FORM VII
GC/MS VOA CONTINUING CALIBRATION DATA

Lab Name: TestAmerica North Canton Job No.: 240-321-1

SDG No.:

Lab Sample ID: CCVIS 240-3551/2 Calibration Date: 06/03/2011 14:48

Instrument ID: A3UX15 Calib Start Date: 05/27/2011 14:24

GC Column: DB-624 ID: 0.18(mm) Calib End Date: 05/27/2011 16:18

Lab File ID: UXC5770.D Conc. Units: ng/uL Heated Purge: (Y/N) N

ANALYTE	CURVE TYPE	AVE RRF	RRF	MIN RRF	CALC AMOUNT	SPIKE AMOUNT	%D	MAX %D
1,2,3-Trichlorobenzene	Ave	0.7247	0.9254		0.0128	0.0100	27.7	50.0
Dibromofluoromethane (Surr)	Ave	0.3162	0.3089		0.00869	0.00890	-2.3	50.0
1,2-Dichloroethane-d4 (Surr)	Ave	0.4398	0.4492		0.00909	0.00890	2.1	50.0
Toluene-d8 (Surr)	Ave	1.517	1.556		0.00912	0.00890	2.5	50.0
4-Bromofluorobenzene (Surr)	Ave	0.5357	0.5215		0.00866	0.00890	-2.7	50.0

FORM VII
GC/MS VOA CONTINUING CALIBRATION DATA

Lab Name: TestAmerica North Canton Job No.: 240-321-1

SDG No.:

Lab Sample ID: CCV 240-3551/3 Calibration Date: 06/03/2011 15:11

Instrument ID: A3UX15 Calib Start Date: 05/27/2011 14:24

GC Column: DB-624 ID: 0.18(mm) Calib End Date: 05/27/2011 16:18

Lab File ID: UXC5771.D Conc. Units: ng/uL Heated Purge: (Y/N) N

ANALYTE	CURVE TYPE	AVE RRF	RRF	MIN RRF	CALC AMOUNT	SPIKE AMOUNT	%D	MAX %D
Dibromofluoromethane (Surr)	Ave	0.3162	0.2834		0.00798	0.00890	-10.4	50.0
1,2-Dichloroethane-d4 (Surr)	Ave	0.4398	0.4197		0.00849	0.00890	-4.6	50.0
Toluene-d8 (Surr)	Ave	1.517	1.477		0.00867	0.00890	-2.6	50.0
4-Bromofluorobenzene (Surr)	Ave	0.5357	0.5114		0.00850	0.00890	-4.5	50.0

FORM VII
GC/MS VOA CONTINUING CALIBRATION DATA

Lab Name: TestAmerica North Canton Job No.: 240-321-1

SDG No.:

Lab Sample ID: CCV 240-3551/3 Calibration Date: 06/03/2011 15:11

Instrument ID: A3UX15 Calib Start Date: 05/27/2011 16:40

GC Column: DB-624 ID: 0.18(mm) Calib End Date: 05/27/2011 18:31

Lab File ID: UXC5771.D Conc. Units: ng/uL Heated Purge: (Y/N) N

ANALYTE	CURVE TYPE	AVE RRF	RRF	MIN RRF	CALC AMOUNT	SPIKE AMOUNT	%D	MAX %D
Dichlorofluoromethane	Ave	0.5545	0.4552		0.00821	0.0100	-17.9	50.0
Ethyl ether	Ave	0.4221	0.3715		0.00880	0.0100	-12.0	50.0
3-Chloro-1-propene	Ave	0.1422	0.1166		0.00820	0.0100	-18.0	50.0
Diisopropyl ether	Ave	0.2789	0.2537		0.0455	0.0500	-9.0	50.0
2-Chloro-1,3-butadiene	Ave	0.8253	0.7420		0.00899	0.0100	-10.1	50.0
Ethyl-t-butyl ether (ETBE)	Ave	1.129	0.9649		0.00855	0.0100	-14.5	50.0
Ethyl acetate	Ave	0.3313	0.3455		0.0209	0.0200	4.3	50.0
Propionitrile	Lin1		0.0541		0.0218	0.0200	9.0	50.0
Methacrylonitrile	Ave	0.2465	0.2484		0.0101	0.0100	0.8	50.0
Isobutyl alcohol	Ave	0.0078	0.0099		0.254	0.200	26.8	50.0
Tert-amyl-methyl ether (TAME)	Ave	0.5949	0.5176		0.00870	0.0100	-13.0	50.0
n-Heptane	Ave	0.0560	0.0554		0.00989	0.0100	-1.1	50.0
n-Butanol	Lin1		0.0052		0.156	0.200	-22.2	50.0
Methyl methacrylate	Ave	0.2921	0.3265		0.0112	0.0100	11.8	50.0
2-Nitropropane	Ave	0.0576	0.0544		0.0189	0.0200	-5.5	50.0
Cyclohexanone	Lin1		0.0379		0.104	0.100	4.3	50.0
1,2,3-Trimethylbenzene	Ave	2.713	2.920		0.0108	0.0100	7.6	50.0
2-Methylnaphthalene	Qua		1.299		0.0275	0.0200	37.5	50.0

FORM V
GC/MS VOA INSTRUMENT PERFORMANCE CHECK
BROMOFLUOROBENZENE (BFB)

Lab Name: TestAmerica North Canton Job No.: 240-321-1

SDG No.:

Lab File ID: BFB1887.D BFB Injection Date: 05/29/2011

Instrument ID: A3UX16 BFB Injection Time: 12:02

Analysis Batch No.: 3007

M/E	ION ABUNDANCE CRITERIA	% RELATIVE ABUNDANCE	
50	15.0 - 40.0 % of mass 95	20.5	
75	30.0 - 60.0 % of mass 95	47.7	
95	Base Peak, 100% relative abundance	100.0	
96	5.0 - 9.0 % of mass 95	6.7	
173	Less than 2.0 % of mass 174	0.3	(0.5)1
174	50.0 - 120.00 % of mass 95	71.3	
175	5.0 - 9.0 % of mass 174	4.9	(6.9)1
176	95.0 - 101.0 % of mass 174	69.0	(96.7)1
177	5.0 - 9.0 % of mass 176	4.4	(6.4)2

1-Value is % mass 174 2-Value is % mass 176

THIS CHECK APPLIES TO THE FOLLOWING SAMPLES, MS, MSD, BLANKS AND STANDARDS:

CLIENT SAMPLE ID	LAB SAMPLE ID	LAB FILE ID	DATE ANALYZED	TIME ANALYZED
	STD8260 240-3007/2	UXM6500.D	05/29/2011	13:00
	STD8260 240-3007/3	UXM6501.D	05/29/2011	13:22
	STD8260 240-3007/4	UXM6502.D	05/29/2011	13:45
	STD8260 240-3007/5	UXM6503.D	05/29/2011	14:08
	STD8260 240-3007/6	UXM6504.D	05/29/2011	14:31
	STD8260 240-3007/7	UXM6505.D	05/29/2011	14:53
	STD1 240-3007/8	UXM6506.D	05/29/2011	15:15
	STD2 240-3007/9	UXM6507.D	05/29/2011	15:37
	STD3 240-3007/10	UXM6508.D	05/29/2011	16:00
	STD4 240-3007/11	UXM6509.D	05/29/2011	16:22
	STD5 240-3007/12	UXM6510.D	05/29/2011	16:44
	STD6 240-3007/13	UXM6511.D	05/29/2011	17:06
	ICV 240-3007/14	UXM6512.D	05/29/2011	17:29

FORM VI
GC/MS VOA INITIAL CALIBRATION DATA
INTERNAL STANDARD RESPONSE AND CONCENTRATION

Lab Name: TestAmerica North Canton Job No.: 240-321-1 Analy Batch No.: 3007

SDG No.:

Instrument ID: A3UX16 GC Column: DB-624 ID: 0.18(mm) Heated Purge: (Y/N) N

Calibration Start Date: 05/29/2011 13:00 Calibration End Date: 05/29/2011 14:53 Calibration ID: 1183

Calibration Files:

LEVEL:	LAB SAMPLE ID:	LAB FILE ID:
Level 1	STD8260 240-3007/7	UXM6505.D
Level 2	STD8260 240-3007/6	UXM6504.D
Level 3	STD8260 240-3007/5	UXM6503.D
Level 4	STD8260 240-3007/4	UXM6502.D
Level 5	STD8260 240-3007/3	UXM6501.D
Level 6	STD8260 240-3007/2	UXM6500.D

ANALYTE	IS REF	CURVE TYPE	RESPONSE					CONCENTRATION (UG/L)				
			LVL 1	LVL 2	LVL 3	LVL 4	LVL 5	LVL 1	LVL 2	LVL 3	LVL 4	LVL 5
			LVL 6					LVL 6				
Dichlorodifluoromethane	FB	Ave	37385	58695	175098	354326	744704	1.00	2.00	5.00	10.0	20.0
			1637457					40.0				
Chloromethane	FB	Ave	59118	120336	294150	582942	1158453	1.00	2.00	5.00	10.0	20.0
			2342429					40.0				
Vinyl chloride	FB	Ave	45554	90775	230860	468173	967385	1.00	2.00	5.00	10.0	20.0
			2018789					40.0				
Bromomethane	FB	Ave	24205	51140	122088	230867	411673	1.00	2.00	5.00	10.0	20.0
			755406					40.0				
Chloroethane	FB	Ave	28096	58685	144521	291972	570609	1.00	2.00	5.00	10.0	20.0
			1123999					40.0				
Trichlorofluoromethane	FB	Ave	47121	80230	216982	447629	901857	1.00	2.00	5.00	10.0	20.0
			1887494					40.0				
Acrolein	FB	Ave	57006	116156	317944	622708	1310307	10.0	20.0	50.0	100	200
			2680900					400				
1,1-Dichloroethene	FB	Ave	34550	71990	180037	358036	769184	1.00	2.00	5.00	10.0	20.0
			1575897					40.0				
1,1,2-Trichloro-1,2,2-trichfluoroet	FB	Ave	26682	47727	105565	252365	556618	1.00	2.00	5.00	10.0	20.0
hane			1154720					40.0				
Acetone	FB	Ave	31448	55634	131354	248063	487640	2.00	4.00	10.0	20.0	40.0
			985184					80.0				
Iodomethane	FB	Ave	58446	117534	305593	606511	1301940	1.00	2.00	5.00	10.0	20.0
			2634161					40.0				
Carbon disulfide	FB	Ave	116191	239184	612766	1260734	2788433	1.00	2.00	5.00	10.0	20.0
			5800576					40.0				
Acetonitrile	FB	Ave	51972	102946	279185	543960	1121396	10.0	20.0	50.0	100	200
			2279336					400				
Methyl acetate	FB	Ave	54466	121046	315255	611821	1272728	2.00	4.00	10.0	20.0	40.0
			2579090					80.0				
Methylene Chloride	FB	Lin1	85394	125550	263429	479705	967738	1.00	2.00	5.00	10.0	20.0
			1948033					40.0				
tert-Butyl alcohol	FB	Ave	66086	125973	325456	636832	1341589	20.0	40.0	100	200	400
			2711351					800				

FORM VI
GC/MS VOA INITIAL CALIBRATION DATA
INTERNAL STANDARD RESPONSE AND CONCENTRATION

Lab Name: TestAmerica North Canton Job No.: 240-321-1 Analy Batch No.: 3007

SDG No.:

Instrument ID: A3UX16 GC Column: DB-624 ID: 0.18(mm) Heated Purge: (Y/N) N

Calibration Start Date: 05/29/2011 13:00 Calibration End Date: 05/29/2011 14:53 Calibration ID: 1183

ANALYTE	IS REF	CURVE TYPE	RESPONSE					CONCENTRATION (UG/L)				
			LVL 1 LVL 6	LVL 2	LVL 3	LVL 4	LVL 5	LVL 1 LVL 6	LVL 2	LVL 3	LVL 4	LVL 5
Acrylonitrile	FB	Ave	24121 1237552	56602	148112	294707	602416	2.00 80.0	4.00	10.0	20.0	40.0
Methyl tert-butyl ether	FB	Ave	113451 5361397	242636	622068	1228132	2618480	1.00 40.0	2.00	5.00	10.0	20.0
trans-1,2-Dichloroethene	FB	Ave	40670 1877948	81265	219564	426950	917554	1.00 40.0	2.00	5.00	10.0	20.0
Hexane	FB	Ave	7194 299304	12081	26848	61368	140953	1.00 40.0	2.00	5.00	10.0	20.0
1,1-Dichloroethane	FB	Ave	74097 3464053	155355	388503	764749	1668291	1.00 40.0	2.00	5.00	10.0	20.0
Vinyl acetate	FB	Lin1	3401 244442	8512	22203	48371	109885	1.00 40.0	2.00	5.00	10.0	20.0
2,2-Dichloropropane	FB	Ave	55879 2551857	109772	281422	582570	1245654	1.00 40.0	2.00	5.00	10.0	20.0
cis-1,2-Dichloroethene	FB	Ave	42331 1950468	90477	223551	441831	971629	1.00 40.0	2.00	5.00	10.0	20.0
2-Butanone	FB	Ave	37018 1308099	65248	162975	316674	652123	2.00 80.0	4.00	10.0	20.0	40.0
Bromochloromethane	FB	Ave	19038 840304	36144	94133	189665	415178	1.00 40.0	2.00	5.00	10.0	20.0
Tetrahydrofuran	FB	Ave	14885 456038	25499	61618	114886	235854	1.00 40.0	2.00	5.00	10.0	20.0
Chloroform	FB	Ave	63653 3057799	136034	350199	677300	1484420	1.00 40.0	2.00	5.00	10.0	20.0
1,1,1-Trichloroethane	FB	Ave	56924 2785660	123366	306317	619830	1360667	1.00 40.0	2.00	5.00	10.0	20.0
Cyclohexane	FB	Ave	73601 3309314	136898	313646	704146	1578016	1.00 40.0	2.00	5.00	10.0	20.0
1,1-Dichloropropene	FB	Ave	47378 2296804	100617	247577	505127	1107949	1.00 40.0	2.00	5.00	10.0	20.0
Carbon tetrachloride	FB	Ave	43840 2220592	86933	214597	470254	1051807	1.00 40.0	2.00	5.00	10.0	20.0
Benzene	FB	Ave	148966 7094749	306765	795415	1545802	3385562	1.00 40.0	2.00	5.00	10.0	20.0
1,2-Dichloroethane	FB	Ave	50283 2295365	103121	274109	514952	1123196	1.00 40.0	2.00	5.00	10.0	20.0
Trichloroethene	FB	Ave	34165 1627282	72268	180116	358580	791955	1.00 40.0	2.00	5.00	10.0	20.0
Methylcyclohexane	FB	Ave	50653 2419526	94027	216014	511127	1151138	1.00 40.0	2.00	5.00	10.0	20.0
1,2-Dichloropropane	FB	Ave	35865 1688433	73124	192085	373713	829570	1.00 40.0	2.00	5.00	10.0	20.0

FORM VI
GC/MS VOA INITIAL CALIBRATION DATA
INTERNAL STANDARD RESPONSE AND CONCENTRATION

Lab Name: TestAmerica North Canton Job No.: 240-321-1 Analy Batch No.: 3007

SDG No.:

Instrument ID: A3UX16 GC Column: DB-624 ID: 0.18(mm) Heated Purge: (Y/N) N

Calibration Start Date: 05/29/2011 13:00 Calibration End Date: 05/29/2011 14:53 Calibration ID: 1183

ANALYTE	IS REF	CURVE TYPE	RESPONSE					CONCENTRATION (UG/L)				
			LVL 1 LVL 6	LVL 2	LVL 3	LVL 4	LVL 5	LVL 1 LVL 6	LVL 2	LVL 3	LVL 4	LVL 5
1,4-Dioxane	FB	Ave	13225 570821	29914	71669	141347	302299	50.0 2000	100	250	500	1000
Dibromomethane	FB	Ave	18620 844765	36434	97321	189289	413402	1.00 40.0	2.00	5.00	10.0	20.0
Bromodichloromethane	FB	Ave	38104 2051673	82829	222683	436562	981753	1.00 40.0	2.00	5.00	10.0	20.0
2-Chloroethyl vinyl ether	FB	Ave	33466 1707792	76160	201811	398791	835653	2.00 80.0	4.00	10.0	20.0	40.0
cis-1,3-Dichloropropene	FB	Ave	48363 2551063	103636	277029	549942	1228096	1.00 40.0	2.00	5.00	10.0	20.0
4-Methyl-2-pentanone	FB	Ave	67165 3117212	138688	371606	727919	1504781	2.00 80.0	4.00	10.0	20.0	40.0
Toluene	CBZ	Ave	154270 7326204	322722	794766	1576415	3484541	1.00 40.0	2.00	5.00	10.0	20.0
trans-1,3-Dichloropropene	CBZ	Ave	41885 2235879	89691	241412	482108	1075322	1.00 40.0	2.00	5.00	10.0	20.0
Ethyl methacrylate	CBZ	Ave	42782 1983510	90680	229913	457782	983109	1.00 40.0	2.00	5.00	10.0	20.0
1,1,2-Trichloroethane	CBZ	Ave	25738 1188864	54969	138675	274805	593252	1.00 40.0	2.00	5.00	10.0	20.0
Tetrachloroethene	CBZ	Ave	23255 1181696	51343	125139	259864	570481	1.00 40.0	2.00	5.00	10.0	20.0
1,3-Dichloropropane	CBZ	Ave	49633 2245010	102521	260884	506085	1100533	1.00 40.0	2.00	5.00	10.0	20.0
2-Hexanone	CBZ	Ave	42097 2019322	96169	246351	493379	995700	2.00 80.0	4.00	10.0	20.0	40.0
Dibromochloromethane	CBZ	Ave	25887 1349203	50772	140157	284681	650429	1.00 40.0	2.00	5.00	10.0	20.0
1,2-Dibromoethane	CBZ	Ave	26646 1235968	53233	141475	282613	606915	1.00 40.0	2.00	5.00	10.0	20.0
Chlorobenzene	CBZ	Ave	98664 4575523	208069	521085	1033095	2240688	1.00 40.0	2.00	5.00	10.0	20.0
1,1,1,2-Tetrachloroethane	CBZ	Ave	29436 1619690	65950	172859	355480	787213	1.00 40.0	2.00	5.00	10.0	20.0
Ethylbenzene	CBZ	Ave	52715 2501131	113127	279250	558943	1238051	1.00 40.0	2.00	5.00	10.0	20.0
m-Xylene & p-Xylene	CBZ	Ave	131481 6423642	283852	698475	1395011	3078260	2.00 80.0	4.00	10.0	20.0	40.0
o-Xylene	CBZ	Ave	64925 3165147	140617	364743	708476	1543119	1.00 40.0	2.00	5.00	10.0	20.0
Styrene	CBZ	Ave	104881 5459091	227490	589356	1207614	2646279	1.00 40.0	2.00	5.00	10.0	20.0

FORM VI
GC/MS VOA INITIAL CALIBRATION DATA
INTERNAL STANDARD RESPONSE AND CONCENTRATION

Lab Name: TestAmerica North Canton Job No.: 240-321-1 Analy Batch No.: 3007

SDG No.:

Instrument ID: A3UX16 GC Column: DB-624 ID: 0.18(mm) Heated Purge: (Y/N) N

Calibration Start Date: 05/29/2011 13:00 Calibration End Date: 05/29/2011 14:53 Calibration ID: 1183

ANALYTE	IS REF	CURVE TYPE	RESPONSE					CONCENTRATION (UG/L)				
			LVL 1 LVL 6	LVL 2	LVL 3	LVL 4	LVL 5	LVL 1 LVL 6	LVL 2	LVL 3	LVL 4	LVL 5
Bromoform	CBZ	Lin1	12898 790234	26409	74686	156551	368420	1.00 40.0	2.00	5.00	10.0	20.0
Isopropylbenzene	CBZ	Ave	160315 8203172	344146	847638	1759653	3910729	1.00 40.0	2.00	5.00	10.0	20.0
1,1,2,2-Tetrachloroethane	DCB	Ave	33339 1570102	71280	180738	357859	778717	1.00 40.0	2.00	5.00	10.0	20.0
Bromobenzene	DCB	Ave	39293 1829861	81847	210788	420571	914123	1.00 40.0	2.00	5.00	10.0	20.0
1,2,3-Trichloropropane	DCB	Ave	11716 500616	22994	58564	121393	251868	1.00 40.0	2.00	5.00	10.0	20.0
trans-1,4-Dichloro-2-butene	DCB	Ave	11475 538380	22597	60928	122398	260202	1.00 40.0	2.00	5.00	10.0	20.0
n-Propylbenzene	DCB	Ave	39654 1965137	86997	212808	448905	970897	1.00 40.0	2.00	5.00	10.0	20.0
2-Chlorotoluene	DCB	Ave	39752 1819466	79896	205941	406627	899446	1.00 40.0	2.00	5.00	10.0	20.0
1,3,5-Trimethylbenzene	DCB	Ave	129825 6693857	281528	698338	1449092	3194915	1.00 40.0	2.00	5.00	10.0	20.0
4-Chlorotoluene	DCB	Ave	40347 1891597	84075	209507	422234	913254	1.00 40.0	2.00	5.00	10.0	20.0
tert-Butylbenzene	DCB	Ave	103920 5329945	222159	546355	1133734	2523832	1.00 40.0	2.00	5.00	10.0	20.0
1,2,4-Trimethylbenzene	DCB	Ave	137681 6913810	292704	743849	1520507	3345983	1.00 40.0	2.00	5.00	10.0	20.0
sec-Butylbenzene	DCB	Ave	139509 7381125	308950	751294	1574631	3538880	1.00 40.0	2.00	5.00	10.0	20.0
1,3-Dichlorobenzene	DCB	Ave	74809 3540817	162125	405756	797196	1727839	1.00 40.0	2.00	5.00	10.0	20.0
p-Isopropyltoluene	DCB	Ave	113548 6164187	253483	639597	1311780	2949766	1.00 40.0	2.00	5.00	10.0	20.0
1,4-Dichlorobenzene	DCB	Ave	74983 3707576	164012	415636	831454	1797538	1.00 40.0	2.00	5.00	10.0	20.0
n-Butylbenzene	DCB	Ave	99890 5352799	210638	536411	1149141	2547661	1.00 40.0	2.00	5.00	10.0	20.0
1,2-Dichlorobenzene	DCB	Ave	73564 3468676	155356	401066	798659	1718513	1.00 40.0	2.00	5.00	10.0	20.0
1,2-Dibromo-3-Chloropropane	DCB	Ave	5170 259279	9310	27749	55909	127215	1.00 40.0	2.00	5.00	10.0	20.0
1,3,5-Trichlorobenzene	DCB	Ave	41641 2011674	88769	233413	470827	1028665	1.00 40.0	2.00	5.00	10.0	20.0
1,2,4-Trichlorobenzene	DCB	Ave	34101 1704984	77625	196353	418319	891794	1.00 40.0	2.00	5.00	10.0	20.0

FORM VI
GC/MS VOA INITIAL CALIBRATION DATA
INTERNAL STANDARD RESPONSE AND CONCENTRATION

Lab Name: TestAmerica North Canton Job No.: 240-321-1 Analy Batch No.: 3007

SDG No.:

Instrument ID: A3UX16 GC Column: DB-624 ID: 0.18(mm) Heated Purge: (Y/N) N

Calibration Start Date: 05/29/2011 13:00 Calibration End Date: 05/29/2011 14:53 Calibration ID: 1183

ANALYTE	IS REF	CURVE TYPE	RESPONSE					CONCENTRATION (UG/L)				
			LVL 1 LVL 6	LVL 2	LVL 3	LVL 4	LVL 5	LVL 1 LVL 6	LVL 2	LVL 3	LVL 4	LVL 5
Hexachlorobutadiene	DCB	Ave	15676 680583	34725	78979	168741	363309	1.00 40.0	2.00	5.00	10.0	20.0
Naphthalene	DCB	Ave	91951 4106974	192725	504130	1022819	2218345	1.00 40.0	2.00	5.00	10.0	20.0
1,2,3-Trichlorobenzene	DCB	Ave	32617 1296442	71319	172384	349044	739392	1.00 40.0	2.00	5.00	10.0	20.0
Dibromofluoromethane (Surr)	FB	Ave	32032 1478520	66350	167520	338384	725124	1.00 40.0	2.00	5.00	10.0	20.0
1,2-Dichloroethane-d4 (Surr)	FB	Ave	38871 1815858	80666	210578	424088	868820	1.00 40.0	2.00	5.00	10.0	20.0
Toluene-d8 (Surr)	CBZ	Ave	117773 5782398	253959	643079	1286489	2744424	1.00 40.0	2.00	5.00	10.0	20.0
4-Bromofluorobenzene (Surr)	CBZ	Ave	50064 2312899	106040	273501	542370	1120112	1.00 40.0	2.00	5.00	10.0	20.0

Curve Type Legend:
Ave = Average ISTD
Lin1 = Linear 1/conc ISTD

FORM VI
GC/MS VOA INITIAL CALIBRATION DATA
INTERNAL STANDARD CURVE EVALUTION

Lab Name: TestAmerica North Canton Job No.: 240-321-1 Analy Batch No.: 3007

SDG No.:

Instrument ID: A3UX16 GC Column: DB-624 ID: 0.18(mm) Heated Purge: (Y/N) N

Calibration Start Date: 05/29/2011 13:00 Calibration End Date: 05/29/2011 14:53 Calibration ID: 1183

Calibration Files:

LEVEL:	LAB SAMPLE ID:	LAB FILE ID:
Level 1	STD8260 240-3007/7	UXM6505.D
Level 2	STD8260 240-3007/6	UXM6504.D
Level 3	STD8260 240-3007/5	UXM6503.D
Level 4	STD8260 240-3007/4	UXM6502.D
Level 5	STD8260 240-3007/3	UXM6501.D
Level 6	STD8260 240-3007/2	UXM6500.D

ANALYTE	RRF					CURVE TYPE	COEFFICIENT			#	MIN RRF	%RSD	#	MAX %RSD	R^2 OR COD	#	MIN R^2 OR COD
	LVL 1 LVL 6	LVL 2	LVL 3	LVL 4	LVL 5		B	M1	M2								
Dichlorodifluoromethane	0.2983 0.2987	0.2259	0.2557	0.2725	0.2800	Ave		0.2718				10.0		15.0			
Chloromethane	0.4717 0.4273	0.4631	0.4296	0.4483	0.4355	Ave		0.4459			0.1000	4.1		15.0			
Vinyl chloride	0.3635 0.3682	0.3493	0.3371	0.3600	0.3637	Ave		0.3570				3.3		15.0			
Bromomethane	0.1931 0.1378	0.1968	0.1783	0.1775	0.1548	Ave		0.1731				13.0		15.0			
Chloroethane	0.2242 0.2050	0.2258	0.2110	0.2245	0.2145	Ave		0.2175				4.0		15.0			
Trichlorofluoromethane	0.3760 0.3443	0.3088	0.3169	0.3442	0.3390	Ave		0.3382				7.0		15.0			
Acrolein	0.0455 0.0489	0.0447	0.0464	0.0479	0.0493	Ave		0.0471				4.0		15.0			
1,1-Dichloroethene	0.2757 0.2875	0.2770	0.2629	0.2753	0.2892	Ave		0.2779				3.4		15.0			
1,1,2-Trichloro-1,2,2-trichfluoroethane	0.2129 0.2106	0.1837	0.1542	0.1941	0.2092	Ave		0.1941				12.0		15.0			
Acetone	0.1255 0.0899	0.1071	0.0959	0.0954	0.0917	Ave		0.1009				13.0		15.0			
Iodomethane	0.4663 0.4805	0.4523	0.4463	0.4664	0.4894	Ave		0.4669				3.5		15.0			
Carbon disulfide	0.9270 1.0581	0.9205	0.8948	0.9696	1.0483	Ave		0.9697				7.1		15.0			
Acetonitrile	0.0415 0.0416	0.0396	0.0408	0.0418	0.0422	Ave		0.0412				2.2		15.0			
Methyl acetate	0.2173 0.2352	0.2329	0.2302	0.2353	0.2392	Ave		0.2317				3.3		15.0			
Methylene Chloride	0.6813 0.3553	0.4832	0.3847	0.3689	0.3638	Lin1	0.3012	0.3454							0.9990		0.9900

Note: The m1 coefficient is the same as Ave RRF for an Ave curve type.

FORM VI
GC/MS VOA INITIAL CALIBRATION DATA
INTERNAL STANDARD CURVE EVALUTION

Lab Name: TestAmerica North Canton Job No.: 240-321-1 Analy Batch No.: 3007

SDG No.:

Instrument ID: A3UX16 GC Column: DB-624 ID: 0.18(mm) Heated Purge: (Y/N) N

Calibration Start Date: 05/29/2011 13:00 Calibration End Date: 05/29/2011 14:53 Calibration ID: 1183

ANALYTE	RRF					CURVE TYPE	COEFFICIENT			#	MIN RRF	%RSD	#	MAX %RSD	R^2 OR COD	#	MIN R^2 OR COD
	LVL 1 LVL 6	LVL 2	LVL 3	LVL 4	LVL 5		B	M1	M2								
tert-Butyl alcohol	0.0264 0.0247	0.0242	0.0238	0.0245	0.0252	Ave		0.0248				3.7		15.0			
Acrylonitrile	0.0962 0.1129	0.1089	0.1081	0.1133	0.1132	Ave		0.1088				6.0		15.0			
Methyl tert-butyl ether	0.9052 0.9780	0.9338	0.9084	0.9445	0.9844	Ave		0.9424				3.6		15.0			
trans-1,2-Dichloroethene	0.3245 0.3425	0.3127	0.3206	0.3283	0.3449	Ave		0.3289				3.8		15.0			
Hexane	0.0574 0.0546	0.0465	0.0392	0.0472	0.0530	Ave		0.0496				13.0		15.0			
1,1-Dichloroethane	0.5912 0.6319	0.5979	0.5673	0.5881	0.6272	Ave		0.6006			0.1000	4.1		15.0			
Vinyl acetate	0.0271 0.0446	0.0328	0.0324	0.0372	0.0413	Lin1	-0.024	0.0433							0.9950		0.9900
2,2-Dichloropropane	0.4458 0.4655	0.4225	0.4110	0.4480	0.4683	Ave		0.4435				5.2		15.0			
cis-1,2-Dichloroethene	0.3377 0.3558	0.3482	0.3265	0.3398	0.3653	Ave		0.3455				4.0		15.0			
2-Butanone	0.1477 0.1193	0.1256	0.1190	0.1218	0.1226	Ave		0.1260				8.6		15.0			
Bromochloromethane	0.1519 0.1533	0.1391	0.1375	0.1459	0.1561	Ave		0.1473				5.3		15.0			
Tetrahydrofuran	0.1188 0.0832	0.0981	0.0900	0.0884	0.0887	Ave		0.0945				14.0		15.0			
Chloroform	0.5079 0.5578	0.5235	0.5114	0.5209	0.5580	Ave		0.5299				4.2		15.0			
1,1,1-Trichloroethane	0.4542 0.5081	0.4748	0.4473	0.4767	0.5115	Ave		0.4788				5.6		15.0			
Cyclohexane	0.5872 0.6036	0.5268	0.4580	0.5415	0.5932	Ave		0.5517				10.0		15.0			
1,1-Dichloropropene	0.3780 0.4190	0.3872	0.3615	0.3885	0.4165	Ave		0.3918				5.7		15.0			
Carbon tetrachloride	0.3498 0.4050	0.3346	0.3134	0.3616	0.3954	Ave		0.3600				9.8		15.0			
Benzene	1.1885 1.2941	1.1806	1.1616	1.1888	1.2727	Ave		1.2144				4.5		15.0			
1,2-Dichloroethane	0.4012 0.4187	0.3969	0.4003	0.3960	0.4222	Ave		0.4059				2.8		15.0			
Trichloroethene	0.2726 0.2968	0.2781	0.2630	0.2758	0.2977	Ave		0.2807				4.9		15.0			

Note: The m1 coefficient is the same as Ave RRF for an Ave curve type.

FORM VI
GC/MS VOA INITIAL CALIBRATION DATA
INTERNAL STANDARD CURVE EVALUTION

Lab Name: TestAmerica North Canton Job No.: 240-321-1 Analy Batch No.: 3007

SDG No.:

Instrument ID: A3UX16 GC Column: DB-624 ID: 0.18(mm) Heated Purge: (Y/N) N

Calibration Start Date: 05/29/2011 13:00 Calibration End Date: 05/29/2011 14:53 Calibration ID: 1183

ANALYTE	RRF					CURVE TYPE	COEFFICIENT			#	MIN RRF	%RSD	#	MAX %RSD	R^2 OR COD	#	MIN R^2 OR COD
	LVL 1 LVL 6	LVL 2	LVL 3	LVL 4	LVL 5		B	M1	M2								
Methylcyclohexane	0.4041 0.4413	0.3619	0.3155	0.3931	0.4327	Ave		0.3914				12.0		15.0			
1,2-Dichloropropane	0.2862 0.3080	0.2814	0.2805	0.2874	0.3119	Ave		0.2926				4.7		15.0			
1,4-Dioxane	0.0021 0.0021	0.0023	0.0021	0.0022	0.0023	Ave		0.0022				4.4		15.0			
Dibromomethane	0.1486 0.1541	0.1402	0.1421	0.1456	0.1554	Ave		0.1477				4.2		15.0			
Bromodichloromethane	0.3040 0.3742	0.3188	0.3252	0.3357	0.3691	Ave		0.3378				8.3		15.0			
2-Chloroethyl vinyl ether	0.1335 0.1558	0.1465	0.1474	0.1533	0.1571	Ave		0.1489				5.8		15.0			
cis-1,3-Dichloropropene	0.3859 0.4653	0.3988	0.4046	0.4229	0.4617	Ave		0.4232				7.9		15.0			
4-Methyl-2-pentanone	0.2679 0.2843	0.2669	0.2713	0.2799	0.2828	Ave		0.2755				2.8		15.0			
Toluene	1.5641 1.7880	1.6375	1.5242	1.5822	1.7296	Ave		1.6376				6.3		15.0			
trans-1,3-Dichloropropene	0.4247 0.5457	0.4551	0.4630	0.4839	0.5337	Ave		0.4843				9.7		15.0			
Ethyl methacrylate	0.4338 0.4841	0.4601	0.4409	0.4595	0.4880	Ave		0.4611				4.8		15.0			
1,1,2-Trichloroethane	0.2610 0.2902	0.2789	0.2660	0.2758	0.2945	Ave		0.2777				4.7		15.0			
Tetrachloroethene	0.2358 0.2884	0.2605	0.2400	0.2608	0.2832	Ave		0.2614				8.2		15.0			
1,3-Dichloropropane	0.5032 0.5479	0.5202	0.5003	0.5080	0.5463	Ave		0.5210				4.1		15.0			
2-Hexanone	0.2134 0.2464	0.2440	0.2362	0.2476	0.2471	Ave		0.2391				5.6		15.0			
Dibromochloromethane	0.2625 0.3293	0.2576	0.2688	0.2857	0.3228	Ave		0.2878				11.0		15.0			
1,2-Dibromoethane	0.2702 0.3017	0.2701	0.2713	0.2837	0.3012	Ave		0.2830				5.4		15.0			
Chlorobenzene	1.0004 1.1167	1.0557	0.9994	1.0369	1.1122	Ave		1.0535			0.3000	4.9		15.0			
1,1,1,2-Tetrachloroethane	0.2985 0.3953	0.3346	0.3315	0.3568	0.3907	Ave		0.3512				11.0		15.0			
Ethylbenzene	0.5345 0.6104	0.5740	0.5356	0.5610	0.6145	Ave		0.5717				6.1		15.0			

Note: The m1 coefficient is the same as Ave RRF for an Ave curve type.

FORM VI
GC/MS VOA INITIAL CALIBRATION DATA
INTERNAL STANDARD CURVE EVALUTION

Lab Name: TestAmerica North Canton Job No.: 240-321-1 Analy Batch No.: 3007

SDG No.:

Instrument ID: A3UX16 GC Column: DB-624 ID: 0.18(mm) Heated Purge: (Y/N) N

Calibration Start Date: 05/29/2011 13:00 Calibration End Date: 05/29/2011 14:53 Calibration ID: 1183

ANALYTE	RRF					CURVE TYPE	COEFFICIENT			#	MIN RRF	%RSD	#	MAX %RSD	R^2 OR COD	#	MIN R^2 OR COD
	LVL 1 LVL 6	LVL 2	LVL 3	LVL 4	LVL 5		B	M1	M2								
m-Xylene & p-Xylene	0.6665 0.7839	0.7201	0.6698	0.7001	0.7639	Ave		0.7174				6.8		15.0			
o-Xylene	0.6583 0.7725	0.7135	0.6995	0.7111	0.7659	Ave		0.7201				6.0		15.0			
Styrene	1.0634 1.3324	1.1543	1.1303	1.2121	1.3135	Ave		1.2010				8.8		15.0			
Bromoform	0.1308 0.1929	0.1340	0.1432	0.1571	0.1829	Lin1	-0.099	0.1879			0.1000				0.9950		0.9900
Isopropylbenzene	1.6254 2.0021	1.7462	1.6256	1.7661	1.9411	Ave		1.7844				8.8		15.0			
1,1,2,2-Tetrachloroethane	0.6390 0.6966	0.6787	0.6513	0.6576	0.7273	Ave		0.6751			0.3000	4.9		15.0			
Bromobenzene	0.7531 0.8119	0.7794	0.7596	0.7729	0.8537	Ave		0.7884				4.8		15.0			
1,2,3-Trichloropropane	0.2246 0.2221	0.2190	0.2110	0.2231	0.2352	Ave		0.2225				3.5		15.0			
trans-1,4-Dichloro-2-butene	0.2199 0.2389	0.2152	0.2195	0.2249	0.2430	Ave		0.2269				5.0		15.0			
n-Propylbenzene	0.7601 0.8719	0.8284	0.7668	0.8249	0.9068	Ave		0.8265				6.9		15.0			
2-Chlorotoluene	0.7619 0.8073	0.7608	0.7421	0.7472	0.8400	Ave		0.7766				5.0		15.0			
1,3,5-Trimethylbenzene	2.4884 2.9700	2.6808	2.5164	2.6630	2.9838	Ave		2.7171				7.9		15.0			
4-Chlorotoluene	0.7733 0.8393	0.8006	0.7549	0.7759	0.8529	Ave		0.7995				4.9		15.0			
tert-Butylbenzene	1.9919 2.3648	2.1154	1.9687	2.0834	2.3571	Ave		2.1469				8.1		15.0			
1,2,4-Trimethylbenzene	2.6390 3.0675	2.7872	2.6804	2.7942	3.1249	Ave		2.8489				7.1		15.0			
sec-Butylbenzene	2.6740 3.2749	2.9419	2.7072	2.8937	3.3051	Ave		2.9661				9.2		15.0			
1,3-Dichlorobenzene	1.4339 1.5710	1.5438	1.4621	1.4650	1.6137	Ave		1.5149				4.7		15.0			
p-Isopropyltoluene	2.1764 2.7349	2.4137	2.3047	2.4106	2.7549	Ave		2.4659				9.4		15.0			
1,4-Dichlorobenzene	1.4372 1.6450	1.5618	1.4977	1.5279	1.6788	Ave		1.5581				5.8		15.0			
n-Butylbenzene	1.9146 2.3749	2.0057	1.9329	2.1117	2.3793	Ave		2.1199				10.0		15.0			

Note: The m1 coefficient is the same as Ave RRF for an Ave curve type.

FORM VI
GC/MS VOA INITIAL CALIBRATION DATA
INTERNAL STANDARD CURVE EVALUTION

Lab Name: TestAmerica North Canton Job No.: 240-321-1 Analy Batch No.: 3007

SDG No.:

Instrument ID: A3UX16 GC Column: DB-624 ID: 0.18(mm) Heated Purge: (Y/N) N

Calibration Start Date: 05/29/2011 13:00 Calibration End Date: 05/29/2011 14:53 Calibration ID: 1183

ANALYTE	RRF					CURVE TYPE	COEFFICIENT			#	MIN RRF	%RSD	#	MAX %RSD	R^2 OR COD	#	MIN R^2 OR COD
	LVL 1 LVL 6	LVL 2	LVL 3	LVL 4	LVL 5		B	M1	M2								
1,2-Dichlorobenzene	1.4100 1.5390	1.4793	1.4452	1.4677	1.6050	Ave		1.4910				4.7		15.0			
1,2-Dibromo-3-Chloropropane	0.0991 0.1150	0.0887	0.1000	0.1027	0.1188	Ave		0.1041				11.0		15.0			
1,3,5-Trichlorobenzene	0.7981 0.8925	0.8453	0.8411	0.8652	0.9607	Ave		0.8672				6.4		15.0			
1,2,4-Trichlorobenzene	0.6536 0.7565	0.7392	0.7075	0.7687	0.8329	Ave		0.7431				8.1		15.0			
Hexachlorobutadiene	0.3005 0.3020	0.3307	0.2846	0.3101	0.3393	Ave		0.3112				6.6		15.0			
Naphthalene	1.7625 1.8222	1.8352	1.8166	1.8796	2.0718	Ave		1.8646				5.8		15.0			
1,2,3-Trichlorobenzene	0.6252 0.5752	0.6791	0.6212	0.6414	0.6905	Ave		0.6388				6.6		15.0			
Dibromofluoromethane (Surr)	0.2556 0.2697	0.2553	0.2446	0.2602	0.2726	Ave		0.2597				4.0		15.0			
1,2-Dichloroethane-d4 (Surr)	0.3101 0.3312	0.3104	0.3075	0.3261	0.3266	Ave		0.3187				3.3		15.0			
Toluene-d8 (Surr)	1.1941 1.4113	1.2886	1.2333	1.2912	1.3622	Ave		1.2968				6.2		15.0			
4-Bromofluorobenzene (Surr)	0.5076 0.5645	0.5380	0.5245	0.5444	0.5560	Ave		0.5392				3.9		15.0			

Note: The m1 coefficient is the same as Ave RRF for an Ave curve type.

FORM VI
GC/MS VOA INITIAL CALIBRATION DATA
INTERNAL STANDARD RESPONSE AND CONCENTRATION

Lab Name: TestAmerica North Canton Job No.: 240-321-1 Analy Batch No.: 3007

SDG No.:

Instrument ID: A3UX16 GC Column: DB-624 ID: 0.18(mm) Heated Purge: (Y/N) N

Calibration Start Date: 05/29/2011 15:15 Calibration End Date: 05/29/2011 17:06 Calibration ID: 1185

Calibration Files:

LEVEL:	LAB SAMPLE ID:	LAB FILE ID:
Level 1	STD6 240-3007/13	UXM6511.D
Level 2	STD5 240-3007/12	UXM6510.D
Level 3	STD4 240-3007/11	UXM6509.D
Level 4	STD3 240-3007/10	UXM6508.D
Level 5	STD2 240-3007/9	UXM6507.D
Level 6	STD1 240-3007/8	UXM6506.D

ANALYTE	IS REF	CURVE TYPE	RESPONSE					CONCENTRATION (UG/L)				
			LVL 1 LVL 6	LVL 2	LVL 3	LVL 4	LVL 5	LVL 1 LVL 6	LVL 2	LVL 3	LVL 4	LVL 5
Dichlorofluoromethane	FB	Ave	68609 2555576	126376	304077	659350	1274825	1.00 40.0	2.00	5.00	10.0	20.0
Ethyl ether	FB	Ave	32961 1476030	68949	179208	352173	723110	1.00 40.0	2.00	5.00	10.0	20.0
3-Chloro-1-propene	FB	Ave	20067 998177	42855	112824	236794	475305	1.00 40.0	2.00	5.00	10.0	20.0
Diisopropyl ether	FB	Ave	181906 7962391	358379	929109	1888364	3818714	5.00 200	10.0	25.0	50.0	100
2-Chloro-1,3-butadiene	FB	Ave	66815 3118858	139407	359116	734788	1525034	1.00 40.0	2.00	5.00	10.0	20.0
Ethyl-t-butyl ether (ETBE)	FB	Ave	134666 6421479	275092	720852	1478305	3000516	1.00 40.0	2.00	5.00	10.0	20.0
Ethyl acetate	FB	Ave	57095 2504104	122079	299786	584690	1245128	2.00 80.0	4.00	10.0	20.0	40.0
Propionitrile	FB	Ave	9397 399769	20279	46788	90910	197145	2.00 80.0	4.00	10.0	20.0	40.0
Methacrylonitrile	FB	Ave	25275 941520	43387	106179	213866	456763	1.00 40.0	2.00	5.00	10.0	20.0
Isobutyl alcohol	FB	Ave	23208 915304	44081	113528	228407	471752	20.0 800	40.0	100	200	400
Tert-amyl-methyl ether (TAME)	FB	Ave	106734 5098463	221826	577973	1177092	2418356	1.00 40.0	2.00	5.00	10.0	20.0
n-Heptane	FB	Qua	3526 226147	9918	23778	50961	139637	1.00 40.0	2.00	5.00	10.0	20.0
n-Butanol	FB	Ave	21366 713126	39422	90016	179735	387296	20.0 800	40.0	100	200	400
Methyl methacrylate	FB	Ave	29346 1297534	63863	157402	311644	648391	1.00 40.0	2.00	5.00	10.0	20.0
2-Nitropropane	FB	Ave	17854 776875	34204	90610	177185	382795	2.00 80.0	4.00	10.0	20.0	40.0
n-Butyl acetate	FB	Ave	99717 4719230	210261	548325	1153419	2356286	2.00 80.0	4.00	10.0	20.0	40.0

FORM VI
GC/MS VOA INITIAL CALIBRATION DATA
INTERNAL STANDARD RESPONSE AND CONCENTRATION

Lab Name: TestAmerica North Canton Job No.: 240-321-1 Analy Batch No.: 3007

SDG No.:

Instrument ID: A3UX16 GC Column: DB-624 ID: 0.18(mm) Heated Purge: (Y/N) N

Calibration Start Date: 05/29/2011 15:15 Calibration End Date: 05/29/2011 17:06 Calibration ID: 1185

ANALYTE	IS REF	CURVE TYPE	RESPONSE					CONCENTRATION (UG/L)				
			LVL 1 LVL 6	LVL 2	LVL 3	LVL 4	LVL 5	LVL 1 LVL 6	LVL 2	LVL 3	LVL 4	LVL 5
Cyclohexanone	DCB	Ave	31583 1292179	64201	179903	385278	733560	10.0 400	20.0	50.0	100	200
1,2,3-Trimethylbenzene	DCB	Ave	137130 6449101	280248	739160	1535379	3034311	1.00 40.0	2.00	5.00	10.0	20.0
2-Methylnaphthalene	DCB	Ave	75718 2113231	169664	400333	860131	1695857	2.00 80.0	4.00	10.0	20.0	40.0

Curve Type Legend:
Ave = Average ISTD
Qua = Quadratic ISTD

FORM VI
GC/MS VOA INITIAL CALIBRATION DATA
INTERNAL STANDARD CURVE EVALUTION

Lab Name: TestAmerica North Canton Job No.: 240-321-1 Analy Batch No.: 3007

SDG No.:

Instrument ID: A3UX16 GC Column: DB-624 ID: 0.18(mm) Heated Purge: (Y/N) N

Calibration Start Date: 05/29/2011 15:15 Calibration End Date: 05/29/2011 17:06 Calibration ID: 1185

Calibration Files:

LEVEL:	LAB SAMPLE ID:	LAB FILE ID:
Level 1	STD6 240-3007/13	UXM6511.D
Level 2	STD5 240-3007/12	UXM6510.D
Level 3	STD4 240-3007/11	UXM6509.D
Level 4	STD3 240-3007/10	UXM6508.D
Level 5	STD2 240-3007/9	UXM6507.D
Level 6	STD1 240-3007/8	UXM6506.D

ANALYTE	RRF					CURVE TYPE	COEFFICIENT			# MIN RRF	%RSD	# MAX %RSD	R^2 OR COD	# MIN R^2 OR COD
	LVL 1 LVL 6	LVL 2	LVL 3	LVL 4	LVL 5		B	M1	M2					
Dichlorofluoromethane	0.5506 0.5039	0.4715	0.4922	0.5507	0.4990	Ave		0.5113			6.3	15.0		
Ethyl ether	0.2645 0.2910	0.2573	0.2901	0.2942	0.2830	Ave		0.2800			5.5	15.0		
3-Chloro-1-propene	0.1610 0.1968	0.1599	0.1826	0.1978	0.1860	Ave		0.1807			9.3	15.0		
Diisopropyl ether	0.2920 0.3140	0.2674	0.3008	0.3155	0.2989	Ave		0.2981			5.9	15.0		
2-Chloro-1,3-butadiene	0.5362 0.6149	0.5201	0.5813	0.6137	0.5969	Ave		0.5772			7.0	15.0		
Ethyl-t-butyl ether (ETBE)	1.0807 1.2661	1.0264	1.1669	1.2348	1.1744	Ave		1.1582			7.8	15.0		
Ethyl acetate	0.2291 0.2469	0.2277	0.2426	0.2442	0.2437	Ave		0.2390			3.5	15.0		
Propionitrile	0.0377 0.0394	0.0378	0.0379	0.0380	0.0386	Ave		0.0382			1.7	15.0		
Methacrylonitrile	0.2028 0.1856	0.1619	0.1719	0.1786	0.1788	Ave		0.1799			7.7	15.0		
Isobutyl alcohol	0.0093 0.0090	0.0082	0.0092	0.0095	0.0092	Ave		0.0091			5.0	15.0		
Tert-amyl-methyl ether (TAME)	0.8566 1.0053	0.8277	0.9356	0.9832	0.9465	Ave		0.9258			7.6	15.0		
n-Heptane	0.0283 0.0446	0.0370	0.0385	0.0426	0.0547	Qua	-0.073	0.0626	0				0.9930	0.9900
n-Butanol	0.0086 0.0070	0.0074	0.0073	0.0075	0.0076	Ave		0.0076			7.1	15.0		
Methyl methacrylate	0.2355 0.2558	0.2383	0.2548	0.2603	0.2538	Ave		0.2498			4.1	15.0		
2-Nitropropane	0.0716 0.0766	0.0638	0.0733	0.0740	0.0749	Ave		0.0724			6.2	15.0		

Note: The m1 coefficient is the same as Ave RRF for an Ave curve type.

FORM VI
GC/MS VOA INITIAL CALIBRATION DATA
INTERNAL STANDARD CURVE EVALUTION

Lab Name: TestAmerica North Canton Job No.: 240-321-1 Analy Batch No.: 3007

SDG No.:

Instrument ID: A3UX16 GC Column: DB-624 ID: 0.18(mm) Heated Purge: (Y/N) N

Calibration Start Date: 05/29/2011 15:15 Calibration End Date: 05/29/2011 17:06 Calibration ID: 1185

ANALYTE	RRF					CURVE TYPE	COEFFICIENT			#	MIN RRF	%RSD	#	MAX %RSD	R^2 OR COD	#	MIN R^2 OR COD
	LVL 1 LVL 6	LVL 2	LVL 3	LVL 4	LVL 5		B	M1	M2								
n-Butyl acetate	0.4001 0.4652	0.3923	0.4438	0.4817	0.4611	Ave		0.4407				8.3		15.0			
Cyclohexanone	0.0637 0.0656	0.0601	0.0705	0.0773	0.0733	Ave		0.0684				9.4		15.0			
1,2,3-Trimethylbenzene	2.7648 3.2728	2.6215	2.8961	3.0823	3.0301	Ave		2.9446				7.9		15.0			
2-Methylnaphthalene	0.7633 0.5362	0.7935	0.7843	0.8634	0.8467	Ave		0.7646				15.0		15.0			

Note: The m1 coefficient is the same as Ave RRF for an Ave curve type.

FORM VII
GC/MS VOA CONTINUING CALIBRATION DATA

Lab Name: TestAmerica North Canton Job No.: 240-321-1

SDG No.:

Lab Sample ID: ICV 240-3007/14 Calibration Date: 05/29/2011 17:29

Instrument ID: A3UX16 Calib Start Date: 05/29/2011 13:00

GC Column: DB-624 ID: 0.18(mm) Calib End Date: 05/29/2011 14:53

Lab File ID: UXM6512.D Conc. Units: ng/uL Heated Purge: (Y/N) N

ANALYTE	CURVE TYPE	AVE RRF	RRF	MIN RRF	CALC AMOUNT	SPIKE AMOUNT	%D	MAX %D
Dichlorodifluoromethane	Ave	0.2718	0.2761		0.0102	0.0100	1.5	50.0
Chloromethane	Ave	0.4459	0.4695	0.1000	0.0105	0.0100	5.3	50.0
Vinyl chloride	Ave	0.3570	0.3819		0.0107	0.0100	7.0	20.0
Bromomethane	Ave	0.1731	0.1589		0.00918	0.0100	-8.2	50.0
Chloroethane	Ave	0.2175	0.2234		0.0103	0.0100	2.7	50.0
Trichlorofluoromethane	Ave	0.3382	0.3653		0.0108	0.0100	8.0	50.0
Acrolein	Ave	0.0471	0.0452		0.0288	0.0300	-4.0	50.0
1,1-Dichloroethene	Ave	0.2779	0.3092		0.0111	0.0100	11.2	20.0
1,1,2-Trichloro-1,2,2-trichfluoroethane	Ave	0.1941	0.2146		0.0111	0.0100	10.6	50.0
Acetone	Ave	0.1009	0.0925		0.0183	0.0200	-8.4	50.0
Iodomethane	Ave	0.4669	0.5339		0.0114	0.0100	14.4	50.0
Carbon disulfide	Ave	0.9697	1.026		0.0106	0.0100	5.8	50.0
Acetonitrile	Ave	0.0412	0.0422		0.0307	0.0300	2.4	50.0
Methyl acetate	Ave	0.2317	0.2336		0.0101	0.0100	0.8	50.0
Methylene Chloride	Lin1		0.3901		0.0104	0.0100	4.0	50.0
tert-Butyl alcohol	Ave	0.0248	0.0261		0.210	0.200	5.2	50.0
Acrylonitrile	Ave	0.1088	0.1131		0.0312	0.0300	4.0	50.0
Methyl tert-butyl ether	Ave	0.9424	0.9824		0.0104	0.0100	4.3	50.0
trans-1,2-Dichloroethene	Ave	0.3289	0.3460		0.0105	0.0100	5.2	50.0
Hexane	Ave	0.0496	0.0530		0.0107	0.0100	6.8	20.0
1,1-Dichloroethane	Ave	0.6006	0.6336	0.1000	0.0106	0.0100	5.5	50.0
Vinyl acetate	Lin1		0.0395		0.00967	0.0100	-3.3	50.0
2,2-Dichloropropane	Ave	0.4435	0.4347		0.00980	0.0100	-2.0	50.0
cis-1,2-Dichloroethene	Ave	0.3455	0.3589		0.0104	0.0100	3.9	50.0
2-Butanone	Ave	0.1260	0.1144		0.0182	0.0200	-9.2	50.0
Bromochloromethane	Ave	0.1473	0.1552		0.0105	0.0100	5.3	50.0
Tetrahydrofuran	Ave	0.0945	0.0853		0.00902	0.0100	-9.8	50.0
Chloroform	Ave	0.5299	0.5511		0.0104	0.0100	4.0	20.0
1,1,1-Trichloroethane	Ave	0.4788	0.4939		0.0103	0.0100	3.2	50.0
Cyclohexane	Ave	0.5517	0.5637		0.0102	0.0100	2.2	50.0
1,1-Dichloropropene	Ave	0.3918	0.4040		0.0103	0.0100	3.1	50.0
Carbon tetrachloride	Ave	0.3600	0.3747		0.0104	0.0100	4.1	50.0
Benzene	Ave	1.214	1.217		0.0100	0.0100	0.3	50.0
1,2-Dichloroethane	Ave	0.4059	0.4114		0.0101	0.0100	1.4	50.0
Trichloroethene	Ave	0.2807	0.2770		0.00987	0.0100	-1.3	50.0
Methylcyclohexane	Ave	0.3914	0.3947		0.0101	0.0100	0.8	50.0
1,2-Dichloropropane	Ave	0.2926	0.3000		0.0103	0.0100	2.5	20.0
Dibromomethane	Ave	0.1477	0.1522		0.0103	0.0100	3.1	50.0
Bromodichloromethane	Ave	0.3378	0.3338		0.00988	0.0100	-1.2	50.0
2-Chloroethyl vinyl ether	Ave	0.1489	0.1528		0.0103	0.0100	2.6	50.0

FORM VII
GC/MS VOA CONTINUING CALIBRATION DATA

Lab Name: TestAmerica North Canton Job No.: 240-321-1

SDG No.:

Lab Sample ID: ICV 240-3007/14 Calibration Date: 05/29/2011 17:29

Instrument ID: A3UX16 Calib Start Date: 05/29/2011 13:00

GC Column: DB-624 ID: 0.18(mm) Calib End Date: 05/29/2011 14:53

Lab File ID: UXM6512.D Conc. Units: ng/uL Heated Purge: (Y/N) N

ANALYTE	CURVE TYPE	AVE RRF	RRF	MIN RRF	CALC AMOUNT	SPIKE AMOUNT	%D	MAX %D
cis-1,3-Dichloropropene	Ave	0.4232	0.3961		0.00936	0.0100	-6.4	50.0
4-Methyl-2-pentanone	Ave	0.2755	0.2702		0.0196	0.0200	-1.9	50.0
Toluene	Ave	1.638	1.609		0.00982	0.0100	-1.8	20.0
trans-1,3-Dichloropropene	Ave	0.4843	0.4728		0.00976	0.0100	-2.4	50.0
1,1,2-Trichloroethane	Ave	0.2777	0.2807		0.0101	0.0100	1.1	50.0
Tetrachloroethene	Ave	0.2614	0.2645		0.0101	0.0100	1.2	50.0
1,3-Dichloropropane	Ave	0.5210	0.5138		0.00986	0.0100	-1.4	50.0
2-Hexanone	Ave	0.2391	0.2490		0.0208	0.0200	4.1	50.0
Dibromochloromethane	Ave	0.2878	0.2777		0.00965	0.0100	-3.5	50.0
1,2-Dibromoethane	Ave	0.2830	0.2757		0.00974	0.0100	-2.6	50.0
Chlorobenzene	Ave	1.054	1.038	0.3000	0.00985	0.0100	-1.5	50.0
1,1,1,2-Tetrachloroethane	Ave	0.3512	0.3641		0.0104	0.0100	3.7	50.0
Ethylbenzene	Ave	0.5717	0.5641		0.00987	0.0100	-1.3	20.0
m-Xylene & p-Xylene	Ave	0.7174	0.7021		0.0196	0.0200	-2.1	50.0
o-Xylene	Ave	0.7201	0.7280		0.0101	0.0100	1.1	50.0
Styrene	Ave	1.201	1.176		0.00979	0.0100	-2.1	50.0
Bromoform	Lin1		0.1515	0.1000	0.00859	0.0100	-14.1	50.0
Isopropylbenzene	Ave	1.784	1.771		0.00992	0.0100	-0.8	50.0
1,1,2,2-Tetrachloroethane	Ave	0.6751	0.6869	0.3000	0.0102	0.0100	1.8	50.0
Bromobenzene	Ave	0.7884	0.7899		0.0100	0.0100	0.2	50.0
1,2,3-Trichloropropane	Ave	0.2225	0.2228		0.0100	0.0100	0.2	50.0
trans-1,4-Dichloro-2-butene	Ave	0.2269	0.2283		0.0201	0.0200	0.6	50.0
n-Propylbenzene	Ave	0.8265	0.8644		0.0105	0.0100	4.6	50.0
2-Chlorotoluene	Ave	0.7766	0.7709		0.00993	0.0100	-0.7	50.0
1,3,5-Trimethylbenzene	Ave	2.717	2.741		0.0101	0.0100	0.9	50.0
4-Chlorotoluene	Ave	0.7995	0.8112		0.0101	0.0100	1.5	50.0
tert-Butylbenzene	Ave	2.147	2.164		0.0101	0.0100	0.8	50.0
1,2,4-Trimethylbenzene	Ave	2.849	2.902		0.0102	0.0100	1.9	50.0
sec-Butylbenzene	Ave	2.966	2.956		0.00997	0.0100	-0.3	50.0
1,3-Dichlorobenzene	Ave	1.515	1.521		0.0100	0.0100	0.4	50.0
p-Isopropyltoluene	Ave	2.466	2.611		0.0106	0.0100	5.9	50.0
1,4-Dichlorobenzene	Ave	1.558	1.520		0.00975	0.0100	-2.5	50.0
n-Butylbenzene	Ave	2.120	2.173		0.0103	0.0100	2.5	50.0
1,2-Dichlorobenzene	Ave	1.491	1.506		0.0101	0.0100	1.0	50.0
1,2-Dibromo-3-Chloropropane	Ave	0.1041	0.1019		0.00980	0.0100	-2.0	50.0
1,2,4-Trichlorobenzene	Ave	0.7431	0.7506		0.0101	0.0100	1.0	50.0
Hexachlorobutadiene	Ave	0.3112	0.2681		0.00862	0.0100	-13.8	50.0
Naphthalene	Ave	1.865	1.741		0.00934	0.0100	-6.6	50.0
1,2,3-Trichlorobenzene	Ave	0.6388	0.5681		0.00889	0.0100	-11.1	50.0
Dibromofluoromethane (Surr)	Ave	0.2597	0.2584		0.00995	0.0100	-0.5	50.0
1,2-Dichloroethane-d4 (Surr)	Ave	0.3187	0.3179		0.00998	0.0100	-0.2	50.0

FORM VII
GC/MS VOA CONTINUING CALIBRATION DATA

Lab Name: TestAmerica North Canton Job No.: 240-321-1

SDG No.:

Lab Sample ID: ICV 240-3007/14 Calibration Date: 05/29/2011 17:29

Instrument ID: A3UX16 Calib Start Date: 05/29/2011 13:00

GC Column: DB-624 ID: 0.18(mm) Calib End Date: 05/29/2011 14:53

Lab File ID: UXM6512.D Conc. Units: ng/uL Heated Purge: (Y/N) N

ANALYTE	CURVE TYPE	AVE RRF	RRF	MIN RRF	CALC AMOUNT	SPIKE AMOUNT	%D	MAX %D
Toluene-d8 (Surr)	Ave	1.297	1.264		0.00975	0.0100	-2.5	50.0
4-Bromofluorobenzene (Surr)	Ave	0.5392	0.5271		0.00978	0.0100	-2.2	50.0

FORM VII
GC/MS VOA CONTINUING CALIBRATION DATA

Lab Name: TestAmerica North Canton Job No.: 240-321-1

SDG No.:

Lab Sample ID: ICV 240-3007/14 Calibration Date: 05/29/2011 17:29

Instrument ID: A3UX16 Calib Start Date: 05/29/2011 15:15

GC Column: DB-624 ID: 0.18(mm) Calib End Date: 05/29/2011 17:06

Lab File ID: UXM6512.D Conc. Units: ng/uL Heated Purge: (Y/N) N

ANALYTE	CURVE TYPE	AVE RRF	RRF	MIN RRF	CALC AMOUNT	SPIKE AMOUNT	%D	MAX %D
Ethyl ether	Ave	0.2800	0.2894		0.0103	0.0100	3.4	50.0
Diisopropyl ether	Ave	0.2981	0.3096		0.0104	0.0100	3.8	50.0
Isobutyl alcohol	Ave	0.0091	0.0089		0.489	0.500	-2.2	50.0
Cyclohexanone	Ave	0.0684	0.0231		0.0676	0.200	-66.2*	50.0
1,2,3-Trimethylbenzene	Ave	2.945	3.155		0.0107	0.0100	7.1	50.0

FORM V
GC/MS VOA INSTRUMENT PERFORMANCE CHECK
BROMOFLUOROBENZENE (BFB)

Lab Name: TestAmerica North Canton Job No.: 240-321-1

SDG No.:

Lab File ID: BFB1893.D BFB Injection Date: 06/04/2011

Instrument ID: A3UX16 BFB Injection Time: 13:49

Analysis Batch No.: 3620

M/E	ION ABUNDANCE CRITERIA	% RELATIVE ABUNDANCE	
50	15.0 - 40.0 % of mass 95	21.8	
75	30.0 - 60.0 % of mass 95	47.2	
95	Base Peak, 100% relative abundance	100.0	
96	5.0 - 9.0 % of mass 95	6.6	
173	Less than 2.0 % of mass 174	0.4	(0.4)1
174	50.0 - 120.00 % of mass 95	82.1	
175	5.0 - 9.0 % of mass 174	5.9	(7.2)1
176	95.0 - 101.0 % of mass 174	80.0	(97.4)1
177	5.0 - 9.0 % of mass 176	5.0	(6.2)2

1-Value is % mass 174 2-Value is % mass 176

THIS CHECK APPLIES TO THE FOLLOWING SAMPLES, MS, MSD, BLANKS AND STANDARDS:

CLIENT SAMPLE ID	LAB SAMPLE ID	LAB FILE ID	DATE ANALYZED	TIME ANALYZED
	CCVIS 240-3620/2	UXM6650.D	06/04/2011	14:23
	CCV 240-3620/3	UXM6651.D	06/04/2011	14:46
	MB 240-3620/5	UXM6653.D	06/04/2011	15:31
	LCS 240-3620/4	UXM6655.D	06/04/2011	16:16
DMW-8D	240-475-1	UXM6656.D	06/04/2011	16:38
TB-052411	240-475-2	UXM6657.D	06/04/2011	17:01

FORM VII
GC/MS VOA CONTINUING CALIBRATION DATA

Lab Name: TestAmerica North Canton Job No.: 240-321-1

SDG No.:

Lab Sample ID: CCVIS 240-3620/2 Calibration Date: 06/04/2011 14:23

Instrument ID: A3UX16 Calib Start Date: 05/29/2011 13:00

GC Column: DB-624 ID: 0.18(mm) Calib End Date: 05/29/2011 14:53

Lab File ID: UXM6650.D Conc. Units: ng/uL Heated Purge: (Y/N) N

ANALYTE	CURVE TYPE	AVE RRF	RRF	MIN RRF	CALC AMOUNT	SPIKE AMOUNT	%D	MAX %D
Dichlorodifluoromethane	Ave	0.2718	0.2572		0.00946	0.0100	-5.4	50.0
Chloromethane	Ave	0.4459	0.3618	0.1000	0.00811	0.0100	-18.9	50.0
Vinyl chloride	Ave	0.3570	0.3123		0.00875	0.0100	-12.5	20.0
Bromomethane	Ave	0.1731	0.1272		0.00735	0.0100	-26.5	50.0
Chloroethane	Ave	0.2175	0.1783		0.00820	0.0100	-18.0	50.0
Trichlorofluoromethane	Ave	0.3382	0.3749		0.0111	0.0100	10.9	50.0
Acrolein	Ave	0.0471	0.0336		0.0713	0.100	-28.7	50.0
1,1-Dichloroethene	Ave	0.2779	0.2601		0.00936	0.0100	-6.4	20.0
1,1,2-Trichloro-1,2,2-trichfluoroethane	Ave	0.1941	0.2375		0.0122	0.0100	22.3	50.0
Acetone	Ave	0.1009	0.0764		0.0151	0.0200	-24.3	50.0
Iodomethane	Ave	0.4669	0.4677		0.0100	0.0100	0.2	50.0
Carbon disulfide	Ave	0.9697	0.7992		0.00824	0.0100	-17.6	50.0
Acetonitrile	Ave	0.0412	0.0356		0.0864	0.100	-13.6	50.0
Methyl acetate	Ave	0.2317	0.2135		0.0184	0.0200	-7.8	50.0
Methylene Chloride	Lin1		0.3289		0.00865	0.0100	-13.5	50.0
tert-Butyl alcohol	Ave	0.0248	0.0192		0.155	0.200	-22.8	50.0
Acrylonitrile	Ave	0.1088	0.0981		0.0180	0.0200	-9.8	50.0
Methyl tert-butyl ether	Ave	0.9424	0.7802		0.00828	0.0100	-17.2	50.0
trans-1,2-Dichloroethene	Ave	0.3289	0.3011		0.00915	0.0100	-8.5	50.0
Hexane	Ave	0.0496	0.0619		0.0125	0.0100	24.7*	20.0
1,1-Dichloroethane	Ave	0.6006	0.5402	0.1000	0.00899	0.0100	-10.1	50.0
Vinyl acetate	Lin1		0.0341		0.00841	0.0100	-15.9	50.0
2,2-Dichloropropane	Ave	0.4435	0.3911		0.00882	0.0100	-11.8	50.0
cis-1,2-Dichloroethene	Ave	0.3455	0.3140		0.00909	0.0100	-9.1	50.0
2-Butanone	Ave	0.1260	0.1138		0.0181	0.0200	-9.6	50.0
Bromochloromethane	Ave	0.1473	0.1459		0.00991	0.0100	-0.9	50.0
Tetrahydrofuran	Ave	0.0945	0.0787		0.00833	0.0100	-16.7	50.0
Chloroform	Ave	0.5299	0.4709		0.00889	0.0100	-11.1	20.0
1,1,1-Trichloroethane	Ave	0.4788	0.4343		0.00907	0.0100	-9.3	50.0
Cyclohexane	Ave	0.5517	0.6072		0.0110	0.0100	10.1	50.0
1,1-Dichloropropene	Ave	0.3918	0.3916		0.0100	0.0100	-0.0	50.0
Carbon tetrachloride	Ave	0.3600	0.3760		0.0104	0.0100	4.4	50.0
Benzene	Ave	1.214	1.123		0.00925	0.0100	-7.5	50.0
1,2-Dichloroethane	Ave	0.4059	0.3781		0.00932	0.0100	-6.8	50.0
Trichloroethene	Ave	0.2807	0.3092		0.0110	0.0100	10.2	50.0
Methylcyclohexane	Ave	0.3914	0.4557		0.0116	0.0100	16.4	50.0
1,2-Dichloropropane	Ave	0.2926	0.2912		0.00995	0.0100	-0.5	20.0
1,4-Dioxane	Ave	0.0022	0.0018		0.416	0.500	-16.8	50.0
Dibromomethane	Ave	0.1477	0.1394		0.00944	0.0100	-5.6	50.0
Bromodichloromethane	Ave	0.3378	0.3139		0.00929	0.0100	-7.1	50.0

FORM VII
GC/MS VOA CONTINUING CALIBRATION DATA

Lab Name: TestAmerica North Canton Job No.: 240-321-1

SDG No.:

Lab Sample ID: CCVIS 240-3620/2 Calibration Date: 06/04/2011 14:23

Instrument ID: A3UX16 Calib Start Date: 05/29/2011 13:00

GC Column: DB-624 ID: 0.18(mm) Calib End Date: 05/29/2011 14:53

Lab File ID: UXM6650.D Conc. Units: ng/uL Heated Purge: (Y/N) N

ANALYTE	CURVE TYPE	AVE RRF	RRF	MIN RRF	CALC AMOUNT	SPIKE AMOUNT	%D	MAX %D
2-Chloroethyl vinyl ether	Ave	0.1489	0.1374		0.0185	0.0200	-7.7	50.0
cis-1,3-Dichloropropene	Ave	0.4232	0.3979		0.00940	0.0100	-6.0	50.0
4-Methyl-2-pentanone	Ave	0.2755	0.2492		0.0181	0.0200	-9.5	50.0
Toluene	Ave	1.638	1.615		0.00986	0.0100	-1.4	20.0
trans-1,3-Dichloropropene	Ave	0.4843	0.4374		0.00903	0.0100	-9.7	50.0
Ethyl methacrylate	Ave	0.4611	0.4097		0.00888	0.0100	-11.2	50.0
1,1,2-Trichloroethane	Ave	0.2777	0.2696		0.00971	0.0100	-2.9	50.0
Tetrachloroethene	Ave	0.2614	0.3153		0.0121	0.0100	20.6	50.0
1,3-Dichloropropane	Ave	0.5210	0.4906		0.00942	0.0100	-5.8	50.0
2-Hexanone	Ave	0.2391	0.2168		0.0181	0.0200	-9.3	50.0
Dibromochloromethane	Ave	0.2878	0.2829		0.00983	0.0100	-1.7	50.0
1,2-Dibromoethane	Ave	0.2830	0.2713		0.00959	0.0100	-4.1	50.0
Chlorobenzene	Ave	1.054	1.068	0.3000	0.0101	0.0100	1.4	50.0
1,1,1,2-Tetrachloroethane	Ave	0.3512	0.3656		0.0104	0.0100	4.1	50.0
Ethylbenzene	Ave	0.5717	0.5737		0.0100	0.0100	0.4	20.0
m-Xylene & p-Xylene	Ave	0.7174	0.7016		0.0196	0.0200	-2.2	50.0
o-Xylene	Ave	0.7201	0.7108		0.00987	0.0100	-1.3	50.0
Styrene	Ave	1.201	1.178		0.00981	0.0100	-1.9	50.0
Bromoform	Lin1		0.1468	0.1000	0.00834	0.0100	-16.6	50.0
Isopropylbenzene	Ave	1.784	1.771		0.00992	0.0100	-0.8	50.0
1,1,2,2-Tetrachloroethane	Ave	0.6751	0.5646	0.3000	0.00836	0.0100	-16.4	50.0
Bromobenzene	Ave	0.7884	0.7936		0.0101	0.0100	0.7	50.0
1,2,3-Trichloropropane	Ave	0.2225	0.1926		0.00866	0.0100	-13.4	50.0
trans-1,4-Dichloro-2-butene	Ave	0.2269	0.1586		0.00699	0.0100	-30.1	50.0
n-Propylbenzene	Ave	0.8265	0.8116		0.00982	0.0100	-1.8	50.0
2-Chlorotoluene	Ave	0.7766	0.7700		0.00991	0.0100	-0.9	50.0
1,3,5-Trimethylbenzene	Ave	2.717	2.542		0.00935	0.0100	-6.5	50.0
4-Chlorotoluene	Ave	0.7995	0.7779		0.00973	0.0100	-2.7	50.0
tert-Butylbenzene	Ave	2.147	2.183		0.0102	0.0100	1.7	50.0
1,2,4-Trimethylbenzene	Ave	2.849	2.630		0.00923	0.0100	-7.7	50.0
sec-Butylbenzene	Ave	2.966	2.884		0.00972	0.0100	-2.8	50.0
1,3-Dichlorobenzene	Ave	1.515	1.473		0.00972	0.0100	-2.8	50.0
p-Isopropyltoluene	Ave	2.466	2.460		0.00998	0.0100	-0.2	50.0
1,4-Dichlorobenzene	Ave	1.558	1.524		0.00978	0.0100	-2.2	50.0
n-Butylbenzene	Ave	2.120	1.958		0.00924	0.0100	-7.6	50.0
1,2-Dichlorobenzene	Ave	1.491	1.434		0.00962	0.0100	-3.8	50.0
1,2-Dibromo-3-Chloropropane	Ave	0.1041	0.0906		0.00871	0.0100	-12.9	50.0
1,3,5-Trichlorobenzene	Ave	0.8672	0.8572		0.00989	0.0100	-1.1	50.0
1,2,4-Trichlorobenzene	Ave	0.7431	0.7148		0.00962	0.0100	-3.8	50.0
Hexachlorobutadiene	Ave	0.3112	0.3200		0.0103	0.0100	2.8	50.0
Naphthalene	Ave	1.865	1.476		0.00791	0.0100	-20.9	50.0

FORM VII 8260B

FORM VII
GC/MS VOA CONTINUING CALIBRATION DATA

Lab Name: TestAmerica North Canton Job No.: 240-321-1

SDG No.:

Lab Sample ID: CCVIS 240-3620/2 Calibration Date: 06/04/2011 14:23

Instrument ID: A3UX16 Calib Start Date: 05/29/2011 13:00

GC Column: DB-624 ID: 0.18(mm) Calib End Date: 05/29/2011 14:53

Lab File ID: UXM6650.D Conc. Units: ng/uL Heated Purge: (Y/N) N

ANALYTE	CURVE TYPE	AVE RRF	RRF	MIN RRF	CALC AMOUNT	SPIKE AMOUNT	%D	MAX %D
1,2,3-Trichlorobenzene	Ave	0.6388	0.5256		0.00823	0.0100	-17.7	50.0
Dibromofluoromethane (Surr)	Ave	0.2597	0.2422		0.00952	0.0102	-6.7	50.0
1,2-Dichloroethane-d4 (Surr)	Ave	0.3187	0.2819		0.00903	0.0102	-11.5	50.0
Toluene-d8 (Surr)	Ave	1.297	1.282		0.0101	0.0102	-1.1	50.0
4-Bromofluorobenzene (Surr)	Ave	0.5392	0.4722		0.00894	0.0102	-12.4	50.0

FORM VII
GC/MS VOA CONTINUING CALIBRATION DATA

Lab Name: TestAmerica North Canton Job No.: 240-321-1

SDG No.:

Lab Sample ID: CCV 240-3620/3 Calibration Date: 06/04/2011 14:46

Instrument ID: A3UX16 Calib Start Date: 05/29/2011 13:00

GC Column: DB-624 ID: 0.18(mm) Calib End Date: 05/29/2011 14:53

Lab File ID: UXM6651.D Conc. Units: ng/uL Heated Purge: (Y/N) N

ANALYTE	CURVE TYPE	AVE RRF	RRF	MIN RRF	CALC AMOUNT	SPIKE AMOUNT	%D	MAX %D
Dibromofluoromethane (Surr)	Ave	0.2597	0.2436		0.00958	0.0102	-6.2	50.0
1,2-Dichloroethane-d4 (Surr)	Ave	0.3187	0.2892		0.00926	0.0102	-9.3	50.0
Toluene-d8 (Surr)	Ave	1.297	1.288		0.0101	0.0102	-0.7	50.0
4-Bromofluorobenzene (Surr)	Ave	0.5392	0.4905		0.00929	0.0102	-9.0	50.0

FORM VII
GC/MS VOA CONTINUING CALIBRATION DATA

Lab Name: TestAmerica North Canton Job No.: 240-321-1

SDG No.:

Lab Sample ID: CCV 240-3620/3 Calibration Date: 06/04/2011 14:46

Instrument ID: A3UX16 Calib Start Date: 05/29/2011 15:15

GC Column: DB-624 ID: 0.18(mm) Calib End Date: 05/29/2011 17:06

Lab File ID: UXM6651.D Conc. Units: ng/uL Heated Purge: (Y/N) N

ANALYTE	CURVE TYPE	AVE RRF	RRF	MIN RRF	CALC AMOUNT	SPIKE AMOUNT	%D	MAX %D
Dichlorofluoromethane	Ave	0.5113	0.4411		0.00863	0.0100	-13.7	50.0
Ethyl ether	Ave	0.2800	0.2502		0.00894	0.0100	-10.6	50.0
3-Chloro-1-propene	Ave	0.1807	0.1541		0.00853	0.0100	-14.7	50.0
Diisopropyl ether	Ave	0.2981	0.2794		0.0469	0.0500	-6.3	50.0
2-Chloro-1,3-butadiene	Ave	0.5772	0.5357		0.00928	0.0100	-7.2	50.0
Ethyl-t-butyl ether (ETBE)	Ave	1.158	1.023		0.00883	0.0100	-11.7	50.0
Ethyl acetate	Ave	0.2390	0.2456		0.0205	0.0200	2.7	50.0
Propionitrile	Ave	0.0382	0.0345		0.0180	0.0200	-9.8	50.0
Methacrylonitrile	Ave	0.1799	0.1754		0.00975	0.0100	-2.5	50.0
Isobutyl alcohol	Ave	0.0091	0.0085		0.188	0.200	-6.1	50.0
Tert-amyl-methyl ether (TAME)	Ave	0.9258	0.8056		0.00870	0.0100	-13.0	50.0
n-Heptane	Qua		0.0523		0.0102	0.0100	2.0	50.0
n-Butanol	Ave	0.0076	0.0065		0.171	0.200	-14.4	50.0
Methyl methacrylate	Ave	0.2498	0.2554		0.0102	0.0100	2.3	50.0
2-Nitropropane	Ave	0.0724	0.0577		0.0159	0.0200	-20.3	50.0
Cyclohexanone	Ave	0.0684	0.0657		0.0960	0.100	-4.0	50.0
1,2,3-Trimethylbenzene	Ave	2.945	2.672		0.00907	0.0100	-9.3	50.0
2-Methylnaphthalene	Ave	0.7646	0.3526		0.00922	0.0200	-53.9*	50.0

FORM V
GC/MS VOA INSTRUMENT PERFORMANCE CHECK
BROMOFLUOROBENZENE (BFB)

Lab Name: TestAmerica North Canton Job No.: 240-321-1

SDG No.:

Lab File ID: BFB1895.D BFB Injection Date: 06/06/2011

Instrument ID: A3UX16 BFB Injection Time: 11:12

Analysis Batch No.: 3718

M/E	ION ABUNDANCE CRITERIA	% RELATIVE ABUNDANCE	
50	15.0 - 40.0 % of mass 95	19.6	
75	30.0 - 60.0 % of mass 95	47.8	
95	Base Peak, 100% relative abundance	100.0	
96	5.0 - 9.0 % of mass 95	6.2	
173	Less than 2.0 % of mass 174	0.5	(0.6)1
174	50.0 - 120.00 % of mass 95	81.1	
175	5.0 - 9.0 % of mass 174	5.5	(6.8)1
176	95.0 - 101.0 % of mass 174	81.1	(100.0)1
177	5.0 - 9.0 % of mass 176	5.1	(6.3)2

1-Value is % mass 174 2-Value is % mass 176

THIS CHECK APPLIES TO THE FOLLOWING SAMPLES, MS, MSD, BLANKS AND STANDARDS:

CLIENT SAMPLE ID	LAB SAMPLE ID	LAB FILE ID	DATE ANALYZED	TIME ANALYZED
	CCVIS 240-3718/2	UXM6704.D	06/06/2011	12:27
	CCV 240-3718/3	UXM6705.D	06/06/2011	12:49
	LCS 240-3718/4	UXM6706.D	06/06/2011	13:12
	MB 240-3718/5	UXM6707.D	06/06/2011	13:35
MW-5 DL	240-475-3 DL	UXM6714.D	06/06/2011	16:13

FORM VII
GC/MS VOA CONTINUING CALIBRATION DATA

Lab Name: TestAmerica North Canton Job No.: 240-321-1

SDG No.:

Lab Sample ID: CCVIS 240-3718/2 Calibration Date: 06/06/2011 12:27

Instrument ID: A3UX16 Calib Start Date: 05/29/2011 13:00

GC Column: DB-624 ID: 0.18(mm) Calib End Date: 05/29/2011 14:53

Lab File ID: UXM6704.D Conc. Units: ng/uL Heated Purge: (Y/N) N

ANALYTE	CURVE TYPE	AVE RRF	RRF	MIN RRF	CALC AMOUNT	SPIKE AMOUNT	%D	MAX %D
Dichlorodifluoromethane	Ave	0.2718	0.2300		0.00846	0.0100	-15.4	50.0
Chloromethane	Ave	0.4459	0.3457	0.1000	0.00775	0.0100	-22.5	50.0
Vinyl chloride	Ave	0.3570	0.2943		0.00824	0.0100	-17.6	20.0
Bromomethane	Ave	0.1731	0.1413		0.00817	0.0100	-18.3	50.0
Chloroethane	Ave	0.2175	0.1752		0.00806	0.0100	-19.4	50.0
Trichlorofluoromethane	Ave	0.3382	0.3904		0.0115	0.0100	15.4	50.0
Acrolein	Ave	0.0471	0.0375		0.0796	0.100	-20.4	50.0
1,1-Dichloroethene	Ave	0.2779	0.2425		0.00873	0.0100	-12.7	20.0
1,1,2-Trichloro-1,2,2-trichfluoroethane	Ave	0.1941	0.2283		0.0118	0.0100	17.6	50.0
Acetone	Ave	0.1009	0.0733		0.0145	0.0200	-27.3	50.0
Iodomethane	Ave	0.4669	0.4548		0.00974	0.0100	-2.6	50.0
Carbon disulfide	Ave	0.9697	0.7358		0.00759	0.0100	-24.1	50.0
Acetonitrile	Ave	0.0412	0.0338		0.0819	0.100	-18.1	50.0
Methyl acetate	Ave	0.2317	0.1912		0.0165	0.0200	-17.5	50.0
Methylene Chloride	Lin1		0.3029		0.00790	0.0100	-21.0	50.0
tert-Butyl alcohol	Ave	0.0248	0.0174		0.140	0.200	-30.0	50.0
Acrylonitrile	Ave	0.1088	0.0885		0.0163	0.0200	-18.6	50.0
Methyl tert-butyl ether	Ave	0.9424	0.7356		0.00781	0.0100	-21.9	50.0
trans-1,2-Dichloroethene	Ave	0.3289	0.2819		0.00857	0.0100	-14.3	50.0
Hexane	Ave	0.0496	0.0575		0.0116	0.0100	15.8	20.0
1,1-Dichloroethane	Ave	0.6006	0.5005	0.1000	0.00833	0.0100	-16.7	50.0
Vinyl acetate	Lin1		0.0348		0.00857	0.0100	-14.3	50.0
2,2-Dichloropropane	Ave	0.4435	0.3741		0.00843	0.0100	-15.7	50.0
cis-1,2-Dichloroethene	Ave	0.3455	0.2931		0.00848	0.0100	-15.2	50.0
2-Butanone	Ave	0.1260	0.1036		0.0164	0.0200	-17.8	50.0
Bromochloromethane	Ave	0.1473	0.1348		0.00915	0.0100	-8.5	50.0
Tetrahydrofuran	Ave	0.0945	0.0678		0.00718	0.0100	-28.2	50.0
Chloroform	Ave	0.5299	0.4480		0.00845	0.0100	-15.5	20.0
1,1,1-Trichloroethane	Ave	0.4788	0.4252		0.00888	0.0100	-11.2	50.0
Cyclohexane	Ave	0.5517	0.5485		0.00994	0.0100	-0.6	50.0
1,1-Dichloropropene	Ave	0.3918	0.3562		0.00909	0.0100	-9.1	50.0
Carbon tetrachloride	Ave	0.3600	0.3555		0.00988	0.0100	-1.2	50.0
Benzene	Ave	1.214	1.052		0.00866	0.0100	-13.4	50.0
1,2-Dichloroethane	Ave	0.4059	0.3599		0.00887	0.0100	-11.3	50.0
Trichloroethene	Ave	0.2807	0.2897		0.0103	0.0100	3.2	50.0
Methylcyclohexane	Ave	0.3914	0.4134		0.0106	0.0100	5.6	50.0
1,2-Dichloropropane	Ave	0.2926	0.2681		0.00916	0.0100	-8.4	20.0
1,4-Dioxane	Ave	0.0022	0.0017		0.390	0.500	-22.0	50.0
Dibromomethane	Ave	0.1477	0.1308		0.00886	0.0100	-11.4	50.0
Bromodichloromethane	Ave	0.3378	0.2931		0.00868	0.0100	-13.2	50.0

FORM VII
GC/MS VOA CONTINUING CALIBRATION DATA

Lab Name: TestAmerica North Canton Job No.: 240-321-1

SDG No.:

Lab Sample ID: CCVIS 240-3718/2 Calibration Date: 06/06/2011 12:27

Instrument ID: A3UX16 Calib Start Date: 05/29/2011 13:00

GC Column: DB-624 ID: 0.18(mm) Calib End Date: 05/29/2011 14:53

Lab File ID: UXM6704.D Conc. Units: ng/uL Heated Purge: (Y/N) N

ANALYTE	CURVE TYPE	AVE RRF	RRF	MIN RRF	CALC AMOUNT	SPIKE AMOUNT	%D	MAX %D
2-Chloroethyl vinyl ether	Ave	0.1489	0.1330		0.0179	0.0200	-10.7	50.0
cis-1,3-Dichloropropene	Ave	0.4232	0.3748		0.00886	0.0100	-11.4	50.0
4-Methyl-2-pentanone	Ave	0.2755	0.2347		0.0170	0.0200	-14.8	50.0
Toluene	Ave	1.638	1.479		0.00903	0.0100	-9.7	20.0
trans-1,3-Dichloropropene	Ave	0.4843	0.4101		0.00847	0.0100	-15.3	50.0
Ethyl methacrylate	Ave	0.4611	0.3722		0.00807	0.0100	-19.3	50.0
1,1,2-Trichloroethane	Ave	0.2777	0.2464		0.00887	0.0100	-11.3	50.0
Tetrachloroethene	Ave	0.2614	0.2981		0.0114	0.0100	14.0	50.0
1,3-Dichloropropane	Ave	0.5210	0.4437		0.00852	0.0100	-14.8	50.0
2-Hexanone	Ave	0.2391	0.1924		0.0161	0.0200	-19.5	50.0
Dibromochloromethane	Ave	0.2878	0.2574		0.00895	0.0100	-10.5	50.0
1,2-Dibromoethane	Ave	0.2830	0.2483		0.00877	0.0100	-12.3	50.0
Chlorobenzene	Ave	1.054	0.9888	0.3000	0.00939	0.0100	-6.1	50.0
1,1,1,2-Tetrachloroethane	Ave	0.3512	0.3355		0.00955	0.0100	-4.5	50.0
Ethylbenzene	Ave	0.5717	0.5193		0.00908	0.0100	-9.2	20.0
m-Xylene & p-Xylene	Ave	0.7174	0.6519		0.0182	0.0200	-9.1	50.0
o-Xylene	Ave	0.7201	0.6581		0.00914	0.0100	-8.6	50.0
Styrene	Ave	1.201	1.076		0.00896	0.0100	-10.4	50.0
Bromoform	Lin1		0.1348	0.1000	0.00770	0.0100	-23.0	50.0
Isopropylbenzene	Ave	1.784	1.626		0.00911	0.0100	-8.9	50.0
1,1,2,2-Tetrachloroethane	Ave	0.6751	0.5193	0.3000	0.00769	0.0100	-23.1	50.0
Bromobenzene	Ave	0.7884	0.7567		0.00960	0.0100	-4.0	50.0
1,2,3-Trichloropropane	Ave	0.2225	0.1892		0.00850	0.0100	-15.0	50.0
trans-1,4-Dichloro-2-butene	Ave	0.2269	0.1416		0.00624	0.0100	-37.6	50.0
n-Propylbenzene	Ave	0.8265	0.7558		0.00914	0.0100	-8.6	50.0
2-Chlorotoluene	Ave	0.7766	0.7173		0.00924	0.0100	-7.6	50.0
1,3,5-Trimethylbenzene	Ave	2.717	2.364		0.00870	0.0100	-13.0	50.0
4-Chlorotoluene	Ave	0.7995	0.7352		0.00920	0.0100	-8.0	50.0
tert-Butylbenzene	Ave	2.147	2.017		0.00939	0.0100	-6.1	50.0
1,2,4-Trimethylbenzene	Ave	2.849	2.468		0.00866	0.0100	-13.4	50.0
sec-Butylbenzene	Ave	2.966	2.676		0.00902	0.0100	-9.8	50.0
1,3-Dichlorobenzene	Ave	1.515	1.391		0.00918	0.0100	-8.2	50.0
p-Isopropyltoluene	Ave	2.466	2.297		0.00932	0.0100	-6.8	50.0
1,4-Dichlorobenzene	Ave	1.558	1.413		0.00907	0.0100	-9.3	50.0
n-Butylbenzene	Ave	2.120	1.811		0.00854	0.0100	-14.6	50.0
1,2-Dichlorobenzene	Ave	1.491	1.341		0.00899	0.0100	-10.1	50.0
1,2-Dibromo-3-Chloropropane	Ave	0.1041	0.0801		0.00770	0.0100	-23.0	50.0
1,3,5-Trichlorobenzene	Ave	0.8672	0.8246		0.00951	0.0100	-4.9	50.0
1,2,4-Trichlorobenzene	Ave	0.7431	0.6584		0.00886	0.0100	-11.4	50.0
Hexachlorobutadiene	Ave	0.3112	0.3017		0.00969	0.0100	-3.1	50.0
Naphthalene	Ave	1.865	1.302		0.00698	0.0100	30.2	50.0

FORM VII 8260B

FORM VII
GC/MS VOA CONTINUING CALIBRATION DATA

Lab Name: TestAmerica North Canton Job No.: 240-321-1

SDG No.:

Lab Sample ID: CCVIS 240-3718/2 Calibration Date: 06/06/2011 12:27

Instrument ID: A3UX16 Calib Start Date: 05/29/2011 13:00

GC Column: DB-624 ID: 0.18(mm) Calib End Date: 05/29/2011 14:53

Lab File ID: UXM6704.D Conc. Units: ng/uL Heated Purge: (Y/N) N

ANALYTE	CURVE TYPE	AVE RRF	RRF	MIN RRF	CALC AMOUNT	SPIKE AMOUNT	%D	MAX %D
1,2,3-Trichlorobenzene	Ave	0.6388	0.4898		0.00767	0.0100	-23.3	50.0
Dibromofluoromethane (Surr)	Ave	0.2597	0.2411		0.00948	0.0102	-7.2	50.0
1,2-Dichloroethane-d4 (Surr)	Ave	0.3187	0.2930		0.00939	0.0102	-8.1	50.0
Toluene-d8 (Surr)	Ave	1.297	1.250		0.00984	0.0102	-3.6	50.0
4-Bromofluorobenzene (Surr)	Ave	0.5392	0.4469		0.00846	0.0102	-17.1	50.0

FORM VII
GC/MS VOA CONTINUING CALIBRATION DATA

Lab Name: TestAmerica North Canton Job No.: 240-321-1

SDG No.:

Lab Sample ID: CCV 240-3718/3 Calibration Date: 06/06/2011 12:49

Instrument ID: A3UX16 Calib Start Date: 05/29/2011 13:00

GC Column: DB-624 ID: 0.18(mm) Calib End Date: 05/29/2011 14:53

Lab File ID: UXM6705.D Conc. Units: ng/uL Heated Purge: (Y/N) N

ANALYTE	CURVE TYPE	AVE RRF	RRF	MIN RRF	CALC AMOUNT	SPIKE AMOUNT	%D	MAX %D
Dibromofluoromethane (Surr)	Ave	0.2597	0.2501		0.00983	0.0102	-3.7	50.0
1,2-Dichloroethane-d4 (Surr)	Ave	0.3187	0.3081		0.00987	0.0102	-3.3	50.0
Toluene-d8 (Surr)	Ave	1.297	1.313		0.0103	0.0102	1.2	50.0
4-Bromofluorobenzene (Surr)	Ave	0.5392	0.4631		0.00877	0.0102	-14.1	50.0

FORM VII
GC/MS VOA CONTINUING CALIBRATION DATA

Lab Name: TestAmerica North Canton Job No.: 240-321-1

SDG No.:

Lab Sample ID: CCV 240-3718/3 Calibration Date: 06/06/2011 12:49

Instrument ID: A3UX16 Calib Start Date: 05/29/2011 15:15

GC Column: DB-624 ID: 0.18(mm) Calib End Date: 05/29/2011 17:06

Lab File ID: UXM6705.D Conc. Units: ng/uL Heated Purge: (Y/N) N

ANALYTE	CURVE TYPE	AVE RRF	RRF	MIN RRF	CALC AMOUNT	SPIKE AMOUNT	%D	MAX %D
Dichlorofluoromethane	Ave	0.5113	0.4539		0.00888	0.0100	-11.2	50.0
Ethyl ether	Ave	0.2800	0.2517		0.00899	0.0100	-10.1	50.0
3-Chloro-1-propene	Ave	0.1807	0.1490		0.00825	0.0100	-17.5	50.0
Diisopropyl ether	Ave	0.2981	0.2733		0.0458	0.0500	-8.3	50.0
2-Chloro-1,3-butadiene	Ave	0.5772	0.5538		0.00959	0.0100	-4.1	50.0
Ethyl-t-butyl ether (ETBE)	Ave	1.158	1.009		0.00871	0.0100	-12.9	50.0
Ethyl acetate	Ave	0.2390	0.2258		0.0189	0.0200	-5.6	50.0
Propionitrile	Ave	0.0382	0.0325		0.0170	0.0200	-14.9	50.0
Methacrylonitrile	Ave	0.1799	0.1751		0.00973	0.0100	-2.7	50.0
Isobutyl alcohol	Ave	0.0091	0.0080		0.175	0.200	-12.4	50.0
Tert-amyl-methyl ether (TAME)	Ave	0.9258	0.7771		0.00839	0.0100	-16.1	50.0
n-Heptane	Qua		0.0673		0.0130	0.0100	30.0	50.0
n-Butanol	Ave	0.0076	0.0056		0.149	0.200	-25.7	50.0
Methyl methacrylate	Ave	0.2498	0.2346		0.00939	0.0100	-6.1	50.0
2-Nitropropane	Ave	0.0724	0.0554		0.0153	0.0200	-23.4	50.0
Cyclohexanone	Ave	0.0684	0.0555		0.0811	0.100	-18.9	50.0
1,2,3-Trimethylbenzene	Ave	2.945	2.628		0.00893	0.0100	-10.7	50.0
2-Methylnaphthalene	Ave	0.7646	0.3270		0.00855	0.0200	-57.2*	50.0

FORM IV
GC/MS VOA METHOD BLANK SUMMARY

Lab Name: TestAmerica North Canton Job No.: 240-321-1

SDG No.:

Lab File ID: UX128745.D Lab Sample ID: MB 240-3295/4

Matrix: Water Heated Purge:(Y/N) N

Instrument ID: A3UX12 Date Analyzed: 06/01/2011 22:12

GC Column: DB-624 ID: 0.18(mm)

THIS METHOD BLANK APPLIES TO THE FOLLOWING SAMPLES:

CLIENT SAMPLE ID	LAB SAMPLE ID	LAB FILE ID	DATE ANALYZED
	LCS 240-3295/5	UX128744.D	06/01/2011 21:47
TB-051911	240-321-1	UX128755.D	06/02/2011 02:26
DMW14I-051911	240-321-2	UX128756.D	06/02/2011 02:51
DMW14D-051911	240-321-3	UX128757.D	06/02/2011 03:17
DMW17I-051911	240-321-4	UX128758.D	06/02/2011 03:43
DMW8S-051911	240-321-5	UX128759.D	06/02/2011 04:08
DMW14I-051911 MS	240-321-2 MS	UX128766.D	06/02/2011 07:05
DMW14I-051911 MSD	240-321-2 MSD	UX128767.D	06/02/2011 07:30

FORM I
GC/MS VOA ORGANICS ANALYSIS DATA SHEET

Lab Name: TestAmerica North Canton | Job No.: 240-321-1

SDG No.:

Client Sample ID: | Lab Sample ID: MB 240-3295/4

Matrix: Water | Lab File ID: UX128745.D

Analysis Method: 8260B | Date Collected:

Sample wt/vol: 5(mL) | Date Analyzed: 06/01/2011 22:12

Soil Aliquot Vol: | Dilution Factor: 1

Soil Extract Vol.: | GC Column: DB-624 ID: 0.18(mm)

% Moisture: | Level: (low/med) Low

Analysis Batch No.: 3295 | Units: ug/L

CAS NO.	COMPOUND NAME	RESULT	Q	RL	MDL
67-64-1	Acetone	5.0	U	5.0	1.1
71-43-2	Benzene	1.0	U	1.0	0.13
108-86-1	Bromobenzene	1.0	U	1.0	0.13
74-97-5	Bromochloromethane	1.0	U	1.0	0.29
75-27-4	Bromodichloromethane	1.0	U	1.0	0.15
75-25-2	Bromoform	1.0	U	1.0	0.64
74-83-9	Bromomethane	1.0	U	1.0	0.41
78-93-3	2-Butanone	5.0	U	5.0	0.57
75-15-0	Carbon disulfide	1.0	U	1.0	0.13
56-23-5	Carbon tetrachloride	1.0	U	1.0	0.13
108-90-7	Chlorobenzene	1.0	U	1.0	0.15
75-00-3	Chloroethane	1.0	U	1.0	0.29
110-75-8	2-Chloroethyl vinyl ether	10	U	10	0.99
67-66-3	Chloroform	1.0	U	1.0	0.16
74-87-3	Chloromethane	1.0	U	1.0	0.30
95-49-8	2-Chlorotoluene	1.0	U	1.0	0.11
106-43-4	4-Chlorotoluene	1.0	U	1.0	0.18
156-59-2	cis-1,2-Dichloroethene	1.0	U	1.0	0.17
10061-01-5	cis-1,3-Dichloropropene	1.0	U	1.0	0.14
124-48-1	Dibromochloromethane	1.0	U	1.0	0.18
96-12-8	1,2-Dibromo-3-Chloropropane	5.0	U	5.0	0.67
106-93-4	1,2-Dibromoethane	1.0	U	1.0	0.24
74-95-3	Dibromomethane	1.0	U	1.0	0.28
95-50-1	1,2-Dichlorobenzene	1.0	U	1.0	0.13
541-73-1	1,3-Dichlorobenzene	1.0	U	1.0	0.14
106-46-7	1,4-Dichlorobenzene	1.0	U	1.0	0.13
75-71-8	Dichlorodifluoromethane	1.0	U	1.0	0.31
75-34-3	1,1-Dichloroethane	1.0	U	1.0	0.15
107-06-2	1,2-Dichloroethane	1.0	U	1.0	0.22
75-35-4	1,1-Dichloroethene	1.0	U	1.0	0.19
78-87-5	1,2-Dichloropropane	1.0	U	1.0	0.18
142-28-9	1,3-Dichloropropane	1.0	U	1.0	0.16
594-20-7	2,2-Dichloropropane	1.0	U	1.0	0.13
563-58-6	1,1-Dichloropropene	1.0	U	1.0	0.13
108-20-3	Diisopropyl ether	5.0	U	5.0	1.5
100-41-4	Ethylbenzene	1.0	U	1.0	0.17

FORM I
GC/MS VOA ORGANICS ANALYSIS DATA SHEET

Lab Name: TestAmerica North Canton | Job No.: 240-321-1

SDG No.:

Client Sample ID: | Lab Sample ID: MB 240-3295/4

Matrix: Water | Lab File ID: UX128745.D

Analysis Method: 8260B | Date Collected:

Sample wt/vol: 5(mL) | Date Analyzed: 06/01/2011 22:12

Soil Aliquot Vol: | Dilution Factor: 1

Soil Extract Vol.: | GC Column: DB-624 ID: 0.18(mm)

% Moisture: | Level: (low/med) Low

Analysis Batch No.: 3295 | Units: ug/L

CAS NO.	COMPOUND NAME	RESULT	Q	RL	MDL
637-92-3	Ethyl-t-butyl ether (ETBE)	5.0	U	5.0	0.11
87-68-3	Hexachlorobutadiene	1.0	U	1.0	0.30
591-78-6	2-Hexanone	5.0	U	5.0	0.41
98-82-8	Isopropylbenzene	1.0	U	1.0	0.13
75-09-2	Methylene Chloride	1.0	U	1.0	0.33
108-10-1	4-Methyl-2-pentanone	5.0	U	5.0	0.32
1634-04-4	Methyl tert-butyl ether	5.0	U	5.0	0.17
179601-23-1	m-Xylene & p-Xylene	2.0	U	2.0	0.24
91-20-3	Naphthalene	1.0	U	1.0	0.24
104-51-8	n-Butylbenzene	0.471	J	1.0	0.12
103-65-1	n-Propylbenzene	1.0	U	1.0	0.14
95-47-6	o-Xylene	1.0	U	1.0	0.14
99-87-6	p-Isopropyltoluene	1.0	U	1.0	0.12
135-98-8	sec-Butylbenzene	0.235	J	1.0	0.13
100-42-5	Styrene	1.0	U	1.0	0.11
994-05-8	Tert-amyl-methyl ether (TAME)	5.0	U	5.0	0.067
75-65-0	tert-Butyl alcohol	20	U	20	3.9
98-06-6	tert-Butylbenzene	1.0	U	1.0	0.13
630-20-6	1,1,1,2-Tetrachloroethane	1.0	U	1.0	0.23
79-34-5	1,1,2,2-Tetrachloroethane	1.0	U	1.0	0.18
127-18-4	Tetrachloroethene	1.0	U	1.0	0.29
108-88-3	Toluene	1.0	U	1.0	0.13
156-60-5	trans-1,2-Dichloroethene	1.0	U	1.0	0.19
10061-02-6	trans-1,3-Dichloropropene	1.0	U	1.0	0.19
87-61-6	1,2,3-Trichlorobenzene	0.593	J	1.0	0.17
120-82-1	1,2,4-Trichlorobenzene	0.286	J	1.0	0.15
71-55-6	1,1,1-Trichloroethane	1.0	U	1.0	0.22
79-01-6	Trichloroethene	1.0	U	1.0	0.17
75-69-4	Trichlorofluoromethane	1.0	U	1.0	0.21
96-18-4	1,2,3-Trichloropropane	1.0	U	1.0	0.43
76-13-1	1,1,2-Trichloro-1,2,2-trichfluoroethane	1.0	U	1.0	0.28
526-73-8	1,2,3-Trimethylbenzene	5.0	U	5.0	0.0059
95-63-6	1,2,4-Trimethylbenzene	1.0	U	1.0	0.12
108-05-4	Vinyl acetate	2.0	U	2.0	0.19
75-01-4	Vinyl chloride	1.0	U	1.0	0.22

FORM I
GC/MS VOA ORGANICS ANALYSIS DATA SHEET

Lab Name: TestAmerica North Canton | Job No.: 240-321-1

SDG No.:

Client Sample ID: | Lab Sample ID: MB 240-3295/4

Matrix: Water | Lab File ID: UX128745.D

Analysis Method: 8260B | Date Collected:

Sample wt/vol: 5(mL) | Date Analyzed: 06/01/2011 22:12

Soil Aliquot Vol: | Dilution Factor: 1

Soil Extract Vol.: | GC Column: DB-624 ID: 0.18(mm)

% Moisture: | Level: (low/med) Low

Analysis Batch No.: 3295 | Units: ug/L

CAS NO.	COMPOUND NAME	RESULT	Q	RL	MDL
1330-20-7	Xylenes, Total	2.0	U	2.0	0.28

CAS NO.	SURROGATE	%REC	Q	LIMITS
460-00-4	4-Bromofluorobenzene (Surr)	83		66-117
1868-53-7	Dibromofluoromethane (Surr)	98		75-121
17060-07-0	1,2-Dichloroethane-d4 (Surr)	88		63-129
2037-26-5	Toluene-d8 (Surr)	96		74-115

FORM I
GC/MS VOA ORGANICS ANALYSIS DATA SHEET
TENTATIVELY IDENTIFIED COMPOUNDS

Lab Name: TestAmerica North Canton | Job No.: 240-321-1

SDG No.:

Client Sample ID: | Lab Sample ID: MB 240-3295/4

Matrix: Water | Lab File ID: UX128745.D

Analysis Method: 8260B | Date Collected:

Sample wt/vol: 5(mL) | Date Analyzed: 06/01/2011 22:12

Soil Aliquot Vol: | Dilution Factor: 1

Soil Extract Vol.: | GC Column: DB-624 ID: 0.18(mm)

% Moisture: | Level: (low/med) Low

Analysis Batch No.: 3295 | Units: ug/L

Number TICs Found: 0 | TIC Result Total: 0

CAS NO.	COMPOUND NAME	RT	RESULT	Q
	Tentatively Identified Compound		None	

FORM I-TIC 8260B

FORM IV
GC/MS VOA METHOD BLANK SUMMARY

Lab Name: TestAmerica North Canton Job No.: 240-321-1

SDG No.:

Lab File ID: UXC5773.D Lab Sample ID: MB 240-3551/6

Matrix: Water Heated Purge:(Y/N) N

Instrument ID: A3UX15 Date Analyzed: 06/03/2011 15:56

GC Column: DB-624 ID: 0.18(mm)

THIS METHOD BLANK APPLIES TO THE FOLLOWING SAMPLES:

CLIENT SAMPLE ID	LAB SAMPLE ID	LAB FILE ID	DATE ANALYZED
	LCS 240-3551/5	UXC5772.D	06/03/2011 15:33
DMW-8I	240-410-1	UXC5790.D	06/03/2011 22:16
TB-052311	240-410-2	UXC5791.D	06/03/2011 22:38

FORM I
GC/MS VOA ORGANICS ANALYSIS DATA SHEET

Lab Name: TestAmerica North Canton
Job No.: 240-321-1
SDG No.:
Client Sample ID:
Lab Sample ID: MB 240-3551/6
Matrix: Water
Lab File ID: UXC5773.D
Analysis Method: 8260B
Date Collected:
Sample wt/vol: 5(mL)
Date Analyzed: 06/03/2011 15:56
Soil Aliquot Vol:
Dilution Factor: 1
Soil Extract Vol.:
GC Column: DB-624 ID: 0.18(mm)
% Moisture:
Level: (low/med) Low
Analysis Batch No.: 3551
Units: ug/L

CAS NO.	COMPOUND NAME	RESULT	Q	RL	MDL
67-64-1	Acetone	5.0	U	5.0	1.1
71-43-2	Benzene	1.0	U	1.0	0.13
108-86-1	Bromobenzene	1.0	U	1.0	0.13
74-97-5	Bromochloromethane	1.0	U	1.0	0.29
75-27-4	Bromodichloromethane	1.0	U	1.0	0.15
75-25-2	Bromoform	1.0	U	1.0	0.64
74-83-9	Bromomethane	1.0	U	1.0	0.41
78-93-3	2-Butanone	5.0	U	5.0	0.57
75-15-0	Carbon disulfide	1.0	U	1.0	0.13
56-23-5	Carbon tetrachloride	1.0	U	1.0	0.13
108-90-7	Chlorobenzene	1.0	U	1.0	0.15
75-00-3	Chloroethane	1.0	U	1.0	0.29
110-75-8	2-Chloroethyl vinyl ether	10	U	10	0.99
67-66-3	Chloroform	1.0	U	1.0	0.16
74-87-3	Chloromethane	1.0	U	1.0	0.30
95-49-8	2-Chlorotoluene	1.0	U	1.0	0.11
106-43-4	4-Chlorotoluene	1.0	U	1.0	0.18
156-59-2	cis-1,2-Dichloroethene	1.0	U	1.0	0.17
10061-01-5	cis-1,3-Dichloropropene	1.0	U	1.0	0.14
124-48-1	Dibromochloromethane	1.0	U	1.0	0.18
96-12-8	1,2-Dibromo-3-Chloropropane	5.0	U	5.0	0.67
106-93-4	1,2-Dibromoethane	1.0	U	1.0	0.24
74-95-3	Dibromomethane	1.0	U	1.0	0.28
95-50-1	1,2-Dichlorobenzene	1.0	U	1.0	0.13
541-73-1	1,3-Dichlorobenzene	1.0	U	1.0	0.14
106-46-7	1,4-Dichlorobenzene	1.0	U	1.0	0.13
75-71-8	Dichlorodifluoromethane	1.0	U	1.0	0.31
75-34-3	1,1-Dichloroethane	1.0	U	1.0	0.15
107-06-2	1,2-Dichloroethane	1.0	U	1.0	0.22
75-35-4	1,1-Dichloroethene	1.0	U	1.0	0.19
78-87-5	1,2-Dichloropropane	1.0	U	1.0	0.18
142-28-9	1,3-Dichloropropane	1.0	U	1.0	0.16
594-20-7	2,2-Dichloropropane	1.0	U	1.0	0.13
563-58-6	1,1-Dichloropropene	1.0	U	1.0	0.13
108-20-3	Diisopropyl ether	5.0	U	5.0	1.5
100-41-4	Ethylbenzene	1.0	U	1.0	0.17

FORM I
GC/MS VOA ORGANICS ANALYSIS DATA SHEET

Lab Name: TestAmerica North Canton | Job No.: 240-321-1

SDG No.:

Client Sample ID: | Lab Sample ID: MB 240-3551/6

Matrix: Water | Lab File ID: UXC5773.D

Analysis Method: 8260B | Date Collected:

Sample wt/vol: 5(mL) | Date Analyzed: 06/03/2011 15:56

Soil Aliquot Vol: | Dilution Factor: 1

Soil Extract Vol.: | GC Column: DB-624 ID: 0.18(mm)

% Moisture: | Level: (low/med) Low

Analysis Batch No.: 3551 | Units: ug/L

CAS NO.	COMPOUND NAME	RESULT	Q	RL	MDL
637-92-3	Ethyl-t-butyl ether (ETBE)	5.0	U	5.0	0.11
87-68-3	Hexachlorobutadiene	1.0	U	1.0	0.30
591-78-6	2-Hexanone	5.0	U	5.0	0.41
98-82-8	Isopropylbenzene	1.0	U	1.0	0.13
75-09-2	Methylene Chloride	1.0	U	1.0	0.33
108-10-1	4-Methyl-2-pentanone	5.0	U	5.0	0.32
1634-04-4	Methyl tert-butyl ether	5.0	U	5.0	0.17
179601-23-1	m-Xylene & p-Xylene	2.0	U	2.0	0.24
91-20-3	Naphthalene	1.0	U	1.0	0.24
104-51-8	n-Butylbenzene	1.0	U	1.0	0.12
103-65-1	n-Propylbenzene	1.0	U	1.0	0.14
95-47-6	o-Xylene	1.0	U	1.0	0.14
99-87-6	p-Isopropyltoluene	1.0	U	1.0	0.12
135-98-8	sec-Butylbenzene	1.0	U	1.0	0.13
100-42-5	Styrene	1.0	U	1.0	0.11
994-05-8	Tert-amyl-methyl ether (TAME)	5.0	U	5.0	0.067
75-65-0	tert-Butyl alcohol	20	U	20	3.9
98-06-6	tert-Butylbenzene	1.0	U	1.0	0.13
630-20-6	1,1,1,2-Tetrachloroethane	1.0	U	1.0	0.23
79-34-5	1,1,2,2-Tetrachloroethane	1.0	U	1.0	0.18
127-18-4	Tetrachloroethene	1.0	U	1.0	0.29
108-88-3	Toluene	1.0	U	1.0	0.13
156-60-5	trans-1,2-Dichloroethene	1.0	U	1.0	0.19
10061-02-6	trans-1,3-Dichloropropene	1.0	U	1.0	0.19
87-61-6	1,2,3-Trichlorobenzene	1.0	U	1.0	0.17
120-82-1	1,2,4-Trichlorobenzene	1.0	U	1.0	0.15
71-55-6	1,1,1-Trichloroethane	1.0	U	1.0	0.22
79-01-6	Trichloroethene	1.0	U	1.0	0.17
75-69-4	Trichlorofluoromethane	1.0	U	1.0	0.21
96-18-4	1,2,3-Trichloropropane	1.0	U	1.0	0.43
76-13-1	1,1,2-Trichloro-1,2,2-trichfluoroethane	1.0	U	1.0	0.28
526-73-8	1,2,3-Trimethylbenzene	5.0	U	5.0	0.0059
95-63-6	1,2,4-Trimethylbenzene	1.0	U	1.0	0.12
108-05-4	Vinyl acetate	2.0	U	2.0	0.19
75-01-4	Vinyl chloride	1.0	U	1.0	0.22

FORM I
GC/MS VOA ORGANICS ANALYSIS DATA SHEET

Lab Name: TestAmerica North Canton | Job No.: 240-321-1

SDG No.:

Client Sample ID: | Lab Sample ID: MB 240-3551/6

Matrix: Water | Lab File ID: UXC5773.D

Analysis Method: 8260B | Date Collected:

Sample wt/vol: 5(mL) | Date Analyzed: 06/03/2011 15:56

Soil Aliquot Vol: | Dilution Factor: 1

Soil Extract Vol.: | GC Column: DB-624 ID: 0.18(mm)

% Moisture: | Level: (low/med) Low

Analysis Batch No.: 3551 | Units: ug/L

CAS NO.	COMPOUND NAME	RESULT	Q	RL	MDL
1330-20-7	Xylenes, Total	2.0	U	2.0	0.28

CAS NO.	SURROGATE	%REC	Q	LIMITS
460-00-4	4-Bromofluorobenzene (Surr)	92		66-117
1868-53-7	Dibromofluoromethane (Surr)	99		75-121
17060-07-0	1,2-Dichloroethane-d4 (Surr)	103		63-129
2037-26-5	Toluene-d8 (Surr)	98		74-115

FORM I
GC/MS VOA ORGANICS ANALYSIS DATA SHEET
TENTATIVELY IDENTIFIED COMPOUNDS

Lab Name: TestAmerica North Canton | Job No.: 240-321-1

SDG No.:

Client Sample ID: | Lab Sample ID: MB 240-3551/6

Matrix: Water | Lab File ID: UXC5773.D

Analysis Method: 8260B | Date Collected:

Sample wt/vol: 5(mL) | Date Analyzed: 06/03/2011 15:56

Soil Aliquot Vol: | Dilution Factor: 1

Soil Extract Vol.: | GC Column: DB-624 ID: 0.18(mm)

% Moisture: | Level: (low/med) Low

Analysis Batch No.: 3551 | Units: ug/L

Number TICs Found: 1 | TIC Result Total: 10.3

CAS NO.	COMPOUND NAME	RT	RESULT	Q
	Tentatively Identified Compound		None	
108-94-1	Cyclohexanone	8.43	10.3	J

FORM I-TIC 8260B

FORM IV
GC/MS VOA METHOD BLANK SUMMARY

Lab Name: TestAmerica North Canton Job No.: 240-321-1

SDG No.:

Lab File ID: UXM6653.D Lab Sample ID: MB 240-3620/5

Matrix: Water Heated Purge:(Y/N) N

Instrument ID: A3UX16 Date Analyzed: 06/04/2011 15:31

GC Column: DB-624 ID: 0.18(mm)

THIS METHOD BLANK APPLIES TO THE FOLLOWING SAMPLES:

CLIENT SAMPLE ID	LAB SAMPLE ID	LAB FILE ID	DATE ANALYZED
	LCS 240-3620/4	UXM6655.D	06/04/2011 16:16
DMW-8D	240-475-1	UXM6656.D	06/04/2011 16:38
TB-052411	240-475-2	UXM6657.D	06/04/2011 17:01

FORM I
GC/MS VOA ORGANICS ANALYSIS DATA SHEET

Lab Name: TestAmerica North Canton | Job No.: 240-321-1

SDG No.:

Client Sample ID: | Lab Sample ID: MB 240-3620/5

Matrix: Water | Lab File ID: UXM6653.D

Analysis Method: 8260B | Date Collected:

Sample wt/vol: 5(mL) | Date Analyzed: 06/04/2011 15:31

Soil Aliquot Vol: | Dilution Factor: 1

Soil Extract Vol.: | GC Column: DB-624 ID: 0.18(mm)

% Moisture: | Level: (low/med) Low

Analysis Batch No.: 3620 | Units: ug/L

CAS NO.	COMPOUND NAME	RESULT	Q	RL	MDL
67-64-1	Acetone	5.0	U	5.0	1.1
71-43-2	Benzene	1.0	U	1.0	0.13
108-86-1	Bromobenzene	1.0	U	1.0	0.13
74-97-5	Bromochloromethane	1.0	U	1.0	0.29
75-27-4	Bromodichloromethane	1.0	U	1.0	0.15
75-25-2	Bromoform	1.0	U	1.0	0.64
74-83-9	Bromomethane	1.0	U	1.0	0.41
78-93-3	2-Butanone	5.0	U	5.0	0.57
75-15-0	Carbon disulfide	1.0	U	1.0	0.13
56-23-5	Carbon tetrachloride	1.0	U	1.0	0.13
108-90-7	Chlorobenzene	1.0	U	1.0	0.15
75-00-3	Chloroethane	1.0	U	1.0	0.29
110-75-8	2-Chloroethyl vinyl ether	10	U	10	0.99
67-66-3	Chloroform	1.0	U	1.0	0.16
74-87-3	Chloromethane	1.0	U	1.0	0.30
95-49-8	2-Chlorotoluene	1.0	U	1.0	0.11
106-43-4	4-Chlorotoluene	1.0	U	1.0	0.18
156-59-2	cis-1,2-Dichloroethene	1.0	U	1.0	0.17
10061-01-5	cis-1,3-Dichloropropene	1.0	U	1.0	0.14
124-48-1	Dibromochloromethane	1.0	U	1.0	0.18
96-12-8	1,2-Dibromo-3-Chloropropane	5.0	U	5.0	0.67
106-93-4	1,2-Dibromoethane	1.0	U	1.0	0.24
74-95-3	Dibromomethane	1.0	U	1.0	0.28
95-50-1	1,2-Dichlorobenzene	1.0	U	1.0	0.13
541-73-1	1,3-Dichlorobenzene	1.0	U	1.0	0.14
106-46-7	1,4-Dichlorobenzene	1.0	U	1.0	0.13
75-71-8	Dichlorodifluoromethane	1.0	U	1.0	0.31
75-34-3	1,1-Dichloroethane	1.0	U	1.0	0.15
107-06-2	1,2-Dichloroethane	1.0	U	1.0	0.22
75-35-4	1,1-Dichloroethene	1.0	U	1.0	0.19
78-87-5	1,2-Dichloropropane	1.0	U	1.0	0.18
142-28-9	1,3-Dichloropropane	1.0	U	1.0	0.16
594-20-7	2,2-Dichloropropane	1.0	U	1.0	0.13
563-58-6	1,1-Dichloropropene	1.0	U	1.0	0.13
108-20-3	Diisopropyl ether	5.0	U	5.0	1.5
100-41-4	Ethylbenzene	1.0	U	1.0	0.17

FORM I
GC/MS VOA ORGANICS ANALYSIS DATA SHEET

Lab Name: TestAmerica North Canton | Job No.: 240-321-1

SDG No.:

Client Sample ID: | Lab Sample ID: MB 240-3620/5

Matrix: Water | Lab File ID: UXM6653.D

Analysis Method: 8260B | Date Collected:

Sample wt/vol: 5(mL) | Date Analyzed: 06/04/2011 15:31

Soil Aliquot Vol: | Dilution Factor: 1

Soil Extract Vol.: | GC Column: DB-624 ID: 0.18(mm)

% Moisture: | Level: (low/med) Low

Analysis Batch No.: 3620 | Units: ug/L

CAS NO.	COMPOUND NAME	RESULT	Q	RL	MDL
637-92-3	Ethyl-t-butyl ether (ETBE)	5.0	U	5.0	0.11
87-68-3	Hexachlorobutadiene	1.0	U	1.0	0.30
591-78-6	2-Hexanone	5.0	U	5.0	0.41
98-82-8	Isopropylbenzene	1.0	U	1.0	0.13
75-09-2	Methylene Chloride	1.0	U	1.0	0.33
108-10-1	4-Methyl-2-pentanone	5.0	U	5.0	0.32
1634-04-4	Methyl tert-butyl ether	5.0	U	5.0	0.17
179601-23-1	m-Xylene & p-Xylene	2.0	U	2.0	0.24
91-20-3	Naphthalene	0.298	J	1.0	0.24
104-51-8	n-Butylbenzene	1.0	U	1.0	0.12
103-65-1	n-Propylbenzene	1.0	U	1.0	0.14
95-47-6	o-Xylene	1.0	U	1.0	0.14
99-87-6	p-Isopropyltoluene	1.0	U	1.0	0.12
135-98-8	sec-Butylbenzene	1.0	U	1.0	0.13
100-42-5	Styrene	1.0	U	1.0	0.11
994-05-8	Tert-amyl-methyl ether (TAME)	5.0	U	5.0	0.067
75-65-0	tert-Butyl alcohol	20	U	20	3.9
98-06-6	tert-Butylbenzene	1.0	U	1.0	0.13
630-20-6	1,1,1,2-Tetrachloroethane	1.0	U	1.0	0.23
79-34-5	1,1,2,2-Tetrachloroethane	1.0	U	1.0	0.18
127-18-4	Tetrachloroethene	1.0	U	1.0	0.29
108-88-3	Toluene	1.0	U	1.0	0.13
156-60-5	trans-1,2-Dichloroethene	1.0	U	1.0	0.19
10061-02-6	trans-1,3-Dichloropropene	1.0	U	1.0	0.19
87-61-6	1,2,3-Trichlorobenzene	0.496	J	1.0	0.17
120-82-1	1,2,4-Trichlorobenzene	1.0	U	1.0	0.15
71-55-6	1,1,1-Trichloroethane	1.0	U	1.0	0.22
79-01-6	Trichloroethene	1.0	U	1.0	0.17
75-69-4	Trichlorofluoromethane	1.0	U	1.0	0.21
96-18-4	1,2,3-Trichloropropane	1.0	U	1.0	0.43
76-13-1	1,1,2-Trichloro-1,2,2-trichfluoroethane	1.0	U	1.0	0.28
526-73-8	1,2,3-Trimethylbenzene	5.0	U	5.0	0.0059
95-63-6	1,2,4-Trimethylbenzene	1.0	U	1.0	0.12
108-05-4	Vinyl acetate	2.0	U	2.0	0.19
75-01-4	Vinyl chloride	1.0	U	1.0	0.22

FORM I
GC/MS VOA ORGANICS ANALYSIS DATA SHEET

Lab Name: TestAmerica North Canton Job No.: 240-321-1

SDG No.:

Client Sample ID: Lab Sample ID: MB 240-3620/5

Matrix: Water Lab File ID: UXM6653.D

Analysis Method: 8260B Date Collected:

Sample wt/vol: 5(mL) Date Analyzed: 06/04/2011 15:31

Soil Aliquot Vol: Dilution Factor: 1

Soil Extract Vol.: GC Column: DB-624 ID: 0.18(mm)

% Moisture: Level: (low/med) Low

Analysis Batch No.: 3620 Units: ug/L

CAS NO.	COMPOUND NAME	RESULT	Q	RL	MDL
1330-20-7	Xylenes, Total	2.0	U	2.0	0.28

CAS NO.	SURROGATE	%REC	Q	LIMITS
460-00-4	4-Bromofluorobenzene (Surr)	86		66-117
1868-53-7	Dibromofluoromethane (Surr)	88		75-121
17060-07-0	1,2-Dichloroethane-d4 (Surr)	87		63-129
2037-26-5	Toluene-d8 (Surr)	98		74-115

FORM I
GC/MS VOA ORGANICS ANALYSIS DATA SHEET
TENTATIVELY IDENTIFIED COMPOUNDS

Lab Name: TestAmerica North Canton	Job No.: 240-321-1
SDG No.:	
Client Sample ID:	Lab Sample ID: MB 240-3620/5
Matrix: Water	Lab File ID: UXM6653.D
Analysis Method: 8260B	Date Collected:
Sample wt/vol: 5(mL)	Date Analyzed: 06/04/2011 15:31
Soil Aliquot Vol:	Dilution Factor: 1
Soil Extract Vol.:	GC Column: DB-624 ID: 0.18(mm)
% Moisture:	Level: (low/med) Low
Analysis Batch No.: 3620	Units: ug/L
Number TICs Found: 0	TIC Result Total: 0

CAS NO.	COMPOUND NAME	RT	RESULT	Q
	Tentatively Identified Compound		None	

FORM IV
GC/MS VOA METHOD BLANK SUMMARY

Lab Name: TestAmerica North Canton Job No.: 240-321-1

SDG No.:

Lab File ID: UXM6707.D Lab Sample ID: MB 240-3718/5

Matrix: Water Heated Purge:(Y/N) N

Instrument ID: A3UX16 Date Analyzed: 06/06/2011 13:35

GC Column: DB-624 ID: 0.18(mm)

THIS METHOD BLANK APPLIES TO THE FOLLOWING SAMPLES:

CLIENT SAMPLE ID	LAB SAMPLE ID	LAB FILE ID	DATE ANALYZED
	LCS 240-3718/4	UXM6706.D	06/06/2011 13:12
MW-5 DL	240-475-3 DL	UXM6714.D	06/06/2011 16:13

FORM I
GC/MS VOA ORGANICS ANALYSIS DATA SHEET

Lab Name: TestAmerica North Canton | Job No.: 240-321-1

SDG No.:

Client Sample ID: | Lab Sample ID: MB 240-3718/5

Matrix: Water | Lab File ID: UXM6707.D

Analysis Method: 8260B | Date Collected:

Sample wt/vol: 5(mL) | Date Analyzed: 06/06/2011 13:35

Soil Aliquot Vol: | Dilution Factor: 1

Soil Extract Vol.: | GC Column: DB-624 ID: 0.18(mm)

% Moisture: | Level: (low/med) Low

Analysis Batch No.: 3718 | Units: ug/L

CAS NO.	COMPOUND NAME	RESULT	Q	RL	MDL
67-64-1	Acetone	5.0	U	5.0	1.1
71-43-2	Benzene	1.0	U	1.0	0.13
108-86-1	Bromobenzene	1.0	U	1.0	0.13
74-97-5	Bromochloromethane	1.0	U	1.0	0.29
75-27-4	Bromodichloromethane	1.0	U	1.0	0.15
75-25-2	Bromoform	1.0	U	1.0	0.64
74-83-9	Bromomethane	1.0	U	1.0	0.41
78-93-3	2-Butanone	5.0	U	5.0	0.57
75-15-0	Carbon disulfide	1.0	U	1.0	0.13
56-23-5	Carbon tetrachloride	1.0	U	1.0	0.13
108-90-7	Chlorobenzene	1.0	U	1.0	0.15
75-00-3	Chloroethane	1.0	U	1.0	0.29
110-75-8	2-Chloroethyl vinyl ether	10	U	10	0.99
67-66-3	Chloroform	1.0	U	1.0	0.16
74-87-3	Chloromethane	1.0	U	1.0	0.30
95-49-8	2-Chlorotoluene	1.0	U	1.0	0.11
106-43-4	4-Chlorotoluene	1.0	U	1.0	0.18
156-59-2	cis-1,2-Dichloroethene	1.0	U	1.0	0.17
10061-01-5	cis-1,3-Dichloropropene	1.0	U	1.0	0.14
124-48-1	Dibromochloromethane	1.0	U	1.0	0.18
96-12-8	1,2-Dibromo-3-Chloropropane	5.0	U	5.0	0.67
106-93-4	1,2-Dibromoethane	1.0	U	1.0	0.24
74-95-3	Dibromomethane	1.0	U	1.0	0.28
95-50-1	1,2-Dichlorobenzene	1.0	U	1.0	0.13
541-73-1	1,3-Dichlorobenzene	1.0	U	1.0	0.14
106-46-7	1,4-Dichlorobenzene	1.0	U	1.0	0.13
75-71-8	Dichlorodifluoromethane	1.0	U	1.0	0.31
75-34-3	1,1-Dichloroethane	1.0	U	1.0	0.15
107-06-2	1,2-Dichloroethane	1.0	U	1.0	0.22
75-35-4	1,1-Dichloroethene	1.0	U	1.0	0.19
78-87-5	1,2-Dichloropropane	1.0	U	1.0	0.18
142-28-9	1,3-Dichloropropane	1.0	U	1.0	0.16
594-20-7	2,2-Dichloropropane	1.0	U	1.0	0.13
563-58-6	1,1-Dichloropropene	1.0	U	1.0	0.13
108-20-3	Diisopropyl ether	5.0	U	5.0	1.5
100-41-4	Ethylbenzene	1.0	U	1.0	0.17

FORM I
GC/MS VOA ORGANICS ANALYSIS DATA SHEET

Lab Name: TestAmerica North Canton Job No.: 240-321-1

SDG No.:

Client Sample ID: Lab Sample ID: MB 240-3718/5

Matrix: Water Lab File ID: UXM6707.D

Analysis Method: 8260B Date Collected:

Sample wt/vol: 5(mL) Date Analyzed: 06/06/2011 13:35

Soil Aliquot Vol: Dilution Factor: 1

Soil Extract Vol.: GC Column: DB-624 ID: 0.18(mm)

% Moisture: Level: (low/med) Low

Analysis Batch No.: 3718 Units: ug/L

CAS NO.	COMPOUND NAME	RESULT	Q	RL	MDL
637-92-3	Ethyl-t-butyl ether (ETBE)	5.0	U	5.0	0.11
87-68-3	Hexachlorobutadiene	1.0	U	1.0	0.30
591-78-6	2-Hexanone	5.0	U	5.0	0.41
98-82-8	Isopropylbenzene	1.0	U	1.0	0.13
75-09-2	Methylene Chloride	1.0	U	1.0	0.33
108-10-1	4-Methyl-2-pentanone	5.0	U	5.0	0.32
1634-04-4	Methyl tert-butyl ether	5.0	U	5.0	0.17
179601-23-1	m-Xylene & p-Xylene	2.0	U	2.0	0.24
91-20-3	Naphthalene	1.0	U	1.0	0.24
104-51-8	n-Butylbenzene	1.0	U	1.0	0.12
103-65-1	n-Propylbenzene	1.0	U	1.0	0.14
95-47-6	o-Xylene	1.0	U	1.0	0.14
99-87-6	p-Isopropyltoluene	1.0	U	1.0	0.12
135-98-8	sec-Butylbenzene	1.0	U	1.0	0.13
100-42-5	Styrene	1.0	U	1.0	0.11
994-05-8	Tert-amyl-methyl ether (TAME)	5.0	U	5.0	0.067
75-65-0	tert-Butyl alcohol	20	U	20	3.9
98-06-6	tert-Butylbenzene	1.0	U	1.0	0.13
630-20-6	1,1,1,2-Tetrachloroethane	1.0	U	1.0	0.23
79-34-5	1,1,2,2-Tetrachloroethane	1.0	U	1.0	0.18
127-18-4	Tetrachloroethene	1.0	U	1.0	0.29
108-88-3	Toluene	1.0	U	1.0	0.13
156-60-5	trans-1,2-Dichloroethene	1.0	U	1.0	0.19
10061-02-6	trans-1,3-Dichloropropene	1.0	U	1.0	0.19
87-61-6	1,2,3-Trichlorobenzene	0.502	J	1.0	0.17
120-82-1	1,2,4-Trichlorobenzene	1.0	U	1.0	0.15
71-55-6	1,1,1-Trichloroethane	1.0	U	1.0	0.22
79-01-6	Trichloroethene	1.0	U	1.0	0.17
75-69-4	Trichlorofluoromethane	1.0	U	1.0	0.21
96-18-4	1,2,3-Trichloropropane	1.0	U	1.0	0.43
76-13-1	1,1,2-Trichloro-1,2,2-trichfluoroethane	1.0	U	1.0	0.28
526-73-8	1,2,3-Trimethylbenzene	5.0	U	5.0	0.0059
95-63-6	1,2,4-Trimethylbenzene	1.0	U	1.0	0.12
108-05-4	Vinyl acetate	2.0	U	2.0	0.19
75-01-4	Vinyl chloride	1.0	U	1.0	0.22

FORM I
GC/MS VOA ORGANICS ANALYSIS DATA SHEET

Lab Name: TestAmerica North Canton Job No.: 240-321-1

SDG No.:

Client Sample ID: Lab Sample ID: MB 240-3718/5

Matrix: Water Lab File ID: UXM6707.D

Analysis Method: 8260B Date Collected:

Sample wt/vol: 5(mL) Date Analyzed: 06/06/2011 13:35

Soil Aliquot Vol: Dilution Factor: 1

Soil Extract Vol.: GC Column: DB-624 ID: 0.18(mm)

% Moisture: Level: (low/med) Low

Analysis Batch No.: 3718 Units: ug/L

CAS NO.	COMPOUND NAME	RESULT	Q	RL	MDL
1330-20-7	Xylenes, Total	2.0	U	2.0	0.28

CAS NO.	SURROGATE	%REC	Q	LIMITS
460-00-4	4-Bromofluorobenzene (Surr)	80		66-117
1868-53-7	Dibromofluoromethane (Surr)	88		75-121
17060-07-0	1,2-Dichloroethane-d4 (Surr)	93		63-129
2037-26-5	Toluene-d8 (Surr)	95		74-115

FORM I
GC/MS VOA ORGANICS ANALYSIS DATA SHEET
TENTATIVELY IDENTIFIED COMPOUNDS

Lab Name: TestAmerica North Canton Job No.: 240-321-1

SDG No.:

Client Sample ID: Lab Sample ID: MB 240-3718/5

Matrix: Water Lab File ID: UXM6707.D

Analysis Method: 8260B Date Collected:

Sample wt/vol: 5(mL) Date Analyzed: 06/06/2011 13:35

Soil Aliquot Vol: Dilution Factor: 1

Soil Extract Vol.: GC Column: DB-624 ID: 0.18(mm)

% Moisture: Level: (low/med) Low

Analysis Batch No.: 3718 Units: ug/L

Number TICs Found: 0 TIC Result Total: 0

CAS NO.	COMPOUND NAME	RT	RESULT	Q
	Tentatively Identified Compound		None	

FORM I-TIC 8260B

FORM II
GC/MS VOA SURROGATE RECOVERY

Lab Name: TestAmerica North Canton Job No.: 240-321-1

SDG No.:

Matrix: Water Level: Low

GC Column (1): DB-624 ID: 0.18 (mm)

Client Sample ID	Lab Sample ID	DBFM	#	DCA	#	TOL	#	BFB	#
TB-051911	240-321-1	96		90		98		83	
DMW14I-051911	240-321-2	99		92		97		82	
DMW14D-051911	240-321-3	99		90		97		82	
DMW17I-051911	240-321-4	98		92		98		83	
DMW8S-051911	240-321-5	100		92		98		83	
DMW-8I	240-410-1	96		103		99		90	
TB-052311	240-410-2	95		104		98		92	
DMW-8D	240-475-1	89		89		96		86	
TB-052411	240-475-2	83		85		92		82	
MW-5 DL	240-475-3 DL	92		96		97		86	
	MB 240-3295/4	98		88		96		83	
	MB 240-3551/6	99		103		98		92	
	MB 240-3620/5	88		87		98		86	
	MB 240-3718/5	88		93		95		80	
	LCS 240-3295/5	102		88		102		90	
	LCS 240-3551/5	102		101		100		99	
	LCS 240-3620/4	87		87		94		84	
	LCS 240-3718/4	93		94		100		88	
DMW14I-051911 MS	240-321-2 MS	103		97		103		93	
DMW14I-051911 MSD	240-321-2 MSD	101		90		100		88	

	QC LIMITS
DBFM = Dibromofluoromethane (Surr)	75-121
DCA = 1,2-Dichloroethane-d4 (Surr)	63-129
TOL = Toluene-d8 (Surr)	74-115
BFB = 4-Bromofluorobenzene (Surr)	66-117

Column to be used to flag recovery values

FORM II 8260B

FORM III
GC/MS VOA LAB CONTROL SAMPLE RECOVERY

Lab Name: TestAmerica North Canton Job No.: 240-321-1

SDG No.:

Matrix: Water Level: Low Lab File ID: UX128744.D

Lab ID: LCS 240-3295/5 Client ID:

COMPOUND	SPIKE ADDED (ug/L)	LCS CONCENTRATION (ug/L)	LCS % REC	QC LIMITS REC	#
Acetone	40.0	28.8	72	43-136	
Benzene	20.0	18.6	93	83-112	
Bromobenzene	20.0	18.1	90	76-115	
Bromochloromethane	20.0	17.0	85	77-120	
Bromodichloromethane	20.0	16.8	84	72-121	
Bromoform	20.0	13.9	70	40-131	
Bromomethane	20.0	16.4	82	11-185	
2-Butanone	40.0	35.4	88	60-126	
Carbon disulfide	20.0	17.2	86	62-142	
Carbon tetrachloride	20.0	17.2	86	66-128	
Chlorobenzene	20.0	20.2	101	85-110	
Chloroethane	20.0	16.3	82	25-153	
2-Chloroethyl vinyl ether	20.0	14.7	74	52-131	
Chloroform	20.0	18.7	94	79-117	
Chloromethane	20.0	14.8	74	44-126	
2-Chlorotoluene	20.0	17.4	87	76-116	
4-Chlorotoluene	20.0	17.8	89	77-115	
cis-1,2-Dichloroethene	20.0	18.0	90	80-113	
cis-1,3-Dichloropropene	20.0	15.2	76	61-115	
Dibromochloromethane	20.0	16.6	83	64-119	
1,2-Dibromo-3-Chloropropane	20.0	14.4	72	42-136	
1,2-Dibromoethane	20.0	18.8	94	79-113	
Dibromomethane	20.0	21.0	105	81-120	
1,2-Dichlorobenzene	20.0	18.1	90	81-110	
1,3-Dichlorobenzene	20.0	17.8	89	80-110	
1,4-Dichlorobenzene	20.0	17.6	88	82-110	
Dichlorodifluoromethane	20.0	15.4	77	19-129	
1,1-Dichloroethane	20.0	18.9	94	82-115	
1,2-Dichloroethane	20.0	18.1	90	71-127	
1,1-Dichloroethene	20.0	19.9	100	78-131	
1,2-Dichloropropane	20.0	18.3	92	81-115	
1,3-Dichloropropane	20.0	18.3	92	79-116	
2,2-Dichloropropane	20.0	14.0	70	50-129	
1,1-Dichloropropene	20.0	20.6	103	83-114	
Diisopropyl ether	20.0	19.2	96	77-118	
Ethylbenzene	20.0	19.3	96	83-112	
Hexachlorobutadiene	20.0	20.1	100	36-134	
2-Hexanone	40.0	30.9	77	55-133	
Isopropylbenzene	20.0	20.1	100	75-114	
Methylene Chloride	20.0	17.9	90	66-131	
4-Methyl-2-pentanone	40.0	29.5	74	63-128	
Methyl tert-butyl ether	20.0	16.0	80	52-144	

Column to be used to flag recovery and RPD values

FORM III 8260B

FORM III
GC/MS VOA LAB CONTROL SAMPLE RECOVERY

Lab Name: TestAmerica North Canton Job No.: 240-321-1

SDG No.:

Matrix: Water Level: Low Lab File ID: UX128744.D

Lab ID: LCS 240-3295/5 Client ID:

COMPOUND	SPIKE ADDED (ug/L)	LCS CONCENTRATION (ug/L)	LCS % REC	QC LIMITS REC	#
m-Xylene & p-Xylene	40.0	40.5	101	83-113	
Naphthalene	20.0	20.4	102	32-141	
n-Butylbenzene	20.0	16.4	82	66-125	
n-Propylbenzene	20.0	19.0	95	74-121	
o-Xylene	20.0	19.8	99	83-113	
p-Isopropyltoluene	20.0	18.0	90	74-120	
sec-Butylbenzene	20.0	17.0	85	70-117	
Styrene	20.0	19.3	96	79-114	
tert-Butyl alcohol	400	324	81		
tert-Butylbenzene	20.0	17.7	88	71-115	
1,1,1,2-Tetrachloroethane	20.0	16.6	83	72-116	
1,1,2,2-Tetrachloroethane	20.0	15.7	78	68-118	
Tetrachloroethene	20.0	21.8	109	79-114	
Toluene	20.0	18.8	94	84-111	
trans-1,2-Dichloroethene	20.0	18.5	92	83-117	
trans-1,3-Dichloropropene	20.0	13.6	68	58-117	
1,2,3-Trichlorobenzene	20.0	20.2	101	54-126	
1,2,4-Trichlorobenzene	20.0	20.1	100	48-135	
1,1,1-Trichloroethane	20.0	17.5	88	74-118	
Trichloroethene	20.0	20.7	104	76-117	
Trichlorofluoromethane	20.0	20.4	102	49-157	
1,2,3-Trichloropropane	20.0	16.4	82	73-129	
1,1,2-Trichloro-1,2,2-trichfluoroethane	20.0	22.4	112	74-151	
1,2,3-Trimethylbenzene	20.0	18.4	92		
1,2,4-Trimethylbenzene	20.0	17.0	85	76-120	
Vinyl acetate	20.0	17.5	88		
Vinyl chloride	20.0	17.0	85	53-127	

Column to be used to flag recovery and RPD values

FORM III 8260B

FORM III
GC/MS VOA LAB CONTROL SAMPLE RECOVERY

Lab Name: TestAmerica North Canton Job No.: 240-321-1

SDG No.:

Matrix: Water Level: Low Lab File ID: UXC5772.D

Lab ID: LCS 240-3551/5 Client ID:

COMPOUND	SPIKE ADDED (ug/L)	LCS CONCENTRATION (ug/L)	LCS % REC	QC LIMITS REC	#
Acetone	20.0	24.7	124	43-136	
Benzene	10.0	9.45	94	83-112	
Bromobenzene	10.0	8.78	88	76-115	
Bromochloromethane	10.0	9.32	93	77-120	
Bromodichloromethane	10.0	9.02	90	72-121	
Bromoform	10.0	7.78	78	40-131	
Bromomethane	10.0	8.15	82	11-185	
2-Butanone	20.0	19.2	96	60-126	
Carbon disulfide	10.0	8.40	84	62-142	
Carbon tetrachloride	10.0	8.55	86	66-128	
Chlorobenzene	10.0	8.74	87	85-110	
Chloroethane	10.0	8.56	86	25-153	
2-Chloroethyl vinyl ether	10.0	9.59 J	96	52-131	
Chloroform	10.0	9.50	95	79-117	
Chloromethane	10.0	8.95	90	44-126	
2-Chlorotoluene	10.0	8.76	88	76-116	
4-Chlorotoluene	10.0	8.65	86	77-115	
cis-1,2-Dichloroethene	10.0	9.35	94	80-113	
cis-1,3-Dichloropropene	10.0	8.68	87	61-115	
Dibromochloromethane	10.0	8.09	81	64-119	
1,2-Dibromo-3-Chloropropane	10.0	8.68	87	42-136	
1,2-Dibromoethane	10.0	8.92	89	79-113	
Dibromomethane	10.0	9.59	96	81-120	
1,2-Dichlorobenzene	10.0	9.01	90	81-110	
1,3-Dichlorobenzene	10.0	8.73	87	80-110	
1,4-Dichlorobenzene	10.0	8.75	88	82-110	
Dichlorodifluoromethane	10.0	8.45	84	19-129	
1,1-Dichloroethane	10.0	9.33	93	82-115	
1,2-Dichloroethane	10.0	9.42	94	71-127	
1,1-Dichloroethene	10.0	9.47	95	78-131	
1,2-Dichloropropane	10.0	9.65	96	81-115	
1,3-Dichloropropane	10.0	8.97	90	79-116	
2,2-Dichloropropane	10.0	8.25	82	50-129	
1,1-Dichloropropene	10.0	8.93	89	83-114	
Diisopropyl ether	10.0	9.03	90	77-118	
Ethylbenzene	10.0	8.74	87	83-112	
Hexachlorobutadiene	10.0	10.4	104	36-134	
2-Hexanone	20.0	17.2	86	55-133	
Isopropylbenzene	10.0	8.74	87	75-114	
Methylene Chloride	10.0	9.63	96	66-131	
4-Methyl-2-pentanone	20.0	19.7	98	63-128	
Methyl tert-butyl ether	10.0	8.78	88	52-144	

Column to be used to flag recovery and RPD values

FORM III 8260B

FORM III
GC/MS VOA LAB CONTROL SAMPLE RECOVERY

Lab Name: TestAmerica North Canton Job No.: 240-321-1

SDG No.:

Matrix: Water Level: Low Lab File ID: UXC5772.D

Lab ID: LCS 240-3551/5 Client ID:

COMPOUND	SPIKE ADDED (ug/L)	LCS CONCENTRATION (ug/L)	LCS % REC	QC LIMITS REC	#
m-Xylene & p-Xylene	20.0	18.0	90	83-113	
Naphthalene	10.0	11.2	112	32-141	
n-Butylbenzene	10.0	10.0	100	66-125	
n-Propylbenzene	10.0	9.19	92	74-121	
o-Xylene	10.0	8.76	88	83-113	
p-Isopropyltoluene	10.0	9.83	98	74-120	
sec-Butylbenzene	10.0	9.26	93	70-117	
Styrene	10.0	9.00	90	79-114	
tert-Butyl alcohol	200	252	126		
tert-Butylbenzene	10.0	9.13	91	71-115	
1,1,1,2-Tetrachloroethane	10.0	8.71	87	72-116	
1,1,2,2-Tetrachloroethane	10.0	8.79	88	68-118	
Tetrachloroethene	10.0	8.68	87	79-114	
Toluene	10.0	8.77	88	84-111	
trans-1,2-Dichloroethene	10.0	9.41	94	83-117	
trans-1,3-Dichloropropene	10.0	7.95	80	58-117	
1,2,3-Trichlorobenzene	10.0	12.2	122	54-126	
1,2,4-Trichlorobenzene	10.0	11.0	110	48-135	
1,1,1-Trichloroethane	10.0	8.77	88	74-118	
Trichloroethene	10.0	9.22	92	76-117	
Trichlorofluoromethane	10.0	9.14	91	49-157	
1,2,3-Trichloropropane	10.0	8.60	86	73-129	
1,1,2-Trichloro-1,2,2-trichfluoroethane	10.0	10.2	102	74-151	
1,2,3-Trimethylbenzene	10.0	10.5	105		
1,2,4-Trimethylbenzene	10.0	9.40	94	76-120	
Vinyl acetate	10.0	11.4	114		
Vinyl chloride	10.0	8.92	89	53-127	

Column to be used to flag recovery and RPD values

FORM III 8260B

FORM III
GC/MS VOA LAB CONTROL SAMPLE RECOVERY

Lab Name: TestAmerica North Canton Job No.: 240-321-1

SDG No.:

Matrix: Water Level: Low Lab File ID: UXM6655.D

Lab ID: LCS 240-3620/4 Client ID:

COMPOUND	SPIKE ADDED (ug/L)	LCS CONCENTRATION (ug/L)	LCS % REC	QC LIMITS REC	#
Acetone	20.0	16.4	82	43-136	
Benzene	10.0	8.50	85	83-112	
Bromobenzene	10.0	8.94	89	76-115	
Bromochloromethane	10.0	8.79	88	77-120	
Bromodichloromethane	10.0	8.23	82	72-121	
Bromoform	10.0	7.15	72	40-131	
Bromomethane	10.0	6.14	61	11-185	
2-Butanone	20.0	17.6	88	60-126	
Carbon disulfide	10.0	7.45	75	62-142	
Carbon tetrachloride	10.0	9.05	91	66-128	
Chlorobenzene	10.0	9.04	90	85-110	
Chloroethane	10.0	7.32	73	25-153	
2-Chloroethyl vinyl ether	10.0	9.43 J	94	52-131	
Chloroform	10.0	8.31	83	79-117	
Chloromethane	10.0	7.87	79	44-126	
2-Chlorotoluene	10.0	8.42	84	76-116	
4-Chlorotoluene	10.0	8.44	84	77-115	
cis-1,2-Dichloroethene	10.0	8.35	84	80-113	
cis-1,3-Dichloropropene	10.0	7.77	78	61-115	
Dibromochloromethane	10.0	8.45	85	64-119	
1,2-Dibromo-3-Chloropropane	10.0	8.23	82	42-136	
1,2-Dibromoethane	10.0	8.64	86	79-113	
Dibromomethane	10.0	9.39	94	81-120	
1,2-Dichlorobenzene	10.0	8.52	85	81-110	
1,3-Dichlorobenzene	10.0	8.62	86	80-110	
1,4-Dichlorobenzene	10.0	8.70	87	82-110	
Dichlorodifluoromethane	10.0	9.30	93	19-129	
1,1-Dichloroethane	10.0	8.37	84	82-115	
1,2-Dichloroethane	10.0	8.75	88	71-127	
1,1-Dichloroethene	10.0	9.31	93	78-131	
1,2-Dichloropropane	10.0	9.28	93	81-115	
1,3-Dichloropropane	10.0	8.73	87	79-116	
2,2-Dichloropropane	10.0	7.76	78	50-129	
1,1-Dichloropropene	10.0	9.14	91	83-114	
Diisopropyl ether	10.0	8.28	83	77-118	
Ethylbenzene	10.0	8.86	89	83-112	
Hexachlorobutadiene	10.0	7.45	75	36-134	
2-Hexanone	20.0	18.2	91	55-133	
Isopropylbenzene	10.0	8.51	85	75-114	
Methylene Chloride	10.0	7.60	76	66-131	
4-Methyl-2-pentanone	20.0	18.3	92	63-128	
Methyl tert-butyl ether	10.0	7.76	78	52-144	

Column to be used to flag recovery and RPD values

FORM III 8260B

FORM III
GC/MS VOA LAB CONTROL SAMPLE RECOVERY

Lab Name: TestAmerica North Canton Job No.: 240-321-1

SDG No.:

Matrix: Water Level: Low Lab File ID: UXM6655.D

Lab ID: LCS 240-3620/4 Client ID:

COMPOUND	SPIKE ADDED (ug/L)	LCS CONCENTRATION (ug/L)	LCS % REC	QC LIMITS REC	#
m-Xylene & p-Xylene	20.0	17.2	86	83-113	
Naphthalene	10.0	7.48	75	32-141	
n-Butylbenzene	10.0	7.92	79	66-125	
n-Propylbenzene	10.0	8.56	86	74-121	
o-Xylene	10.0	8.72	87	83-113	
p-Isopropyltoluene	10.0	8.69	87	74-120	
sec-Butylbenzene	10.0	8.10	81	70-117	
Styrene	10.0	8.69	87	79-114	
tert-Butyl alcohol	200	160	80		
tert-Butylbenzene	10.0	8.62	86	71-115	
1,1,1,2-Tetrachloroethane	10.0	8.77	88	72-116	
1,1,2,2-Tetrachloroethane	10.0	8.08	81	68-118	
Tetrachloroethene	10.0	10.8	108	79-114	
Toluene	10.0	8.82	88	84-111	
trans-1,2-Dichloroethene	10.0	8.55	86	83-117	
trans-1,3-Dichloropropene	10.0	7.96	80	58-117	
1,2,3-Trichlorobenzene	10.0	7.88	79	54-126	
1,2,4-Trichlorobenzene	10.0	8.18	82	48-135	
1,1,1-Trichloroethane	10.0	8.26	83	74-118	
Trichloroethene	10.0	9.83	98	76-117	
Trichlorofluoromethane	10.0	10.8	108	49-157	
1,2,3-Trichloropropane	10.0	8.33	83	73-129	
1,1,2-Trichloro-1,2,2-trichfluoroethane	10.0	12.3	123	74-151	
1,2,3-Trimethylbenzene	10.0	8.25	83		
1,2,4-Trimethylbenzene	10.0	8.19	82	76-120	
Vinyl acetate	10.0	10.0	100		
Vinyl chloride	10.0	8.26	83	53-127	

Column to be used to flag recovery and RPD values

FORM III 8260B

FORM III
GC/MS VOA LAB CONTROL SAMPLE RECOVERY

Lab Name: TestAmerica North Canton Job No.: 240-321-1

SDG No.:

Matrix: Water Level: Low Lab File ID: UXM6706.D

Lab ID: LCS 240-3718/4 Client ID:

COMPOUND	SPIKE ADDED (ug/L)	LCS CONCENTRATION (ug/L)	LCS % REC	QC LIMITS REC	#
Acetone	20.0	15.4	77	43-136	
Benzene	10.0	8.72	87	83-112	
Bromobenzene	10.0	9.46	95	76-115	
Bromochloromethane	10.0	9.35	94	77-120	
Bromodichloromethane	10.0	8.70	87	72-121	
Bromoform	10.0	7.49	75	40-131	
Bromomethane	10.0	7.26	73	11-185	
2-Butanone	20.0	17.2	86	60-126	
Carbon disulfide	10.0	7.21	72	62-142	
Carbon tetrachloride	10.0	9.36	94	66-128	
Chlorobenzene	10.0	9.52	95	85-110	
Chloroethane	10.0	7.67	77	25-153	
2-Chloroethyl vinyl ether	10.0	9.13 J	91	52-131	
Chloroform	10.0	8.70	87	79-117	
Chloromethane	10.0	7.50	75	44-126	
2-Chlorotoluene	10.0	9.32	93	76-116	
4-Chlorotoluene	10.0	9.22	92	77-115	
cis-1,2-Dichloroethene	10.0	8.63	86	80-113	
cis-1,3-Dichloropropene	10.0	8.28	83	61-115	
Dibromochloromethane	10.0	8.68	87	64-119	
1,2-Dibromo-3-Chloropropane	10.0	7.45	74	42-136	
1,2-Dibromoethane	10.0	8.89	89	79-113	
Dibromomethane	10.0	9.39	94	81-120	
1,2-Dichlorobenzene	10.0	9.04	90	81-110	
1,3-Dichlorobenzene	10.0	9.28	93	80-110	
1,4-Dichlorobenzene	10.0	9.15	92	82-110	
Dichlorodifluoromethane	10.0	6.81	68	19-129	
1,1-Dichloroethane	10.0	8.65	86	82-115	
1,2-Dichloroethane	10.0	9.21	92	71-127	
1,1-Dichloroethene	10.0	8.96	90	78-131	
1,2-Dichloropropane	10.0	9.45	94	81-115	
1,3-Dichloropropane	10.0	8.92	89	79-116	
2,2-Dichloropropane	10.0	8.14	81	50-129	
1,1-Dichloropropene	10.0	9.09	91	83-114	
Diisopropyl ether	10.0	8.44	84	77-118	
Ethylbenzene	10.0	9.11	91	83-112	
Hexachlorobutadiene	10.0	8.73	87	36-134	
2-Hexanone	20.0	17.7	88	55-133	
Isopropylbenzene	10.0	8.96	90	75-114	
Methylene Chloride	10.0	8.13	81	66-131	
4-Methyl-2-pentanone	20.0	17.7	88	63-128	
Methyl tert-butyl ether	10.0	7.85	78	52-144	

Column to be used to flag recovery and RPD values

FORM III 8260B

FORM III
GC/MS VOA LAB CONTROL SAMPLE RECOVERY

Lab Name: TestAmerica North Canton Job No.: 240-321-1

SDG No.:

Matrix: Water Level: Low Lab File ID: UXM6706.D

Lab ID: LCS 240-3718/4 Client ID:

COMPOUND	SPIKE ADDED (ug/L)	LCS CONCENTRATION (ug/L)	LCS % REC	QC LIMITS REC	#
m-Xylene & p-Xylene	20.0	18.4	92	83-113	
Naphthalene	10.0	7.51	75	32-141	
n-Butylbenzene	10.0	8.28	83	66-125	
n-Propylbenzene	10.0	9.37	94	74-121	
o-Xylene	10.0	9.15	92	83-113	
p-Isopropyltoluene	10.0	9.45	94	74-120	
sec-Butylbenzene	10.0	8.62	86	70-117	
Styrene	10.0	9.04	90	79-114	
tert-Butyl alcohol	200	155	78		
tert-Butylbenzene	10.0	9.25	92	71-115	
1,1,1,2-Tetrachloroethane	10.0	9.40	94	72-116	
1,1,2,2-Tetrachloroethane	10.0	7.84	78	68-118	
Tetrachloroethene	10.0	11.1	111	79-114	
Toluene	10.0	9.21	92	84-111	
trans-1,2-Dichloroethene	10.0	8.73	87	83-117	
trans-1,3-Dichloropropene	10.0	8.29	83	58-117	
1,2,3-Trichlorobenzene	10.0	8.18	82	54-126	
1,2,4-Trichlorobenzene	10.0	8.73	87	48-135	
1,1,1-Trichloroethane	10.0	8.62	86	74-118	
Trichloroethene	10.0	10.4	104	76-117	
Trichlorofluoromethane	10.0	10.5	105	49-157	
1,2,3-Trichloropropane	10.0	8.07	81	73-129	
1,1,2-Trichloro-1,2,2-trichfluoroethane	10.0	11.0	110	74-151	
1,2,3-Trimethylbenzene	10.0	8.99	90		
1,2,4-Trimethylbenzene	10.0	8.72	87	76-120	
Vinyl acetate	10.0	7.10	71		
Vinyl chloride	10.0	7.80	78	53-127	

Column to be used to flag recovery and RPD values

FORM III 8260B

FORM III
GC/MS VOA MATRIX SPIKE RECOVERY

Lab Name: TestAmerica North Canton Job No.: 240-321-1

SDG No.:

Matrix: Water Level: Low Lab File ID: UX128766.D

Lab ID: 240-321-2 MS Client ID: DMW14I-051911 MS

COMPOUND	SPIKE ADDED (ug/L)	SAMPLE CONCENTRATION (ug/L)	MS CONCENTRATION (ug/L)	MS % REC	QC LIMITS REC	#
Acetone	1330	170 U	1080	81	33-145	
Benzene	667	33 U	643	96	72-121	
Bromobenzene	667	33 U	583	87	71-116	
Bromochloromethane	667	33 U	640	96	73-121	
Bromodichloromethane	667	33 U	533	80	67-120	
Bromoform	667	33 U	377	56	32-128	
Bromomethane	667	33 U	550	82	10-186	
2-Butanone	1330	170 U	170 U	0	54-129	F
Carbon disulfide	667	33 U	557	83	57-147	
Carbon tetrachloride	667	33 U	497	74	59-129	
Chlorobenzene	667	260	920	98	80-110	
Chloroethane	667	33 U	567	85	21-165	
2-Chloroethyl vinyl ether	667	330 U	330 U	0	10-150	F
Chloroform	667	33 U	650	97	76-118	
Chloromethane	667	33 U	523	78	33-132	
2-Chlorotoluene	667	33 U	533	80	69-117	
4-Chlorotoluene	667	33 U	560	84	71-116	
cis-1,2-Dichloroethene	667	1200	1800	97	70-120	
cis-1,3-Dichloropropene	667	33 U	447	67	51-110	
Dibromochloromethane	667	33 U	467	70	56-118	
1,2-Dibromo-3-Chloropropane	667	170 U	423	63	32-139	
1,2-Dibromoethane	667	33 U	607	91	74-113	
Dibromomethane	667	33 U	733	110	77-121	
1,2-Dichlorobenzene	667	33 U	593	89	75-111	
1,3-Dichlorobenzene	667	33 U	573	86	73-110	
1,4-Dichlorobenzene	667	33 U	563	84	75-110	
Dichlorodifluoromethane	667	33 U	480	72	17-128	
1,1-Dichloroethane	667	33 U	643	96	79-116	
1,2-Dichloroethane	667	9.5 J	660	98	68-129	
1,1-Dichloroethene	667	33 U	690	103	74-135	
1,2-Dichloropropane	667	33 U	627	94	78-115	
1,3-Dichloropropane	667	33 U	620	93	74-118	
2,2-Dichloropropane	667	33 U	413	62	38-127	
1,1-Dichloropropene	667	33 U	690	103	80-114	
Diisopropyl ether	667	170 U	663	99	73-118	
Ethylbenzene	667	33 U	630	94	75-116	
Hexachlorobutadiene	667	33 U	567	85	27-132	
2-Hexanone	1330	170 U	1080	81	47-139	
Isopropylbenzene	667	33 U	630	94	68-116	
Methylene Chloride	667	33 U	643	96	63-128	
4-Methyl-2-pentanone	1330	170 U	1060	79	56-131	
Methyl tert-butyl ether	667	170 U	563	84	46-144	

Column to be used to flag recovery and RPD values

FORM III 8260B

FORM III
GC/MS VOA MATRIX SPIKE RECOVERY

Lab Name: TestAmerica North Canton Job No.: 240-321-1

SDG No.:

Matrix: Water Level: Low Lab File ID: UX128766.D

Lab ID: 240-321-2 MS Client ID: DMW14I-051911 MS

COMPOUND	SPIKE ADDED (ug/L)	SAMPLE CONCENTRATION (ug/L)	MS CONCENTRATION (ug/L)	MS % REC	QC LIMITS REC	#
m-Xylene & p-Xylene	1330	67 U	1280	96	75-117	
Naphthalene	667	33 U	703	105	15-158	
n-Butylbenzene	667	33 U	490	73	56-127	
n-Propylbenzene	667	33 U	580	87	64-124	
o-Xylene	667	33 U	647	97	76-116	
p-Isopropyltoluene	667	33 U	553	83	64-122	
sec-Butylbenzene	667	33 U	517	77	60-119	
Styrene	667	33 U	637	95	71-117	
tert-Butyl alcohol	13300	670 U	11900	90		
tert-Butylbenzene	667	33 U	537	80	61-119	
1,1,1,2-Tetrachloroethane	667	33 U	487	73	64-118	
1,1,2,2-Tetrachloroethane	667	33 U	537	80	63-122	
Tetrachloroethene	667	33 U	680	102	70-117	
Toluene	667	5.5 J	630	94	78-114	
trans-1,2-Dichloroethene	667	9.2 J	620	92	80-119	
trans-1,3-Dichloropropene	667	33 U	403	60	46-116	
1,2,3-Trichlorobenzene	667	33 U	653	98	45-129	
1,2,4-Trichlorobenzene	667	33 U	630	94	38-138	
1,1,1-Trichloroethane	667	33 U	550	82	68-121	
Trichloroethene	667	15 J	687	101	66-120	
Trichlorofluoromethane	667	33 U	667	100	46-157	
1,2,3-Trichloropropane	667	33 U	560	84	67-132	
1,1,2-Trichloro-1,2,2-trichfluoroethane	667	33 U	673	101	70-152	
1,2,3-Trimethylbenzene	667	170 U	600	90		
1,2,4-Trimethylbenzene	667	33 U	543	81	67-124	
Vinyl acetate	667	67 U	593	89		
Vinyl chloride	667	750	1320	86	49-130	

Column to be used to flag recovery and RPD values

FORM III 8260B

FORM III
GC/MS VOA MATRIX SPIKE DUPLICATE RECOVERY

Lab Name: TestAmerica North Canton Job No.: 240-321-1

SDG No.:

Matrix: Water Level: Low Lab File ID: UX128767.D

Lab ID: 240-321-2 MSD Client ID: DMW14I-051911 MSD

COMPOUND	SPIKE ADDED (ug/L)	MSD CONCENTRATION (ug/L)	MSD % REC	% RPD	QC LIMITS RPD	QC LIMITS REC	#
Acetone	1330	1120	84	4	30	33-145	
Benzene	667	643	96	0	30	72-121	
Bromobenzene	667	577	86	1	30	71-116	
Bromochloromethane	667	607	91	5	30	73-121	
Bromodichloromethane	667	540	81	1	30	67-120	
Bromoform	667	387	58	3	30	32-128	
Bromomethane	667	533	80	3	30	10-186	
2-Butanone	1330	1350	101	NC	30	54-129	
Carbon disulfide	667	570	85	2	30	57-147	
Carbon tetrachloride	667	517	77	4	30	59-129	
Chlorobenzene	667	910	97	1	30	80-110	
Chloroethane	667	557	83	2	30	21-165	
2-Chloroethyl vinyl ether	667	330 U	0	NC	30	10-150	F
Chloroform	667	643	96	1	30	76-118	
Chloromethane	667	513	77	2	30	33-132	
2-Chlorotoluene	667	537	80	1	30	69-117	
4-Chlorotoluene	667	553	83	1	30	71-116	
cis-1,2-Dichloroethene	667	1790	95	1	30	70-120	
cis-1,3-Dichloropropene	667	460	69	3	30	51-110	
Dibromochloromethane	667	490	73	5	30	56-118	
1,2-Dibromo-3-Chloropropane	667	437	65	3	30	32-139	
1,2-Dibromoethane	667	603	90	1	30	74-113	
Dibromomethane	667	703	105	4	30	77-121	
1,2-Dichlorobenzene	667	577	86	3	30	75-111	
1,3-Dichlorobenzene	667	560	84	2	30	73-110	
1,4-Dichlorobenzene	667	550	82	2	30	75-110	
Dichlorodifluoromethane	667	467	70	3	30	17-128	
1,1-Dichloroethane	667	640	96	1	30	79-116	
1,2-Dichloroethane	667	650	96	2	30	68-129	
1,1-Dichloroethene	667	693	104	0	30	74-135	
1,2-Dichloropropane	667	610	91	3	30	78-115	
1,3-Dichloropropane	667	603	90	3	30	74-118	
2,2-Dichloropropane	667	433	65	5	30	38-127	
1,1-Dichloropropene	667	673	101	2	30	80-114	
Diisopropyl ether	667	630	94	5	30	73-118	
Ethylbenzene	667	623	93	1	30	75-116	
Hexachlorobutadiene	667	553	83	2	30	27-132	
2-Hexanone	1330	1030	77	5	30	47-139	
Isopropylbenzene	667	637	95	1	30	68-116	
Methylene Chloride	667	613	92	5	30	63-128	
4-Methyl-2-pentanone	1330	1040	78	1	30	56-131	
Methyl tert-butyl ether	667	543	81	4	30	46-144	

Column to be used to flag recovery and RPD values

FORM III 8260B

FORM III
GC/MS VOA MATRIX SPIKE DUPLICATE RECOVERY

Lab Name: TestAmerica North Canton Job No.: 240-321-1

SDG No.:

Matrix: Water Level: Low Lab File ID: UX128767.D

Lab ID: 240-321-2 MSD Client ID: DMW14I-051911 MSD

COMPOUND	SPIKE ADDED (ug/L)	MSD CONCENTRATION (ug/L)	MSD % REC	% RPD	QC LIMITS RPD	QC LIMITS REC	#
m-Xylene & p-Xylene	1330	1290	97	1	30	75-117	
Naphthalene	667	680	102	3	30	15-158	
n-Butylbenzene	667	500	75	2	30	56-127	
n-Propylbenzene	667	587	88	1	30	64-124	
o-Xylene	667	633	95	2	30	76-116	
p-Isopropyltoluene	667	553	83	0	30	64-122	
sec-Butylbenzene	667	523	78	1	30	60-119	
Styrene	667	617	92	3	30	71-117	
tert-Butyl alcohol	13300	11100	83	8	30		
tert-Butylbenzene	667	537	80	0	30	61-119	
1,1,1,2-Tetrachloroethane	667	493	74	1	30	64-118	
1,1,2,2-Tetrachloroethane	667	527	79	2	30	63-122	
Tetrachloroethene	667	687	103	1	30	70-117	
Toluene	667	617	92	2	30	78-114	
trans-1,2-Dichloroethene	667	617	91	1	30	80-119	
trans-1,3-Dichloropropene	667	417	62	3	30	46-116	
1,2,3-Trichlorobenzene	667	640	96	2	30	45-129	
1,2,4-Trichlorobenzene	667	627	94	1	30	38-138	
1,1,1-Trichloroethane	667	563	84	2	30	68-121	
Trichloroethene	667	697	102	1	30	66-120	
Trichlorofluoromethane	667	630	94	6	30	46-157	
1,2,3-Trichloropropane	667	540	81	4	30	67-132	
1,1,2-Trichloro-1,2,2-trichfluoroethane	667	653	98	3	30	70-152	
1,2,3-Trimethylbenzene	667	580	87	3	30		
1,2,4-Trimethylbenzene	667	530	79	2	30	67-124	
Vinyl acetate	667	580	87	2	30		
Vinyl chloride	667	1300	83	1	30	49-130	

Column to be used to flag recovery and RPD values

FORM III 8260B

FORM VIII
GC/MS VOA INTERNAL STANDARD AREA AND RETENTION TIME SUMMARY

Lab Name: TestAmerica North Canton Job No.: 240-321-1

SDG No.:

Sample No.: STD8260 240-1054/4 Date Analyzed: 04/08/2011 13:52

Instrument ID: A3UX12 GC Column: DB-624 ID: 0.18 (mm)

Lab File ID (Standard): UX127573.D Heated Purge: (Y/N) N

Calibration ID: 579

	FB		CBZ		DCB	
	AREA #	RT #	AREA #	RT #	AREA #	RT #
INITIAL CALIBRATION MID-POINT	1156774	5.36	893922	8.02	426184	10.26
UPPER LIMIT	2313548	5.86	1787844	8.52	852368	10.76
LOWER LIMIT	578387	4.86	446961	7.52	213092	9.76
LAB SAMPLE ID CLIENT SAMPLE ID						
ICV 240-1054/8	1116254	5.36	863269	8.02	424353	10.26

FB = Fluorobenzene
CBZ = Chlorobenzene-d5
DCB = 1,4-Dichlorobenzene-d4

Area Limit = 50%-200% of internal standard area
RT Limit = ± 0.5 minutes of internal standard RT

Column used to flag values outside QC limits

FORM VIII 8260B

FORM VIII
GC/MS VOA INTERNAL STANDARD AREA AND RETENTION TIME SUMMARY

Lab Name: TestAmerica North Canton Job No.: 240-321-1

SDG No.:

Sample No.: CCVIS 240-3295/2 Date Analyzed: 06/01/2011 20:56

Instrument ID: A3UX12 GC Column: DB-624 ID: 0.18(mm)

Lab File ID (Standard): UX128742.D Heated Purge: (Y/N) N

Calibration ID: 582

		FB		CBZ		DCB	
		AREA #	RT #	AREA #	RT #	AREA #	RT #
12/24 HOUR STD		1211884	5.35	961242	8.02	505217	10.26
UPPER LIMIT		2423768	5.85	1922484	8.52	1010434	10.76
LOWER LIMIT		605942	4.85	480621	7.52	252609	9.76
LAB SAMPLE ID	CLIENT SAMPLE ID						
CCV 240-3295/3		1209751	5.35	951898	8.02	473351	10.26
LCS 240-3295/5		1190196	5.35	916284	8.02	489226	10.26
MB 240-3295/4		1163781	5.35	920177	8.02	466339	10.26
240-321-1	TB-051911	1121267	5.35	884657	8.02	442437	10.26
240-321-2	DMW14I-051911	1073333	5.35	841574	8.02	428910	10.26
240-321-3	DMW14D-051911	1070877	5.35	850876	8.02	427736	10.26
240-321-4	DMW17I-051911	1051361	5.35	829621	8.02	413375	10.26
240-321-5	DMW8S-051911	1024826	5.35	810808	8.02	401331	10.26
240-321-2 MS	DMW14I-051911 MS	1045336	5.35	817882	8.02	441187	10.26
240-321-2 MSD	DMW14I-051911 MSD	1054066	5.35	845007	8.02	459512	10.26

FB = Fluorobenzene
CBZ = Chlorobenzene-d5
DCB = 1,4-Dichlorobenzene-d4

Area Limit = 50%-200% of internal standard area
RT Limit = ± 0.5 minutes of internal standard RT

Column used to flag values outside QC limits

FORM VIII 8260B

FORM VIII
GC/MS VOA INTERNAL STANDARD AREA AND RETENTION TIME SUMMARY

Lab Name: TestAmerica North Canton Job No.: 240-321-1

SDG No.:

Sample No.: STD8260 240-2892/4 Date Analyzed: 05/27/2011 15:10

Instrument ID: A3UX15 GC Column: DB-624 ID: 0.18 (mm)

Lab File ID (Standard): UXC5670.D Heated Purge: (Y/N) N

Calibration ID: 1187

		FB		CBZ		DCB	
		AREA #	RT #	AREA #	RT #	AREA #	RT #
INITIAL CALIBRATION MID-POINT		1465620	4.74	1018880	7.39	596768	9.59
UPPER LIMIT		2931240	5.24	2037760	7.89	1193536	10.09
LOWER LIMIT		732810	4.24	509440	6.89	298384	9.09
LAB SAMPLE ID	CLIENT SAMPLE ID						
ICV 240-2892/14		1486089	4.74	1017155	7.39	573262	9.59

FB = Fluorobenzene
CBZ = Chlorobenzene-d5
DCB = 1,4-Dichlorobenzene-d4

Area Limit = 50%-200% of internal standard area
RT Limit = ± 0.5 minutes of internal standard RT

Column used to flag values outside QC limits

FORM VIII 8260B

FORM VIII
GC/MS VOA INTERNAL STANDARD AREA AND RETENTION TIME SUMMARY

Lab Name: TestAmerica North Canton Job No.: 240-321-1

SDG No.:

Sample No.: CCVIS 240-3551/2 Date Analyzed: 06/03/2011 14:48

Instrument ID: A3UX15 GC Column: DB-624 ID: 0.18(mm)

Lab File ID (Standard): UXC5770.D Heated Purge: (Y/N) N

Calibration ID: 1232

		FB		CBZ		DCB	
		AREA #	RT #	AREA #	RT #	AREA #	RT #
12/24 HOUR STD		1482715	4.74	1107045	7.39	656672	9.59
UPPER LIMIT		2965430	5.24	2214090	7.89	1313344	10.09
LOWER LIMIT		741358	4.24	553523	6.89	328336	9.09
LAB SAMPLE ID	CLIENT SAMPLE ID						
CCV 240-3551/3		1528510	4.74	1095222	7.39	578220	9.59
LCS 240-3551/5		1409215	4.74	1085745	7.39	631156	9.59
MB 240-3551/6		1334941	4.74	954251	7.39	531459	9.59
240-410-1	DMW-8I	1368559	4.74	1011754	7.39	555717	9.59
240-410-2	TB-052311	1314238	4.74	978725	7.39	550182	9.59

FB = Fluorobenzene
CBZ = Chlorobenzene-d5
DCB = 1,4-Dichlorobenzene-d4

Area Limit = 50%-200% of internal standard area
RT Limit = ± 0.5 minutes of internal standard RT

Column used to flag values outside QC limits

FORM VIII 8260B

FORM VIII
GC/MS VOA INTERNAL STANDARD AREA AND RETENTION TIME SUMMARY

Lab Name: TestAmerica North Canton Job No.: 240-321-1

SDG No.:

Sample No.: STD8260 240-3007/4 Date Analyzed: 05/29/2011 13:45

Instrument ID: A3UX16 GC Column: DB-624 ID: 0.18(mm)

Lab File ID (Standard): UXM6502.D Heated Purge: (Y/N) N

Calibration ID: 1183

		FB		CBZ		DCB	
		AREA #	RT #	AREA #	RT #	AREA #	RT #
INITIAL CALIBRATION MID-POINT		1300312	5.72	996322	8.41	544167	10.65
UPPER LIMIT		2600624	6.22	1992644	8.91	1088334	11.15
LOWER LIMIT		650156	5.22	498161	7.91	272084	10.15
LAB SAMPLE ID	CLIENT SAMPLE ID						
ICV 240-3007/14		1244035	5.72	939144	8.41	496491	10.65

FB = Fluorobenzene
CBZ = Chlorobenzene-d5
DCB = 1,4-Dichlorobenzene-d4

Area Limit = 50%-200% of internal standard area
RT Limit = ± 0.5 minutes of internal standard RT

Column used to flag values outside QC limits

FORM VIII 8260B

FORM VIII
GC/MS VOA INTERNAL STANDARD AREA AND RETENTION TIME SUMMARY

Lab Name: TestAmerica North Canton Job No.: 240-321-1

SDG No.:

Sample No.: CCVIS 240-3620/2 Date Analyzed: 06/04/2011 14:23

Instrument ID: A3UX16 GC Column: DB-624 ID: 0.18 (mm)

Lab File ID (Standard): UXM6650.D Heated Purge: (Y/N) N

Calibration ID: 1185

		FB		CBZ		DCB	
		AREA #	RT #	AREA #	RT #	AREA #	RT #
12/24 HOUR STD		1379546	5.72	1036939	8.41	569750	10.65
UPPER LIMIT		2759092	6.22	2073878	8.91	1139500	11.15
LOWER LIMIT		689773	5.22	518470	7.91	284875	10.15
LAB SAMPLE ID	CLIENT SAMPLE ID						
CCV 240-3620/3		1294779	5.72	1016050	8.41	547585	10.65
MB 240-3620/5		1332840	5.72	1029677	8.41	558149	10.65
LCS 240-3620/4		1397804	5.72	1069147	8.41	589935	10.65
240-475-1	DMW-8D	1300549	5.72	1011779	8.41	547620	10.65
240-475-2	TB-052411	1377221	5.72	1059083	8.41	571217	10.65

FB = Fluorobenzene
CBZ = Chlorobenzene-d5
DCB = 1,4-Dichlorobenzene-d4

Area Limit = 50%-200% of internal standard area
RT Limit = ± 0.5 minutes of internal standard RT

Column used to flag values outside QC limits

FORM VIII 8260B

FORM VIII
GC/MS VOA INTERNAL STANDARD AREA AND RETENTION TIME SUMMARY

Lab Name: TestAmerica North Canton Job No.: 240-321-1

SDG No.:

Sample No.: CCVIS 240-3718/2 Date Analyzed: 06/06/2011 12:27

Instrument ID: A3UX16 GC Column: DB-624 ID: 0.18(mm)

Lab File ID (Standard): UXM6704.D Heated Purge: (Y/N) N

Calibration ID: 1185

		FB		CBZ		DCB	
		AREA #	RT #	AREA #	RT #	AREA #	RT #
12/24 HOUR STD		1255906	5.72	981786	8.41	528112	10.65
UPPER LIMIT		2511812	6.22	1963572	8.91	1056224	11.15
LOWER LIMIT		627953	5.22	490893	7.91	264056	10.15
LAB SAMPLE ID	CLIENT SAMPLE ID						
CCV 240-3718/3		1149516	5.72	900966	8.41	477884	10.65
LCS 240-3718/4		1185795	5.72	918960	8.41	503263	10.65
MB 240-3718/5		1182109	5.72	954171	8.41	503047	10.65
240-475-3 DL	MW-5 DL	1124106	5.72	912650	8.41	479620	10.65

FB = Fluorobenzene
CBZ = Chlorobenzene-d5
DCB = 1,4-Dichlorobenzene-d4

Area Limit = 50%-200% of internal standard area
RT Limit = ± 0.5 minutes of internal standard RT

Column used to flag values outside QC limits

FORM VIII 8260B

Report Date: 08-Jun-2011 12:30:55 Chrom Revision: 1.2 03-Jun-2011 08:44:02

TestAmerica Laboratories
Target Compound Quantitation Report

vinyl chloride rep. result 750 ug/L

Data File:	\\Ncchrom\ChromData\A3UX16\20110606-870.b\UXM6714.D		
Lims ID:	240-475-C-3	Client ID:	MW-5
Inject. Date:	06-Jun-2011 16:13:30	Dil. Factor:	1.0000
Sample Type:	Client		
Sample ID:	240-0000870-012		
Misc. Info.:	M10606A,8260LLUX16,,1644		
Operator:	1644	Instrument ID:	A3UX16
Vol. Injected:	1.0000	ALS Bottle#:	11
Lims Batch ID:	3718	Lims Sample ID:	12
Detector:	MS SCAN		

$\frac{(210110)(10)}{(1124106)(0.3570)} = (5.236)(142.9 \text{ dil factor}) = 748.2$ ug/L

Method:	\\Ncchrom\ChromData\A3UX16\20110606-870.b\8260_16.m		
Last Update:	08-Jun-2011 12:30:42	Calib Date:	29-May-2011 17:06:30
Quant Method:	Internal Standard	Quant By:	Initial Calibration
Last ICal File:	\\Ncchrom\ChromData\A3UX16\20110529-720.b\UXM6511.D		
Limit Group:	MSV 8260B ICAL		
Integrator:	RTE	ID Type:	Deconvolution ID
Process Host:	CORP-CTX-17		

First Level Reviewer: williamsla Date: 06-Jun-2011 17:21:07

Compound	Sig	RT	EXP RT	DLT RT	Q	Response	On-Col Amt ug/l	Flags
* 1 Fluorobenzene	96	5.716	5.716	0.0	99	1124106	10.0	
* 2 Chlorobenzene-d5	117	8.408	8.408	0.0	84	912650	10.0	
* 3 1,4-Dichlorobenzene-d4	152	10.649	10.649	0.0	95	479620	10.0	
$ 5 Dibromofluoromethane (Surr)	113	5.135	5.135	0.0	58	274833	9.42	
$ 6 1,2-Dichloroethane-d4 (Surr)	65	5.431	5.431	0.0	0	352020	9.83	
$ 7 Toluene-d8 (Surr)	98	7.091	7.091	0.0	93	1174999	9.93	
$ 131 4-Bromofluorobenzene (Surr)	95	9.522	9.522	0.0	90	431880	8.78	
12 Dichlorodifluoromethane	85		1.624					
13 Chloromethane	50		1.790					
14 Vinyl chloride	62	1.921	1.909	0.012	84	210110	5.24	
15 Bromomethane	94		2.265					
16 Chloroethane	64		2.360					
18 Trichlorofluoromethane	101		2.621					
21 1,1-Dichloroethene	96		3.130					
23 1,1,2-Trichloro-1,2,2-trifluoroethane	151		3.142					
22 Acetone	43	3.190	3.178	0.012	80	12094	1.07	
26 Carbon disulfide	76		3.332					
30 Methylene Chloride	84		3.581					
31 2-Methyl-2-propanol	59		3.688					
33 trans-1,2-Dichloroethene	96	3.842	3.830	0.012	90	16572	0.4482	
34 Methyl tert-butyl ether	73		3.830					
36 1,1-Dichloroethane	63		4.210					
37 Vinyl acetate	86		4.245					
38 Isopropyl ether	87		4.257					
40 Tert-butyl ethyl ether	59		4.577					
43 2,2-Dichloropropane	77		4.720					
42 cis-1,2-Dichloroethene	96	4.720	4.720	0.0	70	791986	20.4	
41 2-Butanone (MEK)	43		4.731					
47 Chlorobromomethane	128		4.933					
49 Chloroform	83		4.992					
50 1,1,1-Trichloroethane	97		5.158					

Compound	Sig	RT	EXP RT	DLT RT	Q	Response	On-Col Amt ug/l	Flags
52 1,1-Dichloropropene	75		5.289					
53 Carbon tetrachloride	117		5.301					
55 Benzene	78		5.478					
56 1,2-Dichloroethane	62		5.490					
57 Tert-amyl methyl ether	73		5.550					
60 Trichloroethene	130	6.024	6.024	0.0	77	11348	0.3597	
62 1,2-Dichloropropane	63		6.226					
65 Dibromomethane	93		6.332					
67 Dichlorobromomethane	83		6.463					
69 2-Chloroethyl vinyl ether	63		6.700					
70 cis-1,3-Dichloropropene	75		6.842					
71 4-Methyl-2-pentanone (MIBK)	43		6.973					
72 Toluene	91		7.151					
73 trans-1,3-Dichloropropene	75		7.340					
77 Tetrachloroethene	164		7.649					
76 1,3-Dichloropropane	76		7.660					
78 2-Hexanone	43		7.720					
79 Chlorodibromomethane	129		7.874					
123 Ethylene Dibromide	107		7.992					
82 Chlorobenzene	112		8.443					
83 1,1,1,2-Tetrachloroethane	131		8.502					
84 Ethylbenzene	106		8.526					
10 m-Xylene & p-Xylene	106		8.633					
85 o-Xylene	106		9.012					
86 Styrene	104		9.024					
87 Bromoform	173		9.226					
88 Isopropylbenzene	105		9.356					
90 1,1,2,2-Tetrachloroethane	83		9.653					
91 Bromobenzene	156		9.676					
92 1,2,3-Trichloropropane	110		9.700					
94 N-Propylbenzene	120		9.759					
95 2-Chlorotoluene	126		9.854					
104 4-Chlorotoluene	126		9.961					
97 tert-Butylbenzene	119		10.246					
98 1,2,4-Trimethylbenzene	105		10.293					
99 sec-Butylbenzene	105		10.459					
100 1,3-Dichlorobenzene	146		10.589					
101 4-Isopropyltoluene	119		10.601					
102 1,4-Dichlorobenzene	146		10.672					
103 1,2,3-Trimethylbenzene	105		10.720					
105 n-Butylbenzene	91		11.005					
106 1,2-Dichlorobenzene	146		11.052					
107 1,2-Dibromo-3-Chloropropane	157		11.823					
109 1,2,4-Trichlorobenzene	180		12.653					
110 Hexachlorobutadiene	225		12.819					
111 Naphthalene	128		12.914					
112 1,2,3-Trichlorobenzene	180		13.175					
S 114 Xylenes, Total	106		16.530					

7

FORM V
GC/MS SEMI VOA INSTRUMENT PERFORMANCE CHECK
DECAFLUOROTRIPHENYLPHOSPHINE (DFTPP)

Lab Name: TestAmerica North Canton Job No.: 240-321-1

SDG No.:

Lab File ID: 0527001.D DFTPP Injection Date: 05/27/2011

Instrument ID: A4HP7 DFTPP Injection Time: 09:02

Analysis Batch No.: 2802

M/E	ION ABUNDANCE CRITERIA	% RELATIVE ABUNDANCE	
51	30.0- 80.0% of mass 198	68.7	
68	Less than 2.0% of mass 69	0.4	(0.8)1
69	Mass 69 relative abundance	45.3	
70	Less than 2.0% of mass 69	0.2	(0.5)1
127	25.0 - 75.0% of mass 198	53.0	
197	Less than 1.0% of mass 198	0.1	
198	Base Peak, 100% relative abundance	100.0	
199	5.0 to 9.0% of mass 198	6.6	
275	10.0- 30.0% of mass 198	23.3	
365	Greater than 0.75% of mass 198	2.0	
441	Present, but less than mass 443	7.8	
442	40.0 - 110.0% of mass 198	54.7	
443	15.0 - 24.0% of mass 442	10.9	(19.8)2

1-Value is % mass 69 2-Value is % mass 442

THIS CHECK APPLIES TO THE FOLLOWING SAMPLES, MS, MSD, BLANKS AND STANDARDS:

CLIENT SAMPLE ID	LAB SAMPLE ID	LAB FILE ID	DATE ANALYZED	TIME ANALYZED
	STD5 240-2802/2	0527002.D	05/27/2011	09:21
	STD4 240-2802/3	0527003.D	05/27/2011	09:39
	STD3 240-2802/4	0527004.D	05/27/2011	09:58
	STD2 240-2802/5	0527005.D	05/27/2011	10:17
	STD1 240-2802/6	0527006.D	05/27/2011	10:35
	STD9 240-2802/7	0527007.D	05/27/2011	10:54
	STD8 240-2802/8	0527008.D	05/27/2011	11:13
	STD7 240-2802/9	0527009.D	05/27/2011	11:32
	STD6 240-2802/10	0527010.D	05/27/2011	11:50
	ICV 240-2802/12	0527012.D	05/27/2011	12:28

FORM VI
GC/MS SEMI VOA INITIAL CALIBRATION DATA
INTERNAL STANDARD RESPONSE AND CONCENTRATION

Lab Name: TestAmerica North Canton Job No.: 240-321-1 Analy Batch No.: 2802

SDG No.:

Instrument ID: A4HP7 GC Column: RXI-5SILMS ID: 0.45(mm) Heated Purge: (Y/N) N

Calibration Start Date: 05/27/2011 09:21 Calibration End Date: 05/27/2011 11:50 Calibration ID: 1196

Calibration Files:

LEVEL:	LAB SAMPLE ID:	LAB FILE ID:
Level 1	STD1 240-2802/6	0527006.D
Level 2	STD2 240-2802/5	0527005.D
Level 3	STD3 240-2802/4	0527004.D
Level 4	STD4 240-2802/3	0527003.D
Level 5	STD5 240-2802/2	0527002.D
Level 6	STD6 240-2802/10	0527010.D
Level 7	STD7 240-2802/9	0527009.D
Level 8	STD8 240-2802/8	0527008.D
Level 9	STD9 240-2802/7	0527007.D

ANALYTE	IS REF	CURVE TYPE	RESPONSE					CONCENTRATION (NG/UL)				
			LVL 1 LVL 6	LVL 2 LVL 7	LVL 3 LVL 8	LVL 4 LVL 9	LVL 5	LVL 6	LVL 2 LVL 7	LVL 3 LVL 8	LVL 4 LVL 9	LVL 5
1,4-Dioxane	DCB	Ave	486068	25118 521124	44411 1056576	109403 1158739	212643	10.0	0.500 15.0	1.00 20.0	2.00 25.0	5.00
N-Nitrosodimethylamine	DCB	Ave	916546	41498 848241	71797 1805167	178945 2071013	333743	10.0	0.500 15.0	1.00 20.0	2.00 25.0	5.00
Pyridine	DCB	Ave	1508897	60570 1513754	112128 3022227	288364 3452965	568100	10.0	0.500 15.0	1.00 20.0	2.00 25.0	5.00
Ethyl methacrylate	DCB	Ave	1156223	54745 1177483	95689 2328774	244099 2689573	456442	10.0	0.500 15.0	1.00 20.0	2.00 25.0	5.00
3-Chloropropionitrile	DCB	Ave	1341156	58832 1223416	103169 2617125	268027 2951884	492351	10.0	0.500 15.0	1.00 20.0	2.00 25.0	5.00
Benzaldehyde	DCB	Ave	1120483	52920 1038306	90165 +++++	237932 +++++	450912	10.0	0.500 15.0	1.00 +++++	2.00 +++++	5.00
Malononitrile	DCB	Ave	1917169	83801 1781557	147810 3737814	381278 4310891	715367	10.0	0.500 15.0	1.00 20.0	2.00 25.0	5.00
Phenol	DCB	Ave	1832612	75041 1667136	132436 3619606	345832 4013954	656880	10.0	0.500 15.0	1.00 20.0	2.00 25.0	5.00
Aniline	DCB	Ave	2358204	89204 2155679	161414 4854008	422897 5264213	810851	10.0	0.500 15.0	1.00 20.0	2.00 25.0	5.00
Bis(2-chloroethyl)ether	DCB	Ave	1490662	68910 1356747	115316 2887706	300803 3445802	605762	10.0	0.500 15.0	1.00 20.0	2.00 25.0	5.00
2-Chlorophenol	DCB	Ave	1362199	57290 1260396	98701 2710397	259121 3029895	507077	10.0	0.500 15.0	1.00 20.0	2.00 25.0	5.00
1,3-Dichlorobenzene	DCB	Ave	1357781	60880 1281971	104610 2659226	266452 3025817	506090	10.0	0.500 15.0	1.00 20.0	2.00 25.0	5.00
1,4-Dichlorobenzene	DCB	Ave	1421297	64188 1329035	109381 2771286	277785 3110486	530356	10.0	0.500 15.0	1.00 20.0	2.00 25.0	5.00
Benzyl alcohol	DCB	Ave	915575	34008 838443	60178 1861622	167316 2060355	327799	10.0	0.500 15.0	1.00 20.0	2.00 25.0	5.00

FORM VI
GC/MS SEMI VOA INITIAL CALIBRATION DATA
INTERNAL STANDARD RESPONSE AND CONCENTRATION

Lab Name: TestAmerica North Canton Job No.: 240-321-1 Analy Batch No.: 2802

SDG No.:

Instrument ID: A4HP7 GC Column: RXI-5SILMS ID: 0.45(mm) Heated Purge: (Y/N) N

Calibration Start Date: 05/27/2011 09:21 Calibration End Date: 05/27/2011 11:50 Calibration ID: 1196

ANALYTE	IS REF	CURVE TYPE	RESPONSE					CONCENTRATION (NG/UL)				
			LVL 1 LVL 6	LVL 2 LVL 7	LVL 3 LVL 8	LVL 4 LVL 9	LVL 5	LVL 6	LVL 2 LVL 7	LVL 3 LVL 8	LVL 4 LVL 9	LVL 5
1,2-Dichlorobenzene	DCB	Ave		58695	100437	253916	488117		0.500	1.00	2.00	5.00
			1309767	1223280	2550269	2865677		10.0	15.0	20.0	25.0	
2-Methylphenol	DCB	Ave		53782	95452	254390	487473		0.500	1.00	2.00	5.00
			1343856	1236048	2635267	2882155		10.0	15.0	20.0	25.0	
2,2'-oxybis[1-chloropropane]	DCB	Ave		167869	287080	731526	1412930		0.500	1.00	2.00	5.00
			3652567	3341655	6882163	7543277		10.0	15.0	20.0	25.0	
Benzoic acid	NPT	Qua		+++++	56902	224784	546894		+++++	2.00	4.00	10.0
			2137593	1933072	4735546	5108418		20.0	30.0	40.0	50.0	
3 & 4 Methylphenol	DCB	Ave		51173	94893	257653	506686		0.500	1.00	2.00	5.00
			1389651	1269853	2814363	3128427		10.0	15.0	20.0	25.0	
N-Nitrosodi-n-propylamine	DCB	Ave		44763	79097	211141	407684		0.500	1.00	2.00	5.00
			1136472	1017452	2212288	2440526		10.0	15.0	20.0	25.0	
Acetophenone	DCB	Ave		80276	144874	369337	716478		0.500	1.00	2.00	5.00
			1964178	1773900	3810105	4217827		10.0	15.0	20.0	25.0	
Hexachloroethane	DCB	Ave		23253	41408	103517	198137		0.500	1.00	2.00	5.00
			536172	512593	1079564	1226282		10.0	15.0	20.0	25.0	
Nitrobenzene	NPT	Ave		62199	111932	289294	563421		0.500	1.00	2.00	5.00
			1549700	1410242	3049445	3441855		10.0	15.0	20.0	25.0	
Isophorone	NPT	Ave		110638	198306	534051	1046257		0.500	1.00	2.00	5.00
			2943788	2649787	5904263	6483695		10.0	15.0	20.0	25.0	
2,4-Dimethylphenol	NPT	Ave		56146	103401	277939	536993		0.500	1.00	2.00	5.00
			1464752	1353248	2857637	3182809		10.0	15.0	20.0	25.0	
2-Nitrophenol	NPT	Ave		22710	46747	132350	260436		0.500	1.00	2.00	5.00
			762630	686164	1527035	1680476		10.0	15.0	20.0	25.0	
1,3,5-Trichlorobenzene	NPT	Ave		47977	84199	213252	408901		0.500	1.00	2.00	5.00
			1145985	1039602	2246778	2540972		10.0	15.0	20.0	25.0	
Bis(2-chloroethoxy)methane	NPT	Ave		66964	119822	304596	594971		0.500	1.00	2.00	5.00
			1664782	1503607	3303615	3695629		10.0	15.0	20.0	25.0	
2,4-Dichlorophenol	NPT	Ave		36656	71093	191725	370944		0.500	1.00	2.00	5.00
			1067857	968741	2125715	2365814		10.0	15.0	20.0	25.0	
1,2,4-Trichlorobenzene	NPT	Ave		47528	82846	209251	401269		0.500	1.00	2.00	5.00
			1128596	1020065	2246473	2509299		10.0	15.0	20.0	25.0	
Naphthalene	NPT	Ave	45303	176077	308053	798077	1520774	0.100	0.500	1.00	2.00	5.00
			4187704	3775751	6762423	7055801		10.0	15.0	20.0	25.0	
4-Chloroaniline	NPT	Ave		67925	121747	331363	653408		0.500	1.00	2.00	5.00
			1855400	1702047	3609813	4009309		10.0	15.0	20.0	25.0	
Hexachlorobutadiene	NPT	Ave		25179	43586	109432	214427		0.500	1.00	2.00	5.00
			607409	540373	1200590	1361176		10.0	15.0	20.0	25.0	
1,2,3-Trichlorobenzene	NPT	Ave		44189	76914	194703	382829		0.500	1.00	2.00	5.00
			1075095	970949	2135205	2382033		10.0	15.0	20.0	25.0	
Caprolactam	NPT	Qua		11588	23133	78718	160549		0.500	1.00	2.00	5.00
			481465	426277	995987	997159		10.0	15.0	20.0	25.0	

FORM VI
GC/MS SEMI VOA INITIAL CALIBRATION DATA
INTERNAL STANDARD RESPONSE AND CONCENTRATION

Lab Name: TestAmerica North Canton Job No.: 240-321-1 Analy Batch No.: 2802

SDG No.:

Instrument ID: A4HP7 GC Column: RXI-5SILMS ID: 0.45(mm) Heated Purge: (Y/N) N

Calibration Start Date: 05/27/2011 09:21 Calibration End Date: 05/27/2011 11:50 Calibration ID: 1196

ANALYTE	IS REF	CURVE TYPE	RESPONSE					CONCENTRATION (NG/UL)				
			LVL 1 LVL 6	LVL 2 LVL 7	LVL 3 LVL 8	LVL 4 LVL 9	LVL 5	LVL 6	LVL 2 LVL 7	LVL 3 LVL 8	LVL 4 LVL 9	LVL 5
4-Chloro-3-methylphenol	NPT	Ave		45398	84378	235287	448170		0.500	1.00	2.00	5.00
			1288915	1167139	2660435	2899024		10.0	15.0	20.0	25.0	
2-Methylnaphthalene	NPT	Ave	22313	91910	158877	413933	797855	0.100	0.500	1.00	2.00	5.00
			2272171	2036306	4551975	5006045		10.0	15.0	20.0	25.0	
2,4-Dinitrophenol	ANT	Qua		+++++	34321	124253	312538		+++++	2.00	4.00	10.0
			1028101	908893	2225700	2350641		20.0	30.0	40.0	50.0	
1-Methylnaphthalene	NPT	Ave	26389	105832	184294	478912	918339	0.100	0.500	1.00	2.00	5.00
			2581895	2324158	5158859	5581050		10.0	15.0	20.0	25.0	
4-Nitrophenol	ANT	Ave		+++++	21112	64065	143805		+++++	1.00	2.00	5.00
			425413	372322	884822	989232		10.0	15.0	20.0	25.0	
1,2,3,5-Tetrachlorobenzene	ANT	Ave		45944	81336	197230	388344		0.500	1.00	2.00	5.00
			1122762	988491	2305426	2600706		10.0	15.0	20.0	25.0	
Hexachlorocyclopentadiene	ANT	Ave		23440	41906	119441	237482		0.500	1.00	2.00	5.00
			716095	630191	1464509	1649648		10.0	15.0	20.0	25.0	
2,4,6-Trichlorophenol	ANT	Ave		23745	47752	133388	263215		0.500	1.00	2.00	5.00
			764173	683571	1591089	1744048		10.0	15.0	20.0	25.0	
2,4,5-Trichlorophenol	ANT	Ave		30915	53399	143150	284095		0.500	1.00	2.00	5.00
			838547	740223	1658869	1888602		10.0	15.0	20.0	25.0	
2,4-Toluene diamine	NPT	Ave		44940	91140	224558	424909		0.500	1.00	2.00	5.00
			1031993	981698	1387316	1568937		10.0	15.0	20.0	25.0	
1,1'-Biphenyl	ANT	Ave	34126	134921	238484	608428	1175049	0.100	0.500	1.00	2.00	5.00
			3287256	2947317	5771012	6086263		10.0	15.0	20.0	25.0	
1,2,3,4 -Tetrachlorobenzene	ANT	Ave		44190	75844	189690	365755		0.500	1.00	2.00	5.00
			1055763	941281	2179330	2430056		10.0	15.0	20.0	25.0	
2-Chloronaphthalene	ANT	Ave	24756	98352	172024	441519	859113	0.100	0.500	1.00	2.00	5.00
			2422775	2173487	4875004	5341483		10.0	15.0	20.0	25.0	
4,6-Dinitro-2-methylphenol	PHN	Qua		+++++	21663	73280	170835		+++++	1.00	2.00	5.00
			556422	488438	1213979	1315980		10.0	15.0	20.0	25.0	
2-Nitroaniline	ANT	Ave		33258	61199	176777	360400		0.500	1.00	2.00	5.00
			1008832	909958	2078628	2297251		10.0	15.0	20.0	25.0	
Di-n-butyl phthalate	PHN	Ave		162643	301232	815868	1721674		0.500	1.00	2.00	5.00
			5046699	4422874	+++++	+++++		10.0	15.0	+++++	+++++	
Dimethyl phthalate	ANT	Ave		106729	192906	482462	972788		0.500	1.00	2.00	5.00
			2821350	2514168	5757002	6295770		10.0	15.0	20.0	25.0	
2,6-Dinitrotoluene	ANT	Ave		18766	35417	101381	210888		0.500	1.00	2.00	5.00
			631536	560817	1321288	1478038		10.0	15.0	20.0	25.0	
1,2-Dinitrobenzene	ANT	Ave		10528	18599	54775	113870		0.500	1.00	2.00	5.00
			335279	296775	707977	760604		10.0	15.0	20.0	25.0	
Acenaphthylene	ANT	Ave	37969	159367	283616	745947	1485560	0.100	0.500	1.00	2.00	5.00
			4167028	3748255	7111201	7423472		10.0	15.0	20.0	25.0	
3-Nitroaniline	ANT	Ave		24284	48056	134791	266848		0.500	1.00	2.00	5.00
			794226	711987	1665716	1819975		10.0	15.0	20.0	25.0	

FORM VI
GC/MS SEMI VOA INITIAL CALIBRATION DATA
INTERNAL STANDARD RESPONSE AND CONCENTRATION

Lab Name: TestAmerica North Canton Job No.: 240-321-1 Analy Batch No.: 2802

SDG No.:

Instrument ID: A4HP7 GC Column: RXI-5SILMS ID: 0.45(mm) Heated Purge: (Y/N) N

Calibration Start Date: 05/27/2011 09:21 Calibration End Date: 05/27/2011 11:50 Calibration ID: 1196

ANALYTE	IS REF	CURVE TYPE	RESPONSE					CONCENTRATION (NG/UL)				
			LVL 1 LVL 6	LVL 2 LVL 7	LVL 3 LVL 8	LVL 4 LVL 9	LVL 5	LVL 1 LVL 6	LVL 2 LVL 7	LVL 3 LVL 8	LVL 4 LVL 9	LVL 5
Acenaphthene	ANT	Ave	27486	106482	185110	468242	911178	0.100	0.500	1.00	2.00	5.00
			2534045	2284564	5047335	5551827		10.0	15.0	20.0	25.0	
Benzidine	CRY	Qua		64039	145772	437890	1023167		0.500	1.00	2.00	5.00
			3014251	2722715	+++++	+++++		10.0	15.0	+++++	+++++	
2,4-Dinitrotoluene	ANT	Ave		26503	51608	142127	293664		0.500	1.00	2.00	5.00
			877713	777791	1809028	1950611		10.0	15.0	20.0	25.0	
Dibenzofuran	ANT	Ave	35733	148084	256133	646257	1253832	0.100	0.500	1.00	2.00	5.00
			3600137	3194664	6417221	6875902		10.0	15.0	20.0	25.0	
2,3,5,6-Tetrachlorophenol	ANT	Ave		20990	39668	108911	222114		0.500	1.00	2.00	5.00
			685617	614282	1456309	1590304		10.0	15.0	20.0	25.0	
Diethyl phthalate	ANT	Ave		111506	198565	510506	1032130		0.500	1.00	2.00	5.00
			2952795	2646857	5888099	6164421		10.0	15.0	20.0	25.0	
4-Chlorophenyl phenyl ether	ANT	Ave		54341	96252	238341	474752		0.500	1.00	2.00	5.00
			1368018	1228270	2857721	3138665		10.0	15.0	20.0	25.0	
4-Nitroaniline	ANT	Ave		23260	46241	139630	291121		0.500	1.00	2.00	5.00
			839849	761750	1779052	1918983		10.0	15.0	20.0	25.0	
Fluorene	ANT	Ave	28889	117310	207768	526747	1047278	0.100	0.500	1.00	2.00	5.00
			2973434	2663242	6056731	6479256		10.0	15.0	20.0	25.0	
N-Nitrosodiphenylamine	PHN	Ave		84602	148870	379119	776740		0.500	1.00	2.00	5.00
			2220329	2005842	4653099	5068467		10.0	15.0	20.0	25.0	
Azobenzene	PHN	Ave		127832	234105	615029	1223110		0.500	1.00	2.00	5.00
			3397657	3038954	6387083	6878914		10.0	15.0	20.0	25.0	
Sulfotepp	PHN	Ave		12770	24656	60214	125901		0.500	1.00	2.00	5.00
			373372	334647	783814	862665		10.0	15.0	20.0	25.0	
4-Bromophenyl phenyl ether	PHN	Ave		25642	47724	121297	247777		0.500	1.00	2.00	5.00
			734747	660880	1543512	1711278		10.0	15.0	20.0	25.0	
Hexachlorobenzene	PHN	Ave	6736	25902	46480	116372	225180	0.100	0.500	1.00	2.00	5.00
			663794	596987	1419846	1559507		10.0	15.0	20.0	25.0	
Atrazine	PHN	Ave		25920	46433	129263	262912		0.500	1.00	2.00	5.00
			742955	678191	1376802	1539372		10.0	15.0	20.0	25.0	
Pentachlorophenol	PHN	Qua		24422	51628	155435	347405		1.00	2.00	4.00	10.0
			1043700	972880	2372041	2595821		20.0	30.0	40.0	50.0	
Phenanthrene	PHN	Ave	43800	164516	289169	724813	1454448	0.100	0.500	1.00	2.00	5.00
			4091741	3643141	7296390	7591075		10.0	15.0	20.0	25.0	
Anthracene	PHN	Ave	38743	152762	272620	715574	1472771	0.100	0.500	1.00	2.00	5.00
			4185360	3732486	7180712	7858031		10.0	15.0	20.0	25.0	
Carbazole	PHN	Ave		145409	267223	699208	1443853		0.500	1.00	2.00	5.00
			4073002	3665081	7337983	7717853		10.0	15.0	20.0	25.0	
Fluoranthene	PHN	Ave	39571	160830	281660	740152	1509116	0.100	0.500	1.00	2.00	5.00
			4404683	3921956	7564004	7798105		10.0	15.0	20.0	25.0	
Pyrene	CRY	Ave	42022	171271	307152	796995	1614782	0.100	0.500	1.00	2.00	5.00
			4754832	4218821	8074118	8325286		10.0	15.0	20.0	25.0	

FORM VI
GC/MS SEMI VOA INITIAL CALIBRATION DATA
INTERNAL STANDARD RESPONSE AND CONCENTRATION

Lab Name: TestAmerica North Canton Job No.: 240-321-1 Analy Batch No.: 2802

SDG No.:

Instrument ID: A4HP7 GC Column: RXI-5SILMS ID: 0.45(mm) Heated Purge: (Y/N) N

Calibration Start Date: 05/27/2011 09:21 Calibration End Date: 05/27/2011 11:50 Calibration ID: 1196

ANALYTE	IS REF	CURVE TYPE	RESPONSE					CONCENTRATION (NG/UL)				
			LVL 1 LVL 6	LVL 2 LVL 7	LVL 3 LVL 8	LVL 4 LVL 9	LVL 5	LVL 6	LVL 2 LVL 7	LVL 3 LVL 8	LVL 4 LVL 9	LVL 5
Butyl benzyl phthalate	CRY	Qua		135588	120223	338044	743982		0.500	1.00	2.00	5.00
			2197570	1951139	4616798	4997917		10.0	15.0	20.0	25.0	
3,3'-Dimethoxybenzidine	CRY	Qua		20915	50235	144536	340371		0.500	1.00	2.00	5.00
			1017507	940318	2155914	2222738		10.0	15.0	20.0	25.0	
Bis(2-ethylhexyl) phthalate	CRY	Ave		89528	171301	488964	1082300		0.500	1.00	2.00	5.00
			3172397	2786710	6206127	6403934		10.0	15.0	20.0	25.0	
4,4'-Methylene bis(2-chloroaniline)	CRY	Ave		25366	49315	140968	303813		0.500	1.00	2.00	5.00
			890542	778772	1926263	2117853		10.0	15.0	20.0	25.0	
3,3'-Dichlorobenzidine	CRY	Ave		50288	98600	264225	554614		0.500	1.00	2.00	5.00
			1632640	1468442	3537941	3877722		10.0	15.0	20.0	25.0	
Benzo[a]anthracene	CRY	Ave	40375	165763	278371	744045	1524578	0.100	0.500	1.00	2.00	5.00
			4508901	3927572	8812240	9441414		10.0	15.0	20.0	25.0	
Chrysene	CRY	Ave	42234	161031	288577	741156	1497160	0.100	0.500	1.00	2.00	5.00
			4274602	3777191	8159676	8336064		10.0	15.0	20.0	25.0	
Di-n-octyl phthalate	PRY	Ave		129676	255249	746830	1710457		0.500	1.00	2.00	5.00
			5147736	4493780	9625044	9940036		10.0	15.0	20.0	25.0	
Benzo[b]fluoranthene	PRY	Ave	31954	138659	254957	622561	1302458	0.100	0.500	1.00	2.00	5.00
			4001520	3753721	8352534	10277318		10.0	15.0	20.0	25.0	
Benzo[k]fluoranthene	PRY	Ave	39674	151157	268274	754889	1525399	0.100	0.500	1.00	2.00	5.00
			4336726	3684949	9494126	9241396		10.0	15.0	20.0	25.0	
Benzo[a]pyrene	PRY	Ave	32369	131687	229896	610596	1271916	0.100	0.500	1.00	2.00	5.00
			3804062	3361415	8090582	8880657		10.0	15.0	20.0	25.0	
Indeno[1,2,3-cd]pyrene	PRY	Ave	33601	135211	248599	673506	1428400	0.100	0.500	1.00	2.00	5.00
			4140920	3667241	8770647	9650229		10.0	15.0	20.0	25.0	
Dibenz(a,h)anthracene	PRY	Ave	23314	114869	198669	565470	1198439	0.100	0.500	1.00	2.00	5.00
			3524291	3123577	7484187	8234386		10.0	15.0	20.0	25.0	
Benzo[g,h,i]perylene	PRY	Ave	27555	113437	199860	544175	1145152	0.100	0.500	1.00	2.00	5.00
			3391396	3018977	7212389	7918545		10.0	15.0	20.0	25.0	
2-Fluorophenol (Surr)	DCB	Ave		48674	90703	235611	453654		0.500	1.00	2.00	5.00
			1201807	1204854	2357803	2645726		10.0	15.0	20.0	25.0	
Phenol-d5 (Surr)	DCB	Ave		66723	120479	308280	606589		0.500	1.00	2.00	5.00
			1655803	1525060	3257629	3648596		10.0	15.0	20.0	25.0	
Nitrobenzene-d5 (Surr)	NPT	Ave	14745	63386	112098	300928	578450	0.100	0.500	1.00	2.00	5.00
			1614149	1462928	3095917	3351634		10.0	15.0	20.0	25.0	
2-Fluorobiphenyl (Surr)	ANT	Ave	28296	116119	201617	513554	996743	0.100	0.500	1.00	2.00	5.00
			2812546	2533003	5496783	6031073		10.0	15.0	20.0	25.0	
2,4,6-Tribromophenol (Surr)	ANT	Ave		9135	17075	47273	96626		0.500	1.00	2.00	5.00
			298612	260334	635106	708477		10.0	15.0	20.0	25.0	
Terphenyl-d14 (Surr)	CRY	Ave	24395	98907	179252	468363	955524	0.100	0.500	1.00	2.00	5.00
			2809922	2482047	5908102	6180139		10.0	15.0	20.0	25.0	

FORM VI
GC/MS SEMI VOA INITIAL CALIBRATION DATA
INTERNAL STANDARD RESPONSE AND CONCENTRATION

Lab Name: TestAmerica North Canton | Job No.: 240-321-1 | Analy Batch No.: 2802

SDG No.:

Instrument ID: A4HP7 | GC Column: RXI-5SILMS ID: 0.45(mm) | Heated Purge: (Y/N) N

Calibration Start Date: 05/27/2011 09:21 | Calibration End Date: 05/27/2011 11:50 | Calibration ID: 1196

Curve Type Legend:
Ave = Average ISTD
Qua = Quadratic ISTD

FORM VI
GC/MS SEMI VOA INITIAL CALIBRATION DATA
INTERNAL STANDARD CURVE EVALUTION

Lab Name: TestAmerica North Canton Job No.: 240-321-1 Analy Batch No.: 2802

SDG No.:

Instrument ID: A4HP7 GC Column: RXI-5SILMS ID: 0.45(mm) Heated Purge: (Y/N) N

Calibration Start Date: 05/27/2011 09:21 Calibration End Date: 05/27/2011 11:50 Calibration ID: 1196

Calibration Files:

LEVEL:	LAB SAMPLE ID:	LAB FILE ID:
Level 1	STD1 240-2802/6	0527006.D
Level 2	STD2 240-2802/5	0527005.D
Level 3	STD3 240-2802/4	0527004.D
Level 4	STD4 240-2802/3	0527003.D
Level 5	STD5 240-2802/2	0527002.D
Level 6	STD6 240-2802/10	0527010.D
Level 7	STD7 240-2802/9	0527009.D
Level 8	STD8 240-2802/8	0527008.D
Level 9	STD9 240-2802/7	0527007.D

ANALYTE	RRF					CURVE TYPE	COEFFICIENT			#	MIN RRF	%RSD	#	MAX %RSD	R^2 OR COD	#	MIN R^2 OR COD
	LVL 1	LVL 2	LVL 3	LVL 4	LVL 5		B	M1	M2								
	LVL 6	LVL 7	LVL 8	LVL 9													
1,4-Dioxane		0.5957	0.6209	0.6054	0.6043	Ave		0.5766				7.0		15.0			
	0.4979	0.5819	0.5495	0.5570													
N-Nitrosodimethylamine		0.9842	1.0038	0.9903	0.9484	Ave		0.9684				2.8		15.0			
	0.9388	0.9471	0.9388	0.9955													
Pyridine		1.4366	1.5677	1.5958	1.6143	Ave		1.5852				4.9		15.0			
	1.5455	1.6902	1.5717	1.6599													
Ethyl methacrylate		1.2984	1.3378	1.3509	1.2971	Ave		1.2859				4.6		15.0			
	1.1843	1.3147	1.2111	1.2929													
3-Chloropropionitrile		1.3954	1.4424	1.4833	1.3991	Ave		1.4050				3.0		15.0			
	1.3737	1.3660	1.3611	1.4190													
Benzaldehyde		1.2551	1.2606	1.3167	1.2813	Ave		1.2368				5.5		15.0			
	1.1477	1.1593	+++++	+++++													
Malononitrile		1.9876	2.0666	2.1100	2.0328	Ave		2.0207				2.9		15.0			
	1.9637	1.9892	1.9439	2.0723													
Phenol		1.7798	1.8516	1.9139	1.8666	Ave		1.8703				2.4		15.0			
	1.8771	1.8614	1.8824	1.9295													
Aniline		2.1157	2.2567	2.3403	2.3042	Ave		2.3618				5.9		15.0			
	2.4154	2.4069	2.5244	2.5305													
Bis(2-chloroethyl)ether		1.6344	1.6122	1.6647	1.7214	Ave		1.6041				5.0		15.0			
	1.5268	1.5149	1.5018	1.6564													
2-Chlorophenol		1.3588	1.3800	1.4340	1.4409	Ave		1.4103				2.3		15.0			
	1.3952	1.4073	1.4096	1.4565													
1,3-Dichlorobenzene		1.4439	1.4626	1.4746	1.4381	Ave		1.4348				2.3		15.0			
	1.3907	1.4314	1.3830	1.4545													
1,4-Dichlorobenzene		1.5224	1.5293	1.5373	1.5071	Ave		1.4965				2.3		15.0			
	1.4558	1.4839	1.4412	1.4952													

Note: The m1 coefficient is the same as Ave RRF for an Ave curve type.

FORM VI
GC/MS SEMI VOA INITIAL CALIBRATION DATA
INTERNAL STANDARD CURVE EVALUTION

Lab Name: TestAmerica North Canton Job No.: 240-321-1 Analy Batch No.: 2802

SDG No.:

Instrument ID: A4HP7 GC Column: RXI-5SILMS ID: 0.45(mm) Heated Purge: (Y/N) N

Calibration Start Date: 05/27/2011 09:21 Calibration End Date: 05/27/2011 11:50 Calibration ID: 1196

ANALYTE	RRF					CURVE TYPE	COEFFICIENT			#	MIN RRF	%RSD	#	MAX %RSD	R^2 OR COD	#	MIN R^2 OR COD
	LVL 1 LVL 6	LVL 2 LVL 7	LVL 3 LVL 8	LVL 4 LVL 9	LVL 5		B	M1	M2								
Benzyl alcohol		0.8066	0.8414	0.9259	0.9315	Ave		0.9172				6.8		15.0			
	0.9378	0.9362	0.9682	0.9904													
1,2-Dichlorobenzene		1.3921	1.4042	1.4052	1.3871	Ave		1.3750				2.1		15.0			
	1.3415	1.3659	1.3263	1.3775													
2-Methylphenol		1.2756	1.3345	1.4078	1.3852	Ave		1.3645				3.0		15.0			
	1.3764	1.3801	1.3705	1.3855													
2,2'-oxybis[1-chloropropane]		3.9814	4.0137	4.0483	4.0151	Ave		3.8420				5.0		15.0			
	3.7411	3.7311	3.5791	3.6261													
Benzoic acid		+++++	0.1014	0.1594	0.1914	Qua	-0.507	0.2705	0.0008						0.9990		0.9900
	0.2663	0.2729	0.2957	0.2957													
3 & 4 Methylphenol		1.2137	1.3267	1.4259	1.4398	Ave		1.4019				6.5		15.0			
	1.4234	1.4179	1.4636	1.5039													
N-Nitrosodi-n-propylamine		1.0617	1.1059	1.1685	1.1585	Ave		1.1398			0.0500	3.4		15.0			
	1.1640	1.1360	1.1505	1.1732													
Acetophenone		1.9039	2.0255	2.0439	2.0360	Ave		2.0014				2.3		15.0			
	2.0118	1.9806	1.9815	2.0275													
Hexachloroethane		0.5515	0.5789	0.5729	0.5630	Ave		0.5673				2.4		15.0			
	0.5492	0.5723	0.5614	0.5895													
Nitrobenzene		0.3824	0.3990	0.4102	0.3944	Ave		0.3937				2.5		15.0			
	0.3861	0.3982	0.3808	0.3985													
Isophorone		0.6802	0.7069	0.7573	0.7324	Ave		0.7308				3.5		15.0			
	0.7335	0.7483	0.7374	0.7506													
2,4-Dimethylphenol		0.3452	0.3686	0.3941	0.3759	Ave		0.3695				4.1		15.0			
	0.3650	0.3822	0.3569	0.3685													
2-Nitrophenol		0.1396	0.1666	0.1877	0.1823	Ave		0.1807				10.0		15.0			
	0.1900	0.1938	0.1907	0.1945													
1,3,5-Trichlorobenzene		0.2950	0.3001	0.3024	0.2862	Ave		0.2922				2.6		15.0			
	0.2856	0.2936	0.2806	0.2942													
Bis(2-chloroethoxy)methane		0.4117	0.4271	0.4319	0.4165	Ave		0.4209				1.9		15.0			
	0.4148	0.4246	0.4126	0.4278													
2,4-Dichlorophenol		0.2254	0.2534	0.2719	0.2597	Ave		0.2612				6.2		15.0			
	0.2661	0.2736	0.2655	0.2739													
1,2,4-Trichlorobenzene		0.2922	0.2953	0.2967	0.2809	Ave		0.2882				2.3		15.0			
	0.2812	0.2881	0.2806	0.2905													
Naphthalene	1.2651	1.0825	1.0981	1.1317	1.0646	Ave		1.0459				13.0		15.0			
	1.0435	1.0663	0.8445	0.8168													
4-Chloroaniline		0.4176	0.4340	0.4699	0.4574	Ave		0.4546				4.5		15.0			
	0.4623	0.4806	0.4508	0.4641													
Hexachlorobutadiene		0.1548	0.1554	0.1552	0.1501	Ave		0.1534				1.8		15.0			
	0.1514	0.1526	0.1499	0.1576													

Note: The m1 coefficient is the same as Ave RRF for an Ave curve type.

FORM VI
GC/MS SEMI VOA INITIAL CALIBRATION DATA
INTERNAL STANDARD CURVE EVALUTION

Lab Name: TestAmerica North Canton Job No.: 240-321-1 Analy Batch No.: 2802

SDG No.:

Instrument ID: A4HP7 GC Column: RXI-5SILMS ID: 0.45(mm) Heated Purge: (Y/N) N

Calibration Start Date: 05/27/2011 09:21 Calibration End Date: 05/27/2011 11:50 Calibration ID: 1196

ANALYTE	RRF					CURVE TYPE	COEFFICIENT			#	MIN RRF	%RSD	#	MAX %RSD	R^2 OR COD	#	MIN R^2 OR COD
	LVL 1	LVL 2	LVL 3	LVL 4	LVL 5		B	M1	M2								
	LVL 6	LVL 7	LVL 8	LVL 9													
1,2,3-Trichlorobenzene		0.2717	0.2742	0.2761	0.2680	Ave		0.2718				1.4		15.0			
	0.2679	0.2742	0.2667	0.2758													
Caprolactam		0.0712	0.0825	0.1116	0.1124	Qua	-0.053	0.1334	-0.001						0.9980		0.9900
	0.1200	0.1204	0.1244	0.1154													
4-Chloro-3-methylphenol		0.2791	0.3008	0.3336	0.3137	Ave		0.3182				6.2		15.0			
	0.3212	0.3296	0.3323	0.3356													
2-Methylnaphthalene	0.6231	0.5650	0.5663	0.5870	0.5585	Ave		0.5766				3.4		15.0			
	0.5662	0.5750	0.5685	0.5795													
2,4-Dinitrophenol		+++++	0.1099	0.1606	0.1971	Qua	-0.281	0.2287	0.0004		0.0500				0.9990		0.9900
	0.2263	0.2269	0.2425	0.2422													
1-Methylnaphthalene	0.7369	0.6506	0.6569	0.6791	0.6428	Ave		0.6618				4.6		15.0			
	0.6433	0.6563	0.6443	0.6461													
4-Nitrophenol		+++++	0.1352	0.1656	0.1814	Ave		0.1789			0.0500	13.0		15.0			
	0.1873	0.1859	0.1928	0.2039													
1,2,3,5-Tetrachlorobenzene		0.5097	0.5210	0.5098	0.4898	Ave		0.5071				3.1		15.0			
	0.4944	0.4935	0.5024	0.5360													
Hexachlorocyclopentadiene		0.2601	0.2684	0.3087	0.2995	Ave		0.3032			0.0500	8.8		15.0			
	0.3153	0.3146	0.3191	0.3400													
2,4,6-Trichlorophenol		0.2634	0.3059	0.3448	0.3320	Ave		0.3287				9.3		15.0			
	0.3365	0.3413	0.3467	0.3595													
2,4,5-Trichlorophenol		0.3430	0.3420	0.3700	0.3583	Ave		0.3498				12.0		15.0			
	0.3692	0.3696	0.3615	0.3892													
2,4-Toluene diamine		0.2763	0.3249	0.3184	0.2974	Ave		0.2633				22.0	*	15.0			
	0.2571	0.2772	0.1733	0.1816													
1,1'-Biphenyl	1.7058	1.4969	1.5276	1.5725	1.4820	Ave		1.4684				9.7		15.0			
	1.4474	1.4715	1.2576	1.2544													
1,2,3,4 -Tetrachlorobenzene		0.4903	0.4858	0.4903	0.4613	Ave		0.4798				2.9		15.0			
	0.4649	0.4699	0.4749	0.5008													
2-Chloronaphthalene	1.2374	1.0912	1.1019	1.1411	1.0835	Ave		1.1078				4.9		15.0			
	1.0668	1.0851	1.0624	1.1009													
4,6-Dinitro-2-methylphenol		+++++	0.0849	0.1137	0.1294	Qua	-0.047	0.1358	0.0010						1.0000		0.9900
	0.1468	0.1460	0.1534	0.1604													
2-Nitroaniline		0.3690	0.3920	0.4569	0.4545	Ave		0.4372				8.3		15.0			
	0.4442	0.4543	0.4530	0.4735													
Di-n-butyl phthalate		1.0826	1.1805	1.2656	1.3036	Ave		1.2476				7.8		15.0			
	1.3316	1.3218	+++++	+++++													
Dimethyl phthalate		1.1841	1.2356	1.2470	1.2269	Ave		1.2429				2.6		15.0			
	1.2423	1.2552	1.2546	1.2976													
2,6-Dinitrotoluene		0.2082	0.2269	0.2620	0.2660	Ave		0.2642				12.0		15.0			
	0.2781	0.2800	0.2879	0.3046													

Note: The m1 coefficient is the same as Ave RRF for an Ave curve type.

FORM VI
GC/MS SEMI VOA INITIAL CALIBRATION DATA
INTERNAL STANDARD CURVE EVALUTION

Lab Name: TestAmerica North Canton Job No.: 240-321-1 Analy Batch No.: 2802

SDG No.:

Instrument ID: A4HP7 GC Column: RXI-5SILMS ID: 0.45(mm) Heated Purge: (Y/N) N

Calibration Start Date: 05/27/2011 09:21 Calibration End Date: 05/27/2011 11:50 Calibration ID: 1196

ANALYTE	RRF					CURVE TYPE	COEFFICIENT			#	MIN RRF	%RSD	#	MAX %RSD	R^2 OR COD	#	MIN R^2 OR COD
	LVL 1 LVL 6	LVL 2 LVL 7	LVL 3 LVL 8	LVL 4 LVL 9	LVL 5		B	M1	M2								
1,2-Dinitrobenzene		0.1168	0.1191	0.1416	0.1436	Ave		0.1410				11.0		15.0			
	0.1476	0.1482	0.1543	0.1568													
Acenaphthylene	1.8979	1.7682	1.8166	1.9280	1.8736	Ave		1.7856				8.2		15.0			
	1.8348	1.8713	1.5497	1.5300													
3-Nitroaniline		0.2694	0.3078	0.3484	0.3366	Ave		0.3382				10.0		15.0			
	0.3497	0.3555	0.3630	0.3751													
Acenaphthene	1.3739	1.1814	1.1857	1.2102	1.1492	Ave		1.1779				6.9		15.0			
	1.1158	1.1406	1.0999	1.1442													
Benzidine		0.4264	0.5587	0.6730	0.7453	Qua	-0.151	0.7399	0.0033						1.0000		0.9900
	0.7487	0.7807	+++++	+++++													
2,4-Dinitrotoluene		0.2940	0.3306	0.3673	0.3704	Ave		0.3667				10.0		15.0			
	0.3865	0.3883	0.3942	0.4020													
Dibenzofuran	1.7861	1.6430	1.6406	1.6703	1.5814	Ave		1.5908				7.6		15.0			
	1.5852	1.5949	1.3984	1.4171													
2,3,5,6-Tetrachlorophenol		0.2329	0.2541	0.2815	0.2801	Ave		0.2878				11.0		15.0			
	0.3019	0.3067	0.3174	0.3278													
Diethyl phthalate		1.2371	1.2719	1.3194	1.3018	Ave		1.2882				2.2		15.0			
	1.3001	1.3214	1.2831	1.2705													
4-Chlorophenyl phenyl ether		0.6029	0.6165	0.6160	0.5988	Ave		0.6149				2.5		15.0			
	0.6024	0.6132	0.6228	0.6469													
4-Nitroaniline		0.2581	0.2962	0.3609	0.3672	Ave		0.3520				14.0		15.0			
	0.3698	0.3803	0.3877	0.3955													
Fluorene	1.4440	1.3015	1.3308	1.3614	1.3209	Ave		1.3392				3.2		15.0			
	1.3092	1.3296	1.3199	1.3354													
N-Nitrosodiphenylamine		0.5631	0.5834	0.5881	0.5881	Ave		0.5892				2.6		15.0			
	0.5859	0.5995	0.5880	0.6180													
Azobenzene		0.8509	0.9174	0.9540	0.9261	Ave		0.8874				5.6		15.0			
	0.8965	0.9082	0.8071	0.8387													
Sulfotepp		0.0850	0.0966	0.0934	0.0953	Ave		0.0966				6.1		15.0			
	0.0985	0.1000	0.0990	0.1052													
4-Bromophenyl phenyl ether		0.1707	0.1870	0.1882	0.1876	Ave		0.1911				5.7		15.0			
	0.1939	0.1975	0.1950	0.2086													
Hexachlorobenzene	0.2016	0.1724	0.1821	0.1805	0.1705	Ave		0.1811				5.3		15.0			
	0.1752	0.1784	0.1794	0.1901													
Atrazine		0.1725	0.1820	0.2005	0.1991	Ave		0.1893				6.4		15.0			
	0.1960	0.2027	0.1740	0.1877													
Pentachlorophenol		0.0813	0.1012	0.1206	0.1315	Qua	-0.040	0.1271	0.0006						1.0000		0.9900
	0.1377	0.1454	0.1499	0.1582													
Phenanthrene	1.3111	1.0951	1.1332	1.1243	1.1013	Ave		1.0868				11.0		15.0			
	1.0797	1.0888	0.9220	0.9255													

Note: The m1 coefficient is the same as Ave RRF for an Ave curve type.

FORM VI
GC/MS SEMI VOA INITIAL CALIBRATION DATA
INTERNAL STANDARD CURVE EVALUTION

Lab Name: TestAmerica North Canton Job No.: 240-321-1 Analy Batch No.: 2802

SDG No.:

Instrument ID: A4HP7 GC Column: RXI-5SILMS ID: 0.45(mm) Heated Purge: (Y/N) N

Calibration Start Date: 05/27/2011 09:21 Calibration End Date: 05/27/2011 11:50 Calibration ID: 1196

ANALYTE	RRF					CURVE TYPE	COEFFICIENT			#	MIN RRF	%RSD	#	MAX %RSD	R^2 OR COD	#	MIN R^2 OR COD
	LVL 1	LVL 2	LVL 3	LVL 4	LVL 5		B	M1	M2								
	LVL 6	LVL 7	LVL 8	LVL 9													
Anthracene	1.1597	1.0168	1.0684	1.1100	1.1151	Ave		1.0617				7.9		15.0			
	1.1044	1.1155	0.9074	0.9581													
Carbazole		0.9679	1.0472	1.0846	1.0932	Ave		1.0289				7.0		15.0			
	1.0747	1.0953	0.9272	0.9410													
Fluoranthene	1.1845	1.0705	1.1038	1.1481	1.1427	Ave		1.0989				8.2		15.0			
	1.1622	1.1721	0.9558	0.9508													
Pyrene	1.2732	1.1403	1.1772	1.2249	1.1763	Ave		1.1446				9.7		15.0			
	1.1810	1.2096	0.9615	0.9572													
Butyl benzyl phthalate		0.9028	0.4608	0.5195	0.5420	Qua	0.0635	0.5143	0.0022						0.9990		0.9900
	0.5458	0.5594	0.5498	0.5747													
3,3'-Dimethoxybenzidine		0.1393	0.1925	0.2221	0.2479	Qua	-0.100	0.2787	-0.001						0.9990		0.9900
	0.2527	0.2696	0.2567	0.2556													
Bis(2-ethylhexyl) phthalate		0.5961	0.6565	0.7515	0.7884	Ave		0.7319				9.7		15.0			
	0.7880	0.7990	0.7391	0.7363													
4,4'-Methylene bis(2-chloroaniline)		0.1689	0.1890	0.2166	0.2213	Ave		0.2142				11.0		15.0			
	0.2212	0.2233	0.2294	0.2435													
3,3'-Dichlorobenzidine		0.3348	0.3779	0.4061	0.4040	Ave		0.4021				8.3		15.0			
	0.4055	0.4210	0.4213	0.4459													
Benzo[a]anthracene	1.2233	1.1037	1.0669	1.1435	1.1106	Ave		1.1143				4.5		15.0			
	1.1199	1.1261	1.0494	1.0856													
Chrysene	1.2796	1.0722	1.1060	1.1391	1.0906	Ave		1.0847				8.7		15.0			
	1.0617	1.0830	0.9717	0.9585													
Di-n-octyl phthalate		1.0099	1.1629	1.3669	1.4639	Ave		1.3457				14.0		15.0			
	1.5067	1.5619	1.3486	1.3451													
Benzo[b]fluoranthene	1.1208	1.0799	1.1616	1.1395	1.1147	Ave		1.1837				8.4		15.0			
	1.1712	1.3046	1.1703	1.3907													
Benzo[k]fluoranthene	1.3916	1.1772	1.2223	1.3817	1.3056	Ave		1.2899				5.5		15.0			
	1.2693	1.2807	1.3302	1.2505													
Benzo[a]pyrene	1.1353	1.0256	1.0474	1.1176	1.0886	Ave		1.1146				5.0		15.0			
	1.1134	1.1683	1.1336	1.2017													
Indeno[1,2,3-cd]pyrene	1.1786	1.0530	1.1326	1.2327	1.2225	Ave		1.2045				6.3		15.0			
	1.2120	1.2746	1.2289	1.3058													
Dibenz(a,h)anthracene	0.8177	0.8946	0.9052	1.0350	1.0257	Ave		0.9954				10.0		15.0			
	1.0315	1.0856	1.0486	1.1143													
Benzo[g,h,i]perylene	0.9665	0.8835	0.9106	0.9960	0.9801	Ave		0.9845				6.1		15.0			
	0.9926	1.0493	1.0105	1.0715													
2-Fluorophenol (Surr)		1.1544	1.2681	1.3039	1.2891	Ave		1.2612				4.6		15.0			
	1.2310	1.3453	1.2262	1.2718													
Phenol-d5 (Surr)		1.5825	1.6844	1.7060	1.7237	Ave		1.6929				2.9		15.0			
	1.6960	1.7028	1.6942	1.7539													

Note: The m1 coefficient is the same as Ave RRF for an Ave curve type.

FORM VI
GC/MS SEMI VOA INITIAL CALIBRATION DATA
INTERNAL STANDARD CURVE EVALUTION

Lab Name: TestAmerica North Canton Job No.: 240-321-1 Analy Batch No.: 2802

SDG No.:

Instrument ID: A4HP7 GC Column: RXI-5SILMS ID: 0.45(mm) Heated Purge: (Y/N) N

Calibration Start Date: 05/27/2011 09:21 Calibration End Date: 05/27/2011 11:50 Calibration ID: 1196

ANALYTE	RRF					CURVE TYPE	COEFFICIENT			#	MIN RRF	%RSD	#	MAX %RSD	R^2 OR COD	#	MIN R^2 OR COD
	LVL 1	LVL 2	LVL 3	LVL 4	LVL 5		B	M1	M2								
	LVL 6	LVL 7	LVL 8	LVL 9													
Nitrobenzene-d5 (Surr)	0.4118	0.3897	0.3996	0.4267	0.4049	Ave		0.4025				3.3		15.0			
	0.4022	0.4131	0.3866	0.3880													
2-Fluorobiphenyl (Surr)	1.4144	1.2883	1.2914	1.3273	1.2571	Ave		1.2803				4.9		15.0			
	1.2384	1.2646	1.1979	1.2430													
2,4,6-Tribromophenol (Surr)		0.1014	0.1094	0.1222	0.1219	Ave		0.1251				12.0		15.0			
	0.1315	0.1300	0.1384	0.1460													
Terphenyl-d14 (Surr)	0.7391	0.6585	0.6870	0.7198	0.6960	Ave		0.7027				3.2		15.0			
	0.6979	0.7117	0.7036	0.7106													

Note: The m1 coefficient is the same as Ave RRF for an Ave curve type.

FORM VII
GC/MS SEMI VOA CONTINUING CALIBRATION DATA

Lab Name: TestAmerica North Canton Job No.: 240-321-1

SDG No.:

Lab Sample ID: ICV 240-2802/12 Calibration Date: 05/27/2011 12:28

Instrument ID: A4HP7 Calib Start Date: 05/27/2011 09:21

GC Column: RXI-5SILMS ID: 0.45(mm) Calib End Date: 05/27/2011 11:50

Lab File ID: 0527012.D Conc. Units: ng/uL

ANALYTE	CURVE TYPE	AVE RRF	RRF	MIN RRF	CALC AMOUNT	SPIKE AMOUNT	%D	MAX %D
1,4-Dioxane	Ave	0.5766	0.4768		8.27	10.0	-17.3	50.0
N-Nitrosodimethylamine	Ave	0.9684	0.8747		9.03	10.0	-9.7	50.0
Pyridine	Ave	1.585	1.512		9.54	10.0	-4.6	50.0
Ethyl methacrylate	Ave	1.286	1.112		8.64	10.0	-13.6	50.0
3-Chloropropionitrile	Ave	1.405	1.266		9.01	10.0	-9.9	50.0
Malononitrile	Ave	2.021	1.854		9.17	10.0	-8.3	50.0
Benzaldehyde	Ave	1.237	1.133		9.16	10.0	-8.4	50.0
Phenol	Ave	1.870	1.879		10.0	10.0	0.4	20.0
Aniline	Ave	2.362	2.443		10.3	10.0	3.4	50.0
Bis(2-chloroethyl)ether	Ave	1.604	1.554		9.69	10.0	-3.1	50.0
2-Chlorophenol	Ave	1.410	1.383		9.81	10.0	-1.9	50.0
1,3-Dichlorobenzene	Ave	1.435	1.379		9.61	10.0	-3.9	50.0
1,4-Dichlorobenzene	Ave	1.497	1.448		9.68	10.0	-3.2	20.0
Benzyl alcohol	Ave	0.9172	0.9788		10.7	10.0	6.7	50.0
1,2-Dichlorobenzene	Ave	1.375	1.343		9.77	10.0	-2.3	50.0
2-Methylphenol	Ave	1.364	1.404		10.3	10.0	2.9	50.0
2,2'-oxybis[1-chloropropane]	Ave	3.842	3.806		9.91	10.0	-0.9	50.0
3 & 4 Methylphenol	Ave	1.402	1.477		10.5	10.0	5.4	50.0
N-Nitrosodi-n-propylamine	Ave	1.140	1.228	0.0500	10.8	10.0	7.7	50.0
Acetophenone	Ave	2.001	2.068		10.3	10.0	3.3	50.0
Hexachloroethane	Ave	0.5673	0.5463		9.63	10.0	-3.7	50.0
Nitrobenzene	Ave	0.3937	0.3799		9.65	10.0	-3.5	50.0
Isophorone	Ave	0.7308	0.7458		10.2	10.0	2.0	50.0
2,4-Dimethylphenol	Ave	0.3695	0.3607		9.76	10.0	-2.4	50.0
2-Nitrophenol	Ave	0.1807	0.1877		10.4	10.0	3.9	20.0
1,3,5-Trichlorobenzene	Ave	0.2922	0.2746		9.40	10.0	-6.0	50.0
Bis(2-chloroethoxy)methane	Ave	0.4209	0.4158		9.88	10.0	-1.2	50.0
Benzoic acid	Qua		0.2700		20.6	20.0	3.0	50.0
2,4-Dichlorophenol	Ave	0.2612	0.2646		10.1	10.0	1.3	20.0
1,2,4-Trichlorobenzene	Ave	0.2882	0.2788		9.67	10.0	-3.3	50.0
Naphthalene	Ave	1.046	1.033		9.87	10.0	-1.3	50.0
4-Chloroaniline	Ave	0.4546	0.4769		10.5	10.0	4.9	50.0
Hexachlorobutadiene	Ave	0.1534	0.1472		9.59	10.0	-4.1	20.0
1,2,3-Trichlorobenzene	Ave	0.2718	0.2621		9.64	10.0	-3.6	50.0
Caprolactam	Qua		0.1281		10.5	10.0	5.0	50.0
4-Chloro-3-methylphenol	Ave	0.3182	0.3368		10.6	10.0	5.8	20.0
2-Methylnaphthalene	Ave	0.5766	0.5754		9.98	10.0	-0.2	50.0
1-Methylnaphthalene	Ave	0.6618	0.6574		9.93	10.0	-0.7	50.0
1,2,3,5-Tetrachlorobenzene	Ave	0.5071	0.4730		9.33	10.0	-6.7	50.0
Hexachlorocyclopentadiene	Ave	0.3032	0.2987	0.0500	9.85	10.0	-1.5	50.0
2,4,6-Trichlorophenol	Ave	0.3287	0.3332		10.1	10.0	1.3	20.0

FORM VII
GC/MS SEMI VOA CONTINUING CALIBRATION DATA

Lab Name: TestAmerica North Canton Job No.: 240-321-1

SDG No.:

Lab Sample ID: ICV 240-2802/12 Calibration Date: 05/27/2011 12:28

Instrument ID: A4HP7 Calib Start Date: 05/27/2011 09:21

GC Column: RXI-5SILMS ID: 0.45(mm) Calib End Date: 05/27/2011 11:50

Lab File ID: 0527012.D Conc. Units: ng/uL

ANALYTE	CURVE TYPE	AVE RRF	RRF	MIN RRF	CALC AMOUNT	SPIKE AMOUNT	%D	MAX %D
2,4,5-Trichlorophenol	Ave	0.3498	0.3646		10.4	10.0	4.2	50.0
2,4-Toluene diamine	Ave	0.2633	0.2598		9.87	10.0	-1.3	50.0
1,1'-Biphenyl	Ave	1.468	1.406		9.57	10.0	-4.3	50.0
1,2,3,4 -Tetrachlorobenzene	Ave	0.4798	0.4572		9.53	10.0	-4.7	50.0
2-Chloronaphthalene	Ave	1.108	1.047		9.45	10.0	-5.5	50.0
2-Nitroaniline	Ave	0.4372	0.4464		10.2	10.0	2.1	50.0
Dimethyl phthalate	Ave	1.243	1.253		10.1	10.0	0.8	50.0
2,6-Dinitrotoluene	Ave	0.2642	0.2808		10.6	10.0	6.3	50.0
1,2-Dinitrobenzene	Ave	0.1410	0.1483		10.5	10.0	5.2	50.0
Acenaphthylene	Ave	1.786	1.832		10.3	10.0	2.6	50.0
3-Nitroaniline	Ave	0.3382	0.3577		10.6	10.0	5.8	50.0
2,4-Dinitrophenol	Qua		0.2339	0.0500	20.9	20.0	4.5	50.0
Acenaphthene	Ave	1.178	1.108		9.40	10.0	-6.0	20.0
4-Nitrophenol	Ave	0.1789	0.1902	0.0500	10.6	10.0	6.3	50.0
2,4-Dinitrotoluene	Ave	0.3667	0.3903		10.6	10.0	6.4	50.0
Dibenzofuran	Ave	1.591	1.579		9.93	10.0	-0.7	50.0
2,3,5,6-Tetrachlorophenol	Ave	0.2878	0.3086		10.7	10.0	7.2	50.0
Diethyl phthalate	Ave	1.288	1.331		10.3	10.0	3.3	50.0
4-Chlorophenyl phenyl ether	Ave	0.6149	0.6185		10.1	10.0	0.6	50.0
4-Nitroaniline	Ave	0.3520	0.3827		10.9	10.0	8.7	50.0
Fluorene	Ave	1.339	1.314		9.81	10.0	-1.9	50.0
4,6-Dinitro-2-methylphenol	Qua		0.1443		10.2	10.0	2.0	50.0
N-Nitrosodiphenylamine	Ave	0.5892	0.5777		9.80	10.0	-2.0	20.0
Azobenzene	Ave	0.8874	0.8764		9.88	10.0	-1.2	50.0
4-Bromophenyl phenyl ether	Ave	0.1911	0.1918		10.0	10.0	0.4	50.0
Hexachlorobenzene	Ave	0.1811	0.1724		9.51	10.0	-4.9	50.0
Atrazine	Ave	0.1893	0.1998		10.6	10.0	5.5	50.0
Pentachlorophenol	Qua		0.1404		20.4	20.0	2.0	20.0
Phenanthrene	Ave	1.087	1.061		9.76	10.0	-2.4	50.0
Anthracene	Ave	1.062	1.087		10.2	10.0	2.4	50.0
Carbazole	Ave	1.029	1.068		10.4	10.0	3.8	50.0
Di-n-butyl phthalate	Ave	1.248	1.276		10.2	10.0	2.3	50.0
Fluoranthene	Ave	1.099	1.156		10.5	10.0	5.2	20.0
Benzidine	Qua		0.7216		9.55	10.0	-4.5	50.0
Pyrene	Ave	1.145	1.176		10.3	10.0	2.7	50.0
Butyl benzyl phthalate	Qua		0.5499		10.1	10.0	1.0	50.0
3,3'-Dimethoxybenzidine	Qua		0.2383		9.13	10.0	-8.7	50.0
Bis(2-ethylhexyl) phthalate	Ave	0.7319	0.7825		10.7	10.0	6.9	50.0
4,4'-Methylene bis(2-chloroaniline)	Ave	0.2142	0.2217		10.4	10.0	3.5	50.0
3,3'-Dichlorobenzidine	Ave	0.4021	0.4144		10.3	10.0	3.1	50.0

FORM VII
GC/MS SEMI VOA CONTINUING CALIBRATION DATA

Lab Name: TestAmerica North Canton Job No.: 240-321-1

SDG No.:

Lab Sample ID: ICV 240-2802/12 Calibration Date: 05/27/2011 12:28

Instrument ID: A4HP7 Calib Start Date: 05/27/2011 09:21

GC Column: RXI-5SILMS ID: 0.45(mm) Calib End Date: 05/27/2011 11:50

Lab File ID: 0527012.D Conc. Units: ng/uL

ANALYTE	CURVE TYPE	AVE RRF	RRF	MIN RRF	CALC AMOUNT	SPIKE AMOUNT	%D	MAX %D
Benzo[a]anthracene	Ave	1.114	1.092		9.80	10.0	-2.0	50.0
Chrysene	Ave	1.085	1.074		9.90	10.0	-1.0	50.0
Di-n-octyl phthalate	Ave	1.346	1.499		11.1	10.0	11.4	20.0
Benzo[b]fluoranthene	Ave	1.184	1.236		10.4	10.0	4.4	50.0
Benzo[k]fluoranthene	Ave	1.290	1.208		9.36	10.0	-6.4	50.0
Benzo[a]pyrene	Ave	1.115	1.119		10.0	10.0	0.4	20.0
Indeno[1,2,3-cd]pyrene	Ave	1.205	1.205		10.0	10.0	0.0	50.0
Dibenz(a,h)anthracene	Ave	0.995	1.027		10.3	10.0	3.2	50.0
Benzo[g,h,i]perylene	Ave	0.9845	0.9868		10.0	10.0	0.2	50.0
2-Fluorophenol (Surr)	Ave	1.261	1.225		9.71	10.0	-2.9	50.0
Phenol-d5 (Surr)	Ave	1.693	1.698		10.0	10.0	0.3	50.0
Nitrobenzene-d5 (Surr)	Ave	0.4025	0.3921		9.74	10.0	-2.6	50.0
2-Fluorobiphenyl (Surr)	Ave	1.280	1.214		9.48	10.0	-5.2	50.0
2,4,6-Tribromophenol (Surr)	Ave	0.1251	0.1336		10.7	10.0	6.8	50.0
Terphenyl-d14 (Surr)	Ave	0.7027	0.6916		9.84	10.0	-1.6	50.0

FORM V
GC/MS SEMI VOA INSTRUMENT PERFORMANCE CHECK
DECAFLUOROTRIPHENYLPHOSPHINE (DFTPP)

Lab Name: TestAmerica North Canton Job No.: 240-321-1

SDG No.:

Lab File ID: 0603001.D DFTPP Injection Date: 06/03/2011

Instrument ID: A4HP7 DFTPP Injection Time: 09:08

Analysis Batch No.: 3489

M/E	ION ABUNDANCE CRITERIA	% RELATIVE ABUNDANCE	
51	30.0- 80.0% of mass 198	49.3	
68	Less than 2.0% of mass 69	0.6	(1.6)1
69	Mass 69 relative abundance	35.8	
70	Less than 2.0% of mass 69	0.1	(0.3)1
127	25.0 - 75.0% of mass 198	48.2	
197	Less than 1.0% of mass 198	0.1	
198	Base Peak, 100% relative abundance	100.0	
199	5.0 to 9.0% of mass 198	6.7	
275	10.0- 30.0% of mass 198	24.8	
365	Greater than 0.75% of mass 198	2.4	
441	Present, but less than mass 443	10.2	
442	40.0 - 110.0% of mass 198	70.7	
443	15.0 - 24.0% of mass 442	13.8	(19.5)2

1-Value is % mass 69 2-Value is % mass 442

THIS CHECK APPLIES TO THE FOLLOWING SAMPLES, MS, MSD, BLANKS AND STANDARDS:

CLIENT SAMPLE ID	LAB SAMPLE ID	LAB FILE ID	DATE ANALYZED	TIME ANALYZED
	CCV 240-3489/2	0603002.D	06/03/2011	09:27
	CCV 240-3489/3	0603003.D	06/03/2011	10:19
	MB 240-2359/1-A	0603004.D	06/03/2011	10:42
DMW14I-051911	240-321-2	0603022.D	06/03/2011	16:17
DMW14D-051911	240-321-3	0603023.D	06/03/2011	16:35
DMW17I-051911	240-321-4	0603024.D	06/03/2011	16:54
DMW8S-051911	240-321-5	0603025.D	06/03/2011	17:13

FORM VII
GC/MS SEMI VOA CONTINUING CALIBRATION DATA

Lab Name: TestAmerica North Canton Job No.: 240-321-1

SDG No.:

Lab Sample ID: CCV 240-3489/2 Calibration Date: 06/03/2011 09:27

Instrument ID: A4HP7 Calib Start Date: 05/27/2011 09:21

GC Column: RXI-5SILMS ID: 0.45(mm) Calib End Date: 05/27/2011 11:50

Lab File ID: 0603002.D Conc. Units: ng/uL

ANALYTE	CURVE TYPE	AVE RRF	RRF	MIN RRF	CALC AMOUNT	SPIKE AMOUNT	%D	MAX %D
1,4-Dioxane	Ave	0.5766	0.5086		8.82	10.0	-11.8	50.0
N-Nitrosodimethylamine	Ave	0.9684	0.8816		9.10	10.0	-9.0	50.0
Pyridine	Ave	1.585	1.455		9.18	10.0	-8.2	50.0
Ethyl methacrylate	Ave	1.286	1.163		9.05	10.0	-9.5	50.0
3-Chloropropionitrile	Ave	1.405	1.144		8.14	10.0	-18.6	50.0
Malononitrile	Ave	2.021	1.787		8.84	10.0	-11.6	50.0
Benzaldehyde	Ave	1.237	0.9047		7.31	10.0	-26.9	50.0
Phenol	Ave	1.870	1.726		9.23	10.0	-7.7	20.0
Aniline	Ave	2.362	2.171		9.19	10.0	-8.1	50.0
Bis(2-chloroethyl)ether	Ave	1.604	1.427		8.90	10.0	-11.0	50.0
2-Chlorophenol	Ave	1.410	1.387		9.84	10.0	-1.6	50.0
1,3-Dichlorobenzene	Ave	1.435	1.456		10.1	10.0	1.5	50.0
1,4-Dichlorobenzene	Ave	1.497	1.499		10.0	10.0	0.2	50.0
Benzyl alcohol	Ave	0.9172	0.8741		9.53	10.0	-4.7	50.0
1,2-Dichlorobenzene	Ave	1.375	1.392		10.1	10.0	1.2	50.0
2-Methylphenol	Ave	1.364	1.233		9.04	10.0	-9.6	50.0
2,2'-oxybis[1-chloropropane]	Ave	3.842	2.982		7.76	10.0	-22.4	50.0
3 & 4 Methylphenol	Ave	1.402	1.350		9.63	10.0	-3.7	50.0
N-Nitrosodi-n-propylamine	Ave	1.140	1.021	0.0500	8.95	10.0	-10.5	50.0
Acetophenone	Ave	2.001	1.825		9.12	10.0	-8.8	50.0
Hexachloroethane	Ave	0.5673	0.5457		9.62	10.0	-3.8	50.0
Nitrobenzene	Ave	0.3937	0.3590		9.12	10.0	-8.8	50.0
Isophorone	Ave	0.7308	0.6785		9.28	10.0	-7.2	50.0
2-Nitrophenol	Ave	0.1807	0.1968		10.9	10.0	8.9	20.0
2,4-Dimethylphenol	Ave	0.3695	0.3596		9.73	10.0	-2.7	50.0
1,3,5-Trichlorobenzene	Ave	0.2922	0.3061		10.5	10.0	4.8	50.0
Bis(2-chloroethoxy)methane	Ave	0.4209	0.3963		9.41	10.0	-5.9	50.0
Benzoic acid	Qua		0.2521		19.4	20.0	-3.0	50.0
2,4-Dichlorophenol	Ave	0.2612	0.2761		10.6	10.0	5.7	20.0
1,2,4-Trichlorobenzene	Ave	0.2882	0.3030		10.5	10.0	5.1	50.0
Naphthalene	Ave	1.046	1.031		9.86	10.0	-1.4	50.0
4-Chloroaniline	Ave	0.4546	0.4384		9.64	10.0	-3.6	50.0
Hexachlorobutadiene	Ave	0.1534	0.1604		10.5	10.0	4.6	20.0
1,2,3-Trichlorobenzene	Ave	0.2718	0.2874		10.6	10.0	5.7	50.0
Caprolactam	Qua		0.1174		9.57	10.0	-4.3	50.0
4-Chloro-3-methylphenol	Ave	0.3182	0.3077		9.67	10.0	-3.3	20.0
2-Methylnaphthalene	Ave	0.5766	0.5769		10.0	10.0	0.0	50.0
1-Methylnaphthalene	Ave	0.6618	0.6545		9.89	10.0	-1.1	50.0
1,2,3,5-Tetrachlorobenzene	Ave	0.5071	0.5027		9.91	10.0	-0.9	50.0
Hexachlorocyclopentadiene	Ave	0.3032	0.3508	0.0500	11.6	10.0	15.7	50.0
2,4,6-Trichlorophenol	Ave	0.3287	0.3556		10.8	10.0	8.2	20.0

FORM VII
GC/MS SEMI VOA CONTINUING CALIBRATION DATA

Lab Name: TestAmerica North Canton Job No.: 240-321-1

SDG No.:

Lab Sample ID: CCV 240-3489/2 Calibration Date: 06/03/2011 09:27

Instrument ID: A4HP7 Calib Start Date: 05/27/2011 09:21

GC Column: RXI-5SILMS ID: 0.45(mm) Calib End Date: 05/27/2011 11:50

Lab File ID: 0603002.D Conc. Units: ng/uL

ANALYTE	CURVE TYPE	AVE RRF	RRF	MIN RRF	CALC AMOUNT	SPIKE AMOUNT	%D	MAX %D
2,4,5-Trichlorophenol	Ave	0.3498	0.3804		10.9	10.0	8.7	50.0
2,4-Toluene diamine	Ave	0.2633	0.1827		6.94	10.0	-30.6	50.0
1,1'-Biphenyl	Ave	1.468	1.449		9.87	10.0	-1.3	50.0
1,2,3,4 -Tetrachlorobenzene	Ave	0.4798	0.4720		9.84	10.0	-1.6	50.0
2-Chloronaphthalene	Ave	1.108	1.082		9.77	10.0	-2.3	50.0
2-Nitroaniline	Ave	0.4372	0.3926		8.98	10.0	-10.2	50.0
Dimethyl phthalate	Ave	1.243	1.252		10.1	10.0	0.8	50.0
2,6-Dinitrotoluene	Ave	0.2642	0.2834		10.7	10.0	7.2	50.0
1,2-Dinitrobenzene	Ave	0.1410	0.1457		10.3	10.0	3.3	50.0
Acenaphthylene	Ave	1.786	1.842		10.3	10.0	3.1	50.0
3-Nitroaniline	Ave	0.3382	0.3525		10.4	10.0	4.2	50.0
2,4-Dinitrophenol	Qua		0.2198	0.0500	19.7	20.0	-1.5	50.0
Acenaphthene	Ave	1.178	1.109		9.41	10.0	-5.9	20.0
4-Nitrophenol	Ave	0.1789	0.1778	0.0500	9.94	10.0	-0.6	50.0
2,4-Dinitrotoluene	Ave	0.3667	0.3837		10.5	10.0	4.6	50.0
Dibenzofuran	Ave	1.591	1.536		9.65	10.0	-3.5	50.0
2,3,5,6-Tetrachlorophenol	Ave	0.2878	0.3066		10.7	10.0	6.5	50.0
Diethyl phthalate	Ave	1.288	1.278		9.92	10.0	-0.8	50.0
4-Chlorophenyl phenyl ether	Ave	0.6149	0.6153		10.0	10.0	0.0	50.0
4-Nitroaniline	Ave	0.3520	0.3777		10.7	10.0	7.3	50.0
Fluorene	Ave	1.339	1.287		9.61	10.0	-3.9	50.0
4,6-Dinitro-2-methylphenol	Qua		0.1446		10.2	10.0	2.0	50.0
N-Nitrosodiphenylamine	Ave	0.5892	0.5513		9.36	10.0	-6.4	20.0
Azobenzene	Ave	0.8874	0.7866		8.86	10.0	-11.4	50.0
4-Bromophenyl phenyl ether	Ave	0.1911	0.1989		10.4	10.0	4.1	50.0
Hexachlorobenzene	Ave	0.1811	0.1942		10.7	10.0	7.2	50.0
Atrazine	Ave	0.1893	0.1993		10.5	10.0	5.3	50.0
Pentachlorophenol	Qua		0.1290		18.9	20.0	-5.5	20.0
Phenanthrene	Ave	1.087	1.097		10.1	10.0	0.9	50.0
Anthracene	Ave	1.062	1.115		10.5	10.0	5.0	50.0
Carbazole	Ave	1.029	1.044		10.1	10.0	1.5	50.0
Di-n-butyl phthalate	Ave	1.248	1.298		10.4	10.0	4.1	50.0
Fluoranthene	Ave	1.099	1.158		10.5	10.0	5.3	20.0
Benzidine	Qua		0.7181		9.51	10.0	-4.9	50.0
Pyrene	Ave	1.145	1.119		9.78	10.0	-2.2	50.0
Butyl benzyl phthalate	Qua		0.5572		10.3	10.0	3.0	50.0
3,3'-Dimethoxybenzidine	Qua		0.2810		10.8	10.0	8.0	50.0
Bis(2-ethylhexyl) phthalate	Ave	0.7319	0.7404		10.1	10.0	1.2	50.0
4,4'-Methylene bis(2-chloroaniline)	Ave	0.2142	0.2145		10.0	10.0	0.1	50.0
3,3'-Dichlorobenzidine	Ave	0.4021	0.4228		10.5	10.0	5.2	50.0

FORM VII
GC/MS SEMI VOA CONTINUING CALIBRATION DATA

Lab Name: TestAmerica North Canton Job No.: 240-321-1

SDG No.:

Lab Sample ID: CCV 240-3489/2 Calibration Date: 06/03/2011 09:27

Instrument ID: A4HP7 Calib Start Date: 05/27/2011 09:21

GC Column: RXI-5SILMS ID: 0.45(mm) Calib End Date: 05/27/2011 11:50

Lab File ID: 0603002.D Conc. Units: ng/uL

ANALYTE	CURVE TYPE	AVE RRF	RRF	MIN RRF	CALC AMOUNT	SPIKE AMOUNT	%D	MAX %D
Benzo[a]anthracene	Ave	1.114	1.073		9.63	10.0	-3.7	50.0
Chrysene	Ave	1.085	1.055		9.73	10.0	-2.7	50.0
Di-n-octyl phthalate	Ave	1.346	1.466		10.9	10.0	9.0	20.0
Benzo[b]fluoranthene	Ave	1.184	1.227		10.4	10.0	3.7	50.0
Benzo[k]fluoranthene	Ave	1.290	1.333		10.3	10.0	3.3	50.0
Benzo[a]pyrene	Ave	1.115	1.177		10.6	10.0	5.6	20.0
Indeno[1,2,3-cd]pyrene	Ave	1.205	1.319		11.0	10.0	9.5	50.0
Dibenz(a,h)anthracene	Ave	0.995	1.123		11.3	10.0	12.8	50.0
Benzo[g,h,i]perylene	Ave	0.9845	1.095		11.1	10.0	11.2	50.0
2-Fluorophenol (Surr)	Ave	1.261	1.223		9.69	10.0	-3.1	50.0
Phenol-d5 (Surr)	Ave	1.693	1.606		9.49	10.0	-5.1	50.0
Nitrobenzene-d5 (Surr)	Ave	0.4025	0.3440		8.55	10.0	-14.5	50.0
2-Fluorobiphenyl (Surr)	Ave	1.280	1.237		9.66	10.0	-3.4	50.0
2,4,6-Tribromophenol (Surr)	Ave	0.1251	0.1490		11.9	10.0	19.2	50.0
Terphenyl-d14 (Surr)	Ave	0.7027	0.6868		9.77	10.0	-2.3	50.0

FORM V
GC/MS SEMI VOA INSTRUMENT PERFORMANCE CHECK
DECAFLUOROTRIPHENYLPHOSPHINE (DFTPP)

Lab Name: TestAmerica North Canton Job No.: 240-321-1

SDG No.:

Lab File ID: 0606001.D DFTPP Injection Date: 06/06/2011

Instrument ID: A4HP7 DFTPP Injection Time: 08:27

Analysis Batch No.: 3662

M/E	ION ABUNDANCE CRITERIA	% RELATIVE ABUNDANCE	
51	30.0- 80.0% of mass 198	56.1	
68	Less than 2.0% of mass 69	0.6	(1.6)1
69	Mass 69 relative abundance	40.4	
70	Less than 2.0% of mass 69	0.2	(0.5)1
127	25.0 - 75.0% of mass 198	50.4	
197	Less than 1.0% of mass 198	0.7	
198	Base Peak, 100% relative abundance	100.0	
199	5.0 to 9.0% of mass 198	6.7	
275	10.0- 30.0% of mass 198	24.0	
365	Greater than 0.75% of mass 198	2.4	
441	Present, but less than mass 443	8.9	
442	40.0 - 110.0% of mass 198	63.0	
443	15.0 - 24.0% of mass 442	11.9	(18.9)2

1-Value is % mass 69 2-Value is % mass 442

THIS CHECK APPLIES TO THE FOLLOWING SAMPLES, MS, MSD, BLANKS AND STANDARDS:

CLIENT SAMPLE ID	LAB SAMPLE ID	LAB FILE ID	DATE ANALYZED	TIME ANALYZED
	CCV 240-3662/2	0606002.D	06/06/2011	08:45
	LCS 240-2359/2-A	0606005.D	06/06/2011	10:06

FORM VII
GC/MS SEMI VOA CONTINUING CALIBRATION DATA

Lab Name: TestAmerica North Canton Job No.: 240-321-1

SDG No.:

Lab Sample ID: CCV 240-3662/2 Calibration Date: 06/06/2011 08:45

Instrument ID: A4HP7 Calib Start Date: 05/27/2011 09:21

GC Column: RXI-5SILMS ID: 0.45(mm) Calib End Date: 05/27/2011 11:50

Lab File ID: 0606002.D Conc. Units: ng/uL

ANALYTE	CURVE TYPE	AVE RRF	RRF	MIN RRF	CALC AMOUNT	SPIKE AMOUNT	%D	MAX %D
1,4-Dioxane	Ave	0.5766	0.5145		8.92	10.0	-10.8	50.0
N-Nitrosodimethylamine	Ave	0.9684	0.8973		9.27	10.0	-7.3	50.0
Pyridine	Ave	1.585	1.433		9.04	10.0	-9.6	50.0
Ethyl methacrylate	Ave	1.286	1.102		8.57	10.0	-14.3	50.0
3-Chloropropionitrile	Ave	1.405	1.129		8.04	10.0	-19.6	50.0
Malononitrile	Ave	2.021	1.779		8.80	10.0	-12.0	50.0
Benzaldehyde	Ave	1.237	1.099		8.89	10.0	-11.1	50.0
Phenol	Ave	1.870	1.758		9.40	10.0	-6.0	20.0
Aniline	Ave	2.362	2.186		9.26	10.0	-7.4	50.0
Bis(2-chloroethyl)ether	Ave	1.604	1.539		9.59	10.0	-4.1	50.0
2-Chlorophenol	Ave	1.410	1.401		9.93	10.0	-0.7	50.0
1,3-Dichlorobenzene	Ave	1.435	1.458		10.2	10.0	1.6	50.0
1,4-Dichlorobenzene	Ave	1.497	1.488		9.94	10.0	-0.6	50.0
Benzyl alcohol	Ave	0.9172	0.9101		9.92	10.0	-0.8	50.0
1,2-Dichlorobenzene	Ave	1.375	1.393		10.1	10.0	1.3	50.0
2-Methylphenol	Ave	1.364	1.301		9.54	10.0	-4.6	50.0
2,2'-oxybis[1-chloropropane]	Ave	3.842	3.242		8.44	10.0	-15.6	50.0
3 & 4 Methylphenol	Ave	1.402	1.383		9.87	10.0	-1.3	50.0
N-Nitrosodi-n-propylamine	Ave	1.140	1.070	0.0500	9.39	10.0	-6.1	50.0
Acetophenone	Ave	2.001	1.905		9.52	10.0	-4.8	50.0
Hexachloroethane	Ave	0.5673	0.5462		9.63	10.0	-3.7	50.0
Nitrobenzene	Ave	0.3937	0.3618		9.19	10.0	-8.1	50.0
Isophorone	Ave	0.7308	0.6874		9.41	10.0	-5.9	50.0
2-Nitrophenol	Ave	0.1807	0.1942		10.8	10.0	7.5	20.0
2,4-Dimethylphenol	Ave	0.3695	0.3544		9.59	10.0	-4.1	50.0
1,3,5-Trichlorobenzene	Ave	0.2922	0.3013		10.3	10.0	3.1	50.0
Bis(2-chloroethoxy)methane	Ave	0.4209	0.3984		9.47	10.0	-5.3	50.0
Benzoic acid	Qua		0.2309		18.0	20.0	-10.0	50.0
2,4-Dichlorophenol	Ave	0.2612	0.2766		10.6	10.0	5.9	20.0
1,2,4-Trichlorobenzene	Ave	0.2882	0.3009		10.4	10.0	4.4	50.0
Naphthalene	Ave	1.046	1.030		9.85	10.0	-1.5	50.0
4-Chloroaniline	Ave	0.4546	0.4394		9.66	10.0	-3.4	50.0
Hexachlorobutadiene	Ave	0.1534	0.1614		10.5	10.0	5.2	20.0
1,2,3-Trichlorobenzene	Ave	0.2718	0.2832		10.4	10.0	4.2	50.0
Caprolactam	Qua		0.1173		9.57	10.0	-4.3	50.0
4-Chloro-3-methylphenol	Ave	0.3182	0.3094		9.72	10.0	-2.8	20.0
2-Methylnaphthalene	Ave	0.5766	0.5804		10.1	10.0	0.7	50.0
1-Methylnaphthalene	Ave	0.6618	0.6547		9.89	10.0	-1.1	50.0
1,2,3,5-Tetrachlorobenzene	Ave	0.5071	0.4913		9.69	10.0	-3.1	50.0
Hexachlorocyclopentadiene	Ave	0.3032	0.3411	0.0500	11.3	10.0	12.5	50.0
2,4,6-Trichlorophenol	Ave	0.3287	0.3506		10.7	10.0	6.7	20.0

FORM VII
GC/MS SEMI VOA CONTINUING CALIBRATION DATA

Lab Name: TestAmerica North Canton Job No.: 240-321-1

SDG No.:

Lab Sample ID: CCV 240-3662/2 Calibration Date: 06/06/2011 08:45

Instrument ID: A4HP7 Calib Start Date: 05/27/2011 09:21

GC Column: RXI-5SILMS ID: 0.45(mm) Calib End Date: 05/27/2011 11:50

Lab File ID: 0606002.D Conc. Units: ng/uL

ANALYTE	CURVE TYPE	AVE RRF	RRF	MIN RRF	CALC AMOUNT	SPIKE AMOUNT	%D	MAX %D
2,4,5-Trichlorophenol	Ave	0.3498	0.3784		10.8	10.0	8.2	50.0
2,4-Toluene diamine	Ave	0.2633	0.2444		9.28	10.0	-7.2	50.0
1,1'-Biphenyl	Ave	1.468	1.427		9.72	10.0	-2.8	50.0
1,2,3,4 -Tetrachlorobenzene	Ave	0.4798	0.4669		9.73	10.0	-2.7	50.0
2-Chloronaphthalene	Ave	1.108	1.077		9.73	10.0	-2.7	50.0
2-Nitroaniline	Ave	0.4372	0.3981		9.11	10.0	-8.9	50.0
Dimethyl phthalate	Ave	1.243	1.256		10.1	10.0	1.0	50.0
2,6-Dinitrotoluene	Ave	0.2642	0.2863		10.8	10.0	8.3	50.0
1,2-Dinitrobenzene	Ave	0.1410	0.1458		10.3	10.0	3.4	50.0
Acenaphthylene	Ave	1.786	1.813		10.2	10.0	1.5	50.0
3-Nitroaniline	Ave	0.3382	0.3501		10.4	10.0	3.5	50.0
Acenaphthene	Ave	1.178	1.104		9.37	10.0	-6.3	20.0
2,4-Dinitrophenol	Qua		0.2189	0.0500	19.7	20.0	-1.5	50.0
4-Nitrophenol	Ave	0.1789	0.1808	0.0500	10.1	10.0	1.1	50.0
2,4-Dinitrotoluene	Ave	0.3667	0.3851		10.5	10.0	5.0	50.0
Dibenzofuran	Ave	1.591	1.544		9.71	10.0	-2.9	50.0
2,3,5,6-Tetrachlorophenol	Ave	0.2878	0.3100		10.8	10.0	7.7	50.0
Diethyl phthalate	Ave	1.288	1.291		10.0	10.0	0.2	50.0
4-Chlorophenyl phenyl ether	Ave	0.6149	0.6117		9.95	10.0	-0.5	50.0
Fluorene	Ave	1.339	1.279		9.55	10.0	-4.5	50.0
4-Nitroaniline	Ave	0.3520	0.3755		10.7	10.0	6.7	50.0
4,6-Dinitro-2-methylphenol	Qua		0.1441		10.2	10.0	2.0	50.0
N-Nitrosodiphenylamine	Ave	0.5892	0.5668		9.62	10.0	-3.8	20.0
Azobenzene	Ave	0.8874	0.8176		9.21	10.0	-7.9	50.0
4-Bromophenyl phenyl ether	Ave	0.1911	0.1999		10.5	10.0	4.6	50.0
Hexachlorobenzene	Ave	0.1811	0.1961		10.8	10.0	8.3	50.0
Atrazine	Ave	0.1893	0.2061		10.9	10.0	8.9	50.0
Pentachlorophenol	Qua		0.1377		20.0	20.0	0.0	20.0
Phenanthrene	Ave	1.087	1.108		10.2	10.0	1.9	50.0
Anthracene	Ave	1.062	1.124		10.6	10.0	5.9	50.0
Carbazole	Ave	1.029	1.048		10.2	10.0	1.9	50.0
Di-n-butyl phthalate	Ave	1.248	1.305		10.5	10.0	4.6	50.0
Fluoranthene	Ave	1.099	1.159		10.5	10.0	5.4	20.0
Benzidine	Qua		0.6864		9.11	10.0	-8.9	50.0
Pyrene	Ave	1.145	1.106		9.66	10.0	-3.4	50.0
Butyl benzyl phthalate	Qua		0.5126		9.47	10.0	-5.3	50.0
3,3'-Dimethoxybenzidine	Qua		0.2136		8.20	10.0	-18.0	50.0
Bis(2-ethylhexyl) phthalate	Ave	0.7319	0.7204		9.84	10.0	-1.6	50.0
4,4'-Methylene bis(2-chloroaniline)	Ave	0.2142	0.2070		9.66	10.0	-3.4	50.0
3,3'-Dichlorobenzidine	Ave	0.4021	0.4144		10.3	10.0	3.1	50.0

FORM VII
GC/MS SEMI VOA CONTINUING CALIBRATION DATA

Lab Name: TestAmerica North Canton Job No.: 240-321-1

SDG No.:

Lab Sample ID: CCV 240-3662/2 Calibration Date: 06/06/2011 08:45

Instrument ID: A4HP7 Calib Start Date: 05/27/2011 09:21

GC Column: RXI-5SILMS ID: 0.45(mm) Calib End Date: 05/27/2011 11:50

Lab File ID: 0606002.D Conc. Units: ng/uL

ANALYTE	CURVE TYPE	AVE RRF	RRF	MIN RRF	CALC AMOUNT	SPIKE AMOUNT	%D	MAX %D
Benzo[a]anthracene	Ave	1.114	1.070		9.61	10.0	-3.9	50.0
Chrysene	Ave	1.085	1.009		9.30	10.0	-7.0	50.0
Di-n-octyl phthalate	Ave	1.346	1.426		10.6	10.0	6.0	20.0
Benzo[b]fluoranthene	Ave	1.184	1.315		11.1	10.0	11.1	50.0
Benzo[k]fluoranthene	Ave	1.290	1.286		9.97	10.0	-0.3	50.0
Benzo[a]pyrene	Ave	1.115	1.174		10.5	10.0	5.3	20.0
Indeno[1,2,3-cd]pyrene	Ave	1.205	1.293		10.7	10.0	7.3	50.0
Dibenz(a,h)anthracene	Ave	0.995	1.092		11.0	10.0	9.7	50.0
Benzo[g,h,i]perylene	Ave	0.9845	1.061		10.8	10.0	7.7	50.0
2-Fluorophenol (Surr)	Ave	1.261	1.194		9.46	10.0	-5.4	50.0
Phenol-d5 (Surr)	Ave	1.693	1.633		9.65	10.0	-3.5	50.0
Nitrobenzene-d5 (Surr)	Ave	0.4025	0.3546		8.81	10.0	-11.9	50.0
2-Fluorobiphenyl (Surr)	Ave	1.280	1.238		9.67	10.0	-3.3	50.0
2,4,6-Tribromophenol (Surr)	Ave	0.1251	0.1504		12.0	10.0	20.3	50.0
Terphenyl-d14 (Surr)	Ave	0.7027	0.6831		9.72	10.0	-2.8	50.0

FORM V
GC/MS SEMI VOA INSTRUMENT PERFORMANCE CHECK
DECAFLUOROTRIPHENYLPHOSPHINE (DFTPP)

Lab Name: TestAmerica North Canton Job No.: 240-321-1

SDG No.:

Lab File ID: 0607001.D DFTPP Injection Date: 06/07/2011

Instrument ID: A4HP7 DFTPP Injection Time: 13:29

Analysis Batch No.: 3853

M/E	ION ABUNDANCE CRITERIA	% RELATIVE ABUNDANCE	
51	30.0- 80.0% of mass 198	51.3	
68	Less than 2.0% of mass 69	0.0	(0.0)1
69	Mass 69 relative abundance	39.4	
70	Less than 2.0% of mass 69	0.2	(0.4)1
127	25.0 - 75.0% of mass 198	51.4	
197	Less than 1.0% of mass 198	0.3	
198	Base Peak, 100% relative abundance	100.0	
199	5.0 to 9.0% of mass 198	6.6	
275	10.0- 30.0% of mass 198	24.4	
365	Greater than 0.75% of mass 198	2.3	
441	Present, but less than mass 443	9.7	
442	40.0 - 110.0% of mass 198	68.5	
443	15.0 - 24.0% of mass 442	13.0	(19.0)2

1-Value is % mass 69 2-Value is % mass 442

THIS CHECK APPLIES TO THE FOLLOWING SAMPLES, MS, MSD, BLANKS AND STANDARDS:

CLIENT SAMPLE ID	LAB SAMPLE ID	LAB FILE ID	DATE ANALYZED	TIME ANALYZED
	STD5 240-3853/2	0607002.D	06/07/2011	13:47
	STD4 240-3853/3	0607003.D	06/07/2011	14:06
	STD3 240-3853/4	0607004.D	06/07/2011	14:25
	STD2 240-3853/5	0607005.D	06/07/2011	14:44
	STD1 240-3853/6	0607006.D	06/07/2011	15:02
	STD9 240-3853/7	0607007.D	06/07/2011	15:21
	STD8 240-3853/8	0607008.D	06/07/2011	15:40
	STD7 240-3853/9	0607009.D	06/07/2011	15:59
	STD6 240-3853/10	0607010.D	06/07/2011	16:18
	ICV 240-3853/13	0607013.D	06/07/2011	17:14

FORM VI
GC/MS SEMI VOA INITIAL CALIBRATION DATA
INTERNAL STANDARD RESPONSE AND CONCENTRATION

Lab Name: TestAmerica North Canton Job No.: 240-321-1 Analy Batch No.: 3853

SDG No.:

Instrument ID: A4HP7 GC Column: RXI-5SILMS ID: 0.45(mm) Heated Purge: (Y/N) N

Calibration Start Date: 06/07/2011 13:47 Calibration End Date: 06/07/2011 16:18 Calibration ID: 1334

Calibration Files:

LEVEL:	LAB SAMPLE ID:	LAB FILE ID:
Level 1	STD1 240-3853/6	0607006.D
Level 2	STD2 240-3853/5	0607005.D
Level 3	STD3 240-3853/4	0607004.D
Level 4	STD4 240-3853/3	0607003.D
Level 5	STD5 240-3853/2	0607002.D
Level 6	STD6 240-3853/10	0607010.D
Level 7	STD7 240-3853/9	0607009.D
Level 8	STD8 240-3853/8	0607008.D
Level 9	STD9 240-3853/7	0607007.D

ANALYTE	IS REF	CURVE TYPE	RESPONSE					CONCENTRATION (NG/UL)				
			LVL 1 LVL 6	LVL 2 LVL 7	LVL 3 LVL 8	LVL 4 LVL 9	LVL 5	LVL 6	LVL 2 LVL 7	LVL 3 LVL 8	LVL 4 LVL 9	LVL 5
1,4-Dioxane	DCB	Ave		16878	31176	62175	161727		0.500	1.00	2.00	5.00
			346712	483314	642829	830725		10.0	15.0	20.0	25.0	
N-Nitrosodimethylamine	DCB	Ave		27530	54194	105429	274096		0.500	1.00	2.00	5.00
			593304	813021	1146385	1385507		10.0	15.0	20.0	25.0	
Pyridine	DCB	Ave		42829	85652	165246	441807		0.500	1.00	2.00	5.00
			985949	1345140	1889346	2349922		10.0	15.0	20.0	25.0	
Ethyl methacrylate	DCB	Ave		37638	70928	139822	367250		0.500	1.00	2.00	5.00
			785649	1075036	1484556	1745817		10.0	15.0	20.0	25.0	
3-Chloropropionitrile	DCB	Ave		34779	66557	132317	345349		0.500	1.00	2.00	5.00
			753894	1002678	1434482	1756740		10.0	15.0	20.0	25.0	
Malononitrile	DCB	Ave		54977	104616	212682	548639		0.500	1.00	2.00	5.00
			1214446	1630438	2248894	2816828		10.0	15.0	20.0	25.0	
Benzaldehyde	DCB	Ave		35739	67129	129139	320653		0.500	1.00	2.00	5.00
			708898	857725	979624	+++++		10.0	15.0	20.0	+++++	
Phenol	DCB	Ave		53165	101564	206987	531565		0.500	1.00	2.00	5.00
			1186906	1560286	2232743	2853605		10.0	15.0	20.0	25.0	
Aniline	DCB	Ave		66464	126937	259680	672970		0.500	1.00	2.00	5.00
			1482042	2053643	2898324	3930853		10.0	15.0	20.0	25.0	
Bis(2-chloroethyl)ether	DCB	Ave		43026	82769	165973	438518		0.500	1.00	2.00	5.00
			1059248	1226742	1861861	2206836		10.0	15.0	20.0	25.0	
2-Chlorophenol	DCB	Ave		43100	80563	166086	430940		0.500	1.00	2.00	5.00
			944002	1258822	1811484	2248429		10.0	15.0	20.0	25.0	
1,3-Dichlorobenzene	DCB	Ave		45708	85823	168197	440419		0.500	1.00	2.00	5.00
			975503	1281816	1829979	2274917		10.0	15.0	20.0	25.0	
1,4-Dichlorobenzene	DCB	Ave		47734	89006	176381	457314		0.500	1.00	2.00	5.00
			1008428	1328453	1896477	2392251		10.0	15.0	20.0	25.0	
Benzyl alcohol	DCB	Ave		25845	50986	103832	275833		0.500	1.00	2.00	5.00
			604109	795397	1176611	1552503		10.0	15.0	20.0	25.0	

FORM VI
GC/MS SEMI VOA INITIAL CALIBRATION DATA
INTERNAL STANDARD RESPONSE AND CONCENTRATION

Lab Name: TestAmerica North Canton Job No.: 240-321-1 Analy Batch No.: 3853

SDG No.:

Instrument ID: A4HP7 GC Column: RXI-5SILMS ID: 0.45(mm) Heated Purge: (Y/N) N

Calibration Start Date: 06/07/2011 13:47 Calibration End Date: 06/07/2011 16:18 Calibration ID: 1334

ANALYTE	IS REF	CURVE TYPE	RESPONSE					CONCENTRATION (NG/UL)				
			LVL 1 LVL 6	LVL 2 LVL 7	LVL 3 LVL 8	LVL 4 LVL 9	LVL 5	LVL 6	LVL 2 LVL 7	LVL 3 LVL 8	LVL 4 LVL 9	LVL 5
1,2-Dichlorobenzene	DCB	Ave		44370	81655	164692	420801		0.500	1.00	2.00	5.00
			923820	1210918	1743002	2177513		10.0	15.0	20.0	25.0	
2-Methylphenol	DCB	Ave		39256	72085	151423	396469		0.500	1.00	2.00	5.00
			883438	1162808	1677947	2121792		10.0	15.0	20.0	25.0	
2,2'-oxybis[1-chloropropane]	DCB	Ave		97814	180052	356915	921751		0.500	1.00	2.00	5.00
			2046543	2638329	3812825	4798282		10.0	15.0	20.0	25.0	
Benzoic acid	NPT	Qua		+++++	62252	174677	537613		+++++	2.00	4.00	10.0
			1497429	2021671	3021789	3996264		20.0	30.0	40.0	50.0	
3 & 4 Methylphenol	DCB	Ave		40102	77371	156868	414219		0.500	1.00	2.00	5.00
			922232	1210754	1765268	2319555		10.0	15.0	20.0	25.0	
N-Nitrosodi-n-propylamine	DCB	Ave		33053	59006	122877	320171		0.500	1.00	2.00	5.00
			713912	931077	1364711	1768481		10.0	15.0	20.0	25.0	
Acetophenone	DCB	Ave		57316	108136	221041	563147		0.500	1.00	2.00	5.00
			1279183	1641338	2386837	3093005		10.0	15.0	20.0	25.0	
Hexachloroethane	DCB	Ave		17080	31717	63790	168599		0.500	1.00	2.00	5.00
			375767	488494	714158	893152		10.0	15.0	20.0	25.0	
Nitrobenzene	NPT	Ave		43774	82039	166380	435475		0.500	1.00	2.00	5.00
			972110	1259843	1864376	2433233		10.0	15.0	20.0	25.0	
2,4-Toluene diamine	NPT	Qua		36680	71160	127250	300890		0.500	1.00	2.00	5.00
			655748	760337	+++++	+++++		10.0	15.0	+++++	+++++	
Isophorone	NPT	Ave		78827	148118	311948	823499		0.500	1.00	2.00	5.00
			1816436	2393747	3547066	4739063		10.0	15.0	20.0	25.0	
2,4-Dimethylphenol	NPT	Ave		42165	79271	165778	435091		0.500	1.00	2.00	5.00
			958569	1264292	1822818	2359062		10.0	15.0	20.0	25.0	
2-Nitrophenol	NPT	Ave		21668	41505	87657	231828		0.500	1.00	2.00	5.00
			530491	694719	1020037	1316566		10.0	15.0	20.0	25.0	
1,3,5-Trichlorobenzene	NPT	Ave		37237	68495	137541	362245		0.500	1.00	2.00	5.00
			816378	1063059	1547690	1971899		10.0	15.0	20.0	25.0	
Bis(2-chloroethoxy)methane	NPT	Ave		47083	88597	184496	480338		0.500	1.00	2.00	5.00
			1079078	1405596	2057774	2667241		10.0	15.0	20.0	25.0	
2,4-Dichlorophenol	NPT	Ave		28836	57220	120636	321575		0.500	1.00	2.00	5.00
			732074	968291	1417171	1867777		10.0	15.0	20.0	25.0	
1,2,4-Trichlorobenzene	NPT	Ave		35613	68223	137462	352074		0.500	1.00	2.00	5.00
			810794	1053455	1536526	1990093		10.0	15.0	20.0	25.0	
Naphthalene	NPT	Ave	28985	126830	238001	473017	1247531	0.100	0.500	1.00	2.00	5.00
			2809125	3643197	5261928	6020920		10.0	15.0	20.0	25.0	
4-Chloroaniline	NPT	Ave		54371	102409	209193	560381		0.500	1.00	2.00	5.00
			1192108	1557698	2336825	3185279		10.0	15.0	20.0	25.0	
Hexachlorobutadiene	NPT	Ave		18893	34452	71498	182850		0.500	1.00	2.00	5.00
			421293	550289	813027	1038647		10.0	15.0	20.0	25.0	
1,2,3-Trichlorobenzene	NPT	Ave		34267	61928	126504	334003		0.500	1.00	2.00	5.00
			760578	990073	1462395	1901895		10.0	15.0	20.0	25.0	

FORM VI
GC/MS SEMI VOA INITIAL CALIBRATION DATA
INTERNAL STANDARD RESPONSE AND CONCENTRATION

Lab Name: TestAmerica North Canton Job No.: 240-321-1 Analy Batch No.: 3853

SDG No.:

Instrument ID: A4HP7 GC Column: RXI-5SILMS ID: 0.45(mm) Heated Purge: (Y/N) N

Calibration Start Date: 06/07/2011 13:47 Calibration End Date: 06/07/2011 16:18 Calibration ID: 1334

ANALYTE	IS REF	CURVE TYPE	RESPONSE					CONCENTRATION (NG/UL)				
			LVL 1 LVL 6	LVL 2 LVL 7	LVL 3 LVL 8	LVL 4 LVL 9	LVL 5	LVL 6	LVL 2 LVL 7	LVL 3 LVL 8	LVL 4 LVL 9	LVL 5
Caprolactam	NPT	Ave		11904	22780	52294	136900		0.500	1.00	2.00	5.00
			313966	427715	627457	833651		10.0	15.0	20.0	25.0	
4-Chloro-3-methylphenol	NPT	Ave		35978	66036	141282	373632		0.500	1.00	2.00	5.00
			827793	1097027	1648566	2199843		10.0	15.0	20.0	25.0	
2-Methylnaphthalene	NPT	Ave	15544	69319	126075	262234	686197	0.100	0.500	1.00	2.00	5.00
			1552167	2028214	2999773	3939642		10.0	15.0	20.0	25.0	
1-Methylnaphthalene	NPT	Ave	17778	79114	145147	300155	785884	0.100	0.500	1.00	2.00	5.00
			1758224	2311701	3397614	4453963		10.0	15.0	20.0	25.0	
1,2,3,5-Tetrachlorobenzene	ANT	Ave		34240	63171	129525	332822		0.500	1.00	2.00	5.00
			760202	999385	1486953	1991346		10.0	15.0	20.0	25.0	
Hexachlorocyclopentadiene	ANT	Ave		21222	40097	85556	230583		0.500	1.00	2.00	5.00
			520363	683903	1021675	1343843		10.0	15.0	20.0	25.0	
2,4,6-Trichlorophenol	ANT	Ave		21458	41314	89662	235779		0.500	1.00	2.00	5.00
			532230	711316	1063965	1435125		10.0	15.0	20.0	25.0	
2,4,5-Trichlorophenol	ANT	Ave		23885	45268	93908	254516		0.500	1.00	2.00	5.00
			582374	781709	1158288	1554537		10.0	15.0	20.0	25.0	
1,1'-Biphenyl	ANT	Ave	22505	99336	184374	371889	971638	0.100	0.500	1.00	2.00	5.00
			2185321	2880013	4232939	5416422		10.0	15.0	20.0	25.0	
1,2,3,4 -Tetrachlorobenzene	ANT	Ave		33233	59832	124500	317455		0.500	1.00	2.00	5.00
			728471	940201	1402312	1882631		10.0	15.0	20.0	25.0	
2-Chloronaphthalene	ANT	Ave	16395	73821	135384	281734	725867	0.100	0.500	1.00	2.00	5.00
			1624966	2152673	3172858	4210783		10.0	15.0	20.0	25.0	
2-Nitroaniline	ANT	Ave		24988	45836	99757	262696		0.500	1.00	2.00	5.00
			602033	799336	1193897	1614696		10.0	15.0	20.0	25.0	
Dimethyl phthalate	ANT	Ave		83793	153757	321242	837866		0.500	1.00	2.00	5.00
			1906268	2530784	3767315	5072595		10.0	15.0	20.0	25.0	
2,6-Dinitrotoluene	ANT	Ave		15679	30799	68001	186448		0.500	1.00	2.00	5.00
			438799	581808	877668	1179457		10.0	15.0	20.0	25.0	
1,2-Dinitrobenzene	ANT	Ave		8212	16335	35134	98430		0.500	1.00	2.00	5.00
			225199	299294	445386	620134		10.0	15.0	20.0	25.0	
Acenaphthylene	ANT	Ave	25721	119788	220114	469803	1223076	0.100	0.500	1.00	2.00	5.00
			2746234	3644745	5377318	6487041		10.0	15.0	20.0	25.0	
3-Nitroaniline	ANT	Ave		20895	40381	87001	229725		0.500	1.00	2.00	5.00
			535676	716979	1063167	1449182		10.0	15.0	20.0	25.0	
2,4-Dinitrophenol	ANT	Qua		18110	38941	97653	300914		1.00	2.00	4.00	10.0
			738140	995365	1490113	1985662		20.0	30.0	40.0	50.0	
Acenaphthene	ANT	Ave	17157	78414	143081	296279	760505	0.100	0.500	1.00	2.00	5.00
			1694352	2220188	3254254	4306768		10.0	15.0	20.0	25.0	
4-Nitrophenol	ANT	Ave		8687	18547	42377	108871		0.500	1.00	2.00	5.00
			243127	355716	533101	765781		10.0	15.0	20.0	25.0	
2,4-Dinitrotoluene	ANT	Ave		21807	43186	95329	257913		0.500	1.00	2.00	5.00
			582265	792595	1188688	1609139		10.0	15.0	20.0	25.0	

FORM VI
GC/MS SEMI VOA INITIAL CALIBRATION DATA
INTERNAL STANDARD RESPONSE AND CONCENTRATION

Lab Name: TestAmerica North Canton Job No.: 240-321-1 Analy Batch No.: 3853

SDG No.:

Instrument ID: A4HP7 GC Column: RXI-5SILMS ID: 0.45(mm) Heated Purge: (Y/N) N

Calibration Start Date: 06/07/2011 13:47 Calibration End Date: 06/07/2011 16:18 Calibration ID: 1334

ANALYTE	IS REF	CURVE TYPE	RESPONSE					CONCENTRATION (NG/UL)				
			LVL 1 LVL 6	LVL 2 LVL 7	LVL 3 LVL 8	LVL 4 LVL 9	LVL 5	LVL 1 LVL 6	LVL 2 LVL 7	LVL 3 LVL 8	LVL 4 LVL 9	LVL 5
Dibenzofuran	ANT	Ave	23019	106424	193087	396472	1027739	0.100	0.500	1.00	2.00	5.00
			2335933	3099147	4567979	6155774		10.0	15.0	20.0	25.0	
2,3,5,6-Tetrachlorophenol	ANT	Ave		18108	34624	76287	205347		0.500	1.00	2.00	5.00
			469209	637475	973854	1321291		10.0	15.0	20.0	25.0	
Diethyl phthalate	ANT	Ave		85269	155928	322137	855873		0.500	1.00	2.00	5.00
			1942901	2563217	3814636	5125131		10.0	15.0	20.0	25.0	
4-Chlorophenyl phenyl ether	ANT	Ave		40097	74118	154475	396722		0.500	1.00	2.00	5.00
			911609	1217548	1805549	2444766		10.0	15.0	20.0	25.0	
4-Nitroaniline	ANT	Ave		20814	42046	90854	248515		0.500	1.00	2.00	5.00
			571001	762271	1142462	1562251		10.0	15.0	20.0	25.0	
Fluorene	ANT	Ave	19542	88770	160057	334165	868338	0.100	0.500	1.00	2.00	5.00
			1952123	2585084	3796874	5131703		10.0	15.0	20.0	25.0	
4,6-Dinitro-2-methylphenol	PHN	Qua		10141	23196	54908	166913		0.500	1.00	2.00	5.00
			392455	533359	833734	1134762		10.0	15.0	20.0	25.0	
N-Nitrosodiphenylamine	PHN	Ave		63536	113829	229279	618870		0.500	1.00	2.00	5.00
			1459031	1892702	2856098	3837920		10.0	15.0	20.0	25.0	
Azobenzene	PHN	Ave		88073	167364	345779	919949		0.500	1.00	2.00	5.00
			2058845	2703211	3996626	5362339		10.0	15.0	20.0	25.0	
4-Bromophenyl phenyl ether	PHN	Ave		21226	40011	82530	216854		0.500	1.00	2.00	5.00
			501888	672830	1013814	1368119		10.0	15.0	20.0	25.0	
Hexachlorobenzene	PHN	Ave	4701	21665	39242	81490	211527	0.100	0.500	1.00	2.00	5.00
			488674	643507	980381	1330274		10.0	15.0	20.0	25.0	
Atrazine	PHN	Ave		21921	41345	84604	231142		0.500	1.00	2.00	5.00
			516004	668347	917117	1143073		10.0	15.0	20.0	25.0	
Pentachlorophenol	PHN	Ave		25000	49969	108734	322590		1.00	2.00	4.00	10.0
			749947	1009284	1590432	2113288		20.0	30.0	40.0	50.0	
Phenanthrene	PHN	Ave	29178	128108	229780	479482	1242878	0.100	0.500	1.00	2.00	5.00
			2811660	3757277	5541551	6866230		10.0	15.0	20.0	25.0	
Anthracene	PHN	Ave	24960	123083	229936	477700	1283582	0.100	0.500	1.00	2.00	5.00
			2849340	3810129	5690422	6893688		10.0	15.0	20.0	25.0	
Carbazole	PHN	Ave		112844	212438	444767	1176439		0.500	1.00	2.00	5.00
			2657427	3545509	5276012	6949397		10.0	15.0	20.0	25.0	
Di-n-butyl phthalate	PHN	Ave		132338	251971	528382	1439870		0.500	1.00	2.00	5.00
			3283289	4368344	6443602	6879760		10.0	15.0	20.0	25.0	
Fluoranthene	PHN	Ave	26575	120800	229057	476085	1268973	0.100	0.500	1.00	2.00	5.00
			2882943	3891088	5774633	7053527		10.0	15.0	20.0	25.0	
Benzidine	CRY	Ave		66794	133189	304411	873364		0.500	1.00	2.00	5.00
			2009208	2653360	3919608	5078949		10.0	15.0	20.0	25.0	
Pyrene	CRY	Ave	28627	133887	240909	516257	1373928	0.100	0.500	1.00	2.00	5.00
			3110383	4131547	6153447	7442985		10.0	15.0	20.0	25.0	
Butyl benzyl phthalate	CRY	Ave		55106	107769	229506	636026		0.500	1.00	2.00	5.00
			1440291	1944860	2910494	3988886		10.0	15.0	20.0	25.0	

FORM VI
GC/MS SEMI VOA INITIAL CALIBRATION DATA
INTERNAL STANDARD RESPONSE AND CONCENTRATION

Lab Name: TestAmerica North Canton Job No.: 240-321-1 Analy Batch No.: 3853

SDG No.:

Instrument ID: A4HP7 GC Column: RXI-5SILMS ID: 0.45(mm) Heated Purge: (Y/N) N

Calibration Start Date: 06/07/2011 13:47 Calibration End Date: 06/07/2011 16:18 Calibration ID: 1334

ANALYTE	IS REF	CURVE TYPE	RESPONSE					CONCENTRATION (NG/UL)				
			LVL 1 LVL 6	LVL 2 LVL 7	LVL 3 LVL 8	LVL 4 LVL 9	LVL 5	LVL 6	LVL 2 LVL 7	LVL 3 LVL 8	LVL 4 LVL 9	LVL 5
3,3'-Dimethoxybenzidine	CRY	Ave		23543	50825	120613	316841		0.500	1.00	2.00	5.00
			672433	999341	1413040	1853953		10.0	15.0	20.0	25.0	
Bis(2-ethylhexyl) phthalate	CRY	Ave		77844	152263	329541	911269		0.500	1.00	2.00	5.00
			2070972	2756537	4050012	5419789		10.0	15.0	20.0	25.0	
4,4'-Methylene bis(2-chloroaniline)	CRY	Ave		22643	43452	96866	266719		0.500	1.00	2.00	5.00
			603940	801658	1209521	1671924		10.0	15.0	20.0	25.0	
3,3'-Dichlorobenzidine	CRY	Ave		44025	88247	188845	504722		0.500	1.00	2.00	5.00
			1158980	1584745	2366666	3241548		10.0	15.0	20.0	25.0	
Benzo[a]anthracene	CRY	Ave	27968	128420	233513	486803	1324824	0.100	0.500	1.00	2.00	5.00
			2979552	3961232	5974676	8077876		10.0	15.0	20.0	25.0	
Chrysene	CRY	Ave	28777	128984	237213	492101	1260684	0.100	0.500	1.00	2.00	5.00
			2889427	3855092	5711016	7492348		10.0	15.0	20.0	25.0	
Di-n-octyl phthalate	PRY	Ave		109667	227302	510428	1484799		0.500	1.00	2.00	5.00
			3398430	4611392	6973856	8801737		10.0	15.0	20.0	25.0	
Benzo[b]fluoranthene	PRY	Ave	25079	122847	215227	437079	1248292	0.100	0.500	1.00	2.00	5.00
			2736438	3863378	5703562	8111766		10.0	15.0	20.0	25.0	
Benzo[k]fluoranthene	PRY	Ave	25721	123118	231418	514941	1356270	0.100	0.500	1.00	2.00	5.00
			3224865	4128204	6418119	8389313		10.0	15.0	20.0	25.0	
Benzo[a]pyrene	PRY	Ave	23577	111823	200050	424829	1182114	0.100	0.500	1.00	2.00	5.00
			2715817	3681868	5531654	7551992		10.0	15.0	20.0	25.0	
Indeno[1,2,3-cd]pyrene	PRY	Ave	24333	121497	220820	481963	1328658	0.100	0.500	1.00	2.00	5.00
			3048969	4070893	6161748	8462483		10.0	15.0	20.0	25.0	
Dibenz(a,h)anthracene	PRY	Ave	19460	103118	187129	402989	1122660	0.100	0.500	1.00	2.00	5.00
			2573577	3456160	5224210	7136363		10.0	15.0	20.0	25.0	
Benzo[g,h,i]perylene	PRY	Ave	20632	96024	182273	391477	1082555	0.100	0.500	1.00	2.00	5.00
			2507747	3369125	5121583	7067663		10.0	15.0	20.0	25.0	
2-Fluorophenol (Surr)	DCB	Ave		37478	73030	144766	372971		0.500	1.00	2.00	5.00
			841522	1105777	1558362	1878361		10.0	15.0	20.0	25.0	
Phenol-d5 (Surr)	DCB	Ave		49411	94692	192245	493959		0.500	1.00	2.00	5.00
			1101723	1447686	2112280	2672900		10.0	15.0	20.0	25.0	
Nitrobenzene-d5 (Surr)	NPT	Ave	10154	46337	84935	177554	459920	0.100	0.500	1.00	2.00	5.00
			1031293	1357840	1887876	2515951		10.0	15.0	20.0	25.0	
2-Fluorobiphenyl (Surr)	ANT	Ave	18959	85234	154939	317935	834876	0.100	0.500	1.00	2.00	5.00
			1861655	2463596	3626923	4833749		10.0	15.0	20.0	25.0	
2,4,6-Tribromophenol (Surr)	ANT	Ave		8492	16181	35886	97834		0.500	1.00	2.00	5.00
			224111	301175	456127	633192		10.0	15.0	20.0	25.0	
Terphenyl-d14 (Surr)	CRY	Ave	17289	79715	147722	311409	819950	0.100	0.500	1.00	2.00	5.00
			1890313	2533424	3741897	5126929		10.0	15.0	20.0	25.0	

Curve Type Legend:
Ave = Average ISTD
Qua = Quadratic ISTD

FORM VI
GC/MS SEMI VOA INITIAL CALIBRATION DATA
INTERNAL STANDARD CURVE EVALUTION

Lab Name: TestAmerica North Canton Job No.: 240-321-1 Analy Batch No.: 3853

SDG No.:

Instrument ID: A4HP7 GC Column: RXI-5SILMS ID: 0.45(mm) Heated Purge: (Y/N) N

Calibration Start Date: 06/07/2011 13:47 Calibration End Date: 06/07/2011 16:18 Calibration ID: 1334

Calibration Files:

LEVEL:	LAB SAMPLE ID:	LAB FILE ID:
Level 1	STD1 240-3853/6	0607006.D
Level 2	STD2 240-3853/5	0607005.D
Level 3	STD3 240-3853/4	0607004.D
Level 4	STD4 240-3853/3	0607003.D
Level 5	STD5 240-3853/2	0607002.D
Level 6	STD6 240-3853/10	0607010.D
Level 7	STD7 240-3853/9	0607009.D
Level 8	STD8 240-3853/8	0607008.D
Level 9	STD9 240-3853/7	0607007.D

ANALYTE	RRF					CURVE TYPE	COEFFICIENT			#	MIN RRF	%RSD	#	MAX %RSD	R^2 OR COD	#	MIN R^2 OR COD
	LVL 1 LVL 6	LVL 2 LVL 7	LVL 3 LVL 8	LVL 4 LVL 9	LVL 5		B	M1	M2								
1,4-Dioxane		0.5503	0.5453	0.5547	0.5302	Ave		0.5316				4.1		15.0			
	0.5033	0.5426	0.4942	0.5323													
N-Nitrosodimethylamine		0.8977	0.9479	0.9405	0.8986	Ave		0.9035				3.2		15.0			
	0.8612	0.9127	0.8814	0.8878													
Pyridine		1.3965	1.4981	1.4741	1.4485	Ave		1.4646				2.7		15.0			
	1.4312	1.5100	1.4526	1.5057													
Ethyl methacrylate		1.2273	1.2406	1.2473	1.2040	Ave		1.1908				4.2		15.0			
	1.1404	1.2068	1.1414	1.1186													
3-Chloropropionitrile		1.1341	1.1641	1.1804	1.1322	Ave		1.1324				2.5		15.0			
	1.0943	1.1256	1.1029	1.1256													
Malononitrile		1.7927	1.8298	1.8973	1.7987	Ave		1.8057				2.8		15.0			
	1.7628	1.8303	1.7290	1.8049													
Benzaldehyde		1.1654	1.1741	1.1520	1.0513	Ave		1.0411				14.0		15.0			
	1.0290	0.9629	0.7532	+++++													
Phenol		1.7336	1.7764	1.8465	1.7427	Ave		1.7648				2.8		15.0			
	1.7229	1.7516	1.7166	1.8285													
Aniline		2.1672	2.2202	2.3166	2.2063	Ave		2.2643				5.2		15.0			
	2.1513	2.3054	2.2283	2.5187													
Bis(2-chloroethyl)ether		1.4030	1.4477	1.4806	1.4377	Ave		1.4411				3.4		15.0			
	1.5376	1.3771	1.4315	1.4140													
2-Chlorophenol		1.4054	1.4091	1.4816	1.4128	Ave		1.4157				2.3		15.0			
	1.3703	1.4131	1.3927	1.4407													
1,3-Dichlorobenzene		1.4904	1.5011	1.5005	1.4439	Ave		1.4569				2.5		15.0			
	1.4160	1.4390	1.4070	1.4577													
1,4-Dichlorobenzene		1.5565	1.5568	1.5735	1.4993	Ave		1.5165				2.9		15.0			
	1.4638	1.4913	1.4581	1.5328													

Note: The m1 coefficient is the same as Ave RRF for an Ave curve type.

FORM VI
GC/MS SEMI VOA INITIAL CALIBRATION DATA
INTERNAL STANDARD CURVE EVALUTION

Lab Name: TestAmerica North Canton Job No.: 240-321-1 Analy Batch No.: 3853

SDG No.:

Instrument ID: A4HP7 GC Column: RXI-5SILMS ID: 0.45(mm) Heated Purge: (Y/N) N

Calibration Start Date: 06/07/2011 13:47 Calibration End Date: 06/07/2011 16:18 Calibration ID: 1334

ANALYTE	RRF					CURVE TYPE	COEFFICIENT			#	MIN RRF	%RSD	#	MAX %RSD	R^2 OR COD	#	MIN R^2 OR COD
	LVL 1	LVL 2	LVL 3	LVL 4	LVL 5		B	M1	M2								
	LVL 6	LVL 7	LVL 8	LVL 9													
Benzyl alcohol		0.8427	0.8918	0.9263	0.9043	Ave		0.9043				4.9		15.0			
	0.8769	0.8929	0.9046	0.9948													
1,2-Dichlorobenzene		1.4468	1.4282	1.4692	1.3796	Ave		1.3949				3.5		15.0			
	1.3410	1.3594	1.3401	1.3953													
2-Methylphenol		1.2800	1.2608	1.3508	1.2998	Ave		1.3036				2.7		15.0			
	1.2824	1.3054	1.2901	1.3596													
2,2'-oxybis[1-chloropropane]		3.1895	3.1492	3.1840	3.0219	Ave		3.0604				3.4		15.0			
	2.9707	2.9618	2.9314	3.0745													
Benzoic acid		+++++	0.1421	0.2005	0.2231	Qua	-0.337	0.2736	0.0007						0.9990		0.9900
	0.2748	0.2887	0.2862	0.3016													
3 & 4 Methylphenol		1.3076	1.3533	1.3994	1.3580	Ave		1.3700				3.9		15.0			
	1.3387	1.3592	1.3572	1.4863													
N-Nitrosodi-n-propylamine		1.0778	1.0320	1.0962	1.0497	Ave		1.0649			0.0500	3.3		15.0			
	1.0363	1.0452	1.0492	1.1332													
Acetophenone		1.8689	1.8914	1.9719	1.8463	Ave		1.8868				3.1		15.0			
	1.8568	1.8426	1.8351	1.9819													
Hexachloroethane		0.5569	0.5547	0.5691	0.5527	Ave		0.5561				1.8		15.0			
	0.5454	0.5484	0.5491	0.5723													
Nitrobenzene		0.3662	0.3745	0.3820	0.3614	Ave		0.3652				2.6		15.0			
	0.3568	0.3599	0.3532	0.3673													
2,4-Toluene diamine		0.3069	0.3248	0.2921	0.2497	Qua	0.0374	0.2700	-0.004						0.9990		0.9900
	0.2407	0.2172	+++++	+++++													
Isophorone		0.6595	0.6762	0.7161	0.6835	Ave		0.6841				3.1		15.0			
	0.6666	0.6838	0.6720	0.7154													
2,4-Dimethylphenol		0.3528	0.3619	0.3806	0.3611	Ave		0.3588				2.9		15.0			
	0.3518	0.3611	0.3453	0.3561													
2-Nitrophenol		0.1813	0.1895	0.2012	0.1924	Ave		0.1937				3.3		15.0			
	0.1947	0.1984	0.1932	0.1987													
1,3,5-Trichlorobenzene		0.3115	0.3127	0.3157	0.3006	Ave		0.3043				2.7		15.0			
	0.2996	0.3037	0.2932	0.2977													
Bis(2-chloroethoxy)methane		0.3939	0.4044	0.4235	0.3987	Ave		0.4013				2.5		15.0			
	0.3960	0.4015	0.3899	0.4026													
2,4-Dichlorophenol		0.2412	0.2612	0.2769	0.2669	Ave		0.2677				4.7		15.0			
	0.2687	0.2766	0.2685	0.2820													
1,2,4-Trichlorobenzene		0.2979	0.3114	0.3156	0.2922	Ave		0.3009				2.9		15.0			
	0.2976	0.3009	0.2911	0.3004													
Naphthalene	1.2323	1.0611	1.0865	1.0859	1.0354	Ave		1.0532				8.2		15.0			
	1.0310	1.0407	0.9969	0.9089													
4-Chloroaniline		0.4549	0.4675	0.4802	0.4651	Ave		0.4592				3.7		15.0			
	0.4375	0.4450	0.4427	0.4808													

Note: The m1 coefficient is the same as Ave RRF for an Ave curve type.

FORM VI
GC/MS SEMI VOA INITIAL CALIBRATION DATA
INTERNAL STANDARD CURVE EVALUTION

Lab Name: TestAmerica North Canton Job No.: 240-321-1 Analy Batch No.: 3853

SDG No.:

Instrument ID: A4HP7 GC Column: RXI-5SILMS ID: 0.45(mm) Heated Purge: (Y/N) N

Calibration Start Date: 06/07/2011 13:47 Calibration End Date: 06/07/2011 16:18 Calibration ID: 1334

ANALYTE	RRF					CURVE TYPE	COEFFICIENT			#	MIN RRF	%RSD	#	MAX %RSD	R^2 OR COD	#	MIN R^2 OR COD
	LVL 1 LVL 6	LVL 2 LVL 7	LVL 3 LVL 8	LVL 4 LVL 9	LVL 5		B	M1	M2								
Hexachlorobutadiene		0.1581	0.1573	0.1641	0.1518	Ave		0.1567				2.3		15.0			
	0.1546	0.1572	0.1540	0.1568													
1,2,3-Trichlorobenzene		0.2867	0.2827	0.2904	0.2772	Ave		0.2829				1.7		15.0			
	0.2791	0.2828	0.2771	0.2871													
Caprolactam		0.0996	0.1040	0.1200	0.1136	Ave		0.1149				7.9		15.0			
	0.1152	0.1222	0.1189	0.1258													
4-Chloro-3-methylphenol		0.3010	0.3015	0.3243	0.3101	Ave		0.3123				3.5		15.0			
	0.3038	0.3134	0.3123	0.3321													
2-Methylnaphthalene	0.6609	0.5799	0.5755	0.6020	0.5695	Ave		0.5889				5.0		15.0			
	0.5697	0.5794	0.5683	0.5947													
1-Methylnaphthalene	0.7559	0.6619	0.6626	0.6891	0.6522	Ave		0.6715				5.1		15.0			
	0.6453	0.6603	0.6437	0.6724													
1,2,3,5-Tetrachlorobenzene		0.5111	0.5232	0.5248	0.4985	Ave		0.5078				2.3		15.0			
	0.4969	0.4992	0.4962	0.5126													
Hexachlorocyclopentadiene		0.3168	0.3321	0.3467	0.3454	Ave		0.3387			0.0500	2.9		15.0			
	0.3402	0.3416	0.3409	0.3459													
2,4,6-Trichlorophenol		0.3203	0.3422	0.3633	0.3532	Ave		0.3508				4.3		15.0			
	0.3479	0.3553	0.3550	0.3694													
2,4,5-Trichlorophenol		0.3566	0.3749	0.3805	0.3812	Ave		0.3814				3.3		15.0			
	0.3807	0.3905	0.3865	0.4002													
1,1'-Biphenyl	1.7359	1.4829	1.5271	1.5068	1.4553	Ave		1.4869				6.9		15.0			
	1.4285	1.4386	1.4125	1.3943													
1,2,3,4 -Tetrachlorobenzene		0.4961	0.4956	0.5044	0.4755	Ave		0.4837				2.8		15.0			
	0.4762	0.4696	0.4679	0.4846													
2-Chloronaphthalene	1.2646	1.1020	1.1214	1.1415	1.0872	Ave		1.1108				5.7		15.0			
	1.0622	1.0753	1.0587	1.0839													
2-Nitroaniline		0.3730	0.3797	0.4042	0.3935	Ave		0.3946				3.4		15.0			
	0.3935	0.3993	0.3984	0.4157													
Dimethyl phthalate		1.2509	1.2735	1.3016	1.2550	Ave		1.2693				1.8		15.0			
	1.2461	1.2641	1.2571	1.3058													
2,6-Dinitrotoluene		0.2341	0.2551	0.2755	0.2793	Ave		0.2772				8.1		15.0			
	0.2868	0.2906	0.2929	0.3036													
1,2-Dinitrobenzene		0.1226	0.1353	0.1424	0.1474	Ave		0.1441				7.7		15.0			
	0.1472	0.1495	0.1486	0.1596													
Acenaphthylene	1.9840	1.7882	1.8232	1.9035	1.8319	Ave		1.8234				4.7		15.0			
	1.7952	1.8206	1.7943	1.6699													
3-Nitroaniline		0.3119	0.3345	0.3525	0.3441	Ave		0.3474				5.2		15.0			
	0.3502	0.3581	0.3548	0.3730													
2,4-Dinitrophenol		0.1352	0.1613	0.1978	0.2254	Qua	-0.151	0.2410	0.0003		0.0500				1.0000		0.9900
	0.2413	0.2486	0.2486	0.2556													

Note: The m1 coefficient is the same as Ave RRF for an Ave curve type.

FORM VI
GC/MS SEMI VOA INITIAL CALIBRATION DATA
INTERNAL STANDARD CURVE EVALUTION

Lab Name: TestAmerica North Canton Job No.: 240-321-1 Analy Batch No.: 3853

SDG No.:

Instrument ID: A4HP7 GC Column: RXI-5SILMS ID: 0.45(mm) Heated Purge: (Y/N) N

Calibration Start Date: 06/07/2011 13:47 Calibration End Date: 06/07/2011 16:18 Calibration ID: 1334

ANALYTE	RRF					CURVE TYPE	COEFFICIENT			#	MIN RRF	%RSD	#	MAX %RSD	R^2 OR COD	#	MIN R^2 OR COD
	LVL 1 / LVL 6	LVL 2 / LVL 7	LVL 3 / LVL 8	LVL 4 / LVL 9	LVL 5		B	M1	M2								
Acenaphthene	1.3234 / 1.1076	1.1706 / 1.1090	1.1851 / 1.0859	1.2005 / 1.1086	1.1391	Ave		1.1589				6.3		15.0			
4-Nitrophenol	0.1589	0.1297 / 0.1777	0.1536 / 0.1779	0.1717 / 0.1971	0.1631	Ave		0.1662			0.0500	12.0		15.0			
2,4-Dinitrotoluene	0.3806	0.3255 / 0.3959	0.3577 / 0.3966	0.3863 / 0.4142	0.3863	Ave		0.3804				7.2		15.0			
Dibenzofuran	1.7756 / 1.5270	1.5887 / 1.5480	1.5993 / 1.5242	1.6064 / 1.5846	1.5394	Ave		1.5881				4.8		15.0			
2,3,5,6-Tetrachlorophenol	0.3067	0.2703 / 0.3184	0.2868 / 0.3250	0.3091 / 0.3401	0.3076	Ave		0.3080				7.1		15.0			
Diethyl phthalate	1.2700	1.2729 / 1.2803	1.2915 / 1.2729	1.3052 / 1.3193	1.2819	Ave		1.2868				1.4		15.0			
4-Chlorophenyl phenyl ether	0.5959	0.5986 / 0.6082	0.6139 / 0.6025	0.6259 / 0.6293	0.5942	Ave		0.6086				2.2		15.0			
4-Nitroaniline	0.3733	0.3107 / 0.3808	0.3483 / 0.3812	0.3681 / 0.4022	0.3722	Ave		0.3671				7.4		15.0			
Fluorene	1.5074 / 1.2761	1.3252 / 1.2913	1.3257 / 1.2669	1.3540 / 1.3210	1.3006	Ave		1.3298				5.4		15.0			
4,6-Dinitro-2-methylphenol	0.1516	0.0898 / 0.1561	0.1140 / 0.1630	0.1344 / 0.1701	0.1480	Qua	-0.018	0.1404	0.0012						1.0000		0.9900
N-Nitrosodiphenylamine	0.5635	0.5628 / 0.5538	0.5592 / 0.5582	0.5613 / 0.5752	0.5487	Ave		0.5604				1.4		15.0			
Azobenzene	0.7952	0.7801 / 0.7910	0.8223 / 0.7811	0.8466 / 0.8036	0.8157	Ave		0.8044				2.8		15.0			
4-Bromophenyl phenyl ether	0.1938	0.1880 / 0.1969	0.1966 / 0.1981	0.2021 / 0.2050	0.1923	Ave		0.1966				2.7		15.0			
Hexachlorobenzene	0.2138 / 0.1887	0.1919 / 0.1883	0.1928 / 0.1916	0.1995 / 0.1994	0.1876	Ave		0.1948				4.3		15.0			
Atrazine	0.1993	0.1942 / 0.1956	0.2031 / 0.1792	0.2071 / 0.1713	0.2050	Ave		0.1943				6.6		15.0			
Pentachlorophenol	0.1448	0.1107 / 0.1477	0.1227 / 0.1554	0.1331 / 0.1584	0.1430	Ave		0.1395				12.0		15.0			
Phenanthrene	1.3272 / 1.0859	1.1347 / 1.0994	1.1289 / 1.0831	1.1739 / 1.0290	1.1020	Ave		1.1294				7.5		15.0			
Anthracene	1.3354 / 1.1005	1.0902 / 1.1149	1.1297 / 1.1122	1.1695 / 1.0331	1.1381	Ave		1.1137				3.4		15.0			
Carbazole	1.0264	0.9995 / 1.0375	1.0437 / 1.0312	1.0889 / 1.0415	1.0431	Ave		1.0390				2.4		15.0			
Di-n-butyl phthalate	1.2681	1.1722 / 1.2782	1.2379 / 1.2594	1.2936 / 1.0311	1.2767	Ave		1.2272				7.1		15.0			

Note: The m1 coefficient is the same as Ave RRF for an Ave curve type.

FORM VI
GC/MS SEMI VOA INITIAL CALIBRATION DATA
INTERNAL STANDARD CURVE EVALUTION

Lab Name: TestAmerica North Canton Job No.: 240-321-1 Analy Batch No.: 3853

SDG No.:

Instrument ID: A4HP7 GC Column: RXI-5SILMS ID: 0.45(mm) Heated Purge: (Y/N) N

Calibration Start Date: 06/07/2011 13:47 Calibration End Date: 06/07/2011 16:18 Calibration ID: 1334

ANALYTE	RRF					CURVE TYPE	COEFFICIENT			#	MIN RRF	%RSD	#	MAX %RSD	R^2 OR COD	#	MIN R^2 OR COD
	LVL 1 LVL 6	LVL 2 LVL 7	LVL 3 LVL 8	LVL 4 LVL 9	LVL 5		B	M1	M2								
Fluoranthene	1.2088 1.1135	1.0700 1.1386	1.1254 1.1286	1.1656 1.0571	1.1252	Ave		1.1259				4.1		15.0			
Benzidine	0.7197	0.5654 0.7246	0.6192 0.7032	0.6920 0.7013	0.7081	Ave		0.6792				8.3		15.0			
Pyrene	1.2394 1.1142	1.1334 1.1282	1.1201 1.1040	1.1736 1.0278	1.1140	Ave		1.1283				5.0		15.0			
Butyl benzyl phthalate	0.5159	0.4665 0.5311	0.5011 0.5222	0.5217 0.5508	0.5157	Ave		0.5156				4.7		15.0			
3,3'-Dimethoxybenzidine	0.2409	0.1993 0.2729	0.2363 0.2535	0.2742 0.2560	0.2569	Ave		0.2487				9.7		15.0			
Bis(2-ethylhexyl) phthalate	0.7419	0.6590 0.7528	0.7079 0.7266	0.7491 0.7484	0.7388	Ave		0.7281				4.3		15.0			
4,4'-Methylene bis(2-chloroaniline)	0.2163	0.1917 0.2189	0.2020 0.2170	0.2202 0.2309	0.2163	Ave		0.2142				5.6		15.0			
3,3'-Dichlorobenzidine	0.4152	0.3727 0.4328	0.4103 0.4246	0.4293 0.4476	0.4092	Ave		0.4177				5.3		15.0			
Benzo[a]anthracene	1.2109 1.0673	1.0871 1.0817	1.0857 1.0719	1.1066 1.1154	1.0741	Ave		1.1001				4.0		15.0			
Chrysene	1.2459 1.0350	1.0919 1.0527	1.1029 1.0246	1.1187 1.0346	1.0221	Ave		1.0809				6.6		15.0			
Di-n-octyl phthalate	1.4396	1.0737 1.4761	1.2617 1.4732	1.3790 1.4056	1.4186	Ave		1.3659				10.0		15.0			
Benzo[b]fluoranthene	1.2860 1.1592	1.2027 1.2366	1.1947 1.2049	1.1808 1.2954	1.1926	Ave		1.2170				3.8		15.0			
Benzo[k]fluoranthene	1.3190 1.3661	1.2054 1.3214	1.2845 1.3558	1.3912 1.3397	1.2958	Ave		1.3199				4.1		15.0			
Benzo[a]pyrene	1.2090 1.1505	1.0948 1.1785	1.1104 1.1686	1.1477 1.2060	1.1294	Ave		1.1550				3.4		15.0			
Indeno[1,2,3-cd]pyrene	1.2478 1.2916	1.1895 1.3031	1.2257 1.3017	1.3021 1.3514	1.2694	Ave		1.2758				3.8		15.0			
Dibenz(a,h)anthracene	0.9979 1.0902	1.0096 1.1063	1.0387 1.1036	1.0887 1.1397	1.0726	Ave		1.0719				4.4		15.0			
Benzo[g,h,i]perylene	1.0580 1.0623	0.9401 1.0784	1.0117 1.0819	1.0576 1.1287	1.0343	Ave		1.0503				5.0		15.0			
2-Fluorophenol (Surr)	1.2215	1.2221 1.2413	1.2773 1.1981	1.2914 1.2036	1.2228	Ave		1.2348				2.7		15.0			
Phenol-d5 (Surr)	1.5992	1.6112 1.6252	1.6562 1.6240	1.7150 1.7127	1.6194	Ave		1.6454				2.8		15.0			
Nitrobenzene-d5 (Surr)	0.4317 0.3785	0.3877 0.3879	0.3877 0.3577	0.4076 0.3798	0.3817	Ave		0.3889				5.3		15.0			

Note: The m1 coefficient is the same as Ave RRF for an Ave curve type.

FORM VI
GC/MS SEMI VOA INITIAL CALIBRATION DATA
INTERNAL STANDARD CURVE EVALUTION

Lab Name: TestAmerica North Canton Job No.: 240-321-1 Analy Batch No.: 3853

SDG No.:

Instrument ID: A4HP7 GC Column: RXI-5SILMS ID: 0.45(mm) Heated Purge: (Y/N) N

Calibration Start Date: 06/07/2011 13:47 Calibration End Date: 06/07/2011 16:18 Calibration ID: 1334

ANALYTE	RRF					CURVE TYPE	COEFFICIENT			#	MIN RRF	%RSD	#	MAX %RSD	R^2 OR COD	#	MIN R^2 OR COD
	LVL 1 LVL 6	LVL 2 LVL 7	LVL 3 LVL 8	LVL 4 LVL 9	LVL 5		B	M1	M2								
2-Fluorobiphenyl (Surr)	1.4624 1.2169	1.2724 1.2306	1.2833 1.2102	1.2882 1.2443	1.2505	Ave		1.2732				6.0		15.0			
2,4,6-Tribromophenol (Surr)	 0.1465	0.1268 0.1504	0.1340 0.1522	0.1454 0.1630	0.1465	Ave		0.1456				7.6		15.0			
Terphenyl-d14 (Surr)	0.7485 0.6771	0.6748 0.6918	0.6868 0.6713	0.7079 0.7079	0.6648	Ave		0.6923				3.8		15.0			

Note: The m1 coefficient is the same as Ave RRF for an Ave curve type.

FORM VII
GC/MS SEMI VOA CONTINUING CALIBRATION DATA

Lab Name: TestAmerica North Canton Job No.: 240-321-1

SDG No.:

Lab Sample ID: ICV 240-3853/13 Calibration Date: 06/07/2011 17:14

Instrument ID: A4HP7 Calib Start Date: 06/07/2011 13:47

GC Column: RXI-5SILMS ID: 0.45(mm) Calib End Date: 06/07/2011 16:18

Lab File ID: 0607013.D Conc. Units: ng/uL

ANALYTE	CURVE TYPE	AVE RRF	RRF	MIN RRF	CALC AMOUNT	SPIKE AMOUNT	%D	MAX %D
1,4-Dioxane	Ave	0.5316	0.4885		9.19	10.0	-8.1	50.0
N-Nitrosodimethylamine	Ave	0.9035	0.8751		9.69	10.0	-3.1	50.0
Pyridine	Ave	1.465	1.405		9.59	10.0	-4.1	50.0
Ethyl methacrylate	Ave	1.191	1.134		9.53	10.0	-4.7	50.0
3-Chloropropionitrile	Ave	1.132	1.097		9.69	10.0	-3.1	50.0
Malononitrile	Ave	1.806	1.752		9.70	10.0	-3.0	50.0
Benzaldehyde	Ave	1.041	0.9936		9.54	10.0	-4.6	50.0
Phenol	Ave	1.765	1.733		9.82	10.0	-1.8	20.0
Aniline	Ave	2.264	2.298		10.1	10.0	1.5	50.0
Bis(2-chloroethyl)ether	Ave	1.441	1.375		9.54	10.0	-4.6	50.0
2-Chlorophenol	Ave	1.416	1.399		9.88	10.0	-1.2	50.0
1,3-Dichlorobenzene	Ave	1.457	1.422		9.76	10.0	-2.4	50.0
1,4-Dichlorobenzene	Ave	1.517	1.475		9.73	10.0	-2.7	20.0
Benzyl alcohol	Ave	0.9043	0.9067		10.0	10.0	0.3	50.0
1,2-Dichlorobenzene	Ave	1.395	1.350		9.68	10.0	-3.2	50.0
2-Methylphenol	Ave	1.304	1.290		9.90	10.0	-1.0	50.0
2,2'-oxybis[1-chloropropane]	Ave	3.060	2.989		9.77	10.0	-2.3	50.0
3 & 4 Methylphenol	Ave	1.370	1.362		9.94	10.0	-0.6	50.0
N-Nitrosodi-n-propylamine	Ave	1.065	1.062	0.0500	9.97	10.0	-0.3	50.0
Acetophenone	Ave	1.887	1.866		9.89	10.0	-1.1	50.0
Hexachloroethane	Ave	0.5561	0.5448		9.80	10.0	-2.0	50.0
Nitrobenzene	Ave	0.3652	0.3551		9.72	10.0	-2.8	50.0
Isophorone	Ave	0.6841	0.6751		9.87	10.0	-1.3	50.0
2,4-Dimethylphenol	Ave	0.3588	0.3492		9.73	10.0	-2.7	50.0
2-Nitrophenol	Ave	0.1937	0.1917		9.89	10.0	-1.1	20.0
1,3,5-Trichlorobenzene	Ave	0.3043	0.2942		9.67	10.0	-3.3	50.0
Bis(2-chloroethoxy)methane	Ave	0.4013	0.3950		9.84	10.0	-1.6	50.0
Benzoic acid	Qua		0.2594		19.3	20.0	-3.5	50.0
2,4-Dichlorophenol	Ave	0.2677	0.2644		9.88	10.0	-1.2	20.0
1,2,4-Trichlorobenzene	Ave	0.3009	0.2893		9.61	10.0	-3.9	50.0
Naphthalene	Ave	1.053	1.006		9.55	10.0	-4.5	50.0
4-Chloroaniline	Ave	0.4592	0.4350		9.47	10.0	-5.3	50.0
Hexachlorobutadiene	Ave	0.1567	0.1515		9.66	10.0	-3.4	20.0
1,2,3-Trichlorobenzene	Ave	0.2829	0.2760		9.76	10.0	-2.4	50.0
Caprolactam	Ave	0.1149	0.1183		10.3	10.0	2.9	50.0
4-Chloro-3-methylphenol	Ave	0.3123	0.3101		9.93	10.0	-0.7	20.0
2-Methylnaphthalene	Ave	0.5889	0.5665		9.62	10.0	-3.8	50.0
1-Methylnaphthalene	Ave	0.6715	0.6456		9.61	10.0	-3.9	50.0
1,2,3,5-Tetrachlorobenzene	Ave	0.5078	0.4847		9.55	10.0	-4.5	50.0
Hexachlorocyclopentadiene	Ave	0.3387	0.3328	0.0500	9.82	10.0	-1.8	50.0
2,4,6-Trichlorophenol	Ave	0.3508	0.3487		9.94	10.0	-0.6	20.0

FORM VII
GC/MS SEMI VOA CONTINUING CALIBRATION DATA

Lab Name: TestAmerica North Canton Job No.: 240-321-1

SDG No.:

Lab Sample ID: ICV 240-3853/13 Calibration Date: 06/07/2011 17:14

Instrument ID: A4HP7 Calib Start Date: 06/07/2011 13:47

GC Column: RXI-5SILMS ID: 0.45(mm) Calib End Date: 06/07/2011 16:18

Lab File ID: 0607013.D Conc. Units: ng/uL

ANALYTE	CURVE TYPE	AVE RRF	RRF	MIN RRF	CALC AMOUNT	SPIKE AMOUNT	%D	MAX %D
2,4,5-Trichlorophenol	Ave	0.3814	0.3770		9.88	10.0	-1.2	50.0
2,4-Toluene diamine	Qua		0.2204		9.16	10.0	-8.4	50.0
1,1'-Biphenyl	Ave	1.487	1.407		9.46	10.0	-5.4	50.0
1,2,3,4 -Tetrachlorobenzene	Ave	0.4837	0.4608		9.53	10.0	-4.7	50.0
2-Chloronaphthalene	Ave	1.111	1.042		9.38	10.0	-6.2	50.0
2-Nitroaniline	Ave	0.3946	0.3912		9.91	10.0	-0.9	50.0
Dimethyl phthalate	Ave	1.269	1.249		9.84	10.0	-1.6	50.0
2,6-Dinitrotoluene	Ave	0.2772	0.2874		10.4	10.0	3.7	50.0
1,2-Dinitrobenzene	Ave	0.1441	0.1439		9.99	10.0	-0.1	50.0
Acenaphthylene	Ave	1.823	1.789		9.81	10.0	-1.9	50.0
3-Nitroaniline	Ave	0.3474	0.3539		10.2	10.0	1.9	50.0
2,4-Dinitrophenol	Qua		0.2434	0.0500	20.2	20.0	1.0	50.0
Acenaphthene	Ave	1.159	1.094		9.44	10.0	-5.6	20.0
4-Nitrophenol	Ave	0.1662	0.1638	0.0500	9.85	10.0	-1.5	50.0
2,4-Dinitrotoluene	Ave	0.3804	0.3903		10.3	10.0	2.6	50.0
Dibenzofuran	Ave	1.588	1.517		9.55	10.0	-4.5	50.0
2,3,5,6-Tetrachlorophenol	Ave	0.3080	0.3112		10.1	10.0	1.0	50.0
Diethyl phthalate	Ave	1.287	1.268		9.86	10.0	-1.4	50.0
4-Chlorophenyl phenyl ether	Ave	0.6086	0.6036		9.92	10.0	-0.8	50.0
4-Nitroaniline	Ave	0.3671	0.3742		10.2	10.0	1.9	50.0
Fluorene	Ave	1.330	1.268		9.53	10.0	-4.6	50.0
4,6-Dinitro-2-methylphenol	Qua		0.1534		10.2	10.0	2.0	50.0
N-Nitrosodiphenylamine	Ave	0.5604	0.5553		9.91	10.0	-0.9	20.0
Azobenzene	Ave	0.8044	0.7787		9.68	10.0	-3.2	50.0
4-Bromophenyl phenyl ether	Ave	0.1966	0.1930		9.82	10.0	-1.8	50.0
Hexachlorobenzene	Ave	0.1948	0.1859		9.54	10.0	-4.6	50.0
Atrazine	Ave	0.1943	0.1972		10.1	10.0	1.5	50.0
Pentachlorophenol	Ave	0.1395	0.1498		21.5	20.0	7.4	20.0
Phenanthrene	Ave	1.129	1.085		9.61	10.0	-3.9	50.0
Anthracene	Ave	1.114	1.104		9.92	10.0	-0.8	50.0
Carbazole	Ave	1.039	1.023		9.85	10.0	-1.5	50.0
Di-n-butyl phthalate	Ave	1.227	1.268		10.3	10.0	3.4	50.0
Fluoranthene	Ave	1.126	1.118		9.93	10.0	-0.7	20.0
Benzidine	Ave	0.6792	0.6870		10.1	10.0	1.1	50.0
Pyrene	Ave	1.128	1.111		9.85	10.0	-1.5	50.0
Butyl benzyl phthalate	Ave	0.5156	0.5192		10.1	10.0	0.7	50.0
3,3'-Dimethoxybenzidine	Ave	0.2487	0.2405		9.67	10.0	-3.3	50.0
Bis(2-ethylhexyl) phthalate	Ave	0.7281	0.7451		10.2	10.0	2.3	50.0
4,4'-Methylene bis(2-chloroaniline)	Ave	0.2142	0.2149		10.0	10.0	0.4	50.0
3,3'-Dichlorobenzidine	Ave	0.4177	0.4199		10.1	10.0	0.5	50.0

FORM VII
GC/MS SEMI VOA CONTINUING CALIBRATION DATA

Lab Name: TestAmerica North Canton Job No.: 240-321-1

SDG No.:

Lab Sample ID: ICV 240-3853/13 Calibration Date: 06/07/2011 17:14

Instrument ID: A4HP7 Calib Start Date: 06/07/2011 13:47

GC Column: RXI-5SILMS ID: 0.45(mm) Calib End Date: 06/07/2011 16:18

Lab File ID: 0607013.D Conc. Units: ng/uL

ANALYTE	CURVE TYPE	AVE RRF	RRF	MIN RRF	CALC AMOUNT	SPIKE AMOUNT	%D	MAX %D
Benzo[a]anthracene	Ave	1.100	1.072		9.75	10.0	-2.5	50.0
Chrysene	Ave	1.081	1.027		9.50	10.0	-5.0	50.0
Di-n-octyl phthalate	Ave	1.366	1.426		10.4	10.0	4.4	20.0
Benzo[b]fluoranthene	Ave	1.217	1.160		9.54	10.0	-4.6	50.0
Benzo[k]fluoranthene	Ave	1.320	1.334		10.1	10.0	1.1	50.0
Benzo[a]pyrene	Ave	1.155	1.144		9.91	10.0	-0.9	20.0
Indeno[1,2,3-cd]pyrene	Ave	1.276	1.270		9.96	10.0	-0.4	50.0
Dibenz(a,h)anthracene	Ave	1.072	1.072		10.0	10.0	-0.0	50.0
Benzo[g,h,i]perylene	Ave	1.050	1.051		10.0	10.0	0.0	50.0
2-Fluorophenol (Surr)	Ave	1.235	1.219		9.87	10.0	-1.3	50.0
Phenol-d5 (Surr)	Ave	1.645	1.619		9.84	10.0	-1.6	50.0
Nitrobenzene-d5 (Surr)	Ave	0.3889	0.3751		9.64	10.0	-3.5	50.0
2-Fluorobiphenyl (Surr)	Ave	1.273	1.201		9.43	10.0	-5.7	50.0
2,4,6-Tribromophenol (Surr)	Ave	0.1456	0.1481		10.2	10.0	1.7	50.0
Terphenyl-d14 (Surr)	Ave	0.6923	0.6726		9.71	10.0	-2.9	50.0

FORM V
GC/MS SEMI VOA INSTRUMENT PERFORMANCE CHECK
DECAFLUOROTRIPHENYLPHOSPHINE (DFTPP)

Lab Name: TestAmerica North Canton Job No.: 240-321-1

SDG No.:

Lab File ID: 0615001.D DFTPP Injection Date: 06/15/2011

Instrument ID: A4HP7 DFTPP Injection Time: 08:27

Analysis Batch No.: 4800

M/E	ION ABUNDANCE CRITERIA	% RELATIVE ABUNDANCE	
51	30.0- 80.0% of mass 198	49.3	
68	Less than 2.0% of mass 69	0.8	(1.9)1
69	Mass 69 relative abundance	39.3	
70	Less than 2.0% of mass 69	0.2	(0.5)1
127	25.0 - 75.0% of mass 198	50.0	
197	Less than 1.0% of mass 198	0.6	
198	Base Peak, 100% relative abundance	100.0	
199	5.0 to 9.0% of mass 198	6.9	
275	10.0- 30.0% of mass 198	24.3	
365	Greater than 0.75% of mass 198	2.3	
441	Present, but less than mass 443	10.1	
442	40.0 - 110.0% of mass 198	70.5	
443	15.0 - 24.0% of mass 442	13.5	(19.2)2

1-Value is % mass 69 2-Value is % mass 442

THIS CHECK APPLIES TO THE FOLLOWING SAMPLES, MS, MSD, BLANKS AND STANDARDS:

CLIENT SAMPLE ID	LAB SAMPLE ID	LAB FILE ID	DATE ANALYZED	TIME ANALYZED
	CCV 240-4800/2	0615002.D	06/15/2011	08:45
	CCV 240-4800/3	0615003.D	06/15/2011	09:04
	MB 240-2870/1-A	0615004.D	06/15/2011	09:22
	LCS 240-2870/2-A	0615005.D	06/15/2011	09:41
MW-5	240-475-3	0615027.D	06/15/2011	16:10
DMW-8I	240-410-1	0615029.D	06/15/2011	16:47

FORM VII
GC/MS SEMI VOA CONTINUING CALIBRATION DATA

Lab Name: TestAmerica North Canton Job No.: 240-321-1

SDG No.:

Lab Sample ID: CCV 240-4800/2 Calibration Date: 06/15/2011 08:45

Instrument ID: A4HP7 Calib Start Date: 06/07/2011 13:47

GC Column: RXI-5SILMS ID: 0.45(mm) Calib End Date: 06/07/2011 16:18

Lab File ID: 0615002.D Conc. Units: ng/uL

ANALYTE	CURVE TYPE	AVE RRF	RRF	MIN RRF	CALC AMOUNT	SPIKE AMOUNT	%D	MAX %D
1,4-Dioxane	Ave	0.5316	0.4983		9.37	10.0	-6.3	50.0
N-Nitrosodimethylamine	Ave	0.9035	0.8764		9.70	10.0	-3.0	50.0
Pyridine	Ave	1.465	1.464		10.0	10.0	-0.0	50.0
Ethyl methacrylate	Ave	1.191	1.171		9.84	10.0	-1.6	50.0
3-Chloropropionitrile	Ave	1.132	1.049		9.27	10.0	-7.3	50.0
Malononitrile	Ave	1.806	1.744		9.66	10.0	-3.4	50.0
Benzaldehyde	Ave	1.041	0.8427		8.09	10.0	-19.1	50.0
Phenol	Ave	1.765	1.757		9.95	10.0	-0.5	20.0
Aniline	Ave	2.264	2.194		9.69	10.0	-3.1	50.0
Bis(2-chloroethyl)ether	Ave	1.441	1.488		10.3	10.0	3.2	50.0
2-Chlorophenol	Ave	1.416	1.409		9.95	10.0	-0.5	50.0
1,3-Dichlorobenzene	Ave	1.457	1.450		9.95	10.0	-0.5	50.0
1,4-Dichlorobenzene	Ave	1.517	1.498		9.88	10.0	-1.2	50.0
Benzyl alcohol	Ave	0.9043	0.9281		10.3	10.0	2.6	50.0
1,2-Dichlorobenzene	Ave	1.395	1.382		9.91	10.0	-0.9	50.0
2-Methylphenol	Ave	1.304	1.318		10.1	10.0	1.1	50.0
2,2'-oxybis[1-chloropropane]	Ave	3.060	2.780		9.08	10.0	-9.2	50.0
3 & 4 Methylphenol	Ave	1.370	1.358		9.91	10.0	-0.9	50.0
N-Nitrosodi-n-propylamine	Ave	1.065	1.048	0.0500	9.84	10.0	-1.6	50.0
Acetophenone	Ave	1.887	1.867		9.89	10.0	-1.1	50.0
Hexachloroethane	Ave	0.5561	0.5480		9.85	10.0	-1.5	50.0
Nitrobenzene	Ave	0.3652	0.3555		9.73	10.0	-2.7	50.0
Isophorone	Ave	0.6841	0.6818		9.97	10.0	-0.3	50.0
2-Nitrophenol	Ave	0.1937	0.2005		10.3	10.0	3.5	20.0
2,4-Dimethylphenol	Ave	0.3588	0.3546		9.88	10.0	-1.2	50.0
1,3,5-Trichlorobenzene	Ave	0.3043	0.2990		9.83	10.0	-1.7	50.0
Bis(2-chloroethoxy)methane	Ave	0.4013	0.3925		9.78	10.0	-2.2	50.0
Benzoic acid	Qua		0.1522		12.0	20.0	-40.0	50.0
2,4-Dichlorophenol	Ave	0.2677	0.2783		10.4	10.0	3.9	20.0
1,2,4-Trichlorobenzene	Ave	0.3009	0.3035		10.1	10.0	0.9	50.0
Naphthalene	Ave	1.053	1.029		9.77	10.0	-2.3	50.0
4-Chloroaniline	Ave	0.4592	0.4418		9.62	10.0	-3.8	50.0
Hexachlorobutadiene	Ave	0.1567	0.1581		10.1	10.0	0.8	20.0
1,2,3-Trichlorobenzene	Ave	0.2829	0.2807		9.92	10.0	-0.8	50.0
Caprolactam	Ave	0.1149	0.1187		10.3	10.0	3.3	50.0
4-Chloro-3-methylphenol	Ave	0.3123	0.3149		10.1	10.0	0.8	20.0
2-Methylnaphthalene	Ave	0.5889	0.5752		9.77	10.0	-2.3	50.0
1-Methylnaphthalene	Ave	0.6715	0.6558		9.77	10.0	-2.3	50.0
1,2,3,5-Tetrachlorobenzene	Ave	0.5078	0.4974		9.79	10.0	-2.1	50.0
Hexachlorocyclopentadiene	Ave	0.3387	0.3309	0.0500	9.77	10.0	-2.3	50.0
2,4,6-Trichlorophenol	Ave	0.3508	0.3512		10.0	10.0	0.1	20.0

FORM VII
GC/MS SEMI VOA CONTINUING CALIBRATION DATA

Lab Name: TestAmerica North Canton Job No.: 240-321-1

SDG No.:

Lab Sample ID: CCV 240-4800/2 Calibration Date: 06/15/2011 08:45

Instrument ID: A4HP7 Calib Start Date: 06/07/2011 13:47

GC Column: RXI-5SILMS ID: 0.45(mm) Calib End Date: 06/07/2011 16:18

Lab File ID: 0615002.D Conc. Units: ng/uL

ANALYTE	CURVE TYPE	AVE RRF	RRF	MIN RRF	CALC AMOUNT	SPIKE AMOUNT	%D	MAX %D
2,4,5-Trichlorophenol	Ave	0.3814	0.3868		10.1	10.0	1.4	50.0
2,4-Toluene diamine	Qua		0.1593		6.29	10.0	-37.1	50.0
1,1'-Biphenyl	Ave	1.487	1.442		9.70	10.0	-3.0	50.0
1,2,3,4 -Tetrachlorobenzene	Ave	0.4837	0.4700		9.72	10.0	-2.8	50.0
2-Chloronaphthalene	Ave	1.111	1.073		9.66	10.0	-3.4	50.0
2-Nitroaniline	Ave	0.3946	0.3895		9.87	10.0	-1.3	50.0
Dimethyl phthalate	Ave	1.269	1.256		9.89	10.0	-1.1	50.0
2,6-Dinitrotoluene	Ave	0.2772	0.2943		10.6	10.0	6.2	50.0
1,2-Dinitrobenzene	Ave	0.1441	0.1516		10.5	10.0	5.2	50.0
Acenaphthylene	Ave	1.823	1.817		9.97	10.0	-0.3	50.0
3-Nitroaniline	Ave	0.3474	0.3541		10.2	10.0	1.9	50.0
Acenaphthene	Ave	1.159	1.115		9.62	10.0	-3.8	20.0
2,4-Dinitrophenol	Qua		0.2262	0.0500	18.9	20.0	-5.5	50.0
4-Nitrophenol	Ave	0.1662	0.1687	0.0500	10.1	10.0	1.5	50.0
2,4-Dinitrotoluene	Ave	0.3804	0.3999		10.5	10.0	5.1	50.0
Dibenzofuran	Ave	1.588	1.561		9.83	10.0	-1.7	50.0
2,3,5,6-Tetrachlorophenol	Ave	0.3080	0.2994		9.72	10.0	-2.8	50.0
Diethyl phthalate	Ave	1.287	1.294		10.1	10.0	0.5	50.0
4-Chlorophenyl phenyl ether	Ave	0.6086	0.6139		10.1	10.0	0.9	50.0
4-Nitroaniline	Ave	0.3671	0.3746		10.2	10.0	2.0	50.0
Fluorene	Ave	1.330	1.294		9.73	10.0	-2.7	50.0
4,6-Dinitro-2-methylphenol	Qua		0.1413		9.43	10.0	-5.7	50.0
N-Nitrosodiphenylamine	Ave	0.5604	0.5595		9.98	10.0	-0.2	20.0
Azobenzene	Ave	0.8044	0.7690		9.56	10.0	-4.4	50.0
4-Bromophenyl phenyl ether	Ave	0.1966	0.1993		10.1	10.0	1.4	50.0
Hexachlorobenzene	Ave	0.1948	0.1957		10.0	10.0	0.5	50.0
Atrazine	Ave	0.1943	0.1952		10.0	10.0	0.4	50.0
Pentachlorophenol	Ave	0.1395	0.1201		17.2	20.0	-13.9	20.0
Phenanthrene	Ave	1.129	1.098		9.72	10.0	-2.8	50.0
Anthracene	Ave	1.114	1.123		10.1	10.0	0.8	50.0
Carbazole	Ave	1.039	1.036		9.97	10.0	-0.3	50.0
Di-n-butyl phthalate	Ave	1.227	1.299		10.6	10.0	5.9	50.0
Fluoranthene	Ave	1.126	1.147		10.2	10.0	1.8	20.0
Benzidine	Ave	0.6792	0.7202		10.6	10.0	6.0	50.0
Pyrene	Ave	1.128	1.126		9.98	10.0	-0.2	50.0
Butyl benzyl phthalate	Ave	0.5156	0.5353		10.4	10.0	3.8	50.0
3,3'-Dimethoxybenzidine	Ave	0.2487	0.2914		11.7	10.0	17.2	50.0
Bis(2-ethylhexyl) phthalate	Ave	0.7281	0.7657		10.5	10.0	5.2	50.0
4,4'-Methylene bis(2-chloroaniline)	Ave	0.2142	0.2208		10.3	10.0	3.1	50.0
3,3'-Dichlorobenzidine	Ave	0.4177	0.4266		10.2	10.0	2.1	50.0

FORM VII
GC/MS SEMI VOA CONTINUING CALIBRATION DATA

Lab Name: TestAmerica North Canton Job No.: 240-321-1

SDG No.:

Lab Sample ID: CCV 240-4800/2 Calibration Date: 06/15/2011 08:45

Instrument ID: A4HP7 Calib Start Date: 06/07/2011 13:47

GC Column: RXI-5SILMS ID: 0.45(mm) Calib End Date: 06/07/2011 16:18

Lab File ID: 0615002.D Conc. Units: ng/uL

ANALYTE	CURVE TYPE	AVE RRF	RRF	MIN RRF	CALC AMOUNT	SPIKE AMOUNT	%D	MAX %D
Benzo[a]anthracene	Ave	1.100	1.082		9.84	10.0	-1.6	50.0
Chrysene	Ave	1.081	1.056		9.77	10.0	-2.3	50.0
Di-n-octyl phthalate	Ave	1.366	1.467		10.7	10.0	7.4	20.0
Benzo[b]fluoranthene	Ave	1.217	1.191		9.79	10.0	-2.1	50.0
Benzo[k]fluoranthene	Ave	1.320	1.275		9.66	10.0	-3.4	50.0
Benzo[a]pyrene	Ave	1.155	1.148		9.94	10.0	-0.6	20.0
Indeno[1,2,3-cd]pyrene	Ave	1.276	1.316		10.3	10.0	3.2	50.0
Dibenz(a,h)anthracene	Ave	1.072	1.101		10.3	10.0	2.7	50.0
Benzo[g,h,i]perylene	Ave	1.050	1.094		10.4	10.0	4.2	50.0
2-Fluorophenol (Surr)	Ave	1.235	1.234		10.0	10.0	-0.0	50.0
Phenol-d5 (Surr)	Ave	1.645	1.652		10.0	10.0	0.4	50.0
Nitrobenzene-d5 (Surr)	Ave	0.3889	0.3546		9.12	10.0	-8.8	50.0
2-Fluorobiphenyl (Surr)	Ave	1.273	1.229		9.65	10.0	-3.5	50.0
2,4,6-Tribromophenol (Surr)	Ave	0.1456	0.1537		10.6	10.0	5.6	50.0
Terphenyl-d14 (Surr)	Ave	0.6923	0.6948		10.0	10.0	0.4	50.0

FORM V
GC/MS SEMI VOA INSTRUMENT PERFORMANCE CHECK
DECAFLUOROTRIPHENYLPHOSPHINE (DFTPP)

Lab Name: TestAmerica North Canton Job No.: 240-321-1

SDG No.:

Lab File ID: 0616001.D DFTPP Injection Date: 06/16/2011

Instrument ID: A4HP7 DFTPP Injection Time: 09:50

Analysis Batch No.: 4981

M/E	ION ABUNDANCE CRITERIA	% RELATIVE ABUNDANCE	
51	30.0- 80.0% of mass 198	54.0	
68	Less than 2.0% of mass 69	0.8	(1.9)1
69	Mass 69 relative abundance	40.9	
70	Less than 2.0% of mass 69	0.3	(0.6)1
127	25.0 - 75.0% of mass 198	50.6	
197	Less than 1.0% of mass 198	0.4	
198	Base Peak, 100% relative abundance	100.0	
199	5.0 to 9.0% of mass 198	6.5	
275	10.0- 30.0% of mass 198	25.0	
365	Greater than 0.75% of mass 198	2.4	
441	Present, but less than mass 443	10.4	
442	40.0 - 110.0% of mass 198	72.4	
443	15.0 - 24.0% of mass 442	14.2	(19.5)2

1-Value is % mass 69 2-Value is % mass 442

THIS CHECK APPLIES TO THE FOLLOWING SAMPLES, MS, MSD, BLANKS AND STANDARDS:

CLIENT SAMPLE ID	LAB SAMPLE ID	LAB FILE ID	DATE ANALYZED	TIME ANALYZED
	CCV 240-4981/2	0616002.D	06/16/2011	10:09
	CCV 240-4981/3	0616003.D	06/16/2011	10:27
DMW-8D	240-475-1	0616010.D	06/16/2011	13:10

FORM VII
GC/MS SEMI VOA CONTINUING CALIBRATION DATA

Lab Name: TestAmerica North Canton Job No.: 240-321-1

SDG No.:

Lab Sample ID: CCV 240-4981/2 Calibration Date: 06/16/2011 10:09

Instrument ID: A4HP7 Calib Start Date: 06/07/2011 13:47

GC Column: RXI-5SILMS ID: 0.45(mm) Calib End Date: 06/07/2011 16:18

Lab File ID: 0616002.D Conc. Units: ng/uL

ANALYTE	CURVE TYPE	AVE RRF	RRF	MIN RRF	CALC AMOUNT	SPIKE AMOUNT	%D	MAX %D
1,4-Dioxane	Ave	0.5316	0.4878		9.18	10.0	-8.2	50.0
N-Nitrosodimethylamine	Ave	0.9035	0.9336		10.3	10.0	3.3	50.0
Pyridine	Ave	1.465	1.573		10.7	10.0	7.4	50.0
Ethyl methacrylate	Ave	1.191	1.280		10.7	10.0	7.5	50.0
3-Chloropropionitrile	Ave	1.132	1.246		11.0	10.0	10.0	50.0
Malononitrile	Ave	1.806	1.971		10.9	10.0	9.2	50.0
Benzaldehyde	Ave	1.041	1.183		11.4	10.0	13.6	50.0
Phenol	Ave	1.765	1.870		10.6	10.0	6.0	20.0
Aniline	Ave	2.264	2.298		10.1	10.0	1.5	50.0
Bis(2-chloroethyl)ether	Ave	1.441	1.699		11.8	10.0	17.9	50.0
2-Chlorophenol	Ave	1.416	1.470		10.4	10.0	3.8	50.0
1,3-Dichlorobenzene	Ave	1.457	1.531		10.5	10.0	5.1	50.0
1,4-Dichlorobenzene	Ave	1.517	1.607		10.6	10.0	5.9	50.0
Benzyl alcohol	Ave	0.9043	0.8368		9.25	10.0	-7.5	50.0
1,2-Dichlorobenzene	Ave	1.395	1.479		10.6	10.0	6.0	50.0
2-Methylphenol	Ave	1.304	1.530		11.7	10.0	17.3	50.0
2,2'-oxybis[1-chloropropane]	Ave	3.060	3.487		11.4	10.0	13.9	50.0
3 & 4 Methylphenol	Ave	1.370	1.452		10.6	10.0	6.0	50.0
N-Nitrosodi-n-propylamine	Ave	1.065	1.152	0.0500	10.8	10.0	8.1	50.0
Acetophenone	Ave	1.887	2.038		10.8	10.0	8.0	50.0
Hexachloroethane	Ave	0.5561	0.5904		10.6	10.0	6.2	50.0
Nitrobenzene	Ave	0.3652	0.4059		11.1	10.0	11.1	50.0
Isophorone	Ave	0.6841	0.7461		10.9	10.0	9.1	50.0
2-Nitrophenol	Ave	0.1937	0.2072		10.7	10.0	7.0	20.0
2,4-Dimethylphenol	Ave	0.3588	0.3908		10.9	10.0	8.9	50.0
1,3,5-Trichlorobenzene	Ave	0.3043	0.3237		10.6	10.0	6.4	50.0
Bis(2-chloroethoxy)methane	Ave	0.4013	0.4318		10.8	10.0	7.6	50.0
Benzoic acid	Qua		0.1976		15.1	20.0	-24.5	50.0
2,4-Dichlorophenol	Ave	0.2677	0.2875		10.7	10.0	7.4	20.0
1,2,4-Trichlorobenzene	Ave	0.3009	0.3172		10.5	10.0	5.4	50.0
Naphthalene	Ave	1.053	1.095		10.4	10.0	3.9	50.0
4-Chloroaniline	Ave	0.4592	0.4701		10.2	10.0	2.4	50.0
Hexachlorobutadiene	Ave	0.1567	0.1727		11.0	10.0	10.2	20.0
1,2,3-Trichlorobenzene	Ave	0.2829	0.2947		10.4	10.0	4.2	50.0
Caprolactam	Ave	0.1149	0.1178		10.3	10.0	2.5	50.0
4-Chloro-3-methylphenol	Ave	0.3123	0.3275		10.5	10.0	4.9	20.0
2-Methylnaphthalene	Ave	0.5889	0.6047		10.3	10.0	2.7	50.0
1-Methylnaphthalene	Ave	0.6715	0.6761		10.1	10.0	0.7	50.0
1,2,3,5-Tetrachlorobenzene	Ave	0.5078	0.5337		10.5	10.0	5.1	50.0
Hexachlorocyclopentadiene	Ave	0.3387	0.3562	0.0500	10.5	10.0	5.2	50.0
2,4,6-Trichlorophenol	Ave	0.3508	0.3617		10.3	10.0	3.1	20.0

FORM VII
GC/MS SEMI VOA CONTINUING CALIBRATION DATA

Lab Name: TestAmerica North Canton Job No.: 240-321-1

SDG No.:

Lab Sample ID: CCV 240-4981/2 Calibration Date: 06/16/2011 10:09

Instrument ID: A4HP7 Calib Start Date: 06/07/2011 13:47

GC Column: RXI-5SILMS ID: 0.45(mm) Calib End Date: 06/07/2011 16:18

Lab File ID: 0616002.D Conc. Units: ng/uL

ANALYTE	CURVE TYPE	AVE RRF	RRF	MIN RRF	CALC AMOUNT	SPIKE AMOUNT	%D	MAX %D
2,4,5-Trichlorophenol	Ave	0.3814	0.3952		10.4	10.0	3.6	50.0
2,4-Toluene diamine	Qua		0.2327		9.77	10.0	-2.3	50.0
1,1'-Biphenyl	Ave	1.487	1.555		10.5	10.0	4.6	50.0
1,2,3,4 -Tetrachlorobenzene	Ave	0.4837	0.5109		10.6	10.0	5.6	50.0
2-Chloronaphthalene	Ave	1.111	1.147		10.3	10.0	3.3	50.0
2-Nitroaniline	Ave	0.3946	0.4382		11.1	10.0	11.0	50.0
Dimethyl phthalate	Ave	1.269	1.310		10.3	10.0	3.2	50.0
2,6-Dinitrotoluene	Ave	0.2772	0.3022		10.9	10.0	9.0	50.0
1,2-Dinitrobenzene	Ave	0.1441	0.1521		10.6	10.0	5.6	50.0
Acenaphthylene	Ave	1.823	1.930		10.6	10.0	5.8	50.0
3-Nitroaniline	Ave	0.3474	0.3572		10.3	10.0	2.8	50.0
2,4-Dinitrophenol	Qua		0.2030	0.0500	17.1	20.0	-14.5	50.0
Acenaphthene	Ave	1.159	1.185		10.2	10.0	2.2	20.0
4-Nitrophenol	Ave	0.1662	0.1926	0.0500	11.6	10.0	15.8	50.0
2,4-Dinitrotoluene	Ave	0.3804	0.4079		10.7	10.0	7.2	50.0
Dibenzofuran	Ave	1.588	1.624		10.2	10.0	2.3	50.0
2,3,5,6-Tetrachlorophenol	Ave	0.3080	0.2791		9.06	10.0	-9.4	50.0
Diethyl phthalate	Ave	1.287	1.343		10.4	10.0	4.3	50.0
4-Chlorophenyl phenyl ether	Ave	0.6086	0.6213		10.2	10.0	2.1	50.0
4-Nitroaniline	Ave	0.3671	0.3952		10.8	10.0	7.7	50.0
Fluorene	Ave	1.330	1.336		10.0	10.0	0.5	50.0
4,6-Dinitro-2-methylphenol	Qua		0.1367		9.14	10.0	-8.6	50.0
N-Nitrosodiphenylamine	Ave	0.5604	0.5850		10.4	10.0	4.4	20.0
Azobenzene	Ave	0.8044	0.8891		11.1	10.0	10.5	50.0
4-Bromophenyl phenyl ether	Ave	0.1966	0.2057		10.5	10.0	4.6	50.0
Hexachlorobenzene	Ave	0.1948	0.2020		10.4	10.0	3.7	50.0
Atrazine	Ave	0.1943	0.2128		10.9	10.0	9.5	50.0
Pentachlorophenol	Ave	0.1395	0.1229		17.6	20.0	-11.9	20.0
Phenanthrene	Ave	1.129	1.154		10.2	10.0	2.2	50.0
Anthracene	Ave	1.114	1.190		10.7	10.0	6.8	50.0
Carbazole	Ave	1.039	1.088		10.5	10.0	4.7	50.0
Di-n-butyl phthalate	Ave	1.227	1.402		11.4	10.0	14.2	50.0
Fluoranthene	Ave	1.126	1.198		10.6	10.0	6.4	20.0
Benzidine	Ave	0.6792	0.6666		9.81	10.0	-1.9	50.0
Pyrene	Ave	1.128	1.080		9.57	10.0	-4.3	50.0
Butyl benzyl phthalate	Ave	0.5156	0.5480		10.6	10.0	6.3	50.0
3,3'-Dimethoxybenzidine	Ave	0.2487	0.2243		9.02	10.0	-9.8	50.0
Bis(2-ethylhexyl) phthalate	Ave	0.7281	0.7934		10.9	10.0	9.0	50.0
4,4'-Methylene bis(2-chloroaniline)	Ave	0.2142	0.2258		10.5	10.0	5.4	50.0
3,3'-Dichlorobenzidine	Ave	0.4177	0.4308		10.3	10.0	3.1	50.0

FORM VII
GC/MS SEMI VOA CONTINUING CALIBRATION DATA

Lab Name: TestAmerica North Canton Job No.: 240-321-1

SDG No.:

Lab Sample ID: CCV 240-4981/2 Calibration Date: 06/16/2011 10:09

Instrument ID: A4HP7 Calib Start Date: 06/07/2011 13:47

GC Column: RXI-5SILMS ID: 0.45(mm) Calib End Date: 06/07/2011 16:18

Lab File ID: 0616002.D Conc. Units: ng/uL

ANALYTE	CURVE TYPE	AVE RRF	RRF	MIN RRF	CALC AMOUNT	SPIKE AMOUNT	%D	MAX %D
Benzo[a]anthracene	Ave	1.100	1.117		10.2	10.0	1.5	50.0
Chrysene	Ave	1.081	1.078		9.97	10.0	-0.3	50.0
Di-n-octyl phthalate	Ave	1.366	1.563		11.4	10.0	14.5	20.0
Benzo[b]fluoranthene	Ave	1.217	1.244		10.2	10.0	2.3	50.0
Benzo[k]fluoranthene	Ave	1.320	1.414		10.7	10.0	7.1	50.0
Benzo[a]pyrene	Ave	1.155	1.207		10.4	10.0	4.5	20.0
Indeno[1,2,3-cd]pyrene	Ave	1.276	1.402		11.0	10.0	9.9	50.0
Dibenz(a,h)anthracene	Ave	1.072	1.189		11.1	10.0	11.0	50.0
Benzo[g,h,i]perylene	Ave	1.050	1.157		11.0	10.0	10.1	50.0
2-Fluorophenol (Surr)	Ave	1.235	1.283		10.4	10.0	3.9	50.0
Phenol-d5 (Surr)	Ave	1.645	1.738		10.6	10.0	5.6	50.0
Nitrobenzene-d5 (Surr)	Ave	0.3889	0.4028		10.4	10.0	3.6	50.0
2-Fluorobiphenyl (Surr)	Ave	1.273	1.278		10.0	10.0	0.4	50.0
2,4,6-Tribromophenol (Surr)	Ave	0.1456	0.1539		10.6	10.0	5.7	50.0
Terphenyl-d14 (Surr)	Ave	0.6923	0.6853		9.90	10.0	-1.0	50.0

FORM IV
GC/MS SEMI VOA METHOD BLANK SUMMARY

Lab Name: TestAmerica North Canton Job No.: 240-321-1

SDG No.:

Lab File ID: 0603004.D Lab Sample ID: MB 240-2359/1-A

Matrix: Water Date Extracted: 05/23/2011 11:13

Instrument ID: A4HP7 Date Analyzed: 06/03/2011 10:42

Level:(Low/Med) Low

THIS METHOD BLANK APPLIES TO THE FOLLOWING SAMPLES:

CLIENT SAMPLE ID	LAB SAMPLE ID	LAB FILE ID	DATE ANALYZED
DMW14I-051911	240-321-2	0603022.D	06/03/2011 16:17
DMW14D-051911	240-321-3	0603023.D	06/03/2011 16:35
DMW17I-051911	240-321-4	0603024.D	06/03/2011 16:54
DMW8S-051911	240-321-5	0603025.D	06/03/2011 17:13
	LCS 240-2359/2-A	0606005.D	06/06/2011 10:06

FORM I
GC/MS SEMI VOA ORGANICS ANALYSIS DATA SHEET

Lab Name: TestAmerica North Canton | Job No.: 240-321-1

SDG No.:

Client Sample ID: | Lab Sample ID: MB 240-2359/1-A

Matrix: Water | Lab File ID: 0603004.D

Analysis Method: 8270C | Date Collected:

Extract. Method: 3520C | Date Extracted: 05/23/2011 11:13

Sample wt/vol: 1000(mL) | Date Analyzed: 06/03/2011 10:42

Con. Extract Vol.: 2.00(mL) | Dilution Factor: 1

Injection Volume: 1(uL) | Level: (low/med) Low

% Moisture: | GPC Cleanup:(Y/N) N

Analysis Batch No.: 3489 | Units: ug/L

CAS NO.	COMPOUND NAME	RESULT	Q	RL	MDL
123-91-1	1,4-Dioxane	1.0	U	1.0	0.49

CAS NO.	SURROGATE	%REC	Q	LIMITS
321-60-8	2-Fluorobiphenyl (Surr)	51		28-110
367-12-4	2-Fluorophenol (Surr)	51		10-110
118-79-6	2,4,6-Tribromophenol (Surr)	62		22-120
4165-60-0	Nitrobenzene-d5 (Surr)	47		27-111
4165-62-2	Phenol-d5 (Surr)	53		10-110
1718-51-0	Terphenyl-d14 (Surr)	59		37-119

FORM IV
GC/MS SEMI VOA METHOD BLANK SUMMARY

Lab Name: TestAmerica North Canton Job No.: 240-321-1

SDG No.:

Lab File ID: 0615004.D Lab Sample ID: MB 240-2870/1-A

Matrix: Water Date Extracted: 05/27/2011 12:10

Instrument ID: A4HP7 Date Analyzed: 06/15/2011 09:22

Level:(Low/Med) Low

THIS METHOD BLANK APPLIES TO THE FOLLOWING SAMPLES:

CLIENT SAMPLE ID	LAB SAMPLE ID	LAB FILE ID	DATE ANALYZED
	LCS 240-2870/2-A	0615005.D	06/15/2011 09:41
MW-5	240-475-3	0615027.D	06/15/2011 16:10
DMW-8I	240-410-1	0615029.D	06/15/2011 16:47
DMW-8D	240-475-1	0616010.D	06/16/2011 13:10

FORM I
GC/MS SEMI VOA ORGANICS ANALYSIS DATA SHEET

Lab Name: TestAmerica North Canton	Job No.: 240-321-1
SDG No.:	
Client Sample ID:	Lab Sample ID: MB 240-2870/1-A
Matrix: Water	Lab File ID: 0615004.D
Analysis Method: 8270C	Date Collected:
Extract. Method: 3520C	Date Extracted: 05/27/2011 12:10
Sample wt/vol: 1000(mL)	Date Analyzed: 06/15/2011 09:22
Con. Extract Vol.: 2.00(mL)	Dilution Factor: 1
Injection Volume: 1(uL)	Level: (low/med) Low
% Moisture:	GPC Cleanup:(Y/N) N
Analysis Batch No.: 4800	Units: ug/L

CAS NO.	COMPOUND NAME	RESULT	Q	RL	MDL
123-91-1	1,4-Dioxane	1.0	U	1.0	0.49

CAS NO.	SURROGATE	%REC	Q	LIMITS
321-60-8	2-Fluorobiphenyl (Surr)	59		28-110
367-12-4	2-Fluorophenol (Surr)	61		10-110
118-79-6	2,4,6-Tribromophenol (Surr)	62		22-120
4165-60-0	Nitrobenzene-d5 (Surr)	58		27-111
4165-62-2	Phenol-d5 (Surr)	63		10-110
1718-51-0	Terphenyl-d14 (Surr)	70		37-119

FORM II
GC/MS SEMI VOA SURROGATE RECOVERY

Lab Name: TestAmerica North Canton Job No.: 240-321-1

SDG No.:

Matrix: Water Level: Low

GC Column (1): RXI-5SILMS ID: 0.45 (mm)

Client Sample ID	Lab Sample ID	2FP	#	PHL	#	NBZ	#	FBP	#	TBP	#	TPH	#
DMW14I-051911	240-321-2	39		42		40		44		61		51	
DMW14D-051911	240-321-3	45		47		46		50		58		63	
DMW17I-051911	240-321-4	51		52		47		50		64		62	
DMW8S-051911	240-321-5	52		53		48		51		66		58	
DMW-8I	240-410-1	56		60		58		57		66		72	
DMW-8D	240-475-1	46		52		55		54		50		71	
MW-5	240-475-3	52		57		51		48		67		66	
	MB 240-2359/1-A	51		53		47		51		62		59	
	MB 240-2870/1-A	61		63		58		59		62		70	
	LCS 240-2359/2-A	69		73		65		67		85		74	
	LCS 240-2870/2-A	60		62		57		56		68		76	

	QC LIMITS
2FP = 2-Fluorophenol (Surr)	10-110
PHL = Phenol-d5 (Surr)	10-110
NBZ = Nitrobenzene-d5 (Surr)	27-111
FBP = 2-Fluorobiphenyl (Surr)	28-110
TBP = 2,4,6-Tribromophenol (Surr)	22-120
TPH = Terphenyl-d14 (Surr)	37-119

Column to be used to flag recovery values

FORM II 8270C

FORM III
GC/MS SEMI VOA LAB CONTROL SAMPLE RECOVERY

Lab Name: TestAmerica North Canton Job No.: 240-321-1

SDG No.:

Matrix: Water Level: Low Lab File ID: 0606005.D

Lab ID: LCS 240-2359/2-A Client ID:

COMPOUND	SPIKE ADDED (ug/L)	LCS CONCENTRATION (ug/L)	LCS % REC	QC LIMITS REC	#
1,4-Dioxane	20.0	10.4	52	10-110	

Column to be used to flag recovery and RPD values

FORM III 8270C

FORM III
GC/MS SEMI VOA LAB CONTROL SAMPLE RECOVERY

Lab Name: TestAmerica North Canton Job No.: 240-321-1

SDG No.:

Matrix: Water Level: Low Lab File ID: 0615005.D

Lab ID: LCS 240-2870/2-A Client ID:

COMPOUND	SPIKE ADDED (ug/L)	LCS CONCENTRATION (ug/L)	LCS % REC	QC LIMITS REC	#
1,4-Dioxane	20.0	10.4	52	10-110	

Column to be used to flag recovery and RPD values

FORM III 8270C

FORM VIII
GC/MS SEMI VOA INTERNAL STANDARD AREA AND RETENTION TIME SUMMARY

Lab Name: TestAmerica North Canton Job No.: 240-321-1

SDG No.:

Sample No.: STD6 240-2802/10 Date Analyzed: 05/27/2011 11:50

Instrument ID: A4HP7 GC Column: RXI-5SILMS ID: 0.45(mm)

Lab File ID (Standard): 0527010.D Heated Purge: (Y/N) N

Calibration ID: 1196

		DCB		NPT		ANT	
		AREA #	RT #	AREA #	RT #	AREA #	RT #
INITIAL CALIBRATION MID-POINT		390529	3.52	1605292	4.41	908448	5.68
UPPER LIMIT		781058	4.02	3210584	4.91	1816896	6.18
LOWER LIMIT		195265	3.02	802646	3.91	454224	5.18
LAB SAMPLE ID	CLIENT SAMPLE ID						
ICV 240-2802/12		365644	3.52	1578334	4.41	942629	5.68
CCV 240-3489/2 CCVIS		247663	3.33	972156	4.21	550279	5.48
CCV 240-3662/2 CCVIS		264218	3.29	1077731	4.17	618654	5.43
LCS 240-2359/2-A		242505	3.29	1015478	4.17	622520	5.43

DCB = 1,4-Dichlorobenzene-d4
NPT = Naphthalene-d8
ANT = Acenaphthene-d10

Area Limit = 50%-200% of internal standard area
RT Limit = ± 0.5 minutes of internal standard RT

Column used to flag values outside QC limits

FORM VIII 8270C

FORM VIII
GC/MS SEMI VOA INTERNAL STANDARD AREA AND RETENTION TIME SUMMARY

Lab Name: TestAmerica North Canton Job No.: 240-321-1

SDG No.:

Sample No.: STD6 240-2802/10 Date Analyzed: 05/27/2011 11:50

Instrument ID: A4HP7 GC Column: RXI-5SILMS ID: 0.45(mm)

Lab File ID (Standard): 0527010.D Heated Purge: (Y/N) N

Calibration ID: 1196

		PHN		CRY		PRY	
		AREA #	RT #	AREA #	RT #	AREA #	RT #
INITIAL CALIBRATION MID-POINT		1515939	6.76	1610444	8.73	1366651	10.14
UPPER LIMIT		3031878	7.26	3220888	9.23	2733302	10.64
LOWER LIMIT		757970	6.26	805222	8.23	683326	9.64
LAB SAMPLE ID	CLIENT SAMPLE ID						
ICV 240-2802/12		1638567	6.76	1735598	8.73	1477730	10.13
CCV 240-3489/2 CCVIS		929454	6.55	1023308	8.51	887404	9.78
CCV 240-3662/2 CCVIS		1048447	6.50	1179466	8.45	996796	9.68
LCS 240-2359/2-A		1091124	6.50	1236903	8.45	1016226	9.68

PHN = Phenanthrene-d10
CRY = Chrysene-d12
PRY = Perylene-d12

Area Limit = 50%-200% of internal standard area
RT Limit = ± 0.5 minutes of internal standard RT

Column used to flag values outside QC limits

FORM VIII 8270C

FORM VIII
GC/MS SEMI VOA INTERNAL STANDARD AREA AND RETENTION TIME SUMMARY

Lab Name: TestAmerica North Canton Job No.: 240-321-1

SDG No.:

Sample No.: CCV 240-3489/2 Date Analyzed: 06/03/2011 09:27

Instrument ID: A4HP7 GC Column: RXI-5SILMS ID: 0.45(mm)

Lab File ID (Standard): 0603002.D Heated Purge: (Y/N) N

Calibration ID: 1196

		DCB		NPT		ANT	
		AREA #	RT #	AREA #	RT #	AREA #	RT #
12/24 HOUR STD		247663	3.33	972156	4.21	550279	5.48
UPPER LIMIT		495326	3.83	1944312	4.71	1100558	5.98
LOWER LIMIT		123832	2.83	486078	3.71	275140	4.98
LAB SAMPLE ID	CLIENT SAMPLE ID						
CCV 240-3489/3		241440	3.33	939845	4.22	546219	5.48
MB 240-2359/1-A		295969	3.33	1194684	4.21	688353	5.48
240-321-2	DMW14I-051911	316119	3.33	1293668	4.21	767574	5.47
240-321-3	DMW14D-051911	159545	3.32	680013	4.21	407099	5.48
240-321-4	DMW17I-051911	254470	3.33	1038550	4.21	622714	5.47
240-321-5	DMW8S-051911	285418	3.33	1172735	4.21	691785	5.48

DCB = 1,4-Dichlorobenzene-d4
NPT = Naphthalene-d8
ANT = Acenaphthene-d10

Area Limit = 50%-200% of internal standard area
RT Limit = ± 0.5 minutes of internal standard RT

Column used to flag values outside QC limits

FORM VIII 8270C

FORM VIII
GC/MS SEMI VOA INTERNAL STANDARD AREA AND RETENTION TIME SUMMARY

Lab Name: TestAmerica North Canton Job No.: 240-321-1

SDG No.:

Sample No.: CCV 240-3489/2 Date Analyzed: 06/03/2011 09:27

Instrument ID: A4HP7 GC Column: RXI-5SILMS ID: 0.45(mm)

Lab File ID (Standard): 0603002.D Heated Purge: (Y/N) N

Calibration ID: 1196

		PHN		CRY		PRY	
		AREA #	RT #	AREA #	RT #	AREA #	RT #
12/24 HOUR STD		929454	6.55	1023308	8.51	887404	9.78
UPPER LIMIT		1858908	7.05	2046616	9.01	1774808	10.28
LOWER LIMIT		464727	6.05	511654	8.01	443702	9.28
LAB SAMPLE ID	CLIENT SAMPLE ID						
CCV 240-3489/3		937655	6.56	1024058	8.54	874071	9.82
MB 240-2359/1-A		1186684	6.55	1317516	8.53	1108807	9.81
240-321-2	DMW14I-051911	1374368	6.55	1581870	8.50	1364128	9.77
240-321-3	DMW14D-051911	744507	6.55	807082	8.50	680880	9.77
240-321-4	DMW17I-051911	1103104	6.55	1217193	8.50	1033072	9.78
240-321-5	DMW8S-051911	1215970	6.55	1369515	8.51	1176721	9.79

PHN = Phenanthrene-d10
CRY = Chrysene-d12
PRY = Perylene-d12

Area Limit = 50%-200% of internal standard area
RT Limit = ± 0.5 minutes of internal standard RT

Column used to flag values outside QC limits

FORM VIII 8270C

FORM VIII
GC/MS SEMI VOA INTERNAL STANDARD AREA AND RETENTION TIME SUMMARY

Lab Name: TestAmerica North Canton Job No.: 240-321-1

SDG No.:

Sample No.: CCV 240-3662/2 Date Analyzed: 06/06/2011 08:45

Instrument ID: A4HP7 GC Column: RXI-5SILMS ID: 0.45(mm)

Lab File ID (Standard): 0606002.D Heated Purge: (Y/N) N

Calibration ID: 1196

		DCB		NPT		ANT	
		AREA #	RT #	AREA #	RT #	AREA #	RT #
12/24 HOUR STD		264218	3.29	1077731	4.17	618654	5.43
UPPER LIMIT		528436	3.79	2155462	4.67	1237308	5.93
LOWER LIMIT		132109	2.79	538866	3.67	309327	4.93
LAB SAMPLE ID	CLIENT SAMPLE ID						
LCS 240-2359/2-A		242505	3.29	1015478	4.17	622520	5.43

DCB = 1,4-Dichlorobenzene-d4
NPT = Naphthalene-d8
ANT = Acenaphthene-d10

Area Limit = 50%-200% of internal standard area
RT Limit = ± 0.5 minutes of internal standard RT

Column used to flag values outside QC limits

FORM VIII 8270C

FORM VIII
GC/MS SEMI VOA INTERNAL STANDARD AREA AND RETENTION TIME SUMMARY

Lab Name: TestAmerica North Canton | Job No.: 240-321-1

SDG No.:

Sample No.: CCV 240-3662/2 | Date Analyzed: 06/06/2011 08:45

Instrument ID: A4HP7 | GC Column: RXI-5SILMS ID: 0.45(mm)

Lab File ID (Standard): 0606002.D | Heated Purge: (Y/N) N

Calibration ID: 1196

		PHN		CRY		PRY	
		AREA #	RT #	AREA #	RT #	AREA #	RT #
12/24 HOUR STD		1048447	6.50	1179466	8.45	996796	9.68
UPPER LIMIT		2096894	7.00	2358932	8.95	1993592	10.18
LOWER LIMIT		524224	6.00	589733	7.95	498398	9.18
LAB SAMPLE ID	CLIENT SAMPLE ID						
LCS 240-2359/2-A		1091124	6.50	1236903	8.45	1016226	9.68

PHN = Phenanthrene-d10
CRY = Chrysene-d12
PRY = Perylene-d12

Area Limit = 50%-200% of internal standard area
RT Limit = ± 0.5 minutes of internal standard RT

Column used to flag values outside QC limits

FORM VIII 8270C

FORM VIII
GC/MS SEMI VOA INTERNAL STANDARD AREA AND RETENTION TIME SUMMARY

Lab Name: TestAmerica North Canton Job No.: 240-321-1

SDG No.:

Sample No.: STD6 240-3853/10 Date Analyzed: 06/07/2011 16:18

Instrument ID: A4HP7 GC Column: RXI-5SILMS ID: 0.45(mm)

Lab File ID (Standard): 0607010.D Heated Purge: (Y/N) N

Calibration ID: 1334

		DCB		NPT		ANT	
		AREA #	RT #	AREA #	RT #	AREA #	RT #
INITIAL CALIBRATION MID-POINT		275566	3.46	1089895	4.36	611916	5.63
UPPER LIMIT		551132	3.96	2179790	4.86	1223832	6.13
LOWER LIMIT		137783	2.96	544948	3.86	305958	5.13
LAB SAMPLE ID	CLIENT SAMPLE ID						
ICV 240-3853/13		339368	3.46	1378968	4.36	794079	5.63
CCV 240-4800/2 CCVIS		240441	3.40	963962	4.29	552708	5.56
CCV 240-4981/2 CCVIS		172012	3.40	675515	4.30	372378	5.56

DCB = 1,4-Dichlorobenzene-d4
NPT = Naphthalene-d8
ANT = Acenaphthene-d10

Area Limit = 50%-200% of internal standard area
RT Limit = ± 0.5 minutes of internal standard RT

Column used to flag values outside QC limits

FORM VIII 8270C

FORM VIII
GC/MS SEMI VOA INTERNAL STANDARD AREA AND RETENTION TIME SUMMARY

Lab Name: TestAmerica North Canton Job No.: 240-321-1

SDG No.:

Sample No.: STD6 240-3853/10 Date Analyzed: 06/07/2011 16:18

Instrument ID: A4HP7 GC Column: RXI-5SILMS ID: 0.45(mm)

Lab File ID (Standard): 0607010.D Heated Purge: (Y/N) N

Calibration ID: 1334

		PHN		CRY		PRY	
		AREA #	RT #	AREA #	RT #	AREA #	RT #
INITIAL CALIBRATION MID-POINT		1035672	6.72	1116651	8.68	944250	10.07
UPPER LIMIT		2071344	7.22	2233302	9.18	1888500	10.57
LOWER LIMIT		517836	6.22	558326	8.18	472125	9.57
LAB SAMPLE ID	CLIENT SAMPLE ID						
ICV 240-3853/13		1362968	6.72	1473620	8.69	1273652	10.08
CCV 240-4800/2 CCVIS		954519	6.64	1036951	8.60	936330	9.94
CCV 240-4981/2 CCVIS		626230	6.64	739385	8.60	630242	9.93

PHN = Phenanthrene-d10
CRY = Chrysene-d12
PRY = Perylene-d12

Area Limit = 50%-200% of internal standard area
RT Limit = ± 0.5 minutes of internal standard RT

Column used to flag values outside QC limits

FORM VIII 8270C

FORM VIII
GC/MS SEMI VOA INTERNAL STANDARD AREA AND RETENTION TIME SUMMARY

Lab Name: TestAmerica North Canton Job No.: 240-321-1

SDG No.:

Sample No.: CCV 240-4800/2 Date Analyzed: 06/15/2011 08:45

Instrument ID: A4HP7 GC Column: RXI-5SILMS ID: 0.45(mm)

Lab File ID (Standard): 0615002.D Heated Purge: (Y/N) N

Calibration ID: 1338

		DCB		NPT		ANT	
		AREA #	RT #	AREA #	RT #	AREA #	RT #
12/24 HOUR STD		240441	3.40	963962	4.29	552708	5.56
UPPER LIMIT		480882	3.90	1927924	4.79	1105416	6.06
LOWER LIMIT		120221	2.90	481981	3.79	276354	5.06
LAB SAMPLE ID	CLIENT SAMPLE ID						
MB 240-2870/1-A		212363	3.39	845746	4.28	492666	5.56
LCS 240-2870/2-A		224646	3.39	901794	4.29	540774	5.56
240-475-3	MW-5	219830	3.39	933198	4.28	578840	5.55
240-410-1	DMW-8I	198060	3.39	765711	4.28	457082	5.55

DCB = 1,4-Dichlorobenzene-d4
NPT = Naphthalene-d8
ANT = Acenaphthene-d10

Area Limit = 50%-200% of internal standard area
RT Limit = ± 0.5 minutes of internal standard RT

Column used to flag values outside QC limits

FORM VIII 8270C

FORM VIII

GC/MS SEMI VOA INTERNAL STANDARD AREA AND RETENTION TIME SUMMARY

Lab Name: TestAmerica North Canton Job No.: 240-321-1

SDG No.:

Sample No.: CCV 240-4800/2 Date Analyzed: 06/15/2011 08:45

Instrument ID: A4HP7 GC Column: RXI-5SILMS ID: 0.45(mm)

Lab File ID (Standard): 0615002.D Heated Purge: (Y/N) N

Calibration ID: 1338

		PHN		CRY		PRY	
		AREA #	RT #	AREA #	RT #	AREA #	RT #
12/24 HOUR STD		954519	6.64	1036951	8.60	936330	9.94
UPPER LIMIT		1909038	7.14	2073902	9.10	1872660	10.44
LOWER LIMIT		477260	6.14	518476	8.10	468165	9.44
LAB SAMPLE ID	CLIENT SAMPLE ID						
MB 240-2870/1-A		847533	6.64	921873	8.60	801577	9.94
LCS 240-2870/2-A		943148	6.64	1034643	8.60	916001	9.94
240-475-3	MW-5	1038265	6.64	1166044	8.60	1044155	9.95
240-410-1	DMW-8I	795031	6.64	905077	8.59	838155	9.92

PHN = Phenanthrene-d10
CRY = Chrysene-d12
PRY = Perylene-d12

Area Limit = 50%-200% of internal standard area
RT Limit = ± 0.5 minutes of internal standard RT

Column used to flag values outside QC limits

FORM VIII 8270C

FORM VIII
GC/MS SEMI VOA INTERNAL STANDARD AREA AND RETENTION TIME SUMMARY

Lab Name: TestAmerica North Canton Job No.: 240-321-1

SDG No.:

Sample No.: CCV 240-4981/2 Date Analyzed: 06/16/2011 10:09

Instrument ID: A4HP7 GC Column: RXI-5SILMS ID: 0.45(mm)

Lab File ID (Standard): 0616002.D Heated Purge: (Y/N) N

Calibration ID: 1338

		DCB		NPT		ANT	
		AREA #	RT #	AREA #	RT #	AREA #	RT #
12/24 HOUR STD		172012	3.40	675515	4.30	372378	5.56
UPPER LIMIT		344024	3.90	1351030	4.80	744756	6.06
LOWER LIMIT		86006	2.90	337758	3.80	186189	5.06
LAB SAMPLE ID	CLIENT SAMPLE ID						
CCV 240-4981/3		192792	3.40	784811	4.29	456293	5.56
240-475-1	DMW-8D	241019	3.40	1000235	4.29	582920	5.56

DCB = 1,4-Dichlorobenzene-d4
NPT = Naphthalene-d8
ANT = Acenaphthene-d10

Area Limit = 50%-200% of internal standard area
RT Limit = ± 0.5 minutes of internal standard RT

Column used to flag values outside QC limits

FORM VIII 8270C

FORM VIII
GC/MS SEMI VOA INTERNAL STANDARD AREA AND RETENTION TIME SUMMARY

Lab Name: TestAmerica North Canton Job No.: 240-321-1

SDG No.:

Sample No.: CCV 240-4981/2 Date Analyzed: 06/16/2011 10:09

Instrument ID: A4HP7 GC Column: RXI-5SILMS ID: 0.45(mm)

Lab File ID (Standard): 0616002.D Heated Purge: (Y/N) N

Calibration ID: 1338

		PHN		CRY		PRY	
		AREA #	RT #	AREA #	RT #	AREA #	RT #
12/24 HOUR STD		626230	6.64	739385	8.60	630242	9.93
UPPER LIMIT		1252460	7.14	1478770	9.10	1260484	10.43
LOWER LIMIT		313115	6.14	369693	8.10	315121	9.43
LAB SAMPLE ID	CLIENT SAMPLE ID						
CCV 240-4981/3		803484	6.64	842708	8.59	736934	9.92
240-475-1	DMW-8D	997917	6.64	1078406	8.60	936213	9.93

PHN = Phenanthrene-d10
CRY = Chrysene-d12
PRY = Perylene-d12

Area Limit = 50%-200% of internal standard area
RT Limit = ± 0.5 minutes of internal standard RT

Column used to flag values outside QC limits

FORM VIII 8270C

TestAmerica Laboratories
Target Compound Quantitation Report

Data File:	\\Ncchrom\ChromData\A4HP7\20110603-819.b\0603022.D		
Lims ID:	240-321-H-2-A	Client ID:	DMW14I-051911
Inject. Date:	03-Jun-2011 16:17:30	Dil. Factor:	2.0000
Sample Type:	Client		
Sample ID:	240-0000819-029		
Misc. Info.:	240-321-H-2-A		
Operator:	001710	Instrument ID:	A4HP7
Vol. Injected:	1.0000	ALS Bottle#:	22
Lims Batch ID:	3489	Lims Sample ID:	29
Detector:	MS SCAN		
Method:	\\Ncchrom\ChromData\A4HP7\20110603-819.b\8270_hp7.m		
Last Update:	04-Jun-2011 12:14:44	Calib Date:	27-May-2011 11:50:30
Quant Method:	Internal Standard	Quant By:	Initial Calibration
Last ICal File:	\\Ncchrom\ChromData\A4HP7\20110527-677.b\0527010.D		
Limit Group:	MSS 8270C ICAL		
Integrator:	RTE	ID Type:	Deconvolution ID
Process Host:	CORP-CTX-17		
First Level Reviewer: gruberj		Date:	04-Jun-2011 12:04:34

Compound	Sig	RT	ADJ RT	DLT RT	Q	Response	On-Col Amt ng/ul	Flags
* 1 1,4-Dichlorobenzene-d4	152	3.325	3.325	0.0	96	316119	4.00	
* 2 Naphthalene-d8	136	4.213	4.213	0.0	99	1293668	4.00	
* 3 Acenaphthene-d10	164	5.470	5.475	-0.005	85	767574	4.00	
* 4 Phenanthrene-d10	188	6.550	6.550	0.0	98	1374368	4.00	
* 5 Chrysene-d12	240	8.497	8.508	-0.011	97	1581870	4.00	
* 6 Perylene-d12	264	9.765	9.781	-0.016	97	1364128	4.00	
$ 7 2-Fluorophenol	112	2.464	2.464	0.0	96	291427	2.92	
$ 8 Phenol-d5	99	3.042	3.047	-0.005	99	418907	3.13	
$ 9 Nitrobenzene-d5	82	3.699	3.699	0.0	91	261413	2.01	
$ 10 2-Fluorobiphenyl (Surr)	172	4.972	4.972	0.0	99	534463	2.18	
$ 11 2,4,6-Tribromophenol	330	6.042	6.042	0.0	87	109577	4.57	
$ 12 Terphenyl-d14	244	7.684	7.689	-0.005	99	711952	2.56	
24 1,4-Dioxane	88	1.533	1.533	0.0	92	490633	10.8	

1,4-Dioxane
rep result 42 ug/L

$$\left(\frac{(490633)(4)(2)(1000)}{(316119)(0.5766)(1040)} \right)\left(\frac{2}{\text{d.f. factor}}\right) = 41.41$$

FORM IV
GASOLINE RANGE ORGANICS METHOD BLANK SUMMARY

Lab Name: TestAmerica North Canton Job No.: 240-321-1

SDG No.:

Lab Sample ID: MB 240-3404/10

Matrix: Water Date Extracted: 06/02/2011 21:43

Lab File ID:(1) YF060210.D Lab File ID:(2)

Date Analyzed:(1) 06/02/2011 21:43 Date Analyzed:(2)

Instrument ID:(1) YPID Instrument ID:(2)

GC Column:(1) RTX-VRX ID: 0.45(mm) GC Column:(2) ID:

THIS METHOD BLANK APPLIES TO THE FOLLOWING SAMPLES:

CLIENT SAMPLE ID	LAB SAMPLE ID	DATE ANALYZED 1	DATE ANALYZED 2
	LCS 240-3404/11	06/02/2011 22:21	
DMW8S-051911	240-321-5	06/03/2011 12:27	
MW-5	240-475-3	06/11/2011 03:15	

FORM I
GASOLINE RANGE ORGANICS ANALYSIS DATA SHEET

Lab Name: TestAmerica North Canton | Job No.: 240-321-1

SDG No.:

Client Sample ID: | Lab Sample ID: MB 240-3404/10

Matrix: Water | Lab File ID: YF060210.D

Analysis Method: 8015B | Date Collected:

Sample wt/vol: 5(mL) | Date Analyzed: 06/02/2011 21:43

Soil Aliquot Vol: | Dilution Factor: 1

Soil Extract Vol.: | GC Column: RTX-VRX ID: 0.45(mm)

% Moisture: | Level: (low/med) Low

Analysis Batch No.: 3404 | Units: ug/L

CAS NO.	COMPOUND NAME	RESULT	Q	RL	MDL
8006-61-9	Total Petroleum Hydrocarbons (C6-C10)	25.4	J	100	25

CAS NO.	SURROGATE	%REC	Q	LIMITS
98-08-8	Trifluorotoluene (Surr)	101		10-150

FORM II
GASOLINE RANGE ORGANICS SURROGATE RECOVERY

Lab Name: TestAmerica North Canton Job No.: 240-321-1

SDG No.:

Matrix: Water Level: Low

GC Column (1): RTX-VRX ID: 0.45 (mm)

Client Sample ID	Lab Sample ID	TFT1	#
DMW8S-051911	240-321-5	100	
MW-5	240-475-3	87	
	MB 240-3404/10	101	
	LCS 240-3404/11	118	

	QC LIMITS
TFT = Trifluorotoluene (Surr)	10-150

Column to be used to flag recovery values

FORM II 8015B

FORM III
GASOLINE RANGE ORGANICS LAB CONTROL SAMPLE RECOVERY

Lab Name: TestAmerica North Canton Job No.: 240-321-1

SDG No.:

Matrix: Water Level: Low Lab File ID: YF060211.D

Lab ID: LCS 240-3404/11 Client ID:

COMPOUND	SPIKE ADDED (ug/L)	LCS CONCENTRATION (ug/L)	LCS % REC	QC LIMITS REC	#
Total Petroleum Hydrocarbons (C6-C10)	800	922	115	72-140	

Column to be used to flag recovery and RPD values

FORM III 8015B

FORM VIII
GASOLINE RANGE ORGANICS ANALYTICAL SEQUENCE

Lab Name: TestAmerica North Canton Job No.: 240-321-1

SDG No.:

Sample No.: CCVRT 240-4308/5 Date Analyzed: 06/10/2011 14:19

Instrument ID: AFID GC Column: RTX-VRX ID: 0.45(mm)

Lab File ID (Standard): AF061005.D Heated Purge: (Y/N) N

Calibration ID: 1480

THE ANALYTICAL SEQUENCE OF BLANKS, SAMPLES, STANDARDS, MS/MSDs AND LCSs IS GIVEN BELOW:

				TFT RT #
CONTINUING CALIBRATION SURROGATE				9.77
UPPER LIMIT				9.87
LOWER LIMIT				9.67
LAB SAMPLE ID	CLIENT SAMPLE ID	DATE ANALYZED	LAB FILE ID	
CCVRT 240-4308/5		06/10/2011 14:19	AF061005.D	9.77
CCV 240-4308/19		06/10/2011 21:56	AF061019.D	9.78
240-475-3	MW-5	06/11/2011 03:15	AF061029.D	9.77
CCV 240-4308/30		06/11/2011 03:47	AF061030.D	9.77

TFT = Trifluorotoluene (Surr)

TFT RT Limit = ± 0.1 minutes of surrogate RT

Column used to flag values outside QC limits

FORM VIII 8015B

FORM VIII
GASOLINE RANGE ORGANICS ANALYTICAL SEQUENCE

Lab Name: TestAmerica North Canton Job No.: 240-321-1

SDG No.:

Sample No.: STD4 240-3404/6 Date Analyzed: 06/02/2011 19:12

Instrument ID: YPID GC Column: RTX-VRX ID: 0.45(mm)

Lab File ID (Standard): YF060206.D Heated Purge: (Y/N) N

Calibration ID: 1238

THE ANALYTICAL SEQUENCE OF BLANKS, SAMPLES, STANDARDS, MS/MSDs AND LCSs IS GIVEN BELOW:

				TFT RT #
INITIAL CALIBRATION SURROGATE				9.26
UPPER LIMIT				9.36
LOWER LIMIT				9.16
LAB SAMPLE ID	CLIENT SAMPLE ID	DATE ANALYZED	LAB FILE ID	
STD4 240-3404/6 ICRT		06/02/2011 19:12	YF060206.D	9.26
MB 240-3404/10		06/02/2011 21:43	YF060210.D	9.27
LCS 240-3404/11		06/02/2011 22:21	YF060211.D	9.26
CCV 240-3404/20		06/03/2011 04:08	YF060220.D	9.26
CCV 240-3404/31		06/03/2011 11:08	YF060231.D	9.25
240-321-5	DMW8S-051911	06/03/2011 12:27	YF060233.D	9.26
CCV 240-3404/33		06/03/2011 13:06	YF060234.D	9.26

TFT = Trifluorotoluene (Surr)

TFT RT Limit = ± 0.1 minutes of surrogate RT

Column used to flag values outside QC limits

FORM VIII 8015B

FORM VI
GASOLINE RANGE ORGANICS INITIAL CALIBRATION DATA
EXTERNAL STANDARD RETENTION TIME SUMMARY

Lab Name: TestAmerica North Canton Job No.: 240-321-1 Analy Batch No.: 4139

SDG No.:

Instrument ID: AFID GC Column: RTX-VRX ID: 0.45(mm) Heated Purge: (Y/N) N

Calibration Start Date: 06/09/2011 12:35 Calibration End Date: 06/09/2011 15:22 Calibration ID: 1480

Calibration Files:

LEVEL:	LAB SAMPLE ID:	LAB FILE ID:
Level 1	STD1GAS 240-4139/5	AF060905.D
Level 2	STD2 240-4139/6	AF060906.D
Level 3	STD3 240-4139/7	AF060907.D
Level 4	STD4 240-4139/8	AF060908.D
Level 5	STD5 240-4139/9	AF060909.D
Level 6	STD6 240-4139/10	AF060910.D

ANALYTE	LVL 1	LVL 2	LVL 3	LVL 4	LVL 5	LVL 6	RT WINDOW	AVG RT
Total Petroleum Hydrocarbons (C6-C10)	10.937	10.937	10.937	10.937	10.937	10.937	5.203 - 16.670	10.937
C6-C12	12.338	12.338	12.338	12.338	12.338	12.338	5.303 - 19.373	12.338
Trifluorotoluene (Surr)	9.764	9.770	9.772	9.774	9.778	9.786	9.717 - 9.817	9.774

FORM VI
GASOLINE RANGE ORGANICS INITIAL CALIBRATION DATA
EXTERNAL STANDARD CURVE EVALUTION

Lab Name: TestAmerica North Canton Job No.: 240-321-1 Analy Batch No.: 4139

SDG No.:

Instrument ID: AFID GC Column: RTX-VRX ID: 0.45(mm) Heated Purge: (Y/N) N

Calibration Start Date: 06/09/2011 12:35 Calibration End Date: 06/09/2011 15:22 Calibration ID: 1480

Calibration Files:

LEVEL:	LAB SAMPLE ID:	LAB FILE ID:
Level 1	STD1GAS 240-4139/5	AF060905.D
Level 2	STD2 240-4139/6	AF060906.D
Level 3	STD3 240-4139/7	AF060907.D
Level 4	STD4 240-4139/8	AF060908.D
Level 5	STD5 240-4139/9	AF060909.D
Level 6	STD6 240-4139/10	AF060910.D

ANALYTE	CF				CURVE TYPE	COEFFICIENT			#	MIN CF	%RSD	#	MAX %RSD	R^2 OR COD	#	MIN R^2 OR COD
	LVL 1 LVL 5	LVL 2 LVL 6	LVL 3	LVL 4		B	M1	M2								
Total Petroleum Hydrocarbons (C6-C10)	315182 272889	304590 271888	269062	267834	Ave		283574.094				7.3		20.0			
C6-C12	367785 304196	341659 304395	298371	298111	Ave		319085.946				9.1		20.0			
Trifluorotoluene (Surr)	343611 352462	360022 468036	359777	396039	Ave		379990.883				12.0		20.0			

Note: The m1 coefficient is the same as Ave CF for an Ave curve type.

FORM VI
GASOLINE RANGE ORGANICS INITIAL CALIBRATION DATA
EXTERNAL STANDARD RESPONSE AND CONCENTRATION

Lab Name: TestAmerica North Canton Job No.: 240-321-1 Analy Batch No.: 4139

SDG No.:

Instrument ID: AFID GC Column: RTX-VRX ID: 0.45(mm) Heated Purge: (Y/N) N

Calibration Start Date: 06/09/2011 12:35 Calibration End Date: 06/09/2011 15:22 Calibration ID: 1480

Calibration Files:

LEVEL:	LAB SAMPLE ID:	LAB FILE ID:
Level 1	STD1GAS 240-4139/5	AF060905.D
Level 2	STD2 240-4139/6	AF060906.D
Level 3	STD3 240-4139/7	AF060907.D
Level 4	STD4 240-4139/8	AF060908.D
Level 5	STD5 240-4139/9	AF060909.D
Level 6	STD6 240-4139/10	AF060910.D

ANALYTE	CURVE TYPE	RESPONSE					CONCENTRATION (UG/L)				
		LVL 1 LVL 6	LVL 2	LVL 3	LVL 4	LVL 5	LVL 1 LVL 6	LVL 2	LVL 3	LVL 4	LVL 5
Total Petroleum Hydrocarbons (C6-C10)	Ave	31518160 435020470	60917915	107624951	214267363	327466819	100 1600	200	400	800	1200
C6-C12	Ave	36778468 487031338	68331767	119348402	238488433	365035236	100 1600	200	400	800	1200
Trifluorotoluene (Surr)	Ave	3436108 4680356	3600217	3597768	3960385	3524619	10.0 10.0	10.0	10.0	10.0	10.0

Curve Type Legend:
Ave = Average

FORM VI
GASOLINE RANGE ORGANICS INITIAL CALIBRATION DATA
EXTERNAL STANDARD RETENTION TIME SUMMARY

Lab Name: TestAmerica North Canton Job No.: 240-321-1 Analy Batch No.: 3404

SDG No.:

Instrument ID: YPID GC Column: RTX-VRX ID: 0.45(mm) Heated Purge: (Y/N) N

Calibration Start Date: 06/02/2011 17:18 Calibration End Date: 06/02/2011 20:28 Calibration ID: 1238

Calibration Files:

LEVEL:	LAB SAMPLE ID:	LAB FILE ID:
Level 1	STD1 240-3404/3	YF060203.D
Level 2	STD2 240-3404/4	YF060204.D
Level 3	STD3 240-3404/5	YF060205.D
Level 4	STD4 240-3404/6	YF060206.D
Level 5	STD5 240-3404/7	YF060207.D
Level 6	STD6 240-3404/8	YF060208.D

ANALYTE	LVL 1	LVL 2	LVL 3	LVL 4	LVL 5	LVL 6	RT WINDOW	AVG RT
Total Petroleum Hydrocarbons (C6-C10)	11.378	11.378	11.378	11.378	11.378	11.378	4.310 - 18.446	11.378
C6-C12	13.029	13.029	13.029	13.029	13.029	13.029	4.410 - 21.648	13.029
Trifluorotoluene (Surr)	9.259	9.259	9.257	9.258	9.257	9.254	9.008 - 9.508	9.257

FORM VI
GASOLINE RANGE ORGANICS INITIAL CALIBRATION DATA
EXTERNAL STANDARD CURVE EVALUTION

Lab Name: TestAmerica North Canton Job No.: 240-321-1 Analy Batch No.: 3404

SDG No.:

Instrument ID: YPID GC Column: RTX-VRX ID: 0.45(mm) Heated Purge: (Y/N) N

Calibration Start Date: 06/02/2011 17:18 Calibration End Date: 06/02/2011 20:28 Calibration ID: 1238

Calibration Files:

LEVEL:	LAB SAMPLE ID:	LAB FILE ID:
Level 1	STD1 240-3404/3	YF060203.D
Level 2	STD2 240-3404/4	YF060204.D
Level 3	STD3 240-3404/5	YF060205.D
Level 4	STD4 240-3404/6	YF060206.D
Level 5	STD5 240-3404/7	YF060207.D
Level 6	STD6 240-3404/8	YF060208.D

ANALYTE	CF				CURVE TYPE	COEFFICIENT			#	MIN CF	%RSD	#	MAX %RSD	R^2 OR COD	#	MIN R^2 OR COD
	LVL 1 LVL 5	LVL 2 LVL 6	LVL 3	LVL 4		B	M1	M2								
Total Petroleum Hydrocarbons (C6-C10)	337968 234698	312821 255134	222461	237168	Ave		266708.177				18.0		20.0			
C6-C12	389742 252774	346180 274888	243322	255283	Ave		293698.004				20.0		20.0			
Trifluorotoluene (Surr)	192686 267179	207599 308002	212077	220115	Ave		234609.600				19.0		20.0			

Note: The m1 coefficient is the same as Ave CF for an Ave curve type.

FORM VI
GASOLINE RANGE ORGANICS INITIAL CALIBRATION DATA
EXTERNAL STANDARD RESPONSE AND CONCENTRATION

Lab Name: TestAmerica North Canton Job No.: 240-321-1 Analy Batch No.: 3404

SDG No.:

Instrument ID: YPID GC Column: RTX-VRX ID: 0.45(mm) Heated Purge: (Y/N) N

Calibration Start Date: 06/02/2011 17:18 Calibration End Date: 06/02/2011 20:28 Calibration ID: 1238

Calibration Files:

LEVEL:	LAB SAMPLE ID:	LAB FILE ID:
Level 1	STD1 240-3404/3	YF060203.D
Level 2	STD2 240-3404/4	YF060204.D
Level 3	STD3 240-3404/5	YF060205.D
Level 4	STD4 240-3404/6	YF060206.D
Level 5	STD5 240-3404/7	YF060207.D
Level 6	STD6 240-3404/8	YF060208.D

ANALYTE	CURVE TYPE	RESPONSE					CONCENTRATION (UG/L)				
		LVL 1	LVL 2	LVL 3	LVL 4	LVL 5	LVL 1	LVL 2	LVL 3	LVL 4	LVL 5
		LVL 6					LVL 6				
Total Petroleum Hydrocarbons (C6-C10)	Ave	33796778	62564137	88984314	189734007	281638189	100	200	400	800	1200
		408214102					1600				
C6-C12	Ave	38974235	69236010	97328614	204226164	303328456	100	200	400	800	1200
		439820269					1600				
Trifluorotoluene (Surr)	Ave	1926858	2075987	2120773	2201152	2671788	10.0	10.0	10.0	10.0	10.0
		3080018					10.0				

Curve Type Legend:
Ave = Average

FORM VII
GASOLINE RANGE ORGANICS CONTINUING CALIBRATION DATA

Lab Name: TestAmerica North Canton Job No.: 240-321-1

SDG No.:

Lab Sample ID: ICV 240-4139/11 Calibration Date: 06/09/2011 15:56

Instrument ID: AFID Calib Start Date: 06/09/2011 12:35

GC Column: RTX-VRX ID: 0.45(mm) Calib End Date: 06/09/2011 15:22

Lab File ID: AF060911.D Conc. Units: ug/L Heated Purge: (Y/N) N

ANALYTE	CURVE TYPE	AVE CF	CF	MIN CF	CALC AMOUNT	SPIKE AMOUNT	%D	MAX %D
Total Petroleum Hydrocarbons (C6-C10)	Ave	283574	299118		844	800	5.5	20.0
C6-C12	Ave	319086	333902		837	800	4.6	20.0
Trifluorotoluene (Surr)	Ave	379991	440412		11.6	10.0	15.9	20.0

FORM VII

GASOLINE RANGE ORGANICS CONTINUING CALIBRATION RETENTION TIME SUMMARY

Lab Name: TestAmerica North Canton Job No.: 240-321-1

SDG No.:

Lab Sample ID: ICV 240-4139/11 Calibration Date: 06/09/2011 15:56

Instrument ID: AFID Calib Start Date: 06/09/2011 12:35

GC Column: RTX-VRX ID: 0.45(mm) Calib End Date: 06/09/2011 15:22

Lab File ID: AF060911.D Heated Purge: (Y/N) N

Analyte	RT	RT WINDOW	
		TO	FROM
Total Petroleum Hydrocarbons (C6-C10)	10.94	5.20	16.67
C6-C12	12.34	5.30	19.37
Trifluorotoluene (Surr)	9.77	9.72	9.82

FORM VII
GASOLINE RANGE ORGANICS CONTINUING CALIBRATION DATA

Lab Name: TestAmerica North Canton Job No.: 240-321-1

SDG No.:

Lab Sample ID: CCVRT 240-4308/5 Calibration Date: 06/10/2011 14:19

Instrument ID: AFID Calib Start Date: 06/09/2011 12:35

GC Column: RTX-VRX ID: 0.45(mm) Calib End Date: 06/09/2011 15:22

Lab File ID: AF061005.D Conc. Units: ug/L Heated Purge: (Y/N) N

ANALYTE	CURVE TYPE	AVE CF	CF	MIN CF	CALC AMOUNT	SPIKE AMOUNT	%D	MAX %D
Total Petroleum Hydrocarbons (C6-C10)	Ave	283574	279750		789	800	-1.3	15.0
C6-C12	Ave	319086	312864		784	800	-1.9	15.0
Trifluorotoluene (Surr)	Ave	379991	408939		10.8	10.0	7.6	15.0

FORM VII
GASOLINE RANGE ORGANICS CONTINUING CALIBRATION RETENTION TIME SUMMARY

Lab Name: TestAmerica North Canton Job No.: 240-321-1

SDG No.:

Lab Sample ID: CCVRT 240-4308/5 Calibration Date: 06/10/2011 14:19

Instrument ID: AFID Calib Start Date: 06/09/2011 12:35

GC Column: RTX-VRX ID: 0.45(mm) Calib End Date: 06/09/2011 15:22

Lab File ID: AF061005.D Heated Purge: (Y/N) N

Analyte	RT	RT WINDOW TO	RT WINDOW FROM
Total Petroleum Hydrocarbons (C6-C10)	10.93	5.21	16.66
C6-C12	12.34	5.31	19.37
Trifluorotoluene (Surr)	9.77	9.72	9.82

FORM VII
GASOLINE RANGE ORGANICS CONTINUING CALIBRATION DATA

Lab Name: TestAmerica North Canton Job No.: 240-321-1

SDG No.:

Lab Sample ID: CCV 240-4308/19 Calibration Date: 06/10/2011 21:56

Instrument ID: AFID Calib Start Date: 06/09/2011 12:35

GC Column: RTX-VRX ID: 0.45(mm) Calib End Date: 06/09/2011 15:22

Lab File ID: AF061019.D Conc. Units: ug/L Heated Purge: (Y/N) N

ANALYTE	CURVE TYPE	AVE CF	CF	MIN CF	CALC AMOUNT	SPIKE AMOUNT	%D	MAX %D
Total Petroleum Hydrocarbons (C6-C10)	Ave	283574	256992		725	800	-9.4	15.0
C6-C12	Ave	319086	285248		715	800	-10.6	15.0
Trifluorotoluene (Surr)	Ave	379991	247671		6.52	10.0	-34.8*	15.0

FORM VII
GASOLINE RANGE ORGANICS CONTINUING CALIBRATION RETENTION TIME SUMMARY

Lab Name: TestAmerica North Canton Job No.: 240-321-1

SDG No.:

Lab Sample ID: CCV 240-4308/19 Calibration Date: 06/10/2011 21:56

Instrument ID: AFID Calib Start Date: 06/09/2011 12:35

GC Column: RTX-VRX ID: 0.45(mm) Calib End Date: 06/09/2011 15:22

Lab File ID: AF061019.D Heated Purge: (Y/N) N

Analyte	RT	RT WINDOW TO	RT WINDOW FROM
Total Petroleum Hydrocarbons (C6-C10)	10.93	5.21	16.66
C6-C12	12.34	5.31	19.37
Trifluorotoluene (Surr)	9.78	9.73	9.83

FORM VII

GASOLINE RANGE ORGANICS CONTINUING CALIBRATION RETENTION TIME SUMMARY

Lab Name: TestAmerica North Canton | Job No.: 240-321-1

SDG No.:

Lab Sample ID: CCV 240-4308/30 | Calibration Date: 06/11/2011 03:47

Instrument ID: AFID | Calib Start Date: 06/09/2011 12:35

GC Column: RTX-VRX ID: 0.45(mm) | Calib End Date: 06/09/2011 15:22

Lab File ID: AF061030.D | Heated Purge: (Y/N) N

Analyte	RT	RT WINDOW TO	RT WINDOW FROM
Total Petroleum Hydrocarbons (C6-C10)	10.93	5.21	16.66
C6-C12	12.34	5.31	19.37
Trifluorotoluene (Surr)	9.77	9.72	9.82

FORM VII
GASOLINE RANGE ORGANICS CONTINUING CALIBRATION DATA

Lab Name: TestAmerica North Canton Job No.: 240-321-1

SDG No.:

Lab Sample ID: ICV 240-3404/9 Calibration Date: 06/02/2011 21:06

Instrument ID: YPID Calib Start Date: 06/02/2011 17:18

GC Column: RTX-VRX ID: 0.45(mm) Calib End Date: 06/02/2011 20:28

Lab File ID: YF060209.D Conc. Units: ug/L Heated Purge: (Y/N) N

ANALYTE	CURVE TYPE	AVE CF	CF	MIN CF	CALC AMOUNT	SPIKE AMOUNT	%D	MAX %D
Total Petroleum Hydrocarbons (C6-C10)	Ave	266708	279966		840	800	5.0	20.0
C6-C12	Ave	293698	308484		840	800	5.0	20.0
Trifluorotoluene (Surr)	Ave	234610	290695		12.4	10.0	23.9*	20.0

FORM VII
GASOLINE RANGE ORGANICS CONTINUING CALIBRATION RETENTION TIME SUMMARY

Lab Name: TestAmerica North Canton Job No.: 240-321-1

SDG No.:

Lab Sample ID: ICV 240-3404/9 Calibration Date: 06/02/2011 21:06

Instrument ID: YPID Calib Start Date: 06/02/2011 17:18

GC Column: RTX-VRX ID: 0.45(mm) Calib End Date: 06/02/2011 20:28

Lab File ID: YF060209.D Heated Purge: (Y/N) N

Analyte	RT	RT WINDOW	
		TO	FROM
Total Petroleum Hydrocarbons (C6-C10)	11.38	4.31	18.45
C6-C12	13.03	4.41	21.65
Trifluorotoluene (Surr)	9.25	9.01	9.51

FORM VII
GASOLINE RANGE ORGANICS CONTINUING CALIBRATION DATA

Lab Name: TestAmerica North Canton Job No.: 240-321-1

SDG No.:

Lab Sample ID: CCV 240-3404/20 Calibration Date: 06/03/2011 04:08

Instrument ID: YPID Calib Start Date: 06/02/2011 17:18

GC Column: RTX-VRX ID: 0.45(mm) Calib End Date: 06/02/2011 20:28

Lab File ID: YF060220.D Conc. Units: ug/L Heated Purge: (Y/N) N

ANALYTE	CURVE TYPE	AVE CF	CF	MIN CF	CALC AMOUNT	SPIKE AMOUNT	%D	MAX %D
Total Petroleum Hydrocarbons (C6-C10)	Ave	266708	275353		826	800	3.2	15.0
C6-C12	Ave	293698	296907		809	800	1.1	15.0
Trifluorotoluene (Surr)	Ave	234610	124008		5.29	10.0	-47.1*	15.0

FORM VII
GASOLINE RANGE ORGANICS CONTINUING CALIBRATION RETENTION TIME SUMMARY

Lab Name: TestAmerica North Canton Job No.: 240-321-1

SDG No.:

Lab Sample ID: CCV 240-3404/20 Calibration Date: 06/03/2011 04:08

Instrument ID: YPID Calib Start Date: 06/02/2011 17:18

GC Column: RTX-VRX ID: 0.45(mm) Calib End Date: 06/02/2011 20:28

Lab File ID: YF060220.D Heated Purge: (Y/N) N

Analyte	RT	RT WINDOW	
		TO	FROM
Total Petroleum Hydrocarbons (C6-C10)	11.38	4.31	18.45
C6-C12	13.03	4.41	21.65
Trifluorotoluene (Surr)	9.26	9.01	9.51

FORM VII
GASOLINE RANGE ORGANICS CONTINUING CALIBRATION DATA

Lab Name: TestAmerica North Canton Job No.: 240-321-1

SDG No.:

Lab Sample ID: CCV 240-3404/31 Calibration Date: 06/03/2011 11:08

Instrument ID: YPID Calib Start Date: 06/02/2011 17:18

GC Column: RTX-VRX ID: 0.45(mm) Calib End Date: 06/02/2011 20:28

Lab File ID: YF060231.D Conc. Units: ug/L Heated Purge: (Y/N) N

ANALYTE	CURVE TYPE	AVE CF	CF	MIN CF	CALC AMOUNT	SPIKE AMOUNT	%D	MAX %D
Total Petroleum Hydrocarbons (C6-C10)	Ave	266708	271123		813	800	1.7	15.0
C6-C12	Ave	293698	293882		801	800	0.0	15.0
Trifluorotoluene (Surr)	Ave	234610	260072		11.1	10.0	10.9	15.0

FORM VII
GASOLINE RANGE ORGANICS CONTINUING CALIBRATION RETENTION TIME SUMMARY

Lab Name: TestAmerica North Canton Job No.: 240-321-1

SDG No.:

Lab Sample ID: CCV 240-3404/31 Calibration Date: 06/03/2011 11:08

Instrument ID: YPID Calib Start Date: 06/02/2011 17:18

GC Column: RTX-VRX ID: 0.45(mm) Calib End Date: 06/02/2011 20:28

Lab File ID: YF060231.D Heated Purge: (Y/N) N

Analyte	RT	RT WINDOW	
		TO	FROM
Total Petroleum Hydrocarbons (C6-C10)	11.38	4.31	18.45
C6-C12	13.03	4.41	21.65
Trifluorotoluene (Surr)	9.25	9.00	9.50

FORM VII
GASOLINE RANGE ORGANICS CONTINUING CALIBRATION DATA

Lab Name: TestAmerica North Canton Job No.: 240-321-1

SDG No.:

Lab Sample ID: CCV 240-3404/33 Calibration Date: 06/03/2011 13:06

Instrument ID: YPID Calib Start Date: 06/02/2011 17:18

GC Column: RTX-VRX ID: 0.45(mm) Calib End Date: 06/02/2011 20:28

Lab File ID: YF060234.D Conc. Units: ug/L Heated Purge: (Y/N) N

ANALYTE	CURVE TYPE	AVE CF	CF	MIN CF	CALC AMOUNT	SPIKE AMOUNT	%D	MAX %D
Total Petroleum Hydrocarbons (C6-C10)	Ave	266708	292983		879	800	9.9	15.0
C6-C12	Ave	293698	318736		868	800	8.5	15.0
Trifluorotoluene (Surr)	Ave	234610	284672		12.1	10.0	21.3*	15.0

FORM VII

GASOLINE RANGE ORGANICS CONTINUING CALIBRATION RETENTION TIME SUMMARY

Lab Name: TestAmerica North Canton | Job No.: 240-321-1

SDG No.:

Lab Sample ID: CCV 240-3404/33 | Calibration Date: 06/03/2011 13:06

Instrument ID: YPID | Calib Start Date: 06/02/2011 17:18

GC Column: RTX-VRX ID: 0.45(mm) | Calib End Date: 06/02/2011 20:28

Lab File ID: YF060234.D | Heated Purge: (Y/N) N

Analyte	RT	RT WINDOW	
		TO	FROM
Total Petroleum Hydrocarbons (C6-C10)	11.38	4.31	18.45
C6-C12	13.03	4.41	21.65
Trifluorotoluene (Surr)	9.26	9.01	9.51

GASOLINE RANGE ORGANICS ANALYSIS RUN LOG

Lab Name: TestAmerica North Canton Job No.: 240-321-1

SDG No.:

Instrument ID: AFID Start Date: 06/09/2011 12:02

Analysis Batch Number: 4139 End Date: 06/10/2011 01:40

LAB SAMPLE ID	CLIENT SAMPLE ID	DATE ANALYZED	DILUTION FACTOR	LAB FILE ID	COLUMN ID
ZZZZZ		06/09/2011 12:02	1		RTX-VRX 0.45(mm)
STD1GAS 240-4139/5 IC		06/09/2011 12:35	1	AF060905.D	RTX-VRX 0.45(mm)
STD2 240-4139/6 IC		06/09/2011 13:08	1	AF060906.D	RTX-VRX 0.45(mm)
STD3 240-4139/7 IC		06/09/2011 13:41	1	AF060907.D	RTX-VRX 0.45(mm)
STD4 240-4139/8 IC		06/09/2011 14:15	1	AF060908.D	RTX-VRX 0.45(mm)
STD5 240-4139/9 IC		06/09/2011 14:48	1	AF060909.D	RTX-VRX 0.45(mm)
STD6 240-4139/10 IC		06/09/2011 15:22	1	AF060910.D	RTX-VRX 0.45(mm)
ICV 240-4139/11		06/09/2011 15:56	1	AF060911.D	RTX-VRX 0.45(mm)
ZZZZZ		06/09/2011 16:30	1		RTX-VRX 0.45(mm)
ZZZZZ		06/09/2011 17:03	1		RTX-VRX 0.45(mm)
ZZZZZ		06/09/2011 17:36	1		RTX-VRX 0.45(mm)
ZZZZZ		06/09/2011 18:09	1		RTX-VRX 0.45(mm)
ZZZZZ		06/09/2011 18:41	1		RTX-VRX 0.45(mm)
ZZZZZ		06/09/2011 19:15	1		RTX-VRX 0.45(mm)
ZZZZZ		06/09/2011 19:47	1		RTX-VRX 0.45(mm)
ZZZZZ		06/09/2011 20:19	1		RTX-VRX 0.45(mm)
ZZZZZ		06/09/2011 20:51	1		RTX-VRX 0.45(mm)
ZZZZZ		06/09/2011 21:23	1		RTX-VRX 0.45(mm)
CCV 240-4139/22		06/09/2011 21:55	1		RTX-VRX 0.45(mm)
ZZZZZ		06/10/2011 01:40	1		RTX-VRX 0.45(mm)

8015B

GASOLINE RANGE ORGANICS ANALYSIS RUN LOG

Lab Name: TestAmerica North Canton Job No.: 240-321-1

SDG No.:

Instrument ID: AFID Start Date: 06/10/2011 14:19

Analysis Batch Number: 4308 End Date: 06/11/2011 03:47

LAB SAMPLE ID	CLIENT SAMPLE ID	DATE ANALYZED	DILUTION FACTOR	LAB FILE ID	COLUMN ID
CCVRT 240-4308/5		06/10/2011 14:19	1	AF061005.D	RTX-VRX 0.45(mm)
ZZZZZ		06/10/2011 14:52	1		RTX-VRX 0.45(mm)
ZZZZZ		06/10/2011 15:25	1		RTX-VRX 0.45(mm)
ZZZZZ		06/10/2011 15:58	1		RTX-VRX 0.45(mm)
ZZZZZ		06/10/2011 16:31	1		RTX-VRX 0.45(mm)
ZZZZZ		06/10/2011 17:03	1		RTX-VRX 0.45(mm)
ZZZZZ		06/10/2011 18:09	1		RTX-VRX 0.45(mm)
ZZZZZ		06/10/2011 18:41	1		RTX-VRX 0.45(mm)
CCV 240-4308/16		06/10/2011 20:19	1		RTX-VRX 0.45(mm)
ZZZZZ		06/10/2011 20:51	1		RTX-VRX 0.45(mm)
ZZZZZ		06/10/2011 21:24	1		RTX-VRX 0.45(mm)
CCV 240-4308/19		06/10/2011 21:56	1	AF061019.D	RTX-VRX 0.45(mm)
ZZZZZ		06/10/2011 22:28	1		RTX-VRX 0.45(mm)
ZZZZZ		06/10/2011 23:00	1		RTX-VRX 0.45(mm)
ZZZZZ		06/10/2011 23:32	1		RTX-VRX 0.45(mm)
ZZZZZ		06/11/2011 00:04	1		RTX-VRX 0.45(mm)
ZZZZZ		06/11/2011 00:36	1		RTX-VRX 0.45(mm)
ZZZZZ		06/11/2011 01:08	1		RTX-VRX 0.45(mm)
ZZZZZ		06/11/2011 01:40	1		RTX-VRX 0.45(mm)
ZZZZZ		06/11/2011 02:12	1		RTX-VRX 0.45(mm)
ZZZZZ		06/11/2011 02:43	1		RTX-VRX 0.45(mm)
240-475-3	MW-5	06/11/2011 03:15	1	AF061029.D	RTX-VRX 0.45(mm)
CCV 240-4308/30		06/11/2011 03:47	1	AF061030.D	RTX-VRX 0.45(mm)

GASOLINE RANGE ORGANICS ANALYSIS RUN LOG

Lab Name: TestAmerica North Canton Job No.: 240-321-1

SDG No.:

Instrument ID: YPID Start Date: 06/02/2011 16:39

Analysis Batch Number: 3404 End Date: 06/03/2011 13:06

LAB SAMPLE ID	CLIENT SAMPLE ID	DATE ANALYZED	DILUTION FACTOR	LAB FILE ID	COLUMN ID
ZZZZZ		06/02/2011 16:39	1		RTX-VRX 0.45(mm)
STD1 240-3404/3 IC		06/02/2011 17:18	1	YF060203.D	RTX-VRX 0.45(mm)
STD2 240-3404/4 IC		06/02/2011 17:56	1	YF060204.D	RTX-VRX 0.45(mm)
STD3 240-3404/5 IC		06/02/2011 18:34	1	YF060205.D	RTX-VRX 0.45(mm)
STD4 240-3404/6 ICRT		06/02/2011 19:12	1	YF060206.D	RTX-VRX 0.45(mm)
STD5 240-3404/7 IC		06/02/2011 19:50	1	YF060207.D	RTX-VRX 0.45(mm)
STD6 240-3404/8 IC		06/02/2011 20:28	1	YF060208.D	RTX-VRX 0.45(mm)
ICV 240-3404/9		06/02/2011 21:06	1	YF060209.D	RTX-VRX 0.45(mm)
MB 240-3404/10		06/02/2011 21:43	1	YF060210.D	RTX-VRX 0.45(mm)
LCS 240-3404/11		06/02/2011 22:21	1	YF060211.D	RTX-VRX 0.45(mm)
ZZZZZ		06/02/2011 23:01	1		RTX-VRX 0.45(mm)
ZZZZZ		06/02/2011 23:39	1		RTX-VRX 0.45(mm)
ZZZZZ		06/03/2011 00:17	1		RTX-VRX 0.45(mm)
ZZZZZ		06/03/2011 00:55	1		RTX-VRX 0.45(mm)
ZZZZZ		06/03/2011 01:33	1		RTX-VRX 0.45(mm)
ZZZZZ		06/03/2011 02:14	1		RTX-VRX 0.45(mm)
ZZZZZ		06/03/2011 02:52	1		RTX-VRX 0.45(mm)
ZZZZZ		06/03/2011 03:30	1		RTX-VRX 0.45(mm)
CCV 240-3404/20		06/03/2011 04:08	1	YF060220.D	RTX-VRX 0.45(mm)
ZZZZZ		06/03/2011 04:48	1		RTX-VRX 0.45(mm)
ZZZZZ		06/03/2011 05:26	1		RTX-VRX 0.45(mm)
ZZZZZ		06/03/2011 06:03	1		RTX-VRX 0.45(mm)
ZZZZZ		06/03/2011 06:40	1		RTX-VRX 0.45(mm)
ZZZZZ		06/03/2011 07:17	1		RTX-VRX 0.45(mm)
ZZZZZ		06/03/2011 07:55	1		RTX-VRX 0.45(mm)
ZZZZZ		06/03/2011 08:33	1		RTX-VRX 0.45(mm)
ZZZZZ		06/03/2011 09:11	1		RTX-VRX 0.45(mm)
ZZZZZ		06/03/2011 09:50	1		RTX-VRX 0.45(mm)
ZZZZZ		06/03/2011 10:29	1		RTX-VRX 0.45(mm)
CCV 240-3404/31		06/03/2011 11:08	1	YF060231.D	RTX-VRX 0.45(mm)
ZZZZZ		06/03/2011 11:48	1		RTX-VRX 0.45(mm)
240-321-5	DMW8S-051911	06/03/2011 12:27	1	YF060233.D	RTX-VRX 0.45(mm)
CCV 240-3404/33		06/03/2011 13:06	1	YF060234.D	RTX-VRX 0.45(mm)

Report Date: 03-Jun-2011 14:59:48 Chrom Revision: 1.2 17-May-2011 14:46:34

TestAmerica Laboratories
Target Compound Quantitation Report

Data File:	\\Ncchrom\ChromData\YPID\20110602-796.b\YF060233.D		
Lims ID:	240-321-E-5	Client ID:	DMW8S-051911
Inject. Date:	03-Jun-2011 12:27:35	Dil. Factor:	1.0000
Sample Type:	Client		
Sample ID:	240-0000796-034		
Misc. Info.:			
Operator:	004275	Instrument ID:	YPID
Vol. Injected:	1.0000	ALS Bottle#:	1
Lims Batch ID:	3404	Lims Sample ID:	34
Detector 1 :	GC ELC2B		
Detector 2 :	GC FID1A		
Method:	\\Ncchrom\ChromData\YPID\20110602-796.b\Y80158021.m		
Last Update:	03-Jun-2011 14:59:47	Calib Date:	02-Jun-2011 20:28:14
Quant Method:	Internal/External Standard	Quant By:	Initial Calibration
Last ICal File:	\\Ncchrom\ChromData\YPID\20110602-796.b\YF060208.D		
Limit Group:	GCV 8015B GRO ICAL		
Integrator:	Falcon		
Process Host:	CORP-CTX-18		

Compound	Det	RT	ADJ RT	DLT RT	Response	On-Col Amt ug/l	Flags
* 15 Fluorobenzene	1	0.000	7.949	-7.949	0	0	
$ 16 Trifluorotoluene (Surr)	2	9.257	9.256	0.001	2335576	9.96	
A 5 C6-C10	2	11.378	4.310 - 18.446		8876193	33.3	

TPH (C6-C10)
rep result 33 ug/L

$$\frac{(8876193)}{(266708.177)} = 33.3 \text{ ug/L}$$

FORM VIII
DIESEL RANGE ORGANICS ANALYTICAL SEQUENCE

Lab Name: TestAmerica North Canton Job No.: 240-321-1

SDG No.:

Sample No.: CCVRT 240-3227/9 Date Analyzed: 06/01/2011 15:21

Instrument ID: A2HP14F GC Column: RTX-5 ID: 0.53(mm)

Lab File ID (Standard): P14F0000009.D Heated Purge: (Y/N) N

Calibration ID: 1051

THE ANALYTICAL SEQUENCE OF BLANKS, SAMPLES, STANDARDS, MS/MSDs AND LCSs IS GIVEN BELOW:

				C9 RT #		
CONTINUING CALIBRATION SURROGATE				1.75		
UPPER LIMIT				1.85		
LOWER LIMIT				1.65		
LAB SAMPLE ID	CLIENT SAMPLE ID	DATE ANALYZED	LAB FILE ID			
CCVRT 240-3227/9		06/01/2011 15:21	P14F0000009.D	1.75		
240-475-3	MW-5	06/01/2011 15:45	P14F0000010.D	1.75		
MB 240-2983/4-A		06/01/2011 16:58	P14F0000013.D	1.75		
LCS 240-2983/5-A		06/01/2011 17:22	P14F0000014.D	1.75		
CCV 240-3227/15		06/01/2011 17:46	P14F0000015.D	1.75		

C9 = n-Nonane

C9 RT Limit = ± 0.1 minutes of surrogate RT

Column used to flag values outside QC limits

FORM VIII 8015B

FORM VIII
DIESEL RANGE ORGANICS ANALYTICAL SEQUENCE

Lab Name: TestAmerica North Canton Job No.: 240-321-1

SDG No.:

Sample No.: CCVRT 240-2873/5 Date Analyzed: 05/27/2011 15:12

Instrument ID: A2HP5 GC Column: RTX-5 ID: 0.53(mm)

Lab File ID (Standard): P5052705.D Heated Purge: (Y/N) N

Calibration ID: 959

THE ANALYTICAL SEQUENCE OF BLANKS, SAMPLES, STANDARDS, MS/MSDs AND LCSs IS GIVEN BELOW:

				C9 RT #
CONTINUING CALIBRATION SURROGATE				3.30
UPPER LIMIT				3.40
LOWER LIMIT				3.20
LAB SAMPLE ID	CLIENT SAMPLE ID	DATE ANALYZED	LAB FILE ID	
CCVRT 240-2873/5		05/27/2011 15:12	P5052705.D	3.30
240-321-5	DMW8S-051911	05/27/2011 16:35	P5052707.D	3.30
MB 240-2573/1-A		05/28/2011 01:35	P5052720.D	3.30
LCS 240-2573/2-A		05/28/2011 02:16	P5052721.D	3.30
CCV 240-2873/22		05/28/2011 02:58	P5052722.D	3.30

C9 = n-Nonane

C9 RT Limit = ± 0.1 minutes of surrogate RT

Column used to flag values outside QC limits

FORM VIII 8015B

FORM II
DIESEL RANGE ORGANICS SURROGATE RECOVERY

Lab Name: TestAmerica North Canton Job No.: 240-321-1

SDG No.:

Matrix: Water Level: Low

GC Column (1): RTX-5 ID: 0.53 (mm)

Client Sample ID	Lab Sample ID	C91	#
DMW8S-051911	240-321-5	72	
MW-5	240-475-3	51	
	MB 240-2573/1-A	73	
	MB 240-2983/4-A	53	
	LCS 240-2573/2-A	70	
	LCS 240-2983/5-A	57	

	QC LIMITS
C9 = n-Nonane	10-110

Column to be used to flag recovery values

FORM II 8015B

FORM III
DIESEL RANGE ORGANICS LAB CONTROL SAMPLE RECOVERY

Lab Name: TestAmerica North Canton Job No.: 240-321-1

SDG No.:

Matrix: Water Level: Low Lab File ID: P5052721.D

Lab ID: LCS 240-2573/2-A Client ID:

COMPOUND	SPIKE ADDED (ug/L)	LCS CONCENTRATION (ug/L)	LCS % REC	QC LIMITS REC	#
Diesel	2500	2670	107	36-124	

Column to be used to flag recovery and RPD values

FORM III 8015B

FORM III
DIESEL RANGE ORGANICS LAB CONTROL SAMPLE RECOVERY

Lab Name: TestAmerica North Canton Job No.: 240-321-1

SDG No.:

Matrix: Water Level: Low Lab File ID: P14F0000014.D

Lab ID: LCS 240-2983/5-A Client ID:

COMPOUND	SPIKE ADDED (ug/L)	LCS CONCENTRATION (ug/L)	LCS % REC	QC LIMITS REC	#
Diesel	2500	2530	101	36-124	

Column to be used to flag recovery and RPD values

FORM III 8015B

FORM IV
DIESEL RANGE ORGANICS METHOD BLANK SUMMARY

Lab Name: TestAmerica North Canton Job No.: 240-321-1

SDG No.:

Lab Sample ID: MB 240-2573/1-A

Matrix: Water Date Extracted: 05/25/2011 10:31

Lab File ID:(1) P5052720.D Lab File ID:(2)

Date Analyzed:(1) 05/28/2011 01:35 Date Analyzed:(2)

Instrument ID:(1) A2HP5 Instrument ID:(2)

GC Column:(1) RTX-5 ID: 0.53(mm) GC Column:(2) ID:

THIS METHOD BLANK APPLIES TO THE FOLLOWING SAMPLES:

CLIENT SAMPLE ID	LAB SAMPLE ID	DATE ANALYZED 1	DATE ANALYZED 2
DMW8S-051911	240-321-5	05/27/2011 16:35	
	LCS 240-2573/2-A	05/28/2011 02:16	

FORM I
DIESEL RANGE ORGANICS ANALYSIS DATA SHEET

Lab Name: TestAmerica North Canton | Job No.: 240-321-1

SDG No.:

Client Sample ID: | Lab Sample ID: MB 240-2573/1-A

Matrix: Water | Lab File ID: P5052720.D

Analysis Method: 8015B | Date Collected:

Extraction Method: 3520C | Date Extracted: 05/25/2011 10:31

Sample wt/vol: 1000(mL) | Date Analyzed: 05/28/2011 01:35

Con. Extract Vol.: 5(mL) | Dilution Factor: 1

Injection Volume: 1(uL) | GC Column: RTX-5 ID: 0.53(mm)

% Moisture: | GPC Cleanup:(Y/N) N

Analysis Batch No.: 2873 | Units: ug/L

CAS NO.	COMPOUND NAME	RESULT	Q	RL	MDL
STL00141	Total Petroleum Hydrocarbons (C10-C32)	500	U	500	240

CAS NO.	SURROGATE	%REC	Q	LIMITS
111-84-2	n-Nonane	73		10-110

FORM IV
DIESEL RANGE ORGANICS METHOD BLANK SUMMARY

Lab Name: TestAmerica North Canton Job No.: 240-321-1

SDG No.:

Lab Sample ID: MB 240-2983/4-A

Matrix: Water Date Extracted: 05/28/2011 08:57

Lab File ID:(1) P14F0000013.D Lab File ID:(2)

Date Analyzed:(1) 06/01/2011 16:58 Date Analyzed:(2)

Instrument ID:(1) A2HP14F Instrument ID:(2)

GC Column:(1) RTX-5 ID: 0.53(mm) GC Column:(2) ID:

THIS METHOD BLANK APPLIES TO THE FOLLOWING SAMPLES:

CLIENT SAMPLE ID	LAB SAMPLE ID	DATE ANALYZED 1	DATE ANALYZED 2
MW-5	240-475-3	06/01/2011 15:45	
	LCS 240-2983/5-A	06/01/2011 17:22	

FORM I
DIESEL RANGE ORGANICS ANALYSIS DATA SHEET

Lab Name: TestAmerica North Canton
Job No.: 240-321-1
SDG No.:
Client Sample ID:
Lab Sample ID: MB 240-2983/4-A
Matrix: Water
Lab File ID: P14F0000013.D
Analysis Method: 8015B
Date Collected:
Extraction Method: 3520C
Date Extracted: 05/28/2011 08:57
Sample wt/vol: 1000(mL)
Date Analyzed: 06/01/2011 16:58
Con. Extract Vol.: 5.00(mL)
Dilution Factor: 1
Injection Volume: 1(uL)
GC Column: RTX-5 ID: 0.53(mm)
% Moisture:
GPC Cleanup:(Y/N) N
Analysis Batch No.: 3227
Units: ug/L

CAS NO.	COMPOUND NAME	RESULT	Q	RL	MDL
STL00141	Total Petroleum Hydrocarbons (C10-C32)	500	U	500	240

CAS NO.	SURROGATE	%REC	Q	LIMITS
111-84-2	n-Nonane	53		10-110

FORM I 8015B

FORM VI
DIESEL RANGE ORGANICS INITIAL CALIBRATION DATA
EXTERNAL STANDARD RETENTION TIME SUMMARY

Lab Name: TestAmerica North Canton Job No.: 240-321-1 Analy Batch No.: 2166

SDG No.:

Instrument ID: A2HP14F GC Column: RTX-5 ID: 0.53(mm) Heated Purge: (Y/N) N

Calibration Start Date: 05/19/2011 12:01 Calibration End Date: 05/19/2011 13:38 Calibration ID: 1051

Calibration Files:

LEVEL:	LAB SAMPLE ID:	LAB FILE ID:
Level 1	STD1 240-2166/4	P14F0000004.D
Level 2	STD2 240-2166/5	P14F0000005.D
Level 3	STD3 240-2166/6	P14F0000006.D
Level 4	STD4 240-2166/7	P14F0000007.D
Level 5	STD5 240-2166/8	P14F0000008.D

ANALYTE	LVL 1	LVL 2	LVL 3	LVL 4	LVL 5	RT WINDOW	AVG RT
Diesel	8.122	8.122	8.122	8.122	8.122	3.590 - 12.654	8.122
n-Nonane	1.752	1.753	1.757	1.755	1.757	1.702 - 1.802	1.755

FORM VI
DIESEL RANGE ORGANICS INITIAL CALIBRATION DATA
EXTERNAL STANDARD CURVE EVALUTION

Lab Name: TestAmerica North Canton Job No.: 240-321-1 Analy Batch No.: 2166

SDG No.:

Instrument ID: A2HP14F GC Column: RTX-5 ID: 0.53(mm) Heated Purge: (Y/N) N

Calibration Start Date: 05/19/2011 12:01 Calibration End Date: 05/19/2011 13:38 Calibration ID: 1051

Calibration Files:

LEVEL:	LAB SAMPLE ID:	LAB FILE ID:
Level 1	STD1 240-2166/4	P14F0000004.D
Level 2	STD2 240-2166/5	P14F0000005.D
Level 3	STD3 240-2166/6	P14F0000006.D
Level 4	STD4 240-2166/7	P14F0000007.D
Level 5	STD5 240-2166/8	P14F0000008.D

ANALYTE	CF				CURVE TYPE	COEFFICIENT			#	MIN CF	%RSD	#	MAX %RSD	R^2 OR COD	#	MIN R^2 OR COD
	LVL 1 LVL 5	LVL 2	LVL 3	LVL 4		B	M1	M2								
Diesel	705763 336646	515461	435657	351683	Lin	44348394.0	314402.704							0.9980		0.9900
n-Nonane	413140 382989	431927	436350	381033	Ave		409087.891				6.4		20.0			

Note: The m1 coefficient is the same as Ave CF for an Ave curve type.

FORM VI
DIESEL RANGE ORGANICS INITIAL CALIBRATION DATA
EXTERNAL STANDARD RESPONSE AND CONCENTRATION

Lab Name: TestAmerica North Canton Job No.: 240-321-1 Analy Batch No.: 2166

SDG No.:

Instrument ID: A2HP14F GC Column: RTX-5 ID: 0.53(mm) Heated Purge: (Y/N) N

Calibration Start Date: 05/19/2011 12:01 Calibration End Date: 05/19/2011 13:38 Calibration ID: 1051

Calibration Files:

LEVEL:	LAB SAMPLE ID:	LAB FILE ID:
Level 1	STD1 240-2166/4	P14F0000004.D
Level 2	STD2 240-2166/5	P14F0000005.D
Level 3	STD3 240-2166/6	P14F0000006.D
Level 4	STD4 240-2166/7	P14F0000007.D
Level 5	STD5 240-2166/8	P14F0000008.D

ANALYTE	CURVE TYPE	RESPONSE					CONCENTRATION (NG/UL)				
		LVL 1	LVL 2	LVL 3	LVL 4	LVL 5	LVL 1	LVL 2	LVL 3	LVL 4	LVL 5
Diesel	Lin	70576281	103092243	217828353	351682761	673292607	100	200	500	1000	2000
n-Nonane	Ave	4131403	8638546	21817505	38103250	76597851	10.0	20.0	50.0	100	200

Curve Type Legend:

Ave = Average
Lin = Linear

FORM VI
DIESEL RANGE ORGANICS INITIAL CALIBRATION DATA
EXTERNAL STANDARD RETENTION TIME SUMMARY

Lab Name: TestAmerica North Canton Job No.: 240-321-1 Analy Batch No.: 1564

SDG No.:

Instrument ID: A2HP5 GC Column: RTX-5 ID: 0.53(mm) Heated Purge: (Y/N) N

Calibration Start Date: 04/25/2011 10:32 Calibration End Date: 04/25/2011 11:01 Calibration ID: 959

Calibration Files:

LEVEL:	LAB SAMPLE ID:	LAB FILE ID:
Level 1	STD1 240-1564/3	P5042504.D
Level 2	STD2 240-1564/4	P5042505.D
Level 3	STD3 240-1564/5	P5042506.D
Level 4	STD4 240-1564/6	P5042507.D
Level 5	STD5 240-1564/7	P5042508.D

ANALYTE	LVL 1	LVL 2	LVL 3	LVL 4	LVL 5	RT WINDOW	AVG RT
Diesel	9.064	9.064	9.064	9.064	9.064	4.838 - 13.289	9.064
n-Nonane	3.697	3.693	3.696	3.695	3.699	3.647 - 3.747	3.696

FORM VI
DIESEL RANGE ORGANICS INITIAL CALIBRATION DATA
EXTERNAL STANDARD CURVE EVALUTION

Lab Name: TestAmerica North Canton Job No.: 240-321-1 Analy Batch No.: 1564

SDG No.:

Instrument ID: A2HP5 GC Column: RTX-5 ID: 0.53(mm) Heated Purge: (Y/N) N

Calibration Start Date: 04/25/2011 10:32 Calibration End Date: 04/25/2011 11:01 Calibration ID: 959

Calibration Files:

LEVEL:	LAB SAMPLE ID:	LAB FILE ID:
Level 1	STD1 240-1564/3	P5042504.D
Level 2	STD2 240-1564/4	P5042505.D
Level 3	STD3 240-1564/5	P5042506.D
Level 4	STD4 240-1564/6	P5042507.D
Level 5	STD5 240-1564/7	P5042508.D

ANALYTE	CF				CURVE TYPE	COEFFICIENT			#	MIN CF	%RSD	#	MAX %RSD	R^2 OR COD	#	MIN R^2 OR COD
	LVL 1 LVL 5	LVL 2	LVL 3	LVL 4		B	M1	M2								
Diesel	253880 183844	194912	213715	180853	Ave		205440.756				15.0		20.0			
n-Nonane	283211 249411	245446	269991	245251	Ave		258662.187				6.6		20.0			

Note: The m1 coefficient is the same as Ave CF for an Ave curve type.

FORM VI
DIESEL RANGE ORGANICS INITIAL CALIBRATION DATA
EXTERNAL STANDARD RESPONSE AND CONCENTRATION

Lab Name: TestAmerica North Canton Job No.: 240-321-1 Analy Batch No.: 1564

SDG No.:

Instrument ID: A2HP5 GC Column: RTX-5 ID: 0.53(mm) Heated Purge: (Y/N) N

Calibration Start Date: 04/25/2011 10:32 Calibration End Date: 04/25/2011 11:01 Calibration ID: 959

Calibration Files:

LEVEL:	LAB SAMPLE ID:	LAB FILE ID:
Level 1	STD1 240-1564/3	P5042504.D
Level 2	STD2 240-1564/4	P5042505.D
Level 3	STD3 240-1564/5	P5042506.D
Level 4	STD4 240-1564/6	P5042507.D
Level 5	STD5 240-1564/7	P5042508.D

ANALYTE	CURVE TYPE	RESPONSE					CONCENTRATION (NG/UL)				
		LVL 1	LVL 2	LVL 3	LVL 4	LVL 5	LVL 1	LVL 2	LVL 3	LVL 4	LVL 5
Diesel	Ave	25388034	38982467	106857343	180852891	367687061	100	200	500	1000	2000
n-Nonane	Ave	2832113	4908911	13499563	24525133	49882299	10.0	20.0	50.0	100	200

Curve Type Legend:
Ave = Average

FORM VII
DIESEL RANGE ORGANICS CONTINUING CALIBRATION DATA

Lab Name: TestAmerica North Canton Job No.: 240-321-1

SDG No.:

Lab Sample ID: ICV 240-2166/9 Calibration Date: 05/19/2011 14:02

Instrument ID: A2HP14F Calib Start Date: 05/19/2011 12:01

GC Column: RTX-5 ID: 0.53(mm) Calib End Date: 05/19/2011 13:38

Lab File ID: P14F0000009.D Conc. Units: ng/uL

ANALYTE	CURVE TYPE	AVE CF	CF	MIN CF	CALC AMOUNT	SPIKE AMOUNT	%D	MAX %D
Diesel	Lin		411800		514	500	2.8	20.0

FORM VII
DIESEL RANGE ORGANICS CONTINUING CALIBRATION RETENTION TIME SUMMARY

Lab Name: TestAmerica North Canton Job No.: 240-321-1

SDG No.:

Lab Sample ID: ICV 240-2166/9 Calibration Date: 05/19/2011 14:02

Instrument ID: A2HP14F Calib Start Date: 05/19/2011 12:01

GC Column: RTX-5 ID: 0.53(mm) Calib End Date: 05/19/2011 13:38

Lab File ID: P14F0000009.D

Analyte	RT	RT WINDOW	
		TO	FROM
Diesel	8.12	3.59	12.65

FORM VII
DIESEL RANGE ORGANICS CONTINUING CALIBRATION DATA

Lab Name: TestAmerica North Canton Job No.: 240-321-1

SDG No.:

Lab Sample ID: CCVRT 240-3227/9 Calibration Date: 06/01/2011 15:21

Instrument ID: A2HP14F Calib Start Date: 05/19/2011 12:01

GC Column: RTX-5 ID: 0.53(mm) Calib End Date: 05/19/2011 13:38

Lab File ID: P14F0000009.D Conc. Units: ng/uL

ANALYTE	CURVE TYPE	AVE CF	CF	MIN CF	CALC AMOUNT	SPIKE AMOUNT	%D	MAX %D
Diesel	Lin		422535		531	500	6.2	15.0
n-Nonane	Ave	409088	433000		52.9	50.0	5.8	15.0

FORM VII
DIESEL RANGE ORGANICS CONTINUING CALIBRATION RETENTION TIME SUMMARY

Lab Name: TestAmerica North Canton Job No.: 240-321-1

SDG No.:

Lab Sample ID: CCVRT 240-3227/9 Calibration Date: 06/01/2011 15:21

Instrument ID: A2HP14F Calib Start Date: 05/19/2011 12:01

GC Column: RTX-5 ID: 0.53(mm) Calib End Date: 05/19/2011 13:38

Lab File ID: P14F0000009.D

Analyte	RT	RT WINDOW	
		TO	FROM
Diesel	8.12	3.58	12.65
n-Nonane	1.75	1.70	1.80

FORM VII
DIESEL RANGE ORGANICS CONTINUING CALIBRATION DATA

Lab Name: TestAmerica North Canton Job No.: 240-321-1

SDG No.:

Lab Sample ID: CCV 240-3227/15 Calibration Date: 06/01/2011 17:46

Instrument ID: A2HP14F Calib Start Date: 05/19/2011 12:01

GC Column: RTX-5 ID: 0.53(mm) Calib End Date: 05/19/2011 13:38

Lab File ID: P14F0000015.D Conc. Units: ng/uL

ANALYTE	CURVE TYPE	AVE CF	CF	MIN CF	CALC AMOUNT	SPIKE AMOUNT	%D	MAX %D
Diesel	Lin		426670		538	500	7.5	15.0
n-Nonane	Ave	409088	445242		54.4	50.0	8.8	15.0

FORM VII
DIESEL RANGE ORGANICS CONTINUING CALIBRATION RETENTION TIME SUMMARY

Lab Name: TestAmerica North Canton Job No.: 240-321-1

SDG No.:

Lab Sample ID: CCV 240-3227/15 Calibration Date: 06/01/2011 17:46

Instrument ID: A2HP14F Calib Start Date: 05/19/2011 12:01

GC Column: RTX-5 ID: 0.53(mm) Calib End Date: 05/19/2011 13:38

Lab File ID: P14F0000015.D

Analyte	RT	RT WINDOW	
		TO	FROM
Diesel	8.12	3.58	12.65
n-Nonane	1.75	1.70	1.80

FORM VII
DIESEL RANGE ORGANICS CONTINUING CALIBRATION DATA

Lab Name: TestAmerica North Canton Job No.: 240-321-1

SDG No.:

Lab Sample ID: ICV 240-1564/13 Calibration Date: 04/25/2011 12:58

Instrument ID: A2HP5 Calib Start Date: 04/25/2011 10:32

GC Column: RTX-5 ID: 0.53(mm) Calib End Date: 04/25/2011 11:01

Lab File ID: P5042509.D Conc. Units: ng/uL

ANALYTE	CURVE TYPE	AVE CF	CF	MIN CF	CALC AMOUNT	SPIKE AMOUNT	%D	MAX %D
Diesel	Ave	205441	212671		518	500	3.5	20.0

FORM VII

DIESEL RANGE ORGANICS CONTINUING CALIBRATION RETENTION TIME SUMMARY

Lab Name: TestAmerica North Canton Job No.: 240-321-1

SDG No.:

Lab Sample ID: ICV 240-1564/13 Calibration Date: 04/25/2011 12:58

Instrument ID: A2HP5 Calib Start Date: 04/25/2011 10:32

GC Column: RTX-5 ID: 0.53(mm) Calib End Date: 04/25/2011 11:01

Lab File ID: P5042509.D

Analyte	RT	RT WINDOW	
		TO	FROM
Diesel	9.06	4.84	13.29

FORM VII
DIESEL RANGE ORGANICS CONTINUING CALIBRATION DATA

Lab Name: TestAmerica North Canton Job No.: 240-321-1

SDG No.:

Lab Sample ID: CCVRT 240-2873/5 Calibration Date: 05/27/2011 15:12

Instrument ID: A2HP5 Calib Start Date: 04/25/2011 10:32

GC Column: RTX-5 ID: 0.53(mm) Calib End Date: 04/25/2011 11:01

Lab File ID: P5052705.D Conc. Units: ng/uL

ANALYTE	CURVE TYPE	AVE CF	CF	MIN CF	CALC AMOUNT	SPIKE AMOUNT	%D	MAX %D
Diesel	Ave	205441	196730		479	500	-4.2	15.0
n-Nonane	Ave	258662	263739		51.0	50.0	2.0	15.0

FORM VII

DIESEL RANGE ORGANICS CONTINUING CALIBRATION RETENTION TIME SUMMARY

Lab Name: TestAmerica North Canton Job No.: 240-321-1

SDG No.:

Lab Sample ID: CCVRT 240-2873/5 Calibration Date: 05/27/2011 15:12

Instrument ID: A2HP5 Calib Start Date: 04/25/2011 10:32

GC Column: RTX-5 ID: 0.53(mm) Calib End Date: 04/25/2011 11:01

Lab File ID: P5052705.D

Analyte	RT	RT WINDOW	
		TO	FROM
Diesel	8.92	4.58	13.10
n-Nonane	3.30	3.23	3.37

FORM VII
DIESEL RANGE ORGANICS CONTINUING CALIBRATION DATA

Lab Name: TestAmerica North Canton Job No.: 240-321-1

SDG No.:

Lab Sample ID: CCV 240-2873/22 Calibration Date: 05/28/2011 02:58

Instrument ID: A2HP5 Calib Start Date: 04/25/2011 10:32

GC Column: RTX-5 ID: 0.53(mm) Calib End Date: 04/25/2011 11:01

Lab File ID: P5052722.D Conc. Units: ng/uL

ANALYTE	CURVE TYPE	AVE CF	CF	MIN CF	CALC AMOUNT	SPIKE AMOUNT	%D	MAX %D
Diesel	Ave	205441	222124		541	500	8.1	15.0
n-Nonane	Ave	258662	301940		58.4	50.0	16.7*	15.0

FORM VII
DIESEL RANGE ORGANICS CONTINUING CALIBRATION RETENTION TIME SUMMARY

Lab Name: TestAmerica North Canton Job No.: 240-321-1

SDG No.:

Lab Sample ID: CCV 240-2873/22 Calibration Date: 05/28/2011 02:58

Instrument ID: A2HP5 Calib Start Date: 04/25/2011 10:32

GC Column: RTX-5 ID: 0.53(mm) Calib End Date: 04/25/2011 11:01

Lab File ID: P5052722.D

Analyte	RT	RT WINDOW	
		TO	FROM
Diesel	8.92	4.58	13.10
n-Nonane	3.30	3.23	3.37

DIESEL RANGE ORGANICS ANALYSIS RUN LOG

Lab Name: TestAmerica North Canton Job No.: 240-321-1

SDG No.:

Instrument ID: A2HP14F Start Date: 05/19/2011 12:01

Analysis Batch Number: 2166 End Date: 05/19/2011 14:02

LAB SAMPLE ID	CLIENT SAMPLE ID	DATE ANALYZED	DILUTION FACTOR	LAB FILE ID	COLUMN ID
STD1 240-2166/4 IC		05/19/2011 12:01	1	P14F0000004.D	RTX-5 0.53(mm)
STD2 240-2166/5 IC		05/19/2011 12:25	1	P14F0000005.D	RTX-5 0.53(mm)
STD3 240-2166/6 IC		05/19/2011 12:49	1	P14F0000006.D	RTX-5 0.53(mm)
STD4 240-2166/7 IC		05/19/2011 13:14	1	P14F0000007.D	RTX-5 0.53(mm)
STD5 240-2166/8 IC		05/19/2011 13:38	1	P14F0000008.D	RTX-5 0.53(mm)
ICV 240-2166/9		05/19/2011 14:02	1	P14F0000009.D	RTX-5 0.53(mm)

DIESEL RANGE ORGANICS ANALYSIS RUN LOG

Lab Name: TestAmerica North Canton Job No.: 240-321-1

SDG No.:

Instrument ID: A2HP14F Start Date: 06/01/2011 15:21

Analysis Batch Number: 3227 End Date: 06/01/2011 22:36

LAB SAMPLE ID	CLIENT SAMPLE ID	DATE ANALYZED	DILUTION FACTOR	LAB FILE ID	COLUMN ID
CCVRT 240-3227/9		06/01/2011 15:21	1	P14F0000009.D	RTX-5 0.53(mm)
240-475-3	MW-5	06/01/2011 15:45	1	P14F0000010.D	RTX-5 0.53(mm)
ZZZZZ		06/01/2011 16:09	1		RTX-5 0.53(mm)
ZZZZZ		06/01/2011 16:33	1		RTX-5 0.53(mm)
MB 240-2983/4-A		06/01/2011 16:58	1	P14F0000013.D	RTX-5 0.53(mm)
LCS 240-2983/5-A		06/01/2011 17:22	1	P14F0000014.D	RTX-5 0.53(mm)
CCV 240-3227/15		06/01/2011 17:46	1	P14F0000015.D	RTX-5 0.53(mm)
ZZZZZ		06/01/2011 18:10	1		RTX-5 0.53(mm)
ZZZZZ		06/01/2011 18:34	1		RTX-5 0.53(mm)
ZZZZZ		06/01/2011 18:58	1		RTX-5 0.53(mm)
ZZZZZ		06/01/2011 19:23	1		RTX-5 0.53(mm)
ZZZZZ		06/01/2011 19:47	1		RTX-5 0.53(mm)
ZZZZZ		06/01/2011 20:11	1		RTX-5 0.53(mm)
ZZZZZ		06/01/2011 20:35	1		RTX-5 0.53(mm)
ZZZZZ		06/01/2011 20:59	1		RTX-5 0.53(mm)
ZZZZZ		06/01/2011 21:23	1		RTX-5 0.53(mm)
ZZZZZ		06/01/2011 21:47	1		RTX-5 0.53(mm)
ZZZZZ		06/01/2011 22:12	1		RTX-5 0.53(mm)
CCV 240-3227/27		06/01/2011 22:36	1		RTX-5 0.53(mm)

DIESEL RANGE ORGANICS ANALYSIS RUN LOG

Lab Name: TestAmerica North Canton Job No.: 240-321-1

SDG No.:

Instrument ID: A2HP5 Start Date: 04/25/2011 10:32

Analysis Batch Number: 1564 End Date: 04/25/2011 12:58

LAB SAMPLE ID	CLIENT SAMPLE ID	DATE ANALYZED	DILUTION FACTOR	LAB FILE ID	COLUMN ID
STD1 240-1564/3 IC		04/25/2011 10:32	1	P5042504.D	RTX-5 0.53(mm)
STD2 240-1564/4 IC		04/25/2011 11:01	1	P5042505.D	RTX-5 0.53(mm)
STD3 240-1564/5 IC		04/25/2011 11:30	1	P5042506.D	RTX-5 0.53(mm)
STD4 240-1564/6 IC		04/25/2011 11:59	1	P5042507.D	RTX-5 0.53(mm)
STD5 240-1564/7 IC		04/25/2011 12:29	1	P5042508.D	RTX-5 0.53(mm)
ICV 240-1564/13		04/25/2011 12:58	1	P5042509.D	RTX-5 0.53(mm)

DIESEL RANGE ORGANICS ANALYSIS RUN LOG

Lab Name: TestAmerica North Canton Job No.: 240-321-1

SDG No.:

Instrument ID: A2HP5 Start Date: 05/27/2011 15:12

Analysis Batch Number: 2873 End Date: 05/28/2011 02:58

LAB SAMPLE ID	CLIENT SAMPLE ID	DATE ANALYZED	DILUTION FACTOR	LAB FILE ID	COLUMN ID
CCVRT 240-2873/5		05/27/2011 15:12	1	P5052705.D	RTX-5 0.53(mm)
ZZZZZ		05/27/2011 15:54	1		RTX-5 0.53(mm)
240-321-5	DMW8S-051911	05/27/2011 16:35	1	P5052707.D	RTX-5 0.53(mm)
ZZZZZ		05/27/2011 17:17	1		RTX-5 0.53(mm)
ZZZZZ		05/27/2011 17:59	1		RTX-5 0.53(mm)
ZZZZZ		05/27/2011 18:40	1		RTX-5 0.53(mm)
ZZZZZ		05/27/2011 19:22	1		RTX-5 0.53(mm)
ZZZZZ		05/27/2011 20:04	1		RTX-5 0.53(mm)
ZZZZZ		05/27/2011 20:45	1		RTX-5 0.53(mm)
ZZZZZ		05/27/2011 21:27	1		RTX-5 0.53(mm)
ZZZZZ		05/27/2011 23:31	1		RTX-5 0.53(mm)
ZZZZZ		05/28/2011 00:12	1		RTX-5 0.53(mm)
ZZZZZ		05/28/2011 00:54	1		RTX-5 0.53(mm)
MB 240-2573/1-A		05/28/2011 01:35	1	P5052720.D	RTX-5 0.53(mm)
LCS 240-2573/2-A		05/28/2011 02:16	1	P5052721.D	RTX-5 0.53(mm)
CCV 240-2873/22		05/28/2011 02:58	1	P5052722.D	RTX-5 0.53(mm)

Tetra Tech NUS **INTERNAL CORRESPONDENCE**

TO: **D. MURALI** **DATE: AUGUST 2, 2011**

FROM: **TERRI L. SOLOMON** **COPIES:** **DV FILE**

SUBJECT: **INORGANIC DATA VALIDATION – SELECT TOTAL AND DISSOLVED METALS, PERCHLORATE**
MARTIN STATE AIRPORT – GROUNDWATER
SAMPLE DELIVERY GROUP (SDG) – 240-321-1

SAMPLES: 7/Aqueous/

DMW-8D	DMW-8I	DMW14D-051911
DMW14I-051911	DMW17I-051911	DMW8S-051911
MW-5		

Overview

The sample set for Martin State Airport – Groundwater, SDG 240-321-1, consists of seven (7) aqueous environmental samples. No field duplicate pairs were included within this SDG.

All samples were analyzed for select total and dissolved metals including antimony, arsenic, barium, beryllium, cadmium, chromium, cobalt, copper, lead, mercury, molybdenum, nickel, selenium, silver, thallium, tungsten, vanadium and zinc and perchlorate. The samples were collected by Tetra Tech on May 19, 23 and 24, 2011 and metals were analyzed by Test America – North Canton. Perchlorate was analyzed by Test America – West Sacramento. Metals analyses were conducted using SW-846 method 6020. Mercury analyses were conducted using SW-846 method 7470A. Perchlorate analyses were conducted using EPA method 314.0.

The findings offered in this report are based upon a general review of all available data. The data review was based on data completeness, holding times, initial and continuing calibration verification results, laboratory method / preparation blank results, ICP interference results, laboratory control sample recoveries, internal standard recoveries, detection limits and analyte quantitation.

Areas of concern with respect to data quality are listed below.

Major Problems

None.

Minor Problems

- The contract required detection limit (CRDL) percent recoveries for cobalt, nickel and selenium were > 110% quality control limit affecting total and dissolved samples DMW-8D, DMW-8I and MW-5. The positive results < 2X CRDL for the aforementioned analytes in the affected samples were qualified as estimated, "J", as a result of conflicting noncompliances.

- The following contaminants were detected in the laboratory method/preparation blanks at the following maximum concentrations:

  Affects total and dissolved samples DMW14D-051911, DMW14I-051911, DMW17I-051911 and DMW8S-051911:

Analyte	Maximum Concentration	Action Level
Antimony	0.130 ug/L	0.65 ug/L
Barium[(1)]	1.36 ug/L	6.8 ug/L
Cobalt	0.0910 ug/L	0.455 ug/L
Copper[(1)]	0.961 ug/L	4.805 ug/L
Molybdenum	1.32 ug/L	6.6 ug/L
Silver	0.0840 ug/L	0.42 ug/L
Thallium	0.451 ug/L	2.255 ug/L
Tungsten	0.802 ug/L	4.01 ug/L
Zinc[(1)]	27.0 ug/L	135 ug/L

  Affects total and dissolved samples DMW-8D, DMW-8I and MW-5:

Analyte	Maximum Concentration	Action Level
Antimony	0.257 ug/L	1.285 ug/L
Barium[(1)]	2.20 ug/L	11.0 ug/L
Cobalt[(1)]	0.0930 ug/L	0.465 ug/L
Copper[(1)]	0.88 ug/L	4.4 ug/L
Lead[(1)]	0.999 ug/L	4.995 ug/L
Molybdenum	1.34 ug/L	6.7 ug/L
Thallium[(1)]	1.12 ug/L	5.6 ug/L
Tungsten	1.03 ug/L	5.15 ug/L
Zinc[(1)]	23.2 ug/L	116 ug/L

  [(1)] Maximum concentration present in a preparation blank.

An action level of 5X the maximum contaminant level has been used to evaluate sample data for blank contamination. Sample aliquot and dilution factors, if applicable, were taken into consideration when evaluating for blank contamination. Positive results less than the blank action level reported for antimony, barium, copper, lead, molybdenum, thallium, tungsten and zinc were qualified "B" as a result of laboratory blank contamination.

- Positive results reported below the reporting limit (RL) but above the method detection limit (MDL) were qualified as estimated, "J".

Notes

The laboratory did not analyze a matrix spike / matrix spike duplicate, laboratory duplicate or ICP serial dilution for the analyses.

Nondetected results were reported to the MDL.

The CRDL percent recoveries for silver and thallium were > 110% quality control limit affecting total and dissolved samples DMW14D-051911, DMW14I-051911, DMW17I-051911 and DMW8S-051911. No validation actions were warranted as all sample results were either > 2X CRDL or were nondetects.

The CRDL percent recoveries for antimony, beryllium, cadmium, copper, silver, thallium and zinc were > 110% quality control limit affecting total and dissolved samples DMW-8D, DMW-8I and MW-5. No validation actions were warranted as all sample results were either > 2X CRDL, nondetects or were qualified as a result of blank contamination.

The following samples were analyzed at a dilution for the perchlorate analyses:

DMW14I-051911	5X
DMW8S-051911	2X
DMW-8I	2X
MW-5	5X

Executive Summary

Laboratory Performance: The CRDL percent recoveries for several analytes were > 110% quality control limit. Several analytes were present in the laboratory method / preparation blanks.

Other Factors Affecting Data Quality: Positive results reported below the RL but above the MDL were qualified as estimated, "J".

The data for these analyses were reviewed with reference to Region III modifications to the "National Functional Guidelines for Inorganic Data Validation", April 1993.

The text of this report has been formulated to address only those problem areas affecting data quality.

Tetra Tech NUS
Terri L. Solomon
Environmental Scientist

Tetra Tech NUS
Joseph A. Samchuck
Quality Assurance Officer

Attachments:
1. Appendix A - Qualified Analytical Results
2. Appendix B - Results as reported by the Laboratory
3. Appendix C - Support Documentation

APPENDIX A
QUALIFIED ANALYTICAL RESULTS

Data Validation Qualifier Codes:

A = Lab Blank Contamination
B = Field Blank Contamination
C = Calibration Noncompliance (e.g. % RSDs, %Ds, ICVs, CCVs, RRFs, etc.)
C01 = GC/MS Tuning Noncompliance
D = MS/MSD Recovery Noncompliance
E = LCS/LCSD Recovery Noncompliance
F = Lab Duplicate Imprecision
G = Field Duplicate Imprecision
H = Holding Time Exceedance
I = ICP Serial Dilution Noncompliance
J = GFAA PDS-GFAA MSA's r < 0.995 / ICP PDS Recovery Noncompliance
K = ICP Interference - includes ICS % R Noncompliance
L = Instrument Calibration Range Exceedance
M = Sample Preservation Noncompliance
N = Internal Standard Noncompliance
N01 = Internal Standard Recovery Noncompliance Dioxins
N02 = Recovery Standard Noncompliance Dioxins
N03 = Clean-up Standard Noncompliance Dioxins
O - Poor Instrument Performance (e.g. base-line drifting)
P = Uncertainty near detection limit (< 2 x IDL for inorganics and <CRQL for organics)
Q = Other problems (can encompass a number of issues; e.g. chromatography,interferences, etc.)
R = Surrogates Recovery Noncompliance
S = Pesticide/PCB Resolution
T = % Breakdown Noncompliance for DOT and Endrin
U = % Difference between columns/detectors >25% for positive results determined via GC/HPLC
V = Non-linear calibrations; correlation coefficient r < 0.995
W = EMPC result
X = Signal to noise response drop
Y = Percent solids <30%
Z = Uncertainty at 2 sigma deviation is greater than sample activity

PROJ_NO: C03292	NSAMPLE	DMW14D-051911			DMW14I-051911			DMW17I-051911			DMW-8D		
SDG: 240-321-1	LAB_ID	240-321-3			240-321-2			240-321-4			240-475-1		
FRACTION: M	SAMP_DATE	5/19/2011			5/19/2011			5/19/2011			5/24/2011		
MEDIA: WATER	QC_TYPE	NM			NM			NM			NM		
	UNITS	UG/L			UG/L			UG/L			UG/L		
	PCT_SOLIDS	0.0			0.0			0.0			0.0		
	DUP_OF												
PARAMETER		RESULT	VQL	QLCD	RESULT	VQL	QLCD	RESULT	VQL	QLCD	RESULT	VQL	QLCD
ANTIMONY		0.13	U		0.13	U		0.13	U		0.13	U	
ARSENIC		0.4	U		26			7.1			3.1	J	P
BARIUM		4.3	B	A	14			14			26		
BERYLLIUM		0.2	U		0.2	U		0.2	U		4.4		
CADMIUM		0.13	U		0.13	U		0.13	U		140		
CHROMIUM		0.71	U		0.78	J	P	1.3	J	P	8.3		
COBALT		6			14			13			120		
COPPER		3.3	B	A	0.29	U		1.8	B	A	54		
LEAD		0.18	U		0.18	U		0.18	U		2	B	A
MERCURY		0.12	U		0.12	U		0.12	U		0.12	U	
MOLYBDENUM		0.093	U		0.57	B	A	0.25	B	A	0.37	B	A
NICKEL		7.5			7.1			17			64		
SELENIUM		0.57	U		0.57	U		0.57	U		4.6	J	CP
SILVER		0.08	U		0.08	U		0.08	U		0.08	U	
THALLIUM		0.17	B	A	0.23	B	A	0.14	U		0.74	B	A
TUNGSTEN		0.37	U		0.37	U		0.37	U		0.37	U	
VANADIUM		0.44	U		0.76	J	P	2.1	J	P	0.98	J	P
ZINC		46	B	A	6.2	B	A	43	B	A	200		

PROJ_NO: C03292	NSAMPLE	DMW-8I			DMW8S-051911			MW-5		
SDG: 240-321-1	LAB_ID	240-410-1			240-321-5			240-475-3		
FRACTION: M	SAMP_DATE	5/23/2011			5/19/2011			5/24/2011		
MEDIA: WATER	QC_TYPE	NM			NM			NM		
	UNITS	UG/L			UG/L			UG/L		
	PCT_SOLIDS	0.0			0.0			0.0		
	DUP_OF									
PARAMETER		RESULT	VQL	QLCD	RESULT	VQL	QLCD	RESULT	VQL	QLCD
ANTIMONY		0.38	B	A	0.13	U		0.18	B	A
ARSENIC		17			4.6	J	P	2.5	J	P
BARIUM		13			16			20		
BERYLLIUM		5.8			0.36	J	P	0.2	U	
CADMIUM		120			0.13	U		0.13	U	
CHROMIUM		16			21			2.1		
COBALT		150			6.4			0.47	J	CP
COPPER		34			2.7	B	A	3.4	B	A
LEAD		4.4	B	A	0.26	J	P	0.71	B	A
MERCURY		0.12	U		0.12	U		0.12	U	
MOLYBDENUM		1.8	B	A	0.48	B	A	1.9	B	A
NICKEL		110			14			1.3	J	CP
SELENIUM		21			0.57	U		0.57	U	
SILVER		0.08	U		0.08	U		0.08	U	
THALLIUM		1.6	B	A	0.14	U		0.26	B	A
TUNGSTEN		1.4	B	A	0.37	U		0.37	U	
VANADIUM		6.1	J	P	0.44	U		2.8	J	P
ZINC		300			28	B	A	8.4	B	A

PROJ_NO: C03292	NSAMPLE	DMW14D-051911			DMW14I-051911			DMW17I-051911			DMW-8D		
SDG: 240-321-1	LAB_ID	240-321-3			240-321-2			240-321-4			240-475-1		
FRACTION: MF	SAMP_DATE	5/19/2011			5/19/2011			5/19/2011			5/24/2011		
MEDIA: WATER	QC_TYPE	NM			NM			NM			NM		
	UNITS	UG/L			UG/L			UG/L			UG/L		
	PCT_SOLIDS	0.0			0.0			0.0			0.0		
	DUP_OF												
PARAMETER		RESULT	VQL	QLCD	RESULT	VQL	QLCD	RESULT	VQL	QLCD	RESULT	VQL	QLCD
ANTIMONY		0.13	U		0.13	U		0.13	U		0.13	U	
ARSENIC		0.4	U		25			6.1			3.1	J	P
BARIUM		4.4	B	A	14			9.6			25		
BERYLLIUM		0.2	U		0.2	U		0.2	U		4.4		
CADMIUM		0.13	U		0.13	U		0.13	U		140		
CHROMIUM		0.71	U		0.71	U		0.71	U		1.1	J	P
COBALT		5.9			14			12			120		
COPPER		5.3			0.37	J	P	0.52	J	P	48		
LEAD		0.18	U		0.18	U		0.18	U		1.9	B	A
MERCURY		0.12	U		0.12	U		0.12	U		0.12	U	
MOLYBDENUM		0.093	U		0.5	B	A	0.19	B	A	0.17	B	A
NICKEL		7.6			7			16			64		
SELENIUM		0.57	U		0.57	U		0.57	U		4.5	J	P
SILVER		0.08	U		0.08	U		0.08	U		0.08	U	
THALLIUM		0.16	B	A	0.18	B	A	0.14	U		0.65	B	A
TUNGSTEN		0.37	U		0.37	U		0.37	U		0.37	U	
VANADIUM		0.44	U		0.57	J	P	0.77	J	P	1.1	J	P
ZINC		48	B	A	6.1	B	A	21	B	A	190		

PROJ_NO: C03292	NSAMPLE	DMW-8I			DMW8S-051911			MW-5		
SDG: 240-321-1	LAB_ID	240-410-1			240-321-5			240-475-3		
FRACTION: MF	SAMP_DATE	5/23/2011			5/19/2011			5/24/2011		
MEDIA: WATER	QC_TYPE	NM			NM			NM		
	UNITS	UG/L			UG/L			UG/L		
	PCT_SOLIDS	0.0			0.0			0.0		
	DUP_OF									
PARAMETER		RESULT	VQL	QLCD	RESULT	VQL	QLCD	RESULT	VQL	QLCD
ANTIMONY		0.18	B	A	0.13	U		0.18	B	A
ARSENIC		18			3.8	J	P	2.3	J	P
BARIUM		11			17			19		
BERYLLIUM		6.5			0.31	J	P	0.2	U	
CADMIUM		120			0.13	U		0.13	U	
CHROMIUM		8.7			1.2	J	P	1.8	J	P
COBALT		170			6.6			0.46	J	P
COPPER		34			1.1	J	P	3.7	B	A
LEAD		4.2	B	A	0.22	J	P	0.68	B	A
MERCURY		0.12	U		0.12	U		0.12	U	
MOLYBDENUM		0.49	B	A	0.093	U		1.9	B	A
NICKEL		120			14			1.3	J	P
SELENIUM		23			0.57	U		0.57	U	
SILVER		0.08	U		0.08	U		0.08	U	
THALLIUM		0.99	B	A	0.14	U		0.24	B	A
TUNGSTEN		0.65	B	A	0.37	U		0.37	U	
VANADIUM		4.2	J	P	0.66	J	P	2.8	J	P
ZINC		320			34	B	A	8.5	B	A

PROJ_NO: C03292	NSAMPLE	DMW14D-051911			DMW14I-051911			DMW17I-051911			DMW-8D		
SDG: 240-321-1	LAB_ID	240-321-3			240-321-2			240-321-4			240-475-1		
FRACTION: MISC	SAMP_DATE	5/19/2011			5/19/2011			5/19/2011			5/24/2011		
MEDIA: WATER	QC_TYPE	NM			NM			NM			NM		
	UNITS	UG/L			UG/L			UG/L			UG/L		
	PCT_SOLIDS	0.0			0.0			0.0			0.0		
	DUP_OF												
PARAMETER		RESULT	VQL	QLCD	RESULT	VQL	QLCD	RESULT	VQL	QLCD	RESULT	VQL	QLCD
PERCHLORATE		0.36	U		1.8	U		0.86	J	P	0.36	U	

PROJ_NO: C03292	NSAMPLE	DMW-8I			DMW8S-051911			MW-5		
SDG: 240-321-1	LAB_ID	240-410-1			240-321-5			240-475-3		
FRACTION: MISC	SAMP_DATE	5/23/2011			5/19/2011			5/24/2011		
MEDIA: WATER	QC_TYPE	NM			NM			NM		
	UNITS	UG/L			UG/L			UG/L		
	PCT_SOLIDS	0.0			0.0			0.0		
	DUP_OF									
PARAMETER		RESULT	VQL	QLCD	RESULT	VQL	QLCD	RESULT	VQL	QLCD
PERCHLORATE		0.72	U		0.72	U		1.8	U	

APPENDIX B
RESULTS AS REPORTED BY THE LABORATORY

1A-IN
INORGANIC ANALYSIS DATA SHEET
METALS - TOTAL RECOVERABLE

Client Sample ID: DMW-8D
Lab Sample ID: 240-475-1
Lab Name: TestAmerica North Canton
Job No.: 240-321-1
SDG ID.:
Matrix: Water
Date Sampled: 05/24/2011 10:45
Reporting Basis: WET
Date Received: 05/25/2011 09:00

CAS No.	Analyte	Result	RL	MDL	Units	C	Q	DIL	Method
7440-36-0	Antimony	2.0	2.0	0.13	ug/L	U		1	6020
7440-38-2	Arsenic	3.1	5.0	0.40	ug/L	J		1	6020
7440-39-3	Barium	26	5.0	0.19	ug/L		B	1	6020
7440-41-7	Beryllium	4.4	1.0	0.20	ug/L			1	6020
7440-43-9	Cadmium	140	1.0	0.13	ug/L			1	6020
7440-47-3	Chromium	8.3	2.0	0.71	ug/L			1	6020
7440-48-4	Cobalt	120	1.0	0.058	ug/L		B	1	6020
7440-50-8	Copper	54	2.0	0.29	ug/L		B	1	6020
7439-92-1	Lead	2.0	1.0	0.18	ug/L		B	1	6020
7439-98-7	Molybdenum	0.37	2.0	0.093	ug/L	J	B	1	6020
7440-02-0	Nickel	64	2.0	0.20	ug/L			1	6020
7782-49-2	Selenium	4.6	5.0	0.57	ug/L	J		1	6020
7440-22-4	Silver	1.0	1.0	0.080	ug/L	U		1	6020
7440-28-0	Thallium	0.74	2.0	0.14	ug/L	J	B	1	6020
7440-33-7	Tungsten	10	10	0.37	ug/L	U		1	6020
7440-62-2	Vanadium	0.98	20	0.44	ug/L	J		1	6020
7440-66-6	Zinc	200	20	2.3	ug/L		B	1	6020

1A-IN
INORGANIC ANALYSIS DATA SHEET
METALS

Client Sample ID: DMW-8D
Lab Sample ID: 240-475-1
Lab Name: TestAmerica North Canton
Job No.: 240-321-1
SDG ID.:
Matrix: Water
Date Sampled: 05/24/2011 10:45
Reporting Basis: WET
Date Received: 05/25/2011 09:00

CAS No.	Analyte	Result	RL	MDL	Units	C	Q	DIL	Method
7439-97-6	Mercury	0.20	0.20	0.12	ug/L	U		1	7470A

1A-IN
INORGANIC ANALYSIS DATA SHEET
METALS - TOTAL RECOVERABLE

Client Sample ID: DMW-8I
Lab Sample ID: 240-410-1
Lab Name: TestAmerica North Canton
Job No.: 240-321-1
SDG ID.:
Matrix: Water
Date Sampled: 05/23/2011 14:00
Reporting Basis: WET
Date Received: 05/24/2011 09:15

CAS No.	Analyte	Result	RL	MDL	Units	C	Q	DIL	Method
7440-36-0	Antimony	0.38	2.0	0.13	ug/L	J	B	1	6020
7440-38-2	Arsenic	17	5.0	0.40	ug/L			1	6020
7440-39-3	Barium	13	5.0	0.19	ug/L		B	1	6020
7440-41-7	Beryllium	5.8	1.0	0.20	ug/L			1	6020
7440-43-9	Cadmium	120	1.0	0.13	ug/L			1	6020
7440-47-3	Chromium	16	2.0	0.71	ug/L			1	6020
7440-48-4	Cobalt	150	1.0	0.058	ug/L		B	1	6020
7440-50-8	Copper	34	2.0	0.29	ug/L		B	1	6020
7439-92-1	Lead	4.4	1.0	0.18	ug/L		B	1	6020
7439-98-7	Molybdenum	1.8	2.0	0.093	ug/L	J	B	1	6020
7440-02-0	Nickel	110	2.0	0.20	ug/L			1	6020
7782-49-2	Selenium	21	5.0	0.57	ug/L			1	6020
7440-22-4	Silver	1.0	1.0	0.080	ug/L	U		1	6020
7440-28-0	Thallium	1.6	2.0	0.14	ug/L	J	B	1	6020
7440-33-7	Tungsten	1.4	10	0.37	ug/L	J	B	1	6020
7440-62-2	Vanadium	6.1	20	0.44	ug/L	J		1	6020
7440-66-6	Zinc	300	20	2.3	ug/L		B	1	6020

1A-IN
INORGANIC ANALYSIS DATA SHEET
METALS

Client Sample ID: DMW-8I
Lab Sample ID: 240-410-1
Lab Name: TestAmerica North Canton
Job No.: 240-321-1
SDG ID.:
Matrix: Water
Date Sampled: 05/23/2011 14:00
Reporting Basis: WET
Date Received: 05/24/2011 09:15

CAS No.	Analyte	Result	RL	MDL	Units	C	Q	DIL	Method
7439-97-6	Mercury	0.20	0.20	0.12	ug/L	U		1	7470A

1A-IN
INORGANIC ANALYSIS DATA SHEET
METALS - TOTAL RECOVERABLE

Client Sample ID: DMW14D-051911
Lab Sample ID: 240-321-3
Lab Name: TestAmerica North Canton
Job No.: 240-321-1
SDG ID.:
Matrix: Water
Date Sampled: 05/19/2011 12:09
Reporting Basis: WET
Date Received: 05/20/2011 09:15

CAS No.	Analyte	Result	RL	MDL	Units	C	Q	DIL	Method
7440-36-0	Antimony	2.0	2.0	0.13	ug/L	U		1	6020
7440-38-2	Arsenic	5.0	5.0	0.40	ug/L	U		1	6020
7440-39-3	Barium	4.3	5.0	0.19	ug/L	J	B	1	6020
7440-41-7	Beryllium	1.0	1.0	0.20	ug/L	U		1	6020
7440-43-9	Cadmium	1.0	1.0	0.13	ug/L	U		1	6020
7440-47-3	Chromium	2.0	2.0	0.71	ug/L	U		1	6020
7440-48-4	Cobalt	6.0	1.0	0.058	ug/L			1	6020
7440-50-8	Copper	3.3	2.0	0.29	ug/L		B	1	6020
7439-92-1	Lead	1.0	1.0	0.18	ug/L	U		1	6020
7439-98-7	Molybdenum	2.0	2.0	0.093	ug/L	U		1	6020
7440-02-0	Nickel	7.5	2.0	0.20	ug/L			1	6020
7782-49-2	Selenium	5.0	5.0	0.57	ug/L	U		1	6020
7440-22-4	Silver	1.0	1.0	0.080	ug/L	U		1	6020
7440-28-0	Thallium	0.17	2.0	0.14	ug/L	J	B	1	6020
7440-33-7	Tungsten	10	10	0.37	ug/L	U		1	6020
7440-62-2	Vanadium	20	20	0.44	ug/L	U		1	6020
7440-66-6	Zinc	46	20	2.3	ug/L		B	1	6020

1A-IN
INORGANIC ANALYSIS DATA SHEET
METALS

Client Sample ID: DMW14D-051911 Lab Sample ID: 240-321-3

Lab Name: TestAmerica North Canton Job No.: 240-321-1

SDG ID.:

Matrix: Water Date Sampled: 05/19/2011 12:09

Reporting Basis: WET Date Received: 05/20/2011 09:15

CAS No.	Analyte	Result	RL	MDL	Units	C	Q	DIL	Method
7439-97-6	Mercury	0.20	0.20	0.12	ug/L	U		1	7470A

1A-IN
INORGANIC ANALYSIS DATA SHEET
METALS - TOTAL RECOVERABLE

Client Sample ID: DMW14I-051911
Lab Sample ID: 240-321-2
Lab Name: TestAmerica North Canton
Job No.: 240-321-1
SDG ID.:
Matrix: Water
Date Sampled: 05/19/2011 10:56
Reporting Basis: WET
Date Received: 05/20/2011 09:15

CAS No.	Analyte	Result	RL	MDL	Units	C	Q	DIL	Method
7440-36-0	Antimony	2.0	2.0	0.13	ug/L	U		1	6020
7440-38-2	Arsenic	26	5.0	0.40	ug/L			1	6020
7440-39-3	Barium	14	5.0	0.19	ug/L		B	1	6020
7440-41-7	Beryllium	1.0	1.0	0.20	ug/L	U		1	6020
7440-43-9	Cadmium	1.0	1.0	0.13	ug/L	U		1	6020
7440-47-3	Chromium	0.78	2.0	0.71	ug/L	J		1	6020
7440-48-4	Cobalt	14	1.0	0.058	ug/L			1	6020
7440-50-8	Copper	2.0	2.0	0.29	ug/L	U		1	6020
7439-92-1	Lead	1.0	1.0	0.18	ug/L	U		1	6020
7439-98-7	Molybdenum	0.57	2.0	0.093	ug/L	J	B	1	6020
7440-02-0	Nickel	7.1	2.0	0.20	ug/L			1	6020
7782-49-2	Selenium	5.0	5.0	0.57	ug/L	U		1	6020
7440-22-4	Silver	1.0	1.0	0.080	ug/L	U		1	6020
7440-28-0	Thallium	0.23	2.0	0.14	ug/L	J	B	1	6020
7440-33-7	Tungsten	10	10	0.37	ug/L	U		1	6020
7440-62-2	Vanadium	0.76	20	0.44	ug/L	J		1	6020
7440-66-6	Zinc	6.2	20	2.3	ug/L	J	B	1	6020

1A-IN
INORGANIC ANALYSIS DATA SHEET
METALS

Client Sample ID: DMW14I-051911
Lab Sample ID: 240-321-2

Lab Name: TestAmerica North Canton
Job No.: 240-321-1

SDG ID.:

Matrix: Water
Date Sampled: 05/19/2011 10:56

Reporting Basis: WET
Date Received: 05/20/2011 09:15

CAS No.	Analyte	Result	RL	MDL	Units	C	Q	DIL	Method
7439-97-6	Mercury	0.20	0.20	0.12	ug/L	U		1	7470A

1A-IN
INORGANIC ANALYSIS DATA SHEET
METALS - TOTAL RECOVERABLE

Client Sample ID: DMW17I-051911 Lab Sample ID: 240-321-4

Lab Name: TestAmerica North Canton Job No.: 240-321-1

SDG ID.:

Matrix: Water Date Sampled: 05/19/2011 15:19

Reporting Basis: WET Date Received: 05/20/2011 09:15

CAS No.	Analyte	Result	RL	MDL	Units	C	Q	DIL	Method
7440-36-0	Antimony	2.0	2.0	0.13	ug/L	U		1	6020
7440-38-2	Arsenic	7.1	5.0	0.40	ug/L			1	6020
7440-39-3	Barium	14	5.0	0.19	ug/L		B	1	6020
7440-41-7	Beryllium	1.0	1.0	0.20	ug/L	U		1	6020
7440-43-9	Cadmium	1.0	1.0	0.13	ug/L	U		1	6020
7440-47-3	Chromium	1.3	2.0	0.71	ug/L	J		1	6020
7440-48-4	Cobalt	13	1.0	0.058	ug/L			1	6020
7440-50-8	Copper	1.8	2.0	0.29	ug/L	J	B	1	6020
7439-92-1	Lead	1.0	1.0	0.18	ug/L	U		1	6020
7439-98-7	Molybdenum	0.25	2.0	0.093	ug/L	J	B	1	6020
7440-02-0	Nickel	17	2.0	0.20	ug/L			1	6020
7782-49-2	Selenium	5.0	5.0	0.57	ug/L	U		1	6020
7440-22-4	Silver	1.0	1.0	0.080	ug/L	U		1	6020
7440-28-0	Thallium	2.0	2.0	0.14	ug/L	U		1	6020
7440-33-7	Tungsten	10	10	0.37	ug/L	U		1	6020
7440-62-2	Vanadium	2.1	20	0.44	ug/L	J		1	6020
7440-66-6	Zinc	43	20	2.3	ug/L		B	1	6020

1A-IN
INORGANIC ANALYSIS DATA SHEET
METALS

Client Sample ID: DMW17I-051911
Lab Sample ID: 240-321-4
Lab Name: TestAmerica North Canton
Job No.: 240-321-1
SDG ID.:
Matrix: Water
Date Sampled: 05/19/2011 15:19
Reporting Basis: WET
Date Received: 05/20/2011 09:15

CAS No.	Analyte	Result	RL	MDL	Units	C	Q	DIL	Method
7439-97-6	Mercury	0.20	0.20	0.12	ug/L		U	1	7470A

1A-IN
INORGANIC ANALYSIS DATA SHEET
METALS - TOTAL RECOVERABLE

Client Sample ID: DMW8S-051911
Lab Sample ID: 240-321-5
Lab Name: TestAmerica North Canton
Job No.: 240-321-1
SDG ID.:
Matrix: Water
Date Sampled: 05/19/2011 13:05
Reporting Basis: WET
Date Received: 05/20/2011 09:15

CAS No.	Analyte	Result	RL	MDL	Units	C	Q	DIL	Method
7440-36-0	Antimony	2.0	2.0	0.13	ug/L	U		1	6020
7440-38-2	Arsenic	4.6	5.0	0.40	ug/L	J		1	6020
7440-39-3	Barium	16	5.0	0.19	ug/L		B	1	6020
7440-41-7	Beryllium	0.36	1.0	0.20	ug/L	J		1	6020
7440-43-9	Cadmium	1.0	1.0	0.13	ug/L	U		1	6020
7440-47-3	Chromium	21	2.0	0.71	ug/L			1	6020
7440-48-4	Cobalt	6.4	1.0	0.058	ug/L			1	6020
7440-50-8	Copper	2.7	2.0	0.29	ug/L		B	1	6020
7439-92-1	Lead	0.26	1.0	0.18	ug/L	J		1	6020
7439-98-7	Molybdenum	0.48	2.0	0.093	ug/L	J	B	1	6020
7440-02-0	Nickel	14	2.0	0.20	ug/L			1	6020
7782-49-2	Selenium	5.0	5.0	0.57	ug/L	U		1	6020
7440-22-4	Silver	1.0	1.0	0.080	ug/L	U		1	6020
7440-28-0	Thallium	2.0	2.0	0.14	ug/L	U		1	6020
7440-33-7	Tungsten	10	10	0.37	ug/L	U		1	6020
7440-62-2	Vanadium	20	20	0.44	ug/L	U		1	6020
7440-66-6	Zinc	28	20	2.3	ug/L		B	1	6020

1A-IN
INORGANIC ANALYSIS DATA SHEET
METALS

Client Sample ID: DMW8S-051911
Lab Sample ID: 240-321-5
Lab Name: TestAmerica North Canton
Job No.: 240-321-1
SDG ID.:
Matrix: Water
Date Sampled: 05/19/2011 13:05
Reporting Basis: WET
Date Received: 05/20/2011 09:15

CAS No.	Analyte	Result	RL	MDL	Units	C	Q	DIL	Method
7439-97-6	Mercury	0.20	0.20	0.12	ug/L	U		1	7470A

1A-IN
INORGANIC ANALYSIS DATA SHEET
METALS - TOTAL RECOVERABLE

Client Sample ID: MW-5
Lab Sample ID: 240-475-3
Lab Name: TestAmerica North Canton
Job No.: 240-321-1
SDG ID.:
Matrix: Water
Date Sampled: 05/24/2011 15:55
Reporting Basis: WET
Date Received: 05/25/2011 09:00

CAS No.	Analyte	Result	RL	MDL	Units	C	Q	DIL	Method
7440-36-0	Antimony	0.18	2.0	0.13	ug/L	J	B	1	6020
7440-38-2	Arsenic	2.5	5.0	0.40	ug/L	J		1	6020
7440-39-3	Barium	20	5.0	0.19	ug/L		B	1	6020
7440-41-7	Beryllium	1.0	1.0	0.20	ug/L	U		1	6020
7440-43-9	Cadmium	1.0	1.0	0.13	ug/L	U		1	6020
7440-47-3	Chromium	2.1	2.0	0.71	ug/L			1	6020
7440-48-4	Cobalt	0.47	1.0	0.058	ug/L	J	B	1	6020
7440-50-8	Copper	3.4	2.0	0.29	ug/L		B	1	6020
7439-92-1	Lead	0.71	1.0	0.18	ug/L	J	B	1	6020
7439-98-7	Molybdenum	1.9	2.0	0.093	ug/L	J	B	1	6020
7440-02-0	Nickel	1.3	2.0	0.20	ug/L	J		1	6020
7782-49-2	Selenium	5.0	5.0	0.57	ug/L	U		1	6020
7440-22-4	Silver	1.0	1.0	0.080	ug/L	U		1	6020
7440-28-0	Thallium	0.26	2.0	0.14	ug/L	J	B	1	6020
7440-33-7	Tungsten	10	10	0.37	ug/L	U		1	6020
7440-62-2	Vanadium	2.8	20	0.44	ug/L	J		1	6020
7440-66-6	Zinc	8.4	20	2.3	ug/L	J	B	1	6020

1A-IN
INORGANIC ANALYSIS DATA SHEET
METALS

Client Sample ID: MW-5
Lab Sample ID: 240-475-3
Lab Name: TestAmerica North Canton
Job No.: 240-321-1
SDG ID.:
Matrix: Water
Date Sampled: 05/24/2011 15:55
Reporting Basis: WET
Date Received: 05/25/2011 09:00

CAS No.	Analyte	Result	RL	MDL	Units	C	Q	DIL	Method
7439-97-6	Mercury	0.20	0.20	0.12	ug/L	U		1	7470A

1A-IN
INORGANIC ANALYSIS DATA SHEET
METALS - DISSOLVED

Client Sample ID: DMW-8D
Lab Sample ID: 240-475-1
Lab Name: TestAmerica North Canton
Job No.: 240-321-1
SDG ID.:
Matrix: Water
Date Sampled: 05/24/2011 10:45
Reporting Basis: WET
Date Received: 05/25/2011 09:00

CAS No.	Analyte	Result	RL	MDL	Units	C	Q	DIL	Method
7440-36-0	Antimony	2.0	2.0	0.13	ug/L	U		1	6020
7440-38-2	Arsenic	3.1	5.0	0.40	ug/L	J		1	6020
7440-39-3	Barium	25	5.0	0.19	ug/L		B	1	6020
7440-41-7	Beryllium	4.4	1.0	0.20	ug/L			1	6020
7440-43-9	Cadmium	140	1.0	0.13	ug/L			1	6020
7440-47-3	Chromium	1.1	2.0	0.71	ug/L	J		1	6020
7440-48-4	Cobalt	120	1.0	0.058	ug/L		B	1	6020
7440-50-8	Copper	48	2.0	0.29	ug/L		B	1	6020
7439-92-1	Lead	1.9	1.0	0.18	ug/L		B	1	6020
7439-98-7	Molybdenum	0.17	2.0	0.093	ug/L	J	B	1	6020
7440-02-0	Nickel	64	2.0	0.20	ug/L			1	6020
7782-49-2	Selenium	4.5	5.0	0.57	ug/L	J		1	6020
7440-22-4	Silver	1.0	1.0	0.080	ug/L	U		1	6020
7440-28-0	Thallium	0.65	2.0	0.14	ug/L	J	B	1	6020
7440-62-2	Vanadium	1.1	20	0.44	ug/L	J		1	6020
7440-66-6	Zinc	190	20	2.3	ug/L		B	1	6020
7440-33-7	Tungsten	10	10	0.37	ug/L	U		1	6020
7439-97-6	Mercury	0.20	0.20	0.12	ug/L	U		1	7470A

1A-IN
INORGANIC ANALYSIS DATA SHEET
METALS - DISSOLVED

Client Sample ID: DMW-8I
Lab Sample ID: 240-410-1
Lab Name: TestAmerica North Canton
Job No.: 240-321-1
SDG ID.:
Matrix: Water
Date Sampled: 05/23/2011 14:00
Reporting Basis: WET
Date Received: 05/24/2011 09:15

CAS No.	Analyte	Result	RL	MDL	Units	C	Q	DIL	Method
7440-36-0	Antimony	0.18	2.0	0.13	ug/L	J	B	1	6020
7440-38-2	Arsenic	18	5.0	0.40	ug/L			1	6020
7440-39-3	Barium	11	5.0	0.19	ug/L		B	1	6020
7440-41-7	Beryllium	6.5	1.0	0.20	ug/L			1	6020
7440-43-9	Cadmium	120	1.0	0.13	ug/L			1	6020
7440-47-3	Chromium	8.7	2.0	0.71	ug/L			1	6020
7440-48-4	Cobalt	170	1.0	0.058	ug/L		B	1	6020
7440-50-8	Copper	34	2.0	0.29	ug/L		B	1	6020
7439-92-1	Lead	4.2	1.0	0.18	ug/L		B	1	6020
7439-98-7	Molybdenum	0.49	2.0	0.093	ug/L	J	B	1	6020
7440-02-0	Nickel	120	2.0	0.20	ug/L			1	6020
7782-49-2	Selenium	23	5.0	0.57	ug/L			1	6020
7440-22-4	Silver	1.0	1.0	0.080	ug/L	U		1	6020
7440-28-0	Thallium	0.99	2.0	0.14	ug/L	J	B	1	6020
7440-62-2	Vanadium	4.2	20	0.44	ug/L	J		1	6020
7440-66-6	Zinc	320	20	2.3	ug/L		B	1	6020
7440-33-7	Tungsten	0.65	10	0.37	ug/L	J	B	1	6020
7439-97-6	Mercury	0.20	0.20	0.12	ug/L	U		1	7470A

1A-IN
INORGANIC ANALYSIS DATA SHEET
METALS - DISSOLVED

Client Sample ID: DMW14D-051911
Lab Sample ID: 240-321-3
Lab Name: TestAmerica North Canton
Job No.: 240-321-1
SDG ID.:
Matrix: Water
Date Sampled: 05/19/2011 12:09
Reporting Basis: WET
Date Received: 05/20/2011 09:15

CAS No.	Analyte	Result	RL	MDL	Units	C	Q	DIL	Method
7440-36-0	Antimony	2.0	2.0	0.13	ug/L	U		1	6020
7440-38-2	Arsenic	5.0	5.0	0.40	ug/L	U		1	6020
7440-39-3	Barium	4.4	5.0	0.19	ug/L	J	B	1	6020
7440-41-7	Beryllium	1.0	1.0	0.20	ug/L	U		1	6020
7440-43-9	Cadmium	1.0	1.0	0.13	ug/L	U		1	6020
7440-47-3	Chromium	2.0	2.0	0.71	ug/L	U		1	6020
7440-48-4	Cobalt	5.9	1.0	0.058	ug/L			1	6020
7440-50-8	Copper	5.3	2.0	0.29	ug/L		B	1	6020
7439-92-1	Lead	1.0	1.0	0.18	ug/L	U		1	6020
7439-98-7	Molybdenum	2.0	2.0	0.093	ug/L	U		1	6020
7440-02-0	Nickel	7.6	2.0	0.20	ug/L			1	6020
7782-49-2	Selenium	5.0	5.0	0.57	ug/L	U		1	6020
7440-22-4	Silver	1.0	1.0	0.080	ug/L	U		1	6020
7440-28-0	Thallium	0.16	2.0	0.14	ug/L	J	B	1	6020
7440-62-2	Vanadium	20	20	0.44	ug/L	U		1	6020
7440-66-6	Zinc	48	20	2.3	ug/L		B	1	6020
7440-33-7	Tungsten	10	10	0.37	ug/L	U		1	6020
7439-97-6	Mercury	0.20	0.20	0.12	ug/L	U		1	7470A

1A-IN
INORGANIC ANALYSIS DATA SHEET
METALS - DISSOLVED

Client Sample ID: DMW14I-051911 | Lab Sample ID: 240-321-2

Lab Name: TestAmerica North Canton | Job No.: 240-321-1

SDG ID.:

Matrix: Water | Date Sampled: 05/19/2011 10:56

Reporting Basis: WET | Date Received: 05/20/2011 09:15

CAS No.	Analyte	Result	RL	MDL	Units	C	Q	DIL	Method
7440-36-0	Antimony	2.0	2.0	0.13	ug/L	U		1	6020
7440-38-2	Arsenic	25	5.0	0.40	ug/L			1	6020
7440-39-3	Barium	14	5.0	0.19	ug/L		B	1	6020
7440-41-7	Beryllium	1.0	1.0	0.20	ug/L	U		1	6020
7440-43-9	Cadmium	1.0	1.0	0.13	ug/L	U		1	6020
7440-47-3	Chromium	2.0	2.0	0.71	ug/L	U		1	6020
7440-48-4	Cobalt	14	1.0	0.058	ug/L			1	6020
7440-50-8	Copper	0.37	2.0	0.29	ug/L	J	B	1	6020
7439-92-1	Lead	1.0	1.0	0.18	ug/L	U		1	6020
7439-98-7	Molybdenum	0.50	2.0	0.093	ug/L	J	B	1	6020
7440-02-0	Nickel	7.0	2.0	0.20	ug/L			1	6020
7782-49-2	Selenium	5.0	5.0	0.57	ug/L	U		1	6020
7440-22-4	Silver	1.0	1.0	0.080	ug/L	U		1	6020
7440-28-0	Thallium	0.18	2.0	0.14	ug/L	J	B	1	6020
7440-62-2	Vanadium	0.57	20	0.44	ug/L	J		1	6020
7440-66-6	Zinc	6.1	20	2.3	ug/L	J	B	1	6020
7440-33-7	Tungsten	10	10	0.37	ug/L	U		1	6020
7439-97-6	Mercury	0.20	0.20	0.12	ug/L	U		1	7470A

1A-IN
INORGANIC ANALYSIS DATA SHEET
METALS - DISSOLVED

Client Sample ID: DMW17I-051911 Lab Sample ID: 240-321-4

Lab Name: TestAmerica North Canton Job No.: 240-321-1

SDG ID.:

Matrix: Water Date Sampled: 05/19/2011 15:19

Reporting Basis: WET Date Received: 05/20/2011 09:15

CAS No.	Analyte	Result	RL	MDL	Units	C	Q	DIL	Method
7440-36-0	Antimony	2.0	2.0	0.13	ug/L	U		1	6020
7440-38-2	Arsenic	6.1	5.0	0.40	ug/L			1	6020
7440-39-3	Barium	9.6	5.0	0.19	ug/L		B	1	6020
7440-41-7	Beryllium	1.0	1.0	0.20	ug/L	U		1	6020
7440-43-9	Cadmium	1.0	1.0	0.13	ug/L	U		1	6020
7440-47-3	Chromium	2.0	2.0	0.71	ug/L	U		1	6020
7440-48-4	Cobalt	12	1.0	0.058	ug/L			1	6020
7440-50-8	Copper	0.52	2.0	0.29	ug/L	J	B	1	6020
7439-92-1	Lead	1.0	1.0	0.18	ug/L	U		1	6020
7439-98-7	Molybdenum	0.19	2.0	0.093	ug/L	J	B	1	6020
7440-02-0	Nickel	16	2.0	0.20	ug/L			1	6020
7782-49-2	Selenium	5.0	5.0	0.57	ug/L	U		1	6020
7440-22-4	Silver	1.0	1.0	0.080	ug/L	U		1	6020
7440-28-0	Thallium	2.0	2.0	0.14	ug/L	U		1	6020
7440-62-2	Vanadium	0.77	20	0.44	ug/L	J		1	6020
7440-66-6	Zinc	21	20	2.3	ug/L		B	1	6020
7440-33-7	Tungsten	10	10	0.37	ug/L	U		1	6020
7439-97-6	Mercury	0.20	0.20	0.12	ug/L	U		1	7470A

1A-IN
INORGANIC ANALYSIS DATA SHEET
METALS - DISSOLVED

Client Sample ID: DMW8S-051911
Lab Sample ID: 240-321-5
Lab Name: TestAmerica North Canton
Job No.: 240-321-1
SDG ID.:
Matrix: Water
Date Sampled: 05/19/2011 13:05
Reporting Basis: WET
Date Received: 05/20/2011 09:15

CAS No.	Analyte	Result	RL	MDL	Units	C	Q	DIL	Method
7440-36-0	Antimony	2.0	2.0	0.13	ug/L	U		1	6020
7440-38-2	Arsenic	3.8	5.0	0.40	ug/L	J		1	6020
7440-39-3	Barium	17	5.0	0.19	ug/L		B	1	6020
7440-41-7	Beryllium	0.31	1.0	0.20	ug/L	J		1	6020
7440-43-9	Cadmium	1.0	1.0	0.13	ug/L	U		1	6020
7440-47-3	Chromium	1.2	2.0	0.71	ug/L	J		1	6020
7440-48-4	Cobalt	6.6	1.0	0.058	ug/L			1	6020
7440-50-8	Copper	1.1	2.0	0.29	ug/L	J	B	1	6020
7439-92-1	Lead	0.22	1.0	0.18	ug/L	J		1	6020
7439-98-7	Molybdenum	2.0	2.0	0.093	ug/L	U		1	6020
7440-02-0	Nickel	14	2.0	0.20	ug/L			1	6020
7782-49-2	Selenium	5.0	5.0	0.57	ug/L	U		1	6020
7440-22-4	Silver	1.0	1.0	0.080	ug/L	U		1	6020
7440-28-0	Thallium	2.0	2.0	0.14	ug/L	U		1	6020
7440-62-2	Vanadium	0.66	20	0.44	ug/L	J		1	6020
7440-66-6	Zinc	34	20	2.3	ug/L		B	1	6020
7440-33-7	Tungsten	10	10	0.37	ug/L	U		1	6020
7439-97-6	Mercury	0.20	0.20	0.12	ug/L	U		1	7470A

1A-IN
INORGANIC ANALYSIS DATA SHEET
METALS - DISSOLVED

Client Sample ID: MW-5 | Lab Sample ID: 240-475-3

Lab Name: TestAmerica North Canton | Job No.: 240-321-1

SDG ID.:

Matrix: Water | Date Sampled: 05/24/2011 15:55

Reporting Basis: WET | Date Received: 05/25/2011 09:00

CAS No.	Analyte	Result	RL	MDL	Units	C	Q	DIL	Method
7440-36-0	Antimony	0.18	2.0	0.13	ug/L	J	B	1	6020
7440-38-2	Arsenic	2.3	5.0	0.40	ug/L	J		1	6020
7440-39-3	Barium	19	5.0	0.19	ug/L		B	1	6020
7440-41-7	Beryllium	1.0	1.0	0.20	ug/L	U		1	6020
7440-43-9	Cadmium	1.0	1.0	0.13	ug/L	U		1	6020
7440-47-3	Chromium	1.8	2.0	0.71	ug/L	J		1	6020
7440-48-4	Cobalt	0.46	1.0	0.058	ug/L	J	B	1	6020
7440-50-8	Copper	3.7	2.0	0.29	ug/L		B	1	6020
7439-92-1	Lead	0.68	1.0	0.18	ug/L	J	B	1	6020
7439-98-7	Molybdenum	1.9	2.0	0.093	ug/L	J	B	1	6020
7440-02-0	Nickel	1.3	2.0	0.20	ug/L	J		1	6020
7782-49-2	Selenium	5.0	5.0	0.57	ug/L	U		1	6020
7440-22-4	Silver	1.0	1.0	0.080	ug/L	U		1	6020
7440-28-0	Thallium	0.24	2.0	0.14	ug/L	J	B	1	6020
7440-62-2	Vanadium	2.8	20	0.44	ug/L	J		1	6020
7440-66-6	Zinc	8.5	20	2.3	ug/L	J	B	1	6020
7440-33-7	Tungsten	10	10	0.37	ug/L	U		1	6020
7439-97-6	Mercury	0.20	0.20	0.12	ug/L	U		1	7470A

TestAmerica North Canton

Client Sample ID: DMW-8D(240-475-1)

General Chemistry

Lot-Sample #...: G1E280415-001 Work Order #...: MJV1F Matrix.....: WATER
Date Sampled...: 05/24/11 Date Received..: 05/28/11

PARAMETER	RESULT	RL	UNITS	METHOD	PREPARATION-ANALYSIS DATE	PREP BATCH #
Perchlorate	ND	1.0	ug/L	MCAWW 314.0	06/01/11	1153169

Dilution Factor: 1 MDL.....: 0.36

TestAmerica North Canton

Client Sample ID: DMW-8I (240-410-1)

General Chemistry

Lot-Sample #...: G1E270469-001 Work Order #...: MJVGG Matrix.....: WATER
Date Sampled...: 05/23/11 Date Received..: 05/27/11

PARAMETER	RESULT	RL	UNITS	METHOD	PREPARATION-ANALYSIS DATE	PREP BATCH #
Perchlorate	ND G	2.0	ug/L	MCAWW 314.0	06/01/11	1153168

Dilution Factor: 2 MDL.....: 0.72

NOTE(S):

RL Reporting Limit

G Elevated reporting limit. The reporting limit is elevated due to matrix interference.

TestAmerica North Canton

Client Sample ID: DMW14D-051911 (240-321-3)

General Chemistry

Lot-Sample #...: G1E260487-002 Work Order #...: MJTLX Matrix.....: WATER
Date Sampled...: 05/19/11 Date Received..: 05/26/11

PARAMETER	RESULT	RL	UNITS	METHOD	PREPARATION-ANALYSIS DATE	PREP BATCH #
Perchlorate	ND	1.0	ug/L	MCAWW 314.0	05/31/11	1153168

Dilution Factor: 1 MDL.....: 0.36

TestAmerica North Canton

Client Sample ID: DMW14I-051911 (240-321-2)

General Chemistry

Lot-Sample #...: G1E260487-001 Work Order #...: MJTLW Matrix.....: WATER
Date Sampled...: 05/19/11 Date Received..: 05/26/11

PARAMETER	RESULT	RL	UNITS	METHOD	PREPARATION-ANALYSIS DATE	PREP BATCH #
Perchlorate	ND G	5.0	ug/L	MCAWW 314.0	06/01/11	1153168

Dilution Factor: 5 MDL.....: 1.8

NOTE(S):

RL Reporting Limit

G Elevated reporting limit. The reporting limit is elevated due to matrix interference.

TestAmerica North Canton

Client Sample ID: DMW17I-051911 (240-321-4)

General Chemistry

Lot-Sample #...: G1E260487-003 Work Order #...: MJTL0 Matrix.....: WATER
Date Sampled...: 05/19/11 Date Received..: 05/26/11

PARAMETER	RESULT	RL	UNITS	METHOD	PREPARATION-ANALYSIS DATE	PREP BATCH #
Perchlorate	0.86 B	1.0	ug/L	MCAWW 314.0	06/01/11	1153168

Dilution Factor: 1 MDL.....: 0.36

NOTE(S):

RL Reporting Limit

B Estimated result. Result is less than RL.

TestAmerica North Canton

Client Sample ID: DMW8S-051911 (240-321-5)

General Chemistry

Lot-Sample #...: G1E260487-004 Work Order #...: MJTL1 Matrix.....: WATER
Date Sampled...: 05/19/11 Date Received..: 05/26/11

PARAMETER	RESULT	RL	UNITS	METHOD	PREPARATION-ANALYSIS DATE	PREP BATCH #
Perchlorate	ND G	2.0	ug/L	MCAWW 314.0	06/01/11	1153168

Dilution Factor: 2 MDL.....: 0.72

NOTE(S):

RL Reporting Limit

G Elevated reporting limit. The reporting limit is elevated due to matrix interference.

TestAmerica North Canton

Client Sample ID: MW-5(240-475-3)

General Chemistry

Lot-Sample #...: G1E280415-002 Work Order #...: MJV1G Matrix.....: WATER
Date Sampled...: 05/24/11 Date Received..: 05/28/11

PARAMETER	RESULT	RL	UNITS	METHOD	PREPARATION-ANALYSIS DATE	PREP BATCH #
Perchlorate	ND G	5.0	ug/L	MCAWW 314.0	06/01/11	1153169

Dilution Factor: 5 MDL.....: 1.8

NOTE(S):

RL Reporting Limit

G Elevated reporting limit. The reporting limit is elevated due to matrix interference.

APPENDIX C
SUPPORT DOCUMENTATION

CASE NARRATIVE

Client: Tetra Tech NUS Inc

Project: MSA GW 2011

Report Number: 240-321-1

With the exceptions noted as flags or footnotes, standard analytical protocols were followed in the analysis of the samples and no problems were encountered or anomalies observed. In addition all laboratory quality control samples were within established control limits, with any exceptions noted below. Each sample was analyzed to achieve the lowest possible reporting limit within the constraints of the method. In some cases, due to interference or analytes present at high concentrations, samples were diluted. For diluted samples, the reporting limits are adjusted relative to the dilution required.

TestAmerica North Canton attests to the validity of the laboratory data generated by TestAmerica facilities reported herein. All analyses performed by TestAmerica facilities were done using established laboratory SOPs that incorporate QA/QC procedures described in the application methods. TestAmerica's operations groups have reviewed the data for compliance with the laboratory QA/QC plan, and data have been found to be compliant with laboratory protocols unless otherwise noted below.

The test results in this report meet all NELAP requirements for parameters for which accreditation is required or available. Any exceptions to NELAP requirements are noted in this report. Pursuant to NELAP, this report may not be reproduced, except in full, without the written approval of the laboratory.

Calculations are performed before rounding to avoid round-off errors in calculated results.

All holding times were met and proper preservation noted for the methods performed on these samples, unless otherwise detailed in the individual sections below.

All solid sample results are reported on an "as received" basis unless otherwise indicated by the presence of a % solids value in the method header.

This laboratory report is confidential and is intended for the sole use of TestAmerica and its client.

RECEIPT

The samples were received on 05/20/2011, 05/24/2011 and 05/25/2011; the samples arrived in good condition, properly preserved and on ice. The temperature of the coolers at receipt was 2.9, 1.7, 2.6 and 2.7 C.

VOLATILE ORGANIC COMPOUNDS (GC-MS)

Samples TB-051911 (240-321-1), DMW14I-051911 (240-321-2), DMW14D-051911 (240-321-3), DMW17I-051911 (240-321-4), DMW8S-051911 (240-321-5) , DMW-8I (240-410-1), TB-052311 (240-410-2), DMW-8D (240-475-1), TB-052411 (240-475-2) and MW-5 (240-475-3) were analyzed for volatile organic compounds (GC-MS) in accordance with EPA SW-846 Method 8260B. The samples were analyzed on 06/02/2011, 06/03/2011, 06/04/2011 and 06/06/2011.

Several analytes were detected in method blank MB 240-3295/4 at levels that were above the method detection limit but below the reporting limit.
1,2,3-Trichlorobenzene and Naphthalene were detected in method blank MB 240-3620/5 at levels that were above the method detection limit but below the reporting limit.
1,2,3-Trichlorobenzene was detected in method blank MB 240-3718/5 at a level that was above the method detection limit but below the reporting limit. These values should be considered an estimate, and have been flagged "J".
If the associated samples reported a result above the MDL and/or RL, the results have been "B" flagged. Refer to the QC report for details.

2-Butanone and 2-Chloroethyl vinyl ether failed the recovery criteria low for the MS of sample DMW14I-051911MS (240-321-2) in batch 240-3295. 2-Chloroethyl vinyl ether failed the recovery criteria low for the MSD of sample DMW14I-051911MSD (240-321-2) in batch 240-3295. Refer to the QC report for details.

Sample MW-5 (240-475-3)[143X] required dilution prior to analysis. The reporting limits have been adjusted accordingly.

No other difficulties were encountered during the volatiles analyses.

All other quality control parameters were within the acceptance limits.

SEMIVOLATILE ORGANIC COMPOUNDS (GC-MS)

Samples DMW14I-051911 (240-321-2), DMW14D-051911 (240-321-3), DMW17I-051911 (240-321-4), DMW8S-051911 (240-321-5), DMW-8I (240-410-1), DMW-8D (240-475-1) and MW-5 (240-475-3) were analyzed for semivolatile organic compounds (GC-MS) in accordance with EPA SW-846 Method 8270C. The samples were analyzed on 06/03/2011, 06/15/2011 and 06/16/2011.

Surrogates are added during the extraction process prior to dilution. When the sample is diluted, surrogate recoveries are diluted out and no corrective action is required. Surrogates are added during the extraction process prior to dilution. When the sample is diluted, surrogate recoveries are diluted out and no corrective action is required. Surrogates are added during the extraction process prior to dilution. When the sample is diluted, surrogate recoveries are diluted out and no corrective action is required.

Samples DMW14I-051911 (240-321-2), DMW-8I (240-410-1)[2X], DMW-8D (240-410-1)[2X] and DMW14I-051911 (240-410-2)[2X] required dilution prior to analysis. The reporting limits have been adjusted accordingly.

No difficulties were encountered during the semivolatiles analyses.

All quality control parameters were within the acceptance limits.

GASOLINE RANGE ORGANICS

Samples DMW8S-051911 (240-321-5) and MW-5 (240-475-3) were analyzed for Gasoline Range Organics (C6-C10) in accordance with EPA SW-846 Method 8015B - GRO. The samples were analyzed on 06/03/2011 and 06/11/2011.

Gasoline Range Organics (C6-C10) was detected in method blank MB 240-3404/10 at a level exceeding the reporting limit. If the associated sample reported a result above the MDL and/or RL, the result has been "B" flagged. Refer to the QC report for details.

Samples DMW8S-051911 (240-321-5) and MW-5 (240-475-3) were analyzed outside of analytical holding time due to instrument failure.

No other difficulties were encountered during the GRO analysis.

All other quality control parameters were within the acceptance limits.

DIESEL RANGE ORGANICS (DRO)

Samples DMW8S-051911 (240-321-5) and MW-5 (240-475-3) was analyzed for Diesel Range Organics (DRO) in accordance with EPA Method 8015B. The samples were analyzed on 05/27/2011 and 06/01/2011.

Surrogates are added during the extraction process prior to dilution. When the sample dilution is 5X or greater, surrogate recoveries are diluted out and no corrective action is required.

Insufficient sample volume was provided to perform matrix spike/matrix spike duplicate (MS/MSD) for batches 2573 and 2983.

No other difficulties were encountered during the Diesel Range Organics (DRO) analysis.

All quality control parameters were within the acceptance limits.

DISSOLVED METALS (ICPMS)

Samples DMW14I-051911 (240-321-2), DMW14D-051911 (240-321-3), DMW17I-051911 (240-321-4), DMW8S-051911 (240-321-5), DMW-8I (240-410-1), DMW-8D (240-475-1) and MW-5 (240-475-3) were analyzed for dissolved metals (ICPMS) in accordance with EPA SW-846 Method 6020. The samples were analyzed on 06/13/2011, 06/23/2011 and 07/02/2011.

No difficulties were encountered during the metals analysis.

All quality control parameters were within the acceptance limits.

TOTAL RECOVERABLE METALS (ICPMS)

Samples DMW14I-051911 (240-321-2), DMW14D-051911 (240-321-3), DMW17I-051911 (240-321-4), DMW8S-051911 (240-321-5), DMW-8I (240-410-1), DMW-8D (240-475-1) and MW-5 (240-475-3), were analyzed for total recoverable metals (ICPMS) in accordance with EPA SW-846 Method 6020. The samples were analyzed on 06/13/2011, 06/23/2011 and 07/02/2011.

Zinc was detected in method blanks MB 240-2327/1-A and 240-5287/1-A at a level exceeding the reporting limit. If the associated sample reported a result above the MDL and/or RL, the result has been "B" flagged.

Several analytes were detected in method blanks MB 240-2327/1-A and 240-5287/1-A at levels that were above the method detection limit but below the reporting limit. The values should be considered estimates, and have been flagged "J". If the associated sample reported a result above the MDL and/or RL, the result has been "B" flagged.
Refer to the QC report for details.

No other difficulties were encountered during the metals analyses.

All other quality control parameters were within the acceptance limits.

DISSOLVED MERCURY (CVAA)

DMW14I-051911 (240-321-2), DMW14D-051911 (240-321-3), DMW17I-051911 (240-321-4) and DMW8S-051911 (240-321-5), DMW-8I (240-410-1), DMW-8D (240-475-1) and MW-5 (240-475-3) were analyzed for dissolved mercury (CVAA) in accordance with EPA SW-846 Methods 7470A. . The samples were analyzed on 05/25/2011 and 06/20/2011.

No difficulties were encountered during the mercury analyses. No difficulties were encountered during the mercury analyses. No difficulties were encountered during the mercury analysis.

All quality control parameters were within the acceptance limits. All quality control parameters were within the acceptance limits. All quality control parameters were within the acceptance limits.

TOTAL MERCURY

Samples DMW14I-051911 (240-321-2), DMW14D-051911 (240-321-3), DMW17I-051911 (240-321-4), DMW8S-051911 (240-321-5) , DMW-8I (240-410-1), DMW-8D (240-475-1) and MW-5 (240-475-3) were analyzed for total mercury in accordance with EPA SW-846 Methods 7470A. The samples were analyzed on 05/25/2011 and 06/20/2011.

Mercury failed the recovery criteria low for the MS of sample 240-271-2 in batch 240-2610.

Refer to the QC report for details.

No other difficulties were encountered during the mercury analysis.

All other quality control parameters were within the acceptance limits.

HOLDTIM

SDG 240-321-1

SORT	UNITS	NSAMPLE	LAB_ID	QC_TYPE	SAMP_DATE	EXTR_DATE	ANAL_DATE	SMP_EXTR	EXTR_ANL	SMP_ANL
HG	UG/L	DMW14I-051911	240-321-2	NM	05/19/2011	05/23/2011	05/25/2011	4	2	6
HG	UG/L	DMW17I-051911	240-321-4	NM	05/19/2011	05/23/2011	05/25/2011	4	2	6
HG	UG/L	DMW-8D	240-475-1	NM	05/24/2011	06/20/2011	06/20/2011	27	0	27
HG	UG/L	DMW-8I	240-410-1	NM	05/23/2011	06/20/2011	06/20/2011	28	0	28
HG	UG/L	DMW8S-051911	240-321-5	NM	05/19/2011	05/23/2011	05/25/2011	4	2	6
HG	UG/L	MW-5	240-475-3	NM	05/24/2011	06/20/2011	06/20/2011	27	0	27
HG	UG/L	DMW14D-051911	240-321-3	NM	05/19/2011	05/23/2011	05/25/2011	4	2	6
M	UG/L	MW-5	240-475-3	NM	05/24/2011	06/20/2011	07/02/2011	27	12	39
M	UG/L	DMW14I-051911	240-321-2	NM	05/19/2011	06/17/2011	06/23/2011	29	6	35
M	UG/L	DMW17I-051911	240-321-4	NM	05/19/2011	05/23/2011	06/13/2011	4	21	25
M	UG/L	DMW17I-051911	240-321-4	NM	05/19/2011	06/17/2011	06/23/2011	29	6	35
M	UG/L	DMW-8D	240-475-1	NM	05/24/2011	06/20/2011	07/02/2011	27	12	39
M	UG/L	DMW-8I	240-410-1	NM	05/23/2011	06/20/2011	07/02/2011	28	12	40
M	UG/L	DMW8S-051911	240-321-5	NM	05/19/2011	06/17/2011	06/23/2011	29	6	35
M	UG/L	DMW14D-051911	240-321-3	NM	05/19/2011	05/23/2011	06/13/2011	4	21	25

SORT	UNITS	NSAMPLE	LAB_ID	QC_TYPE	SAMP_DATE	EXTR_DATE	ANAL_DATE	SMP_EXTR	EXTR_ANL	SMP_ANL
M	UG/L	DMW8S-051911	240-321-5	NM	05/19/2011	05/23/2011	06/13/2011	4	21	25
M	UG/L	DMW14D-051911	240-321-3	NM	05/19/2011	06/17/2011	06/23/2011	29	6	35
M	UG/L	DMW14I-051911	240-321-2	NM	05/19/2011	05/23/2011	06/13/2011	4	21	25
HGF	UG/L	MW-5	240-475-3	NM	05/24/2011	06/20/2011	06/20/2011	27	0	27
HGF	UG/L	DMW8S-051911	240-321-5	NM	05/19/2011	05/23/2011	05/25/2011	4	2	6
HGF	UG/L	DMW-8I	240-410-1	NM	05/23/2011	06/20/2011	06/20/2011	28	0	28
HGF	UG/L	DMW-8D	240-475-1	NM	05/24/2011	06/20/2011	06/20/2011	27	0	27
HGF	UG/L	DMW17I-051911	240-321-4	NM	05/19/2011	05/23/2011	05/25/2011	4	2	6
HGF	UG/L	DMW14I-051911	240-321-2	NM	05/19/2011	05/23/2011	05/25/2011	4	2	6
HGF	UG/L	DMW14D-051911	240-321-3	NM	05/19/2011	05/23/2011	05/25/2011	4	2	6
MF	UG/L	DMW-8I	240-410-1	NM	05/23/2011	06/20/2011	07/02/2011	28	12	40
MF	UG/L	DMW14D-051911	240-321-3	NM	05/19/2011	05/23/2011	06/13/2011	4	21	25
MF	UG/L	DMW14D-051911	240-321-3	NM	05/19/2011	06/17/2011	06/23/2011	29	6	35
MF	UG/L	DMW14I-051911	240-321-2	NM	05/19/2011	05/23/2011	06/13/2011	4	21	25
MF	UG/L	DMW14I-051911	240-321-2	NM	05/19/2011	06/17/2011	06/23/2011	29	6	35
MF	UG/L	DMW17I-051911	240-321-4	NM	05/19/2011	05/23/2011	06/13/2011	4	21	25
MF	UG/L	DMW8S-051911	240-321-5	NM	05/19/2011	05/23/2011	06/13/2011	4	21	25
MF	UG/L	DMW8S-051911	240-321-5	NM	05/19/2011	06/17/2011	06/23/2011	29	6	35

SORT	UNITS	NSAMPLE	LAB_ID	QC_TYPE	SAMP_DATE	EXTR_DATE	ANAL_DATE	SMP_EXTR	EXTR_ANL	SMP_ANL
MF	UG/L	MW-5	240-475-3	NM	05/24/2011	06/20/2011	07/02/2011	27	12	39
MF	UG/L	DMW17I-051911	240-321-4	NM	05/19/2011	06/17/2011	06/23/2011	29	6	35
MF	UG/L	DMW-8D	240-475-1	NM	05/24/2011	06/20/2011	07/02/2011	27	12	39
PCL	UG/L	DMW8S-051911	240-321-5	NM	05/19/2011	06/01/2011	06/01/2011	13	0	13
PCL	UG/L	DMW14D-051911	240-321-3	NM	05/19/2011	05/31/2011	05/31/2011	12	0	12
PCL	UG/L	DMW14I-051911	240-321-2	NM	05/19/2011	06/01/2011	06/01/2011	13	0	13
PCL	UG/L	DMW17I-051911	240-321-4	NM	05/19/2011	06/01/2011	06/01/2011	13	0	13
OS	UG/L	DMW-8I	240-410-1	NM	05/23/2011	05/27/2011	06/15/2011	4	19	23
OS	UG/L	DMW8S-051911	240-321-5	NM	05/19/2011	05/23/2011	06/03/2011	4	11	15
OS	UG/L	DMW-8D	240-475-1	NM	05/24/2011	05/27/2011	06/16/2011	3	20	23
OS	UG/L	DMW17I-051911	240-321-4	NM	05/19/2011	05/23/2011	06/03/2011	4	11	15
OS	UG/L	DMW14I-051911	240-321-2	NM	05/19/2011	05/23/2011	06/03/2011	4	11	15
OS	UG/L	DMW14D-051911	240-321-3	NM	05/19/2011	05/23/2011	06/03/2011	4	11	15
OS	UG/L	MW-5	240-475-3	NM	05/24/2011	05/27/2011	06/15/2011	3	19	22
OV	UG/L	TB-052311	240-410-2	NM	05/23/2011	06/03/2011	06/03/2011	11	0	11
OV	UG/L	DMW-8D	240-475-1	NM	05/24/2011	06/04/2011	06/04/2011	11	0	11
OV	UG/L	TB-052411	240-475-2	TB	05/24/2011	06/04/2011	06/04/2011	11	0	11
OV	UG/L	TB-052411	240-475-2	NM	05/24/2011	06/04/2011	06/04/2011	11	0	11

METHOD SUMMARY

Client: Tetra Tech NUS Inc

Job Number: 240-321-1

Description	Lab Location	Method	Preparation Method
Matrix: Water			
Volatile Priority Pollutants	TAL NC	SW846 8260B	
Purge and Trap	TAL NC		SW846 5030B
Semivolatile Organic Compounds (GC/MS)	TAL NC	SW846 8270C	
Liquid-Liquid Extraction (Continuous)			SW846 3520C
Gasoline Range Organics - (GC)	TAL NC	SW846 8015B	
Purge and Trap	TAL NC		SW846 5030B
Diesel Range Organics (DRO) (GC)	TAL NC	SW846 8015B	
Liquid-Liquid Extraction (Continuous)			SW846 3520C
Metals (ICP/MS)	TAL NC	SW846 6020	
Preparation, Total Recoverable or Dissolved Metals			SW846 3005A
Metals (ICP/MS)	TAL NC	SW846 6020	
Preparation, Total Recoverable or Dissolved Metals			SW846 3005A
Sample Filtration, Field			FIELD_FLTRD
Mercury (CVAA)	TAL NC	SW846 7470A	
Preparation, Mercury			SW846 7470A
Mercury (CVAA)	TAL NC	SW846 7470A	
Preparation, Mercury			SW846 7470A
Sample Filtration, Field			FIELD_FLTRD
General Sub Contract Method	TAL WSC	Subcontract	

Lab References:

TAL NC = TestAmerica North Canton

TAL WSC = TestAmerica West Sacramento

Method References:

SW846 = "Test Methods For Evaluating Solid Waste, Physical/Chemical Methods", Third Edition, November 1986 And Its Updates.

COVER PAGE
METALS

Lab Name: TestAmerica North Canton Job Number: 240-321-1

SDG No.:

Project: MSA GW 2011

Client Sample ID	Lab Sample ID
DMW14I-051911	240-321-2
DMW14D-051911	240-321-3
DMW17I-051911	240-321-4
DMW8S-051911	240-321-5
DMW-8I	240-410-1
DMW-8D	240-475-1
MW-5	240-475-3

Comments:

2A-IN
CALIBRATION VERIFICATIONS
METALS

Lab Name: TestAmerica North Canton Job No.: 240-321-1

SDG No.:

ICV Source: MTMSICVW_00005 Concentration Units: ug/L

CCV Source: MTMSCAL2CCVW_00015

	ICV 240-4599/5 06/13/2011 10:13				CCV 240-4599/60 06/13/2011 15:04				CCV 240-4599/72 06/13/2011 16:11			
Analyte	Found	C	True	%R	Found	C	True	%R	Found	C	True	%R
Antimony	83.6		80.0	105	105		100	105	106		100	106
Arsenic	81.0		80.0	101	98.9		100	99	99.5		100	100
Barium	78.6		80.0	98	102		100	102	102		100	102
Beryllium	81.7		80.0	102	97.9		100	98	99.2		100	99
Cadmium	82.6		80.0	103	104		100	104	104		100	104
Chromium	78.8		80.0	98	97.4		100	97	98.7		100	99
Cobalt	82.0		80.0	102	98.3		100	98	97.6		100	98
Copper	82.2		80.0	103	101		100	101	101		100	101
Molybdenum	86.1		80.0	108	106		100	106	107		100	107
Nickel	82.2		80.0	103	99.7		100	100	99.1		100	99
Selenium	82.1		80.0	103	103		100	103	103		100	103
Silver	81.5		80.0	102	104		100	104	103		100	103
Thallium	82.9		80.0	104	102		100	102	102		100	102
Tungsten	85.6		80.0	107	110		100	110	110		100	110
Vanadium	81.0		80.0	101	97.0		100	97	97.4		100	97
Zinc	82.8		80.0	104	103		100	103	102		100	102
Lead	76.0		80.0	95	101		100	101	101		100	101

Note! Calculations are performed before rounding to avoid round-off errors in calculated results.
Italicized analytes were not requested for this sequence.

2A-IN
CALIBRATION VERIFICATIONS
METALS

Lab Name: TestAmerica North Canton Job No.: 240-321-1

SDG No.:

ICV Source: MTMSICVW_00005 Concentration Units: ug/L

CCV Source: MTMSCAL2CCVW_00015

CCV 240-4599/83
06/13/2011 17:05

Analyte	Found	C	True	%R	Found	C	True	%R	Found	C	True	%R
Antimony	106		100	106								
Arsenic	99.6		100	100								
Barium	102		100	102								
Beryllium	97.1		100	97								
Cadmium	105		100	105								
Chromium	98.5		100	98								
Cobalt	97.9		100	98								
Copper	101		100	101								
Molybdenum	106		100	106								
Nickel	99.5		100	100								
Selenium	101		100	101								
Silver	104		100	104								
Thallium	102		100	102								
Tungsten	110		100	110								
Vanadium	98.5		100	98								
Zinc	103		100	103								
Lead	102		100	102								

Note! Calculations are performed before rounding to avoid round-off errors in calculated results.
Italicized analytes were not requested for this sequence.

2A-IN
CALIBRATION VERIFICATIONS
METALS

Lab Name: TestAmerica North Canton Job No.: 240-321-1

SDG No.:

ICV Source: MTMSICVW_00005 Concentration Units: ug/L

CCV Source: MTMSCAL2CCVW_00015

	ICV 240-5945/5 06/23/2011 16:40				CCV 240-5945/12 06/23/2011 17:20				CCV 240-5945/24 06/23/2011 18:25			
Analyte	Found	C	True	%R	Found	C	True	%R	Found	C	True	%R
Lead	76.8		80.0	96	99.6		100	100	96.6		100	97
Antimony	82.4		80.0	103	99.8		100	100	97.3		100	97
Arsenic	81.6		80.0	102	102		100	102	100		100	100
Barium	79.6		80.0	100	99.3		100	99	97.5		100	98
Beryllium	84.5		80.0	106	103		100	103	99.1		100	99
Cadmium	84.0		80.0	105	104		100	104	101		100	101
Chromium	80.4		80.0	100	101		100	101	99.8		100	100
Cobalt	83.1		80.0	104	102		100	102	101		100	101
Copper	82.6		80.0	103	103		100	103	103		100	103
Molybdenum	84.0		80.0	105	105		100	105	101		100	101
Nickel	82.8		80.0	103	103		100	103	102		100	102
Selenium	83.2		80.0	104	101		100	101	101		100	101
Silver	82.9		80.0	104	103		100	103	102		100	102
Thallium	79.6		80.0	99	99.0		100	99	97.3		100	97
Vanadium	82.0		80.0	103	101		100	101	99.6		100	100
Zinc	83.0		80.0	104	106		100	106	103		100	103

Note! Calculations are performed before rounding to avoid round-off errors in calculated results.
Italicized analytes were not requested for this sequence.

2A-IN
CALIBRATION VERIFICATIONS
METALS

Lab Name: TestAmerica North Canton Job No.: 240-321-1

SDG No.:

ICV Source: MTMSICVW_00005 Concentration Units: ug/L

CCV Source: MTMSCAL2CCVW_00015

CCV 240-5945/36
06/23/2011 19:24

Analyte	Found	C	True	%R	Found	C	True	%R	Found	C	True	%R
Lead	97.4		100	97								
Antimony	98.1		100	98								
Arsenic	99.8		100	100								
Barium	97.3		100	97								
Beryllium	104		100	104								
Cadmium	100		100	100								
Chromium	98.9		100	99								
Cobalt	99.7		100	100								
Copper	101		100	101								
Molybdenum	100		100	100								
Nickel	99.9		100	100								
Selenium	101		100	101								
Silver	101		100	101								
Thallium	97.3		100	97								
Vanadium	98.5		100	99								
Zinc	103		100	103								

Note! Calculations are performed before rounding to avoid round-off errors in calculated results.
Italicized analytes were not requested for this sequence.

2A-IN
CALIBRATION VERIFICATIONS
METALS

Lab Name: TestAmerica North Canton Job No.: 240-321-1

SDG No.:

ICV Source: MTMSICVW_00005 Concentration Units: ug/L

CCV Source: MTMSCAL2CCVW_00015

	ICV 240-6099/5 06/24/2011 10:03				CCV 240-6099/49 06/24/2011 14:08							
Analyte	Found	C	True	%R	Found	C	True	%R	Found	C	True	%R
Antimony	83.7		80.0	105	104		100	104				
Arsenic	81.6		80.0	102	97.8		100	98				
Barium	79.5		80.0	99	102		100	102				
Beryllium	83.9		80.0	105	109		100	109				
Cadmium	83.7		80.0	105	103		100	103				
Chromium	80.1		80.0	100	97.9		100	98				
Cobalt	81.9		80.0	102	96.6		100	97				
Copper	82.0		80.0	103	97.0		100	97				
Lead	77.2		80.0	97	101		100	101				
Molybdenum	84.8		80.0	106	102		100	102				
Nickel	81.5		80.0	102	94.7		100	95				
Selenium	83.5		80.0	104	101		100	101				
Silver	82.9		80.0	104	99.9		100	100				
Thallium	80.9		80.0	101	99.1		100	99				
Vanadium	81.0		80.0	101	98.1		100	98				
Zinc	81.7		80.0	102	101		100	101				

Note! Calculations are performed before rounding to avoid round-off errors in calculated results.
Italicized analytes were not requested for this sequence.

2A-IN
CALIBRATION VERIFICATIONS
METALS

Lab Name: TestAmerica North Canton Job No.: 240-321-1

SDG No.:

ICV Source: MTMSICVW_00005 Concentration Units: ug/L

CCV Source: MTMSCAL2CCVW_00016

	ICV 240-6099/5 06/24/2011 10:03				CCV 240-6099/61 06/24/2011 15:11							
Analyte	Found	C	True	%R	Found	C	True	%R	Found	C	True	%R
Antimony	83.7		80.0	105	103		100	103				
Arsenic	81.6		80.0	102	98.5		100	99				
Barium	79.5		80.0	99	102		100	102				
Beryllium	83.9		80.0	105	104		100	104				
Cadmium	83.7		80.0	105	102		100	102				
Chromium	80.1		80.0	100	97.0		100	97				
Cobalt	81.9		80.0	102	95.8		100	96				
Copper	82.0		80.0	103	95.8		100	96				
Lead	77.2		80.0	97	100		100	100				
Molybdenum	84.8		80.0	106	137		100	137				
Nickel	81.5		80.0	102	95.3		100	95				
Selenium	83.5		80.0	104	102		100	102				
Silver	82.9		80.0	104	100		100	100				
Thallium	80.9		80.0	101	101		100	101				
Vanadium	81.0		80.0	101	96.1		100	96				
Zinc	81.7		80.0	102	101		100	101				

Note! Calculations are performed before rounding to avoid round-off errors in calculated results.
Italicized analytes were not requested for this sequence.

2A-IN
CALIBRATION VERIFICATIONS
METALS

Lab Name: TestAmerica North Canton Job No.: 240-321-1

SDG No.:

ICV Source: MTMSICVW_00006 Concentration Units: ug/L

CCV Source: MTMSCAL2CCVW_00017

	ICV 240-7059/5 07/02/2011 10:42				CCV 240-7059/27 07/02/2011 12:55				CCV 240-7059/39 07/02/2011 14:08			
Analyte	Found	C	True	%R	Found	C	True	%R	Found	C	True	%R
Antimony	80.5		80.0	101	99.1		100	99	98.2		100	98
Arsenic	79.6		80.0	99	99.5		100	100	97.8		100	98
Barium	77.6		80.0	97	96.4		100	96	96.2		100	96
Beryllium	80.5		80.0	101	95.4		100	95	96.3		100	96
Cadmium	81.4		80.0	102	100		100	100	99.4		100	99
Chromium	78.1		80.0	98	98.8		100	99	97.6		100	98
Cobalt	81.1		80.0	101	99.6		100	100	98.1		100	98
Copper	81.6		80.0	102	103		100	103	100		100	100
Lead	74.4		80.0	93	96.6		100	97	95.9		100	96
Molybdenum	82.7		80.0	103	103		100	103	102		100	102
Nickel	81.2		80.0	101	100		100	100	98.8		100	99
Selenium	80.8		80.0	101	100		100	100	100		100	100
Silver	80.6		80.0	101	101		100	101	99.0		100	99
Thallium	78.3		80.0	98	97.1		100	97	97.4		100	97
Tungsten	85.2		80.0	106	108		100	108	107		100	107
Vanadium	78.7		80.0	98	97.4		100	97	95.5		100	96
Zinc	81.9		80.0	102	104		100	104	103		100	103

Note! Calculations are performed before rounding to avoid round-off errors in calculated results.
Italicized analytes were not requested for this sequence.

2A-IN
CALIBRATION VERIFICATIONS
METALS

Lab Name: TestAmerica North Canton Job No.: 240-321-1

SDG No.:

ICV Source: MTMSICVW_00006 Concentration Units: ug/L

CCV Source: MTMSCAL2CCVW_00017

CCV 240-7059/51
07/02/2011 15:31

Analyte	Found	C	True	%R	Found	C	True	%R	Found	C	True	%R
Antimony	97.2		100	97								
Arsenic	97.9		100	98								
Barium	96.5		100	97								
Beryllium	95.7		100	96								
Cadmium	98.2		100	98								
Chromium	96.5		100	96								
Cobalt	97.1		100	97								
Copper	99.9		100	100								
Lead	94.8		100	95								
Molybdenum	99.4		100	99								
Nickel	98.0		100	98								
Selenium	98.9		100	99								
Silver	97.9		100	98								
Thallium	95.8		100	96								
Tungsten	105		100	105								
Vanadium	95.9		100	96								
Zinc	101		100	101								

Note! Calculations are performed before rounding to avoid round-off errors in calculated results.
Italicized analytes were not requested for this sequence.

2A-IN
CALIBRATION VERIFICATIONS
METALS

Lab Name: TestAmerica North Canton Job No.: 240-321-1

SDG No.:

ICV Source: MTHGICVW_00036 Concentration Units: ug/L

CCV Source: MTHGCALW_00021

	ICV 240-2555/7-A 05/25/2011 10:31				CCVL 240-2555/11-A 05/25/2011 10:34				CCV 240-2555/10-A 05/25/2011 11:37			
Analyte	Found	C	True	%R	Found	C	True	%R	Found	C	True	%R
Mercury	2.50		2.50	100	5.08		5.00	102	5.01		5.00	100

Note! Calculations are performed before rounding to avoid round-off errors in calculated results.
Italicized analytes were not requested for this sequence.

2A-IN
CALIBRATION VERIFICATIONS
METALS

Lab Name: TestAmerica North Canton Job No.: 240-321-1

SDG No.:

ICV Source: MTHGICVW_00036 Concentration Units: ug/L

CCV Source: MTHGCALW_00021

	CCV 240-2555/10-A 05/25/2011 11:52				CCV 240-2555/10-A 05/25/2011 12:08				CCV 240-2555/10-A 05/25/2011 12:23			
Analyte	Found	C	True	%R	Found	C	True	%R	Found	C	True	%R
Mercury	5.03		5.00	101	5.01		5.00	100	4.97		5.00	99

Note! Calculations are performed before rounding to avoid round-off errors in calculated results.
Italicized analytes were not requested for this sequence.

2A-IN
CALIBRATION VERIFICATIONS
METALS

Lab Name: TestAmerica North Canton Job No.: 240-321-1

SDG No.:

ICV Source: MTHGICVW_00053 Concentration Units: ug/L

CCV Source: MTHGCALW_00033

	ICV 240-5364/7-A 06/20/2011 11:02				CCVL 240-5364/10-A 06/20/2011 11:06				CCV 240-5364/11-A 06/20/2011 15:03			
Analyte	Found	C	True	%R	Found	C	True	%R	Found	C	True	%R
Mercury	2.55		2.50	102	5.05		5.00	101	4.71		5.00	94

Note! Calculations are performed before rounding to avoid round-off errors in calculated results.
Italicized analytes were not requested for this sequence.

2A-IN
CALIBRATION VERIFICATIONS
METALS

Lab Name: TestAmerica North Canton Job No.: 240-321-1

SDG No.:

ICV Source: MTHGICVW_00053 Concentration Units: ug/L

CCV Source: MTHGCALW_00033

	CCV 240-5364/11-A 06/20/2011 15:18				CCV 240-5364/11-A 06/20/2011 15:34							
Analyte	Found	C	True	%R	Found	C	True	%R	Found	C	True	%R
Mercury	4.67		5.00	93	4.57		5.00	91				

Note! Calculations are performed before rounding to avoid round-off errors in calculated results.
Italicized analytes were not requested for this sequence.

2B-IN
CRQL CHECK STANDARD
METALS

Lab Name: TestAmerica North Canton Job No.: 240-321-1

SDG No.:

Method: 6020 Instrument ID: I8

Lab Sample ID: CRI 240-4599/7 Concentration Units: ug/L

CRQL Check Standard Source: MTMSCRIW_00005

Analyte	CRQL Check Standard				
	True	Found	Qualifiers	%R(1)	Limits
Antimony	2.00	2.09		104	50-150
Arsenic	2.00	2.20	J	110	50-150
Barium	1.00	0.968	J	97	50-150
Beryllium	1.00	1.07		107	50-150
Cadmium	0.500	0.521	J	104	50-150
Chromium	2.00	2.00		100	50-150
Cobalt	1.00	1.03		103	50-150
Copper	2.00	2.08		104	50-150
Lead	1.00	0.948	J	95	50-150
Molybdenum	10.0	10.7		107	50-150
Nickel	2.00	2.21		110	50-150
Selenium	2.00	1.90	J	95	50-150
Silver	0.500	0.567	J	113	50-150
Thallium	1.00	1.11	J	111	50-150
Vanadium	5.00	5.30	J	106	50-150
Tungsten	10.0	10.1		101	50-150
Zinc	10.0	10.6	J	106	50-150

Lab Sample ID: CRI 240-5945/7 Concentration Units: ug/L

CRQL Check Standard Source: MTMSCRIW_00005

lead only

Analyte	CRQL Check Standard				
	True	Found	Qualifiers	%R(1)	Limits
Antimony	2.00	2.00		100	50-150
Arsenic	2.00	2.07	J	103	50-150
Barium	1.00	1.00	J	100	50-150
Beryllium	1.00	1.13		113	50-150
Cadmium	0.500	0.554	J	111	50-150
Chromium	2.00	2.07		103	50-150
Cobalt	1.00	1.06		106	50-150
Copper	2.00	2.18		109	50-150
Lead	1.00	0.945	J	95	50-150
Molybdenum	10.0	8.70		87	50-150
Nickel	2.00	2.26		113	50-150
Selenium	2.00	2.14	J	107	50-150
Silver	0.500	0.610	J	122	50-150

Note! Calculations are performed before rounding to avoid round-off errors in calculated results.

FORM IIB-IN

2B-IN
CRQL CHECK STANDARD
METALS

Lab Name: TestAmerica North Canton Job No.: 240-321-1

SDG No.:

Method: 6020 Instrument ID: I8

Lab Sample ID: CRI 240-5945/7 Concentration Units: ug/L

CRQL Check Standard Source: MTMSCRIW_00005

Analyte	CRQL Check Standard True	Found	Qualifiers	%R(1)	Limits
Thallium	1.00	1.01	J	101	50-150
Vanadium	5.00	5.32	J	106	50-150
Zinc	10.0	9.50	J	95	50-150

Lab Sample ID: CRI 240-6099/7 Concentration Units: ug/L

CRQL Check Standard Source: MTMSCRIW_00005

NO Samples Affected

Analyte	CRQL Check Standard True	Found	Qualifiers	%R(1)	Limits
Antimony	2.00	2.09		105	50-150
Arsenic	2.00	2.18	J	109	50-150
Barium	1.00	0.985	J	99	50-150
Beryllium	1.00	1.15		115	50-150
Cadmium	0.500	0.533	J	107	50-150
Chromium	2.00	2.07		103	50-150
Cobalt	1.00	1.05		105	50-150
Copper	2.00	2.02		101	50-150
Lead	1.00	0.942	J	94	50-150
Molybdenum	10.0	9.56		96	50-150
Nickel	2.00	2.25		113	50-150
Selenium	2.00	2.24	J	112	50-150
Silver	0.500	0.563	J	113	50-150
Thallium	1.00	1.06	J	106	50-150
Vanadium	5.00	5.07	J	101	50-150
Zinc	10.0	7.25	J	73	50-150

Lab Sample ID: CRI 240-7059/7 Concentration Units: ug/L

CRQL Check Standard Source: MTMSCRIW_00005

Analyte	CRQL Check Standard True	Found	Qualifiers	%R(1)	Limits
Antimony	2.00	2.23		111	50-150
Arsenic	2.00	2.18	J	109	50-150
Barium	1.00	1.02	J	102	50-150

Note! Calculations are performed before rounding to avoid round-off errors in calculated results.

FORM IIB-IN

2B-IN
CRQL CHECK STANDARD
METALS

Lab Name: TestAmerica North Canton Job No.: 240-321-1

SDG No.:

Method: 6020 Instrument ID: I8

Lab Sample ID: CRI 240-7059/7 Concentration Units: ug/L

CRQL Check Standard Source: MTMSCRIW_00005

	CRQL Check Standard				
Analyte	True	Found	Qualifiers	%R(1)	Limits
Beryllium	1.00	1.12		112	50-150
Cadmium	0.500	0.563	J	113	50-150
Chromium	2.00	2.05		103	50-150
Cobalt	1.00	1.14		114	50-150
Copper	2.00	2.41		121	50-150
Lead	1.00	0.987	J	99	50-150
Molybdenum	10.0	10.8		108	50-150
Nickel	2.00	2.41		121	50-150
Selenium	2.00	2.22	J	111	50-150
Silver	0.500	0.714	J	143	50-150
Thallium	1.00	1.11	J	111	50-150
Vanadium	5.00	5.44	J	109	50-150
Tungsten	10.0	10.5		105	50-150
Zinc	10.0	11.9	J	119	50-150

Note! Calculations are performed before rounding to avoid round-off errors in calculated results.

FORM IIB-IN

2B-IN
CRQL CHECK STANDARD
METALS

Lab Name: TestAmerica North Canton Job No.: 240-321-1

SDG No.:

Method: 7470A Instrument ID: H1

Lab Sample ID: CRA 240-5364/9-A Concentration Units: ug/L

CRQL Check Standard Source: MTHGCALW_00033

	CRQL Check Standard				
Analyte	True	Found	Qualifiers	%R(1)	Limits
Mercury	0.200	0.174	J	87	50-150

Note! Calculations are performed before rounding to avoid round-off errors in calculated results.

FORM IIB-IN

3-IN
INSTRUMENT BLANKS
METALS

Lab Name: TestAmerica North Canton Job No.: 240-321-1

SDG No.:

Concentration Units: ug/L

Analyte	RL	ICB 240-4599/6 06/13/2011 10:19 Found	C	CCB 240-4599/61 06/13/2011 15:11 Found	C	CCB 240-4599/73 06/13/2011 16:18 Found	C	CCB 240-4599/84 06/13/2011 17:12 Found	C
Antimony	2.0	2.0	U	0.136	J	2.0	U	0.130	J
Arsenic	5.0	5.0	U	5.0	U	5.0	U	5.0	U
Barium	5.0	5.0	U	5.0	U	5.0	U	5.0	U
Beryllium	1.0	1.0	U	1.0	U	1.0	U	1.0	U
Cadmium	1.0	1.0	U	1.0	U	1.0	U	1.0	U
Chromium	2.0	2.0	U	2.0	U	2.0	U	2.0	U
Cobalt	1.0	1.0	U	0.0680	J	1.0	U	0.0910	J
Copper	2.0	2.0	U	2.0	U	2.0	U	2.0	U
Molybdenum	2.0	1.43	J	1.41	J	1.28	J	1.32	J
Nickel	2.0	2.0	U	2.0	U	2.0	U	2.0	U
Selenium	5.0	5.0	U	5.0	U	5.0	U	5.0	U
Silver	1.0	1.0	U	1.0	U	1.0	U	0.0840	J
Thallium	2.0	0.196	J	0.374	J	0.451	J	0.396	J
Tungsten	10	0.972	J	0.918	J	0.796	J	0.802	J
Vanadium	20	20	U	20	U	20	U	20	U
Zinc	20	20	U	20	U	20	U	20	U
Lead	1.0	1.0	U	1.0	U	1.0	U	1.0	U

Italicized analytes were not requested for this sequence.

3-IN
INSTRUMENT BLANKS
METALS

Lab Name: TestAmerica North Canton Job No.: 240-321-1

SDG No.:

Concentration Units: ug/L

Analyte	RL	ICB 240-5945/6 06/23/2011 16:47 Found	C	CCB 240-5945/13 06/23/2011 17:26 Found	C	CCB 240-5945/25 06/23/2011 18:32 Found	C	CCB 240-5945/37 06/23/2011 19:31 Found	C
Lead	1.0	1.0	U	1.0	U	1.0	U	1.0	U
Antimony	2.0	2.0	U	2.0	U	2.0	U	2.0	U
Arsenic	5.0	5.0	U	5.0	U	5.0	U	5.0	U
Barium	5.0	5.0	U	5.0	U	5.0	U	5.0	U
Beryllium	1.0	1.0	U	1.0	U	1.0	U	1.0	U
Cadmium	1.0	1.0	U	1.0	U	1.0	U	1.0	U
Chromium	2.0	2.0	U	2.0	U	2.0	U	2.0	U
Cobalt	1.0	1.0	U	1.0	U	1.0	U	1.0	U
Copper	2.0	2.0	U	2.0	U	2.0	U	2.0	U
Molybdenum	2.0	2.0	U	0.196	J	2.0	U	2.0	U
Nickel	2.0	2.0	U	2.0	U	2.0	U	2.0	U
Selenium	5.0	5.0	U	5.0	U	5.0	U	5.0	U
Silver	1.0	1.0	U	1.0	U	1.0	U	1.0	U
Thallium	2.0	0.156	J	0.140	J	0.166	J	2.0	U
Vanadium	20	20	U	20	U	20	U	20	U
Zinc	20	20	U	20	U	20	U	20	U

Italicized analytes were not requested for this sequence.

3-IN
INSTRUMENT BLANKS
METALS

Lab Name: TestAmerica North Canton Job No.: 240-321-1

SDG No.:

Concentration Units: ug/L

		ICB 240-6099/6 06/24/2011 10:10		CCB 240-6099/50 06/24/2011 14:14		CCB 240-6099/62 06/24/2011 15:18			
Analyte	RL	Found	C	Found	C	Found	C	Found	C
Antimony	2.0	2.0	U	2.0	U	2.0	U		
Arsenic	5.0	5.0	U	5.0	U	5.0	U		
Barium	5.0	5.0	U	5.0	U	5.0	U		
Beryllium	1.0	1.0	U	1.0	U	1.0	U		
Cadmium	1.0	1.0	U	1.0	U	1.0	U		
Chromium	2.0	2.0	U	2.0	U	2.0	U		
Cobalt	1.0	1.0	U	1.0	U	1.0	U		
Copper	2.0	2.0	U	2.0	U	2.0	U		
Lead	1.0	1.0	U	1.0	U	1.0	U		
Molybdenum	2.0	2.0	U	0.839	J	5.68			
Nickel	2.0	2.0	U	2.0	U	2.0	U		
Selenium	5.0	5.0	U	5.0	U	5.0	U		
Silver	1.0	1.0	U	1.0	U	1.0	U		
Thallium	2.0	0.165	J	0.270	J	0.205	J		
Vanadium	20	20	U	20	U	20	U		
Zinc	20	20	U	20	U	20	U		

Italicized analytes were not requested for this sequence.

3-IN
INSTRUMENT BLANKS
METALS

Lab Name: TestAmerica North Canton Job No.: 240-321-1

SDG No.:

Concentration Units: ug/L

		ICB 240-7059/6 07/02/2011 10:49		CCB 240-7059/28 07/02/2011 13:02		CCB 240-7059/40 07/02/2011 14:15		CCB 240-7059/52 07/02/2011 15:38	
Analyte	RL	Found	C	Found	C	Found	C	Found	C
Antimony	2.0	0.245	J	0.172	J	0.257	J	2.0	U
Arsenic	5.0	5.0	U	5.0	U	5.0	U	5.0	U
Barium	5.0	5.0	U	5.0	U	5.0	U	5.0	U
Beryllium	1.0	1.0	U	1.0	U	1.0	U	1.0	U
Cadmium	1.0	1.0	U	1.0	U	1.0	U	1.0	U
Chromium	2.0	2.0	U	2.0	U	2.0	U	2.0	U
Cobalt	1.0	1.0	U	0.0740	J	0.0760	J	1.0	U
Copper	2.0	2.0	U	2.0	U	2.0	U	2.0	U
Lead	1.0	1.0	U	1.0	U	1.0	U	1.0	U
Molybdenum	2.0	1.10	J	1.13	J	1.34	J	0.868	J
Nickel	2.0	2.0	U	2.0	U	2.0	U	2.0	U
Selenium	5.0	5.0	U	5.0	U	5.0	U	5.0	U
Silver	1.0	1.0	U	1.0	U	1.0	U	1.0	U
Thallium	2.0	0.165	J	0.344	J	0.805	J	0.401	J
Tungsten	10	0.797	J	0.718	J	1.03	J	0.647	J
Vanadium	20	20	U	20	U	20	U	20	U
Zinc	20	20	U	20	U	20	U	3.01	J

Italicized analytes were not requested for this sequence.

3-IN
INSTRUMENT BLANKS
METALS

Lab Name: TestAmerica North Canton Job No.: 240-321-1

SDG No.:

Concentration Units: ug/L

		ICB 240-2555/8-A 05/25/2011 10:32		CCB 240-2555/12-A 05/25/2011 10:36		CCB 240-2555/12-A 05/25/2011 11:38		CCB 240-2555/12-A 05/25/2011 11:54	
Analyte	RL	Found	C	Found	C	Found	C	Found	C
Mercury	0.20	0.20	U	0.20	U	0.20	U	0.20	U

Italicized analytes were not requested for this sequence.

3-IN
INSTRUMENT BLANKS
METALS

Lab Name: TestAmerica North Canton Job No.: 240-321-1

SDG No.:

Concentration Units: ug/L

		CCB 240-2555/12-A 05/25/2011 12:09		CCB 240-2555/12-A 05/25/2011 12:25					
Analyte	RL	Found	C	Found	C	Found	C	Found	C
Mercury	0.20	0.20	U	0.20	U				

Italicized analytes were not requested for this sequence.

3-IN
INSTRUMENT BLANKS
METALS

Lab Name: TestAmerica North Canton Job No.: 240-321-1

SDG No.:

Concentration Units: ug/L

		ICB 240-5364/8-A 06/20/2011 11:04		CCB 240-5364/12-A 06/20/2011 15:04		CCB 240-5364/12-A 06/20/2011 15:20		CCB 240-5364/12-A 06/20/2011 15:35	
Analyte	RL	Found	C	Found	C	Found	C	Found	C
Mercury	0.20	0.20	U	0.20	U	0.20	U	0.20	U

Italicized analytes were not requested for this sequence.

3-IN
METHOD BLANK
METALS - TOTAL RECOVERABLE

Lab Name: TestAmerica North Canton Job No.: 240-321-1

SDG No.:

Concentration Units: ug/L Lab Sample ID: MB 240-2327/1-A

Instrument Code: I8 Batch No.: 4599

CAS No.	Analyte	Concentration	C	Q	Method
7440-36-0	Antimony	2.0	U		6020
7440-38-2	Arsenic	5.0	U		6020
7440-39-3	Barium	1.36	J		6020
7440-41-7	Beryllium	1.0	U		6020
7440-43-9	Cadmium	1.0	U		6020
7440-47-3	Chromium	2.0	U		6020
7440-48-4	Cobalt	1.0	U		6020
7440-50-8	Copper	0.961	J		6020
7439-98-7	Molybdenum	0.418	J		6020
7440-02-0	Nickel	2.0	U		6020
7782-49-2	Selenium	5.0	U		6020
7440-22-4	Silver	1.0	U		6020
7440-28-0	Thallium	0.216	J		6020
7440-62-2	Vanadium	20	U		6020
7440-33-7	Tungsten	10	U		6020
7440-66-6	Zinc	27.0			6020

FORM III-IN

3-IN
METHOD BLANK
METALS - TOTAL RECOVERABLE

Lab Name: TestAmerica North Canton Job No.: 240-321-1

SDG No.:

Concentration Units: ug/L Lab Sample ID: MB 240-5116/1-A

Instrument Code: I8 Batch No.: 5945

CAS No.	Analyte	Concentration	C	Q	Method
7439-92-1	Lead	1.0	U		6020

FORM III-IN

3-IN
METHOD BLANK
METALS - TOTAL RECOVERABLE

Lab Name: TestAmerica North Canton Job No.: 240-321-1

SDG No.:

Concentration Units: ug/L Lab Sample ID: MB 240-5287/1-A

Instrument Code: I8 Batch No.: 7059

CAS No.	Analyte	Concentration	C	Q	Method
7440-36-0	Antimony	0.224	J		6020
7440-38-2	Arsenic	5.0	U		6020
7440-39-3	Barium	2.20	J		6020
7440-41-7	Beryllium	1.0	U		6020
7440-43-9	Cadmium	1.0	U		6020
7440-47-3	Chromium	2.0	U		6020
7440-48-4	Cobalt	0.0930	J		6020
7440-50-8	Copper	0.880	J		6020
7439-92-1	Lead	0.999	J		6020
7439-98-7	Molybdenum	1.06	J		6020
7440-02-0	Nickel	2.0	U		6020
7782-49-2	Selenium	5.0	U		6020
7440-22-4	Silver	1.0	U		6020
7440-28-0	Thallium	1.12	J		6020
7440-62-2	Vanadium	20	U		6020
7440-33-7	Tungsten	0.952	J		6020
7440-66-6	Zinc	23.2			6020

FORM III-IN

3-IN
METHOD BLANK
METALS

Lab Name: TestAmerica North Canton Job No.: 240-321-1

SDG No.:

Concentration Units: ug/L Lab Sample ID: MB 240-2329/1-A

Instrument Code: H1 Batch No.: 2610

CAS No.	Analyte	Concentration	C	Q	Method
7439-97-6	Mercury	0.20	U		7470A

FORM III-IN

3-IN
METHOD BLANK
METALS

Lab Name: TestAmerica North Canton Job No.: 240-321-1

SDG No.:

Concentration Units: ug/L Lab Sample ID: MB 240-5292/1-A

Instrument Code: H1 Batch No.: 5414

CAS No.	Analyte	Concentration	C	Q	Method
7439-97-6	Mercury	0.20	U		7470A

FORM III-IN

4A-IN
INTERFERENCE CHECK STANDARD
METALS

Lab Name: TestAmerica North Canton Job No.: 240-321-1

SDG No.:

Lab Sample ID: ICSA 240-4599/8 Instrument ID: I8

Lab File ID: I80613A.csv ICS Source: MTMSICSAW_00005

Concentration Units: ug/L

Analyte	True Solution A	Found Solution A	Percent Recovery
Antimony		**0.157**	
Arsenic		**0.544**	
Barium		**0.0870**	
Beryllium		**0.0120**	
Cadmium		**-0.0840**	
Chromium		**1.25**	
Cobalt		**0.102**	
Copper		**0.267**	
Molybdenum	**1000**	**1021**	**102**
Nickel		**0.551**	
Selenium		**0.0750**	
Silver		**0.105**	
Thallium		**0.0900**	
Tungsten		**0.412**	
Vanadium		**0.169**	
Zinc		**1.77**	
Aluminum	*50000*	*49410*	*99*
Boron		*0.445*	
Calcium	*50000*	*50820*	*102*
Iron	*50000*	*50410*	*101*
Lead		*0.0840*	
Magnesium	*50000*	*50700*	*101*
Manganese		*0.228*	
Potassium	*50000*	*61310*	*123*
Sodium	*50000*	*52070*	*104*
Strontium		*2.19*	
Tin		*0.198*	
Titanium	*1000*	*1049*	*105*

Calculations are performed before rounding to avoid round-off errors in calculated results.

FORM IVA-IN

4A-IN
INTERFERENCE CHECK STANDARD
METALS

Lab Name: TestAmerica North Canton Job No.: 240-321-1

SDG No.:

Lab Sample ID: ICSAB 240-4599/9 Instrument ID: I8

Lab File ID: I80613A.csv ICS Source: MTMSICSABW_00005

Concentration Units: ug/L

Analyte	True Solution AB	Found Solution AB	Percent Recovery
Antimony	**100**	**104**	**104**
Arsenic	**100**	**100.0**	**100**
Barium	**100**	**102**	**102**
Beryllium	**100**	**103**	**103**
Cadmium	**100**	**102**	**102**
Chromium	**100**	**102**	**102**
Cobalt	**100**	**98.3**	**98**
Copper	**100**	**98.0**	**98**
Molybdenum	**1100**	**1138**	**103**
Nickel	**100**	**100**	**100**
Selenium	**100**	**99.5**	**100**
Silver	**100**	**101**	**101**
Thallium	**100**	**107**	**107**
Tungsten	**100**	**107**	**107**
Vanadium	**100**	**103**	**103**
Zinc	**100**	**102**	**102**
Aluminum	*50000*	*48580*	*97*
Boron	*100*	*102*	*102*
Calcium	*50000*	*51120*	*102*
Iron	*50000*	*49840*	*100*
Lead	*100*	*96.1*	*96*
Magnesium	*50000*	*49920*	*100*
Manganese	*100*	*112*	*112*
Potassium	*50000*	*61950*	*124*
Sodium	*50000*	*51690*	*103*
Strontium	*100*	*97.3*	*97*
Tin	*100*	*102*	*102*
Titanium	*1100*	*1129*	*103*

Calculations are performed before rounding to avoid round-off errors in calculated results.

FORM IVA-IN

4A-IN
INTERFERENCE CHECK STANDARD
METALS

Lab Name: TestAmerica North Canton Job No.: 240-321-1

SDG No.:

Lab Sample ID: ICSA 240-5945/8 Instrument ID: I8

Lab File ID: I80623A.csv ICS Source: MTMSICSAW_00005

Concentration Units: ug/L

Analyte	True Solution A	Found Solution A	Percent Recovery
Lead		**0.0680**	
Aluminum	*50000*	*48830*	*98*
Antimony		*0.146*	
Arsenic		*0.641*	
Barium		*0.0820*	
Beryllium		*-0.0040*	
Boron		*0.0200*	
Cadmium		*-0.0930*	
Calcium	*50000*	*50410*	*101*
Chromium		*1.29*	
Cobalt		*0.0740*	
Copper		*0.129*	
Iron	*50000*	*50690*	*101*
Magnesium	*50000*	*51550*	*103*
Manganese		*0.146*	
Molybdenum	*1000*	*999*	*100*
Nickel		*0.456*	
Potassium	*50000*	*60040*	*120*
Selenium		*0.0700*	
Silver		*0.0980*	
Sodium	*50000*	*52150*	*104*
Strontium		*2.16*	
Thallium		*0.0150*	
Tin		*0.0520*	
Titanium	*1000*	*1005*	*101*
Vanadium		*-0.130*	
Zinc		*-1.27*	

Calculations are performed before rounding to avoid round-off errors in calculated results.

FORM IVA-IN

4A-IN
INTERFERENCE CHECK STANDARD
METALS

Lab Name: TestAmerica North Canton Job No.: 240-321-1

SDG No.:

Lab Sample ID: ICSAB 240-5945/9 Instrument ID: I8

Lab File ID: I80623A.csv ICS Source: MTMSICSABW_00005

Concentration Units: ug/L

Analyte	True Solution AB	Found Solution AB	Percent Recovery
Lead	**100**	**96.7**	**97**
Aluminum	*50000*	*48690*	*97*
Antimony	*100*	*101*	*101*
Arsenic	*100*	*102*	*102*
Barium	*100*	*102*	*102*
Beryllium	*100*	*105*	*105*
Boron	*100*	*101*	*101*
Cadmium	*100*	*104*	*104*
Calcium	*50000*	*49970*	*100*
Chromium	*100*	*103*	*103*
Cobalt	*100*	*102*	*102*
Copper	*100*	*101*	*101*
Iron	*50000*	*50620*	*101*
Magnesium	*50000*	*51260*	*103*
Manganese	*100*	*104*	*104*
Molybdenum	*1100*	*1123*	*102*
Nickel	*100*	*103*	*103*
Potassium	*50000*	*60930*	*122*
Selenium	*100*	*101*	*101*
Silver	*100*	*102*	*102*
Sodium	*50000*	*52670*	*105*
Strontium	*100*	*97.6*	*98*
Thallium	*100*	*102*	*102*
Tin	*100*	*99.2*	*99*
Titanium	*1100*	*1102*	*100*
Vanadium	*100*	*103*	*103*
Zinc	*100*	*101*	*101*

Calculations are performed before rounding to avoid round-off errors in calculated results.

FORM IVA-IN

4A-IN
INTERFERENCE CHECK STANDARD
METALS

Lab Name: TestAmerica North Canton Job No.: 240-321-1

SDG No.:

Lab Sample ID: ICSA 240-6099/8 Instrument ID: I8

Lab File ID: I80624A.csv ICS Source: MTMSICSAW_00005

Concentration Units: ug/L

Analyte	True Solution A	Found Solution A	Percent Recovery
Aluminum	50000	49770	100
Antimony		0.112	
Arsenic		0.767	
Barium		0.0760	
Beryllium		0.0020	
Boron		0.338	
Cadmium		-0.126	
Calcium	50000	50790	102
Chromium		1.29	
Cobalt		0.0550	
Copper		-0.0730	
Iron	50000	50650	101
Lead		0.0560	
Magnesium	50000	51340	103
Manganese		0.115	
Molybdenum	1000	1024	102
Nickel		0.476	
Potassium	50000	60040	120
Selenium		0.0830	
Silver		0.0510	
Sodium	50000	52710	105
Strontium		2.19	
Thallium		0.0340	
Tin		-0.0860	
Titanium	1000	1037	104
Vanadium		-0.157	
Zinc		-3.88	

Calculations are performed before rounding to avoid round-off errors in calculated results.

FORM IVA-IN

4A-IN
INTERFERENCE CHECK STANDARD
METALS

Lab Name: TestAmerica North Canton Job No.: 240-321-1

SDG No.:

Lab Sample ID: ICSAB 240-6099/9 Instrument ID: I8

Lab File ID: I80624A.csv ICS Source: MTMSICSABW_00005

Concentration Units: ug/L

Analyte	True Solution AB	Found Solution AB	Percent Recovery
Aluminum	50000	49260	99
Antimony	100	103	103
Arsenic	100	103	103
Barium	100	103	103
Beryllium	100	104	104
Boron	100	103	103
Cadmium	100	104	104
Calcium	50000	51490	103
Chromium	100	103	103
Cobalt	100	102	102
Copper	100	101	101
Iron	50000	51090	102
Lead	100	99.1	99
Magnesium	50000	51570	103
Manganese	100	106	106
Molybdenum	1100	1156	105
Nickel	100	104	104
Potassium	50000	62310	125
Selenium	100	101	101
Silver	100	103	103
Sodium	50000	52590	105
Strontium	100	98.8	99
Thallium	100	104	104
Tin	100	102	102
Titanium	1100	1134	103
Vanadium	100	103	103
Zinc	100	102	102

Calculations are performed before rounding to avoid round-off errors in calculated results.

FORM IVA-IN

4A-IN
INTERFERENCE CHECK STANDARD
METALS

Lab Name: TestAmerica North Canton Job No.: 240-321-1

SDG No.:

Lab Sample ID: ICSA 240-7059/8 Instrument ID: I8

Lab File ID: I80702A.csv ICS Source: MTMSICSAW_00005

Concentration Units: ug/L

Analyte	True Solution A	Found Solution A	Percent Recovery
Antimony		**0.228**	
Arsenic		**0.589**	
Barium		**0.178**	
Beryllium		**0.0260**	
Cadmium		**-0.177**	
Chromium		**1.33**	
Cobalt		**0.137**	
Copper		**0.569**	
Lead		**0.216**	
Molybdenum	**1000**	**1065**	**107**
Nickel		**0.648**	
Selenium		**0.0680**	
Silver		**0.172**	
Thallium		**0.131**	
Tungsten		**0.467**	
Vanadium		**0.289**	
Zinc		**2.64**	
Aluminum	*50000*	*51740*	*103*
Boron		*3.06*	
Calcium	*50000*	*53050*	*106*
Iron	*50000*	*51650*	*103*
Magnesium	*50000*	*53110*	*106*
Manganese		*0.432*	
Potassium	*50000*	*62320*	*125*
Sodium	*50000*	*55020*	*110*
Strontium		*2.35*	
Tin		*0.349*	
Titanium	*1000*	*1082*	*108*

Calculations are performed before rounding to avoid round-off errors in calculated results.

FORM IVA-IN

4A-IN
INTERFERENCE CHECK STANDARD
METALS

Lab Name: TestAmerica North Canton Job No.: 240-321-1

SDG No.:

Lab Sample ID: ICSAB 240-7059/9 Instrument ID: I8

Lab File ID: I80702A.csv ICS Source: MTMSICSABW_00005

Concentration Units: ug/L

Analyte	True Solution AB	Found Solution AB	Percent Recovery
Antimony	**100**	**104**	**104**
Arsenic	**100**	**105**	**105**
Barium	**100**	**105**	**105**
Beryllium	**100**	**104**	**104**
Cadmium	**100**	**104**	**104**
Chromium	**100**	**106**	**106**
Cobalt	**100**	**105**	**105**
Copper	**100**	**104**	**104**
Lead	**100**	**99.4**	**99**
Molybdenum	**1100**	**1171**	**106**
Nickel	**100**	**106**	**106**
Selenium	**100**	**104**	**104**
Silver	**100**	**104**	**104**
Thallium	**100**	**106**	**106**
Tungsten	**100**	**113**	**113**
Vanadium	**100**	**106**	**106**
Zinc	**100**	**106**	**106**
Aluminum	*50000*	*50920*	*102*
Boron	*100*	*106*	*106*
Calcium	*50000*	*52980*	*106*
Iron	*50000*	*51400*	*103*
Magnesium	*50000*	*52390*	*105*
Manganese	*100*	*110*	*110*
Potassium	*50000*	*62870*	*126*
Sodium	*50000*	*54270*	*109*
Strontium	*100*	*101*	*101*
Tin	*100*	*103*	*103*
Titanium	*1100*	*1179*	*107*

Calculations are performed before rounding to avoid round-off errors in calculated results.

FORM IVA-IN

7A-IN
LAB CONTROL SAMPLE
METALS - TOTAL RECOVERABLE

Lab ID: LCS 240-2327/2-A

Lab Name: TestAmerica North Canton Job No.: 240-321-1

Sample Matrix: Water LCS Source: MTICPMSB_00003

Water(ug/L)

Analyte	True	Found	C	%R	Limits		Q	Method
Antimony	100	95.2		95	80	120		6020
Arsenic	1000	904		90	80	120		6020
Barium	1000	881		88	80	120		6020
Beryllium	1000	903		90	80	120		6020
Cadmium	1000	943		94	80	120		6020
Chromium	1000	861		86	80	120		6020
Cobalt	1000	868		87	80	120		6020
Copper	1000	889		89	80	120		6020
Molybdenum	100	87.7		88	80	120		6020
Nickel	1000	885		88	80	120		6020
Selenium	1000	939		94	80	120		6020
Silver	100	93.1		93	80	120		6020
Thallium	1000	853		85	80	120		6020
Vanadium	1000	859		86	80	120		6020
Tungsten	100	88.3		88	80	120		6020
Zinc	1000	960		96	80	120		6020

Calculations are performed before rounding to avoid round-off errors in calculated results.

FORM VIIA - IN

7A-IN
LAB CONTROL SAMPLE
METALS - TOTAL RECOVERABLE

Lab ID: LCS 240-5116/2-A

Lab Name: TestAmerica North Canton Job No.: 240-321-1

Sample Matrix: Water LCS Source: MTICPMSA_00003

Water(ug/L)

Analyte	True	Found	C	%R	Limits		Q	Method
Lead	1000	842		84	80	120		6020

Calculations are performed before rounding to avoid round-off errors in calculated results.

FORM VIIA - IN

7A-IN
LAB CONTROL SAMPLE
METALS - TOTAL RECOVERABLE

Lab ID: LCS 240-5287/3-A

Lab Name: TestAmerica North Canton Job No.: 240-321-1

Sample Matrix: Water LCS Source: MTICPMSB_00003

Analyte	Water(ug/L) True	Found	C	%R	Limits		Q	Method
Antimony	100	99.7		100	80	120		6020
Arsenic	1000	983		98	80	120		6020
Barium	1000	925		92	80	120		6020
Beryllium	1000	971		97	80	120		6020
Cadmium	1000	996		100	80	120		6020
Chromium	1000	950		95	80	120		6020
Cobalt	1000	967		97	80	120		6020
Copper	1000	995		99	80	120		6020
Lead	1000	833		83	80	120		6020
Molybdenum	100	92.6		93	80	120		6020
Nickel	1000	989		99	80	120		6020
Selenium	1000	1010		101	80	120		6020
Silver	100	99.5		100	80	120		6020
Thallium	1000	870		87	80	120		6020
Vanadium	1000	948		95	80	120		6020
Tungsten	100	94.5		94	80	120		6020
Zinc	1000	1050		105	80	120		6020

Calculations are performed before rounding to avoid round-off errors in calculated results.

FORM VIIA - IN

7A-IN
LAB CONTROL SAMPLE
METALS

Lab ID: LCS 240-2329/2-A

Lab Name: TestAmerica North Canton Job No.: 240-321-1

Sample Matrix: Water LCS Source: MTHGICVW_00033

Water(ug/L)

Analyte	True	Found	C	%R	Limits		Q	Method
Mercury	5.00	5.57		111	81	123		7470A

Calculations are performed before rounding to avoid round-off errors in calculated results.

FORM VIIA - IN

7A-IN
LAB CONTROL SAMPLE
METALS

Lab ID: LCS 240-5292/2-A

Lab Name: TestAmerica North Canton Job No.: 240-321-1

Sample Matrix: Water LCS Source: MTHGICVW_00053

Water(ug/L)

Analyte	True	Found	C	%R	Limits		Q	Method
Mercury	5.00	4.49		90	81	123		7470A

Calculations are performed before rounding to avoid round-off errors in calculated results.

FORM VIIA - IN

9-IN
DETECTION LIMITS
METALS - TOTAL RECOVERABLE

Lab Name: TestAmerica North Canton Job Number: 240-321-1

SDG Number:

Matrix: Water Instrument ID: I8

Method: 6020 MDL Date: 02/09/2010 15:53

Prep Method: 3005A

Analyte	Wavelength/ Mass	RL (ug/L)	MDL (ug/L)
Antimony	121.00	2	0.13
Arsenic	75.00	5	0.4
Barium	137.00	5	0.19
Beryllium	9.00	1	0.2
Cadmium	111.00	1	0.13
Chromium	52.00	2	0.71
Cobalt	59.00	1	0.058
Copper	65.00	2	0.29
Lead	208.00	1	0.18
Molybdenum	95.00	2	0.093
Nickel	60.00	2	0.2
Selenium	78.00	5	0.57
Silver	107.00	1	0.08
Thallium	205.00	2	0.14
Tungsten	182.00	10	0.37
Vanadium	51.00	20	0.44
Zinc	66.00	20	2.3

9-IN
DETECTION LIMITS
METALS - DISSOLVED

Lab Name: TestAmerica North Canton Job Number: 240-321-1

SDG Number:

Matrix: Water Instrument ID: I8

Method: 6020 MDL Date: 02/09/2010 15:53

Prep Method: 3005A

Analyte	Wavelength/ Mass	RL (ug/L)	MDL (ug/L)
Antimony	121.00	2	0.13
Arsenic	75.00	5	0.4
Barium	137.00	5	0.19
Beryllium	9.00	1	0.2
Cadmium	111.00	1	0.13
Chromium	52.00	2	0.71
Cobalt	59.00	1	0.058
Copper	65.00	2	0.29
Lead	208.00	1	0.18
Molybdenum	95.00	2	0.093
Nickel	60.00	2	0.2
Selenium	78.00	5	0.57
Silver	107.00	1	0.08
Thallium	205.00	2	0.14
Tungsten	182.00	10	0.37
Vanadium	51.00	20	0.44
Zinc	66.00	20	2.3

9-IN
DETECTION LIMITS
METALS

Lab Name: TestAmerica North Canton Job Number: 240-321-1

SDG Number:

Matrix: Water Instrument ID: H1

Method: 7470A MDL Date: 02/08/2010 16:06

Prep Method: 7470A

Analyte	Wavelength/ Mass	RL (ug/L)	MDL (ug/L)
Mercury	253.7	0.2	0.12

FORM IX - IN

9-IN
DETECTION LIMITS
METALS - DISSOLVED

Lab Name: TestAmerica North Canton Job Number: 240-321-1

SDG Number:

Matrix: Water Instrument ID: H1

Method: 7470A MDL Date: 02/08/2010 16:06

Prep Method: 7470A

Analyte	Wavelength/ Mass	RL (ug/L)	MDL (ug/L)
Mercury	253.7	0.2	0.12

15-IN
ICP-MS INTERNAL STANDARDS RELATIVE INTENSITY SUMMARY
METALS

Lab Name: TestAmerica North Canton Job No.: 240-321-1

SDG No.:

ICP-MS Instrument ID: I8 Start Date: 06/13/2011 End Date: 06/13/2011

Lab Sample ID	Time	Internal Standards %RI For: Element Li	Q	Element Sc	Q	Element Sc	Q	Element Ge	Q	Element In	Q
STD2 240-4599/2 IC	09:56	95		91		92		88		92	
STD3 240-4599/3 IC	10:02	89		86		88		83		87	
STD4 240-4599/4 IC	10:08	90		89		91		94		95	
ICV 240-4599/5	10:13	92		89		90		87		91	
ICB 240-4599/6	10:19	90		89		91		92		93	
CRI 240-4599/7	10:24	93		91		93		90		94	
ICSA 240-4599/8	10:29	85		81		85		86		89	
ICSAB 240-4599/9	10:34	88		82		88		89		92	
CCV 240-4599/60	15:04	94		82		101		97		102	
CCB 240-4599/61	15:11	90		83		98		99		101	
MB 240-2327/1-A	15:15	91		87		96		98		100	
LCS 240-2327/2-A	15:20	88		84		94		93		99	
CCV 240-4599/72	16:11	96		86		97		94		97	
CCB 240-4599/73	16:18	93		85		98		98		100	
240-321-2	16:27	87		82		92		93		96	
240-321-2	16:32	88		77		101		100		104	
240-321-3	16:37	91		79		103		107		107	
240-321-3	16:42	94		85		102		106		107	
240-321-4	16:46	98		88		104		108		106	
240-321-4	16:51	98		90		104		106		105	
240-321-5	16:56	86		81		93		93		97	
240-321-5	17:01	86		75		97		98		101	
CCV 240-4599/83	17:05	95		78		101		98		103	
CCB 240-4599/84	17:12	90		81		96		97		100	

15-IN
ICP-MS INTERNAL STANDARDS RELATIVE INTENSITY SUMMARY
METALS

Lab Name: TestAmerica North Canton Job No.: 240-321-1

SDG No.:

ICP-MS Instrument ID: I8 Start Date: 06/13/2011 End Date: 06/13/2011

Lab Sample ID	Time	Internal Standards %RI For: Element Tb	Q	Element Ho	Q	Element Bi	Q	Element	Q	Element	Q
STD2 240-4599/2 IC	09:56					89					
STD3 240-4599/3 IC	10:02					84					
STD4 240-4599/4 IC	10:08					98					
ICV 240-4599/5	10:13					90					
ICB 240-4599/6	10:19					97					
CRI 240-4599/7	10:24					97					
ICSA 240-4599/8	10:29					88					
ICSAB 240-4599/9	10:34					93					
CCV 240-4599/60	15:04					105					
CCB 240-4599/61	15:11					110					
MB 240-2327/1-A	15:15					109					
LCS 240-2327/2-A	15:20					106					
CCV 240-4599/72	16:11					100					
CCB 240-4599/73	16:18					108					
240-321-2	16:27					99					
240-321-2	16:32					109					
240-321-3	16:37					118					
240-321-3	16:42					116					
240-321-4	16:46					113					
240-321-4	16:51					112					
240-321-5	16:56					101					
240-321-5	17:01					106					
CCV 240-4599/83	17:05					106					
CCB 240-4599/84	17:12					109					

FORM XV - IN

15-IN

ICP-MS INTERNAL STANDARDS RELATIVE INTENSITY SUMMARY

METALS

Lab Name: TestAmerica North Canton Job No.: 240-321-1

SDG No.:

ICP-MS Instrument ID: I8 Start Date: 06/23/2011 End Date: 06/23/2011

Lab Sample ID	Time	Internal Standards %RI For: Element Li	Q	Element Sc	Q	Element Sc	Q	Element Ge	Q	Element In	Q
STD2 240-5945/2 IC	16:21	110		103		110		104		103	
STD3 240-5945/3 IC	16:28	112		104		106		99		100	
STD4 240-5945/4 IC	16:35	111		109		105		106		105	
ICV 240-5945/5	16:40	104		102		104		100		101	
ICB 240-5945/6	16:47	103		102		98		98		98	
CRI 240-5945/7	16:52	97		100		95		93		96	
ICSA 240-5945/8	16:56	100		97		103		101		100	
ICSAB 240-5945/9	17:01	111		102		110		107		107	
CCV 240-5945/12	17:20	111		102		111		106		106	
CCB 240-5945/13	17:26	110		105		106		105		106	
MB 240-5116/1-A	17:31	100		100		101		101		102	
LCS 240-5116/2-A	17:36	93		95		90		90		94	
240-321-2	18:20	103		101		116		111		111	
CCV 240-5945/24	18:25	110		98		120		115		115	
CCB 240-5945/25	18:32	116		105		114		111		112	
240-321-2	18:37	103		102		116		110		111	
240-321-3	18:42	112		103		122	*	121	*	120	
240-321-3	18:46	109		107		116		116		114	
240-321-4	18:51	112		110		112		111		110	
240-321-4	18:56	111		108		110		110		109	
240-321-5	19:00	103		100		114		110		110	
240-321-5	19:05	110		102		121	*	116		115	
CCV 240-5945/36	19:24	110		104		108		103		104	
CCB 240-5945/37	19:31	102		98		98		97		101	

FORM XV - IN

15-IN
ICP-MS INTERNAL STANDARDS RELATIVE INTENSITY SUMMARY
METALS

Lab Name: TestAmerica North Canton Job No.: 240-321-1

SDG No.:

ICP-MS Instrument ID: I8 Start Date: 06/23/2011 End Date: 06/23/2011

Lab Sample ID	Time	Internal Standards %RI For: Element Tb	Q	Element Ho	Q	Element Bi	Q	Element	Q	Element	Q
STD2 240-5945/2 IC	16:21					93					
STD3 240-5945/3 IC	16:28					86					
STD4 240-5945/4 IC	16:35					103					
ICV 240-5945/5	16:40					93					
ICB 240-5945/6	16:47					98					
CRI 240-5945/7	16:52					96					
ICSA 240-5945/8	16:56					90					
ICSAB 240-5945/9	17:01					96					
CCV 240-5945/12	17:20					96					
CCB 240-5945/13	17:26					105					
MB 240-5116/1-A	17:31					102					
LCS 240-5116/2-A	17:36					98					
240-321-2	18:20					95					
CCV 240-5945/24	18:25					101					
CCB 240-5945/25	18:32					108					
240-321-2	18:37					96					
240-321-3	18:42					114					
240-321-3	18:46					109					
240-321-4	18:51					106					
240-321-4	18:56					105					
240-321-5	19:00					95					
240-321-5	19:05					99					
CCV 240-5945/36	19:24					94					
CCB 240-5945/37	19:31					102					

15-IN
ICP-MS INTERNAL STANDARDS RELATIVE INTENSITY SUMMARY
METALS

Lab Name: TestAmerica North Canton Job No.: 240-321-1

SDG No.:

ICP-MS Instrument ID: I8 Start Date: 06/24/2011 End Date: 06/24/2011

Lab Sample ID	Time	Internal Standards %RI For: Element Li	Q	Element Sc	Q	Element Sc	Q	Element Ge	Q	Element In	Q
STD2 240-6099/2 IC	09:45	104		102		99		95		94	
STD3 240-6099/3 IC	09:52	101		103		100		95		95	
STD4 240-6099/4 IC	09:59	99		104		98		99		98	
ICV 240-6099/5	10:03	100		102		96		93		93	
ICB 240-6099/6	10:10	96		101		93		93		94	
CRI 240-6099/7	10:15	94		101		93		92		93	
ICSA 240-6099/8	10:20	94		95		94		93		93	
ICSAB 240-6099/9	10:24	105		100		103		102		101	
CCV 240-6099/49	14:08	62		66		72		71		73	
CCB 240-6099/50	14:14	57		65		63		66		69	
240-321-3	14:48	47		61		61		66		68	
CCV 240-6099/61	15:11	82		93		94		92		98	
CCB 240-6099/62	15:18	78		91		87		89		93	

Sample results not used

FORM XV - IN

15-IN
ICP-MS INTERNAL STANDARDS RELATIVE INTENSITY SUMMARY
METALS

Lab Name: TestAmerica North Canton Job No.: 240-321-1

SDG No.:

ICP-MS Instrument ID: I8 Start Date: 06/24/2011 End Date: 06/24/2011

Lab Sample ID	Time	Internal Standards %RI For: Element Tb	Q	Element Ho	Q	Element Bi	Q	Element	Q	Element	Q
STD2 240-6099/2 IC	09:45					88					
STD3 240-6099/3 IC	09:52					84					
STD4 240-6099/4 IC	09:59					98					
ICV 240-6099/5	10:03					87					
ICB 240-6099/6	10:10					93					
CRI 240-6099/7	10:15					93					
ICSA 240-6099/8	10:20					86					
ICSAB 240-6099/9	10:24					92					
CCV 240-6099/49	14:08					75					
CCB 240-6099/50	14:14					78					
240-321-3	14:48					78					
CCV 240-6099/61	15:11					99					
CCB 240-6099/62	15:18					101					

15-IN
ICP-MS INTERNAL STANDARDS RELATIVE INTENSITY SUMMARY
METALS

Lab Name: TestAmerica North Canton Job No.: 240-321-1

SDG No.:

ICP-MS Instrument ID: I8 Start Date: 07/02/2011 End Date: 07/02/2011

Lab Sample ID	Time	Internal Standards %RI For: Element Li	Q	Element Sc	Q	Element Sc	Q	Element Ge	Q	Element In	Q
STD2 240-7059/2 IC	10:22	88		84		88		85		88	
STD3 240-7059/3 IC	10:29	85		83		85		80		85	
STD4 240-7059/4 IC	10:36	86		86		90		92		96	
ICV 240-7059/5	10:42	89		85		89		87		91	
ICB 240-7059/6	10:49	88		87		91		92		95	
CRI 240-7059/7	10:55	93		91		93		92		97	
ICSA 240-7059/8	11:00	88		83		89		88		92	
ICSAB 240-7059/9	11:05	91		84		94		92		98	
CCV 240-7059/27	12:55	92		75		102		99		105	
CCB 240-7059/28	13:02	91		79		101		102		109	
MB 240-5287/1-A	13:54	79		78		93		96		104	
LCS 240-5287/3-A	14:01	82		78		90		92		101	
CCV 240-7059/39	14:08	81		77		90		88		96	
CCB 240-7059/40	14:15	82		80		94		95		102	
240-410-1	14:49	76		84		98		96		99	
240-410-1	14:56	77		84		100		97		100	
240-475-1	15:03	81		80		91		95		101	
240-475-1	15:10	83		80		92		92		99	
240-475-3	15:17	75		77		89		85		94	
240-475-3	15:24	76		77		90		86		97	
CCV 240-7059/51	15:31	81		78		96		93		101	
CCB 240-7059/52	15:38	84		83		96		98		106	

15-IN
ICP-MS INTERNAL STANDARDS RELATIVE INTENSITY SUMMARY
METALS

Lab Name: TestAmerica North Canton Job No.: 240-321-1

SDG No.:

ICP-MS Instrument ID: I8 Start Date: 07/02/2011 End Date: 07/02/2011

Lab Sample ID	Time	Internal Standards %RI For: Element Tb	Q	Element Ho	Q	Element Bi	Q	Element	Q	Element	Q
STD2 240-7059/2 IC	10:22					86					
STD3 240-7059/3 IC	10:29					80					
STD4 240-7059/4 IC	10:36					100					
ICV 240-7059/5	10:42					90					
ICB 240-7059/6	10:49					100					
CRI 240-7059/7	10:55					100					
ICSA 240-7059/8	11:00					90					
ICSAB 240-7059/9	11:05					95					
CCV 240-7059/27	12:55					106					
CCB 240-7059/28	13:02					118					
MB 240-5287/1-A	13:54					114					
LCS 240-5287/3-A	14:01					108					
CCV 240-7059/39	14:08					98					
CCB 240-7059/40	14:15					112					
240-410-1	14:49					103					
240-410-1	14:56					102					
240-475-1	15:03					106					
240-475-1	15:10					104					
240-475-3	15:17					94					
240-475-3	15:24					96					
CCV 240-7059/51	15:31					102					
CCB 240-7059/52	15:38					113					

FORM XV - IN

12-IN
PREPARATION LOG
METALS

Lab Name: TestAmerica North Canton Job No.: 240-321-1

SDG No.:

Prep Method: 3005A

Lab Sample ID	Preparation Date	Prep Batch	Initial Weight	Initial Volume (mL)	Final Volume (mL)
MB 240-2327/1-A	05/23/2011 07:50	2327		50	50
LCS 240-2327/2-A	05/23/2011 07:50	2327		50	50
240-321-2	05/23/2011 07:50	2327		50	50
240-321-2	05/23/2011 07:50	2327		50	50
240-321-3	05/23/2011 07:50	2327		50	50
240-321-3	05/23/2011 07:50	2327		50	50
240-321-4	05/23/2011 07:50	2327		50	50
240-321-4	05/23/2011 07:50	2327		50	50
240-321-5	05/23/2011 07:50	2327		50	50
240-321-5	05/23/2011 07:50	2327		50	50

12-IN
PREPARATION LOG
METALS

Lab Name: TestAmerica North Canton Job No.: 240-321-1

SDG No.:

Prep Method: 3005A

Lab Sample ID	Preparation Date	Prep Batch	Initial Weight	Initial Volume (mL)	Final Volume (mL)
MB 240-5116/1-A	06/17/2011 07:15	5116		50	50
LCS 240-5116/2-A	06/17/2011 07:15	5116		50	50
240-321-2	06/17/2011 07:15	5116		50	50
240-321-2	06/17/2011 07:15	5116		50	50
240-321-3	06/17/2011 07:15	5116		50	50
240-321-3	06/17/2011 07:15	5116		50	50
240-321-4	06/17/2011 07:15	5116		50	50
240-321-4	06/17/2011 07:15	5116		50	50
240-321-5	06/17/2011 07:15	5116		50	50
240-321-5	06/17/2011 07:15	5116		50	50

12-IN
PREPARATION LOG
METALS

Lab Name: TestAmerica North Canton Job No.: 240-321-1

SDG No.:

Prep Method: 3005A

Lab Sample ID	Preparation Date	Prep Batch	Initial Weight	Initial Volume (mL)	Final Volume (mL)
MB 240-5287/1-A	06/20/2011 08:02	5287		50	50
LCS 240-5287/3-A	06/20/2011 08:02	5287		50	50
240-410-1	06/20/2011 08:02	5287		50	50
240-410-1	06/20/2011 08:02	5287		50	50
240-475-1	06/20/2011 08:02	5287		50	50
240-475-1	06/20/2011 08:02	5287		50	50
240-475-3	06/20/2011 08:02	5287		50	50
240-475-3	06/20/2011 08:02	5287		50	50

12-IN
PREPARATION LOG
METALS

Lab Name: TestAmerica North Canton Job No.: 240-321-1

SDG No.:

Prep Method: 7470A

Lab Sample ID	Preparation Date	Prep Batch	Initial Weight	Initial Volume (mL)	Final Volume (mL)
MB 240-2329/1-A	05/23/2011 13:00	2329		100	100
LCS 240-2329/2-A	05/23/2011 13:00	2329		100	100
240-321-2	05/23/2011 13:00	2329		100	100
240-321-2	05/23/2011 13:00	2329		100	100
240-321-3	05/23/2011 13:00	2329		100	100
240-321-3	05/23/2011 13:00	2329		100	100
240-321-4	05/23/2011 13:00	2329		100	100
240-321-4	05/23/2011 13:00	2329		100	100
240-321-5	05/23/2011 13:00	2329		100	100
240-321-5	05/23/2011 13:00	2329		100	100

12-IN
PREPARATION LOG
METALS

Lab Name: TestAmerica North Canton Job No.: 240-321-1

SDG No.:

Prep Method: 7470A

Lab Sample ID	Preparation Date	Prep Batch	Initial Weight	Initial Volume (mL)	Final Volume (mL)
MRL 240-2555/9-A	05/25/2011 07:30	2555		100	100

FORM XII-IN

12-IN
PREPARATION LOG
METALS

Lab Name: TestAmerica North Canton Job No.: 240-321-1

SDG No.:

Prep Method: 7470A

Lab Sample ID	Preparation Date	Prep Batch	Initial Weight	Initial Volume (mL)	Final Volume (mL)
MB 240-5292/1-A	06/20/2011 11:10	5292		100	100
LCS 240-5292/2-A	06/20/2011 11:10	5292		100	100
240-410-1	06/20/2011 11:10	5292		100	100
240-410-1	06/20/2011 11:10	5292		100	100
240-475-1	06/20/2011 11:10	5292		100	100
240-475-1	06/20/2011 11:10	5292		100	100
240-475-3	06/20/2011 11:10	5292		100	100
240-475-3	06/20/2011 11:10	5292		100	100

13-IN
ANALYSIS RUN LOG
METALS

Lab Name: TestAmerica North Canton Job No.: 240-321-1

SDG No.:

Instrument ID: I8 Method: 6020

Start Date: 06/13/2011 09:51 End Date: 06/13/2011 17:12

Lab Sample ID	D/F	Type	Time	Analytes															
				Ag	As	Ba	Be	Cd	Co	Cr	Cu	Mo	Ni	Sb	Se	Tl	V	W	Zn
ICIS 240-4599/1			09:51	X	X	X	X	X	X	X	X	X	X	X	X	X	X	X	X
STD2 240-4599/2 IC	1		09:56	X	X	X	X	X	X	X	X	X	X	X	X	X	X	X	X
STD3 240-4599/3 IC	1		10:02	X	X	X	X	X	X	X	X	X	X	X	X	X	X	X	X
STD4 240-4599/4 IC	1		10:08	X	X	X	X	X	X	X	X	X	X	X	X	X	X	X	X
ICV 240-4599/5	1		10:13	X	X	X	X	X	X	X	X	X	X	X	X	X	X	X	X
ICB 240-4599/6	1		10:19	X	X	X	X	X	X	X	X	X	X	X	X	X	X	X	X
CRI 240-4599/7	1		10:24	X	X	X	X	X	X	X	X	X	X	X	X	X	X	X	X
ICSA 240-4599/8	1		10:29	X	X	X	X	X	X	X	X	X	X	X	X	X	X	X	X
ICSAB 240-4599/9	1		10:34	X	X	X	X	X	X	X	X	X	X	X	X	X	X	X	X
CCV 240-4599/10			10:40																
CCB 240-4599/11			10:47																
CCV 240-4599/12			10:52																
CCB 240-4599/13			10:59																
ZZZZZZ			11:04																
ZZZZZZ			11:08																
ZZZZZZ			11:15																
ZZZZZZ			11:21																
ZZZZZZ			11:26																
ZZZZZZ			11:31																
ZZZZZZ			11:36																
ZZZZZZ			11:40																
ZZZZZZ			11:45																
ZZZZZZ			11:50																
CCV 240-4599/24			11:54																
CCB 240-4599/25			12:01																
ZZZZZZ			12:06																
ZZZZZZ			12:11																
ZZZZZZ			12:16																
ZZZZZZ			12:20																
ZZZZZZ			12:25																
ZZZZZZ			12:30																
ZZZZZZ			12:34																
ZZZZZZ			12:39																
ZZZZZZ			12:44																
ZZZZZZ			12:49																
CCV 240-4599/36			12:53																
CCB 240-4599/37			13:00																
ZZZZZZ			13:05																
ZZZZZZ			13:12																
ZZZZZZ			13:19																
ZZZZZZ			13:25																
ZZZZZZ			13:30																

13-IN
ANALYSIS RUN LOG
METALS

Lab Name: TestAmerica North Canton Job No.: 240-321-1

SDG No.:

Instrument ID: I8 Method: 6020

Start Date: 06/13/2011 09:51 End Date: 06/13/2011 17:12

Lab Sample ID	D/F	Type	Time	Analytes															
				Ag	As	Ba	Be	Cd	Co	Cr	Cu	Mo	Ni	Sb	Se	Tl	V	W	Zn
ZZZZZZ			13:35																
ZZZZZZ			13:39																
ZZZZZZ			13:44																
ZZZZZZ			13:49																
ZZZZZZ			13:56																
CCV 240-4599/48			14:00																
CCB 240-4599/49			14:07																
ZZZZZZ			14:12																
ZZZZZZ			14:17																
ZZZZZZ			14:24																
ZZZZZZ			14:31																
ZZZZZZ			14:35																
ZZZZZZ			14:40																
ZZZZZZ			14:45																
ZZZZZZ			14:50																
ZZZZZZ			14:54																
ZZZZZZ			14:59																
CCV 240-4599/60	1		15:04	X	X	X	X	X	X	X	X	X	X	X	X	X	X	X	X
CCB 240-4599/61	1		15:11	X	X	X	X	X	X	X	X	X	X	X	X	X	X	X	X
MB 240-2327/1-A	1	R	15:15	X	X	X	X	X	X	X	X	X	X	X	X	X	X	X	X
LCS 240-2327/2-A	1	R	15:20	X	X	X	X	X	X	X	X	X	X	X	X	X	X	X	X
ZZZZZZ			15:27																
ZZZZZZ			15:33																
ZZZZZZ			15:38																
ZZZZZZ			15:43																
ZZZZZZ			15:50																
ZZZZZZ			15:57																
ZZZZZZ			16:02																
ZZZZZZ			16:06																
CCV 240-4599/72	1		16:11	X	X	X	X	X	X	X	X	X	X	X	X	X	X	X	X
CCB 240-4599/73	1		16:18	X	X	X	X	X	X	X	X	X	X	X	X	X	X	X	X
ZZZZZZ			16:23																
240-321-2	1	R	16:27	X	X	X	X	X	X	X	X	X	X	X	X	X	X	X	X
240-321-2	1	D	16:32	X	X	X	X	X	X	X	X	X	X	X	X	X	X	X	X
240-321-3	1	R	16:37	X	X	X	X	X	X	X	X	X	X	X	X	X	X	X	X
240-321-3	1	D	16:42	X	X	X	X	X	X	X	X	X	X	X	X	X	X	X	X
240-321-4	1	R	16:46	X	X	X	X	X	X	X	X	X	X	X	X	X	X	X	X
240-321-4	1	D	16:51	X	X	X	X	X	X	X	X	X	X	X	X	X	X	X	X
240-321-5	1	R	16:56	X	X	X	X	X	X	X	X	X	X	X	X	X	X	X	X
240-321-5	1	D	17:01	X	X	X	X	X	X	X	X	X	X	X	X	X	X	X	X
CCV 240-4599/83	1		17:05	X	X	X	X	X	X	X	X	X	X	X	X	X	X	X	X
CCB 240-4599/84	1		17:12	X	X	X	X	X	X	X	X	X	X	X	X	X	X	X	X

13-IN
ANALYSIS RUN LOG
METALS

Lab Name: TestAmerica North Canton Job No.: 240-321-1

SDG No.:

Instrument ID: I8 Method: 6020

Start Date: 06/13/2011 09:51 End Date: 06/13/2011 17:12

Prep Types
D = Dissolved
R = Total Recoverable

13-IN
ANALYSIS RUN LOG
METALS

Lab Name: TestAmerica North Canton Job No.: 240-321-1

SDG No.:

Instrument ID: I8 Method: 6020

Start Date: 06/23/2011 16:16 End Date: 06/24/2011 00:57

Lab Sample ID	D/F	Type	Time	Analytes: Pb
ICIS 240-5945/1			16:16	X
STD2 240-5945/2 IC	1		16:21	X
STD3 240-5945/3 IC	1		16:28	X
STD4 240-5945/4 IC	1		16:35	X
ICV 240-5945/5	1		16:40	X
ICB 240-5945/6	1		16:47	X
CRI 240-5945/7	1		16:52	X
ICSA 240-5945/8	1		16:56	X
ICSAB 240-5945/9	1		17:01	X
CCV 240-5945/10			17:08	
CCB 240-5945/11			17:15	
CCV 240-5945/12	1		17:20	X
CCB 240-5945/13	1		17:26	X
MB 240-5116/1-A	1	R	17:31	X
LCS 240-5116/2-A	1	R	17:36	X
ZZZZZZ			17:43	
ZZZZZZ			17:50	
ZZZZZZ			17:57	
ZZZZZZ			18:01	
ZZZZZZ			18:06	
ZZZZZZ			18:11	
ZZZZZZ			18:16	
240-321-2	1	R	18:20	X
CCV 240-5945/24	1		18:25	X
CCB 240-5945/25	1		18:32	X
240-321-2	1	D	18:37	X
240-321-3	1	R	18:42	X
240-321-3	1	D	18:46	X
240-321-4	1	R	18:51	X
240-321-4	1	D	18:56	X
240-321-5	1	R	19:00	X
240-321-5	1	D	19:05	X
ZZZZZZ			19:10	
ZZZZZZ			19:14	
ZZZZZZ			19:19	
CCV 240-5945/36	1		19:24	X
CCB 240-5945/37	1		19:31	X
ZZZZZZ			19:35	
ZZZZZZ			19:40	
ZZZZZZ			19:45	
ZZZZZZ			19:52	
ZZZZZZ			19:59	

13-IN
ANALYSIS RUN LOG
METALS

Lab Name: TestAmerica North Canton Job No.: 240-321-1

SDG No.:

Instrument ID: I8 Method: 6020

Start Date: 06/23/2011 16:16 End Date: 06/24/2011 00:57

Lab Sample ID	D/F	Type	Time	Analytes Pb
ZZZZZZ			20:03	
ZZZZZZ			20:10	
ZZZZZZ			20:17	
ZZZZZZ			20:24	
ZZZZZZ			20:31	
CCV 240-5945/48			20:38	
CCB 240-5945/49			20:45	
ZZZZZZ			20:52	
ZZZZZZ			20:57	
ZZZZZZ			21:04	
ZZZZZZ			21:11	
ZZZZZZ			21:18	
ZZZZZZ			21:25	
ZZZZZZ			21:32	
ZZZZZZ			21:39	
ZZZZZZ			21:43	
ZZZZZZ			21:48	
CCV 240-5945/60			21:53	
CCB 240-5945/61			22:00	
ZZZZZZ			22:04	
ZZZZZZ			22:09	
ZZZZZZ			22:14	
ZZZZZZ			22:19	
ZZZZZZ			22:23	
ZZZZZZ			22:28	
ZZZZZZ			22:33	
ZZZZZZ			22:38	
ZZZZZZ			22:42	
ZZZZZZ			22:47	
CCV 240-5945/72			22:52	
CCB 240-5945/73			22:59	
ZZZZZZ			23:03	
ZZZZZZ			23:10	
ZZZZZZ			23:17	
ZZZZZZ			23:22	
ZZZZZZ			23:29	
ZZZZZZ			23:36	
ZZZZZZ			23:43	
ZZZZZZ			23:50	
ZZZZZZ			23:56	
ZZZZZZ			00:00	
CCV 240-5945/84			00:05	

13-IN
ANALYSIS RUN LOG
METALS

Lab Name: TestAmerica North Canton Job No.: 240-321-1

SDG No.:

Instrument ID: I8 Method: 6020

Start Date: 06/23/2011 16:16 End Date: 06/24/2011 00:57

Lab Sample ID	D / F	Type	Time	Analytes Pb
CCB 240-5945/85			00:12	
ZZZZZZ			00:17	
ZZZZZZ			00:22	
ZZZZZZ			00:26	
ZZZZZZ			00:31	
ZZZZZZ			00:36	
ZZZZZZ			00:41	
ZZZZZZ			00:45	
CCV 240-5945/93			00:50	
CCB 240-5945/94			00:57	

Prep Types

D = Dissolved

R = Total Recoverable

13-IN
ANALYSIS RUN LOG
METALS

Lab Name: TestAmerica North Canton Job No.: 240-321-1

SDG No.:

Instrument ID: I8 Method: 6020

Start Date: 06/24/2011 09:40 End Date: 06/24/2011 20:50

Lab Sample ID	D / F	Type	Time	Analytes
ICIS 240-6099/1			09:40	
STD2 240-6099/2 IC	1		09:45	
STD3 240-6099/3 IC	1		09:52	
STD4 240-6099/4 IC	1		09:59	
ICV 240-6099/5	1		10:03	
ICB 240-6099/6	1		10:10	
CRI 240-6099/7	1		10:15	
ICSA 240-6099/8	1		10:20	
ICSAB 240-6099/9	1		10:24	
CCV 240-6099/10			10:31	
CCB 240-6099/11			10:38	
ZZZZZZ			10:43	
ZZZZZZ			10:48	
ZZZZZZ			10:55	
ZZZZZZ			10:59	
ZZZZZZ			11:04	
ZZZZZZ			11:09	
ZZZZZZ			11:14	
ZZZZZZ			11:19	
ZZZZZZ			11:25	
ZZZZZZ			11:31	
CCV 240-6099/22			11:36	
CCB 240-6099/23			11:43	
ZZZZZZ			11:47	
ZZZZZZ			11:54	
ZZZZZZ			12:01	
ZZZZZZ			12:08	
ZZZZZZ			12:13	
ZZZZZZ			12:20	
ZZZZZZ			12:27	
ZZZZZZ			12:32	
CCV 240-6099/32			12:37	
CCB 240-6099/33			12:44	
ZZZZZZ			12:48	
ZZZZZZ			12:55	
ZZZZZZ			13:02	
CCV 240-6099/37			13:09	
CCB 240-6099/38			13:16	
ZZZZZZ			13:21	
ZZZZZZ			13:25	
ZZZZZZ			13:30	
ZZZZZZ			13:35	

13-IN
ANALYSIS RUN LOG
METALS

Lab Name: TestAmerica North Canton Job No.: 240-321-1

SDG No.:

Instrument ID: I8 Method: 6020

Start Date: 06/24/2011 09:40 End Date: 06/24/2011 20:50

Lab Sample ID	D / F	Type	Time	Analytes
ZZZZZZ			13:40	
ZZZZZZ			13:44	
ZZZZZZ			13:49	
ZZZZZZ			13:54	
ZZZZZZ			13:59	
ZZZZZZ			14:03	
CCV 240-6099/49	1		14:08	
CCB 240-6099/50	1		14:14	
ZZZZZZ			14:19	
ZZZZZZ			14:23	
ZZZZZZ			14:28	
ZZZZZZ			14:33	
ZZZZZZ			14:38	
ZZZZZZ			14:43	
ZZZZZZ			14:48	
ZZZZZZ			14:52	
ZZZZZZ			14:57	
ZZZZZZ			15:04	
CCV 240-6099/61	1		15:11	
CCB 240-6099/62	1		15:18	
ZZZZZZ			15:22	
ZZZZZZ			15:29	
ZZZZZZ			15:36	
ZZZZZZ			15:43	
ZZZZZZ			15:50	
ZZZZZZ			15:55	
ZZZZZZ			16:00	
ZZZZZZ			16:05	
ZZZZZZ			16:09	
ZZZZZZ			16:14	
CCV 240-6099/73			16:19	
CCB 240-6099/74			16:25	
ZZZZZZ			16:29	
ZZZZZZ			16:34	
ZZZZZZ			16:39	
ZZZZZZ			16:44	
ZZZZZZ			16:50	
ZZZZZZ			16:57	
ZZZZZZ			17:02	
ZZZZZZ			17:09	
ZZZZZZ			17:16	
ZZZZZZ			17:22	

13-IN
ANALYSIS RUN LOG
METALS

Lab Name: TestAmerica North Canton Job No.: 240-321-1

SDG No.:

Instrument ID: I8 Method: 6020

Start Date: 06/24/2011 09:40 End Date: 06/24/2011 20:50

Lab Sample ID	D / F	Type	Time	Analytes
CCV 240-6099/85			17:28	
CCB 240-6099/86			17:34	
ZZZZZZ			17:39	
ZZZZZZ			17:46	
ZZZZZZ			17:53	
ZZZZZZ			17:59	
ZZZZZZ			18:06	
ZZZZZZ			18:13	
ZZZZZZ			18:18	
ZZZZZZ			18:23	
ZZZZZZ			18:28	
ZZZZZZ			18:33	
CCV 240-6099/97			18:37	
CCB 240-6099/98			18:43	
ZZZZZZ			18:48	
ZZZZZZ			18:53	
ZZZZZZ			18:58	
ZZZZZZ			19:02	
ZZZZZZ			19:07	
CCV 240-6099/104			19:12	
CCB 240-6099/105			19:18	
ZZZZZZ			19:23	
ZZZZZZ			19:30	
ZZZZZZ			19:34	
ZZZZZZ			19:41	
ZZZZZZ			19:48	
ZZZZZZ			19:55	
ZZZZZZ			20:00	
ZZZZZZ			20:05	
ZZZZZZ			20:09	
ZZZZZZ			20:14	
CCV 240-6099/116			20:19	
CCB 240-6099/117			20:25	
ZZZZZZ			20:29	
ZZZZZZ			20:36	
CCV 240-6099/120			20:43	
CCB 240-6099/121			20:50	

Prep Types

R = Total Recoverable

13-IN
ANALYSIS RUN LOG
METALS

Lab Name: TestAmerica North Canton Job No.: 240-321-1

SDG No.:

Instrument ID: I8 Method: 6020

Start Date: 07/02/2011 10:17 End Date: 07/03/2011 02:31

Lab Sample ID	D/F	Type	Time	Analytes																
				Ag	As	Ba	Be	Cd	Co	Cr	Cu	Mo	Ni	Pb	Sb	Se	Tl	V	W	Zn
ICIS 240-7059/1			10:17	X	X	X	X	X	X	X	X	X	X	X	X	X	X	X	X	X
STD2 240-7059/2 IC	1		10:22	X	X	X	X	X	X	X	X	X	X	X	X	X	X	X	X	X
STD3 240-7059/3 IC	1		10:29	X	X	X	X	X	X	X	X	X	X	X	X	X	X	X	X	X
STD4 240-7059/4 IC	1		10:36	X	X	X	X	X	X	X	X	X	X	X	X	X	X	X	X	X
ICV 240-7059/5	1		10:42	X	X	X	X	X	X	X	X	X	X	X	X	X	X	X	X	X
ICB 240-7059/6	1		10:49	X	X	X	X	X	X	X	X	X	X	X	X	X	X	X	X	X
CRI 240-7059/7	1		10:55	X	X	X	X	X	X	X	X	X	X	X	X	X	X	X	X	X
ICSA 240-7059/8	1		11:00	X	X	X	X	X	X	X	X	X	X	X	X	X	X	X	X	X
ICSAB 240-7059/9	1		11:05	X	X	X	X	X	X	X	X	X	X	X	X	X	X	X	X	X
CCV 240-7059/10			11:12																	
CCB 240-7059/11			11:19																	
CCV 240-7059/12			11:26																	
CCB 240-7059/13			11:33																	
ZZZZZZ			11:39																	
ZZZZZZ			11:44																	
ZZZZZZ			11:51																	
ZZZZZZ			11:58																	
CCV 240-7059/18			12:05																	
CCB 240-7059/19			12:12																	
ZZZZZZ			12:19																	
ZZZZZZ			12:24																	
ZZZZZZ			12:29																	
ZZZZZZ			12:34																	
ZZZZZZ			12:39																	
ZZZZZZ			12:44																	
ZZZZZZ			12:50																	
CCV 240-7059/27	1		12:55	X	X	X	X	X	X	X	X	X	X	X	X	X	X	X	X	X
CCB 240-7059/28	1		13:02	X	X	X	X	X	X	X	X	X	X	X	X	X	X	X	X	X
ZZZZZZ			13:09																	
ZZZZZZ			13:14																	
ZZZZZZ			13:19																	
ZZZZZZ			13:24																	
ZZZZZZ			13:30																	
ZZZZZZ			13:35																	
ZZZZZZ			13:40																	
ZZZZZZ			13:47																	
MB 240-5287/1-A	1	R	13:54	X	X	X	X	X	X	X	X	X	X	X	X	X	X	X	X	X
LCS 240-5287/3-A	1	R	14:01	X	X	X	X	X	X	X	X	X	X	X	X	X	X	X	X	X
CCV 240-7059/39	1		14:08	X	X	X	X	X	X	X	X	X	X	X	X	X	X	X	X	X
CCB 240-7059/40	1		14:15	X	X	X	X	X	X	X	X	X	X	X	X	X	X	X	X	X
ZZZZZZ			14:22																	
ZZZZZZ			14:29																	

13-IN
ANALYSIS RUN LOG
METALS

Lab Name: TestAmerica North Canton Job No.: 240-321-1

SDG No.:

Instrument ID: I8 Method: 6020

Start Date: 07/02/2011 10:17 End Date: 07/03/2011 02:31

Lab Sample ID	D/F	Type	Time	Analytes																
				Ag	As	Ba	Be	Cd	Co	Cr	Cu	Mo	Ni	Pb	Sb	Se	Tl	V	W	Zn
ZZZZZZ			14:36																	
ZZZZZZ			14:42																	
240-410-1	1	R	14:49	X	X	X	X	X	X	X	X	X	X	X	X	X	X	X	X	X
240-410-1	1	D	14:56	X	X	X	X	X	X	X	X	X	X	X	X	X	X	X	X	X
240-475-1	1	R	15:03	X	X	X	X	X	X	X	X	X	X	X	X	X	X	X	X	X
240-475-1	1	D	15:10	X	X	X	X	X	X	X	X	X	X	X	X	X	X	X	X	X
240-475-3	1	R	15:17	X	X	X	X	X	X	X	X	X	X	X	X	X	X	X	X	X
240-475-3	1	D	15:24	X	X	X	X	X	X	X	X	X	X	X	X	X	X	X	X	X
CCV 240-7059/51	1		15:31	X	X	X	X	X	X	X	X	X	X	X	X	X	X	X	X	X
CCB 240-7059/52	1		15:38	X	X	X	X	X	X	X	X	X	X	X	X	X	X	X	X	X
ZZZZZZ			15:45																	
ZZZZZZ			15:50																	
ZZZZZZ			15:56																	
ZZZZZZ			16:01																	
ZZZZZZ			16:06																	
ZZZZZZ			16:11																	
ZZZZZZ			16:17																	
CCV 240-7059/60			16:22																	
CCB 240-7059/61			16:29																	
ZZZZZZ			16:36																	
ZZZZZZ			16:41																	
ZZZZZZ			16:48																	
ZZZZZZ			16:55																	
ZZZZZZ			17:02																	
ZZZZZZ			17:09																	
ZZZZZZ			17:16																	
ZZZZZZ			17:23																	
ZZZZZZ			17:30																	
ZZZZZZ			17:37																	
CCV 240-7059/72			17:43																	
CCB 240-7059/73			17:50																	
ZZZZZZ			17:57																	
ZZZZZZ			18:04																	
ZZZZZZ			18:10																	
ZZZZZZ			18:15																	
ZZZZZZ			18:20																	
ZZZZZZ			18:25																	
ZZZZZZ			18:32																	
ZZZZZZ			18:39																	
ZZZZZZ			18:46																	
ZZZZZZ			18:53																	
CCV 240-7059/84			19:00																	

13-IN
ANALYSIS RUN LOG
METALS

Lab Name: TestAmerica North Canton Job No.: 240-321-1

SDG No.:

Instrument ID: I8 Method: 6020

Start Date: 07/02/2011 10:17 End Date: 07/03/2011 02:31

Lab Sample ID	D/F	Type	Time	Analytes
				Ag As Ba Be Cd Co Cr Cu Mo Ni Pb Sb Se Tl V W Zn
CCB 240-7059/85			19:07	
ZZZZZZ			19:14	
ZZZZZZ			19:21	
ZZZZZZ			19:28	
ZZZZZZ			19:35	
ZZZZZZ			19:42	
ZZZZZZ			19:49	
ZZZZZZ			19:56	
ZZZZZZ			20:03	
ZZZZZZ			20:10	
ZZZZZZ			20:15	
CCV 240-7059/96			20:20	
CCB 240-7059/97			20:27	
ICSA 240-7059/98			20:34	
ICSAB 240-7059/99			20:39	
CCV 240-7059/100			20:46	
CCB 240-7059/101			20:53	
ZZZZZZ			21:00	
ZZZZZZ			21:06	
ZZZZZZ			21:11	
ZZZZZZ			21:17	
ZZZZZZ			21:22	
ZZZZZZ			21:27	
ZZZZZZ			21:33	
ZZZZZZ			21:38	
ZZZZZZ			21:43	
ZZZZZZ			21:48	
CCV 240-7059/112			21:54	
CCB 240-7059/113			22:01	
ZZZZZZ			22:06	
ZZZZZZ			22:11	
ZZZZZZ			22:17	
ZZZZZZ			22:23	
ZZZZZZ			22:30	
CCV 240-7059/119			22:37	
CCB 240-7059/120			22:44	
ZZZZZZ			22:51	
ZZZZZZ			22:58	
ZZZZZZ			23:05	
ZZZZZZ			23:12	
ZZZZZZ			23:19	
ZZZZZZ			23:26	

13-IN
ANALYSIS RUN LOG
METALS

Lab Name: TestAmerica North Canton Job No.: 240-321-1

SDG No.:

Instrument ID: I8 Method: 6020

Start Date: 07/02/2011 10:17 End Date: 07/03/2011 02:31

Lab Sample ID	D/F	Type	Time	Analytes
CCV 240-7059/127			23:32	
CCB 240-7059/128			23:38	
ZZZZZZ			23:45	
ZZZZZZ			23:51	
ZZZZZZ			23:56	
ZZZZZZ			00:01	
ZZZZZZ			00:06	
ZZZZZZ			00:12	
ZZZZZZ			00:17	
ZZZZZZ			00:22	
ZZZZZZ			00:27	
ZZZZZZ			00:33	
CCV 240-7059/139			00:38	
CCB 240-7059/140			00:45	
ZZZZZZ			00:50	
ZZZZZZ			00:55	
ZZZZZZ			01:01	
ZZZZZZ			01:08	
ZZZZZZ			01:15	
ZZZZZZ			01:22	
ZZZZZZ			01:27	
ZZZZZZ			01:32	
ZZZZZZ			01:37	
CCV 240-7059/150			01:44	
CCB 240-7059/151			01:51	
ZZZZZZ			01:58	
ZZZZZZ			02:05	
ZZZZZZ			02:11	
ZZZZZZ			02:18	
CCV 240-7059/156			02:25	
CCB 240-7059/157			02:31	

Analytes: Ag As Ba Be Cd Co Cr Cu Co Mn Ni Pb Sb Se Tl V W Zn

Prep Types
D = Dissolved
R = Total Recoverable

13-IN
ANALYSIS RUN LOG
METALS

Lab Name: TestAmerica North Canton Job No.: 240-321-1

SDG No.:

Instrument ID: H1 Method: 7470A

Start Date: 05/25/2011 10:23 End Date: 05/25/2011 13:48

Lab Sample ID	D / F	Type	Time	Analytes: Hg
IC 240-2555/1-A			10:23	X
IC 240-2555/2-A			10:24	X
IC 240-2555/3-A			10:25	X
IC 240-2555/4-A			10:27	X
IC 240-2555/5-A			10:28	X
IC 240-2555/6-A			10:29	X
ICV 240-2555/7-A	1		10:31	X
ICB 240-2555/8-A	1		10:32	X
MRL 240-2555/9-A	1	T	10:33	X
CCVL 240-2555/11-A	1		10:34	X
CCB 240-2555/12-A	1		10:36	X
ZZZZZZ			10:37	
ZZZZZZ			10:38	
ZZZZZZ			10:39	
ZZZZZZ			10:41	
ZZZZZZ			10:42	
ZZZZZZ			10:43	
ZZZZZZ			10:45	
ZZZZZZ			10:46	
ZZZZZZ			10:47	
ZZZZZZ			10:49	
CCV 240-2555/10-A			10:50	
CCB 240-2555/12-A			10:51	
ZZZZZZ			10:53	
ZZZZZZ			10:54	
ZZZZZZ			10:55	
ZZZZZZ			10:56	
ZZZZZZ			10:58	
ZZZZZZ			10:59	
ZZZZZZ			11:00	
ZZZZZZ			11:01	
ZZZZZZ			11:03	
ZZZZZZ			11:04	
CCV 240-2555/10-A			11:05	
CCB 240-2555/12-A			11:07	
ZZZZZZ			11:08	
ZZZZZZ			11:09	
ZZZZZZ			11:11	
ZZZZZZ			11:12	
ZZZZZZ			11:13	
ZZZZZZ			11:15	
ZZZZZZ			11:16	

13-IN
ANALYSIS RUN LOG
METALS

Lab Name: TestAmerica North Canton Job No.: 240-321-1

SDG No.:

Instrument ID: H1 Method: 7470A

Start Date: 05/25/2011 10:23 End Date: 05/25/2011 13:48

Lab Sample ID	D/F	Type	Time	Analytes: Hg
ZZZZZZ			11:17	
ZZZZZZ			11:19	
ZZZZZZ			11:20	
CCV 240-2555/10-A			11:21	
CCB 240-2555/12-A			11:22	
ZZZZZZ			11:24	
ZZZZZZ			11:25	
ZZZZZZ			11:26	
ZZZZZZ			11:28	
ZZZZZZ			11:29	
ZZZZZZ			11:30	
ZZZZZZ			11:31	
ZZZZZZ			11:33	
ZZZZZZ			11:34	
ZZZZZZ			11:35	
CCV 240-2555/10-A	1		11:37	X
CCB 240-2555/12-A	1		11:38	X
ZZZZZZ			11:39	
ZZZZZZ			11:41	
ZZZZZZ			11:42	
MB 240-2329/1-A	1	T	11:43	X
LCS 240-2329/2-A	1	T	11:45	X
ZZZZZZ			11:46	
ZZZZZZ			11:47	
ZZZZZZ			11:48	
ZZZZZZ			11:50	
ZZZZZZ			11:51	
CCV 240-2555/10-A	1		11:52	X
CCB 240-2555/12-A	1		11:54	X
ZZZZZZ			11:55	
ZZZZZZ			11:56	
ZZZZZZ			11:57	
240-321-2	1	T	11:59	X
240-321-2	1	D	12:00	X
240-321-3	1	T	12:01	X
240-321-3	1	D	12:03	X
240-321-4	1	T	12:04	X
240-321-4	1	D	12:05	X
240-321-5	1	T	12:06	X
CCV 240-2555/10-A	1		12:08	X
CCB 240-2555/12-A	1		12:09	X
240-321-5	1	D	12:10	X

13-IN
ANALYSIS RUN LOG
METALS

Lab Name: TestAmerica North Canton Job No.: 240-321-1

SDG No.:

Instrument ID: H1 Method: 7470A

Start Date: 05/25/2011 10:23 End Date: 05/25/2011 13:48

Lab Sample ID	D/F	Type	Time	Analytes: Hg
ZZZZZZ			12:12	
ZZZZZZ			12:13	
ZZZZZZ			12:14	
ZZZZZZ			12:15	
ZZZZZZ			12:17	
ZZZZZZ			12:18	
ZZZZZZ			12:20	
ZZZZZZ			12:21	
ZZZZZZ			12:22	
CCV 240-2555/10-A	1		12:23	X
CCB 240-2555/12-A	1		12:25	X
ZZZZZZ			12:26	
ZZZZZZ			12:27	
ZZZZZZ			12:29	
ZZZZZZ			12:30	
ZZZZZZ			12:31	
ZZZZZZ			12:33	
ZZZZZZ			12:34	
ZZZZZZ			12:35	
ZZZZZZ			12:36	
ZZZZZZ			12:38	
CCV 240-2555/10-A			12:39	
CCB 240-2555/12-A			12:40	
ZZZZZZ			12:42	
ZZZZZZ			12:43	
ZZZZZZ			12:44	
ZZZZZZ			12:45	
ZZZZZZ			12:47	
ZZZZZZ			12:48	
ZZZZZZ			12:49	
ZZZZZZ			12:51	
CCV 240-2555/10-A			12:52	
CCB 240-2555/12-A			12:54	
CCV 240-2555/10-A			13:07	
CCB 240-2555/12-A			13:08	
ZZZZZZ			13:10	
ZZZZZZ			13:11	
ZZZZZZ			13:12	
ZZZZZZ			13:14	
ZZZZZZ			13:15	
ZZZZZZ			13:16	
ZZZZZZ			13:18	

13-IN
ANALYSIS RUN LOG
METALS

Lab Name: TestAmerica North Canton Job No.: 240-321-1

SDG No.:

Instrument ID: H1 Method: 7470A

Start Date: 05/25/2011 10:23 End Date: 05/25/2011 13:48

Lab Sample ID	D/F	Type	Time	Analytes: Hg
ZZZZZZ			13:19	
ZZZZZZ			13:21	
ZZZZZZ			13:22	
CCV 240-2555/10-A			13:23	
CCB 240-2555/12-A			13:24	
ZZZZZZ			13:26	
ZZZZZZ			13:27	
ZZZZZZ			13:28	
ZZZZZZ			13:29	
ZZZZZZ			13:31	
ZZZZZZ			13:32	
ZZZZZZ			13:33	
ZZZZZZ			13:35	
ZZZZZZ			13:36	
ZZZZZZ			13:37	
CCV 240-2555/10-A			13:39	
CCB 240-2555/12-A			13:40	
ZZZZZZ			13:41	
ZZZZZZ			13:43	
ZZZZZZ			13:44	
ZZZZZZ			13:45	
CCV 240-2555/10-A			13:46	
CCB 240-2555/12-A			13:48	

Prep Types
D = Dissolved
T = Total/NA

13-IN
ANALYSIS RUN LOG
METALS

Lab Name: TestAmerica North Canton Job No.: 240-321-1

SDG No.:

Instrument ID: H1 Method: 7470A

Start Date: 06/20/2011 10:54 End Date: 06/20/2011 16:37

Lab Sample ID	D/F	Type	Time	Analytes: Hg
IC 240-5364/1-A			10:54	X
IC 240-5364/2-A			10:56	X
IC 240-5364/3-A			10:57	X
IC 240-5364/4-A			10:58	X
IC 240-5364/5-A			11:00	X
IC 240-5364/6-A			11:01	X
ICV 240-5364/7-A	1		11:02	X
ICB 240-5364/8-A	1		11:04	X
CRA 240-5364/9-A	1		11:05	X
CCVL 240-5364/10-A	1		11:06	X
CCB 240-5364/12-A			11:07	
ZZZZZZ			11:09	
ZZZZZZ			11:10	
ZZZZZZ			11:11	
ZZZZZZ			11:13	
ZZZZZZ			11:14	
ZZZZZZ			11:15	
ZZZZZZ			11:16	
ZZZZZZ			11:18	
ZZZZZZ			11:19	
ZZZZZZ			11:20	
CCV 240-5364/11-A			11:22	
CCB 240-5364/12-A			11:23	
ZZZZZZ			11:24	
ZZZZZZ			11:25	
ZZZZZZ			11:27	
ZZZZZZ			11:28	
ZZZZZZ			11:29	
ZZZZZZ			11:31	
ZZZZZZ			11:32	
ZZZZZZ			11:33	
ZZZZZZ			11:35	
ZZZZZZ			11:36	
CCV 240-5364/11-A			11:37	
CCB 240-5364/12-A			11:38	
ZZZZZZ			11:40	
ZZZZZZ			11:41	
ZZZZZZ			11:42	
ZZZZZZ			11:44	
ZZZZZZ			11:45	
ZZZZZZ			11:46	
ZZZZZZ			11:47	

13-IN
ANALYSIS RUN LOG
METALS

Lab Name: TestAmerica North Canton Job No.: 240-321-1

SDG No.:

Instrument ID: H1 Method: 7470A

Start Date: 06/20/2011 10:54 End Date: 06/20/2011 16:37

Lab Sample ID	D/F	Type	Time	Analytes: Hg
ZZZZZZ			11:49	
ZZZZZZ			11:50	
ZZZZZZ			11:51	
CCV 240-5364/11-A			11:52	
CCB 240-5364/12-A			11:54	
ZZZZZZ			11:55	
ZZZZZZ			11:56	
ZZZZZZ			11:57	
ZZZZZZ			11:59	
ZZZZZZ			12:00	
ZZZZZZ			12:01	
ZZZZZZ			12:03	
ZZZZZZ			12:04	
CCV 240-5364/11-A			12:05	
CCB 240-5364/12-A			12:06	
CCV 240-5364/11-A			14:32	
CCB 240-5364/12-A			14:34	
ZZZZZZ			14:35	
ZZZZZZ			14:36	
ZZZZZZ			14:38	
ZZZZZZ			14:39	
ZZZZZZ			14:40	
ZZZZZZ			14:41	
ZZZZZZ			14:43	
ZZZZZZ			14:44	
ZZZZZZ			14:45	
ZZZZZZ			14:47	
CCV 240-5364/11-A			14:48	
CCB 240-5364/12-A			14:49	
ZZZZZZ			14:50	
ZZZZZZ			14:52	
ZZZZZZ			14:53	
ZZZZZZ			14:54	
ZZZZZZ			14:55	
ZZZZZZ			14:57	
ZZZZZZ			14:58	
ZZZZZZ			14:59	
ZZZZZZ			15:00	
ZZZZZZ			15:02	
CCV 240-5364/11-A	1		15:03	X
CCB 240-5364/12-A	1		15:04	X
ZZZZZZ			15:06	

13-IN
ANALYSIS RUN LOG
METALS

Lab Name: TestAmerica North Canton Job No.: 240-321-1

SDG No.:

Instrument ID: H1 Method: 7470A

Start Date: 06/20/2011 10:54 End Date: 06/20/2011 16:37

Lab Sample ID	D/F	Type	Time	Analytes: Hg
ZZZZZZ			15:07	
ZZZZZZ			15:08	
ZZZZZZ			15:09	
MB 240-5292/1-A	1	T	15:11	X
LCS 240-5292/2-A	1	T	15:12	X
ZZZZZZ			15:13	
ZZZZZZ			15:14	
ZZZZZZ			15:16	
ZZZZZZ			15:17	
CCV 240-5364/11-A	1		15:18	X
CCB 240-5364/12-A	1		15:20	X
240-410-1	1	T	15:21	X
240-410-1	1	D	15:22	X
240-475-1	1	T	15:23	X
240-475-1	1	D	15:25	X
240-475-3	1	T	15:26	X
240-475-3	1	D	15:27	X
ZZZZZZ			15:28	
ZZZZZZ			15:30	
ZZZZZZ			15:31	
ZZZZZZ			15:32	
CCV 240-5364/11-A	1		15:34	X
CCB 240-5364/12-A	1		15:35	X
ZZZZZZ			15:36	
ZZZZZZ			15:38	
ZZZZZZ			15:39	
ZZZZZZ			15:40	
ZZZZZZ			15:41	
ZZZZZZ			15:43	
ZZZZZZ			15:44	
ZZZZZZ			15:45	
ZZZZZZ			15:47	
ZZZZZZ			15:48	
CCV 240-5364/11-A			15:49	
CCB 240-5364/12-A			15:51	
ZZZZZZ			15:52	
ZZZZZZ			15:53	
ZZZZZZ			15:54	
ZZZZZZ			15:56	
ZZZZZZ			15:57	
ZZZZZZ			15:58	
ZZZZZZ			15:59	

13-IN
ANALYSIS RUN LOG
METALS

Lab Name: TestAmerica North Canton Job No.: 240-321-1

SDG No.:

Instrument ID: H1 Method: 7470A

Start Date: 06/20/2011 10:54 End Date: 06/20/2011 16:37

Lab Sample ID	D/F	Type	Time	Analytes: Hg
ZZZZZZ			16:01	
ZZZZZZ			16:02	
ZZZZZZ			16:04	
CCV 240-5364/11-A			16:05	
CCB 240-5364/12-A			16:06	
ZZZZZZ			16:07	
ZZZZZZ			16:09	
ZZZZZZ			16:10	
ZZZZZZ			16:11	
ZZZZZZ			16:13	
ZZZZZZ			16:14	
ZZZZZZ			16:15	
ZZZZZZ			16:16	
ZZZZZZ			16:18	
ZZZZZZ			16:19	
CCV 240-5364/11-A			16:20	
CCB 240-5364/12-A			16:22	
ZZZZZZ			16:23	
ZZZZZZ			16:24	
ZZZZZZ			16:25	
ZZZZZZ			16:27	
ZZZZZZ			16:28	
ZZZZZZ			16:29	
ZZZZZZ			16:31	
ZZZZZZ			16:32	
ZZZZZZ			16:33	
ZZZZZZ			16:34	
CCV 240-5364/11-A			16:36	
CCB 240-5364/12-A			16:37	

Prep Types

D = Dissolved

T = Total/NA

Sample DMW14I-051911 total arsenic rep result 26 ug/L

240-321-f-2-c, 6/23/2011 18:37:19 QC Status: PASS (Initial: PASS)

User Pre-dilution: 1.000

Run	Time	6Li	9Be	10B
		ppb	ppb	ppb
X		102.651%	0.021	M 251.000
%RSD		1.211	29.000	M 0.565
Run	Time	23Na	25Mg	27Al
		ppb	ppb	ppb
X		T 39060.000	30190.000	7.598
%RSD		T 0.526	0.847	9.405
Run	Time	35Cl	39K	43Ca
		ppb	ppb	ppb
X		T 0.000	T 11420.000	TM 203500.000
%RSD		T 0.000	T 1.051	TM 0.630
Run	Time	45Sc	45Sc	47Ti
		ppb	ppb	ppb
X		T 102.323%	115.669%	0.233
%RSD		T 1.440	2.220	43.070
Run	Time	51V	52Cr	53Cl O
		ppb	ppb	ppb
X		0.480	0.714	-9.338
%RSD		38.080	1.126	5.988
Run	Time	55Mn	56Fe	59Co
		ppb	ppb	ppb
X		TM 2028.000	TM 74210.000	14.780
%RSD		TM 0.338	TM 0.376	0.821
Run	Time	60Ni	65Cu	66Zn
		ppb	ppb	ppb
X		7.412	0.289	3.045
%RSD		1.998	24.380	7.758
Run	Time	72Ge	75As	77Ar Cl
		ppb	ppb	ppb
X		110.215%	26.180	0.162
%RSD		2.033	1.084	22.320
Run	Time	78Se	88Sr	95Mo
		ppb	ppb	ppb
X		0.343	TM 1126.000	-1.239
%RSD		30.880	TM 0.209	3.301
Run	Time	105Pd	107Ag	109Mo O
		ppb	ppb	ppb
X		0.000	-0.055	-3.800
%RSD		0.000	24.230	8.295
Run	Time	111Cd	115In	118Sn
		ppb	ppb	ppb
X		-0.009	111.335%	-0.002
%RSD		86.680	1.292	1344.000
Run	Time	121Sb	137Ba	159Tb
		ppb	ppb	ppb
X		0.032	13.660	0.000
%RSD		55.220	1.636	0.000
Run	Time	165Ho	182W	205Tl
		ppb	ppb	ppb
X		0.000	0.022	0.018
%RSD		0.000	177.000	58.600
Run	Time	208Pb	209Bi	
		ppb	ppb	
X		0.005	95.559%	
%RSD		307.800	1.227	

Case Narrative

TestAmerica West Sacramento Project Number G1E260487, G1E270469, G1E280415

General Comments
There was a discrepancy between the collection time listed on the chain of custody and the collection time on the sample container for sample MW-5. The collection time listed on the chain of custody was used in the report.

WATER, 314.0, Perchlorate
Sample: G1E260487-2
The associated continuing calibration blank had a result of 1.0 ug/L versus the reporting limit of 1.0 ug/L. Since the associated sample result was "ND", no corrective action was performed.

Samples: G1E280415-1, 2
The associated continuing calibration blanks had results of 1.1 ug/L and 1.0ug/L versus a reporting limit of 1.0 ug/L. Since the associated sample results were "ND", no corrective action was performed.

There are no other anomalies associated with this project.

TestAmerica North Canton
4101 Shuffel Street NW
North Canton, OH 44720
Phone (330) 497-9396 Fax (330) 497-0772

Chain of Custody Record

TestAmerica
THE LEADER IN ENVIRONMENTAL TESTING

Client Information (Sub Contract Lab)	Sampler:	Lab PM: O'Meara, Patrick J	Carrier Tracking No(s):	COC No: 240-71.1
Client Contact: Shipping/Receiving	Phone:	E-Mail: patrick.omeara@testamericainc.com		Page: Page 1 of 1
Company: TestAmerica Laboratories, Inc.		Analysis Requested		Job #: 240-321-1
Address: 880 Riverside Parkway,	Due Date Requested: 6/8/2011			Preservation Codes:
City: West Sacramento	TAT Requested (days):			A - HCL; B - NaOH; C - Zn Acetate; D - Nitric Acid; E - NaHSO4; F - MeOH; G - Amchlor; H - Ascorbic Acid; I - Ice; J - DI Water; K - EDTA; L - EDA; M - Hexane; N - None; O - AsNaO2; P - Na2O4S; Q - Na2SO3; R - Na2S2SO3; S - H2SO4; T - TSP Dodecahydrate; U - Acetone; V - MCAA; W - ph 4-5; Z - other (specify); Other:
State, Zip: CA, 95605				
Phone: 916-373-5600(Tel)	PO #:			
Email:	WO #:			
Project Name: MSA GW 2011	Project #: 24005772			
Site:	SSOW#:			

Sample Identification - Client ID (Lab ID)	Sample Date	Sample Time	Sample Type (C=Comp, G=grab)	Matrix (W=water, S=solid, O=waste/oil, BT=Tissue, A=Air)	Field Filtered Sample (Yes or No)	Perform MS/MSD (Yes or No)	SUBCONTRACT/ Perchlorate-West Sacramento	Total Number of containers	Special Instructions/Note:
			Preservation Code:						
DMW14I-051911 (240-321-2)	5/19/11	10:56 Eastern		Water			X	1	
DMW14D-051911 (240-321-3)	5/19/11	12:09 Eastern		Water			X	1	
DMW17I-051911 (240-321-4)	5/19/11	15:19 Eastern		Water			X	1	
DMW8S-051911 (240-321-5)	5/19/11	13:05 Eastern		Water			X	1	

Possible Hazard Identification
☐ Non-Hazard ☐ Flammable ☐ Skin Irritant ☐ Poison B ☐ Unknown ☐ Radiological

Sample Disposal (A fee may be assessed if samples are retained longer than 1 month)
☐ Return To Client ☐ Disposal By Lab ☐ Archive For _____ Months

Deliverable Requested: I, II, III, IV, Other (specify)

Special Instructions/QC Requirements:

Empty Kit Relinquished by:	Date:	Time:	Method of Shipment:

Relinquished by:	Date/Time:	Company	Received by:	Date/Time:	Company
	5-23-2011 12:--			5-26-11 1020	TALS
Relinquished by	Date/Time:	Company	Received by:	Date/Time:	Company
Relinquished by:	Date/Time:	Company	Received by:	Date/Time:	Company

Custody Seals Intact: ☐ Yes ☐ No | Custody Seal No.: | Cooler Temperature(s) °C and Other Remarks:

G1E260487, G1E270469, G1E280415

TestAmerica West Sacramento (916) 373 - 5600

Page 1437 of 1446

162 of 167

TestAmerica North Canton
4101 Shuffel Street NW
North Canton, OH 44720
Phone (330) 497-9396 Fax (330) 497-0772

Chain of Custody Record

TestAmerica
THE LEADER IN ENVIRONMENTAL TESTING

Client Information (Sub Contract Lab)	Sampler:	Lab PM: O'Meara, Patrick J	Carrier Tracking No(s)	COC No: 240-102.1
Client Contact: Shipping/Receiving	Phone:	E-Mail: patrick.omeara@testamericainc.com		Page: Page 1 of 1
Company: TestAmerica Laboratories, Inc.		Analysis Requested		Job #: 240-321-1
Address: 880 Riverside Parkway,	Due Date Requested: 6/10/2011			Preservation Codes: A - HCL, B - NaOH, C - Zn Acetate, D - Nitric Acid, E - NaHSO4, F - MeOH, G - Amchlor, H - Ascorbic Acid, I - Ice, J - DI Water, K - EDTA, L - EDA, M - Hexane, N - None, O - AsNaO2, P - Na2O4S, Q - Na2SO3, R - Na2S2SO3, S - H2SO4, T - TSP Dodecahydrate, U - Acetone, V - MCAA, W - ph 4-5, Z - other (specify)
City: West Sacramento	TAT Requested (days):			
State, Zip: CA, 95605				
Phone: 916-373-5600(Tel)	PO #:			Other:
Email:	WO #:			
Project Name: MSA GW 2011	Project #: 24005772			
Site:	SSOW#:			

Sample Identification - Client ID (Lab ID)	Sample Date	Sample Time	Sample Type (C=comp, G=grab)	Matrix (W=water, S=solid, O=waste/oil, BT=Tissue, A=Air)	Field Filtered Sample (Yes or No)	Perform MS/MSD (Yes or No)	SUBCONTRACT/ Perchlorate-West Sacramento	Total Number of containers	Special Instructions/Note:
		Preservation Code:							
DMW-8I (240-410-1)	5/23/11	14:00 Eastern		Water			X	1	

Possible Hazard Identification
☐ Non-Hazard ☐ Flammable ☐ Skin Irritant ☐ Poison B ☐ Unknown ☐ Radiological

Sample Disposal (A fee may be assessed if samples are retained longer than 1 month)
☐ Return To Client ☐ Disposal By Lab ☐ Archive For _____ Months

Deliverable Requested: I, II, III, IV, Other (specify)

Special Instructions/QC Requirements:

Empty Kit Relinquished by:	Date:	Time:	Method of Shipment:

	Relinquished by:	Date/Time:	Company	Received by:	Date/Time:	Company
	Matt Lee	26 May 2011 1700	TEKSMEAC	Chenelle	5/27/11 1025	TAL
	Relinquished by:	Date/Time:	Company	Received by:	Date/Time:	Company
	Relinquished by:	Date/Time:	Company	Received by:	Date/Time:	Company

Custody Seals Intact: Δ Yes Δ No	Custody Seal No.:	Cooler Temperature(s) °C and Other Remarks:

TestAmerica North Canton
4101 Shuffel Street NW
North Canton, OH 44720
Phone (330) 497-9396 Fax (330) 497-0772

Chain of Custody Record

TestAmerica
THE LEADER IN ENVIRONMENTAL TESTING

Client Information (Sub Contract Lab)	Sampler:	Lab PM: O'Meara, Patrick J	Carrier Tracking No(s):	COC No: 240-130.1
Client Contact: Shipping/Receiving	Phone:	E-Mail: patrick.omeara@testamericainc com		Page: Page 1 of 1
Company: TestAmerica Laboratories, Inc.		**Analysis Requested**		Job #: 240-321-1
Address: 880 Riverside Parkway, ,	Due Date Requested: 6/13/2011			Preservation Codes:
City: West Sacramento	TAT Requested (days):			A - HCL; B - NaOH; C - Zn Acetate; D - Nitric Acid; E - NaHSO4; F - MeOH; G - Amchlor; H - Ascorbic Acid; I - Ice; J - DI Water; K - EDTA; L - EDA; M - Hexane; N - None; O - AsNaO2; P - Na2O4S; Q - Na2SO3; R - Na2S2SO3; S - H2SO4; T - TSP Dodecahydrate; U - Acetone; V - MCAA; W - ph 4-5; Z - other (specify)
State, Zip: CA, 95605				
Phone: 916-373-5600(Tel)	PO #:			Other:
Email	WO #:			
Project Name: MSA GW 2011	Project #: 24005772			
Site:	SSOW#:			

Sample Identification - Client ID (Lab ID)	Sample Date	Sample Time	Sample Type (C=Comp, G=grab)	Matrix (W=water, S=solid, O=waste/oil, BT=Tissue, A=Air)	Field Filtered Sample (Yes or No)	Perform MS/MSD (Yes or No)	SUBCONTRACT/ Perchlorate-West Sacrametno	Total Number of containers	Special Instructions/Note:
		Preservation Code:							
DMW-8D (240-475-1)	5/24/11	10:45 Eastern		Water			X	1	
MW-5 (240-475-3)	5/24/11	15:55 Eastern		Water			X	1	

Possible Hazard Identification
☐ Non-Hazard ☐ Flammable ☐ Skin Irritant ☐ Poison B ☐ Unknown ☐ Radiological

Sample Disposal (A fee may be assessed if samples are retained longer than 1 month)
☐ Return To Client ☐ Disposal By Lab ☐ Archive For ____ Months

Deliverable Requested: I, II, III, IV, Other (specify)

Special Instructions/QC Requirements:

Empty Kit Relinquished by:	Date:	Time:	Method of Shipment:

Relinquished by:	Date/Time:	Company	Received by:	Date/Time: 5-26-11 1000	Company TALWS
Relinquished by:	Date/Time:	Company	Received by:	Date/Time:	Company
Relinquished by:	Date/Time:	Company	Received by:	Date/Time:	Company

Custody Seals Intact: Δ Yes Δ No	Custody Seal No.:	Cooler Temperature(s) °C and Other Remarks:

ANALYTICAL METHODS SUMMARY

G1E260487

PARAMETER	ANALYTICAL METHOD
Perchlorate	MCAWW 314.0

References:

MCAWW "Methods for Chemical Analysis of Water and Wastes", EPA-600/4-79-020, March 1983 and subsequent revisions.

METHOD BLANK REPORT

General Chemistry

Client Lot #...: G1E260487 Matrix.....: WATER

PARAMETER	RESULT	REPORTING LIMIT	UNITS	METHOD	PREPARATION-ANALYSIS DATE	PREP BATCH #
Perchlorate		Work Order #: MJ0GA1AA		MB Lot-Sample #:	G1F020000-168	
	ND	1.0	ug/L	MCAWW 314.0	05/31/11	1153168
		Dilution Factor: 1				

NOTE(S):

Calculations are performed before rounding to avoid round-off errors in calculated results.

METHOD BLANK REPORT

General Chemistry

Client Lot #...: G1E270469 Matrix.....: WATER

PARAMETER	RESULT	REPORTING LIMIT	UNITS	METHOD	PREPARATION-ANALYSIS DATE	PREP BATCH #
Perchlorate		Work Order #: MJ0GA1AA		MB Lot-Sample #:	G1F020000-168	
	ND	1.0	ug/L	MCAWW 314.0	05/31/11	1153168
		Dilution Factor: 1				

NOTE(S):

Calculations are performed before rounding to avoid round-off errors in calculated results.

METHOD BLANK REPORT

General Chemistry

Client Lot #...: G1E280415 Matrix.....: WATER

PARAMETER	RESULT	REPORTING LIMIT	UNITS	METHOD	PREPARATION-ANALYSIS DATE	PREP BATCH #
Perchlorate		Work Order #: MJ0GD1AA		MB Lot-Sample #:	G1F020000-169	
	ND	1.0	ug/L	MCAWW 314.0	06/01/11	1153169
		Dilution Factor: 1				

NOTE(S):

Calculations are performed before rounding to avoid round-off errors in calculated results.

LABORATORY CONTROL SAMPLE EVALUATION REPORT

General Chemistry

Client Lot #...: G1E260487 Matrix.....: WATER

PARAMETER	PERCENT RECOVERY	RECOVERY LIMITS	METHOD	PREPARATION-ANALYSIS DATE	PREP BATCH #
Perchlorate		Work Order #: MJ0GA1AC	LCS Lot-Sample#: G1F020000-168		
	107	(85 - 115)	MCAWW 314.0	05/31/11	1153168
		Dilution Factor: 1			

NOTE(S):

Calculations are performed before rounding to avoid round-off errors in calculated results.

LABORATORY CONTROL SAMPLE DATA REPORT

General Chemistry

Client Lot #...: G1E260487 Matrix.....: WATER

PARAMETER	SPIKE AMOUNT	MEASURED AMOUNT	UNITS	PERCNT RECVRY	METHOD	PREPARATION-ANALYSIS DATE	PREP BATCH #
Perchlorate			Work Order #: MJ0GA1AC	LCS Lot-Sample#: G1F020000-168			
	100	107	ug/L	107	MCAWW 314.0	05/31/11	1153168
			Dilution Factor: 1				

NOTE(S):

Calculations are performed before rounding to avoid round-off errors in calculated results.

MATRIX SPIKE SAMPLE EVALUATION REPORT

General Chemistry

Client Lot #...: G1E260487 Matrix.....: WATER
Date Sampled...: 05/18/11 Date Received..: 05/24/11

PARAMETER	PERCENT RECOVERY	RECOVERY LIMITS	RPD	RPD LIMITS	METHOD	PREPARATION-ANALYSIS DATE	PREP BATCH #
Perchlorate		WO#: MJRPP1AC-MS/MJRPP1AD-MSD				MS Lot-Sample #: G1E250473-001	
	97	(80 - 120)			MCAWW 314.0	06/01/11	1153168
	101	(80 - 120)	4.3	(0-20)	MCAWW 314.0	06/01/11	1153168
		Dilution Factor: 5					

NOTE(S):

Calculations are performed before rounding to avoid round-off errors in calculated results.

MATRIX SPIKE SAMPLE DATA REPORT

General Chemistry

Client Lot #...: G1E260487 Matrix.....: WATER
Date Sampled...: 05/18/11 Date Received..: 05/24/11

PARAMETER	SAMPLE AMOUNT	SPIKE AMT	MEASRD AMOUNT	UNITS	PERCNT RECVRY	RPD	METHOD	PREPARATION-ANALYSIS DATE	PREP BATCH #
Perchlorate			WO#: MJRPP1AC-MS/MJRPP1AD-MSD		MS Lot-Sample #: G1E250473-001				
	ND	250	243	ug/L	97		MCAWW 314.0	06/01/11	1153168
	ND	250	254	ug/L	101	4.3	MCAWW 314.0	06/01/11	1153168
			Dilution Factor: 5						

NOTE(S):

Calculations are performed before rounding to avoid round-off errors in calculated results.

LABORATORY CONTROL SAMPLE EVALUATION REPORT

General Chemistry

Client Lot #...: G1E270469 Matrix.....: WATER

PARAMETER	PERCENT RECOVERY	RECOVERY LIMITS	METHOD	PREPARATION-ANALYSIS DATE	PREP BATCH #
Perchlorate		Work Order #: MJ0GA1AC	LCS Lot-Sample#: G1F020000-168		
	107	(85 - 115)	MCAWW 314.0	05/31/11	1153168
		Dilution Factor: 1			

NOTE(S):

Calculations are performed before rounding to avoid round-off errors in calculated results.

LABORATORY CONTROL SAMPLE DATA REPORT

General Chemistry

Client Lot #...: G1E270469 Matrix.....: WATER

PARAMETER	SPIKE AMOUNT	MEASURED AMOUNT	UNITS	PERCNT RECVRY	METHOD	PREPARATION-ANALYSIS DATE	PREP BATCH #
Perchlorate			Work Order #: MJ0GA1AC LCS Lot-Sample#: G1F020000-168				
	100	107	ug/L	107	MCAWW 314.0	05/31/11	1153168
			Dilution Factor: 1				

NOTE(S):

Calculations are performed before rounding to avoid round-off errors in calculated results.

MATRIX SPIKE SAMPLE EVALUATION REPORT

General Chemistry

Client Lot #...: G1E270469 Matrix.....: WATER
Date Sampled...: 05/18/11 Date Received..: 05/24/11

PARAMETER	PERCENT RECOVERY	RECOVERY LIMITS	RPD	RPD LIMITS	METHOD	PREPARATION-ANALYSIS DATE	PREP BATCH #
Perchlorate		WO#: MJRPP1AC-MS/MJRPP1AD-MSD				MS Lot-Sample #: G1E250473-001	
	97	(80 - 120)			MCAWW 314.0	06/01/11	1153168
	101	(80 - 120)	4.3	(0-20)	MCAWW 314.0	06/01/11	1153168
		Dilution Factor: 5					

NOTE(S):

Calculations are performed before rounding to avoid round-off errors in calculated results.

MATRIX SPIKE SAMPLE DATA REPORT

General Chemistry

Client Lot #...: G1E270469 Matrix.....: WATER
Date Sampled...: 05/18/11 Date Received..: 05/24/11

PARAMETER	SAMPLE AMOUNT	SPIKE AMT	MEASRD AMOUNT	UNITS	PERCNT RECVRY	RPD	METHOD	PREPARATION-ANALYSIS DATE	PREP BATCH #
Perchlorate			WO#: MJRPP1AC-MS/MJRPP1AD-MSD				MS Lot-Sample #: G1E250473-001		
	ND	250	243	ug/L	97		MCAWW 314.0	06/01/11	1153168
	ND	250	254	ug/L	101	4.3	MCAWW 314.0	06/01/11	1153168
			Dilution Factor: 5						

NOTE(S):

Calculations are performed before rounding to avoid round-off errors in calculated results.

LABORATORY CONTROL SAMPLE EVALUATION REPORT

General Chemistry

Client Lot #...: G1E280415 Matrix.....: WATER

PARAMETER	PERCENT RECOVERY	RECOVERY LIMITS	METHOD	PREPARATION-ANALYSIS DATE	PREP BATCH #
Perchlorate		Work Order #: MJ0GD1AC	LCS Lot-Sample#: G1F020000-169		
	105	(85 - 115)	MCAWW 314.0	06/01/11	1153169
		Dilution Factor: 1			

NOTE(S):

Calculations are performed before rounding to avoid round-off errors in calculated results.

LABORATORY CONTROL SAMPLE DATA REPORT

General Chemistry

Client Lot #...: G1E280415 Matrix.....: WATER

PARAMETER	SPIKE AMOUNT	MEASURED AMOUNT	UNITS	PERCNT RECVRY	METHOD	PREPARATION-ANALYSIS DATE	PREP BATCH #
Perchlorate		Work Order #: MJ0GD1AC		LCS Lot-Sample#: G1F020000-169			
	50.0	52.4	ug/L	105	MCAWW 314.0	06/01/11	1153169
		Dilution Factor: 1					

NOTE(S):

Calculations are performed before rounding to avoid round-off errors in calculated results.

MATRIX SPIKE SAMPLE EVALUATION REPORT

General Chemistry

Client Lot #...: G1E280415 Matrix.....: WATER
Date Sampled...: 05/24/11 Date Received..: 05/27/11

PARAMETER	PERCENT RECOVERY	RECOVERY LIMITS	RPD	RPD LIMITS	METHOD	PREPARATION-ANALYSIS DATE	PREP BATCH #
Perchlorate		WO#: MJVGP1AC-MS/MJVGP1AD-MSD				MS Lot-Sample #: G1E270471-001	
	104	(80 - 120)			MCAWW 314.0	06/01/11	1153169
	105	(80 - 120)	0.53	(0-20)	MCAWW 314.0	06/01/11	1153169

Dilution Factor: 1

NOTE(S):

Calculations are performed before rounding to avoid round-off errors in calculated results.

MATRIX SPIKE SAMPLE DATA REPORT

General Chemistry

Client Lot #...: G1E280415 Matrix.....: WATER
Date Sampled...: 05/24/11 Date Received..: 05/27/11

PARAMETER	SAMPLE AMOUNT	SPIKE AMT	MEASRD AMOUNT	UNITS	PERCNT RECVRY	RPD	METHOD	PREPARATION-ANALYSIS DATE	PREP BATCH #
Perchlorate			WO#: MJVGP1AC-MS/MJVGP1AD-MSD		MS Lot-Sample #: G1E270471-001				
	ND	50.0	52.0	ug/L	104		MCAWW 314.0	06/01/11	1153169
	ND	50.0	52.3	ug/L	105	0.53	MCAWW 314.0	06/01/11	1153169
			Dilution Factor: 1						

NOTE(S):

Calculations are performed before rounding to avoid round-off errors in calculated results.

Sample Name:	**G1E260487-3**	*Comment:*	
Sample Type:	**unknown**	*Injection Volume (uL):*	**1000.0**
Control Program:	**ICS-2000**	*Dilution Factor:*	**1.0000**
Quantif. Method:	**perchlorate**	*Sample Weight:*	**1.0000**
Recording Time:	**6/1/2011 13:11**	*Operator:*	**rogersj**

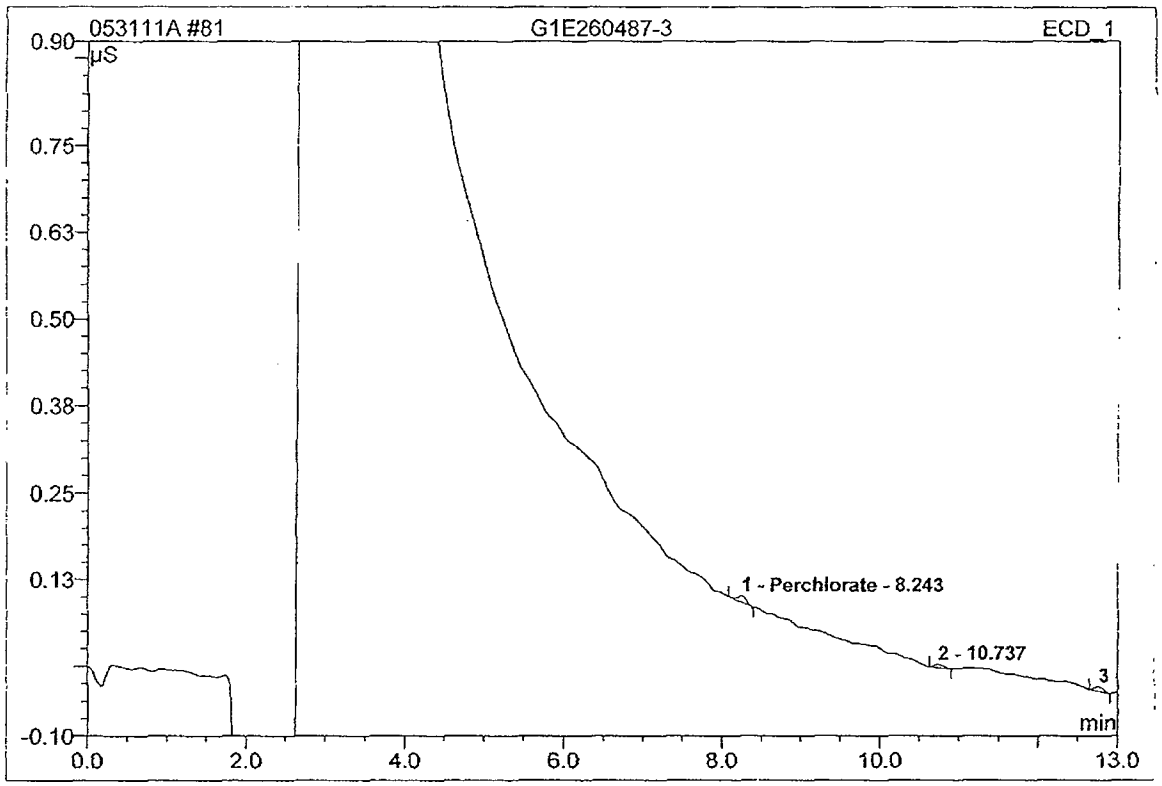

No.	Ret.Time min	Peak Name	Height µS	Area µS*min	Rel.Area %	Amount µg/L	Type
1	8.24	Perchlorate	0.009	0.00128	47.02	0.859	BMB
2	10.74	n.a.	0.005	0.00062	22.76	n.a.	BMB
3	12.76	n.a.	0.006	0.00082	30.22	n.a.	BMB
Total:			0.020	0.003	100.00	0.859	

Sample DMW17I-051911
perchlorate rep result
0.86 ug/L

Tetra Tech NUS **INTERNAL CORRESPONDENCE**

TO: **D. MURALI** **DATE:** **AUGUST 29, 2011**

FROM: **MICHELLE L. ALLEN** **COPIES:** **DV FILE**

SUBJECT: **ORGANIC DATA VALIDATION – VOC/1,4-DIOXANE/OVG/DRO/GRO/HAAS**
MARTIN STATE AIRPORT (MSA)-GROUNDWATER
SDG 240-979-1

SAMPLES: 8/Aqueous/VOC

DMW3S-060911	MW11I-060911	MW11S-060911
MW29D-060911	MW3-060911	MW34I-060911
MW34S-060911	TB-060911	

7/Aqueous/1,4-DIOXANE

DMW3S-060911	MW11I-060911	MW11S-060911
MW29D-060911	MW3-060911	MW34I-060911
MW34S-060911		

4/Aqueous/DRO/GRO

DMW3S-060911	MW11S-060911	MW3-060911
MW34S-060911		

1/Aqueous/OVG

MW11S-060911

1/Aqueous/HAAS

DMW3S-060911

Overview

The sample set for MSA - Groundwater, SDG 240-979-1 consisted of eight (8) aqueous samples including one (1) trip blank. All eight (8) aqueous samples were analyzed for Target Compound List (TCL) volatile organic compounds (VOC). Seven (7) aqueous environmental samples were analyzed for the semi-volatile compound, 1,4-dioxane. Four (4) aqueous environmental samples were analyzed for diesel range organic compounds (DRO) and gasoline range organic compounds (GRO). One (1) aqueous environmental sample was analyzed for organic volatile gases (OVG), and one (1) aqueous environmental sample was analyzed for haloacetic acids (HAAS). No field duplicate sample pair was included in the sample delivery group (SDG).

The samples were collected by Tetra Tech on June 9, 2011 and analyzed by Test America, Inc. All analyses were conducted in accordance with SW-846 Methods 8260B, 8270C, 8015B - GRO, RSK-175, and EPA method 552.2 analytical and reporting protocols.

The data contained in this SDG were validated with regard to the following parameters: data completeness, holding times, GC/MS tuning, initial/continuing calibrations, laboratory method blank results, field blank

results, surrogate spike recoveries, blank spike results/blank spike duplicate results, matrix spike/matrix spike duplicate results, internal standard recoveries, chromatographic resolution, compound identification, compound quantitation, and detection limits. Areas of concern are listed below.

Major

- The initial and continuing calibrations performed on instruments A3UX10 A3UX16 in the VOC fraction had Relative Response Factors (RRFs) for tert-butyl alcohol and vinyl acetate the 0.050 quality control limit. All samples were affected. The non-detected results reported for these compounds in the affected samples were qualified as rejected, (UR).

Minor

- The 14 day holding time for GRO was exceeded in samples DMW3S-060911 and MW3-060911. The positive results reported for GRO in these samples were qualified as estimated, (J).

- The continuing calibration performed on instrument A3UX10 on 06/21/11 @ 22:41 had a Percent Difference (%D) for trichlorofluoromethane above the 20% quality control criterion but greater than 50%. Only non-detected results were reported for this compound in the affected samples, MW34I-060911, MW34S-060911, and TB-060911, and these non-detects were qualified as estimated, (UJ).

- The %D for trichlorofluoromethane from the continuing calibration performed on instrument A3UX10 on 06/23/11 @ 00:54 was greater than the 20% quality control limit but greater than 50%. Samples DMW3S-060911, MW11S-060911, MW29D-060911, and MW3-060911 were affected. The non-detected results reported for trichlorofluoromethane were qualified as estimated, (UJ).

- The continuing calibration performed on instrument A3UX16 on 06/22/11 @ 10:55 had a %D for trichlorofluoromethane above the 20% quality control criterion but greater than 50%. The non-detected result reported for this compound in the affected sample, MW11I-060911, was qualified as estimated, (UJ).

- The following contaminant was detected in the laboratory method blank at the following maximum concentration:

Compound	Maximum Concentration (µg/L)	Action Level (µg/L)
GRO[4]	32.9	164.5

[4] Maximum concentration detected in the laboratory method blank, MB 240-5822/23, affecting all samples associated with laboratory preparation batch #5822.

An action level of 5X the maximum level was used to evaluate for GRO blank contamination. Sample aliquot and dilution factors, if applicable, were taken into consideration when evaluating for blank contamination. Positive results reported below the action level were qualified as, (B), due to laboratory method blank contamination.

- Positive results reported below the quantitation limit but above the method detection limit were qualified as estimated, (J).

Notes

The continuing calibration performed 06/21/11 @ 22:41 had %Ds for carbon tetrachloride, 2-chloroethyl vinyl ether, 4-methyl-2-pentanone, 2-hexanone, 1,3,5-trichlorobenzene, 1,2,4-trichlorobenzene, hexachlorobutadiene, naphthalene, and 1,2,3-trichlorobenzene that exceeded the 20% quality control limit but were less than 50%. No validation action was necessary because only non-detected results were reported for these compounds in the associated samples.

The %Ds from the continuing calibration performed on 06/23/11 @ 00:54 for tert-butyl alcohol, vinyl acetate, carbon tetrachloride, 2-chloroethyl vinyl ether, 4-methyl-2-pentanone, 2-hexanone, 1,3,5-trichlorobenzene, 1,2,4-trichlorobenzene, hexachlorobutadiene, naphthalene, and 1,2,3-trichlorobenzene exceeded the 20% quality control limit but were less than 50%. No validation action was necessary because only non-detected results were reported for these compounds in the associated samples.

The continuing calibration performed on 06/22/11 @ 10:55 had %Ds for 1,1,2-trichloro-1,2,2-trifluoroethane, carbon tetrachloride, 2-chloroethyl vinyl ether, tetrachloroethene, bromoform, 1,1,2,2-tetrachloroethane, 1,2-dibromo-3-chloropropane, and naphthalene that were greater than the 20% quality control criteria but was less than 50%. No action was taken because only non-detected results were reported for these compounds in the associated samples.

The following contaminants were detected in the laboratory method blanks at the following maximum concentrations:

Compound	Maximum Concentration (µg/L)	Action Level (µg/L)
Naphthalene [1]	0.691	3.45
1,2,3-Trichlorobenzene [1]	0.349	1.75
Naphthalene [2]	0.748	3.74
1,2,3-Trichlorobenzene [2]	0.455	2.28
Methylene Chloride [3]	0.602	6.02
1,2,3-Trichlorobenzene [3]	0.520	2.60
GRO[4]	32.9	164.5

1 Maximum concentration detected in the laboratory method blank, MB 240-5551/5, affecting all samples associated with laboratory preparation batch #5551.
2 Maximum concentration detected in the laboratory method blank, MB 240-5731/5, affecting all samples associated with laboratory preparation batch #5731.
3 Maximum concentration detected in the laboratory method blank, MB 240-5643/5, affecting all samples associated with laboratory preparation batch #5643.
4 Maximum concentration detected in the laboratory method blank, MB 240-5822/23, affecting all samples associated with laboratory preparation batch #5822.

An action level of 10X the maximum level for the common laboratory contaminant methylene chloride was used to evaluate affected samples for blank contamination and an action level of 5X the maximum level was used for the remaining contaminants. Sample aliquot and dilution factors, if applicable, were taken into consideration when evaluating for blank contamination. No qualification was necessary since no positive results were reported for these contaminants below the action level in the associated environmental samples.

The surrogate spike Percent Recoveries (%Rs) for terphenyl-d4 in sample MW3-060911 and nitrobenzene-d5 in sample DMW3S-060911 were below the lower quality control limits. No action was

necessary in the affected samples because only one base/neutral surrogate was noncompliant in each sample.

The Matrix Spike/Matrix Spike Duplicate (MS/MSD) analyses performed on sample DMW3S-060911 yielded %Rs for trichlorofluoromethane above the upper quality control limit. In addition, the Relative Percent Difference (RPD) for bromomethane was greater than the 30% quality control limit. No action was taken in the parent sample because no positive results were reported for these compounds.

The MS/MSD analyses performed in the HAAS fraction yielded %Rs for monochloroacetic acid and monobromoacetic acid above the upper quality control limits. No action was taken because no positive results were reported for these acids and the MS/MSD sample was not an environmental sample associated with this SDG.

The %Rs for trichlorofluoromethane were above the upper quality control limit in the blank spike analyses associated with batches #5551 and #5731. No action was necessary because no positive results were reported for this compound in the associated samples.

Sample DMW3S-060911 was analyzed at a 100X and 12.5X dilutions for VOC and 1,4-dioxane analyses, respectively. Sample MW11S-060911 was analyzed at an 833.3X for the VOC fraction and at a 200X dilution for the GRO fraction.

Executive Summary

Laboratory Performance: Initial and continuing calibration RRFs for tert-butyl alcohol and vinyl acetate were below the quality control criteria resulting in the rejection of the non-detected results. The continuing calibration %D for trichlorofluoromethane exceeded 50%. Continuing calibration %Ds for several VOC compounds were above the 20% quality control criteria. Contaminants were detected in the laboratory method blanks in the VOC and GRO fractions. Some blank spike %Rs were high in the VOC fraction. Positive results reported below the quantitation limit but above the method detection limit were qualified as estimated.

Other Factors Affecting Data Quality: Methylene chloride was detected in the field and rinsate blanks. Low surrogate PEST and PCB %Rs were noted in one sample on both GC columns. Low %Rs were noted for VOC, SVOC, and PEST compounds in the MS/MSD analyses. RPDs between GC columns were greater than 25% for some quality control samples in the PEST fraction.

The data for these analyses were reviewed with reference to Region III modifications to U.S. EPA National Functional Guidelines for Organic Data Validation (Sept. 1994) and SW-846 Methods 8260B, 8270C, 8015B - GRO, RSK-175, and EPA method 552.2 analytical and reporting protocols. The text of this report has been formulated to address only those problem areas affecting data quality.

Tetra Tech NUS
Michelle L. Allen
Chemist/Data Validator

Tetra Tech NUS
Joseph A. Samchuck
Quality Assurance Officer

Attachments:
Appendix A – Qualified Analytical Results
Appendix B – Results as Reported by the Laboratory
Appendix C – Support Documentation

Appendix A

Qualified Analytical Results

Data Validation Qualifier Codes:

A = Lab Blank Contamination
B = Field Blank Contamination
C = Calibration Noncompliance (e.g. % RSDs, %Ds, ICVs, CCVs, RRFs, etc.)
C01 = GC/MS Tuning Noncompliance
D = MS/MSD Recovery Noncompliance
E = LCS/LCSD Recovery Noncompliance
F = Lab Duplicate Imprecision
G = Field Duplicate Imprecision
H = Holding Time Exceedance
I = ICP Serial Dilution Noncompliance
J = GFAA PDS - GFAA MSA's $r < 0.995$ / ICP PDS Recovery Noncompliance
K = ICP Interference - includes ICS % R Noncompliance
L = Instrument Calibration Range Exceedance
M = Sample Preservation Noncompliance
N = Internal Standard Noncompliance
N01 = Internal Standard Recovery Noncompliance Dioxins
N02 = Recovery Standard Noncompliance Dioxins
N03 = Clean-up Standard Noncompliance Dioxins
O = Poor Instrument Performance (e.g. base-line drifting)
P = Uncertainty near detection limit (< 2 x IDL for inorganics and <CRQL for organics)
Q = Other problems (can encompass a number of issues; e.g. chromatography,interferences, etc.)
R = Surrogates Recovery Noncompliance
S = Pesticide/PCB Resolution
T = % Breakdown Noncompliance for DDT and Endrin
U = % Difference between columns/detectors >25% for positive results determined via GC/HPLC
V = Non-linear calibrations; correlation coefficient $r < 0.995$
W = EMPC result
X = Signal to noise response drop
Y = Percent solids <30%
Z = Uncertainty at 2 sigma deviation is greater than sample activity

PROJ_NO: C03292	NSAMPLE	DMW3S-060911			MW11I-060911			MW11S-060911			MW29D-060911		
SDG: 240-979-1	LAB_ID	240-979-8			240-979-6			240-979-4			240-979-7		
FRACTION: OV	SAMP_DATE	6/9/2011			6/9/2011			6/9/2011			6/9/2011		
MEDIA: WATER	QC_TYPE	NM			NM			NM			NM		
	UNITS	UG/L			UG/L			UG/L			UG/L		
	PCT_SOLIDS	0.0			0.0			0.0			0.0		
	DUP_OF												
PARAMETER		RESULT	VQL	QLCD	RESULT	VQL	QLCD	RESULT	VQL	QLCD	RESULT	VQL	QLCD
1,1,1,2-TETRACHLOROETHANE		23	U		0.23	U		190	U		0.23	U	
1,1,1-TRICHLOROETHANE		22	U		0.22	U		180	U		0.22	U	
1,1,2,2-TETRACHLOROETHANE		18	U		0.18	U		150	U		0.18	U	
1,1,2-TRICHLOROTRIFLUOROETHANE		28	U		0.28	U		230	U		0.28	U	
1,1-DICHLOROETHANE		15	U		0.15	U		120	U		0.15	U	
1,1-DICHLOROETHENE		19	U		0.19	U		240	J	P	0.19	U	
1,1-DICHLOROPROPENE		13	U		0.13	U		110	U		0.13	U	
1,2,3-TRICHLOROBENZENE		17	U		0.17	U		140	U		0.17	U	
1,2,3-TRICHLOROPROPANE		43	U		0.43	U		360	U		0.43	U	
1,2,3-TRIMETHYLBENZENE		0.59	U		0.0059	U		4.9	U		0.0059	U	
1,2,4-TRICHLOROBENZENE		15	U		0.15	U		120	U		0.15	U	
1,2,4-TRIMETHYLBENZENE		12	U		0.12	U		100	U		0.12	U	
1,2-DIBROMO-3-CHLOROPROPANE		67	U		0.67	U		560	U		0.67	U	
1,2-DIBROMOETHANE		24	U		0.24	U		200	U		0.24	U	
1,2-DICHLOROBENZENE		13	U		0.13	U		110	U		0.13	U	
1,2-DICHLOROETHANE		22	U		0.22	U		180	U		0.22	U	
1,2-DICHLOROPROPANE		18	U		0.18	U		150	U		0.18	U	
1,3-DICHLOROBENZENE		14	U		0.14	U		120	U		0.14	U	
1,3-DICHLOROPROPANE		16	U		0.16	U		130	U		0.16	U	
1,4-DICHLOROBENZENE		13	U		0.13	U		110	U		0.13	U	
2,2-DICHLOROPROPANE		13	U		0.13	U		110	U		0.13	U	
2-BUTANONE		57	U		0.57	U		470	U		0.57	U	
2-CHLOROETHYL VINYL ETHER		99	U		0.99	U		820	U		0.99	U	
2-CHLOROTOLUENE		11	U		0.11	U		92	U		0.11	U	
2-HEXANONE		41	U		0.41	U		340	U		0.41	U	
4-CHLOROTOLUENE		18	U		0.18	U		150	U		0.18	U	
4-ISOPROPYLTOLUENE		12	U		0.12	U		100	U		0.12	U	
4-METHYL-2-PENTANONE		32	U		0.32	U		270	U		0.32	U	
ACETONE		110	U		1.1	U		920	U		1.1	U	
BENZENE		13	U		0.13	U		110	U		0.13	U	
BROMOBENZENE		13	U		0.13	U		110	U		0.13	U	
BROMOCHLOROMETHANE		29	U		0.29	U		240	U		0.29	U	
BROMODICHLOROMETHANE		15	U		0.15	U		120	U		0.15	U	
BROMOFORM		64	U		0.64	U		530	U		0.64	U	
BROMOMETHANE		41	U		0.41	U		340	U		0.41	U	

PROJ_NO: C03292	NSAMPLE	MW3-060911			MW34I-060911			MW34S-060911			TB-060911		
SDG: 240-979-1	LAB_ID	240-979-5			240-979-3			240-979-2			240-979-1		
FRACTION: OV	SAMP_DATE	6/9/2011			6/9/2011			6/9/2011			6/9/2011		
MEDIA: WATER	QC_TYPE	NM			NM			NM			NM		
	UNITS	UG/L			UG/L			UG/L			UG/L		
	PCT_SOLIDS	0.0			0.0			0.0			0.0		
	DUP_OF												
PARAMETER		RESULT	VQL	QLCD	RESULT	VQL	QLCD	RESULT	VQL	QLCD	RESULT	VQL	QLCD
1,1,1,2-TETRACHLOROETHANE		0.23	U		0.23	U		0.23	U		0.23	U	
1,1,1-TRICHLOROETHANE		0.22	U		0.22	U		0.22	U		0.22	U	
1,1,2,2-TETRACHLOROETHANE		0.18	U		0.18	U		0.18	U		0.18	U	
1,1,2-TRICHLOROTRIFLUOROETHANE		0.28	U		0.28	U		0.28	U		0.28	U	
1,1-DICHLOROETHANE		0.15	U		0.15	U		0.15	U		0.15	U	
1,1-DICHLOROETHENE		0.19	U		0.19	U		0.19	U		0.19	U	
1,1-DICHLOROPROPENE		0.13	U		0.13	U		0.13	U		0.13	U	
1,2,3-TRICHLOROBENZENE		0.17	U		0.17	U		0.17	U		0.17	U	
1,2,3-TRICHLOROPROPANE		0.43	U		0.43	U		0.43	U		0.43	U	
1,2,3-TRIMETHYLBENZENE		0.0059	U		0.0059	U		0.0059	U		0.0059	U	
1,2,4-TRICHLOROBENZENE		0.15	U		0.15	U		0.15	U		0.15	U	
1,2,4-TRIMETHYLBENZENE		0.12	U		0.12	U		0.12	U		0.12	U	
1,2-DIBROMO-3-CHLOROPROPANE		0.67	U		0.67	U		0.67	U		0.67	U	
1,2-DIBROMOETHANE		0.24	U		0.24	U		0.24	U		0.24	U	
1,2-DICHLOROBENZENE		0.13	U		0.13	U		0.13	U		0.13	U	
1,2-DICHLOROETHANE		0.22	U		1.4			0.34	J	P	0.22	U	
1,2-DICHLOROPROPANE		0.18	U		0.18	U		0.18	U		0.18	U	
1,3-DICHLOROBENZENE		0.14	U		0.14	U		0.14	U		0.14	U	
1,3-DICHLOROPROPANE		0.16	U		0.16	U		0.16	U		0.16	U	
1,4-DICHLOROBENZENE		0.13	U		0.13	U		0.13	U		0.13	U	
2,2-DICHLOROPROPANE		0.13	U		0.13	U		0.13	U		0.13	U	
2-BUTANONE		0.57	U		0.57	U		0.57	U		0.57	U	
2-CHLOROETHYL VINYL ETHER		0.99	U		0.99	U		0.99	U		0.99	U	
2-CHLOROTOLUENE		0.11	U		0.11	U		0.11	U		0.11	U	
2-HEXANONE		0.41	U		0.41	U		0.41	U		0.41	U	
4-CHLOROTOLUENE		0.18	U		0.18	U		0.18	U		0.18	U	
4-ISOPROPYLTOLUENE		0.12	U		0.12	U		0.12	U		0.12	U	
4-METHYL-2-PENTANONE		0.32	U		0.32	U		0.32	U		0.32	U	
ACETONE		1.1	U		1.1	U		1.1	U		1.1	U	
BENZENE		0.13	U		1.5			0.17	J	P	0.13	U	
BROMOBENZENE		0.13	U		0.13	U		0.13	U		0.13	U	
BROMOCHLOROMETHANE		0.29	U		0.29	U		0.29	U		0.29	U	
BROMODICHLOROMETHANE		0.15	U		0.15	U		0.15	U		0.15	U	
BROMOFORM		0.64	U		0.64	U		0.64	U		0.64	U	
BROMOMETHANE		0.41	U		0.41	U		0.41	U		0.41	U	

PROJ_NO: C03292	NSAMPLE	DMW3S-060911			MW11I-060911			MW11S-060911			MW29D-060911		
SDG: 240-979-1	LAB_ID	240-979-8			240-979-6			240-979-4			240-979-7		
FRACTION: OV	SAMP_DATE	6/9/2011			6/9/2011			6/9/2011			6/9/2011		
MEDIA: WATER	QC_TYPE	NM			NM			NM			NM		
	UNITS	UG/L			UG/L			UG/L			UG/L		
	PCT_SOLIDS	0.0			0.0			0.0			0.0		
	DUP_OF												
PARAMETER		RESULT	VQL	QLCD	RESULT	VQL	QLCD	RESULT	VQL	QLCD	RESULT	VQL	QLCD
CARBON DISULFIDE		13	U		0.13	U		110	U		0.13	U	
CARBON TETRACHLORIDE		13	U		0.13	U		110	U		0.13	U	
CHLOROBENZENE		15	U		0.15	U		120	U		0.15	U	
CHLORODIBROMOMETHANE		18	U		0.18	U		150	U		0.18	U	
CHLOROETHANE		29	U		0.29	U		240	U		0.29	U	
CHLOROFORM		16	U		0.16	U		270	J	P	0.16	U	
CHLOROMETHANE		30	U		0.3	U		250	U		0.3	U	
CIS-1,2-DICHLOROETHENE		1000			0.45	J	P	23000			0.17	U	
CIS-1,3-DICHLOROPROPENE		14	U		0.14	U		120	U		0.14	U	
DIBROMOMETHANE		28	U		0.28	U		230	U		0.28	U	
DICHLORODIFLUOROMETHANE		31	U		0.31	U		260	U		0.31	U	
DIISOPROPYL ETHER		150	U		1.5	U		1200	U		1.5	U	
ETHYL TERT-BUTYL ETHER		11	U		0.11	U		92	U		0.11	U	
ETHYLBENZENE		17	U		0.17	U		140	U		0.17	U	
HEXACHLOROBUTADIENE		30	U		0.3	U		250	U		0.3	U	
ISOPROPYLBENZENE		13	U		0.13	U		110	U		0.13	U	
M+P-XYLENES		24	U		0.24	U		200	U		0.24	U	
METHYL TERT-BUTYL ETHER		17	U		0.17	U		140	U		0.17	U	
METHYLENE CHLORIDE		33	U		0.33	U		270	U		0.33	U	
NAPHTHALENE		24	U		0.24	U		200	U		0.24	U	
N-BUTYLBENZENE		12	U		0.12	U		100	U		0.12	U	
N-PROPYLBENZENE		14	U		0.14	U		120	U		0.14	U	
O-XYLENE		14	U		0.14	U		120	U		0.14	U	
SEC-BUTYLBENZENE		13	U		0.13	U		110	U		0.13	U	
STYRENE		11	U		0.11	U		92	U		0.11	U	
TERT-AMYL METHYL ETHER		6.7	U		0.067	U		56	U		0.067	U	
TERT-BUTYLBENZENE		13	U		0.13	U		110	U		0.13	U	
TERTIARY-BUTYL ALCOHOL		390	UR	C	3.9	UR	C	3200	UR	C	3.9	UR	C
TETRACHLOROETHENE		29	U		0.29	U		240	U		0.29	U	
TOLUENE		28	J	P	0.13	U		730	J	P	0.13	U	
TOTAL XYLENES		28	U		0.28	U		230	U		0.28	U	
TRANS-1,2-DICHLOROETHENE		220			0.19	U		160	U		0.19	U	
TRANS-1,3-DICHLOROPROPENE		19	U		0.19	U		160	U		0.19	U	
TRICHLOROETHENE		17	U		0.23	J	P	12000			0.17	U	
TRICHLOROFLUOROMETHANE		21	UJ	C	0.21	UJ	C	170	UJ	C	0.21	UJ	C

PROJ_NO: C03292	NSAMPLE	MW3-060911			MW34I-060911			MW34S-060911			TB-060911		
SDG: 240-979-1	LAB_ID	240-979-5			240-979-3			240-979-2			240-979-1		
FRACTION: OV	SAMP_DATE	6/9/2011			6/9/2011			6/9/2011			6/9/2011		
MEDIA: WATER	QC_TYPE	NM			NM			NM			NM		
	UNITS	UG/L			UG/L			UG/L			UG/L		
	PCT_SOLIDS	0.0			0.0			0.0			0.0		
	DUP_OF												
PARAMETER		RESULT	VQL	QLCD	RESULT	VQL	QLCD	RESULT	VQL	QLCD	RESULT	VQL	QLCD
CARBON DISULFIDE		0.13	U		0.13	U		0.13	U		0.13	U	
CARBON TETRACHLORIDE		0.13	U		0.13	U		0.13	U		0.13	U	
CHLOROBENZENE		0.15	U		0.19	J	P	0.15	U		0.15	U	
CHLORODIBROMOMETHANE		0.18	U		0.18	U		0.18	U		0.18	U	
CHLOROETHANE		0.29	U		0.29	U		0.29	U		0.29	U	
CHLOROFORM		0.16	U		0.16	U		0.16	U		0.16	U	
CHLOROMETHANE		0.3	U		0.3	U		0.3	U		0.3	U	
CIS-1,2-DICHLOROETHENE		10			3.5			2.2			0.17	U	
CIS-1,3-DICHLOROPROPENE		0.14	U		0.14	U		0.14	U		0.14	U	
DIBROMOMETHANE		0.28	U		0.28	U		0.28	U		0.28	U	
DICHLORODIFLUOROMETHANE		0.31	U		0.31	U		0.31	U		0.31	U	
DIISOPROPYL ETHER		1.5	U		1.5	U		1.5	U		1.5	U	
ETHYL TERT-BUTYL ETHER		0.11	U		0.11	U		0.11	U		0.11	U	
ETHYLBENZENE		0.17	U		0.17	U		0.17	U		0.17	U	
HEXACHLOROBUTADIENE		0.3	U		0.3	U		0.3	U		0.3	U	
ISOPROPYLBENZENE		0.13	U		0.13	U		0.13	U		0.13	U	
M+P-XYLENES		0.24	U		7.2			0.24	U		0.24	U	
METHYL TERT-BUTYL ETHER		0.17	U		0.17	U		0.17	U		0.17	U	
METHYLENE CHLORIDE		0.33	U		0.33	U		0.33	U		0.33	U	
NAPHTHALENE		0.24	U		0.24	U		0.24	U		0.24	U	
N-BUTYLBENZENE		0.12	U		0.12	U		0.12	U		0.12	U	
N-PROPYLBENZENE		0.14	U		0.14	U		0.14	U		0.14	U	
O-XYLENE		0.14	U		2.4			0.14	U		0.14	U	
SEC-BUTYLBENZENE		0.13	U		0.13	U		0.13	U		0.13	U	
STYRENE		0.11	U		0.11	U		0.11	U		0.11	U	
TERT-AMYL METHYL ETHER		0.067	U		0.067	U		0.067	U		0.067	U	
TERT-BUTYLBENZENE		0.13	U		0.13	U		0.13	U		0.13	U	
TERTIARY-BUTYL ALCOHOL		3.9	UR	C	3.9	UR	C	3.9	UR	C	3.9	UR	C
TETRACHLOROETHENE		0.29	U		0.29	U		0.29	U		0.29	U	
TOLUENE		0.13	U		0.13	U		0.13	U		0.13	U	
TOTAL XYLENES		0.28	U		9.6			0.28	U		0.28	U	
TRANS-1,2-DICHLOROETHENE		0.19	U		0.19	U		0.19	U		0.19	U	
TRANS-1,3-DICHLOROPROPENE		0.19	U		0.19	U		0.19	U		0.19	U	
TRICHLOROETHENE		0.83	J	P	0.17	U		0.17	U		0.17	U	
TRICHLOROFLUOROMETHANE		0.21	UJ	C	0.21	UJ	C	0.21	UJ	C	0.21	UJ	C

PROJ_NO: C03292	NSAMPLE	DMW3S-060911			MW11I-060911			MW11S-060911			MW29D-060911		
SDG: 240-979-1	LAB_ID	240-979-8			240-979-6			240-979-4			240-979-7		
FRACTION: OV	SAMP_DATE	6/9/2011			6/9/2011			6/9/2011			6/9/2011		
MEDIA: WATER	QC_TYPE	NM			NM			NM			NM		
	UNITS	UG/L			UG/L			UG/L			UG/L		
	PCT_SOLIDS	0.0			0.0			0.0			0.0		
	DUP_OF												
PARAMETER		RESULT	VQL	QLCD	RESULT	VQL	QLCD	RESULT	VQL	QLCD	RESULT	VQL	QLCD
VINYL ACETATE		19	UR	C	0.19	UR	C	160	UR	C	0.19	UR	C
VINYL CHLORIDE		2900			0.22	U		4500			0.22	U	

PROJ_NO: C03292	NSAMPLE	MW3-060911			MW34I-060911			MW34S-060911			TB-060911		
SDG: 240-979-1	LAB_ID	240-979-5			240-979-3			240-979-2			240-979-1		
FRACTION: OV	SAMP_DATE	6/9/2011			6/9/2011			6/9/2011			6/9/2011		
MEDIA: WATER	QC_TYPE	NM			NM			NM			NM		
	UNITS	UG/L			UG/L			UG/L			UG/L		
	PCT_SOLIDS	0.0			0.0			0.0			0.0		
	DUP_OF												
PARAMETER		RESULT	VQL	QLCD	RESULT	VQL	QLCD	RESULT	VQL	QLCD	RESULT	VQL	QLCD
VINYL ACETATE		0.19	UR	C	0.19	UR	C	0.19	UR	C	0.19	UR	C
VINYL CHLORIDE		1.7			32			1.2			0.22	U	

PROJ_NO: C03292	NSAMPLE	MW3-060911			MW34I-060911			MW34S-060911		
SDG: 240-979-1	LAB_ID	240-979-5			240-979-3			240-979-2		
FRACTION: OS	SAMP_DATE	6/9/2011			6/9/2011			6/9/2011		
MEDIA: WATER	QC_TYPE	NM			NM			NM		
	UNITS	UG/L			UG/L			UG/L		
	PCT_SOLIDS	0.0			0.0			0.0		
	DUP_OF									
PARAMETER		RESULT	VQL	QLCD	RESULT	VQL	QLCD	RESULT	VQL	QLCD
1,4-DIOXANE		0.63	J	P	0.54	U		0.53	U	

PROJ_NO: C03292	NSAMPLE	DMW3S-060911			MW11I-060911			MW11S-060911			MW29D-060911		
SDG: 240-979-1	LAB_ID	240-979-8			240-979-6			240-979-4			240-979-7		
FRACTION: OS	SAMP_DATE	6/9/2011			6/9/2011			6/9/2011			6/9/2011		
MEDIA: WATER	QC_TYPE	NM			NM			NM			NM		
	UNITS	UG/L			UG/L			UG/L			UG/L		
	PCT_SOLIDS	0.0			0.0			0.0			0.0		
	DUP_OF												
PARAMETER		RESULT	VQL	QLCD	RESULT	VQL	QLCD	RESULT	VQL	QLCD	RESULT	VQL	QLCD
1,4-DIOXANE		520			0.47	U		5.6			0.47	U	

PROJ_NO: C03292	NSAMPLE	MW11S-060911		
SDG: 240-979-1	LAB_ID	240-979-4		
FRACTION: OVG	SAMP_DATE	6/9/2011		
MEDIA: WATER	QC_TYPE	NM		
	UNITS	UG/L		
	PCT_SOLIDS	0.0		
	DUP_OF			
PARAMETER		RESULT	VQL	QLCD
ETHANE		44		
ETHENE		190		
METHANE		380		

PROJ_NO: C03292	NSAMPLE	DMW3S-060911			MW11S-060911			MW3-060911			MW34S-060911		
SDG: 240-979-1	LAB_ID	240-979-8			240-979-4			240-979-5			240-979-2		
FRACTION: PET	SAMP_DATE	6/9/2011			6/9/2011			6/9/2011			6/9/2011		
MEDIA: WATER	QC_TYPE	NM			NM			NM			NM		
	UNITS	UG/L			UG/L			UG/L			UG/L		
	PCT_SOLIDS	0.0			0.0			0.0			0.0		
	DUP_OF												
PARAMETER		RESULT	VQL	QLCD	RESULT	VQL	QLCD	RESULT	VQL	QLCD	RESULT	VQL	QLCD
DIESEL RANGE ORGANICS		1900			7400			250	J	P	250	U	
GASOLINE RANGE ORGANICS		720	J	H	22000	J	H	38	B	A	46	B	A

PROJ_NO: C03292	NSAMPLE	DMW3S-060911			MW11I-060911			MW11S-060911					
SDG: 240-979-1	LAB_ID	240-979-8			240-979-6			240-979-4					
FRACTION: MISC	SAMP_DATE	6/9/2011			6/9/2011			6/9/2011					
MEDIA: WATER	QC_TYPE	NM			NM			NM					
	UNITS	UG/L			UG/L			MG/L			UG/L		
	PCT_SOLIDS	0.0			0.0			0.0			0.0		
	DUP_OF												
PARAMETER		RESULT	VQL	QLCD	RESULT	VQL	QLCD	RESULT	VQL	QLCD	RESULT	VQL	QLCD
ALKALINITY								160					
AMMONIA-N								0.91					
BROMOACETIC ACID		0.75	U										
CHLORIDE								49					
CHLOROACETIC ACID		0.4	U										
DIBROMOACETIC ACID		0.38	U										
DICHLOROACETIC ACID		0.98	U										
NITRATE-N								0.023	U				
NITRITE-N								0.012	U				
ORTHOPHOSPHATE-P								0.044	U				
PERCHLORATE		3.6	U		0.36	U					0.72	U	
SULFATE								130					
TOTAL DISSOLVED SOLIDS								510					
TRICHLOROACETIC ACID		0.38	U										

Appendix B

Results as Reported by the Laboratory

FORM I
GC/MS VOA ORGANICS ANALYSIS DATA SHEET

Lab Name: TestAmerica North Canton | Job No.: 240-979-1

SDG No.:

Client Sample ID: DMW3S-060911 | Lab Sample ID: 240-979-8

Matrix: Water | Lab File ID: UXX2563.D

Analysis Method: 8260B | Date Collected: 06/09/2011 13:30

Sample wt/vol: 5(mL) | Date Analyzed: 06/23/2011 03:23

Soil Aliquot Vol: | Dilution Factor: 100

Soil Extract Vol.: | GC Column: DB-624 ID: 0.18(mm)

% Moisture: | Level: (low/med) Low

Analysis Batch No.: 5731 | Units: ug/L

CAS NO.	COMPOUND NAME	RESULT	Q	RL	MDL
67-64-1	Acetone	500	U	500	110
71-43-2	Benzene	100	U	100	13
108-86-1	Bromobenzene	100	U	100	13
74-97-5	Bromochloromethane	100	U	100	29
75-27-4	Bromodichloromethane	100	U	100	15
75-25-2	Bromoform	100	U	100	64
74-83-9	Bromomethane	100	U	100	41
78-93-3	2-Butanone	500	U	500	57
75-15-0	Carbon disulfide	100	U	100	13
56-23-5	Carbon tetrachloride	100	U	100	13
108-90-7	Chlorobenzene	100	U	100	15
75-00-3	Chloroethane	100	U	100	29
110-75-8	2-Chloroethyl vinyl ether	1000	U	1000	99
67-66-3	Chloroform	100	U	100	16
74-87-3	Chloromethane	100	U	100	30
95-49-8	2-Chlorotoluene	100	U	100	11
106-43-4	4-Chlorotoluene	100	U	100	18
156-59-2	cis-1,2-Dichloroethene	1000		100	17
10061-01-5	cis-1,3-Dichloropropene	100	U	100	14
124-48-1	Dibromochloromethane	100	U	100	18
96-12-8	1,2-Dibromo-3-Chloropropane	500	U	500	67
106-93-4	1,2-Dibromoethane	100	U	100	24
74-95-3	Dibromomethane	100	U	100	28
95-50-1	1,2-Dichlorobenzene	100	U	100	13
541-73-1	1,3-Dichlorobenzene	100	U	100	14
106-46-7	1,4-Dichlorobenzene	100	U	100	13
75-71-8	Dichlorodifluoromethane	100	U	100	31
75-34-3	1,1-Dichloroethane	100	U	100	15
107-06-2	1,2-Dichloroethane	100	U	100	22
75-35-4	1,1-Dichloroethene	100	U	100	19
78-87-5	1,2-Dichloropropane	100	U	100	18
142-28-9	1,3-Dichloropropane	100	U	100	16
594-20-7	2,2-Dichloropropane	100	U	100	13
563-58-6	1,1-Dichloropropene	100	U	100	13
108-20-3	Diisopropyl ether	500	U	500	150
100-41-4	Ethylbenzene	100	U	100	17

FORM I
GC/MS VOA ORGANICS ANALYSIS DATA SHEET

Lab Name: TestAmerica North Canton | Job No.: 240-979-1

SDG No.:

Client Sample ID: DMW3S-060911 | Lab Sample ID: 240-979-8

Matrix: Water | Lab File ID: UXX2563.D

Analysis Method: 8260B | Date Collected: 06/09/2011 13:30

Sample wt/vol: 5(mL) | Date Analyzed: 06/23/2011 03:23

Soil Aliquot Vol: | Dilution Factor: 100

Soil Extract Vol.: | GC Column: DB-624 ID: 0.18(mm)

% Moisture: | Level: (low/med) Low

Analysis Batch No.: 5731 | Units: ug/L

CAS NO.	COMPOUND NAME	RESULT	Q	RL	MDL
637-92-3	Ethyl-t-butyl ether (ETBE)	500	U	500	11
87-68-3	Hexachlorobutadiene	100	U	100	30
591-78-6	2-Hexanone	500	U	500	41
98-82-8	Isopropylbenzene	100	U	100	13
75-09-2	Methylene Chloride	100	U	100	33
108-10-1	4-Methyl-2-pentanone	500	U	500	32
1634-04-4	Methyl tert-butyl ether	500	U	500	17
179601-23-1	m-Xylene & p-Xylene	200	U	200	24
91-20-3	Naphthalene	100	U	100	24
104-51-8	n-Butylbenzene	100	U	100	12
103-65-1	n-Propylbenzene	100	U	100	14
95-47-6	o-Xylene	100	U	100	14
99-87-6	p-Isopropyltoluene	100	U	100	12
135-98-8	sec-Butylbenzene	100	U	100	13
100-42-5	Styrene	100	U	100	11
994-05-8	Tert-amyl-methyl ether (TAME)	500	U	500	6.7
75-65-0	tert-Butyl alcohol	2000	U	2000	390
98-06-6	tert-Butylbenzene	100	U	100	13
630-20-6	1,1,1,2-Tetrachloroethane	100	U	100	23
79-34-5	1,1,2,2-Tetrachloroethane	100	U	100	18
127-18-4	Tetrachloroethene	100	U	100	29
108-88-3	Toluene	28	J	100	13
156-60-5	trans-1,2-Dichloroethene	220		100	19
10061-02-6	trans-1,3-Dichloropropene	100	U	100	19
87-61-6	1,2,3-Trichlorobenzene	100	U	100	17
120-82-1	1,2,4-Trichlorobenzene	100	U	100	15
71-55-6	1,1,1-Trichloroethane	100	U	100	22
79-01-6	Trichloroethene	100	U	100	17
75-69-4	Trichlorofluoromethane	100	U *	100	21
96-18-4	1,2,3-Trichloropropane	100	U	100	43
76-13-1	1,1,2-Trichloro-1,2,2-trichfluoroethane	100	U	100	28
526-73-8	1,2,3-Trimethylbenzene	500	U	500	0.59
95-63-6	1,2,4-Trimethylbenzene	100	U	100	12
108-05-4	Vinyl acetate	200	U	200	19
75-01-4	Vinyl chloride	2900		100	22

FORM I
GC/MS VOA ORGANICS ANALYSIS DATA SHEET

Lab Name: TestAmerica North Canton | Job No.: 240-979-1

SDG No.:

Client Sample ID: DMW3S-060911 | Lab Sample ID: 240-979-8

Matrix: Water | Lab File ID: UXX2563.D

Analysis Method: 8260B | Date Collected: 06/09/2011 13:30

Sample wt/vol: 5(mL) | Date Analyzed: 06/23/2011 03:23

Soil Aliquot Vol: | Dilution Factor: 100

Soil Extract Vol.: | GC Column: DB-624 ID: 0.18(mm)

% Moisture: | Level: (low/med) Low

Analysis Batch No.: 5731 | Units: ug/L

CAS NO.	COMPOUND NAME	RESULT	Q	RL	MDL
1330-20-7	Xylenes, Total	200	U	200	28

CAS NO.	SURROGATE	%REC	Q	LIMITS
460-00-4	4-Bromofluorobenzene (Surr)	87		66-117
1868-53-7	Dibromofluoromethane (Surr)	91		75-121
17060-07-0	1,2-Dichloroethane-d4 (Surr)	91		63-129
2037-26-5	Toluene-d8 (Surr)	93		74-115

FORM I
GC/MS VOA ORGANICS ANALYSIS DATA SHEET
TENTATIVELY IDENTIFIED COMPOUNDS

Lab Name: TestAmerica North Canton | Job No.: 240-979-1

SDG No.:

Client Sample ID: DMW3S-060911 | Lab Sample ID: 240-979-8

Matrix: Water | Lab File ID: UXX2563.D

Analysis Method: 8260B | Date Collected: 06/09/2011 13:30

Sample wt/vol: 5(mL) | Date Analyzed: 06/23/2011 03:23

Soil Aliquot Vol: | Dilution Factor: 100

Soil Extract Vol.: | GC Column: DB-624 ID: 0.18(mm)

% Moisture: | Level: (low/med) Low

Analysis Batch No.: 5731 | Units: ug/L

Number TICs Found: 0 | TIC Result Total: 0

CAS NO.	COMPOUND NAME	RT	RESULT	Q
	Tentatively Identified Compound		None	

FORM I-TIC 8260B

FORM I
GC/MS VOA ORGANICS ANALYSIS DATA SHEET

Lab Name: TestAmerica North Canton | Job No.: 240-979-1

SDG No.:

Client Sample ID: MW11I-060911 | Lab Sample ID: 240-979-6

Matrix: Water | Lab File ID: UXM7086.D

Analysis Method: 8260B | Date Collected: 06/09/2011 14:40

Sample wt/vol: 5(mL) | Date Analyzed: 06/22/2011 19:36

Soil Aliquot Vol: | Dilution Factor: 1

Soil Extract Vol.: | GC Column: DB-624 ID: 0.18(mm)

% Moisture: | Level: (low/med) Low

Analysis Batch No.: 5643 | Units: ug/L

CAS NO.	COMPOUND NAME	RESULT	Q	RL	MDL
67-64-1	Acetone	5.0	U	5.0	1.1
71-43-2	Benzene	1.0	U	1.0	0.13
108-86-1	Bromobenzene	1.0	U	1.0	0.13
74-97-5	Bromochloromethane	1.0	U	1.0	0.29
75-27-4	Bromodichloromethane	1.0	U	1.0	0.15
75-25-2	Bromoform	1.0	U	1.0	0.64
74-83-9	Bromomethane	1.0	U	1.0	0.41
78-93-3	2-Butanone	5.0	U	5.0	0.57
75-15-0	Carbon disulfide	1.0	U	1.0	0.13
56-23-5	Carbon tetrachloride	1.0	U	1.0	0.13
108-90-7	Chlorobenzene	1.0	U	1.0	0.15
75-00-3	Chloroethane	1.0	U	1.0	0.29
110-75-8	2-Chloroethyl vinyl ether	10	U	10	0.99
67-66-3	Chloroform	1.0	U	1.0	0.16
74-87-3	Chloromethane	1.0	U	1.0	0.30
95-49-8	2-Chlorotoluene	1.0	U	1.0	0.11
106-43-4	4-Chlorotoluene	1.0	U	1.0	0.18
156-59-2	cis-1,2-Dichloroethene	0.45	J	1.0	0.17
10061-01-5	cis-1,3-Dichloropropene	1.0	U	1.0	0.14
124-48-1	Dibromochloromethane	1.0	U	1.0	0.18
96-12-8	1,2-Dibromo-3-Chloropropane	5.0	U	5.0	0.67
106-93-4	1,2-Dibromoethane	1.0	U	1.0	0.24
74-95-3	Dibromomethane	1.0	U	1.0	0.28
95-50-1	1,2-Dichlorobenzene	1.0	U	1.0	0.13
541-73-1	1,3-Dichlorobenzene	1.0	U	1.0	0.14
106-46-7	1,4-Dichlorobenzene	1.0	U	1.0	0.13
75-71-8	Dichlorodifluoromethane	1.0	U	1.0	0.31
75-34-3	1,1-Dichloroethane	1.0	U	1.0	0.15
107-06-2	1,2-Dichloroethane	1.0	U	1.0	0.22
75-35-4	1,1-Dichloroethene	1.0	U	1.0	0.19
78-87-5	1,2-Dichloropropane	1.0	U	1.0	0.18
142-28-9	1,3-Dichloropropane	1.0	U	1.0	0.16
594-20-7	2,2-Dichloropropane	1.0	U	1.0	0.13
563-58-6	1,1-Dichloropropene	1.0	U	1.0	0.13
108-20-3	Diisopropyl ether	5.0	U	5.0	1.5
100-41-4	Ethylbenzene	1.0	U	1.0	0.17

FORM I
GC/MS VOA ORGANICS ANALYSIS DATA SHEET

Lab Name: TestAmerica North Canton | Job No.: 240-979-1

SDG No.:

Client Sample ID: MW11I-060911 | Lab Sample ID: 240-979-6

Matrix: Water | Lab File ID: UXM7086.D

Analysis Method: 8260B | Date Collected: 06/09/2011 14:40

Sample wt/vol: 5(mL) | Date Analyzed: 06/22/2011 19:36

Soil Aliquot Vol: | Dilution Factor: 1

Soil Extract Vol.: | GC Column: DB-624 ID: 0.18(mm)

% Moisture: | Level: (low/med) Low

Analysis Batch No.: 5643 | Units: ug/L

CAS NO.	COMPOUND NAME	RESULT	Q	RL	MDL
637-92-3	Ethyl-t-butyl ether (ETBE)	5.0	U	5.0	0.11
87-68-3	Hexachlorobutadiene	1.0	U	1.0	0.30
591-78-6	2-Hexanone	5.0	U	5.0	0.41
98-82-8	Isopropylbenzene	1.0	U	1.0	0.13
75-09-2	Methylene Chloride	1.0	U	1.0	0.33
108-10-1	4-Methyl-2-pentanone	5.0	U	5.0	0.32
1634-04-4	Methyl tert-butyl ether	5.0	U	5.0	0.17
179601-23-1	m-Xylene & p-Xylene	2.0	U	2.0	0.24
91-20-3	Naphthalene	1.0	U	1.0	0.24
104-51-8	n-Butylbenzene	1.0	U	1.0	0.12
103-65-1	n-Propylbenzene	1.0	U	1.0	0.14
95-47-6	o-Xylene	1.0	U	1.0	0.14
99-87-6	p-Isopropyltoluene	1.0	U	1.0	0.12
135-98-8	sec-Butylbenzene	1.0	U	1.0	0.13
100-42-5	Styrene	1.0	U	1.0	0.11
994-05-8	Tert-amyl-methyl ether (TAME)	5.0	U	5.0	0.067
75-65-0	tert-Butyl alcohol	20	U	20	3.9
98-06-6	tert-Butylbenzene	1.0	U	1.0	0.13
630-20-6	1,1,1,2-Tetrachloroethane	1.0	U	1.0	0.23
79-34-5	1,1,2,2-Tetrachloroethane	1.0	U	1.0	0.18
127-18-4	Tetrachloroethene	1.0	U	1.0	0.29
108-88-3	Toluene	1.0	U	1.0	0.13
156-60-5	trans-1,2-Dichloroethene	1.0	U	1.0	0.19
10061-02-6	trans-1,3-Dichloropropene	1.0	U	1.0	0.19
87-61-6	1,2,3-Trichlorobenzene	1.0	U	1.0	0.17
120-82-1	1,2,4-Trichlorobenzene	1.0	U	1.0	0.15
71-55-6	1,1,1-Trichloroethane	1.0	U	1.0	0.22
79-01-6	Trichloroethene	0.23	J	1.0	0.17
75-69-4	Trichlorofluoromethane	1.0	U	1.0	0.21
96-18-4	1,2,3-Trichloropropane	1.0	U	1.0	0.43
76-13-1	1,1,2-Trichloro-1,2,2-trichfluoroethane	1.0	U	1.0	0.28
526-73-8	1,2,3-Trimethylbenzene	5.0	U	5.0	0.0059
95-63-6	1,2,4-Trimethylbenzene	1.0	U	1.0	0.12
108-05-4	Vinyl acetate	2.0	U	2.0	0.19
75-01-4	Vinyl chloride	1.0	U	1.0	0.22

FORM I
GC/MS VOA ORGANICS ANALYSIS DATA SHEET

Lab Name: TestAmerica North Canton | Job No.: 240-979-1

SDG No.:

Client Sample ID: MW11I-060911 | Lab Sample ID: 240-979-6

Matrix: Water | Lab File ID: UXM7086.D

Analysis Method: 8260B | Date Collected: 06/09/2011 14:40

Sample wt/vol: 5(mL) | Date Analyzed: 06/22/2011 19:36

Soil Aliquot Vol: | Dilution Factor: 1

Soil Extract Vol.: | GC Column: DB-624 ID: 0.18(mm)

% Moisture: | Level: (low/med) Low

Analysis Batch No.: 5643 | Units: ug/L

CAS NO.	COMPOUND NAME	RESULT	Q	RL	MDL
1330-20-7	Xylenes, Total	2.0	U	2.0	0.28

CAS NO.	SURROGATE	%REC	Q	LIMITS
460-00-4	4-Bromofluorobenzene (Surr)	87		66-117
1868-53-7	Dibromofluoromethane (Surr)	93		75-121
17060-07-0	1,2-Dichloroethane-d4 (Surr)	112		63-129
2037-26-5	Toluene-d8 (Surr)	98		74-115

FORM I
GC/MS VOA ORGANICS ANALYSIS DATA SHEET
TENTATIVELY IDENTIFIED COMPOUNDS

Lab Name: TestAmerica North Canton	Job No.: 240-979-1
SDG No.:	
Client Sample ID: MW11I-060911	Lab Sample ID: 240-979-6
Matrix: Water	Lab File ID: UXM7086.D
Analysis Method: 8260B	Date Collected: 06/09/2011 14:40
Sample wt/vol: 5(mL)	Date Analyzed: 06/22/2011 19:36
Soil Aliquot Vol:	Dilution Factor: 1
Soil Extract Vol.:	GC Column: DB-624 ID: 0.18(mm)
% Moisture:	Level: (low/med) Low
Analysis Batch No.: 5643	Units: ug/L
Number TICs Found: 0	TIC Result Total: 0

CAS NO.	COMPOUND NAME	RT	RESULT	Q
	Tentatively Identified Compound		None	

FORM I-TIC 8260B

FORM I
GC/MS VOA ORGANICS ANALYSIS DATA SHEET

Lab Name: TestAmerica North Canton | Job No.: 240-979-1

SDG No.:

Client Sample ID: MW11S-060911 | Lab Sample ID: 240-979-4

Matrix: Water | Lab File ID: UXX2560.D

Analysis Method: 8260B | Date Collected: 06/09/2011 11:50

Sample wt/vol: 5(mL) | Date Analyzed: 06/23/2011 02:19

Soil Aliquot Vol: | Dilution Factor: 833.3333

Soil Extract Vol.: | GC Column: DB-624 ID: 0.18(mm)

% Moisture: | Level: (low/med) Low

Analysis Batch No.: 5731 | Units: ug/L

CAS NO.	COMPOUND NAME	RESULT	Q	RL	MDL
67-64-1	Acetone	4200	U	4200	920
71-43-2	Benzene	830	U	830	110
108-86-1	Bromobenzene	830	U	830	110
74-97-5	Bromochloromethane	830	U	830	240
75-27-4	Bromodichloromethane	830	U	830	120
75-25-2	Bromoform	830	U	830	530
74-83-9	Bromomethane	830	U	830	340
78-93-3	2-Butanone	4200	U	4200	470
75-15-0	Carbon disulfide	830	U	830	110
56-23-5	Carbon tetrachloride	830	U	830	110
108-90-7	Chlorobenzene	830	U	830	120
75-00-3	Chloroethane	830	U	830	240
110-75-8	2-Chloroethyl vinyl ether	8300	U	8300	820
67-66-3	Chloroform	270	J	830	130
74-87-3	Chloromethane	830	U	830	250
95-49-8	2-Chlorotoluene	830	U	830	92
106-43-4	4-Chlorotoluene	830	U	830	150
156-59-2	cis-1,2-Dichloroethene	23000		830	140
10061-01-5	cis-1,3-Dichloropropene	830	U	830	120
124-48-1	Dibromochloromethane	830	U	830	150
96-12-8	1,2-Dibromo-3-Chloropropane	4200	U	4200	560
106-93-4	1,2-Dibromoethane	830	U	830	200
74-95-3	Dibromomethane	830	U	830	230
95-50-1	1,2-Dichlorobenzene	830	U	830	110
541-73-1	1,3-Dichlorobenzene	830	U	830	120
106-46-7	1,4-Dichlorobenzene	830	U	830	110
75-71-8	Dichlorodifluoromethane	830	U	830	260
75-34-3	1,1-Dichloroethane	830	U	830	120
107-06-2	1,2-Dichloroethane	830	U	830	180
75-35-4	1,1-Dichloroethene	240	J	830	160
78-87-5	1,2-Dichloropropane	830	U	830	150
142-28-9	1,3-Dichloropropane	830	U	830	130
594-20-7	2,2-Dichloropropane	830	U	830	110
563-58-6	1,1-Dichloropropene	830	U	830	110
108-20-3	Diisopropyl ether	4200	U	4200	1200
100-41-4	Ethylbenzene	830	U	830	140

FORM I
GC/MS VOA ORGANICS ANALYSIS DATA SHEET

Lab Name: TestAmerica North Canton Job No.: 240-979-1

SDG No.:

Client Sample ID: MW11S-060911 Lab Sample ID: 240-979-4

Matrix: Water Lab File ID: UXX2560.D

Analysis Method: 8260B Date Collected: 06/09/2011 11:50

Sample wt/vol: 5(mL) Date Analyzed: 06/23/2011 02:19

Soil Aliquot Vol: Dilution Factor: 833.3333

Soil Extract Vol.: GC Column: DB-624 ID: 0.18(mm)

% Moisture: Level: (low/med) Low

Analysis Batch No.: 5731 Units: ug/L

CAS NO.	COMPOUND NAME	RESULT	Q	RL	MDL
637-92-3	Ethyl-t-butyl ether (ETBE)	4200	U	4200	92
87-68-3	Hexachlorobutadiene	830	U	830	250
591-78-6	2-Hexanone	4200	U	4200	340
98-82-8	Isopropylbenzene	830	U	830	110
75-09-2	Methylene Chloride	830	U	830	270
108-10-1	4-Methyl-2-pentanone	4200	U	4200	270
1634-04-4	Methyl tert-butyl ether	4200	U	4200	140
179601-23-1	m-Xylene & p-Xylene	1700	U	1700	200
91-20-3	Naphthalene	830	U	830	200
104-51-8	n-Butylbenzene	830	U	830	100
103-65-1	n-Propylbenzene	830	U	830	120
95-47-6	o-Xylene	830	U	830	120
99-87-6	p-Isopropyltoluene	830	U	830	100
135-98-8	sec-Butylbenzene	830	U	830	110
100-42-5	Styrene	830	U	830	92
994-05-8	Tert-amyl-methyl ether (TAME)	4200	U	4200	56
75-65-0	tert-Butyl alcohol	17000	U	17000	3200
98-06-6	tert-Butylbenzene	830	U	830	110
630-20-6	1,1,1,2-Tetrachloroethane	830	U	830	190
79-34-5	1,1,2,2-Tetrachloroethane	830	U	830	150
127-18-4	Tetrachloroethene	830	U	830	240
108-88-3	Toluene	730	J	830	110
156-60-5	trans-1,2-Dichloroethene	830	U	830	160
10061-02-6	trans-1,3-Dichloropropene	830	U	830	160
87-61-6	1,2,3-Trichlorobenzene	830	U	830	140
120-82-1	1,2,4-Trichlorobenzene	830	U	830	120
71-55-6	1,1,1-Trichloroethane	830	U	830	180
79-01-6	Trichloroethene	12000		830	140
75-69-4	Trichlorofluoromethane	830	U *	830	170
96-18-4	1,2,3-Trichloropropane	830	U	830	360
76-13-1	1,1,2-Trichloro-1,2,2-trichfluoroethane	830	U	830	230
526-73-8	1,2,3-Trimethylbenzene	4200	U	4200	4.9
95-63-6	1,2,4-Trimethylbenzene	830	U	830	100
108-05-4	Vinyl acetate	1700	U	1700	160
75-01-4	Vinyl chloride	4500		830	180

FORM I
GC/MS VOA ORGANICS ANALYSIS DATA SHEET

Lab Name: TestAmerica North Canton | Job No.: 240-979-1

SDG No.:

Client Sample ID: MW11S-060911 | Lab Sample ID: 240-979-4

Matrix: Water | Lab File ID: UXX2560.D

Analysis Method: 8260B | Date Collected: 06/09/2011 11:50

Sample wt/vol: 5(mL) | Date Analyzed: 06/23/2011 02:19

Soil Aliquot Vol: | Dilution Factor: 833.3333

Soil Extract Vol.: | GC Column: DB-624 ID: 0.18(mm)

% Moisture: | Level: (low/med) Low

Analysis Batch No.: 5731 | Units: ug/L

CAS NO.	COMPOUND NAME	RESULT	Q	RL	MDL
1330-20-7	Xylenes, Total	1700	U	1700	230

CAS NO.	SURROGATE	%REC	Q	LIMITS
460-00-4	4-Bromofluorobenzene (Surr)	83		66-117
1868-53-7	Dibromofluoromethane (Surr)	86		75-121
17060-07-0	1,2-Dichloroethane-d4 (Surr)	86		63-129
2037-26-5	Toluene-d8 (Surr)	91		74-115

FORM I
GC/MS VOA ORGANICS ANALYSIS DATA SHEET
TENTATIVELY IDENTIFIED COMPOUNDS

Lab Name: TestAmerica North Canton | Job No.: 240-979-1

SDG No.:

Client Sample ID: MW11S-060911 | Lab Sample ID: 240-979-4

Matrix: Water | Lab File ID: UXX2560.D

Analysis Method: 8260B | Date Collected: 06/09/2011 11:50

Sample wt/vol: 5(mL) | Date Analyzed: 06/23/2011 02:19

Soil Aliquot Vol: | Dilution Factor: 833.3333

Soil Extract Vol.: | GC Column: DB-624 ID: 0.18(mm)

% Moisture: | Level: (low/med) Low

Analysis Batch No.: 5731 | Units: ug/L

Number TICs Found: 0 | TIC Result Total: 0

CAS NO.	COMPOUND NAME	RT	RESULT	Q
	Tentatively Identified Compound		None	

FORM I
GC/MS VOA ORGANICS ANALYSIS DATA SHEET

Lab Name: TestAmerica North Canton | Job No.: 240-979-1

SDG No.:

Client Sample ID: MW29D-060911 | Lab Sample ID: 240-979-7

Matrix: Water | Lab File ID: UXX2562.D

Analysis Method: 8260B | Date Collected: 06/09/2011 15:54

Sample wt/vol: 5(mL) | Date Analyzed: 06/23/2011 03:02

Soil Aliquot Vol: | Dilution Factor: 1

Soil Extract Vol.: | GC Column: DB-624 ID: 0.18(mm)

% Moisture: | Level: (low/med) Low

Analysis Batch No.: 5731 | Units: ug/L

CAS NO.	COMPOUND NAME	RESULT	Q	RL	MDL
67-64-1	Acetone	5.0	U	5.0	1.1
71-43-2	Benzene	1.0	U	1.0	0.13
108-86-1	Bromobenzene	1.0	U	1.0	0.13
74-97-5	Bromochloromethane	1.0	U	1.0	0.29
75-27-4	Bromodichloromethane	1.0	U	1.0	0.15
75-25-2	Bromoform	1.0	U	1.0	0.64
74-83-9	Bromomethane	1.0	U	1.0	0.41
78-93-3	2-Butanone	5.0	U	5.0	0.57
75-15-0	Carbon disulfide	1.0	U	1.0	0.13
56-23-5	Carbon tetrachloride	1.0	U	1.0	0.13
108-90-7	Chlorobenzene	1.0	U	1.0	0.15
75-00-3	Chloroethane	1.0	U	1.0	0.29
110-75-8	2-Chloroethyl vinyl ether	10	U	10	0.99
67-66-3	Chloroform	1.0	U	1.0	0.16
74-87-3	Chloromethane	1.0	U	1.0	0.30
95-49-8	2-Chlorotoluene	1.0	U	1.0	0.11
106-43-4	4-Chlorotoluene	1.0	U	1.0	0.18
156-59-2	cis-1,2-Dichloroethene	1.0	U	1.0	0.17
10061-01-5	cis-1,3-Dichloropropene	1.0	U	1.0	0.14
124-48-1	Dibromochloromethane	1.0	U	1.0	0.18
96-12-8	1,2-Dibromo-3-Chloropropane	5.0	U	5.0	0.67
106-93-4	1,2-Dibromoethane	1.0	U	1.0	0.24
74-95-3	Dibromomethane	1.0	U	1.0	0.28
95-50-1	1,2-Dichlorobenzene	1.0	U	1.0	0.13
541-73-1	1,3-Dichlorobenzene	1.0	U	1.0	0.14
106-46-7	1,4-Dichlorobenzene	1.0	U	1.0	0.13
75-71-8	Dichlorodifluoromethane	1.0	U	1.0	0.31
75-34-3	1,1-Dichloroethane	1.0	U	1.0	0.15
107-06-2	1,2-Dichloroethane	1.0	U	1.0	0.22
75-35-4	1,1-Dichloroethene	1.0	U	1.0	0.19
78-87-5	1,2-Dichloropropane	1.0	U	1.0	0.18
142-28-9	1,3-Dichloropropane	1.0	U	1.0	0.16
594-20-7	2,2-Dichloropropane	1.0	U	1.0	0.13
563-58-6	1,1-Dichloropropene	1.0	U	1.0	0.13
108-20-3	Diisopropyl ether	5.0	U	5.0	1.5
100-41-4	Ethylbenzene	1.0	U	1.0	0.17

FORM I
GC/MS VOA ORGANICS ANALYSIS DATA SHEET

Lab Name: TestAmerica North Canton | Job No.: 240-979-1

SDG No.:

Client Sample ID: MW29D-060911 | Lab Sample ID: 240-979-7

Matrix: Water | Lab File ID: UXX2562.D

Analysis Method: 8260B | Date Collected: 06/09/2011 15:54

Sample wt/vol: 5(mL) | Date Analyzed: 06/23/2011 03:02

Soil Aliquot Vol: | Dilution Factor: 1

Soil Extract Vol.: | GC Column: DB-624 ID: 0.18(mm)

% Moisture: | Level: (low/med) Low

Analysis Batch No.: 5731 | Units: ug/L

CAS NO.	COMPOUND NAME	RESULT	Q	RL	MDL
637-92-3	Ethyl-t-butyl ether (ETBE)	5.0	U	5.0	0.11
87-68-3	Hexachlorobutadiene	1.0	U	1.0	0.30
591-78-6	2-Hexanone	5.0	U	5.0	0.41
98-82-8	Isopropylbenzene	1.0	U	1.0	0.13
75-09-2	Methylene Chloride	1.0	U	1.0	0.33
108-10-1	4-Methyl-2-pentanone	5.0	U	5.0	0.32
1634-04-4	Methyl tert-butyl ether	5.0	U	5.0	0.17
179601-23-1	m-Xylene & p-Xylene	2.0	U	2.0	0.24
91-20-3	Naphthalene	1.0	U	1.0	0.24
104-51-8	n-Butylbenzene	1.0	U	1.0	0.12
103-65-1	n-Propylbenzene	1.0	U	1.0	0.14
95-47-6	o-Xylene	1.0	U	1.0	0.14
99-87-6	p-Isopropyltoluene	1.0	U	1.0	0.12
135-98-8	sec-Butylbenzene	1.0	U	1.0	0.13
100-42-5	Styrene	1.0	U	1.0	0.11
994-05-8	Tert-amyl-methyl ether (TAME)	5.0	U	5.0	0.067
75-65-0	tert-Butyl alcohol	20	U	20	3.9
98-06-6	tert-Butylbenzene	1.0	U	1.0	0.13
630-20-6	1,1,1,2-Tetrachloroethane	1.0	U	1.0	0.23
79-34-5	1,1,2,2-Tetrachloroethane	1.0	U	1.0	0.18
127-18-4	Tetrachloroethene	1.0	U	1.0	0.29
108-88-3	Toluene	1.0	U	1.0	0.13
156-60-5	trans-1,2-Dichloroethene	1.0	U	1.0	0.19
10061-02-6	trans-1,3-Dichloropropene	1.0	U	1.0	0.19
87-61-6	1,2,3-Trichlorobenzene	1.0	U	1.0	0.17
120-82-1	1,2,4-Trichlorobenzene	1.0	U	1.0	0.15
71-55-6	1,1,1-Trichloroethane	1.0	U	1.0	0.22
79-01-6	Trichloroethene	1.0	U	1.0	0.17
75-69-4	Trichlorofluoromethane	1.0	U *	1.0	0.21
96-18-4	1,2,3-Trichloropropane	1.0	U	1.0	0.43
76-13-1	1,1,2-Trichloro-1,2,2-trichfluoroethane	1.0	U	1.0	0.28
526-73-8	1,2,3-Trimethylbenzene	5.0	U	5.0	0.0059
95-63-6	1,2,4-Trimethylbenzene	1.0	U	1.0	0.12
108-05-4	Vinyl acetate	2.0	U	2.0	0.19
75-01-4	Vinyl chloride	1.0	U	1.0	0.22

FORM I
GC/MS VOA ORGANICS ANALYSIS DATA SHEET

Lab Name: TestAmerica North Canton | Job No.: 240-979-1

SDG No.:

Client Sample ID: MW29D-060911 | Lab Sample ID: 240-979-7

Matrix: Water | Lab File ID: UXX2562.D

Analysis Method: 8260B | Date Collected: 06/09/2011 15:54

Sample wt/vol: 5(mL) | Date Analyzed: 06/23/2011 03:02

Soil Aliquot Vol: | Dilution Factor: 1

Soil Extract Vol.: | GC Column: DB-624 ID: 0.18(mm)

% Moisture: | Level: (low/med) Low

Analysis Batch No.: 5731 | Units: ug/L

CAS NO.	COMPOUND NAME	RESULT	Q	RL	MDL
1330-20-7	Xylenes, Total	2.0	U	2.0	0.28

CAS NO.	SURROGATE	%REC	Q	LIMITS
460-00-4	4-Bromofluorobenzene (Surr)	86		66-117
1868-53-7	Dibromofluoromethane (Surr)	91		75-121
17060-07-0	1,2-Dichloroethane-d4 (Surr)	89		63-129
2037-26-5	Toluene-d8 (Surr)	93		74-115

FORM I
GC/MS VOA ORGANICS ANALYSIS DATA SHEET
TENTATIVELY IDENTIFIED COMPOUNDS

Lab Name: TestAmerica North Canton Job No.: 240-979-1

SDG No.:

Client Sample ID: MW29D-060911 Lab Sample ID: 240-979-7

Matrix: Water Lab File ID: UXX2562.D

Analysis Method: 8260B Date Collected: 06/09/2011 15:54

Sample wt/vol: 5(mL) Date Analyzed: 06/23/2011 03:02

Soil Aliquot Vol: Dilution Factor: 1

Soil Extract Vol.: GC Column: DB-624 ID: 0.18(mm)

% Moisture: Level: (low/med) Low

Analysis Batch No.: 5731 Units: ug/L

Number TICs Found: 0 TIC Result Total: 0

CAS NO.	COMPOUND NAME	RT	RESULT	Q
Tentatively Identified Compound			None	

FORM I
GC/MS VOA ORGANICS ANALYSIS DATA SHEET

Lab Name: TestAmerica North Canton | Job No.: 240-979-1

SDG No.:

Client Sample ID: MW3-060911 | Lab Sample ID: 240-979-5

Matrix: Water | Lab File ID: UXX2561.D

Analysis Method: 8260B | Date Collected: 06/09/2011 11:54

Sample wt/vol: 5(mL) | Date Analyzed: 06/23/2011 02:41

Soil Aliquot Vol: | Dilution Factor: 1

Soil Extract Vol.: | GC Column: DB-624 ID: 0.18(mm)

% Moisture: | Level: (low/med) Low

Analysis Batch No.: 5731 | Units: ug/L

CAS NO.	COMPOUND NAME	RESULT	Q	RL	MDL
67-64-1	Acetone	5.0	U	5.0	1.1
71-43-2	Benzene	1.0	U	1.0	0.13
108-86-1	Bromobenzene	1.0	U	1.0	0.13
74-97-5	Bromochloromethane	1.0	U	1.0	0.29
75-27-4	Bromodichloromethane	1.0	U	1.0	0.15
75-25-2	Bromoform	1.0	U	1.0	0.64
74-83-9	Bromomethane	1.0	U	1.0	0.41
78-93-3	2-Butanone	5.0	U	5.0	0.57
75-15-0	Carbon disulfide	1.0	U	1.0	0.13
56-23-5	Carbon tetrachloride	1.0	U	1.0	0.13
108-90-7	Chlorobenzene	1.0	U	1.0	0.15
75-00-3	Chloroethane	1.0	U	1.0	0.29
110-75-8	2-Chloroethyl vinyl ether	10	U	10	0.99
67-66-3	Chloroform	1.0	U	1.0	0.16
74-87-3	Chloromethane	1.0	U	1.0	0.30
95-49-8	2-Chlorotoluene	1.0	U	1.0	0.11
106-43-4	4-Chlorotoluene	1.0	U	1.0	0.18
156-59-2	cis-1,2-Dichloroethene	10		1.0	0.17
10061-01-5	cis-1,3-Dichloropropene	1.0	U	1.0	0.14
124-48-1	Dibromochloromethane	1.0	U	1.0	0.18
96-12-8	1,2-Dibromo-3-Chloropropane	5.0	U	5.0	0.67
106-93-4	1,2-Dibromoethane	1.0	U	1.0	0.24
74-95-3	Dibromomethane	1.0	U	1.0	0.28
95-50-1	1,2-Dichlorobenzene	1.0	U	1.0	0.13
541-73-1	1,3-Dichlorobenzene	1.0	U	1.0	0.14
106-46-7	1,4-Dichlorobenzene	1.0	U	1.0	0.13
75-71-8	Dichlorodifluoromethane	1.0	U	1.0	0.31
75-34-3	1,1-Dichloroethane	1.0	U	1.0	0.15
107-06-2	1,2-Dichloroethane	1.0	U	1.0	0.22
75-35-4	1,1-Dichloroethene	1.0	U	1.0	0.19
78-87-5	1,2-Dichloropropane	1.0	U	1.0	0.18
142-28-9	1,3-Dichloropropane	1.0	U	1.0	0.16
594-20-7	2,2-Dichloropropane	1.0	U	1.0	0.13
563-58-6	1,1-Dichloropropene	1.0	U	1.0	0.13
108-20-3	Diisopropyl ether	5.0	U	5.0	1.5
100-41-4	Ethylbenzene	1.0	U	1.0	0.17

FORM I
GC/MS VOA ORGANICS ANALYSIS DATA SHEET

Lab Name: TestAmerica North Canton | Job No.: 240-979-1

SDG No.:

Client Sample ID: MW3-060911 | Lab Sample ID: 240-979-5

Matrix: Water | Lab File ID: UXX2561.D

Analysis Method: 8260B | Date Collected: 06/09/2011 11:54

Sample wt/vol: 5(mL) | Date Analyzed: 06/23/2011 02:41

Soil Aliquot Vol: | Dilution Factor: 1

Soil Extract Vol.: | GC Column: DB-624 ID: 0.18(mm)

% Moisture: | Level: (low/med) Low

Analysis Batch No.: 5731 | Units: ug/L

CAS NO.	COMPOUND NAME	RESULT	Q	RL	MDL
637-92-3	Ethyl-t-butyl ether (ETBE)	5.0	U	5.0	0.11
87-68-3	Hexachlorobutadiene	1.0	U	1.0	0.30
591-78-6	2-Hexanone	5.0	U	5.0	0.41
98-82-8	Isopropylbenzene	1.0	U	1.0	0.13
75-09-2	Methylene Chloride	1.0	U	1.0	0.33
108-10-1	4-Methyl-2-pentanone	5.0	U	5.0	0.32
1634-04-4	Methyl tert-butyl ether	5.0	U	5.0	0.17
179601-23-1	m-Xylene & p-Xylene	2.0	U	2.0	0.24
91-20-3	Naphthalene	1.0	U	1.0	0.24
104-51-8	n-Butylbenzene	1.0	U	1.0	0.12
103-65-1	n-Propylbenzene	1.0	U	1.0	0.14
95-47-6	o-Xylene	1.0	U	1.0	0.14
99-87-6	p-Isopropyltoluene	1.0	U	1.0	0.12
135-98-8	sec-Butylbenzene	1.0	U	1.0	0.13
100-42-5	Styrene	1.0	U	1.0	0.11
994-05-8	Tert-amyl-methyl ether (TAME)	5.0	U	5.0	0.067
75-65-0	tert-Butyl alcohol	20	U	20	3.9
98-06-6	tert-Butylbenzene	1.0	U	1.0	0.13
630-20-6	1,1,1,2-Tetrachloroethane	1.0	U	1.0	0.23
79-34-5	1,1,2,2-Tetrachloroethane	1.0	U	1.0	0.18
127-18-4	Tetrachloroethene	1.0	U	1.0	0.29
108-88-3	Toluene	1.0	U	1.0	0.13
156-60-5	trans-1,2-Dichloroethene	1.0	U	1.0	0.19
10061-02-6	trans-1,3-Dichloropropene	1.0	U	1.0	0.19
87-61-6	1,2,3-Trichlorobenzene	1.0	U	1.0	0.17
120-82-1	1,2,4-Trichlorobenzene	1.0	U	1.0	0.15
71-55-6	1,1,1-Trichloroethane	1.0	U	1.0	0.22
79-01-6	Trichloroethene	0.83	J	1.0	0.17
75-69-4	Trichlorofluoromethane	1.0	U *	1.0	0.21
96-18-4	1,2,3-Trichloropropane	1.0	U	1.0	0.43
76-13-1	1,1,2-Trichloro-1,2,2-trichfluoroethane	1.0	U	1.0	0.28
526-73-8	1,2,3-Trimethylbenzene	5.0	U	5.0	0.0059
95-63-6	1,2,4-Trimethylbenzene	1.0	U	1.0	0.12
108-05-4	Vinyl acetate	2.0	U	2.0	0.19
75-01-4	Vinyl chloride	1.7		1.0	0.22

FORM I
GC/MS VOA ORGANICS ANALYSIS DATA SHEET

Lab Name: TestAmerica North Canton Job No.: 240-979-1

SDG No.:

Client Sample ID: MW3-060911 Lab Sample ID: 240-979-5

Matrix: Water Lab File ID: UXX2561.D

Analysis Method: 8260B Date Collected: 06/09/2011 11:54

Sample wt/vol: 5(mL) Date Analyzed: 06/23/2011 02:41

Soil Aliquot Vol: Dilution Factor: 1

Soil Extract Vol.: GC Column: DB-624 ID: 0.18(mm)

% Moisture: Level: (low/med) Low

Analysis Batch No.: 5731 Units: ug/L

CAS NO.	COMPOUND NAME	RESULT	Q	RL	MDL
1330-20-7	Xylenes, Total	2.0	U	2.0	0.28

CAS NO.	SURROGATE	%REC	Q	LIMITS
460-00-4	4-Bromofluorobenzene (Surr)	85		66-117
1868-53-7	Dibromofluoromethane (Surr)	88		75-121
17060-07-0	1,2-Dichloroethane-d4 (Surr)	87		63-129
2037-26-5	Toluene-d8 (Surr)	92		74-115

FORM I
GC/MS VOA ORGANICS ANALYSIS DATA SHEET
TENTATIVELY IDENTIFIED COMPOUNDS

Lab Name: TestAmerica North Canton | Job No.: 240-979-1

SDG No.:

Client Sample ID: MW3-060911 | Lab Sample ID: 240-979-5

Matrix: Water | Lab File ID: UXX2561.D

Analysis Method: 8260B | Date Collected: 06/09/2011 11:54

Sample wt/vol: 5(mL) | Date Analyzed: 06/23/2011 02:41

Soil Aliquot Vol: | Dilution Factor: 1

Soil Extract Vol.: | GC Column: DB-624 ID: 0.18(mm)

% Moisture: | Level: (low/med) Low

Analysis Batch No.: 5731 | Units: ug/L

Number TICs Found: 0 | TIC Result Total: 0

CAS NO.	COMPOUND NAME	RT	RESULT	Q
	Tentatively Identified Compound		None	

FORM I
GC/MS VOA ORGANICS ANALYSIS DATA SHEET

Lab Name: TestAmerica North Canton | Job No.: 240-979-1

SDG No.:

Client Sample ID: MW34I-060911 | Lab Sample ID: 240-979-3

Matrix: Water | Lab File ID: UXX2526.D

Analysis Method: 8260B | Date Collected: 06/09/2011 12:40

Sample wt/vol: 5(mL) | Date Analyzed: 06/22/2011 07:36

Soil Aliquot Vol: | Dilution Factor: 1

Soil Extract Vol.: | GC Column: DB-624 ID: 0.18(mm)

% Moisture: | Level: (low/med) Low

Analysis Batch No.: 5551 | Units: ug/L

CAS NO.	COMPOUND NAME	RESULT	Q	RL	MDL
67-64-1	Acetone	5.0	U	5.0	1.1
71-43-2	Benzene	1.5		1.0	0.13
108-86-1	Bromobenzene	1.0	U	1.0	0.13
74-97-5	Bromochloromethane	1.0	U	1.0	0.29
75-27-4	Bromodichloromethane	1.0	U	1.0	0.15
75-25-2	Bromoform	1.0	U	1.0	0.64
74-83-9	Bromomethane	1.0	U	1.0	0.41
78-93-3	2-Butanone	5.0	U	5.0	0.57
75-15-0	Carbon disulfide	1.0	U	1.0	0.13
56-23-5	Carbon tetrachloride	1.0	U	1.0	0.13
108-90-7	Chlorobenzene	0.19	J	1.0	0.15
75-00-3	Chloroethane	1.0	U	1.0	0.29
110-75-8	2-Chloroethyl vinyl ether	10	U	10	0.99
67-66-3	Chloroform	1.0	U	1.0	0.16
74-87-3	Chloromethane	1.0	U	1.0	0.30
95-49-8	2-Chlorotoluene	1.0	U	1.0	0.11
106-43-4	4-Chlorotoluene	1.0	U	1.0	0.18
156-59-2	cis-1,2-Dichloroethene	3.5		1.0	0.17
10061-01-5	cis-1,3-Dichloropropene	1.0	U	1.0	0.14
124-48-1	Dibromochloromethane	1.0	U	1.0	0.18
96-12-8	1,2-Dibromo-3-Chloropropane	5.0	U	5.0	0.67
106-93-4	1,2-Dibromoethane	1.0	U	1.0	0.24
74-95-3	Dibromomethane	1.0	U	1.0	0.28
95-50-1	1,2-Dichlorobenzene	1.0	U	1.0	0.13
541-73-1	1,3-Dichlorobenzene	1.0	U	1.0	0.14
106-46-7	1,4-Dichlorobenzene	1.0	U	1.0	0.13
75-71-8	Dichlorodifluoromethane	1.0	U	1.0	0.31
75-34-3	1,1-Dichloroethane	1.0	U	1.0	0.15
107-06-2	1,2-Dichloroethane	1.4		1.0	0.22
75-35-4	1,1-Dichloroethene	1.0	U	1.0	0.19
78-87-5	1,2-Dichloropropane	1.0	U	1.0	0.18
142-28-9	1,3-Dichloropropane	1.0	U	1.0	0.16
594-20-7	2,2-Dichloropropane	1.0	U	1.0	0.13
563-58-6	1,1-Dichloropropene	1.0	U	1.0	0.13
108-20-3	Diisopropyl ether	5.0	U	5.0	1.5
100-41-4	Ethylbenzene	1.0	U	1.0	0.17

FORM I
GC/MS VOA ORGANICS ANALYSIS DATA SHEET

Lab Name: TestAmerica North Canton | Job No.: 240-979-1

SDG No.:

Client Sample ID: MW34I-060911 | Lab Sample ID: 240-979-3

Matrix: Water | Lab File ID: UXX2526.D

Analysis Method: 8260B | Date Collected: 06/09/2011 12:40

Sample wt/vol: 5(mL) | Date Analyzed: 06/22/2011 07:36

Soil Aliquot Vol: | Dilution Factor: 1

Soil Extract Vol.: | GC Column: DB-624 ID: 0.18(mm)

% Moisture: | Level: (low/med) Low

Analysis Batch No.: 5551 | Units: ug/L

CAS NO.	COMPOUND NAME	RESULT	Q	RL	MDL
637-92-3	Ethyl-t-butyl ether (ETBE)	5.0	U	5.0	0.11
87-68-3	Hexachlorobutadiene	1.0	U	1.0	0.30
591-78-6	2-Hexanone	5.0	U	5.0	0.41
98-82-8	Isopropylbenzene	1.0	U	1.0	0.13
75-09-2	Methylene Chloride	1.0	U	1.0	0.33
108-10-1	4-Methyl-2-pentanone	5.0	U	5.0	0.32
1634-04-4	Methyl tert-butyl ether	5.0	U	5.0	0.17
179601-23-1	m-Xylene & p-Xylene	7.2		2.0	0.24
91-20-3	Naphthalene	1.0	U	1.0	0.24
104-51-8	n-Butylbenzene	1.0	U	1.0	0.12
103-65-1	n-Propylbenzene	1.0	U	1.0	0.14
95-47-6	o-Xylene	2.4		1.0	0.14
99-87-6	p-Isopropyltoluene	1.0	U	1.0	0.12
135-98-8	sec-Butylbenzene	1.0	U	1.0	0.13
100-42-5	Styrene	1.0	U	1.0	0.11
994-05-8	Tert-amyl-methyl ether (TAME)	5.0	U	5.0	0.067
75-65-0	tert-Butyl alcohol	20	U	20	3.9
98-06-6	tert-Butylbenzene	1.0	U	1.0	0.13
630-20-6	1,1,1,2-Tetrachloroethane	1.0	U	1.0	0.23
79-34-5	1,1,2,2-Tetrachloroethane	1.0	U	1.0	0.18
127-18-4	Tetrachloroethene	1.0	U	1.0	0.29
108-88-3	Toluene	1.0	U	1.0	0.13
156-60-5	trans-1,2-Dichloroethene	1.0	U	1.0	0.19
10061-02-6	trans-1,3-Dichloropropene	1.0	U	1.0	0.19
87-61-6	1,2,3-Trichlorobenzene	1.0	U	1.0	0.17
120-82-1	1,2,4-Trichlorobenzene	1.0	U	1.0	0.15
71-55-6	1,1,1-Trichloroethane	1.0	U	1.0	0.22
79-01-6	Trichloroethene	1.0	U	1.0	0.17
75-69-4	Trichlorofluoromethane	1.0	U *	1.0	0.21
96-18-4	1,2,3-Trichloropropane	1.0	U	1.0	0.43
76-13-1	1,1,2-Trichloro-1,2,2-trichfluoroethane	1.0	U	1.0	0.28
526-73-8	1,2,3-Trimethylbenzene	5.0	U	5.0	0.0059
95-63-6	1,2,4-Trimethylbenzene	1.0	U	1.0	0.12
108-05-4	Vinyl acetate	2.0	U	2.0	0.19
75-01-4	Vinyl chloride	32		1.0	0.22

FORM I
GC/MS VOA ORGANICS ANALYSIS DATA SHEET

Lab Name: TestAmerica North Canton | Job No.: 240-979-1

SDG No.:

Client Sample ID: MW34I-060911 | Lab Sample ID: 240-979-3

Matrix: Water | Lab File ID: UXX2526.D

Analysis Method: 8260B | Date Collected: 06/09/2011 12:40

Sample wt/vol: 5(mL) | Date Analyzed: 06/22/2011 07:36

Soil Aliquot Vol: | Dilution Factor: 1

Soil Extract Vol.: | GC Column: DB-624 ID: 0.18(mm)

% Moisture: | Level: (low/med) Low

Analysis Batch No.: 5551 | Units: ug/L

CAS NO.	COMPOUND NAME	RESULT	Q	RL	MDL
1330-20-7	Xylenes, Total	9.6		2.0	0.28

CAS NO.	SURROGATE	%REC	Q	LIMITS
460-00-4	4-Bromofluorobenzene (Surr)	88		66-117
1868-53-7	Dibromofluoromethane (Surr)	96		75-121
17060-07-0	1,2-Dichloroethane-d4 (Surr)	96		63-129
2037-26-5	Toluene-d8 (Surr)	89		74-115

FORM I
GC/MS VOA ORGANICS ANALYSIS DATA SHEET
TENTATIVELY IDENTIFIED COMPOUNDS

Lab Name: TestAmerica North Canton | Job No.: 240-979-1

SDG No.:

Client Sample ID: MW34I-060911 | Lab Sample ID: 240-979-3

Matrix: Water | Lab File ID: UXX2526.D

Analysis Method: 8260B | Date Collected: 06/09/2011 12:40

Sample wt/vol: 5(mL) | Date Analyzed: 06/22/2011 07:36

Soil Aliquot Vol: | Dilution Factor: 1

Soil Extract Vol.: | GC Column: DB-624 ID: 0.18(mm)

% Moisture: | Level: (low/med) Low

Analysis Batch No.: 5551 | Units: ug/L

Number TICs Found: 1 | TIC Result Total: 2.5

CAS NO.	COMPOUND NAME	RT	RESULT	Q
	Tentatively Identified Compound		None	
109-99-9	Tetrahydrofuran	4.40	2.5	J

FORM I
GC/MS VOA ORGANICS ANALYSIS DATA SHEET

Lab Name: TestAmerica North Canton | Job No.: 240-979-1

SDG No.:

Client Sample ID: MW34S-060911 | Lab Sample ID: 240-979-2

Matrix: Water | Lab File ID: UXX2525.D

Analysis Method: 8260B | Date Collected: 06/09/2011 11:05

Sample wt/vol: 5(mL) | Date Analyzed: 06/22/2011 07:15

Soil Aliquot Vol: | Dilution Factor: 1

Soil Extract Vol.: | GC Column: DB-624 ID: 0.18(mm)

% Moisture: | Level: (low/med) Low

Analysis Batch No.: 5551 | Units: ug/L

CAS NO.	COMPOUND NAME	RESULT	Q	RL	MDL
67-64-1	Acetone	5.0	U	5.0	1.1
71-43-2	Benzene	0.17	J	1.0	0.13
108-86-1	Bromobenzene	1.0	U	1.0	0.13
74-97-5	Bromochloromethane	1.0	U	1.0	0.29
75-27-4	Bromodichloromethane	1.0	U	1.0	0.15
75-25-2	Bromoform	1.0	U	1.0	0.64
74-83-9	Bromomethane	1.0	U	1.0	0.41
78-93-3	2-Butanone	5.0	U	5.0	0.57
75-15-0	Carbon disulfide	1.0	U	1.0	0.13
56-23-5	Carbon tetrachloride	1.0	U	1.0	0.13
108-90-7	Chlorobenzene	1.0	U	1.0	0.15
75-00-3	Chloroethane	1.0	U	1.0	0.29
110-75-8	2-Chloroethyl vinyl ether	10	U	10	0.99
67-66-3	Chloroform	1.0	U	1.0	0.16
74-87-3	Chloromethane	1.0	U	1.0	0.30
95-49-8	2-Chlorotoluene	1.0	U	1.0	0.11
106-43-4	4-Chlorotoluene	1.0	U	1.0	0.18
156-59-2	cis-1,2-Dichloroethene	2.2		1.0	0.17
10061-01-5	cis-1,3-Dichloropropene	1.0	U	1.0	0.14
124-48-1	Dibromochloromethane	1.0	U	1.0	0.18
96-12-8	1,2-Dibromo-3-Chloropropane	5.0	U	5.0	0.67
106-93-4	1,2-Dibromoethane	1.0	U	1.0	0.24
74-95-3	Dibromomethane	1.0	U	1.0	0.28
95-50-1	1,2-Dichlorobenzene	1.0	U	1.0	0.13
541-73-1	1,3-Dichlorobenzene	1.0	U	1.0	0.14
106-46-7	1,4-Dichlorobenzene	1.0	U	1.0	0.13
75-71-8	Dichlorodifluoromethane	1.0	U	1.0	0.31
75-34-3	1,1-Dichloroethane	1.0	U	1.0	0.15
107-06-2	1,2-Dichloroethane	0.34	J	1.0	0.22
75-35-4	1,1-Dichloroethene	1.0	U	1.0	0.19
78-87-5	1,2-Dichloropropane	1.0	U	1.0	0.18
142-28-9	1,3-Dichloropropane	1.0	U	1.0	0.16
594-20-7	2,2-Dichloropropane	1.0	U	1.0	0.13
563-58-6	1,1-Dichloropropene	1.0	U	1.0	0.13
108-20-3	Diisopropyl ether	5.0	U	5.0	1.5
100-41-4	Ethylbenzene	1.0	U	1.0	0.17

FORM I
GC/MS VOA ORGANICS ANALYSIS DATA SHEET

Lab Name: TestAmerica North Canton
Job No.: 240-979-1
SDG No.:
Client Sample ID: MW34S-060911
Lab Sample ID: 240-979-2
Matrix: Water
Lab File ID: UXX2525.D
Analysis Method: 8260B
Date Collected: 06/09/2011 11:05
Sample wt/vol: 5(mL)
Date Analyzed: 06/22/2011 07:15
Soil Aliquot Vol:
Dilution Factor: 1
Soil Extract Vol.:
GC Column: DB-624 ID: 0.18(mm)
% Moisture:
Level: (low/med) Low
Analysis Batch No.: 5551
Units: ug/L

CAS NO.	COMPOUND NAME	RESULT	Q	RL	MDL
637-92-3	Ethyl-t-butyl ether (ETBE)	5.0	U	5.0	0.11
87-68-3	Hexachlorobutadiene	1.0	U	1.0	0.30
591-78-6	2-Hexanone	5.0	U	5.0	0.41
98-82-8	Isopropylbenzene	1.0	U	1.0	0.13
75-09-2	Methylene Chloride	1.0	U	1.0	0.33
108-10-1	4-Methyl-2-pentanone	5.0	U	5.0	0.32
1634-04-4	Methyl tert-butyl ether	5.0	U	5.0	0.17
179601-23-1	m-Xylene & p-Xylene	2.0	U	2.0	0.24
91-20-3	Naphthalene	1.0	U	1.0	0.24
104-51-8	n-Butylbenzene	1.0	U	1.0	0.12
103-65-1	n-Propylbenzene	1.0	U	1.0	0.14
95-47-6	o-Xylene	1.0	U	1.0	0.14
99-87-6	p-Isopropyltoluene	1.0	U	1.0	0.12
135-98-8	sec-Butylbenzene	1.0	U	1.0	0.13
100-42-5	Styrene	1.0	U	1.0	0.11
994-05-8	Tert-amyl-methyl ether (TAME)	5.0	U	5.0	0.067
75-65-0	tert-Butyl alcohol	20	U	20	3.9
98-06-6	tert-Butylbenzene	1.0	U	1.0	0.13
630-20-6	1,1,1,2-Tetrachloroethane	1.0	U	1.0	0.23
79-34-5	1,1,2,2-Tetrachloroethane	1.0	U	1.0	0.18
127-18-4	Tetrachloroethene	1.0	U	1.0	0.29
108-88-3	Toluene	1.0	U	1.0	0.13
156-60-5	trans-1,2-Dichloroethene	1.0	U	1.0	0.19
10061-02-6	trans-1,3-Dichloropropene	1.0	U	1.0	0.19
87-61-6	1,2,3-Trichlorobenzene	1.0	U	1.0	0.17
120-82-1	1,2,4-Trichlorobenzene	1.0	U	1.0	0.15
71-55-6	1,1,1-Trichloroethane	1.0	U	1.0	0.22
79-01-6	Trichloroethene	1.0	U	1.0	0.17
75-69-4	Trichlorofluoromethane	1.0	U *	1.0	0.21
96-18-4	1,2,3-Trichloropropane	1.0	U	1.0	0.43
76-13-1	1,1,2-Trichloro-1,2,2-trichfluoroethane	1.0	U	1.0	0.28
526-73-8	1,2,3-Trimethylbenzene	5.0	U	5.0	0.0059
95-63-6	1,2,4-Trimethylbenzene	1.0	U	1.0	0.12
108-05-4	Vinyl acetate	2.0	U	2.0	0.19
75-01-4	Vinyl chloride	1.2		1.0	0.22

FORM I
GC/MS VOA ORGANICS ANALYSIS DATA SHEET

Lab Name: TestAmerica North Canton | Job No.: 240-979-1

SDG No.:

Client Sample ID: MW34S-060911 | Lab Sample ID: 240-979-2

Matrix: Water | Lab File ID: UXX2525.D

Analysis Method: 8260B | Date Collected: 06/09/2011 11:05

Sample wt/vol: 5(mL) | Date Analyzed: 06/22/2011 07:15

Soil Aliquot Vol: | Dilution Factor: 1

Soil Extract Vol.: | GC Column: DB-624 ID: 0.18(mm)

% Moisture: | Level: (low/med) Low

Analysis Batch No.: 5551 | Units: ug/L

CAS NO.	COMPOUND NAME	RESULT	Q	RL	MDL
1330-20-7	Xylenes, Total	2.0	U	2.0	0.28

CAS NO.	SURROGATE	%REC	Q	LIMITS
460-00-4	4-Bromofluorobenzene (Surr)	81		66-117
1868-53-7	Dibromofluoromethane (Surr)	96		75-121
17060-07-0	1,2-Dichloroethane-d4 (Surr)	96		63-129
2037-26-5	Toluene-d8 (Surr)	90		74-115

FORM I
GC/MS VOA ORGANICS ANALYSIS DATA SHEET
TENTATIVELY IDENTIFIED COMPOUNDS

Lab Name: TestAmerica North Canton | Job No.: 240-979-1

SDG No.:

Client Sample ID: MW34S-060911 | Lab Sample ID: 240-979-2

Matrix: Water | Lab File ID: UXX2525.D

Analysis Method: 8260B | Date Collected: 06/09/2011 11:05

Sample wt/vol: 5(mL) | Date Analyzed: 06/22/2011 07:15

Soil Aliquot Vol: | Dilution Factor: 1

Soil Extract Vol.: | GC Column: DB-624 ID: 0.18(mm)

% Moisture: | Level: (low/med) Low

Analysis Batch No.: 5551 | Units: ug/L

Number TICs Found: 0 | TIC Result Total: 0

CAS NO.	COMPOUND NAME	RT	RESULT	Q
	Tentatively Identified Compound		None	

FORM I
GC/MS VOA ORGANICS ANALYSIS DATA SHEET

Lab Name: TestAmerica North Canton | Job No.: 240-979-1

SDG No.:

Client Sample ID: TB-060911 | Lab Sample ID: 240-979-1

Matrix: Water | Lab File ID: UXX2524.D

Analysis Method: 8260B | Date Collected: 06/09/2011 00:00

Sample wt/vol: 5(mL) | Date Analyzed: 06/22/2011 06:54

Soil Aliquot Vol: | Dilution Factor: 1

Soil Extract Vol.: | GC Column: DB-624 ID: 0.18(mm)

% Moisture: | Level: (low/med) Low

Analysis Batch No.: 5551 | Units: ug/L

CAS NO.	COMPOUND NAME	RESULT	Q	RL	MDL
67-64-1	Acetone	5.0	U	5.0	1.1
71-43-2	Benzene	1.0	U	1.0	0.13
108-86-1	Bromobenzene	1.0	U	1.0	0.13
74-97-5	Bromochloromethane	1.0	U	1.0	0.29
75-27-4	Bromodichloromethane	1.0	U	1.0	0.15
75-25-2	Bromoform	1.0	U	1.0	0.64
74-83-9	Bromomethane	1.0	U	1.0	0.41
78-93-3	2-Butanone	5.0	U	5.0	0.57
75-15-0	Carbon disulfide	1.0	U	1.0	0.13
56-23-5	Carbon tetrachloride	1.0	U	1.0	0.13
108-90-7	Chlorobenzene	1.0	U	1.0	0.15
75-00-3	Chloroethane	1.0	U	1.0	0.29
110-75-8	2-Chloroethyl vinyl ether	10	U	10	0.99
67-66-3	Chloroform	1.0	U	1.0	0.16
74-87-3	Chloromethane	1.0	U	1.0	0.30
95-49-8	2-Chlorotoluene	1.0	U	1.0	0.11
106-43-4	4-Chlorotoluene	1.0	U	1.0	0.18
156-59-2	cis-1,2-Dichloroethene	1.0	U	1.0	0.17
10061-01-5	cis-1,3-Dichloropropene	1.0	U	1.0	0.14
124-48-1	Dibromochloromethane	1.0	U	1.0	0.18
96-12-8	1,2-Dibromo-3-Chloropropane	5.0	U	5.0	0.67
106-93-4	1,2-Dibromoethane	1.0	U	1.0	0.24
74-95-3	Dibromomethane	1.0	U	1.0	0.28
95-50-1	1,2-Dichlorobenzene	1.0	U	1.0	0.13
541-73-1	1,3-Dichlorobenzene	1.0	U	1.0	0.14
106-46-7	1,4-Dichlorobenzene	1.0	U	1.0	0.13
75-71-8	Dichlorodifluoromethane	1.0	U	1.0	0.31
75-34-3	1,1-Dichloroethane	1.0	U	1.0	0.15
107-06-2	1,2-Dichloroethane	1.0	U	1.0	0.22
75-35-4	1,1-Dichloroethene	1.0	U	1.0	0.19
78-87-5	1,2-Dichloropropane	1.0	U	1.0	0.18
142-28-9	1,3-Dichloropropane	1.0	U	1.0	0.16
594-20-7	2,2-Dichloropropane	1.0	U	1.0	0.13
563-58-6	1,1-Dichloropropene	1.0	U	1.0	0.13
108-20-3	Diisopropyl ether	5.0	U	5.0	1.5
100-41-4	Ethylbenzene	1.0	U	1.0	0.17

FORM I
GC/MS VOA ORGANICS ANALYSIS DATA SHEET

Lab Name: TestAmerica North Canton | Job No.: 240-979-1

SDG No.:

Client Sample ID: TB-060911 | Lab Sample ID: 240-979-1

Matrix: Water | Lab File ID: UXX2524.D

Analysis Method: 8260B | Date Collected: 06/09/2011 00:00

Sample wt/vol: 5(mL) | Date Analyzed: 06/22/2011 06:54

Soil Aliquot Vol: | Dilution Factor: 1

Soil Extract Vol.: | GC Column: DB-624 ID: 0.18(mm)

% Moisture: | Level: (low/med) Low

Analysis Batch No.: 5551 | Units: ug/L

CAS NO.	COMPOUND NAME	RESULT	Q	RL	MDL
637-92-3	Ethyl-t-butyl ether (ETBE)	5.0	U	5.0	0.11
87-68-3	Hexachlorobutadiene	1.0	U	1.0	0.30
591-78-6	2-Hexanone	5.0	U	5.0	0.41
98-82-8	Isopropylbenzene	1.0	U	1.0	0.13
75-09-2	Methylene Chloride	1.0	U	1.0	0.33
108-10-1	4-Methyl-2-pentanone	5.0	U	5.0	0.32
1634-04-4	Methyl tert-butyl ether	5.0	U	5.0	0.17
179601-23-1	m-Xylene & p-Xylene	2.0	U	2.0	0.24
91-20-3	Naphthalene	1.0	U	1.0	0.24
104-51-8	n-Butylbenzene	1.0	U	1.0	0.12
103-65-1	n-Propylbenzene	1.0	U	1.0	0.14
95-47-6	o-Xylene	1.0	U	1.0	0.14
99-87-6	p-Isopropyltoluene	1.0	U	1.0	0.12
135-98-8	sec-Butylbenzene	1.0	U	1.0	0.13
100-42-5	Styrene	1.0	U	1.0	0.11
994-05-8	Tert-amyl-methyl ether (TAME)	5.0	U	5.0	0.067
75-65-0	tert-Butyl alcohol	20	U	20	3.9
98-06-6	tert-Butylbenzene	1.0	U	1.0	0.13
630-20-6	1,1,1,2-Tetrachloroethane	1.0	U	1.0	0.23
79-34-5	1,1,2,2-Tetrachloroethane	1.0	U	1.0	0.18
127-18-4	Tetrachloroethene	1.0	U	1.0	0.29
108-88-3	Toluene	1.0	U	1.0	0.13
156-60-5	trans-1,2-Dichloroethene	1.0	U	1.0	0.19
10061-02-6	trans-1,3-Dichloropropene	1.0	U	1.0	0.19
87-61-6	1,2,3-Trichlorobenzene	1.0	U	1.0	0.17
120-82-1	1,2,4-Trichlorobenzene	1.0	U	1.0	0.15
71-55-6	1,1,1-Trichloroethane	1.0	U	1.0	0.22
79-01-6	Trichloroethene	1.0	U	1.0	0.17
75-69-4	Trichlorofluoromethane	1.0	U *	1.0	0.21
96-18-4	1,2,3-Trichloropropane	1.0	U	1.0	0.43
76-13-1	1,1,2-Trichloro-1,2,2-trichfluoroethane	1.0	U	1.0	0.28
526-73-8	1,2,3-Trimethylbenzene	5.0	U	5.0	0.0059
95-63-6	1,2,4-Trimethylbenzene	1.0	U	1.0	0.12
108-05-4	Vinyl acetate	2.0	U	2.0	0.19
75-01-4	Vinyl chloride	1.0	U	1.0	0.22

FORM I
GC/MS VOA ORGANICS ANALYSIS DATA SHEET

Lab Name: TestAmerica North Canton Job No.: 240-979-1

SDG No.:

Client Sample ID: TB-060911 Lab Sample ID: 240-979-1

Matrix: Water Lab File ID: UXX2524.D

Analysis Method: 8260B Date Collected: 06/09/2011 00:00

Sample wt/vol: 5(mL) Date Analyzed: 06/22/2011 06:54

Soil Aliquot Vol: Dilution Factor: 1

Soil Extract Vol.: GC Column: DB-624 ID: 0.18(mm)

% Moisture: Level: (low/med) Low

Analysis Batch No.: 5551 Units: ug/L

CAS NO.	COMPOUND NAME	RESULT	Q	RL	MDL
1330-20-7	Xylenes, Total	2.0	U	2.0	0.28

CAS NO.	SURROGATE	%REC	Q	LIMITS
460-00-4	4-Bromofluorobenzene (Surr)	77		66-117
1868-53-7	Dibromofluoromethane (Surr)	98		75-121
17060-07-0	1,2-Dichloroethane-d4 (Surr)	98		63-129
2037-26-5	Toluene-d8 (Surr)	86		74-115

FORM I
GC/MS VOA ORGANICS ANALYSIS DATA SHEET
TENTATIVELY IDENTIFIED COMPOUNDS

Lab Name: TestAmerica North Canton Job No.: 240-979-1

SDG No.:

Client Sample ID: TB-060911 Lab Sample ID: 240-979-1

Matrix: Water Lab File ID: UXX2524.D

Analysis Method: 8260B Date Collected: 06/09/2011 00:00

Sample wt/vol: 5(mL) Date Analyzed: 06/22/2011 06:54

Soil Aliquot Vol: Dilution Factor: 1

Soil Extract Vol.: GC Column: DB-624 ID: 0.18(mm)

% Moisture: Level: (low/med) Low

Analysis Batch No.: 5551 Units: ug/L

Number TICs Found: 0 TIC Result Total: 0

CAS NO.	COMPOUND NAME	RT	RESULT	Q
	Tentatively Identified Compound		None	

FORM I
GC/MS SEMI VOA ORGANICS ANALYSIS DATA SHEET

Lab Name: TestAmerica North Canton | Job No.: 240-979-1

SDG No.:

Client Sample ID: DMW3S-060911 | Lab Sample ID: 240-979-8

Matrix: Water | Lab File ID: 0628123.D

Analysis Method: 8270C | Date Collected: 06/09/2011 13:30

Extract. Method: 3520C | Date Extracted: 06/14/2011 10:47

Sample wt/vol: 950(mL) | Date Analyzed: 06/28/2011 19:30

Con. Extract Vol.: 2(mL) | Dilution Factor: 12.5

Injection Volume: 1(uL) | Level: (low/med) Low

% Moisture: | GPC Cleanup:(Y/N) N

Analysis Batch No.: 6407 | Units: ug/L

CAS NO.	COMPOUND NAME	RESULT	Q	RL	MDL
123-91-1	1,4-Dioxane	520		13	6.4

CAS NO.	SURROGATE	%REC	Q	LIMITS
321-60-8	2-Fluorobiphenyl (Surr)	36		28-110
367-12-4	2-Fluorophenol (Surr)	38		10-110
118-79-6	2,4,6-Tribromophenol (Surr)	26		22-120
4165-60-0	Nitrobenzene-d5 (Surr)	20	X	27-111
4165-62-2	Phenol-d5 (Surr)	16		10-110
1718-51-0	Terphenyl-d14 (Surr)	68		37-119

FORM I
GC/MS SEMI VOA ORGANICS ANALYSIS DATA SHEET

Lab Name: TestAmerica North Canton
Job No.: 240-979-1
SDG No.:
Client Sample ID: MW11I-060911
Lab Sample ID: 240-979-6
Matrix: Water
Lab File ID: 0628119.D
Analysis Method: 8270C
Date Collected: 06/09/2011 14:40
Extract. Method: 3520C
Date Extracted: 06/14/2011 10:47
Sample wt/vol: 1040(mL)
Date Analyzed: 06/28/2011 18:24
Con. Extract Vol.: 2(mL)
Dilution Factor: 1
Injection Volume: 1(uL)
Level: (low/med) Low
% Moisture:
GPC Cleanup:(Y/N) N
Analysis Batch No.: 6407
Units: ug/L

CAS NO.	COMPOUND NAME	RESULT	Q	RL	MDL
123-91-1	1,4-Dioxane	0.96	U	0.96	0.47

CAS NO.	SURROGATE	%REC	Q	LIMITS
321-60-8	2-Fluorobiphenyl (Surr)	41		28-110
367-12-4	2-Fluorophenol (Surr)	48		10-110
118-79-6	2,4,6-Tribromophenol (Surr)	32		22-120
4165-60-0	Nitrobenzene-d5 (Surr)	44		27-111
4165-62-2	Phenol-d5 (Surr)	41		10-110
1718-51-0	Terphenyl-d14 (Surr)	61		37-119

FORM I

GC/MS SEMI VOA ORGANICS ANALYSIS DATA SHEET

Lab Name: TestAmerica North Canton | Job No.: 240-979-1

SDG No.:

Client Sample ID: MW11S-060911 | Lab Sample ID: 240-979-4

Matrix: Water | Lab File ID: 0628117.D

Analysis Method: 8270C | Date Collected: 06/09/2011 11:50

Extract. Method: 3520C | Date Extracted: 06/14/2011 10:47

Sample wt/vol: 1050(mL) | Date Analyzed: 06/28/2011 17:50

Con. Extract Vol.: 2(mL) | Dilution Factor: 1

Injection Volume: 1(uL) | Level: (low/med) Low

% Moisture: | GPC Cleanup:(Y/N) N

Analysis Batch No.: 6407 | Units: ug/L

CAS NO.	COMPOUND NAME	RESULT	Q	RL	MDL
123-91-1	1,4-Dioxane	5.6		0.95	0.47

CAS NO.	SURROGATE	%REC	Q	LIMITS
321-60-8	2-Fluorobiphenyl (Surr)	44		28-110
367-12-4	2-Fluorophenol (Surr)	52		10-110
118-79-6	2,4,6-Tribromophenol (Surr)	59		22-120
4165-60-0	Nitrobenzene-d5 (Surr)	48		27-111
4165-62-2	Phenol-d5 (Surr)	46		10-110
1718-51-0	Terphenyl-d14 (Surr)	63		37-119

FORM I
GC/MS SEMI VOA ORGANICS ANALYSIS DATA SHEET

Lab Name: TestAmerica North Canton | Job No.: 240-979-1

SDG No.:

Client Sample ID: MW29D-060911 | Lab Sample ID: 240-979-7

Matrix: Water | Lab File ID: 0628122.D

Analysis Method: 8270C | Date Collected: 06/09/2011 15:54

Extract. Method: 3520C | Date Extracted: 06/14/2011 10:47

Sample wt/vol: 1040(mL) | Date Analyzed: 06/28/2011 19:14

Con. Extract Vol.: 2(mL) | Dilution Factor: 1

Injection Volume: 1(uL) | Level: (low/med) Low

% Moisture: | GPC Cleanup:(Y/N) N

Analysis Batch No.: 6407 | Units: ug/L

CAS NO.	COMPOUND NAME	RESULT	Q	RL	MDL
123-91-1	1,4-Dioxane	0.96	U	0.96	0.47

CAS NO.	SURROGATE	%REC	Q	LIMITS
321-60-8	2-Fluorobiphenyl (Surr)	39		28-110
367-12-4	2-Fluorophenol (Surr)	41		10-110
118-79-6	2,4,6-Tribromophenol (Surr)	25		22-120
4165-60-0	Nitrobenzene-d5 (Surr)	34		27-111
4165-62-2	Phenol-d5 (Surr)	29		10-110
1718-51-0	Terphenyl-d14 (Surr)	64		37-119

FORM I
GC/MS SEMI VOA ORGANICS ANALYSIS DATA SHEET

Lab Name: TestAmerica North Canton | Job No.: 240-979-1

SDG No.:

Client Sample ID: MW3-060911 | Lab Sample ID: 240-979-5

Matrix: Water | Lab File ID: 0628118.D

Analysis Method: 8270C | Date Collected: 06/09/2011 11:54

Extract. Method: 3520C | Date Extracted: 06/14/2011 10:47

Sample wt/vol: 1030(mL) | Date Analyzed: 06/28/2011 18:07

Con. Extract Vol.: 2(mL) | Dilution Factor: 1

Injection Volume: 1(uL) | Level: (low/med) Low

% Moisture: | GPC Cleanup:(Y/N) N

Analysis Batch No.: 6407 | Units: ug/L

CAS NO.	COMPOUND NAME	RESULT	Q	RL	MDL
123-91-1	1,4-Dioxane	0.63	J	0.97	0.48

CAS NO.	SURROGATE	%REC	Q	LIMITS
321-60-8	2-Fluorobiphenyl (Surr)	50		28-110
367-12-4	2-Fluorophenol (Surr)	61		10-110
118-79-6	2,4,6-Tribromophenol (Surr)	58		22-120
4165-60-0	Nitrobenzene-d5 (Surr)	65		27-111
4165-62-2	Phenol-d5 (Surr)	52		10-110
1718-51-0	Terphenyl-d14 (Surr)	34	X	37-119

FORM I
GC/MS SEMI VOA ORGANICS ANALYSIS DATA SHEET

Lab Name: TestAmerica North Canton | Job No.: 240-979-1

SDG No.:

Client Sample ID: MW34I-060911 | Lab Sample ID: 240-979-3

Matrix: Water | Lab File ID: 0628116.D

Analysis Method: 8270C | Date Collected: 06/09/2011 12:40

Extract. Method: 3520C | Date Extracted: 06/14/2011 10:47

Sample wt/vol: 910(mL) | Date Analyzed: 06/28/2011 17:33

Con. Extract Vol.: 2(mL) | Dilution Factor: 1

Injection Volume: 1(uL) | Level: (low/med) Low

% Moisture: | GPC Cleanup:(Y/N) N

Analysis Batch No.: 6407 | Units: ug/L

CAS NO.	COMPOUND NAME	RESULT	Q	RL	MDL
123-91-1	1,4-Dioxane	1.1	U	1.1	0.54

CAS NO.	SURROGATE	%REC	Q	LIMITS
321-60-8	2-Fluorobiphenyl (Surr)	42		28-110
367-12-4	2-Fluorophenol (Surr)	51		10-110
118-79-6	2,4,6-Tribromophenol (Surr)	34		22-120
4165-60-0	Nitrobenzene-d5 (Surr)	48		27-111
4165-62-2	Phenol-d5 (Surr)	49		10-110
1718-51-0	Terphenyl-d14 (Surr)	62		37-119

FORM I
GC/MS SEMI VOA ORGANICS ANALYSIS DATA SHEET

Lab Name: TestAmerica North Canton | Job No.: 240-979-1

SDG No.:

Client Sample ID: MW34S-060911 | Lab Sample ID: 240-979-2

Matrix: Water | Lab File ID: 0628115.D

Analysis Method: 8270C | Date Collected: 06/09/2011 11:05

Extract. Method: 3520C | Date Extracted: 06/14/2011 10:47

Sample wt/vol: 920(mL) | Date Analyzed: 06/28/2011 17:17

Con. Extract Vol.: 2(mL) | Dilution Factor: 1

Injection Volume: 1(uL) | Level: (low/med) Low

% Moisture: | GPC Cleanup:(Y/N) N

Analysis Batch No.: 6407 | Units: ug/L

CAS NO.	COMPOUND NAME	RESULT	Q	RL	MDL
123-91-1	1,4-Dioxane	1.1	U	1.1	0.53

CAS NO.	SURROGATE	%REC	Q	LIMITS
321-60-8	2-Fluorobiphenyl (Surr)	67		28-110
367-12-4	2-Fluorophenol (Surr)	79		10-110
118-79-6	2,4,6-Tribromophenol (Surr)	73		22-120
4165-60-0	Nitrobenzene-d5 (Surr)	77		27-111
4165-62-2	Phenol-d5 (Surr)	76		10-110
1718-51-0	Terphenyl-d14 (Surr)	91		37-119

FORM I
GC VOA ORGANICS ANALYSIS DATA SHEET

Lab Name: TestAmerica North Canton Job No.: 240-979-1

SDG No.:

Client Sample ID: MW11S-060911 Lab Sample ID: 240-979-4

Matrix: Water Lab File ID: Z0061321.D

Analysis Method: RSK-175 Date Collected: 06/09/2011 11:50

Sample wt/vol: 17(mL) Date Analyzed: 06/14/2011 01:43

Soil Aliquot Vol: Dilution Factor: 1

Soil Extract Vol.: GC Column: ID:

% Moisture: Level: (low/med) Low

Analysis Batch No.: 4534 Units: ug/L

CAS NO.	COMPOUND NAME	RESULT	Q	RL	MDL
74-85-1	Ethene	190		0.50	0.31
74-84-0	Ethane	44		0.50	0.26
74-82-8	Methane	380		0.50	0.10

CAS NO.	SURROGATE	%REC	Q	LIMITS
420-46-2	1,1,1-Trifluoroethane	93		10-168

FORM I
DIESEL RANGE ORGANICS ANALYSIS DATA SHEET

Lab Name: TestAmerica North Canton Job No.: 240-979-1

SDG No.:

Client Sample ID: DMW3S-060911 Lab Sample ID: 240-979-8

Matrix: Water Lab File ID: P6B61412.D

Analysis Method: 8015B Date Collected: 06/09/2011 13:30

Extraction Method: 3520C Date Extracted: 06/11/2011 08:54

Sample wt/vol: 940(mL) Date Analyzed: 06/15/2011 08:18

Con. Extract Vol.: 5(mL) Dilution Factor: 1

Injection Volume: 1(uL) GC Column: RTX-5 ID: 0.53(mm)

% Moisture: GPC Cleanup:(Y/N) N

Analysis Batch No.: 4685 Units: ug/L

CAS NO.	COMPOUND NAME	RESULT	Q	RL	MDL
STL00141	Total Petroleum Hydrocarbons (C10-C32)	1900		530	250

CAS NO.	SURROGATE	%REC	Q	LIMITS
111-84-2	n-Nonane	46		10-110

FORM I
DIESEL RANGE ORGANICS ANALYSIS DATA SHEET

Lab Name: TestAmerica North Canton Job No.: 240-979-1

SDG No.:

Client Sample ID: MW11S-060911 Lab Sample ID: 240-979-4

Matrix: Water Lab File ID: P6B61410.D

Analysis Method: 8015B Date Collected: 06/09/2011 11:50

Extraction Method: 3520C Date Extracted: 06/11/2011 08:54

Sample wt/vol: 1050(mL) Date Analyzed: 06/15/2011 07:20

Con. Extract Vol.: 5(mL) Dilution Factor: 1

Injection Volume: 1(uL) GC Column: RTX-5 ID: 0.53(mm)

% Moisture: GPC Cleanup:(Y/N) N

Analysis Batch No.: 4685 Units: ug/L

CAS NO.	COMPOUND NAME	RESULT	Q	RL	MDL
STL00141	Total Petroleum Hydrocarbons (C10-C32)	7400		480	230

CAS NO.	SURROGATE	%REC	Q	LIMITS
111-84-2	n-Nonane	51		10-110

FORM I
DIESEL RANGE ORGANICS ANALYSIS DATA SHEET

Lab Name: TestAmerica North Canton | Job No.: 240-979-1

SDG No.:

Client Sample ID: MW3-060911 | Lab Sample ID: 240-979-5

Matrix: Water | Lab File ID: P6B61411.D

Analysis Method: 8015B | Date Collected: 06/09/2011 11:54

Extraction Method: 3520C | Date Extracted: 06/11/2011 08:54

Sample wt/vol: 1050(mL) | Date Analyzed: 06/15/2011 07:49

Con. Extract Vol.: 5(mL) | Dilution Factor: 1

Injection Volume: 1(uL) | GC Column: RTX-5 ID: 0.53(mm)

% Moisture: | GPC Cleanup:(Y/N) N

Analysis Batch No.: 4685 | Units: ug/L

CAS NO.	COMPOUND NAME	RESULT	Q	RL	MDL
STL00141	Total Petroleum Hydrocarbons (C10-C32)	250	J	480	230

CAS NO.	SURROGATE	%REC	Q	LIMITS
111-84-2	n-Nonane	48		10-110

FORM I
DIESEL RANGE ORGANICS ANALYSIS DATA SHEET

Lab Name: TestAmerica North Canton | Job No.: 240-979-1

SDG No.:

Client Sample ID: MW34S-060911 | Lab Sample ID: 240-979-2

Matrix: Water | Lab File ID: P6B61409.D

Analysis Method: 8015B | Date Collected: 06/09/2011 11:05

Extraction Method: 3520C | Date Extracted: 06/11/2011 08:54

Sample wt/vol: 960(mL) | Date Analyzed: 06/15/2011 06:52

Con. Extract Vol.: 5(mL) | Dilution Factor: 1

Injection Volume: 1(uL) | GC Column: RTX-5 ID: 0.53(mm)

% Moisture: | GPC Cleanup:(Y/N) N

Analysis Batch No.: 4685 | Units: ug/L

CAS NO.	COMPOUND NAME	RESULT	Q	RL	MDL
STL00141	Total Petroleum Hydrocarbons (C10-C32)	520	U	520	250

CAS NO.	SURROGATE	%REC	Q	LIMITS
111-84-2	n-Nonane	62		10-110

FORM I 8015B

FORM I
GASOLINE RANGE ORGANICS ANALYSIS DATA SHEET

Lab Name: TestAmerica North Canton
Job No.: 240-979-1
SDG No.:
Client Sample ID: DMW3S-060911
Lab Sample ID: 240-979-8
Matrix: Water
Lab File ID: YF062322.D
Analysis Method: 8015B
Date Collected: 06/09/2011 13:30
Sample wt/vol: 5(mL)
Date Analyzed: 06/24/2011 01:02
Soil Aliquot Vol:
Dilution Factor: 1
Soil Extract Vol.:
GC Column: RTX-VRX ID: 0.45(mm)
% Moisture:
Level: (low/med) Low
Analysis Batch No.: 5822
Units: ug/L

CAS NO.	COMPOUND NAME	RESULT	Q	RL	MDL
8006-61-9	Total Petroleum Hydrocarbons (C6-C10)	720	H B	100	25

CAS NO.	SURROGATE	%REC	Q	LIMITS
98-08-8	Trifluorotoluene (Surr)	77		10-150

FORM I
GASOLINE RANGE ORGANICS ANALYSIS DATA SHEET

Lab Name: TestAmerica North Canton | Job No.: 240-979-1

SDG No.:

Client Sample ID: MW11S-060911 | Lab Sample ID: 240-979-4

Matrix: Water | Lab File ID: YF062320.D

Analysis Method: 8015B | Date Collected: 06/09/2011 11:50

Sample wt/vol: 25(uL) | Date Analyzed: 06/23/2011 23:42

Soil Aliquot Vol: | Dilution Factor: 1

Soil Extract Vol.: | GC Column: RTX-VRX ID: 0.45(mm)

% Moisture: | Level: (low/med) Low

Analysis Batch No.: 5822 | Units: ug/L

CAS NO.	COMPOUND NAME	RESULT	Q	RL	MDL
8006-61-9	Total Petroleum Hydrocarbons (C6-C10)	22000	B	20000	5000

CAS NO.	SURROGATE	%REC	Q	LIMITS
98-08-8	Trifluorotoluene (Surr)	80		10-150

FORM I
GASOLINE RANGE ORGANICS ANALYSIS DATA SHEET

Lab Name: TestAmerica North Canton | Job No.: 240-979-1

SDG No.:

Client Sample ID: MW3-060911 | Lab Sample ID: 240-979-5

Matrix: Water | Lab File ID: YF062321.D

Analysis Method: 8015B | Date Collected: 06/09/2011 11:54

Sample wt/vol: 5(mL) | Date Analyzed: 06/24/2011 00:21

Soil Aliquot Vol: | Dilution Factor: 1

Soil Extract Vol.: | GC Column: RTX-VRX ID: 0.45(mm)

% Moisture: | Level: (low/med) Low

Analysis Batch No.: 5822 | Units: ug/L

CAS NO.	COMPOUND NAME	RESULT	Q	RL	MDL
8006-61-9	Total Petroleum Hydrocarbons (C6-C10)	38	J H B	100	25

CAS NO.	SURROGATE	%REC	Q	LIMITS
98-08-8	Trifluorotoluene (Surr)	80		10-150

FORM I
GASOLINE RANGE ORGANICS ANALYSIS DATA SHEET

Lab Name: TestAmerica North Canton Job No.: 240-979-1

SDG No.:

Client Sample ID: MW34S-060911 Lab Sample ID: 240-979-2

Matrix: Water Lab File ID: YF062319.D

Analysis Method: 8015B Date Collected: 06/09/2011 11:05

Sample wt/vol: 5(mL) Date Analyzed: 06/23/2011 23:02

Soil Aliquot Vol: Dilution Factor: 1

Soil Extract Vol.: GC Column: RTX-VRX ID: 0.45(mm)

% Moisture: Level: (low/med) Low

Analysis Batch No.: 5822 Units: ug/L

CAS NO.	COMPOUND NAME	RESULT	Q	RL	MDL
8006-61-9	Total Petroleum Hydrocarbons (C6-C10)	46	J B	100	25

CAS NO.	SURROGATE	%REC	Q	LIMITS
98-08-8	Trifluorotoluene (Surr)	94		10-150

FORM I
GC SEMI VOA ORGANICS ANALYSIS DATA SHEET

Lab Name: TestAmerica Savannah | Job No.: 240-979-1

SDG No.:

Client Sample ID: DMW3S-060911 | Lab Sample ID: 240-979-8

Matrix: Water | Lab File ID: yf16026.d

Analysis Method: 552.2 | Date Collected: 06/09/2011 13:30

Extraction Method: 552.2 | Date Extracted: 06/16/2011 09:36

Sample wt/vol: 40(mL) | Date Analyzed: 06/16/2011 20:04

Con. Extract Vol.: 4(mL) | Dilution Factor: 1

Injection Volume: 1(uL) | GC Column: DB-1701-p ID: 0.25(um)

% Moisture: | GPC Cleanup:(Y/N) N

Analysis Batch No.: 206226 | Units: ug/L

CAS NO.	COMPOUND NAME	RESULT	Q	RL	MDL
79-11-8	Monochloroacetic acid	2.0	U	2.0	0.40
79-08-3	Monobromoacetic acid	1.0	U	1.0	0.75
79-43-6	Dichloroacetic acid	1.0	U	1.0	0.98
76-03-9	Trichloroacetic acid	1.0	U	1.0	0.38
631-64-1	Dibromoacetic acid	1.0	U	1.0	0.38

FORM I
GC SEMI VOA ORGANICS ANALYSIS DATA SHEET

Lab Name: TestAmerica Savannah | Job No.: 240-979-1

SDG No.:

Client Sample ID: DMW3S-060911 | Lab Sample ID: 240-979-8

Matrix: Water | Lab File ID: yf16026.d

Analysis Method: 552.2 | Date Collected: 06/09/2011 13:30

Extraction Method: 552.2 | Date Extracted: 06/16/2011 09:36

Sample wt/vol: 40(mL) | Date Analyzed: 06/16/2011 20:04

Con. Extract Vol.: 4(mL) | Dilution Factor: 1

Injection Volume: 1(uL) | GC Column: CLP II ID: 0.32(mm)

% Moisture: | GPC Cleanup:(Y/N) N

Analysis Batch No.: 206226 | Units: ug/L

CAS NO.	SURROGATE	%REC	Q	LIMITS
600-05-5	2,3-Dibromopropionic acid	95		70-130

Appendix C

Support Documentation

HOLD TIME

PROJ_NO C03292

SDG	SORT	UNITS	NSAMPLE	LAB_ID	QC_TYPE	SAMP_DATE	EXTR_DATE	ANAL_DATE	SMP_EXTR	EXTR_ANL	SMP_ANL
240-979-1	HG	UG/L	MW29D-060911	240-979-7	NM	06/09/2011	06/27/2011	06/28/2011	18	1	19
240-979-1	HG	UG/L	MW11I-060911	240-979-6	NM	06/09/2011	06/27/2011	06/28/2011	18	1	19
240-979-1	HG	UG/L	DMW3S-060911	240-979-8	NM	06/09/2011	06/27/2011	06/28/2011	18	1	19
240-979-1	HG	UG/L	MW3-060911	240-979-5	NM	06/09/2011	06/27/2011	06/28/2011	18	1	19
240-979-1	HG	UG/L	MW11S-060911	240-979-4	NM	06/09/2011	06/27/2011	06/28/2011	18	1	19
240-979-1	HG	UG/L	MW34S-060911	240-979-2	NM	06/09/2011	06/27/2011	06/28/2011	18	1	19
240-979-1	HG	UG/L	MW34I-060911	240-979-3	NM	06/09/2011	06/27/2011	06/28/2011	18	1	19
240-979-1	M	UG/L	MW11S-060911	240-979-4	NM	06/09/2011	07/05/2011	07/17/2011	26	12	38
240-979-1	M	UG/L	MW11I-060911	240-979-6	NM	06/09/2011	07/05/2011	07/17/2011	26	12	38
240-979-1	M	UG/L	MW34I-060911	240-979-3	NM	06/09/2011	07/05/2011	07/17/2011	26	12	38
240-979-1	M	UG/L	MW34S-060911	240-979-2	NM	06/09/2011	07/05/2011	07/17/2011	26	12	38
240-979-1	M	UG/L	MW3-060911	240-979-5	NM	06/09/2011	07/05/2011	07/17/2011	26	12	38
240-979-1	M	UG/L	MW29D-060911	240-979-7	NM	06/09/2011	07/05/2011	07/17/2011	26	12	38
240-979-1	M	UG/L	DMW3S-060911	240-979-8	NM	06/09/2011	07/05/2011	07/17/2011	26	12	38
240-979-1	HGF	UG/L	MW3-060911	240-979-5	NM	06/09/2011	06/27/2011	06/28/2011	18	1	19
240-979-1	HGF	UG/L	MW29D-060911	240-979-7	NM	06/09/2011	06/27/2011	06/28/2011	18	1	19

SDG	SORT	UNITS	NSAMPLE	LAB_ID	QC_TYPE	SAMP_DATE	EXTR_DATE	ANAL_DATE	SMP_EXTR	EXTR_ANL	SMP_ANL
240-979-1	HGF	UG/L	DMW3S-060911	240-979-8	NM	06/09/2011	06/27/2011	06/28/2011	18	1	19
240-979-1	HGF	UG/L	MW11I-060911	240-979-6	NM	06/09/2011	06/27/2011	06/28/2011	18	1	19
240-979-1	HGF	UG/L	MW11S-060911	240-979-4	NM	06/09/2011	06/27/2011	06/28/2011	18	1	19
240-979-1	HGF	UG/L	MW34I-060911	240-979-3	NM	06/09/2011	06/27/2011	06/28/2011	18	1	19
240-979-1	HGF	UG/L	MW34S-060911	240-979-2	NM	06/09/2011	06/27/2011	06/28/2011	18	1	19
240-979-1	MF	UG/L	MW34S-060911	240-979-2	NM	06/09/2011	07/05/2011	07/17/2011	26	12	38
240-979-1	MF	UG/L	MW11S-060911	240-979-4	NM	06/09/2011	07/05/2011	07/17/2011	26	12	38
240-979-1	MF	UG/L	MW11I-060911	240-979-6	NM	06/09/2011	07/05/2011	07/17/2011	26	12	38
240-979-1	MF	UG/L	DMW3S-060911	240-979-8	NM	06/09/2011	07/05/2011	07/17/2011	26	12	38
240-979-1	MF	UG/L	MW3-060911	240-979-5	NM	06/09/2011	07/05/2011	07/17/2011	26	12	38
240-979-1	MF	UG/L	MW34I-060911	240-979-3	NM	06/09/2011	07/05/2011	07/17/2011	26	12	38
240-979-1	MF	UG/L	MW29D-060911	240-979-7	NM	06/09/2011	07/05/2011	07/17/2011	26	12	38
240-979-1	ACID	UG/L	DMW3S-060911	240-979-8	NM	06/09/2011	06/16/2011	06/16/2011	7	0	7
240-979-1	ALK	MG/L	MW11S-060911	240-979-4	NM	06/09/2011	06/23/2011	06/23/2011	14	0	14
240-979-1	CL	MG/L	MW11S-060911	240-979-4	NM	06/09/2011	06/11/2011	06/11/2011	2	0	2
240-979-1	NH3	MG/L	MW11S-060911	240-979-4	NM	06/09/2011	06/21/2011	06/21/2011	12	0	12
240-979-1	NTA	MG/L	MW11S-060911	240-979-4	NM	06/09/2011	06/11/2011	06/11/2011	2	0	2
240-979-1	NTI	MG/L	MW11S-060911	240-979-4	NM	06/09/2011	06/11/2011	06/11/2011	2	0	2
240-979-1	OPO4	MG/L	MW11S-060911	240-979-4	NM	06/09/2011	06/11/2011	06/11/2011	2	0	2

SDG	SORT	UNITS	NSAMPLE	LAB_ID	QC_TYPE	SAMP_DATE	EXTR_DATE	ANAL_DATE	SMP_EXTR	EXTR_ANL	SMP_ANL
240-979-1	PCL	UG/L	MW11S-060911	240-979-4	NM	06/09/2011	06/28/2011	06/28/2011	19	0	19
240-979-1	PCL	UG/L	DMW3S-060911MS	240-979-8	MS	06/09/2011	06/24/2011	06/24/2011	15	0	15
240-979-1	PCL	UG/L	DMW3S-060911MSD	240-979-8	MSD	06/09/2011	06/24/2011	06/24/2011	15	0	15
240-979-1	PCL	UG/L	MW11I-060911	240-979-6	NM	06/09/2011	06/24/2011	06/24/2011	15	0	15
240-979-1	PCL	UG/L	DMW3S-060911	240-979-8	NM	06/09/2011	06/28/2011	06/28/2011	19	0	19
240-979-1	PCL	UG/L	MW34I-060911	240-979-3	NM	06/09/2011	06/24/2011	06/24/2011	15	0	15
240-979-1	PCL	UG/L	MW29D-060911	240-979-7	NM	06/09/2011	06/24/2011	06/24/2011	15	0	15
240-979-1	PCL	UG/L	MW34S-060911	240-979-2	NM	06/09/2011	06/24/2011	06/24/2011	15	0	15
240-979-1	PCL	UG/L	MW3-060911	240-979-5	NM	06/09/2011	06/24/2011	06/24/2011	15	0	15
240-979-1	SO4	MG/L	MW11S-060911	240-979-4	NM	06/09/2011	06/11/2011	06/11/2011	2	0	2
240-979-1	TDS	MG/L	MW11S-060911	240-979-4	NM	06/09/2011	06/13/2011	06/13/2011	4	0	4
240-979-1	DOC	MG/L	MW11S-060911	240-979-4	NM	06/09/2011	06/14/2011	06/14/2011	5	0	5
240-979-1	OS	UG/L	MW29D-060911	240-979-7	NM	06/09/2011	06/14/2011	06/28/2011	5	14	19
240-979-1	OS	UG/L	MW3-060911	240-979-5	NM	06/09/2011	06/14/2011	06/28/2011	5	14	19
240-979-1	OS	UG/L	MW11S-060911	240-979-4	NM	06/09/2011	06/14/2011	06/28/2011	5	14	19
240-979-1	OS	UG/L	MW11I-060911	240-979-6	NM	06/09/2011	06/14/2011	06/28/2011	5	14	19
240-979-1	OS	UG/L	MW34S-060911	240-979-2	NM	06/09/2011	06/14/2011	06/28/2011	5	14	19
240-979-1	OS	UG/L	DMW3S-060911	240-979-8	NM	06/09/2011	06/14/2011	06/28/2011	5	14	19
240-979-1	OS	UG/L	MW34I-060911	240-979-3	NM	06/09/2011	06/14/2011	06/28/2011	5	14	19

SDG	SORT	UNITS	NSAMPLE	LAB_ID	QC_TYPE	SAMP_DATE	EXTR_DATE	ANAL_DATE	SMP_EXTR	EXTR_ANL	SMP_ANL
240-979-1	OV	UG/L	MW34I-060911	240-979-3	NM	06/09/2011	06/22/2011	06/22/2011	13	0	13
240-979-1	OV	UG/L	MW34S-060911	240-979-2	NM	06/09/2011	06/22/2011	06/22/2011	13	0	13
240-979-1	OV	UG/L	MW3-060911	240-979-5	NM	06/09/2011	06/23/2011	06/23/2011	14	0	14
240-979-1	OV	UG/L	TB-060911	240-979-1	NM	06/09/2011	06/22/2011	06/22/2011	13	0	13
240-979-1	OV	UG/L	MW29D-060911	240-979-7	NM	06/09/2011	06/23/2011	06/23/2011	14	0	14
240-979-1	OV	UG/L	MW11S-060911	240-979-4	NM	06/09/2011	06/23/2011	06/23/2011	14	0	14
240-979-1	OV	UG/L	DMW3S-060911	240-979-8	NM	06/09/2011	06/23/2011	06/23/2011	14	0	14
240-979-1	OV	UG/L	MW11I-060911	240-979-6	NM	06/09/2011	06/22/2011	06/22/2011	13	0	13
240-979-1	ETHA	UG/L	MW11S-060911	240-979-4	NM	06/09/2011	06/14/2011	06/14/2011	5	0	5
240-979-1	ETHE	UG/L	MW11S-060911	240-979-4	NM	06/09/2011	06/14/2011	06/14/2011	5	0	5
240-979-1	METH	UG/L	MW11S-060911	240-979-4	NM	06/09/2011	06/14/2011	06/14/2011	5	0	5
240-979-1	OVG	UG/L	MW11S-060911	240-979-4	NM	06/09/2011	06/14/2011	06/14/2011	5	0	5
240-979-1	DRO	UG/L	MW3-060911	240-979-5	NM	06/09/2011	06/11/2011	06/15/2011	2	4	6
240-979-1	DRO	UG/L	MW34S-060911	240-979-2	NM	06/09/2011	06/11/2011	06/15/2011	2	4	6
240-979-1	DRO	UG/L	MW11S-060911	240-979-4	NM	06/09/2011	06/11/2011	06/15/2011	2	4	6
240-979-1	DRO	UG/L	DMW3S-060911	240-979-8	NM	06/09/2011	06/11/2011	06/15/2011	2	4	6
240-979-1	GRO	UG/L	MW34S-060911	240-979-2	NM	06/09/2011	06/23/2011	06/23/2011	14	0	14
240-979-1	GRO	UG/L	MW11S-060911	240-979-4	NM	06/09/2011	06/23/2011	06/23/2011	14	0	14
240-979-1	GRO	UG/L	MW3-060911	240-979-5	NM	06/09/2011	06/24/2011	06/24/2011	15	0	15

SDG	SORT	UNITS	NSAMPLE	LAB_ID	QC_TYPE	SAMP_DATE	EXTR_DATE	ANAL_DATE	SMP_EXTR	EXTR_ANL	SMP_ANL
240-979-1	GRO	UG/L	DMW3S-060911	240-979-8	NM	06/09/2011	06/24/2011	06/24/2011	15	0	15
240-979-1	TPH	UG/L	MW11S-060911	240-979-4	NM	06/09/2011	06/23/2011	06/23/2011	14	0	14
240-979-1	TPH	UG/L	MW11S-060911	240-979-4	NM	06/09/2011	06/11/2011	06/15/2011	2	4	6
240-979-1	TPH	UG/L	DMW3S-060911	240-979-8	NM	06/09/2011	06/24/2011	06/24/2011	15	0	15
240-979-1	TPH	UG/L	MW3-060911	240-979-5	NM	06/09/2011	06/24/2011	06/24/2011	15	0	15
240-979-1	TPH	UG/L	DMW3S-060911	240-979-8	NM	06/09/2011	06/11/2011	06/15/2011	2	4	6
240-979-1	TPH	UG/L	MW34S-060911	240-979-2	NM	06/09/2011	06/11/2011	06/15/2011	2	4	6
240-979-1	TPH	UG/L	MW34S-060911	240-979-2	NM	06/09/2011	06/23/2011	06/23/2011	14	0	14
240-979-1	TPH	UG/L	MW3-060911	240-979-5	NM	06/09/2011	06/11/2011	06/15/2011	2	4	6
240-979-1	OV	UG/L	MW34I-060911	240-979-3	NM	06/09/2011	06/22/2011	06/22/2011	13	0	13

Chain of Custody Record

TestAmerica
THE LEADER IN ENVIRONMENTAL TESTING

TestAmerica Laboratory location: _____
Regulatory program: ☐ DW ☐ NPDES ☐ RCRA ☐ Other _____

TestAmerica Laboratories, Inc.

Client Contact				
Company Name: Tetra Tech NUS	Client Project Manager: Tony Apanavage	Site Contact: Walt Payne	Lab Contact: Pat O'meara	COC No: 010598
Address: 20251 Century Blvd	Telephone: 301 528-3021	Telephone: 301 991-3914	Telephone: 330 497-9396	1 of 1 COCs
City/State/Zip: Germantown MD 20874	Email:	Analysis Turnaround Time (in BUS days)		For lab use only
Phone: (301) 528-3021		TAT if different from below _____ ☐ 3 weeks ☐ 2 weeks ☐ 1 week ☐ 2 days ☐ 1 day		Walk-in client ☐ Lab pickup ☐ Lab sampling ☐
Project Name: MSA Groundwater Sampling	Method of Shipment/Carrier: Fed EX			Job/SDG No.
Project Number: 112IC03292-02	Shipping/Tracking No:			
PO#				

Analyses

Sample Identification	Sample Date	Sample Time	Matrix: Air	Aqueous	Sediment	Solid	Other:	Containers & Preservatives: H2SO4	HNO3	HCl	NaOH	ZnAc/NaOH	Unpres	Other:	Filtered Sample (Y/N)	Composite C/Grab G	VOCs	Total PPM	Diss PPM	1,4 Dioxane	Perchlorate	Gro / Dro	Ra 224, 226, 228	Ammonia	Alk, TDS, Anions	DOC	MEE	Sample Specific Notes / Special Instructions:
TB-060911	6-9-11	—		X						2					N	G												Hal Acid
MW 34s-060911		1105		X					X	X			X				X	X	X	X	X	X						
MW 34I-060911		1240		X					X	X			X				X	X	X	X	X							
MW 11s-060911		1150		X				X	X	X			X				X	X	X	X	X	X		X	X	X	X	
MW 3-060911		1154		X					X	X			X				X	X	X	X	X	X	X					
MW 11I-060911		1440		X					X	X			X				X	X	X	X	X							
MW 29D-060911		1554		X					X	X			X				X	X	X	X	X		X					
~~DMW 3s-060911~~		~~1154~~		~~X~~					~~5~~	~~3~~			~~3~~															
DMW 3s-060911		1330		X					X	X			X				X	X	X	X	X	X						X

Possible Hazard Identification
☐ Non-Hazard ☐ Flammable ☐ Skin Irritant ☐ Poison B ☐ Unknown

Sample Disposal (A fee may be assessed if samples are retained longer than 1 month)
☐ Return to Client ☐ Disposal By Lab ☐ Archive For _____ Months

Special Instructions/QC Requirements & Comments:

Relinquished by:	Company:	Date/Time:	Received by:	Company:	Date/Time:
Walt Payne	Tetra	6-9-11	William R. Sa[illegible]	TA Inc	06/09/11 17:10
M Hockey	TEST AMERICA	6-9-11 1808			
			Received in Laboratory by: [signature]	TAL	6-10-11 0930

©2008, TestAmerica Laboratories, Inc. All rights reserved.
TestAmerica & Design ™ are trademarks of TestAmerica Laboratories, Inc.

TAL 0018-1 (04/10)

CASE NARRATIVE

Client: Tetra Tech NUS Inc

Project: MSA GW 2011

Report Number: 240-979-1

With the exceptions noted as flags or footnotes, standard analytical protocols were followed in the analysis of the samples and no problems were encountered or anomalies observed. In addition all laboratory quality control samples were within established control limits, with any exceptions noted below. Each sample was analyzed to achieve the lowest possible reporting limit within the constraints of the method. In some cases, due to interference or analytes present at high concentrations, samples were diluted. For diluted samples, the reporting limits are adjusted relative to the dilution required.

TestAmerica North Canton attests to the validity of the laboratory data generated by TestAmerica facilities reported herein. All analyses performed by TestAmerica facilities were done using established laboratory SOPs that incorporate QA/QC procedures described in the application methods. TestAmerica's operations groups have reviewed the data for compliance with the laboratory QA/QC plan, and data have been found to be compliant with laboratory protocols unless otherwise noted below.

The test results in this report meet all NELAP requirements for parameters for which accreditation is required or available. Any exceptions to NELAP requirements are noted in this report. Pursuant to NELAP, this report may not be reproduced, except in full, without the written approval of the laboratory.

Calculations are performed before rounding to avoid round-off errors in calculated results.

All holding times were met and proper preservation noted for the methods performed on these samples, unless otherwise detailed in the individual sections below.

All solid sample results are reported on an "as received" basis unless otherwise indicated by the presence of a % solids value in the method header.

This laboratory report is confidential and is intended for the sole use of TestAmerica and its client.

RECEIPT

The samples were received on 06/10/2011; the samples were on ice. The temperature of the coolers at receipt was 0.8, 1.3, 1.5, and 2.0 C.

Sample DMW3S-060911 (240-979-8) [container J - submitted for metals analysis] was received out of proper pH range, and preservation was adjusted upon receipt at the laboratory . Sample pH was adjusted from pH 5 upon receipt to pH 0 by addition of Nitric acid from lot ME70%HNO3_00003. Regulatory documents require a 24-hour waiting period from the time of the addition of the acid preservative to the time of digestion.

Original client label for sample MW34I-060911 lists a collection time of 12:45. Sample was logged with a collection time of 12:40 per the sampling time recorded on the COC. The discrepancy was not narrated on the cooler receipt checklist.

All other samples were received in good condition within temperature requirements.

Multiple TestAmerica laboratories were used to support this project. Narratives for TestAmerica Richland (Radiological) and West Sacramento (Perchlorate) are provided in their respective reports in the Subcontract section of this report. TestAmerica Savannah's narrative information is incorporated herein. See the Method Summary for additional information.

VOLATILE ORGANIC COMPOUNDS (GC-MS)

Samples TB-060911 (240-979-1), MW34S-060911 (240-979-2), MW34I-060911 (240-979-3), MW11S-060911 (240-979-4), MW3-060911 (240-979-5), MW11I-060911 (240-979-6), MW29D-060911 (240-979-7) and DMW3S-060911 (240-979-8) were analyzed for volatile organic compounds (GC-MS) in accordance with EPA SW-846 Method 8260B. The samples were analyzed on 06/22/2011 and 06/23/2011.

1,2,3-Trichlorobenzene and Naphthalene were detected in method blank MB 240-5551/5 at levels that were above the method detection limit but below the reporting limit. The values should be considered estimates, and have been flagged "J". If the associated sample reported a result above the MDL and/or RL, the result has been "B" flagged.

1,2,3-Trichlorobenzene and Methylene Chloride were detected in method blank MB 240-5643/5 at levels that were above the method detection limit but below the reporting limit. The values should be considered estimates, and have been flagged "J". If the associated

sample reported a result above the MDL and/or RL, the result has been "B" flagged.

1,2,3-Trichlorobenzene and Naphthalene were detected in method blank MB 240-5731/5 at levels that were above the method detection limit but below the reporting limit. The values should be considered estimates, and have been flagged "J". If the associated sample reported a result above the MDL and/or RL, the result has been "B" flagged. Refer to the QC report for details.

Trichlorofluoromethane failed the recovery criteria high for LCS 240-5551/4 and LCS 240-5731/4. Trichlorofluoromethane has been identified as a poor performing analyte when analyzed using this method; therefore, re-extraction/re-analysis was not performed. Refer to the QC report for details.

2-Chloroethyl vinyl ether failed the recovery criteria low for the MS and MDS of sample MW11I-060911 (240-979-6) in batch 240-5643.

Trichlorofluoromethane failed the recovery criteria high for the MS and MSD of sample DMW3S-060911 (240-979-8) in batch 240-5731. Bromomethane exceeded the rpd limit in the MSD.

Refer to the QC report for details.

Samples MW11S-060911 (240-979-4)[833X] and DMW3S-060911 (240-979-8)[100X] required dilution prior to analysis. The reporting limits have been adjusted accordingly.

No other difficulties were encountered during the volatiles analyses. All other quality control parameters were within the acceptance limits.

SEMIVOLATILE ORGANIC COMPOUNDS (GC-MS)

Samples MW34S-060911 (240-979-2), MW34I-060911 (240-979-3), MW11S-060911 (240-979-4), MW3-060911 (240-979-5), MW11I-060911 (240-979-6), MW29D-060911 (240-979-7) and DMW3S-060911 (240-979-8) were analyzed for semivolatile organic compounds (GC-MS) in accordance with EPA SW-846 Method 8270C. The samples were analyzed on 06/28/2011.

Surrogates are added during the extraction process prior to dilution. When the sample is diluted, surrogate recoveries are diluted out and no corrective action is required.

6 surrogates are used for this analysis. The laboratory's SOP allows 1 surrogate per fraction to be outside acceptance criteria without performing re-extraction/re-analysis.

- Terphenyl-d14 (Surr) failed the surrogate recovery criteria low for MW3-060911 (240-979-5).
- Nitrobenzene-d5 (Surr) failed the surrogate recovery criteria low for DMW3S-060911 (240-979-8).

These results have been reported and qualified. Refer to the QC report for details.

Sample DMW3S-060911 (240-979-8)[13X] required dilution prior to analysis. The reporting limits have been adjusted accordingly.

No other difficulties were encountered during the semivolatiles analyses. All other quality control parameters were within the acceptance limits.

GAS RANGE ORGANICS

Samples MW34S-060911 (240-979-2), MW11S-060911 (240-979-4), MW3-060911 (240-979-5) and DMW3S-060911 (240-979-8) were analyzed for gas range organics in accordance with EPA SW-846 Method 8015B - GRO. The samples were analyzed on 06/23/2011 and 06/24/2011.

GRO (C6-C10) was detected in method blank MB 240-5822/23 at a level exceeding the reporting limit. If the associated sample reported a result above the MDL and/or RL, the result has been "B" flagged. Refer to the QC report for details.

Samples MW3-060911 (240-979-5) and DMW3S-060911 (240-979-8) were analyzed outside of analytical holding time due to instrument failures and capacity issues.

No other difficulties were encountered during the GRO analyses. All other quality control parameters were within the acceptance limits.

DISSOLVED GASES

Sample MW11S-060911 (240-979-4) was analyzed for dissolved gases in accordance with RSK_175. The sample was analyzed on 06/14/2011.

No difficulties were encountered during the dissolved gases analysis. All quality control parameters were within the acceptance limits.

HALOACETIC ACIDS (HAAS)

Sample DMW3S-060911 (240-979-8) was analyzed for Haloacetic Acids (HAAs) in accordance with 552.2. The sample was analyzed on 06/16/2011.

Monochloroacetic acid failed the recovery criteria high for the MS of sample 680-69299-1 in batch 680-206226.

Monobromoacetic acid and Monochloroacetic acid failed the recovery criteria high for the MSD of sample 680-69299-1 in batch 680-206226.

Refer to the QC report for details.

No other difficulties were encountered during the Haloacetic Acids (HAAs) analysis. All other quality control parameters were within the acceptance limits.

DIESEL RANGE ORGANICS (DRO)

Samples MW34S-060911 (240-979-2), MW11S-060911 (240-979-4), MW3-060911 (240-979-5) and DMW3S-060911 (240-979-8) were analyzed for Diesel Range Organics (DRO) in accordance with EPA Method 8015B. The samples were analyzed on 06/15/2011.

Surrogates are added during the extraction process prior to dilution. When the sample dilution is 5X or greater, surrogate recoveries are diluted out and no corrective action is required.

There was no client requested matrix spike/matrix spike duplicate (MS/MSD) for batch 4419.

No difficulties were encountered during the Diesel Range Organics (DRO) analyses. All quality control parameters were within the acceptance limits.

METALS (ICPMS)

Samples MW34S-060911 (240-979-2), MW34I-060911 (240-979-3), MW11S-060911 (240-979-4), MW3-060911 (240-979-5), MW11I-060911 (240-979-6), MW29D-060911 (240-979-7) and DMW3S-060911 (240-979-8) were analyzed for metals (ICPMS) in accordance with EPA SW-846 Method 6020. The samples were analyzed on 07/17/2011.

Internal standard response for CCV 200-21644/46 exceeded the upper control limit for Tb. As such, the sample results may be biased low. All samples internal standards pass.

Several analytes were detected in method blank MB 200-20832/1-A at levels that were above the method detection limit but below the reporting limit. The values should be considered estimates, and have been flagged "J". If the associated sample reported a result above the MDL and/or RL, the result has been "B" flagged. Refer to the QC report for details.

The matrix spike / matrix spike duplicate (MS/MSD) recoveries for batch 21644 were low for Zn. The associated laboratory control sample (LCS) recovery met acceptance criteria.

The post digestion spike % recovery for Zn was outside of control limits.

The closing CCV for samples (240-979-6 PDS), (240-979-6 SD), DMW3S-060911 (240-979-8), MW11I-060911 (240-979-6 DU), MW11I-060911 (240-979-6 MS), MW11I-060911 (240-979-6 MSD), MW29D-060911 (240-979-7) had elevated recovery for the internal standard Tb @121% resulting in a slight negative correction of the W recovery. The W recovery for the CCV was 99%. The data was reported with the CCV internal standard failure.

The internal standard Terbium (Tb) for the closing CCV associated with samples (240-979-6 PDS), (240-979-6 SD), DMW3S-060911 (240-979-8), MW11I-060911 (240-979-6 DU), MW11I-060911 (240-979-6 MS), MW11I-060911 (240-979-6 MSD), MW29D-060911 (240-979-7) was elevated at 121% recovery. The internal standard was associated to tungsten results. The CCV recovery for tungsten was 99%. The samples results were reported with the CCV internal standard failure.

No other difficulties were encountered during the metals analyses. All other quality control parameters were within the acceptance limits.

DISSOLVED MERCURY (CVAA)

Samples MW34S-060911 (240-979-2), MW34I-060911 (240-979-3), MW11S-060911 (240-979-4), MW3-060911 (240-979-5), MW11I-060911 (240-979-6), MW29D-060911 (240-979-7) and DMW3S-060911 (240-979-8) were analyzed for dissolved mercury (CVAA) in accordance with EPA SW-846 Methods 7470A. The samples were analyzed on 06/28/2011.

No difficulties were encountered during the mercury analyses. All quality control parameters were within the acceptance limits.

TOTAL MERCURY

Samples MW34S-060911 (240-979-2), MW34I-060911 (240-979-3), MW11S-060911 (240-979-4), MW3-060911 (240-979-5), MW11I-060911 (240-979-6), MW29D-060911 (240-979-7) and DMW3S-060911 (240-979-8) were analyzed for total mercury in accordance with EPA SW-846 Methods 7470A. The samples were analyzed on 06/28/2011.

No difficulties were encountered during the mercury analyses. All quality control parameters were within the acceptance limits.

TOTAL DISSOLVED SOLIDS

Sample MW11S-060911 (240-979-4) was analyzed for total dissolved solids in accordance with EPA 160.1. The sample was analyzed on 06/13/2011.

No difficulties were encountered during the TDS analysis. All quality control parameters were within the acceptance limits.

ANIONS

Sample MW11S-060911 (240-979-4) was analyzed for anions in accordance with EPA Method 300.0. The sample was analyzed on 06/11/2011.

Orthophosphate failed the recovery criteria high for the MS of sample 240-477-3 in batch 240-4369. Refer to the QC report for details.

No other difficulties were encountered during the anions analysis. All other quality control parameters were within the acceptance limits.

ALKALINITY

Sample MW11S-060911 (240-979-4) was analyzed for alkalinity in accordance with EPA Method 310.1. The sample was analyzed on 06/23/2011.

No difficulties were encountered during the alkalinity analysis. All quality control parameters were within the acceptance limits.

AMMONIA

Sample MW11S-060911 (240-979-4) was analyzed for ammonia in accordance with EPA METHOD 350.3. The sample was analyzed on 06/21/2011.

Ammonia (as N) was detected in method blank MB 240-5575/7 at a level that was above the method detection limit but below the reporting limit. The value should be considered an estimate, and has been flagged "J". If the associated sample reported a result above the MDL and/or RL, the result has been "B" flagged. Refer to the QC report for details.

No other difficulties were encountered during the ammonia analysis. All other quality control parameters were within the acceptance limits.

DISSOLVED ORGANIC CARBON

Sample MW11S-060911 (240-979-4) was analyzed for dissolved organic carbon in accordance with EPA SW-846 Method 9060. The sample was analyzed on 06/14/2011.

No difficulties were encountered during the DOC analysis. All quality control parameters were within the acceptance limits.

FORM II
GC/MS VOA SURROGATE RECOVERY

Lab Name: TestAmerica North Canton Job No.: 240-979-1

SDG No.:

Matrix: Water Level: Low

GC Column (1): DB-624 ID: 0.18 (mm)

Client Sample ID	Lab Sample ID	DBFM	#	DCA	#	TOL	#	BFB	#
TB-060911	240-979-1	98		98		86		77	
MW34S-060911	240-979-2	96		96		90		81	
MW34I-060911	240-979-3	96		96		89		88	
MW11S-060911	240-979-4	86		86		91		83	
MW3-060911	240-979-5	88		87		92		85	
MW11I-060911	240-979-6	93		112		98		87	
MW29D-060911	240-979-7	91		89		93		86	
DMW3S-060911	240-979-8	91		91		93		87	
	MB 240-5551/5	96		96		91		87	
	MB 240-5643/5	99		112		94		86	
	MB 240-5731/5	86		85		91		86	
	LCS 240-5551/4	93		91		100		100	
	LCS 240-5643/4	108		109		98		89	
	LCS 240-5731/4	86		86		101		101	
MW11I-060911 MS	240-979-6 MS	106		111		96		93	
DMW3S-060911 MS	240-979-8 MS	82		81		95		99	
	240-1036-C-2 MS	94		92		97		103	
MW11I-060911 MSD	240-979-6 MSD	101		110		98		90	
DMW3S-060911 MSD	240-979-8 MSD	83		81		94		100	
	240-1036-F-2 MSD	95		95		97		102	

	QC LIMITS
DBFM = Dibromofluoromethane (Surr)	75-121
DCA = 1,2-Dichloroethane-d4 (Surr)	63-129
TOL = Toluene-d8 (Surr)	74-115
BFB = 4-Bromofluorobenzene (Surr)	66-117

Column to be used to flag recovery values

FORM II 8260B

FORM VIII
GC/MS VOA INTERNAL STANDARD AREA AND RETENTION TIME SUMMARY

Lab Name: TestAmerica North Canton Job No.: 240-979-1

SDG No.:

Sample No.: STD8260 240-4668/4 Date Analyzed: 06/14/2011 12:30

Instrument ID: A3UX10 GC Column: DB-624 ID: 0.18(mm)

Lab File ID (Standard): UXX2318.D Heated Purge: (Y/N) N

Calibration ID: 1489

		FB		CBZ		DCB	
		AREA #	RT #	AREA #	RT #	AREA #	RT #
INITIAL CALIBRATION MID-POINT		1539533	5.11	1107062	7.79	753199	10.04
UPPER LIMIT		3079066	5.61	2214124	8.29	1506398	10.54
LOWER LIMIT		769767	4.61	553531	7.29	376600	9.54
LAB SAMPLE ID	CLIENT SAMPLE ID						
ICV 240-4668/14		1633332	5.11	1145624	7.79	727463	10.04
CCVIS 240-5551/2		1331842	5.11	1072083	7.80	687677	10.04
CCVIS 240-5731/2		1396350	5.11	1043815	7.79	639285	10.04

FB = Fluorobenzene
CBZ = Chlorobenzene-d5
DCB = 1,4-Dichlorobenzene-d4

Area Limit = 50%-200% of internal standard area
RT Limit = ± 0.5 minutes of internal standard RT

Column used to flag values outside QC limits

FORM VIII 8260B

FORM VIII
GC/MS VOA INTERNAL STANDARD AREA AND RETENTION TIME SUMMARY

Lab Name: TestAmerica North Canton Job No.: 240-979-1

SDG No.:

Sample No.: CCVIS 240-5551/2 Date Analyzed: 06/21/2011 22:41

Instrument ID: A3UX10 GC Column: DB-624 ID: 0.18(mm)

Lab File ID (Standard): UXX2501.D Heated Purge: (Y/N) N

Calibration ID: 1491

		FB		CBZ		DCB	
		AREA #	RT #	AREA #	RT #	AREA #	RT #
12/24 HOUR STD		1331842	5.11	1072083	7.80	687677	10.04
UPPER LIMIT		2663684	5.61	2144166	8.30	1375354	10.54
LOWER LIMIT		665921	4.61	536042	7.30	343839	9.54
LAB SAMPLE ID	CLIENT SAMPLE ID						
CCV 240-5551/3		1379721	5.12	1045250	7.79	572733	10.04
LCS 240-5551/4		1322177	5.12	1012904	7.79	616393	10.04
MB 240-5551/5		1271769	5.11	1020700	7.79	568973	10.04
240-1036-C-2 MS		1277335	5.11	1003021	7.79	647911	10.04
240-1036-F-2 MSD		1324580	5.12	1058418	7.79	670724	10.04
240-979-1	TB-060911	1164781	5.11	958441	7.79	509162	10.04
240-979-2	MW34S-060911	1224249	5.11	981870	7.79	546627	10.04
240-979-3	MW34I-060911	1200532	5.11	951940	7.79	552213	10.04

FB = Fluorobenzene
CBZ = Chlorobenzene-d5
DCB = 1,4-Dichlorobenzene-d4

Area Limit = 50%-200% of internal standard area
RT Limit = ± 0.5 minutes of internal standard RT

Column used to flag values outside QC limits

FORM VIII 8260B

FORM VIII
GC/MS VOA INTERNAL STANDARD AREA AND RETENTION TIME SUMMARY

Lab Name: TestAmerica North Canton Job No.: 240-979-1

SDG No.:

Sample No.: CCVIS 240-5731/2 Date Analyzed: 06/23/2011 00:54

Instrument ID: A3UX10 GC Column: DB-624 ID: 0.18(mm)

Lab File ID (Standard): UXX2556.D Heated Purge: (Y/N) N

Calibration ID: 1491

		FB		CBZ		DCB	
		AREA #	RT #	AREA #	RT #	AREA #	RT #
12/24 HOUR STD		1396350	5.11	1043815	7.79	639285	10.04
UPPER LIMIT		2792700	5.61	2087630	8.29	1278570	10.54
LOWER LIMIT		698175	4.61	521908	7.29	319643	9.54
LAB SAMPLE ID	CLIENT SAMPLE ID						
CCV 240-5731/3		1422681	5.11	989901	7.79	501345	10.04
LCS 240-5731/4		1443495	5.12	1027951	7.79	587899	10.04
MB 240-5731/5		1387241	5.11	1012631	7.79	571350	10.04
240-979-4	MW11S-060911	1396332	5.12	1011762	7.79	535908	10.04
240-979-5	MW3-060911	1360937	5.12	987914	7.79	522978	10.04
240-979-7	MW29D-060911	1338351	5.11	984578	7.79	520272	10.04
240-979-8	DMW3S-060911	1361264	5.12	997537	7.79	536812	10.04
240-979-8 MS	DMW3S-060911 MS	1586184	5.11	1173034	7.79	709657	10.04
240-979-8 MSD	DMW3S-060911 MSD	1568838	5.11	1178122	7.79	739087	10.04

FB = Fluorobenzene
CBZ = Chlorobenzene-d5
DCB = 1,4-Dichlorobenzene-d4

Area Limit = 50%-200% of internal standard area
RT Limit = ± 0.5 minutes of internal standard RT

Column used to flag values outside QC limits

FORM VIII 8260B

FORM VIII
GC/MS VOA INTERNAL STANDARD AREA AND RETENTION TIME SUMMARY

Lab Name: TestAmerica North Canton Job No.: 240-979-1

SDG No.:

Sample No.: STD8260 240-3007/4 Date Analyzed: 05/29/2011 13:45

Instrument ID: A3UX16 GC Column: DB-624 ID: 0.18(mm)

Lab File ID (Standard): UXM6502.D Heated Purge: (Y/N) N

Calibration ID: 1183

		FB		CBZ		DCB	
		AREA #	RT #	AREA #	RT #	AREA #	RT #
INITIAL CALIBRATION MID-POINT		1300312	5.72	996322	8.41	544167	10.65
UPPER LIMIT		2600624	6.22	1992644	8.91	1088334	11.15
LOWER LIMIT		650156	5.22	498161	7.91	272084	10.15
LAB SAMPLE ID	CLIENT SAMPLE ID						
ICV 240-3007/14		1244035	5.72	939144	8.41	496491	10.65
CCVIS 240-5643/2		957383	5.72	746895	8.41	453541	10.65

FB = Fluorobenzene
CBZ = Chlorobenzene-d5
DCB = 1,4-Dichlorobenzene-d4

Area Limit = 50%-200% of internal standard area
RT Limit = ± 0.5 minutes of internal standard RT

Column used to flag values outside QC limits

FORM VIII 8260B

FORM VIII
GC/MS VOA INTERNAL STANDARD AREA AND RETENTION TIME SUMMARY

Lab Name: TestAmerica North Canton Job No.: 240-979-1

SDG No.:

Sample No.: CCVIS 240-5643/2 Date Analyzed: 06/22/2011 10:55

Instrument ID: A3UX16 GC Column: DB-624 ID: 0.18(mm)

Lab File ID (Standard): UXM7063.D Heated Purge: (Y/N) N

Calibration ID: 1185

		FB		CBZ		DCB	
		AREA #	RT #	AREA #	RT #	AREA #	RT #
12/24 HOUR STD		957383	5.72	746895	8.41	453541	10.65
UPPER LIMIT		1914766	6.22	1493790	8.91	907082	11.15
LOWER LIMIT		478692	5.22	373448	7.91	226771	10.15
LAB SAMPLE ID	CLIENT SAMPLE ID						
CCV 240-5643/3		956508	5.72	724190	8.41	426762	10.65
LCS 240-5643/4		971051	5.72	784753	8.41	463185	10.65
MB 240-5643/5		942808	5.72	775670	8.41	436317	10.65
240-979-6	MW11I-060911	955504	5.72	766660	8.41	414530	10.65
240-979-6 MS	MW11I-060911 MS	893997	5.72	727865	8.41	430889	10.65
240-979-6 MSD	MW11I-060911 MSD	930820	5.72	769986	8.41	442135	10.65

FB = Fluorobenzene
CBZ = Chlorobenzene-d5
DCB = 1,4-Dichlorobenzene-d4

Area Limit = 50%-200% of internal standard area
RT Limit = ± 0.5 minutes of internal standard RT

Column used to flag values outside QC limits

FORM VIII 8260B

FORM V
GC/MS VOA INSTRUMENT PERFORMANCE CHECK
BROMOFLUOROBENZENE (BFB)

Lab Name: TestAmerica North Canton Job No.: 240-979-1

SDG No.:

Lab File ID: BFB4169.D BFB Injection Date: 06/14/2011

Instrument ID: A3UX10 BFB Injection Time: 11:23

Analysis Batch No.: 4668

M/E	ION ABUNDANCE CRITERIA	% RELATIVE ABUNDANCE	
50	15.0 - 40.0 % of mass 95	18.6	
75	30.0 - 60.0 % of mass 95	50.8	
95	Base Peak, 100% relative abundance	100.0	
96	5.0 - 9.0 % of mass 95	7.0	
173	Less than 2.0 % of mass 174	0.6	(0.7)1
174	50.0 - 120.00 % of mass 95	84.3	
175	5.0 - 9.0 % of mass 174	6.0	(7.1)1
176	95.0 - 101.0 % of mass 174	82.2	(97.5)1
177	5.0 - 9.0 % of mass 176	5.1	(6.2)2

1-Value is % mass 174 2-Value is % mass 176

THIS CHECK APPLIES TO THE FOLLOWING SAMPLES, MS, MSD, BLANKS AND STANDARDS:

CLIENT SAMPLE ID	LAB SAMPLE ID	LAB FILE ID	DATE ANALYZED	TIME ANALYZED
	STD8260 240-4668/2	UXX2316.D	06/14/2011	11:47
	STD8260 240-4668/3	UXX2317.D	06/14/2011	12:09
	STD8260 240-4668/4	UXX2318.D	06/14/2011	12:30
	STD8260 240-4668/5	UXX2319.D	06/14/2011	12:52
	STD8260 240-4668/6	UXX2320.D	06/14/2011	13:13
	STD8260 240-4668/7	UXX2321.D	06/14/2011	13:34
	STD1 240-4668/8	UXX2322.D	06/14/2011	13:56
	STD2 240-4668/9	UXX2323.D	06/14/2011	14:18
	STD3 240-4668/10	UXX2324.D	06/14/2011	14:39
	STD4 240-4668/11	UXX2325.D	06/14/2011	15:01
	STD5 240-4668/12	UXX2326.D	06/14/2011	15:22
	STD6 240-4668/13	UXX2327.D	06/14/2011	15:43
	ICV 240-4668/14	UXX2328.D	06/14/2011	16:06

FORM VI
GC/MS VOA INITIAL CALIBRATION DATA
INTERNAL STANDARD CURVE EVALUTION

Lab Name: TestAmerica North Canton Job No.: 240-979-1 Analy Batch No.: 4668

SDG No.:

Instrument ID: A3UX10 GC Column: DB-624 ID: 0.18(mm) Heated Purge: (Y/N) N

Calibration Start Date: 06/14/2011 11:47 Calibration End Date: 06/14/2011 13:34 Calibration ID: 1489

Calibration Files:

LEVEL:	LAB SAMPLE ID:	LAB FILE ID:
Level 1	STD8260 240-4668/7	UXX2321.D
Level 2	STD8260 240-4668/6	UXX2320.D
Level 3	STD8260 240-4668/5	UXX2319.D
Level 4	STD8260 240-4668/4	UXX2318.D
Level 5	STD8260 240-4668/3	UXX2317.D
Level 6	STD8260 240-4668/2	UXX2316.D

ANALYTE	RRF					CURVE TYPE	COEFFICIENT			#	MIN RRF	%RSD	#	MAX %RSD	R^2 OR COD	#	MIN R^2 OR COD
	LVL 1 LVL 6	LVL 2	LVL 3	LVL 4	LVL 5		B	M1	M2								
Dichlorodifluoromethane	0.1892 0.1967	0.1818	0.1897	0.1870	0.1843	Ave		0.1881				2.7		15.0			
Chloromethane	0.3373 0.2726	0.3035	0.3055	0.2976	0.2919	Ave		0.3014			0.1000	7.0		15.0			
Vinyl chloride	0.3112 0.2841	0.2964	0.2999	0.2991	0.3044	Ave		0.2992				3.0		15.0			
Bromomethane	0.1220 0.0994	0.1014	0.1084	0.0836	0.0886	Ave		0.1005				14.0		15.0			
Chloroethane	0.2072 0.1669	0.1774	0.1787	0.1681	0.1757	Ave		0.1790				8.2		15.0			
Trichlorofluoromethane	0.1643 0.1658	0.1374	0.1488	0.1292	0.1369	Ave		0.1470				10.0		15.0			
Acrolein ✗	0.0287 0.0330	0.0306	0.0321	0.0331	0.0349	Ave		0.0321				6.7		15.0			
1,1-Dichloroethene	0.2123 0.2197	0.2153	0.2222	0.2241	0.2266	Ave		0.2200				2.5		15.0			
Acetone	0.1217 0.0687	0.0969	0.0854	0.0774	0.0774	Lin1	0.1135	0.0702							0.9970		0.9900
1,1,2-Trichloro-1,2,2-trichfluoroethane	0.1472 0.1559	0.1372	0.1478	0.1318	0.1362	Ave		0.1427				6.3		15.0			
Iodomethane	0.3278 0.3023	0.3340	0.3366	0.3217	0.3213	Ave		0.3239				3.8		15.0			
Carbon disulfide	0.6046 0.6654	0.6194	0.6465	0.6442	0.6538	Ave		0.6390				3.5		15.0			
Acetonitrile	0.0338 0.0311	0.0339	0.0328	0.0319	0.0333	Ave		0.0328				3.4		15.0			
Methyl acetate	0.1862 0.1769	0.1927	0.1827	0.1830	0.1921	Ave		0.1856				3.3		15.0			
Methylene Chloride	0.7151 0.2539	0.4695	0.3436	0.3047	0.2825	Lin1	0.4667	0.2490							0.9990		0.9900

Note: The m1 coefficient is the same as Ave RRF for an Ave curve type.

FORM VI
GC/MS VOA INITIAL CALIBRATION DATA
INTERNAL STANDARD CURVE EVALUTION

Lab Name: TestAmerica North Canton Job No.: 240-979-1 Analy Batch No.: 4668

SDG No.:

Instrument ID: A3UX10 GC Column: DB-624 ID: 0.18(mm) Heated Purge: (Y/N) N

Calibration Start Date: 06/14/2011 11:47 Calibration End Date: 06/14/2011 13:34 Calibration ID: 1489

ANALYTE	RRF					CURVE TYPE	COEFFICIENT			#	MIN RRF	%RSD	#	MAX %RSD	R^2 OR COD	#	MIN R^2 OR COD
	LVL 1	LVL 2	LVL 3	LVL 4	LVL 5		B	M1	M2								
	LVL 6																
tert-Butyl alcohol	0.0146	0.0153	0.0145	0.0150	0.0155	Ave		0.0148				3.4		15.0			
	0.0141																
Acrylonitrile	0.0908	0.0896	0.0938	0.0941	0.0973	Ave		0.0928				3.0		15.0			
	0.0914																
Methyl tert-butyl ether	0.5757	0.5953	0.6046	0.6389	0.6661	Ave		0.6176				5.3		15.0			
	0.6248																
trans-1,2-Dichloroethene	0.2428	0.2517	0.2549	0.2596	0.2596	Ave		0.2518				3.1		15.0			
	0.2420																
Hexane	0.0390	0.0500	0.0495	0.0492	0.0512	Ave		0.0491				11.0		15.0			
	0.0558																
1,1-Dichloroethane	0.4290	0.4440	0.4433	0.4503	0.4592	Ave		0.4417			0.1000	3.0		15.0			
	0.4242																
Vinyl acetate	0.0179	0.0185	0.0234	0.0260	0.0290	Lin1	-0.016	0.0290							0.9980		0.9900
	0.0289																
2-Butanone	0.0997	0.0925	0.0885	0.0863	0.0874	Ave		0.0894				6.8		15.0			
	0.0820																
cis-1,2-Dichloroethene	0.2471	0.2568	0.2630	0.2659	0.2720	Ave		0.2596				3.5		15.0			
	0.2529																
2,2-Dichloropropane	0.1797	0.1938	0.2013	0.2087	0.2168	Ave		0.2009				6.4		15.0			
	0.2049																
Bromochloromethane	0.1220	0.1267	0.1212	0.1253	0.1273	Ave		0.1233				3.0		15.0			
	0.1176																
Tetrahydrofuran	0.0802	0.0692	0.0597	0.0617	0.0602	Ave		0.0647				13.0		15.0			
	0.0573																
Chloroform	0.4270	0.4229	0.4281	0.4319	0.4373	Ave		0.4253				2.7		15.0			
	0.4043																
1,1,1-Trichloroethane	0.2790	0.2793	0.2929	0.2969	0.3021	Ave		0.2895				3.3		15.0			
	0.2867																
Cyclohexane	0.3385	0.3650	0.3892	0.4064	0.4191	Ave		0.3927				9.3		15.0			
	0.4381																
1,1-Dichloropropene	0.2741	0.2874	0.3024	0.3121	0.3192	Ave		0.3009				5.7		15.0			
	0.3104																
Carbon tetrachloride	0.1713	0.1744	0.1984	0.2092	0.2233	Ave		0.2013				12.0		15.0			
	0.2310																
1,2-Dichloroethane	0.3115	0.3249	0.3175	0.3210	0.3267	Ave		0.3181				2.4		15.0			
	0.3071																
Benzene	0.9813	0.9798	0.9580	0.9851	0.9991	Ave		0.9751				1.9		15.0			
	0.9473																
Trichloroethene	0.2247	0.2281	0.2244	0.2285	0.2293	Ave		0.2257				1.6		15.0			
	0.2195																

Note: The m1 coefficient is the same as Ave RRF for an Ave curve type.

FORM VI
GC/MS VOA INITIAL CALIBRATION DATA
INTERNAL STANDARD CURVE EVALUTION

Lab Name: TestAmerica North Canton Job No.: 240-979-1 Analy Batch No.: 4668

SDG No.:

Instrument ID: A3UX10 GC Column: DB-624 ID: 0.18(mm) Heated Purge: (Y/N) N

Calibration Start Date: 06/14/2011 11:47 Calibration End Date: 06/14/2011 13:34 Calibration ID: 1489

ANALYTE	RRF					CURVE TYPE	COEFFICIENT			#	MIN RRF	%RSD	#	MAX %RSD	R^2 OR COD	#	MIN R^2 OR COD
	LVL 1	LVL 2	LVL 3	LVL 4	LVL 5		B	M1	M2								
	LVL 6																
1,2-Dichloropropane	0.2131	0.2186	0.2207	0.2281	0.2306	Ave		0.2220				2.9		15.0			
	0.2207																
Methylcyclohexane	0.3048	0.3352	0.3712	0.3832	0.4042	Ave		0.3726				13.0		15.0			
	0.4370																
Dibromomethane	0.1229	0.1324	0.1268	0.1305	0.1305	Ave		0.1280				2.9		15.0			
	0.1248																
1,4-Dioxane	0.0020	0.0023	0.0023	0.0024	0.0024	Ave		0.0022				8.7		15.0			
	0.0020																
Bromodichloromethane	0.2193	0.2377	0.2413	0.2508	0.2637	Ave		0.2454				6.6		15.0			
	0.2595																
2-Chloroethyl vinyl ether	0.0801	0.0905	0.0968	0.1075	0.1158	Ave		0.1007				14.0		15.0			
	0.1136																
cis-1,3-Dichloropropene	0.2280	0.2618	0.2739	0.3029	0.3146	Ave		0.2824				12.0		15.0			
	0.3132																
4-Methyl-2-pentanone	0.1345	0.1413	0.1518	0.1628	0.1743	Ave		0.1554				10.0		15.0			
	0.1681																
Toluene	1.1665	1.2588	1.3059	1.3721	1.3777	Ave		1.2976				6.0		15.0			
	1.3048																
trans-1,3-Dichloropropene	0.2488	0.2979	0.3238	0.3606	0.3762	Ave		0.3301				15.0		15.0			
	0.3731																
Ethyl methacrylate	0.2181	0.2455	0.2796	0.3100	0.3367	Lin1	-0.146	0.3317							0.9990		0.9900
	0.3264																
1,1,2-Trichloroethane	0.2347	0.2508	0.2484	0.2596	0.2547	Ave		0.2474				4.0		15.0			
	0.2366																
1,3-Dichloropropane	0.4270	0.4472	0.4575	0.4758	0.4726	Ave		0.4548				4.0		15.0			
	0.4485																
Tetrachloroethene	0.2417	0.2513	0.2631	0.2655	0.2636	Ave		0.2559				3.8		15.0			
	0.2499																
2-Hexanone	0.1152	0.1280	0.1419	0.1520	0.1533	Ave		0.1387				11.0		15.0			
	0.1415																
Dibromochloromethane	0.1979	0.2046	0.2161	0.2378	0.2486	Ave		0.2261				10.0		15.0			
	0.2520																
1,2-Dibromoethane	0.2210	0.2384	0.2394	0.2528	0.2526	Ave		0.2403				4.9		15.0			
	0.2376																
Chlorobenzene	0.8752	0.9024	0.8821	0.9065	0.9006	Ave		0.8856			0.3000	2.5		15.0			
	0.8471																
1,1,1,2-Tetrachloroethane	0.2584	0.2768	0.2820	0.2978	0.3085	Ave		0.2868				6.3		15.0			
	0.2971																
Ethylbenzene	0.3772	0.4253	0.4450	0.4786	0.4915	Ave		0.4478				9.4		15.0			
	0.4695																

Note: The m1 coefficient is the same as Ave RRF for an Ave curve type.

FORM VI
GC/MS VOA INITIAL CALIBRATION DATA
INTERNAL STANDARD CURVE EVALUTION

Lab Name: TestAmerica North Canton Job No.: 240-979-1 Analy Batch No.: 4668

SDG No.:

Instrument ID: A3UX10 GC Column: DB-624 ID: 0.18(mm) Heated Purge: (Y/N) N

Calibration Start Date: 06/14/2011 11:47 Calibration End Date: 06/14/2011 13:34 Calibration ID: 1489

ANALYTE	RRF					CURVE TYPE	COEFFICIENT			#	MIN RRF	%RSD	#	MAX %RSD	R^2 OR COD	#	MIN R^2 OR COD
	LVL 1 LVL 6	LVL 2	LVL 3	LVL 4	LVL 5		B	M1	M2								
m-Xylene & p-Xylene	0.4563 0.6068	0.5473	0.5908	0.6225	0.6354	Ave		0.5765				12.0		15.0			
o-Xylene	0.4519 0.6123	0.5233	0.5720	0.6245	0.6446	Ave		0.5714				13.0		15.0			
Styrene	0.6925 1.0020	0.8309	0.9178	1.0100	1.0502	Ave		0.9172				15.0		15.0			
Bromoform	0.1116 0.1595	0.1317	0.1294	0.1467	0.1590	Ave		0.1396			0.1000	13.0		15.0			
Isopropylbenzene	1.1084 1.6116	1.2887	1.4465	1.5712	1.6704	Ave		1.4495				15.0		15.0			
1,1,2,2-Tetrachloroethane	0.5452 0.5312	0.5636	0.5509	0.5713	0.5662	Ave		0.5547			0.3000	2.7		15.0			
Bromobenzene	0.5229 0.5578	0.5611	0.5787	0.5882	0.5909	Ave		0.5666				4.5		15.0			
1,2,3-Trichloropropane	0.1751 0.1670	0.1811	0.1787	0.1771	0.1775	Ave		0.1761				2.8		15.0			
trans-1,4-Dichloro-2-butene	0.1235 0.1483	0.1353	0.1321	0.1439	0.1484	Ave		0.1386				7.2		15.0			
n-Propylbenzene	0.4578 0.6438	0.5573	0.6219	0.6585	0.6656	Ave		0.6008				13.0		15.0			
2-Chlorotoluene	0.4781 0.5601	0.5240	0.5690	0.5900	0.5912	Ave		0.5521				7.9		15.0			
1,3,5-Trimethylbenzene	1.3894 2.0809	1.7312	1.9607	2.0982	2.1629	Ave		1.9039				15.0		15.0			
4-Chlorotoluene	0.5018 0.5827	0.5691	0.6093	0.6219	0.6180	Ave		0.5838				7.7		15.0			
tert-Butylbenzene	1.1929 1.8077	1.4422	1.6181	1.7660	2.0819	Lin1	-0.814	1.9059							0.9940		0.9900
1,2,4-Trimethylbenzene	1.4761 2.1145	1.8321	2.0584	2.1723	2.2655	Ave		1.9865				15.0		15.0			
sec-Butylbenzene	1.7529 2.6066	2.1456	2.3874	2.5313	2.6744	Ave		2.3497				15.0		15.0			
1,3-Dichlorobenzene	1.1569 1.1565	1.2360	1.2224	1.2360	1.2579	Ave		1.2109				3.6		15.0			
p-Isopropyltoluene	1.4796 2.2465	1.8209	2.0670	2.2171	2.3396	Lin1	-0.874	2.3016							0.9990		0.9900
1,4-Dichlorobenzene	1.2935 1.2167	1.3335	1.2881	1.3251	1.3134	Ave		1.2950				3.3		15.0			
n-Butylbenzene	1.3675 1.9918	1.6270	1.7815	1.9578	2.0763	Ave		1.8003				15.0		15.0			

Note: The m1 coefficient is the same as Ave RRF for an Ave curve type.

FORM VI
GC/MS VOA INITIAL CALIBRATION DATA
INTERNAL STANDARD CURVE EVALUTION

Lab Name: TestAmerica North Canton Job No.: 240-979-1 Analy Batch No.: 4668

SDG No.:

Instrument ID: A3UX10 GC Column: DB-624 ID: 0.18(mm) Heated Purge: (Y/N) N

Calibration Start Date: 06/14/2011 11:47 Calibration End Date: 06/14/2011 13:34 Calibration ID: 1489

ANALYTE	RRF					CURVE TYPE	COEFFICIENT			#	MIN RRF	%RSD	#	MAX %RSD	R^2 OR COD	#	MIN R^2 OR COD
	LVL 1 LVL 6	LVL 2	LVL 3	LVL 4	LVL 5		B	M1	M2								
1,2-Dichlorobenzene	1.1387 1.1438	1.2472	1.2354	1.2437	1.2577	Ave		1.2111				4.5		15.0			
1,2-Dibromo-3-Chloropropane	0.0746 0.0914	0.0788	0.0838	0.0869	0.0985	Ave		0.0857				10.0		15.0			
1,3,5-Trichlorobenzene	0.8485 0.8452	0.8931	0.8738	0.8933	0.9403	Ave		0.8824				4.0		15.0			
1,2,4-Trichlorobenzene	0.7049 0.7600	0.7723	0.7549	0.7846	0.8472	Ave		0.7707				6.0		15.0			
Hexachlorobutadiene	0.3520 0.3214	0.3563	0.3468	0.3404	0.3462	Ave		0.3439				3.6		15.0			
Naphthalene	1.2084 1.7286	1.4463	1.5843	1.8064	2.0327	Lin1	-0.675	1.8453							0.9930		0.9900
1,2,3-Trichlorobenzene	0.6867 0.6757	0.7825	0.7576	0.7795	0.8084	Ave		0.7484				7.3		15.0			
Dibromofluoromethane (Surr)	0.1923 0.1966	0.2047	0.2041	0.2055	0.2060	Ave		0.2016				2.8		15.0			
1,2-Dichloroethane-d4 (Surr)	0.2656 0.2572	0.2743	0.2569	0.2649	0.2696	Ave		0.2647				2.6		15.0			
Toluene-d8 (Surr)	0.9717 1.0700	0.9841	1.0809	1.1112	1.1016	Ave		1.0532				5.7		15.0			
4-Bromofluorobenzene (Surr)	0.3777 0.4149	0.3867	0.4164	0.4466	0.4366	Ave		0.4131				6.5		15.0			

Note: The m1 coefficient is the same as Ave RRF for an Ave curve type.

FORM VI
GC/MS VOA INITIAL CALIBRATION DATA
INTERNAL STANDARD CURVE EVALUTION

Lab Name: TestAmerica North Canton Job No.: 240-979-1 Analy Batch No.: 4668

SDG No.:

Instrument ID: A3UX10 GC Column: DB-624 ID: 0.18(mm) Heated Purge: (Y/N) N

Calibration Start Date: 06/14/2011 13:56 Calibration End Date: 06/14/2011 15:43 Calibration ID: 1491

Calibration Files:

LEVEL:	LAB SAMPLE ID:	LAB FILE ID:
Level 1	STD6 240-4668/13	UXX2327.D
Level 2	STD5 240-4668/12	UXX2326.D
Level 3	STD4 240-4668/11	UXX2325.D
Level 4	STD3 240-4668/10	UXX2324.D
Level 5	STD2 240-4668/9	UXX2323.D
Level 6	STD1 240-4668/8	UXX2322.D

ANALYTE	RRF					CURVE TYPE	COEFFICIENT			#	MIN RRF	%RSD	#	MAX %RSD	R^2 OR COD	#	MIN R^2 OR COD
	LVL 1 LVL 6	LVL 2	LVL 3	LVL 4	LVL 5		B	M1	M2								
Dichlorofluoromethane	0.3668 0.3592	0.3661	0.3879	0.3803	0.3654	Ave		0.3710				2.9		15.0			
Ethyl ether	0.2199 0.2027	0.2087	0.2070	0.2037	0.2020	Ave		0.2073				3.2		15.0			
3-Chloro-1-propene	0.0994 0.1243	0.1025	0.1063	0.1170	0.1201	Ave		0.1116				9.2		15.0			
Diisopropyl ether	0.1676 0.2124	0.1789	0.1894	0.2027	0.2064	Ave		0.1929				9.0		15.0			
2-Chloro-1,3-butadiene	0.3192 0.3652	0.3254	0.3406	0.3582	0.3637	Ave		0.3454				5.8		15.0			
Ethyl-t-butyl ether (ETBE)	0.4964 0.6420	0.5306	0.5488	0.5909	0.6190	Ave		0.5713				9.7		15.0			
Propionitrile	0.0302 0.0312	0.0315	0.0326	0.0304	0.0312	Ave		0.0312				2.7		15.0			
Ethyl acetate	0.1886 0.1675	0.1837	0.1606	0.1653	0.1555	Ave		0.1702				7.7		15.0			
Methacrylonitrile	0.1147 0.1218	0.1172	0.1300	0.1262	0.1194	Ave		0.1216				4.7		15.0			
Isobutyl alcohol	0.0095 0.0095	0.0107	0.0105	0.0095	0.0092	Ave		0.0098				6.3		15.0			
Tert-amyl-methyl ether (TAME)	0.3921 0.5421	0.4181	0.4484	0.4906	0.5133	Ave		0.4674				12.0		15.0			
n-Heptane	0.0386 0.0480	0.0422	0.0458	0.0472	0.0457	Ave		0.0446				7.9		15.0			
n-Butanol	0.0056 0.0073	0.0068	0.0072	0.0069	0.0071	Ave		0.0068				9.2		15.0			
Methyl methacrylate	0.1249 0.1522	0.1372	0.1392	0.1327	0.1403	Ave		0.1377				6.6		15.0			
2-Nitropropane	0.0306 0.0376	0.0311	0.0292	0.0309	0.0324	Ave		0.0320				9.2		15.0			

Note: The m1 coefficient is the same as Ave RRF for an Ave curve type.

FORM VI
GC/MS VOA INITIAL CALIBRATION DATA
INTERNAL STANDARD CURVE EVALUTION

Lab Name: TestAmerica North Canton Job No.: 240-979-1 Analy Batch No.: 4668

SDG No.:

Instrument ID: A3UX10 GC Column: DB-624 ID: 0.18(mm) Heated Purge: (Y/N) N

Calibration Start Date: 06/14/2011 13:56 Calibration End Date: 06/14/2011 15:43 Calibration ID: 1491

ANALYTE	RRF					CURVE TYPE	COEFFICIENT			#	MIN RRF	%RSD	#	MAX %RSD	R^2 OR COD	#	MIN R^2 OR COD
	LVL 1 LVL 6	LVL 2	LVL 3	LVL 4	LVL 5		B	M1	M2								
n-Butyl acetate	0.0911 0.1678	0.1020	0.1212	0.1273	0.1538	Lin1	-0.222	0.1619							0.9920		0.9900
Cyclohexanone	0.0391 0.0576	0.0448	0.0545	0.0547	0.0590	Ave		0.0516				15.0		15.0			
1,2,3-Trimethylbenzene	1.6069 2.5260	1.7155	1.9492	2.2905	2.4281	Lin1	-1.338	2.5041							0.9980		0.9900
2-Methylnaphthalene	0.5337 0.9727	0.6470	0.9302	1.1148	1.2672	Qua	-4.037	1.5847	-0.007						0.9960		0.9900

Note: The m1 coefficient is the same as Ave RRF for an Ave curve type.

FORM VII
GC/MS VOA CONTINUING CALIBRATION DATA

Lab Name: TestAmerica North Canton Job No.: 240-979-1

SDG No.:

Lab Sample ID: ICV 240-4668/14 Calibration Date: 06/14/2011 16:06

Instrument ID: A3UX10 Calib Start Date: 06/14/2011 11:47

GC Column: DB-624 ID: 0.18(mm) Calib End Date: 06/14/2011 13:34

Lab File ID: UXX2328.D Conc. Units: ng/uL Heated Purge: (Y/N) N

ANALYTE	CURVE TYPE	AVE RRF	RRF	MIN RRF	CALC AMOUNT	SPIKE AMOUNT	%D	MAX %D
Dichlorodifluoromethane	Ave	0.1881	0.2061		0.0110	0.0100	9.6	50.0
Chloromethane	Ave	0.3014	0.2864	0.1000	0.00950	0.0100	-5.0	50.0
Vinyl chloride	Ave	0.2992	0.2856		0.00955	0.0100	-4.5	20.0
Bromomethane	Ave	0.1005	0.0858		0.00853	0.0100	-14.7	50.0
Chloroethane	Ave	0.1790	0.1542		0.00861	0.0100	-13.9	50.0
Trichlorofluoromethane	Ave	0.1470	0.1857		0.0126	0.0100	26.3	50.0
1,1-Dichloroethene	Ave	0.2200	0.2161		0.00982	0.0100	-1.8	20.0
Acetone	Lin1		0.0871		0.0232	0.0200	16.0	50.0
1,1,2-Trichloro-1,2,2-trichfluoroethane	Ave	0.1427	0.1571		0.0110	0.0100	10.1	50.0
Iodomethane	Ave	0.3239	0.3266		0.0101	0.0100	0.8	50.0
Carbon disulfide	Ave	0.6390	0.6198		0.00970	0.0100	-3.0	50.0
Methyl acetate	Ave	0.1856	0.1879		0.0101	0.0100	1.2	50.0
Methylene Chloride	Lin1		0.2895		0.00975	0.0100	-2.5	50.0
tert-Butyl alcohol	Ave	0.0148	0.0155		0.209	0.200	4.4	50.0
Methyl tert-butyl ether	Ave	0.6176	0.5666		0.00918	0.0100	-8.2	50.0
trans-1,2-Dichloroethene	Ave	0.2518	0.2354		0.00935	0.0100	-6.5	50.0
Hexane	Ave	0.0491	0.0595		0.0121	0.0100	21.2*	20.0
1,1-Dichloroethane	Ave	0.4417	0.4274	0.1000	0.00968	0.0100	-3.2	50.0
Vinyl acetate	Lin1		0.0415		0.0149	0.0100	49.0	50.0
2-Butanone	Ave	0.0894	0.0945		0.0211	0.0200	5.7	50.0
cis-1,2-Dichloroethene	Ave	0.2596	0.2428		0.00935	0.0100	-6.5	50.0
2,2-Dichloropropane	Ave	0.2009	0.1940		0.00966	0.0100	-3.4	50.0
Bromochloromethane	Ave	0.1233	0.1181		0.00958	0.0100	-4.2	50.0
Tetrahydrofuran	Ave	0.0647	0.0654		0.0101	0.0100	1.0	50.0
Chloroform	Ave	0.4253	0.4087		0.00961	0.0100	-3.9	20.0
1,1,1-Trichloroethane	Ave	0.2895	0.2720		0.00939	0.0100	-6.1	50.0
Cyclohexane	Ave	0.3927	0.3872		0.00986	0.0100	-1.4	50.0
1,1-Dichloropropene	Ave	0.3009	0.3200		0.0106	0.0100	6.3	50.0
Carbon tetrachloride	Ave	0.2013	0.2147		0.0107	0.0100	6.7	50.0
1,2-Dichloroethane	Ave	0.3181	0.3182		0.0100	0.0100	0.0	50.0
Benzene	Ave	0.9751	0.9562		0.00981	0.0100	-1.9	50.0
Trichloroethene	Ave	0.2257	0.2214		0.00981	0.0100	-1.9	50.0
1,2-Dichloropropane	Ave	0.2220	0.2221		0.0100	0.0100	0.0	20.0
Methylcyclohexane	Ave	0.3726	0.3818		0.0102	0.0100	2.5	50.0
Dibromomethane	Ave	0.1280	0.1298		0.0101	0.0100	1.4	50.0
Bromodichloromethane	Ave	0.2454	0.2456		0.0100	0.0100	0.0	50.0
2-Chloroethyl vinyl ether	Ave	0.1007	0.1090		0.0108	0.0100	8.2	50.0
cis-1,3-Dichloropropene	Ave	0.2824	0.2789		0.00988	0.0100	-1.2	50.0
4-Methyl-2-pentanone	Ave	0.1554	0.1776		0.0229	0.0200	14.3	50.0
Toluene	Ave	1.298	1.388		0.0107	0.0100	6.9	20.0

ND samples

FORM VII
GC/MS VOA CONTINUING CALIBRATION DATA

Lab Name: TestAmerica North Canton Job No.: 240-979-1

SDG No.:

Lab Sample ID: ICV 240-4668/14 Calibration Date: 06/14/2011 16:06

Instrument ID: A3UX10 Calib Start Date: 06/14/2011 11:47

GC Column: DB-624 ID: 0.18(mm) Calib End Date: 06/14/2011 13:34

Lab File ID: UXX2328.D Conc. Units: ng/uL Heated Purge: (Y/N) N

ANALYTE	CURVE TYPE	AVE RRF	RRF	MIN RRF	CALC AMOUNT	SPIKE AMOUNT	%D	MAX %D
trans-1,3-Dichloropropene	Ave	0.3301	0.3547		0.0107	0.0100	7.5	50.0
1,1,2-Trichloroethane	Ave	0.2474	0.2609		0.0105	0.0100	5.5	50.0
1,3-Dichloropropane	Ave	0.4548	0.4907		0.0108	0.0100	7.9	50.0
Tetrachloroethene	Ave	0.2559	0.2657		0.0104	0.0100	3.8	50.0
2-Hexanone	Ave	0.1387	0.1667		0.0240	0.0200	20.2	50.0
Dibromochloromethane	Ave	0.2261	0.2356		0.0104	0.0100	4.2	50.0
1,2-Dibromoethane	Ave	0.2403	0.2503		0.0104	0.0100	4.2	50.0
Chlorobenzene	Ave	0.8856	0.8944	0.3000	0.0101	0.0100	1.0	50.0
1,1,1,2-Tetrachloroethane	Ave	0.2868	0.2795		0.00975	0.0100	-2.5	50.0
Ethylbenzene	Ave	0.4478	0.4758		0.0106	0.0100	6.2	20.0
m-Xylene & p-Xylene	Ave	0.5765	0.6136		0.0213	0.0200	6.4	50.0
o-Xylene	Ave	0.5714	0.5954		0.0104	0.0100	4.2	50.0
Styrene	Ave	0.9172	0.9892		0.0108	0.0100	7.9	50.0
Bromoform	Ave	0.1396	0.1412	0.1000	0.0101	0.0100	1.1	50.0
Isopropylbenzene	Ave	1.449	1.482		0.0102	0.0100	2.2	50.0
1,1,2,2-Tetrachloroethane	Ave	0.5547	0.5900	0.3000	0.0106	0.0100	6.3	50.0
Bromobenzene	Ave	0.5666	0.5967		0.0105	0.0100	5.3	50.0
1,2,3-Trichloropropane	Ave	0.1761	0.1928		0.0110	0.0100	9.5	50.0
trans-1,4-Dichloro-2-butene	Ave	0.1386	0.1675		0.0242	0.0200	20.9	50.0
n-Propylbenzene	Ave	0.6008	0.6977		0.0116	0.0100	16.1	50.0
2-Chlorotoluene	Ave	0.5521	0.5857		0.0106	0.0100	6.1	50.0
1,3,5-Trimethylbenzene	Ave	1.904	2.059		0.0108	0.0100	8.1	50.0
4-Chlorotoluene	Ave	0.5838	0.6285		0.0108	0.0100	7.6	50.0
tert-Butylbenzene	Lin1		1.728		0.00950	0.0100	-5.0	50.0
1,2,4-Trimethylbenzene	Ave	1.986	2.187		0.0110	0.0100	10.1	50.0
sec-Butylbenzene	Ave	2.350	2.504		0.0107	0.0100	6.6	50.0
1,3-Dichlorobenzene	Ave	1.211	1.209		0.00998	0.0100	-0.2	50.0
p-Isopropyltoluene	Lin1		2.256		0.0102	0.0100	2.0	50.0
1,4-Dichlorobenzene	Ave	1.295	1.266		0.00978	0.0100	-2.2	50.0
n-Butylbenzene	Ave	1.800	1.911		0.0106	0.0100	6.1	50.0
1,2-Dichlorobenzene	Ave	1.211	1.197		0.00988	0.0100	-1.2	50.0
1,2-Dibromo-3-Chloropropane	Ave	0.0857	0.0821		0.00958	0.0100	-4.2	50.0
1,2,4-Trichlorobenzene	Ave	0.7707	0.6673		0.00866	0.0100	-13.4	50.0
Hexachlorobutadiene	Ave	0.3439	0.3000		0.00872	0.0100	-12.8	50.0
Naphthalene	Lin1		1.495		0.00847	0.0100	-15.3	50.0
1,2,3-Trichlorobenzene	Ave	0.7484	0.6707		0.00896	0.0100	-10.4	50.0
Dibromofluoromethane (Surr)	Ave	0.2016	0.1731		0.0103	0.0120	-14.1	50.0
1,2-Dichloroethane-d4 (Surr)	Ave	0.2647	0.2388		0.0109	0.0120	-9.8	50.0
Toluene-d8 (Surr)	Ave	1.053	1.018		0.0116	0.0120	-3.4	50.0
4-Bromofluorobenzene (Surr)	Ave	0.4131	0.4109		0.0120	0.0120	-0.5	50.0

FORM VII
GC/MS VOA CONTINUING CALIBRATION DATA

Lab Name: TestAmerica North Canton Job No.: 240-979-1

SDG No.:

Lab Sample ID: ICV 240-4668/14 Calibration Date: 06/14/2011 16:06

Instrument ID: A3UX10 Calib Start Date: 06/14/2011 13:56

GC Column: DB-624 ID: 0.18(mm) Calib End Date: 06/14/2011 15:43

Lab File ID: UXX2328.D Conc. Units: ng/uL Heated Purge: (Y/N) N

ANALYTE	CURVE TYPE	AVE RRF	RRF	MIN RRF	CALC AMOUNT	SPIKE AMOUNT	%D	MAX %D
Ethyl ether	Ave	0.2073	0.2150		0.0104	0.0100	3.7	50.0
Diisopropyl ether	Ave	0.1929	0.1948		0.0101	0.0100	1.0	50.0
Isobutyl alcohol	Ave	0.0098	0.0111		0.565	0.500	13.0	50.0
Cyclohexanone	Ave	0.0516	0.0145		0.0563	0.200	-71.9*	50.0
1,2,3-Trimethylbenzene	Lin1		2.198		0.00931	0.0100	-6.9	50.0

FORM V
GC/MS VOA INSTRUMENT PERFORMANCE CHECK
BROMOFLUOROBENZENE (BFB)

Lab Name: TestAmerica North Canton Job No.: 240-979-1

SDG No.:

Lab File ID: BFB4175.D BFB Injection Date: 06/21/2011

Instrument ID: A3UX10 BFB Injection Time: 22:19

Analysis Batch No.: 5551

M/E	ION ABUNDANCE CRITERIA	% RELATIVE ABUNDANCE	
50	15.0 - 40.0 % of mass 95	19.1	
75	30.0 - 60.0 % of mass 95	50.4	
95	Base Peak, 100% relative abundance	100.0	
96	5.0 - 9.0 % of mass 95	6.6	
173	Less than 2.0 % of mass 174	0.1	(0.1)1
174	50.0 - 120.00 % of mass 95	83.4	
175	5.0 - 9.0 % of mass 174	6.1	(7.3)1
176	95.0 - 101.0 % of mass 174	80.4	(96.4)1
177	5.0 - 9.0 % of mass 176	5.4	(6.7)2

1-Value is % mass 174 2-Value is % mass 176

THIS CHECK APPLIES TO THE FOLLOWING SAMPLES, MS, MSD, BLANKS AND STANDARDS:

CLIENT SAMPLE ID	LAB SAMPLE ID	LAB FILE ID	DATE ANALYZED	TIME ANALYZED
	CCVIS 240-5551/2	UXX2501.D	06/21/2011	22:41
	CCV 240-5551/3	UXX2502.D	06/21/2011	23:03
	LCS 240-5551/4	UXX2503.D	06/21/2011	23:24
	MB 240-5551/5	UXX2504.D	06/21/2011	23:46
	240-1036-C-2 MS	UXX2515.D	06/22/2011	03:42
	240-1036-F-2 MSD	UXX2516.D	06/22/2011	04:03
TB-060911	240-979-1	UXX2524.D	06/22/2011	06:54
MW34S-060911	240-979-2	UXX2525.D	06/22/2011	07:15
MW34I-060911	240-979-3	UXX2526.D	06/22/2011	07:36

FORM VII
GC/MS VOA CONTINUING CALIBRATION DATA

Lab Name: TestAmerica North Canton Job No.: 240-979-1

SDG No.:

Lab Sample ID: CCVIS 240-5551/2 Calibration Date: 06/21/2011 22:41

Instrument ID: A3UX10 Calib Start Date: 06/14/2011 11:47

GC Column: DB-624 ID: 0.18(mm) Calib End Date: 06/14/2011 13:34

Lab File ID: UXX2501.D Conc. Units: ng/uL Heated Purge: (Y/N) N

ANALYTE	CURVE TYPE	AVE RRF	RRF	MIN RRF	CALC AMOUNT	SPIKE AMOUNT	%D	MAX %D
Dichlorodifluoromethane	Ave	0.1881	0.2225		0.0118	0.0100	18.3	50.0
Chloromethane	Ave	0.3014	0.3389	0.1000	0.0112	0.0100	12.4	50.0
Vinyl chloride	Ave	0.2992	0.2912		0.00973	0.0100	-2.7	20.0
Bromomethane	Ave	0.1005	0.0820		0.00816	0.0100	-18.4	50.0
Chloroethane	Ave	0.1790	0.1604		0.00896	0.0100	-10.4	50.0
Trichlorofluoromethane	Ave	0.1470	0.2671		0.0182	0.0100	81.6*	50.0
Acrolein	Ave	0.0321	0.0370		0.116	0.100	15.6	50.0
1,1-Dichloroethene	Ave	0.2200	0.2197		0.00998	0.0100	-0.2	20.0
Acetone	Lin1		0.0854		0.0227	0.0200	13.5	50.0
1,1,2-Trichloro-1,2,2-trichfluoroethane	Ave	0.1427	0.1627		0.0114	0.0100	14.0	50.0
Iodomethane	Ave	0.3239	0.2771		0.00855	0.0100	-14.5	50.0
Carbon disulfide	Ave	0.6390	0.6027		0.00943	0.0100	-5.7	50.0
Acetonitrile	Ave	0.0328	0.0299		0.0911	0.100	-8.9	50.0
Methyl acetate	Ave	0.1856	0.1885		0.0203	0.0200	1.5	50.0
Methylene Chloride	Lin1		0.2870		0.00965	0.0100	-3.5	50.0
tert-Butyl alcohol	Ave	0.0148	0.0159		0.214	0.200	6.8	50.0
Acrylonitrile	Ave	0.0928	0.0994		0.0214	0.0200	7.1	50.0
Methyl tert-butyl ether	Ave	0.6176	0.6211		0.0101	0.0100	0.6	50.0
trans-1,2-Dichloroethene	Ave	0.2518	0.2408		0.00956	0.0100	-4.4	50.0
Hexane	Ave	0.0491	0.0496		0.0101	0.0100	1.0	20.0
1,1-Dichloroethane	Ave	0.4417	0.4305	0.1000	0.00975	0.0100	-2.5	50.0
Vinyl acetate	Lin1		0.0331		0.0120	0.0100	20.0	50.0
2-Butanone	Ave	0.0894	0.1022		0.0229	0.0200	14.3	50.0
cis-1,2-Dichloroethene	Ave	0.2596	0.2516		0.00969	0.0100	-3.1	50.0
2,2-Dichloropropane	Ave	0.2009	0.1608		0.00801	0.0100	-19.9	50.0
Bromochloromethane	Ave	0.1233	0.1254		0.0102	0.0100	1.6	50.0
Chloroform	Ave	0.4253	0.4104		0.00965	0.0100	-3.5	20.0
Tetrahydrofuran	Ave	0.0647	0.0617		0.00954	0.0100	-4.6	50.0
1,1,1-Trichloroethane	Ave	0.2895	0.2743		0.00947	0.0100	-5.3	50.0
Cyclohexane	Ave	0.3927	0.3507		0.00893	0.0100	-10.7	50.0
1,1-Dichloropropene	Ave	0.3009	0.3016		0.0100	0.0100	0.2	50.0
Carbon tetrachloride	Ave	0.2013	0.2492		0.0124	0.0100	23.8*	50.0
1,2-Dichloroethane	Ave	0.3181	0.3383		0.0106	0.0100	6.4	50.0
Benzene	Ave	0.9751	0.9747		0.0100	0.0100	-0.0	50.0
Trichloroethene	Ave	0.2257	0.2332		0.0103	0.0100	3.3	50.0
1,2-Dichloropropane	Ave	0.2220	0.2348		0.0106	0.0100	5.8	20.0
Methylcyclohexane	Ave	0.3726	0.3381		0.00907	0.0100	-9.3	50.0
1,4-Dioxane	Ave	0.0022	0.0022		0.505	0.500	1.1	50.0
Dibromomethane	Ave	0.1280	0.1388		0.0108	0.0100	8.4	50.0
Bromodichloromethane	Ave	0.2454	0.2738		0.0112	0.0100	11.6	50.0

FORM VII
GC/MS VOA CONTINUING CALIBRATION DATA

Lab Name: TestAmerica North Canton Job No.: 240-979-1

SDG No.:

Lab Sample ID: CCVIS 240-5551/2 Calibration Date: 06/21/2011 22:41

Instrument ID: A3UX10 Calib Start Date: 06/14/2011 11:47

GC Column: DB-624 ID: 0.18(mm) Calib End Date: 06/14/2011 13:34

Lab File ID: UXX2501.D Conc. Units: ng/uL Heated Purge: (Y/N) N

ANALYTE	CURVE TYPE	AVE RRF	RRF	MIN RRF	CALC AMOUNT	SPIKE AMOUNT	%D	MAX %D
2-Chloroethyl vinyl ether	Ave	0.1007	0.1327		0.0264	0.0200	31.8	50.0
cis-1,3-Dichloropropene	Ave	0.2824	0.3120		0.0110	0.0100	10.5	50.0
4-Methyl-2-pentanone	Ave	0.1554	0.2005		0.0258	0.0200	29.0	50.0
Toluene	Ave	1.298	1.281		0.00987	0.0100	-1.3	20.0
trans-1,3-Dichloropropene	Ave	0.3301	0.3460		0.0105	0.0100	4.8	50.0
Ethyl methacrylate	Lin1		0.3298		0.0104	0.0100	4.0	50.0
1,1,2-Trichloroethane	Ave	0.2474	0.2632		0.0106	0.0100	6.3	50.0
1,3-Dichloropropane	Ave	0.4548	0.4856		0.0107	0.0100	6.8	50.0
Tetrachloroethene	Ave	0.2559	0.2419		0.00945	0.0100	-5.5	50.0
2-Hexanone	Ave	0.1387	0.1671		0.0241	0.0200	20.5	50.0
Dibromochloromethane	Ave	0.2261	0.2445		0.0108	0.0100	8.1	50.0
1,2-Dibromoethane	Ave	0.2403	0.2551		0.0106	0.0100	6.1	50.0
Chlorobenzene	Ave	0.8856	0.8411	0.3000	0.00950	0.0100	-5.0	50.0
1,1,1,2-Tetrachloroethane	Ave	0.2868	0.2710		0.00945	0.0100	-5.5	50.0
Ethylbenzene	Ave	0.4478	0.4275		0.00955	0.0100	-4.5	20.0
m-Xylene & p-Xylene	Ave	0.5765	0.5616		0.0195	0.0200	-2.6	50.0
o-Xylene	Ave	0.5714	0.5390		0.00943	0.0100	-5.7	50.0
Styrene	Ave	0.9172	0.9128		0.00995	0.0100	-0.5	50.0
Bromoform	Ave	0.1396	0.1513	0.1000	0.0108	0.0100	8.3	50.0
Isopropylbenzene	Ave	1.449	1.296		0.00894	0.0100	-10.6	50.0
1,1,2,2-Tetrachloroethane	Ave	0.5547	0.5717	0.3000	0.0103	0.0100	3.0	50.0
Bromobenzene	Ave	0.5666	0.5629		0.00993	0.0100	-0.7	50.0
1,2,3-Trichloropropane	Ave	0.1761	0.1861		0.0106	0.0100	5.7	50.0
trans-1,4-Dichloro-2-butene	Ave	0.1386	0.1180		0.00851	0.0100	-14.9	50.0
n-Propylbenzene	Ave	0.6008	0.5862		0.00976	0.0100	-2.4	50.0
2-Chlorotoluene	Ave	0.5521	0.5328		0.00965	0.0100	-3.5	50.0
1,3,5-Trimethylbenzene	Ave	1.904	1.836		0.00964	0.0100	-3.6	50.0
4-Chlorotoluene	Ave	0.5838	0.5719		0.00980	0.0100	-2.0	50.0
tert-Butylbenzene	Lin1		1.468		0.00813	0.0100	-18.7	50.0
1,2,4-Trimethylbenzene	Ave	1.986	1.904		0.00959	0.0100	-4.1	50.0
sec-Butylbenzene	Ave	2.350	2.123		0.00904	0.0100	-9.6	50.0
1,3-Dichlorobenzene	Ave	1.211	1.110		0.00917	0.0100	-8.3	50.0
p-Isopropyltoluene	Lin1		1.840		0.00837	0.0100	-16.3	50.0
1,4-Dichlorobenzene	Ave	1.295	1.166		0.00900	0.0100	-10.0	50.0
n-Butylbenzene	Ave	1.800	1.520		0.00844	0.0100	-15.6	50.0
1,2-Dichlorobenzene	Ave	1.211	1.094		0.00904	0.0100	-9.6	50.0
1,2-Dibromo-3-Chloropropane	Ave	0.0857	0.0820		0.00957	0.0100	-4.3	50.0
1,3,5-Trichlorobenzene	Ave	0.8824	0.6502		0.00737	0.0100	-26.3	50.0
1,2,4-Trichlorobenzene	Ave	0.7707	0.5260		0.00683	0.0100	-31.7	50.0
Hexachlorobutadiene	Ave	0.3439	0.2069		0.00602	0.0100	-39.8	50.0
Naphthalene	Lin1		1.119		0.00643	0.0100	-35.7	50.0

FORM VII
GC/MS VOA CONTINUING CALIBRATION DATA

Lab Name: TestAmerica North Canton Job No.: 240-979-1

SDG No.:

Lab Sample ID: CCVIS 240-5551/2 Calibration Date: 06/21/2011 22:41

Instrument ID: A3UX10 Calib Start Date: 06/14/2011 11:47

GC Column: DB-624 ID: 0.18(mm) Calib End Date: 06/14/2011 13:34

Lab File ID: UXX2501.D Conc. Units: ng/uL Heated Purge: (Y/N) N

ANALYTE	CURVE TYPE	AVE RRF	RRF	MIN RRF	CALC AMOUNT	SPIKE AMOUNT	%D	MAX %D
1,2,3-Trichlorobenzene	Ave	0.7484	0.4698		0.00628	0.0100	-37.2	50.0
Dibromofluoromethane (Surr)	Ave	0.2016	0.1884		0.0113	0.0120	-6.5	50.0
1,2-Dichloroethane-d4 (Surr)	Ave	0.2647	0.2434		0.0111	0.0120	-8.1	50.0
Toluene-d8 (Surr)	Ave	1.053	1.003		0.0115	0.0120	-4.7	50.0
4-Bromofluorobenzene (Surr)	Ave	0.4131	0.4057		0.0118	0.0120	-1.8	50.0

FORM VII
GC/MS VOA CONTINUING CALIBRATION DATA

Lab Name: TestAmerica North Canton Job No.: 240-979-1

SDG No.:

Lab Sample ID: CCV 240-5551/3 Calibration Date: 06/21/2011 23:03

Instrument ID: A3UX10 Calib Start Date: 06/14/2011 11:47

GC Column: DB-624 ID: 0.18(mm) Calib End Date: 06/14/2011 13:34

Lab File ID: UXX2502.D Conc. Units: ng/uL Heated Purge: (Y/N) N

ANALYTE	CURVE TYPE	AVE RRF	RRF	MIN RRF	CALC AMOUNT	SPIKE AMOUNT	%D	MAX %D
Dibromofluoromethane (Surr)	Ave	0.2016	0.1794		0.0107	0.0120	-11.0	50.0
1,2-Dichloroethane-d4 (Surr)	Ave	0.2647	0.2360		0.0107	0.0120	-10.9	50.0
Toluene-d8 (Surr)	Ave	1.053	0.9742		0.0111	0.0120	-7.5	50.0
4-Bromofluorobenzene (Surr)	Ave	0.4131	0.3916		0.0114	0.0120	-5.2	50.0

FORM VII
GC/MS VOA CONTINUING CALIBRATION DATA

Lab Name: TestAmerica North Canton Job No.: 240-979-1

SDG No.:

Lab Sample ID: CCV 240-5551/3 Calibration Date: 06/21/2011 23:03

Instrument ID: A3UX10 Calib Start Date: 06/14/2011 13:56

GC Column: DB-624 ID: 0.18(mm) Calib End Date: 06/14/2011 15:43

Lab File ID: UXX2502.D Conc. Units: ng/uL Heated Purge: (Y/N) N

ANALYTE	CURVE TYPE	AVE RRF	RRF	MIN RRF	CALC AMOUNT	SPIKE AMOUNT	%D	MAX %D
Dichlorofluoromethane	Ave	0.3710	0.3522		0.00949	0.0100	-5.1	50.0
Ethyl ether	Ave	0.2073	0.2062		0.00994	0.0100	-0.6	50.0
3-Chloro-1-propene	Ave	0.1116	0.1085		0.00973	0.0100	-2.7	50.0
Diisopropyl ether	Ave	0.1929	0.2001		0.0519	0.0500	3.7	50.0
2-Chloro-1,3-butadiene	Ave	0.3454	0.3390		0.00981	0.0100	-1.9	50.0
Ethyl-t-butyl ether (ETBE)	Ave	0.5713	0.5711		0.0100	0.0100	-0.0	50.0
Ethyl acetate	Ave	0.1702	0.1777		0.0209	0.0200	4.4	50.0
Propionitrile	Ave	0.0312	0.0318		0.0204	0.0200	2.0	50.0
Methacrylonitrile	Ave	0.1216	0.1338		0.0110	0.0100	10.0	50.0
Isobutyl alcohol	Ave	0.0098	0.0092		0.188	0.200	-6.2	50.0
Tert-amyl-methyl ether (TAME)	Ave	0.4674	0.4817		0.0103	0.0100	3.1	50.0
n-Heptane	Ave	0.0446	0.0432		0.00968	0.0100	-3.2	50.0
n-Butanol	Ave	0.0068	0.0064		0.189	0.200	-5.5	50.0
Methyl methacrylate	Ave	0.1377	0.1639		0.0119	0.0100	19.0	50.0
2-Nitropropane	Ave	0.0320	0.0407		0.0254	0.0200	27.2	50.0
Cyclohexanone	Ave	0.0516	0.0177		0.0342	0.100	-65.8*	50.0
1,2,3-Trimethylbenzene	Lin1		1.925		0.00822	0.0100	-17.8	50.0
2-Methylnaphthalene	Qua		0.3496		0.00719	0.0200	-64.1*	50.0

FORM IV
GC/MS VOA METHOD BLANK SUMMARY

Lab Name: TestAmerica North Canton Job No.: 240-979-1

SDG No.:

Lab File ID: UXX2504.D Lab Sample ID: MB 240-5551/5

Matrix: Water Heated Purge:(Y/N) N

Instrument ID: A3UX10 Date Analyzed: 06/21/2011 23:46

GC Column: DB-624 ID: 0.18(mm)

THIS METHOD BLANK APPLIES TO THE FOLLOWING SAMPLES:

CLIENT SAMPLE ID	LAB SAMPLE ID	LAB FILE ID	DATE ANALYZED
	LCS 240-5551/4	UXX2503.D	06/21/2011 23:24
	240-1036-C-2 MS	UXX2515.D	06/22/2011 03:42
	240-1036-F-2 MSD	UXX2516.D	06/22/2011 04:03
TB-060911	240-979-1	UXX2524.D	06/22/2011 06:54
MW34S-060911	240-979-2	UXX2525.D	06/22/2011 07:15
MW34I-060911	240-979-3	UXX2526.D	06/22/2011 07:36

FORM I
GC/MS VOA ORGANICS ANALYSIS DATA SHEET

Lab Name: TestAmerica North Canton | Job No.: 240-979-1

SDG No.:

Client Sample ID: | Lab Sample ID: MB 240-5551/5

Matrix: Water | Lab File ID: UXX2504.D

Analysis Method: 8260B | Date Collected:

Sample wt/vol: 5(mL) | Date Analyzed: 06/21/2011 23:46

Soil Aliquot Vol: | Dilution Factor: 1

Soil Extract Vol.: | GC Column: DB-624 ID: 0.18(mm)

% Moisture: | Level: (low/med) Low

Analysis Batch No.: 5551 | Units: ug/L

CAS NO.	COMPOUND NAME	RESULT	Q	RL	MDL
67-64-1	Acetone	5.0	U	5.0	1.1
71-43-2	Benzene	1.0	U	1.0	0.13
108-86-1	Bromobenzene	1.0	U	1.0	0.13
74-97-5	Bromochloromethane	1.0	U	1.0	0.29
75-27-4	Bromodichloromethane	1.0	U	1.0	0.15
75-25-2	Bromoform	1.0	U	1.0	0.64
74-83-9	Bromomethane	1.0	U	1.0	0.41
78-93-3	2-Butanone	5.0	U	5.0	0.57
75-15-0	Carbon disulfide	1.0	U	1.0	0.13
56-23-5	Carbon tetrachloride	1.0	U	1.0	0.13
108-90-7	Chlorobenzene	1.0	U	1.0	0.15
75-00-3	Chloroethane	1.0	U	1.0	0.29
110-75-8	2-Chloroethyl vinyl ether	10	U	10	0.99
67-66-3	Chloroform	1.0	U	1.0	0.16
74-87-3	Chloromethane	1.0	U	1.0	0.30
95-49-8	2-Chlorotoluene	1.0	U	1.0	0.11
106-43-4	4-Chlorotoluene	1.0	U	1.0	0.18
156-59-2	cis-1,2-Dichloroethene	1.0	U	1.0	0.17
10061-01-5	cis-1,3-Dichloropropene	1.0	U	1.0	0.14
124-48-1	Dibromochloromethane	1.0	U	1.0	0.18
96-12-8	1,2-Dibromo-3-Chloropropane	5.0	U	5.0	0.67
106-93-4	1,2-Dibromoethane	1.0	U	1.0	0.24
74-95-3	Dibromomethane	1.0	U	1.0	0.28
95-50-1	1,2-Dichlorobenzene	1.0	U	1.0	0.13
541-73-1	1,3-Dichlorobenzene	1.0	U	1.0	0.14
106-46-7	1,4-Dichlorobenzene	1.0	U	1.0	0.13
75-71-8	Dichlorodifluoromethane	1.0	U	1.0	0.31
75-34-3	1,1-Dichloroethane	1.0	U	1.0	0.15
107-06-2	1,2-Dichloroethane	1.0	U	1.0	0.22
75-35-4	1,1-Dichloroethene	1.0	U	1.0	0.19
78-87-5	1,2-Dichloropropane	1.0	U	1.0	0.18
142-28-9	1,3-Dichloropropane	1.0	U	1.0	0.16
594-20-7	2,2-Dichloropropane	1.0	U	1.0	0.13
563-58-6	1,1-Dichloropropene	1.0	U	1.0	0.13
108-20-3	Diisopropyl ether	5.0	U	5.0	1.5
100-41-4	Ethylbenzene	1.0	U	1.0	0.17

FORM I
GC/MS VOA ORGANICS ANALYSIS DATA SHEET

Lab Name: TestAmerica North Canton Job No.: 240-979-1

SDG No.:

Client Sample ID: Lab Sample ID: MB 240-5551/5

Matrix: Water Lab File ID: UXX2504.D

Analysis Method: 8260B Date Collected:

Sample wt/vol: 5(mL) Date Analyzed: 06/21/2011 23:46

Soil Aliquot Vol: Dilution Factor: 1

Soil Extract Vol.: GC Column: DB-624 ID: 0.18(mm)

% Moisture: Level: (low/med) Low

Analysis Batch No.: 5551 Units: ug/L

CAS NO.	COMPOUND NAME	RESULT	Q	RL	MDL
637-92-3	Ethyl-t-butyl ether (ETBE)	5.0	U	5.0	0.11
87-68-3	Hexachlorobutadiene	1.0	U	1.0	0.30
591-78-6	2-Hexanone	5.0	U	5.0	0.41
98-82-8	Isopropylbenzene	1.0	U	1.0	0.13
75-09-2	Methylene Chloride	1.0	U	1.0	0.33
108-10-1	4-Methyl-2-pentanone	5.0	U	5.0	0.32
1634-04-4	Methyl tert-butyl ether	5.0	U	5.0	0.17
179601-23-1	m-Xylene & p-Xylene	2.0	U	2.0	0.24
91-20-3	Naphthalene	0.691	J	1.0	0.24
104-51-8	n-Butylbenzene	1.0	U	1.0	0.12
103-65-1	n-Propylbenzene	1.0	U	1.0	0.14
95-47-6	o-Xylene	1.0	U	1.0	0.14
99-87-6	p-Isopropyltoluene	1.0	U	1.0	0.12
135-98-8	sec-Butylbenzene	1.0	U	1.0	0.13
100-42-5	Styrene	1.0	U	1.0	0.11
994-05-8	Tert-amyl-methyl ether (TAME)	5.0	U	5.0	0.067
75-65-0	tert-Butyl alcohol	20	U	20	3.9
98-06-6	tert-Butylbenzene	1.0	U	1.0	0.13
630-20-6	1,1,1,2-Tetrachloroethane	1.0	U	1.0	0.23
79-34-5	1,1,2,2-Tetrachloroethane	1.0	U	1.0	0.18
127-18-4	Tetrachloroethene	1.0	U	1.0	0.29
108-88-3	Toluene	1.0	U	1.0	0.13
156-60-5	trans-1,2-Dichloroethene	1.0	U	1.0	0.19
10061-02-6	trans-1,3-Dichloropropene	1.0	U	1.0	0.19
87-61-6	1,2,3-Trichlorobenzene	0.349	J	1.0	0.17
120-82-1	1,2,4-Trichlorobenzene	1.0	U	1.0	0.15
71-55-6	1,1,1-Trichloroethane	1.0	U	1.0	0.22
79-01-6	Trichloroethene	1.0	U	1.0	0.17
75-69-4	Trichlorofluoromethane	1.0	U	1.0	0.21
96-18-4	1,2,3-Trichloropropane	1.0	U	1.0	0.43
76-13-1	1,1,2-Trichloro-1,2,2-trichfluoroethane	1.0	U	1.0	0.28
526-73-8	1,2,3-Trimethylbenzene	5.0	U	5.0	0.0059
95-63-6	1,2,4-Trimethylbenzene	1.0	U	1.0	0.12
108-05-4	Vinyl acetate	2.0	U	2.0	0.19
75-01-4	Vinyl chloride	1.0	U	1.0	0.22

FORM I
GC/MS VOA ORGANICS ANALYSIS DATA SHEET

Lab Name: TestAmerica North Canton Job No.: 240-979-1

SDG No.:

Client Sample ID: Lab Sample ID: MB 240-5551/5

Matrix: Water Lab File ID: UXX2504.D

Analysis Method: 8260B Date Collected:

Sample wt/vol: 5(mL) Date Analyzed: 06/21/2011 23:46

Soil Aliquot Vol: Dilution Factor: 1

Soil Extract Vol.: GC Column: DB-624 ID: 0.18(mm)

% Moisture: Level: (low/med) Low

Analysis Batch No.: 5551 Units: ug/L

CAS NO.	COMPOUND NAME	RESULT	Q	RL	MDL
1330-20-7	Xylenes, Total	2.0	U	2.0	0.28

CAS NO.	SURROGATE	%REC	Q	LIMITS
460-00-4	4-Bromofluorobenzene (Surr)	87		66-117
1868-53-7	Dibromofluoromethane (Surr)	96		75-121
17060-07-0	1,2-Dichloroethane-d4 (Surr)	96		63-129
2037-26-5	Toluene-d8 (Surr)	91		74-115

FORM I
GC/MS VOA ORGANICS ANALYSIS DATA SHEET
TENTATIVELY IDENTIFIED COMPOUNDS

Lab Name: TestAmerica North Canton Job No.: 240-979-1

SDG No.:

Client Sample ID: Lab Sample ID: MB 240-5551/5

Matrix: Water Lab File ID: UXX2504.D

Analysis Method: 8260B Date Collected:

Sample wt/vol: 5(mL) Date Analyzed: 06/21/2011 23:46

Soil Aliquot Vol: Dilution Factor: 1

Soil Extract Vol.: GC Column: DB-624 ID: 0.18(mm)

% Moisture: Level: (low/med) Low

Analysis Batch No.: 5551 Units: ug/L

Number TICs Found: 1 TIC Result Total: 2.68

CAS NO.	COMPOUND NAME	RT	RESULT	Q
	Tentatively Identified Compound		None	
91-57-6	2-Methylnaphthalene	13.56	2.68	J

FORM I-TIC 8260B

FORM III
GC/MS VOA LAB CONTROL SAMPLE RECOVERY

Lab Name: TestAmerica North Canton Job No.: 240-979-1

SDG No.:

Matrix: Water Level: Low Lab File ID: UXX2503.D

Lab ID: LCS 240-5551/4 Client ID:

COMPOUND	SPIKE ADDED (ug/L)	LCS CONCENTRATION (ug/L)	LCS % REC	QC LIMITS REC	#
Acetone	20.0	19.7	99	43-136	
Benzene	10.0	10.0	100	83-112	
Bromobenzene	10.0	10.3	103	76-115	
Bromochloromethane	10.0	9.69	97	77-120	
Bromodichloromethane	10.0	10.6	106	72-121	
Bromoform	10.0	10.2	102	40-131	
Bromomethane	10.0	11.2	112	11-185	
2-Butanone	20.0	21.2	106	60-126	
Carbon disulfide	10.0	9.86	99	62-142	
Carbon tetrachloride	10.0	12.5	125	66-128	
Chlorobenzene	10.0	9.35	94	85-110	
Chloroethane	10.0	10.1	101	25-153	
2-Chloroethyl vinyl ether	10.0	11.9	119	52-131	
Chloroform	10.0	9.82	98	79-117	
Chloromethane	10.0	9.05	91	44-126	
2-Chlorotoluene	10.0	9.88	99	76-116	
4-Chlorotoluene	10.0	9.79	98	77-115	
cis-1,2-Dichloroethene	10.0	9.60	96	80-113	
cis-1,3-Dichloropropene	10.0	10.1	101	61-115	
Dibromochloromethane	10.0	10.3	103	64-119	
1,2-Dibromo-3-Chloropropane	10.0	8.92	89	42-136	
1,2-Dibromoethane	10.0	10.4	104	79-113	
Dibromomethane	10.0	10.6	106	81-120	
1,2-Dichlorobenzene	10.0	8.65	87	81-110	
1,3-Dichlorobenzene	10.0	9.00	90	80-110	
1,4-Dichlorobenzene	10.0	8.87	89	82-110	
Dichlorodifluoromethane	10.0	8.64	86	19-129	
1,1-Dichloroethane	10.0	9.81	98	82-115	
1,2-Dichloroethane	10.0	10.5	105	71-127	
1,1-Dichloroethene	10.0	10.2	102	78-131	
1,2-Dichloropropane	10.0	10.6	106	81-115	
1,3-Dichloropropane	10.0	10.4	104	79-116	
2,2-Dichloropropane	10.0	8.16	82	50-129	
1,1-Dichloropropene	10.0	10.1	101	83-114	
Diisopropyl ether	10.0	10.5	105	77-118	
Ethylbenzene	10.0	9.50	95	83-112	
Hexachlorobutadiene	10.0	5.45	55	36-134	
2-Hexanone	20.0	23.7	119	55-133	
Isopropylbenzene	10.0	8.64	86	75-114	
Methylene Chloride	10.0	9.91	99	66-131	
4-Methyl-2-pentanone	20.0	23.9	120	63-128	
Methyl tert-butyl ether	10.0	9.63	96	52-144	

Column to be used to flag recovery and RPD values

FORM III 8260B

FORM III
GC/MS VOA LAB CONTROL SAMPLE RECOVERY

Lab Name: TestAmerica North Canton Job No.: 240-979-1

SDG No.:

Matrix: Water Level: Low Lab File ID: UXX2503.D

Lab ID: LCS 240-5551/4 Client ID:

COMPOUND	SPIKE ADDED (ug/L)	LCS CONCENTRATION (ug/L)	LCS % REC	QC LIMITS REC	#
m-Xylene & p-Xylene	20.0	19.0	95	83-113	
Naphthalene	10.0	6.12	61	32-141	
n-Butylbenzene	10.0	8.21	82	66-125	
n-Propylbenzene	10.0	10.2	102	74-121	
o-Xylene	10.0	9.35	94	83-113	
p-Isopropyltoluene	10.0	8.25	83	74-120	
sec-Butylbenzene	10.0	8.71	87	70-117	
Styrene	10.0	9.75	98	79-114	
tert-Butyl alcohol	200	185	92	70-130	
tert-Butylbenzene	10.0	8.17	82	71-115	
1,1,1,2-Tetrachloroethane	10.0	9.39	94	72-116	
1,1,2,2-Tetrachloroethane	10.0	10.6	106	68-118	
Tetrachloroethene	10.0	9.43	94	79-114	
Toluene	10.0	10.0	100	84-111	
trans-1,2-Dichloroethene	10.0	9.60	96	83-117	
trans-1,3-Dichloropropene	10.0	10.4	104	58-117	
1,2,3-Trichlorobenzene	10.0	5.94	59	54-126	
1,2,4-Trichlorobenzene	10.0	6.27	63	48-135	
1,1,1-Trichloroethane	10.0	9.68	97	74-118	
Trichloroethene	10.0	9.98	100	76-117	
Trichlorofluoromethane	10.0	19.1	191	49-157	*
1,2,3-Trichloropropane	10.0	11.0	110	73-129	
1,1,2-Trichloro-1,2,2-trichfluoroethane	10.0	12.2	122	74-151	
1,2,3-Trimethylbenzene	10.0	8.21	82	70-130	
1,2,4-Trimethylbenzene	10.0	9.47	95	76-120	
Vinyl acetate	10.0	11.3	113	46-161	
Vinyl chloride	10.0	9.36	94	53-127	

Column to be used to flag recovery and RPD values

FORM III 8260B

FORM III
GC/MS VOA MATRIX SPIKE RECOVERY

Lab Name: TestAmerica North Canton Job No.: 240-979-1

SDG No.:

Matrix: Water Level: Low Lab File ID: UXX2515.D

Lab ID: 240-1036-C-2 MS Client ID:

COMPOUND	SPIKE ADDED (ug/L)	SAMPLE CONCENTRATION (ug/L)	MS CONCENTRATION (ug/L)	MS % REC	QC LIMITS REC	#
Acetone	20.0	5.0 U	20.2	101	33-145	
Benzene	10.0	1.0 U	10.1	101	72-121	
Bromobenzene	10.0	1.0 U	9.66	97	71-116	
Bromochloromethane	10.0	1.0 U	9.85	99	73-121	
Bromodichloromethane	10.0	1.0 U	10.8	108	67-120	
Bromoform	10.0	1.0 U	9.98	100	32-128	
Bromomethane	10.0	1.0 U	11.3	113	10-186	
2-Butanone	20.0	5.0 U	20.5	103	54-129	
Carbon disulfide	10.0	1.0 U	10.1	101	57-147	
Carbon tetrachloride	10.0	1.0 U	12.8	128	59-129	
Chlorobenzene	10.0	1.0 U	9.31	93	80-110	
Chloroethane	10.0	1.0 U	10.0	100	21-165	
2-Chloroethyl vinyl ether	10.0		10 U			
Chloroform	10.0	0.91 J	10.7	98	76-118	
Chloromethane	10.0	1.0 U	9.00	90	33-132	
2-Chlorotoluene	10.0	1.0 U	9.23	92	69-117	
4-Chlorotoluene	10.0	1.0 U	9.36	94	71-116	
cis-1,2-Dichloroethene	10.0	1.0 U	9.62	96	70-120	
cis-1,3-Dichloropropene	10.0	1.0 U	9.36	94	51-110	
Dibromochloromethane	10.0	1.0 U	10.4	104	56-118	
1,2-Dibromo-3-Chloropropane	10.0	5.0 U	8.75	88	32-139	
1,2-Dibromoethane	10.0	1.0 U	10.2	102	74-113	
Dibromomethane	10.0	1.0 U	10.8	108	77-121	
1,2-Dichlorobenzene	10.0	1.0 U	8.52	85	75-111	
1,3-Dichlorobenzene	10.0	1.0 U	8.68	87	73-110	
1,4-Dichlorobenzene	10.0	1.0 U	8.52	85	75-110	
Dichlorodifluoromethane	10.0	1.0 U	8.14	81	17-128	
1,1-Dichloroethane	10.0	1.0 U	10.2	102	79-116	
1,2-Dichloroethane	10.0	1.0 U	10.5	105	68-129	
1,1-Dichloroethene	10.0	1.0 U	10.6	106	74-135	
1,2-Dichloropropane	10.0	1.0 U	10.5	105	78-115	
1,3-Dichloropropane	10.0	1.0 U	10.3	103	74-118	
2,2-Dichloropropane	10.0	1.0 U	7.64	76	38-127	
1,1-Dichloropropene	10.0	1.0 U	9.99	100	80-114	
Diisopropyl ether	10.0		10.4			
Ethylbenzene	10.0	1.0 U	9.31	93	75-116	
Hexachlorobutadiene	10.0	1.0 U	4.89	49	27-132	
2-Hexanone	20.0	5.0 U	21.9	110	47-139	
Isopropylbenzene	10.0	1.0 U	8.34	83	68-116	
Methylene Chloride	10.0	1.0 U	8.69	87	63-128	
4-Methyl-2-pentanone	20.0	5.0 U	23.4	117	56-131	
Methyl tert-butyl ether	10.0	5.0 U	9.60	96	46-144	

Column to be used to flag recovery and RPD values

FORM III 8260B

FORM III
GC/MS VOA MATRIX SPIKE RECOVERY

Lab Name: TestAmerica North Canton Job No.: 240-979-1

SDG No.:

Matrix: Water Level: Low Lab File ID: UXX2515.D

Lab ID: 240-1036-C-2 MS Client ID:

COMPOUND	SPIKE ADDED (ug/L)	SAMPLE CONCENTRATION (ug/L)	MS CONCENTRATION (ug/L)	MS % REC	QC LIMITS REC	#
m-Xylene & p-Xylene	20.0	2.0 U	18.7	94	75-117	
Naphthalene	10.0	1.0 U	5.55	56	15-158	
n-Butylbenzene	10.0	1.0 U	7.39	74	56-127	
n-Propylbenzene	10.0	1.0 U	9.18	92	64-124	
o-Xylene	10.0	1.0 U	9.18	92	76-116	
p-Isopropyltoluene	10.0	1.0 U	7.69	77	64-122	
sec-Butylbenzene	10.0	1.0 U	7.88	79	60-119	
Styrene	10.0	1.0 U	9.37	94	71-117	
tert-Butyl alcohol	200		178			
tert-Butylbenzene	10.0	1.0 U	8.41	84	61-119	
1,1,1,2-Tetrachloroethane	10.0	1.0 U	9.42	94	64-118	
1,1,2,2-Tetrachloroethane	10.0	1.0 U	10.2	102	63-122	
Tetrachloroethene	10.0	1.0 U	8.81	88	70-117	
Toluene	10.0	1.0 U	9.83	98	78-114	
trans-1,2-Dichloroethene	10.0	1.0 U	9.49	95	80-119	
trans-1,3-Dichloropropene	10.0	1.0 U	9.78	98	46-116	
1,2,3-Trichlorobenzene	10.0	1.0 U	5.80	58	45-129	
1,2,4-Trichlorobenzene	10.0	1.0 U	5.67	57	38-138	
1,1,1-Trichloroethane	10.0	0.41 J	10.0	96	68-121	
Trichloroethene	10.0	1.8	11.5	97	66-120	
Trichlorofluoromethane	10.0	1.0 U	18.9	189	46-157	F
1,2,3-Trichloropropane	10.0	1.0 U	10.5	105	67-132	
1,1,2-Trichloro-1,2,2-trichfluoroethane	10.0		11.4			
1,2,3-Trimethylbenzene	10.0		7.96			
1,2,4-Trimethylbenzene	10.0	1.0 U	8.91	89	67-124	
Vinyl acetate	10.0	2.0 U	11.9	119	43-157	
Vinyl chloride	10.0	1.0 U	9.45	95	49-130	

Column to be used to flag recovery and RPD values

FORM III 8260B

FORM III
GC/MS VOA MATRIX SPIKE DUPLICATE RECOVERY

Lab Name: TestAmerica North Canton Job No.: 240-979-1

SDG No.:

Matrix: Water Level: Low Lab File ID: UXX2516.D

Lab ID: 240-1036-F-2 MSD Client ID:

COMPOUND	SPIKE ADDED (ug/L)	MSD CONCENTRATION (ug/L)	MSD % REC	% RPD	QC LIMITS RPD	QC LIMITS REC	#
Acetone	20.0	20.8	104	3	30	33-145	
Benzene	10.0	10.2	102	1	30	72-121	
Bromobenzene	10.0	9.84	98	2	30	71-116	
Bromochloromethane	10.0	10.0	100	2	30	73-121	
Bromodichloromethane	10.0	10.9	109	1	30	67-120	
Bromoform	10.0	10.2	102	2	30	32-128	
Bromomethane	10.0	11.8	118	4	30	10-186	
2-Butanone	20.0	21.2	106	3	30	54-129	
Carbon disulfide	10.0	9.90	99	2	30	57-147	
Carbon tetrachloride	10.0	13.0	130	2	30	59-129	F
Chlorobenzene	10.0	9.20	92	1	30	80-110	
Chloroethane	10.0	9.88	99	1	30	21-165	
2-Chloroethyl vinyl ether	10.0	10 U					
Chloroform	10.0	10.8	99	1	30	76-118	
Chloromethane	10.0	8.77	88	3	30	33-132	
2-Chlorotoluene	10.0	9.27	93	0	30	69-117	
4-Chlorotoluene	10.0	9.43	94	1	30	71-116	
cis-1,2-Dichloroethene	10.0	9.62	96	0	30	70-120	
cis-1,3-Dichloropropene	10.0	9.82	98	5	30	51-110	
Dibromochloromethane	10.0	10.3	103	1	30	56-118	
1,2-Dibromo-3-Chloropropane	10.0	8.73	87	0	30	32-139	
1,2-Dibromoethane	10.0	10.2	102	0	30	74-113	
Dibromomethane	10.0	11.0	110	2	30	77-121	
1,2-Dichlorobenzene	10.0	8.60	86	1	30	75-111	
1,3-Dichlorobenzene	10.0	8.75	88	1	30	73-110	
1,4-Dichlorobenzene	10.0	8.69	87	2	30	75-110	
Dichlorodifluoromethane	10.0	7.98	80	2	30	17-128	
1,1-Dichloroethane	10.0	10.2	102	0	30	79-116	
1,2-Dichloroethane	10.0	10.6	106	1	30	68-129	
1,1-Dichloroethene	10.0	10.7	107	1	30	74-135	
1,2-Dichloropropane	10.0	10.5	105	0	30	78-115	
1,3-Dichloropropane	10.0	10.2	102	1	30	74-118	
2,2-Dichloropropane	10.0	7.84	78	3	30	38-127	
1,1-Dichloropropene	10.0	9.96	100	0	30	80-114	
Diisopropyl ether	10.0	10.6					
Ethylbenzene	10.0	9.15	92	2	30	75-116	
Hexachlorobutadiene	10.0	5.19	52	6	30	27-132	
2-Hexanone	20.0	22.9	115	4	30	47-139	
Isopropylbenzene	10.0	8.44	84	1	30	68-116	
Methylene Chloride	10.0	8.57	86	1	30	63-128	
4-Methyl-2-pentanone	20.0	24.0	120	3	30	56-131	
Methyl tert-butyl ether	10.0	9.70	97	1	30	46-144	

Column to be used to flag recovery and RPD values

FORM III 8260B

FORM III
GC/MS VOA MATRIX SPIKE DUPLICATE RECOVERY

Lab Name: TestAmerica North Canton Job No.: 240-979-1

SDG No.:

Matrix: Water Level: Low Lab File ID: UXX2516.D

Lab ID: 240-1036-F-2 MSD Client ID:

COMPOUND	SPIKE ADDED (ug/L)	MSD CONCENTRATION (ug/L)	MSD % REC	% RPD	QC LIMITS RPD	QC LIMITS REC	#
m-Xylene & p-Xylene	20.0	18.4	92	2	30	75-117	
Naphthalene	10.0	6.41	64	14	30	15-158	
n-Butylbenzene	10.0	7.71	77	4	30	56-127	
n-Propylbenzene	10.0	9.43	94	3	30	64-124	
o-Xylene	10.0	9.19	92	0	30	76-116	
p-Isopropyltoluene	10.0	7.92	79	3	30	64-122	
sec-Butylbenzene	10.0	8.16	82	3	30	60-119	
Styrene	10.0	9.25	93	1	30	71-117	
tert-Butyl alcohol	200	211					
tert-Butylbenzene	10.0	7.74	77	8	30	61-119	
1,1,1,2-Tetrachloroethane	10.0	9.38	94	0	30	64-118	
1,1,2,2-Tetrachloroethane	10.0	10.1	101	1	30	63-122	
Tetrachloroethene	10.0	8.85	89	0	30	70-117	
Toluene	10.0	9.80	98	0	30	78-114	
trans-1,2-Dichloroethene	10.0	9.73	97	2	30	80-119	
trans-1,3-Dichloropropene	10.0	9.84	98	1	30	46-116	
1,2,3-Trichlorobenzene	10.0	6.22	62	7	30	45-129	
1,2,4-Trichlorobenzene	10.0	6.19	62	9	30	38-138	
1,1,1-Trichloroethane	10.0	10.4	100	4	30	68-121	
Trichloroethene	10.0	11.8	100	3	30	66-120	
Trichlorofluoromethane	10.0	18.9	189	0	30	46-157	F
1,2,3-Trichloropropane	10.0	10.5	105	0	30	67-132	
1,1,2-Trichloro-1,2,2-trichfluoroethane	10.0	11.3					
1,2,3-Trimethylbenzene	10.0	8.16					
1,2,4-Trimethylbenzene	10.0	9.13	91	2	30	67-124	
Vinyl acetate	10.0	12.4	124	4	30	43-157	
Vinyl chloride	10.0	9.28	93	2	30	49-130	

Column to be used to flag recovery and RPD values

FORM III 8260B

FORM V
GC/MS VOA INSTRUMENT PERFORMANCE CHECK
BROMOFLUOROBENZENE (BFB)

Lab Name: TestAmerica North Canton Job No.: 240-979-1

SDG No.:

Lab File ID: BFB4177.D BFB Injection Date: 06/23/2011

Instrument ID: A3UX10 BFB Injection Time: 00:33

Analysis Batch No.: 5731

M/E	ION ABUNDANCE CRITERIA	% RELATIVE ABUNDANCE	
50	15.0 - 40.0 % of mass 95	19.8	
75	30.0 - 60.0 % of mass 95	51.1	
95	Base Peak, 100% relative abundance	100.0	
96	5.0 - 9.0 % of mass 95	6.8	
173	Less than 2.0 % of mass 174	0.4	(0.5)1
174	50.0 - 120.00 % of mass 95	84.1	
175	5.0 - 9.0 % of mass 174	6.0	(7.2)1
176	95.0 - 101.0 % of mass 174	81.1	(96.5)1
177	5.0 - 9.0 % of mass 176	5.2	(6.4)2

1-Value is % mass 174 2-Value is % mass 176

THIS CHECK APPLIES TO THE FOLLOWING SAMPLES, MS, MSD, BLANKS AND STANDARDS:

CLIENT SAMPLE ID	LAB SAMPLE ID	LAB FILE ID	DATE ANALYZED	TIME ANALYZED
	CCVIS 240-5731/2	UXX2556.D	06/23/2011	00:54
	CCV 240-5731/3	UXX2557.D	06/23/2011	01:15
	LCS 240-5731/4	UXX2558.D	06/23/2011	01:37
	MB 240-5731/5	UXX2559.D	06/23/2011	01:58
MW11S-060911	240-979-4	UXX2560.D	06/23/2011	02:19
MW3-060911	240-979-5	UXX2561.D	06/23/2011	02:41
MW29D-060911	240-979-7	UXX2562.D	06/23/2011	03:02
DMW3S-060911	240-979-8	UXX2563.D	06/23/2011	03:23
DMW3S-060911 MS	240-979-8 MS	UXX2580.D	06/23/2011	09:27
DMW3S-060911 MSD	240-979-8 MSD	UXX2581.D	06/23/2011	09:49

FORM VII
GC/MS VOA CONTINUING CALIBRATION DATA

Lab Name: TestAmerica North Canton Job No.: 240-979-1

SDG No.:

Lab Sample ID: CCVIS 240-5731/2 Calibration Date: 06/23/2011 00:54

Instrument ID: A3UX10 Calib Start Date: 06/14/2011 11:47

GC Column: DB-624 ID: 0.18(mm) Calib End Date: 06/14/2011 13:34

Lab File ID: UXX2556.D Conc. Units: ng/uL Heated Purge: (Y/N) N

ANALYTE	CURVE TYPE	AVE RRF	RRF	MIN RRF	CALC AMOUNT	SPIKE AMOUNT	%D	MAX %D
Dichlorodifluoromethane	Ave	0.1881	0.2009		0.0107	0.0100	6.8	50.0
Chloromethane	Ave	0.3014	0.2892	0.1000	0.00959	0.0100	-4.1	50.0
Vinyl chloride	Ave	0.2992	0.2852		0.00953	0.0100	-4.7	20.0
Bromomethane	Ave	0.1005	0.0951		0.00946	0.0100	-5.4	50.0
Chloroethane	Ave	0.1790	0.1617		0.00903	0.0100	-9.7	50.0
Trichlorofluoromethane	Ave	0.1470	0.2622		0.0178	0.0100	78.3*	50.0
Acrolein	Ave	0.0321	0.0327		0.102	0.100	2.1	50.0
1,1-Dichloroethene	Ave	0.2200	0.2130		0.00968	0.0100	-3.2	20.0
Acetone	Lin1		0.0728		0.0191	0.0200	-4.5	50.0
1,1,2-Trichloro-1,2,2-trichfluoroethane	Ave	0.1427	0.1573		0.0110	0.0100	10.2	50.0
Iodomethane	Ave	0.3239	0.3063		0.00946	0.0100	-5.4	50.0
Carbon disulfide	Ave	0.6390	0.5895		0.00922	0.0100	-7.8	50.0
Acetonitrile	Ave	0.0328	0.0218		0.0665	0.100	-33.5	50.0
Methyl acetate	Ave	0.1856	0.1761		0.0190	0.0200	-5.1	50.0
Methylene Chloride	Lin1		0.2643		0.00874	0.0100	-12.6	50.0
tert-Butyl alcohol	Ave	0.0148	0.0115		0.155	0.200	-22.3	50.0
Acrylonitrile	Ave	0.0928	0.0878		0.0189	0.0200	-5.4	50.0
Methyl tert-butyl ether	Ave	0.6176	0.6037		0.00978	0.0100	-2.2	50.0
trans-1,2-Dichloroethene	Ave	0.2518	0.2365		0.00939	0.0100	-6.1	50.0
Hexane	Ave	0.0491	0.0485		0.00988	0.0100	-1.2	20.0
1,1-Dichloroethane	Ave	0.4417	0.4183	0.1000	0.00947	0.0100	-5.3	50.0
Vinyl acetate	Lin1		0.0342		0.0123	0.0100	23.0	50.0
2-Butanone	Ave	0.0894	0.0936		0.0209	0.0200	4.7	50.0
cis-1,2-Dichloroethene	Ave	0.2596	0.2474		0.00953	0.0100	-4.7	50.0
2,2-Dichloropropane	Ave	0.2009	0.1646		0.00819	0.0100	-18.1	50.0
Bromochloromethane	Ave	0.1233	0.1217		0.00987	0.0100	-1.3	50.0
Chloroform	Ave	0.4253	0.4037		0.00949	0.0100	-5.1	20.0
Tetrahydrofuran	Ave	0.0647	0.0595		0.00919	0.0100	-8.1	50.0
1,1,1-Trichloroethane	Ave	0.2895	0.2723		0.00941	0.0100	-5.9	50.0
Cyclohexane	Ave	0.3927	0.3360		0.00855	0.0100	-14.5	50.0
1,1-Dichloropropene	Ave	0.3009	0.2952		0.00981	0.0100	-1.9	50.0
Carbon tetrachloride	Ave	0.2013	0.2456		0.0122	0.0100	22.0	50.0
1,2-Dichloroethane	Ave	0.3181	0.3357		0.0106	0.0100	5.5	50.0
Benzene	Ave	0.9751	0.9571		0.00982	0.0100	-1.8	50.0
Trichloroethene	Ave	0.2257	0.2264		0.0100	0.0100	0.3	50.0
1,2-Dichloropropane	Ave	0.2220	0.2348		0.0106	0.0100	5.8	20.0
Methylcyclohexane	Ave	0.3726	0.3343		0.00897	0.0100	-10.3	50.0
Dibromomethane	Ave	0.1280	0.1378		0.0108	0.0100	7.6	50.0
1,4-Dioxane	Ave	0.0022	0.0016		0.354	0.500	-29.2	50.0
Bromodichloromethane	Ave	0.2454	0.2715		0.0111	0.0100	10.6	50.0

FORM VII
GC/MS VOA CONTINUING CALIBRATION DATA

Lab Name: TestAmerica North Canton Job No.: 240-979-1

SDG No.:

Lab Sample ID: CCVIS 240-5731/2 Calibration Date: 06/23/2011 00:54

Instrument ID: A3UX10 Calib Start Date: 06/14/2011 11:47

GC Column: DB-624 ID: 0.18(mm) Calib End Date: 06/14/2011 13:34

Lab File ID: UXX2556.D Conc. Units: ng/uL Heated Purge: (Y/N) N

ANALYTE	CURVE TYPE	AVE RRF	RRF	MIN RRF	CALC AMOUNT	SPIKE AMOUNT	%D	MAX %D
2-Chloroethyl vinyl ether	Ave	0.1007	0.1299		0.0258	0.0200	28.9	50.0
cis-1,3-Dichloropropene	Ave	0.2824	0.3162		0.0112	0.0100	12.0	50.0
4-Methyl-2-pentanone	Ave	0.1554	0.1879		0.0242	0.0200	20.9	50.0
Toluene	Ave	1.298	1.357		0.0105	0.0100	4.6	20.0
trans-1,3-Dichloropropene	Ave	0.3301	0.3727		0.0113	0.0100	12.9	50.0
Ethyl methacrylate	Lin1		0.3540		0.0111	0.0100	11.0	50.0
1,1,2-Trichloroethane	Ave	0.2474	0.2772		0.0112	0.0100	12.0	50.0
1,3-Dichloropropane	Ave	0.4548	0.5095		0.0112	0.0100	12.0	50.0
Tetrachloroethene	Ave	0.2559	0.2555		0.00999	0.0100	-0.1	50.0
2-Hexanone	Ave	0.1387	0.1680		0.0242	0.0200	21.1	50.0
Dibromochloromethane	Ave	0.2261	0.2590		0.0115	0.0100	14.5	50.0
1,2-Dibromoethane	Ave	0.2403	0.2641		0.0110	0.0100	9.9	50.0
Chlorobenzene	Ave	0.8856	0.8778	0.3000	0.00991	0.0100	-0.9	50.0
1,1,1,2-Tetrachloroethane	Ave	0.2868	0.2907		0.0101	0.0100	1.4	50.0
Ethylbenzene	Ave	0.4478	0.4533		0.0101	0.0100	1.2	20.0
m-Xylene & p-Xylene	Ave	0.5765	0.5916		0.0205	0.0200	2.6	50.0
o-Xylene	Ave	0.5714	0.5641		0.00987	0.0100	-1.3	50.0
Styrene	Ave	0.9172	0.9548		0.0104	0.0100	4.1	50.0
Bromoform	Ave	0.1396	0.1495	0.1000	0.0107	0.0100	7.0	50.0
Isopropylbenzene	Ave	1.449	1.358		0.00937	0.0100	-6.3	50.0
1,1,2,2-Tetrachloroethane	Ave	0.5547	0.6234	0.3000	0.0112	0.0100	12.4	50.0
Bromobenzene	Ave	0.5666	0.6074		0.0107	0.0100	7.2	50.0
1,2,3-Trichloropropane	Ave	0.1761	0.2016		0.0114	0.0100	14.5	50.0
trans-1,4-Dichloro-2-butene	Ave	0.1386	0.1077		0.00777	0.0100	-22.3	50.0
n-Propylbenzene	Ave	0.6008	0.6325		0.0105	0.0100	5.3	50.0
2-Chlorotoluene	Ave	0.5521	0.5731		0.0104	0.0100	3.8	50.0
1,3,5-Trimethylbenzene	Ave	1.904	1.949		0.0102	0.0100	2.4	50.0
4-Chlorotoluene	Ave	0.5838	0.6120		0.0105	0.0100	4.8	50.0
tert-Butylbenzene	Lin1		1.584		0.00874	0.0100	-12.6	50.0
1,2,4-Trimethylbenzene	Ave	1.986	2.013		0.0101	0.0100	1.3	50.0
sec-Butylbenzene	Ave	2.350	2.245		0.00955	0.0100	-4.5	50.0
1,3-Dichlorobenzene	Ave	1.211	1.170		0.00966	0.0100	-3.4	50.0
p-Isopropyltoluene	Lin1		1.909		0.00867	0.0100	-13.3	50.0
1,4-Dichlorobenzene	Ave	1.295	1.231		0.00950	0.0100	-5.0	50.0
n-Butylbenzene	Ave	1.800	1.554		0.00863	0.0100	-13.7	50.0
1,2-Dichlorobenzene	Ave	1.211	1.134		0.00936	0.0100	-6.4	50.0
1,2-Dibromo-3-Chloropropane	Ave	0.0857	0.0831		0.00970	0.0100	-3.0	50.0
1,3,5-Trichlorobenzene	Ave	0.8824	0.6423		0.00728	0.0100	-27.2	50.0
1,2,4-Trichlorobenzene	Ave	0.7707	0.5142		0.00667	0.0100	-33.3	50.0
Hexachlorobutadiene	Ave	0.3439	0.2013		0.00585	0.0100	-41.5	50.0
Naphthalene	Lin1		1.097		0.00631	0.0100	-36.9	50.0

FORM VII
GC/MS VOA CONTINUING CALIBRATION DATA

Lab Name: TestAmerica North Canton Job No.: 240-979-1

SDG No.:

Lab Sample ID: CCVIS 240-5731/2 Calibration Date: 06/23/2011 00:54

Instrument ID: A3UX10 Calib Start Date: 06/14/2011 11:47

GC Column: DB-624 ID: 0.18(mm) Calib End Date: 06/14/2011 13:34

Lab File ID: UXX2556.D Conc. Units: ng/uL Heated Purge: (Y/N) N

ANALYTE	CURVE TYPE	AVE RRF	RRF	MIN RRF	CALC AMOUNT	SPIKE AMOUNT	%D	MAX %D
1,2,3-Trichlorobenzene	Ave	0.7484	0.4689		0.00626	0.0100	-37.4	50.0
Dibromofluoromethane (Surr)	Ave	0.2016	0.1787		0.0107	0.0120	-11.3	50.0
1,2-Dichloroethane-d4 (Surr)	Ave	0.2647	0.2328		0.0106	0.0120	-12.1	50.0
Toluene-d8 (Surr)	Ave	1.053	1.057		0.0121	0.0120	0.4	50.0
4-Bromofluorobenzene (Surr)	Ave	0.4131	0.4057		0.0118	0.0120	-1.8	50.0

FORM VII
GC/MS VOA CONTINUING CALIBRATION DATA

Lab Name: TestAmerica North Canton Job No.: 240-979-1

SDG No.:

Lab Sample ID: CCV 240-5731/3 Calibration Date: 06/23/2011 01:15

Instrument ID: A3UX10 Calib Start Date: 06/14/2011 11:47

GC Column: DB-624 ID: 0.18(mm) Calib End Date: 06/14/2011 13:34

Lab File ID: UXX2557.D Conc. Units: ng/uL Heated Purge: (Y/N) N

ANALYTE	CURVE TYPE	AVE RRF	RRF	MIN RRF	CALC AMOUNT	SPIKE AMOUNT	%D	MAX %D
Dibromofluoromethane (Surr)	Ave	0.2016	0.1705		0.0102	0.0120	-15.4	50.0
1,2-Dichloroethane-d4 (Surr)	Ave	0.2647	0.2244		0.0102	0.0120	-15.2	50.0
Toluene-d8 (Surr)	Ave	1.053	1.019		0.0116	0.0120	-3.3	50.0
4-Bromofluorobenzene (Surr)	Ave	0.4131	0.4056		0.0118	0.0120	-1.8	50.0

FORM VII
GC/MS VOA CONTINUING CALIBRATION DATA

Lab Name: TestAmerica North Canton Job No.: 240-979-1

SDG No.:

Lab Sample ID: CCV 240-5731/3 Calibration Date: 06/23/2011 01:15

Instrument ID: A3UX10 Calib Start Date: 06/14/2011 13:56

GC Column: DB-624 ID: 0.18(mm) Calib End Date: 06/14/2011 15:43

Lab File ID: UXX2557.D Conc. Units: ng/uL Heated Purge: (Y/N) N

ANALYTE	CURVE TYPE	AVE RRF	RRF	MIN RRF	CALC AMOUNT	SPIKE AMOUNT	%D	MAX %D
Dichlorofluoromethane	Ave	0.3710	0.3902		0.0105	0.0100	5.2	50.0
Ethyl ether	Ave	0.2073	0.1941		0.00936	0.0100	-6.4	50.0
3-Chloro-1-propene	Ave	0.1116	0.1049		0.00940	0.0100	-6.0	50.0
Diisopropyl ether	Ave	0.1929	0.1942		0.0503	0.0500	0.7	50.0
2-Chloro-1,3-butadiene	Ave	0.3454	0.3471		0.0101	0.0100	0.5	50.0
Ethyl-t-butyl ether (ETBE)	Ave	0.5713	0.5530		0.00968	0.0100	-3.2	50.0
Ethyl acetate	Ave	0.1702	0.1647		0.0193	0.0200	-3.3	50.0
Propionitrile	Ave	0.0312	0.0305		0.0196	0.0200	-2.1	50.0
Methacrylonitrile	Ave	0.1216	0.1210		0.00995	0.0100	-0.5	50.0
Isobutyl alcohol	Ave	0.0098	0.0100		0.204	0.200	1.8	50.0
Tert-amyl-methyl ether (TAME)	Ave	0.4674	0.4634		0.00991	0.0100	-0.9	50.0
n-Heptane	Ave	0.0446	0.0584		0.0131	0.0100	30.9	50.0
n-Butanol	Ave	0.0068	0.0069		0.203	0.200	1.5	50.0
Methyl methacrylate	Ave	0.1377	0.1554		0.0113	0.0100	12.8	50.0
2-Nitropropane	Ave	0.0320	0.0369		0.0231	0.0200	15.5	50.0
Cyclohexanone	Ave	0.0516	0.0366		0.0710	0.100	-29.0	50.0
1,2,3-Trimethylbenzene	Lin1		2.115		0.00898	0.0100	-10.2	50.0
2-Methylnaphthalene	Qua		0.3056		0.00660	0.0200	-67.0*	50.0

FORM IV
GC/MS VOA METHOD BLANK SUMMARY

Lab Name: TestAmerica North Canton Job No.: 240-979-1

SDG No.:

Lab File ID: UXX2559.D Lab Sample ID: MB 240-5731/5

Matrix: Water Heated Purge:(Y/N) N

Instrument ID: A3UX10 Date Analyzed: 06/23/2011 01:58

GC Column: DB-624 ID: 0.18(mm)

THIS METHOD BLANK APPLIES TO THE FOLLOWING SAMPLES:

CLIENT SAMPLE ID	LAB SAMPLE ID	LAB FILE ID	DATE ANALYZED
	LCS 240-5731/4	UXX2558.D	06/23/2011 01:37
MW11S-060911	240-979-4	UXX2560.D	06/23/2011 02:19
MW3-060911	240-979-5	UXX2561.D	06/23/2011 02:41
MW29D-060911	240-979-7	UXX2562.D	06/23/2011 03:02
DMW3S-060911	240-979-8	UXX2563.D	06/23/2011 03:23
DMW3S-060911 MS	240-979-8 MS	UXX2580.D	06/23/2011 09:27
DMW3S-060911 MSD	240-979-8 MSD	UXX2581.D	06/23/2011 09:49

FORM I
GC/MS VOA ORGANICS ANALYSIS DATA SHEET

Lab Name: TestAmerica North Canton | Job No.: 240-979-1

SDG No.:

Client Sample ID: | Lab Sample ID: MB 240-5731/5

Matrix: Water | Lab File ID: UXX2559.D

Analysis Method: 8260B | Date Collected:

Sample wt/vol: 5(mL) | Date Analyzed: 06/23/2011 01:58

Soil Aliquot Vol: | Dilution Factor: 1

Soil Extract Vol.: | GC Column: DB-624 ID: 0.18(mm)

% Moisture: | Level: (low/med) Low

Analysis Batch No.: 5731 | Units: ug/L

CAS NO.	COMPOUND NAME	RESULT	Q	RL	MDL
67-64-1	Acetone	5.0	U	5.0	1.1
71-43-2	Benzene	1.0	U	1.0	0.13
108-86-1	Bromobenzene	1.0	U	1.0	0.13
74-97-5	Bromochloromethane	1.0	U	1.0	0.29
75-27-4	Bromodichloromethane	1.0	U	1.0	0.15
75-25-2	Bromoform	1.0	U	1.0	0.64
74-83-9	Bromomethane	1.0	U	1.0	0.41
78-93-3	2-Butanone	5.0	U	5.0	0.57
75-15-0	Carbon disulfide	1.0	U	1.0	0.13
56-23-5	Carbon tetrachloride	1.0	U	1.0	0.13
108-90-7	Chlorobenzene	1.0	U	1.0	0.15
75-00-3	Chloroethane	1.0	U	1.0	0.29
110-75-8	2-Chloroethyl vinyl ether	10	U	10	0.99
67-66-3	Chloroform	1.0	U	1.0	0.16
74-87-3	Chloromethane	1.0	U	1.0	0.30
95-49-8	2-Chlorotoluene	1.0	U	1.0	0.11
106-43-4	4-Chlorotoluene	1.0	U	1.0	0.18
156-59-2	cis-1,2-Dichloroethene	1.0	U	1.0	0.17
10061-01-5	cis-1,3-Dichloropropene	1.0	U	1.0	0.14
124-48-1	Dibromochloromethane	1.0	U	1.0	0.18
96-12-8	1,2-Dibromo-3-Chloropropane	5.0	U	5.0	0.67
106-93-4	1,2-Dibromoethane	1.0	U	1.0	0.24
74-95-3	Dibromomethane	1.0	U	1.0	0.28
95-50-1	1,2-Dichlorobenzene	1.0	U	1.0	0.13
541-73-1	1,3-Dichlorobenzene	1.0	U	1.0	0.14
106-46-7	1,4-Dichlorobenzene	1.0	U	1.0	0.13
75-71-8	Dichlorodifluoromethane	1.0	U	1.0	0.31
75-34-3	1,1-Dichloroethane	1.0	U	1.0	0.15
107-06-2	1,2-Dichloroethane	1.0	U	1.0	0.22
75-35-4	1,1-Dichloroethene	1.0	U	1.0	0.19
78-87-5	1,2-Dichloropropane	1.0	U	1.0	0.18
142-28-9	1,3-Dichloropropane	1.0	U	1.0	0.16
594-20-7	2,2-Dichloropropane	1.0	U	1.0	0.13
563-58-6	1,1-Dichloropropene	1.0	U	1.0	0.13
108-20-3	Diisopropyl ether	5.0	U	5.0	1.5
100-41-4	Ethylbenzene	1.0	U	1.0	0.17

FORM I
GC/MS VOA ORGANICS ANALYSIS DATA SHEET

Lab Name: TestAmerica North Canton | Job No.: 240-979-1

SDG No.:

Client Sample ID: | Lab Sample ID: MB 240-5731/5

Matrix: Water | Lab File ID: UXX2559.D

Analysis Method: 8260B | Date Collected:

Sample wt/vol: 5(mL) | Date Analyzed: 06/23/2011 01:58

Soil Aliquot Vol: | Dilution Factor: 1

Soil Extract Vol.: | GC Column: DB-624 ID: 0.18(mm)

% Moisture: | Level: (low/med) Low

Analysis Batch No.: 5731 | Units: ug/L

CAS NO.	COMPOUND NAME	RESULT	Q	RL	MDL
637-92-3	Ethyl-t-butyl ether (ETBE)	5.0	U	5.0	0.11
87-68-3	Hexachlorobutadiene	1.0	U	1.0	0.30
591-78-6	2-Hexanone	5.0	U	5.0	0.41
98-82-8	Isopropylbenzene	1.0	U	1.0	0.13
75-09-2	Methylene Chloride	1.0	U	1.0	0.33
108-10-1	4-Methyl-2-pentanone	5.0	U	5.0	0.32
1634-04-4	Methyl tert-butyl ether	5.0	U	5.0	0.17
179601-23-1	m-Xylene & p-Xylene	2.0	U	2.0	0.24
91-20-3	Naphthalene	0.748	J	1.0	0.24
104-51-8	n-Butylbenzene	1.0	U	1.0	0.12
103-65-1	n-Propylbenzene	1.0	U	1.0	0.14
95-47-6	o-Xylene	1.0	U	1.0	0.14
99-87-6	p-Isopropyltoluene	1.0	U	1.0	0.12
135-98-8	sec-Butylbenzene	1.0	U	1.0	0.13
100-42-5	Styrene	1.0	U	1.0	0.11
994-05-8	Tert-amyl-methyl ether (TAME)	5.0	U	5.0	0.067
75-65-0	tert-Butyl alcohol	20	U	20	3.9
98-06-6	tert-Butylbenzene	1.0	U	1.0	0.13
630-20-6	1,1,1,2-Tetrachloroethane	1.0	U	1.0	0.23
79-34-5	1,1,2,2-Tetrachloroethane	1.0	U	1.0	0.18
127-18-4	Tetrachloroethene	1.0	U	1.0	0.29
108-88-3	Toluene	1.0	U	1.0	0.13
156-60-5	trans-1,2-Dichloroethene	1.0	U	1.0	0.19
10061-02-6	trans-1,3-Dichloropropene	1.0	U	1.0	0.19
87-61-6	1,2,3-Trichlorobenzene	0.445	J	1.0	0.17
120-82-1	1,2,4-Trichlorobenzene	1.0	U	1.0	0.15
71-55-6	1,1,1-Trichloroethane	1.0	U	1.0	0.22
79-01-6	Trichloroethene	1.0	U	1.0	0.17
75-69-4	Trichlorofluoromethane	1.0	U	1.0	0.21
96-18-4	1,2,3-Trichloropropane	1.0	U	1.0	0.43
76-13-1	1,1,2-Trichloro-1,2,2-trichfluoroethane	1.0	U	1.0	0.28
526-73-8	1,2,3-Trimethylbenzene	5.0	U	5.0	0.0059
95-63-6	1,2,4-Trimethylbenzene	1.0	U	1.0	0.12
108-05-4	Vinyl acetate	2.0	U	2.0	0.19
75-01-4	Vinyl chloride	1.0	U	1.0	0.22

FORM I
GC/MS VOA ORGANICS ANALYSIS DATA SHEET

Lab Name: TestAmerica North Canton | Job No.: 240-979-1

SDG No.:

Client Sample ID: | Lab Sample ID: MB 240-5731/5

Matrix: Water | Lab File ID: UXX2559.D

Analysis Method: 8260B | Date Collected:

Sample wt/vol: 5(mL) | Date Analyzed: 06/23/2011 01:58

Soil Aliquot Vol: | Dilution Factor: 1

Soil Extract Vol.: | GC Column: DB-624 ID: 0.18(mm)

% Moisture: | Level: (low/med) Low

Analysis Batch No.: 5731 | Units: ug/L

CAS NO.	COMPOUND NAME	RESULT	Q	RL	MDL
1330-20-7	Xylenes, Total	2.0	U	2.0	0.28

CAS NO.	SURROGATE	%REC	Q	LIMITS
460-00-4	4-Bromofluorobenzene (Surr)	86		66-117
1868-53-7	Dibromofluoromethane (Surr)	86		75-121
17060-07-0	1,2-Dichloroethane-d4 (Surr)	85		63-129
2037-26-5	Toluene-d8 (Surr)	91		74-115

FORM I
GC/MS VOA ORGANICS ANALYSIS DATA SHEET
TENTATIVELY IDENTIFIED COMPOUNDS

Lab Name: TestAmerica North Canton | Job No.: 240-979-1

SDG No.:

Client Sample ID: | Lab Sample ID: MB 240-5731/5

Matrix: Water | Lab File ID: UXX2559.D

Analysis Method: 8260B | Date Collected:

Sample wt/vol: 5(mL) | Date Analyzed: 06/23/2011 01:58

Soil Aliquot Vol: | Dilution Factor: 1

Soil Extract Vol.: | GC Column: DB-624 ID: 0.18(mm)

% Moisture: | Level: (low/med) Low

Analysis Batch No.: 5731 | Units: ug/L

Number TICs Found: 1 | TIC Result Total: 2.71

CAS NO.	COMPOUND NAME	RT	RESULT	Q
	Tentatively Identified Compound		None	
91-57-6	2-Methylnaphthalene	13.57	2.71	J

FORM III
GC/MS VOA LAB CONTROL SAMPLE RECOVERY

Lab Name: TestAmerica North Canton Job No.: 240-979-1

SDG No.:

Matrix: Water Level: Low Lab File ID: UXX2558.D

Lab ID: LCS 240-5731/4 Client ID:

COMPOUND	SPIKE ADDED (ug/L)	LCS CONCENTRATION (ug/L)	LCS % REC	QC LIMITS REC	#
Acetone	20.0	18.4	92	43-136	
Benzene	10.0	9.59	96	83-112	
Bromobenzene	10.0	10.9	109	76-115	
Bromochloromethane	10.0	9.22	92	77-120	
Bromodichloromethane	10.0	10.2	102	72-121	
Bromoform	10.0	10.1	101	40-131	
Bromomethane	10.0	8.07	81	11-185	
2-Butanone	20.0	19.2	96	60-126	
Carbon disulfide	10.0	9.15	92	62-142	
Carbon tetrachloride	10.0	11.9	119	66-128	
Chlorobenzene	10.0	9.63	96	85-110	
Chloroethane	10.0	8.02	80	25-153	
2-Chloroethyl vinyl ether	10.0	11.1	111	52-131	
Chloroform	10.0	9.33	93	79-117	
Chloromethane	10.0	8.36	84	44-126	
2-Chlorotoluene	10.0	10.4	104	76-116	
4-Chlorotoluene	10.0	10.7	107	77-115	
cis-1,2-Dichloroethene	10.0	9.13	91	80-113	
cis-1,3-Dichloropropene	10.0	9.56	96	61-115	
Dibromochloromethane	10.0	10.6	106	64-119	
1,2-Dibromo-3-Chloropropane	10.0	9.08	91	42-136	
1,2-Dibromoethane	10.0	10.6	106	79-113	
Dibromomethane	10.0	10.3	103	81-120	
1,2-Dichlorobenzene	10.0	9.30	93	81-110	
1,3-Dichlorobenzene	10.0	9.51	95	80-110	
1,4-Dichlorobenzene	10.0	9.44	94	82-110	
Dichlorodifluoromethane	10.0	7.52	75	19-129	
1,1-Dichloroethane	10.0	9.25	93	82-115	
1,2-Dichloroethane	10.0	9.91	99	71-127	
1,1-Dichloroethene	10.0	9.75	98	78-131	
1,2-Dichloropropane	10.0	9.98	100	81-115	
1,3-Dichloropropane	10.0	10.8	108	79-116	
2,2-Dichloropropane	10.0	7.84	78	50-129	
1,1-Dichloropropene	10.0	9.67	97	83-114	
Diisopropyl ether	10.0	10.2	102	77-118	
Ethylbenzene	10.0	9.84	98	83-112	
Hexachlorobutadiene	10.0	5.77	58	36-134	
2-Hexanone	20.0	22.7	114	55-133	
Isopropylbenzene	10.0	8.92	89	75-114	
Methylene Chloride	10.0	8.40	84	66-131	
4-Methyl-2-pentanone	20.0	22.8	114	63-128	
Methyl tert-butyl ether	10.0	9.18	92	52-144	

Column to be used to flag recovery and RPD values

FORM III 8260B

FORM III
GC/MS VOA LAB CONTROL SAMPLE RECOVERY

Lab Name: TestAmerica North Canton Job No.: 240-979-1

SDG No.:

Matrix: Water Level: Low Lab File ID: UXX2558.D

Lab ID: LCS 240-5731/4 Client ID:

COMPOUND	SPIKE ADDED (ug/L)	LCS CONCENTRATION (ug/L)	LCS % REC	QC LIMITS REC	#
m-Xylene & p-Xylene	20.0	19.5	98	83-113	
Naphthalene	10.0	6.11	61	32-141	
n-Butylbenzene	10.0	8.70	87	66-125	
n-Propylbenzene	10.0	10.9	109	74-121	
o-Xylene	10.0	9.46	95	83-113	
p-Isopropyltoluene	10.0	8.83	88	74-120	
sec-Butylbenzene	10.0	9.42	94	70-117	
Styrene	10.0	9.82	98	79-114	
tert-Butyl alcohol	200	156	78	70-130	
tert-Butylbenzene	10.0	8.79	88	71-115	
1,1,1,2-Tetrachloroethane	10.0	9.54	95	72-116	
1,1,2,2-Tetrachloroethane	10.0	10.7	107	68-118	
Tetrachloroethene	10.0	9.84	98	79-114	
Toluene	10.0	10.3	103	84-111	
trans-1,2-Dichloroethene	10.0	9.12	91	83-117	
trans-1,3-Dichloropropene	10.0	10.6	106	58-117	
1,2,3-Trichlorobenzene	10.0	6.15	62	54-126	
1,2,4-Trichlorobenzene	10.0	6.56	66	48-135	
1,1,1-Trichloroethane	10.0	9.22	92	74-118	
Trichloroethene	10.0	9.83	98	76-117	
Trichlorofluoromethane	10.0	16.9	169	49-157	*
1,2,3-Trichloropropane	10.0	11.4	114	73-129	
1,1,2-Trichloro-1,2,2-trichfluoroethane	10.0	11.2	112	74-151	
1,2,3-Trimethylbenzene	10.0	8.72	87	70-130	
1,2,4-Trimethylbenzene	10.0	10.2	102	76-120	
Vinyl acetate	10.0	11.0	110	46-161	
Vinyl chloride	10.0	8.48	85	53-127	

Column to be used to flag recovery and RPD values

FORM III 8260B

FORM III
GC/MS VOA MATRIX SPIKE RECOVERY

Lab Name: TestAmerica North Canton Job No.: 240-979-1

SDG No.:

Matrix: Water Level: Low Lab File ID: UXX2580.D

Lab ID: 240-979-8 MS Client ID: DMW3S-060911 MS

COMPOUND	SPIKE ADDED (ug/L)	SAMPLE CONCENTRATION (ug/L)	MS CONCENTRATION (ug/L)	MS % REC	QC LIMITS REC	#
Acetone	2000	500 U	1780	89	33-145	
Benzene	1000	100 U	954	95	72-121	
Bromobenzene	1000	100 U	1060	106	71-116	
Bromochloromethane	1000	100 U	898	90	73-121	
Bromodichloromethane	1000	100 U	993	99	67-120	
Bromoform	1000	100 U	957	96	32-128	
Bromomethane	1000	100 U	404	40	10-186	
2-Butanone	2000	500 U	1990	100	54-129	
Carbon disulfide	1000	100 U	881	88	57-147	
Carbon tetrachloride	1000	100 U	1150	115	59-129	
Chlorobenzene	1000	100 U	961	96	80-110	
Chloroethane	1000	100 U	541	54	21-165	
2-Chloroethyl vinyl ether	1000	1000 U	915 J	92	10-150	
Chloroform	1000	100 U	887	89	76-118	
Chloromethane	1000	100 U	830	83	33-132	
2-Chlorotoluene	1000	100 U	1050	105	69-117	
4-Chlorotoluene	1000	100 U	1050	105	71-116	
cis-1,2-Dichloroethene	1000	1000	1980	97	70-120	
cis-1,3-Dichloropropene	1000	100 U	995	100	51-110	
Dibromochloromethane	1000	100 U	977	98	56-118	
1,2-Dibromo-3-Chloropropane	1000	500 U	955	96	32-139	
1,2-Dibromoethane	1000	100 U	1000	100	74-113	
Dibromomethane	1000	100 U	989	99	77-121	
1,2-Dichlorobenzene	1000	100 U	959	96	75-111	
1,3-Dichlorobenzene	1000	100 U	988	99	73-110	
1,4-Dichlorobenzene	1000	100 U	961	96	75-110	
Dichlorodifluoromethane	1000	100 U	807	81	17-128	
1,1-Dichloroethane	1000	100 U	915	92	79-116	
1,2-Dichloroethane	1000	100 U	970	97	68-129	
1,1-Dichloroethene	1000	100 U	964	96	74-135	
1,2-Dichloropropane	1000	100 U	985	99	78-115	
1,3-Dichloropropane	1000	100 U	1030	103	74-118	
2,2-Dichloropropane	1000	100 U	891	89	38-127	
1,1-Dichloropropene	1000	100 U	986	99	80-114	
Diisopropyl ether	1000	500 U	1020	102	73-118	
Ethylbenzene	1000	100 U	1020	102	75-116	
Hexachlorobutadiene	1000	100 U	772	77	27-132	
2-Hexanone	2000	500 U	2370	119	47-139	
Isopropylbenzene	1000	100 U	967	97	68-116	
Methylene Chloride	1000	100 U	837	84	63-128	
4-Methyl-2-pentanone	2000	500 U	2370	119	56-131	
Methyl tert-butyl ether	1000	500 U	950	95	46-144	

Column to be used to flag recovery and RPD values

FORM III 8260B

FORM III
GC/MS VOA MATRIX SPIKE RECOVERY

Lab Name: TestAmerica North Canton Job No.: 240-979-1

SDG No.:

Matrix: Water Level: Low Lab File ID: UXX2580.D

Lab ID: 240-979-8 MS Client ID: DMW3S-060911 MS

COMPOUND	SPIKE ADDED (ug/L)	SAMPLE CONCENTRATION (ug/L)	MS CONCENTRATION (ug/L)	MS % REC	QC LIMITS REC	#
m-Xylene & p-Xylene	2000	200 U	2040	102	75-117	
Naphthalene	1000	100 U	842	84	15-158	
n-Butylbenzene	1000	100 U	1010	101	56-127	
n-Propylbenzene	1000	100 U	1110	111	64-124	
o-Xylene	1000	100 U	1040	104	76-116	
p-Isopropyltoluene	1000	100 U	986	99	64-122	
sec-Butylbenzene	1000	100 U	1040	104	60-119	
Styrene	1000	100 U	1010	101	71-117	
tert-Butyl alcohol	20000	2000 U	21400	107	70-130	
tert-Butylbenzene	1000	100 U	1070	107	61-119	
1,1,1,2-Tetrachloroethane	1000	100 U	940	94	64-118	
1,1,2,2-Tetrachloroethane	1000	100 U	1030	103	63-122	
Tetrachloroethene	1000	100 U	985	99	70-117	
Toluene	1000	28 J	1040	101	78-114	
trans-1,2-Dichloroethene	1000	220	1110	89	80-119	
trans-1,3-Dichloropropene	1000	100 U	1050	105	46-116	
1,2,3-Trichlorobenzene	1000	100 U	788	79	45-129	
1,2,4-Trichlorobenzene	1000	100 U	850	85	38-138	
1,1,1-Trichloroethane	1000	100 U	911	91	68-121	
Trichloroethene	1000	100 U	984	98	66-120	
Trichlorofluoromethane	1000	100 U	1620	162	46-157	F
1,2,3-Trichloropropane	1000	100 U	1050	105	67-132	
1,1,2-Trichloro-1,2,2-trichfluoroethane	1000	100 U	1160	116	70-152	
1,2,3-Trimethylbenzene	1000	500 U	997	100	70-130	
1,2,4-Trimethylbenzene	1000	100 U	1140	114	67-124	
Vinyl acetate	1000	200 U	1520	152	43-157	
Vinyl chloride	1000	2900	3490	59	49-130	

Column to be used to flag recovery and RPD values

FORM III 8260B

FORM III
GC/MS VOA MATRIX SPIKE DUPLICATE RECOVERY

Lab Name: TestAmerica North Canton Job No.: 240-979-1

SDG No.:

Matrix: Water Level: Low Lab File ID: UXX2581.D

Lab ID: 240-979-8 MSD Client ID: DMW3S-060911 MSD

COMPOUND	SPIKE ADDED (ug/L)	MSD CONCENTRATION (ug/L)	MSD % REC	% RPD	QC LIMITS RPD	QC LIMITS REC	#
Acetone	2000	1810	91	2	30	33-145	
Benzene	1000	941	94	1	30	72-121	
Bromobenzene	1000	1050	105	1	30	71-116	
Bromochloromethane	1000	910	91	1	30	73-121	
Bromodichloromethane	1000	992	99	0	30	67-120	
Bromoform	1000	974	97	2	30	32-128	
Bromomethane	1000	637	64	45	30	10-186	F
2-Butanone	2000	2010	101	1	30	54-129	
Carbon disulfide	1000	914	91	4	30	57-147	
Carbon tetrachloride	1000	1150	115	0	30	59-129	
Chlorobenzene	1000	955	96	1	30	80-110	
Chloroethane	1000	721	72	29	30	21-165	
2-Chloroethyl vinyl ether	1000	897 J	90	2	30	10-150	
Chloroform	1000	902	90	2	30	76-118	
Chloromethane	1000	847	85	2	30	33-132	
2-Chlorotoluene	1000	1030	103	2	30	69-117	
4-Chlorotoluene	1000	1050	105	0	30	71-116	
cis-1,2-Dichloroethene	1000	1940	93	2	30	70-120	
cis-1,3-Dichloropropene	1000	1010	101	1	30	51-110	
Dibromochloromethane	1000	999	100	2	30	56-118	
1,2-Dibromo-3-Chloropropane	1000	1010	101	6	30	32-139	
1,2-Dibromoethane	1000	1010	101	1	30	74-113	
Dibromomethane	1000	991	99	0	30	77-121	
1,2-Dichlorobenzene	1000	956	96	0	30	75-111	
1,3-Dichlorobenzene	1000	975	98	1	30	73-110	
1,4-Dichlorobenzene	1000	961	96	0	30	75-110	
Dichlorodifluoromethane	1000	794	79	2	30	17-128	
1,1-Dichloroethane	1000	914	91	0	30	79-116	
1,2-Dichloroethane	1000	964	96	1	30	68-129	
1,1-Dichloroethene	1000	966	97	0	30	74-135	
1,2-Dichloropropane	1000	994	99	1	30	78-115	
1,3-Dichloropropane	1000	1020	102	1	30	74-118	
2,2-Dichloropropane	1000	881	88	1	30	38-127	
1,1-Dichloropropene	1000	996	100	1	30	80-114	
Diisopropyl ether	1000	1010	101	1	30	73-118	
Ethylbenzene	1000	1020	102	0	30	75-116	
Hexachlorobutadiene	1000	841	84	9	30	27-132	
2-Hexanone	2000	2430	122	3	30	47-139	
Isopropylbenzene	1000	980	98	1	30	68-116	
Methylene Chloride	1000	822	82	2	30	63-128	
4-Methyl-2-pentanone	2000	2370	119	0	30	56-131	
Methyl tert-butyl ether	1000	965	97	2	30	46-144	

Column to be used to flag recovery and RPD values

FORM III 8260B

FORM III
GC/MS VOA MATRIX SPIKE DUPLICATE RECOVERY

Lab Name: TestAmerica North Canton Job No.: 240-979-1

SDG No.:

Matrix: Water Level: Low Lab File ID: UXX2581.D

Lab ID: 240-979-8 MSD Client ID: DMW3S-060911 MSD

COMPOUND	SPIKE ADDED (ug/L)	MSD CONCENTRATION (ug/L)	MSD % REC	% RPD	QC LIMITS RPD	QC LIMITS REC	#
m-Xylene & p-Xylene	2000	2030	102	0	30	75-117	
Naphthalene	1000	963	96	13	30	15-158	
n-Butylbenzene	1000	1030	103	2	30	56-127	
n-Propylbenzene	1000	1090	109	2	30	64-124	
o-Xylene	1000	1020	102	2	30	76-116	
p-Isopropyltoluene	1000	985	99	0	30	64-122	
sec-Butylbenzene	1000	1040	104	0	30	60-119	
Styrene	1000	1020	102	1	30	71-117	
tert-Butyl alcohol	20000	22900	115	7	30	70-130	
tert-Butylbenzene	1000	941	94	13	30	61-119	
1,1,1,2-Tetrachloroethane	1000	948	95	1	30	64-118	
1,1,2,2-Tetrachloroethane	1000	998	100	3	30	63-122	
Tetrachloroethene	1000	977	98	1	30	70-117	
Toluene	1000	1030	100	1	30	78-114	
trans-1,2-Dichloroethene	1000	1120	90	1	30	80-119	
trans-1,3-Dichloropropene	1000	1050	105	0	30	46-116	
1,2,3-Trichlorobenzene	1000	940	94	18	30	45-129	
1,2,4-Trichlorobenzene	1000	938	94	10	30	38-138	
1,1,1-Trichloroethane	1000	911	91	0	30	68-121	
Trichloroethene	1000	964	96	2	30	66-120	
Trichlorofluoromethane	1000	1720	172	6	30	46-157	F
1,2,3-Trichloropropane	1000	1050	105	0	30	67-132	
1,1,2-Trichloro-1,2,2-trichfluoroethane	1000	1170	117	1	30	70-152	
1,2,3-Trimethylbenzene	1000	945	95	5	30	70-130	
1,2,4-Trimethylbenzene	1000	1090	109	4	30	67-124	
Vinyl acetate	1000	1480	148	3	30	43-157	
Vinyl chloride	1000	3510	61	1	30	49-130	

Column to be used to flag recovery and RPD values

FORM III 8260B

FORM V
GC/MS VOA INSTRUMENT PERFORMANCE CHECK
BROMOFLUOROBENZENE (BFB)

Lab Name: TestAmerica North Canton Job No.: 240-979-1

SDG No.:

Lab File ID: BFB1887.D BFB Injection Date: 05/29/2011

Instrument ID: A3UX16 BFB Injection Time: 12:02

Analysis Batch No.: 3007

M/E	ION ABUNDANCE CRITERIA	% RELATIVE ABUNDANCE	
50	15.0 - 40.0 % of mass 95	20.5	
75	30.0 - 60.0 % of mass 95	47.7	
95	Base Peak, 100% relative abundance	100.0	
96	5.0 - 9.0 % of mass 95	6.7	
173	Less than 2.0 % of mass 174	0.3	(0.5)1
174	50.0 - 120.00 % of mass 95	71.3	
175	5.0 - 9.0 % of mass 174	4.9	(6.9)1
176	95.0 - 101.0 % of mass 174	69.0	(96.7)1
177	5.0 - 9.0 % of mass 176	4.4	(6.4)2

1-Value is % mass 174 2-Value is % mass 176

THIS CHECK APPLIES TO THE FOLLOWING SAMPLES, MS, MSD, BLANKS AND STANDARDS:

CLIENT SAMPLE ID	LAB SAMPLE ID	LAB FILE ID	DATE ANALYZED	TIME ANALYZED
	STD8260 240-3007/2	UXM6500.D	05/29/2011	13:00
	STD8260 240-3007/3	UXM6501.D	05/29/2011	13:22
	STD8260 240-3007/4	UXM6502.D	05/29/2011	13:45
	STD8260 240-3007/5	UXM6503.D	05/29/2011	14:08
	STD8260 240-3007/6	UXM6504.D	05/29/2011	14:31
	STD8260 240-3007/7	UXM6505.D	05/29/2011	14:53
	STD1 240-3007/8	UXM6506.D	05/29/2011	15:15
	STD2 240-3007/9	UXM6507.D	05/29/2011	15:37
	STD3 240-3007/10	UXM6508.D	05/29/2011	16:00
	STD4 240-3007/11	UXM6509.D	05/29/2011	16:22
	STD5 240-3007/12	UXM6510.D	05/29/2011	16:44
	STD6 240-3007/13	UXM6511.D	05/29/2011	17:06
	ICV 240-3007/14	UXM6512.D	05/29/2011	17:29

FORM VI
GC/MS VOA INITIAL CALIBRATION DATA
INTERNAL STANDARD CURVE EVALUTION

Lab Name: TestAmerica North Canton Job No.: 240-979-1 Analy Batch No.: 3007

SDG No.:

Instrument ID: A3UX16 GC Column: DB-624 ID: 0.18(mm) Heated Purge: (Y/N) N

Calibration Start Date: 05/29/2011 13:00 Calibration End Date: 05/29/2011 14:53 Calibration ID: 1183

Calibration Files:

LEVEL:	LAB SAMPLE ID:	LAB FILE ID:
Level 1	STD8260 240-3007/7	UXM6505.D
Level 2	STD8260 240-3007/6	UXM6504.D
Level 3	STD8260 240-3007/5	UXM6503.D
Level 4	STD8260 240-3007/4	UXM6502.D
Level 5	STD8260 240-3007/3	UXM6501.D
Level 6	STD8260 240-3007/2	UXM6500.D

ANALYTE	RRF					CURVE TYPE	COEFFICIENT			#	MIN RRF	%RSD	#	MAX %RSD	R^2 OR COD	#	MIN R^2 OR COD
	LVL 1	LVL 2	LVL 3	LVL 4	LVL 5		B	M1	M2								
	LVL 6																
Dichlorodifluoromethane	0.2983	0.2259	0.2557	0.2725	0.2800	Ave		0.2718				10.0		15.0			
	0.2987																
Chloromethane	0.4717	0.4631	0.4296	0.4483	0.4355	Ave		0.4459			0.1000	4.1		15.0			
	0.4273																
Vinyl chloride	0.3635	0.3493	0.3371	0.3600	0.3637	Ave		0.3570				3.3		15.0			
	0.3682																
Bromomethane	0.1931	0.1968	0.1783	0.1775	0.1548	Ave		0.1731				13.0		15.0			
	0.1378																
Chloroethane	0.2242	0.2258	0.2110	0.2245	0.2145	Ave		0.2175				4.0		15.0			
	0.2050																
Trichlorofluoromethane	0.3760	0.3088	0.3169	0.3442	0.3390	Ave		0.3382				7.0		15.0			
	0.3443																
Acrolein	0.0455	0.0447	0.0464	0.0479	0.0493	Ave		0.0471				4.0		15.0			
	0.0489																
1,1-Dichloroethene	0.2757	0.2770	0.2629	0.2753	0.2892	Ave		0.2779				3.4		15.0			
	0.2875																
1,1,2-Trichloro-1,2,2-trichfluoroethane	0.2129	0.1837	0.1542	0.1941	0.2092	Ave		0.1941				12.0		15.0			
	0.2106																
Acetone	0.1255	0.1071	0.0959	0.0954	0.0917	Ave		0.1009				13.0		15.0			
	0.0899																
Iodomethane	0.4663	0.4523	0.4463	0.4664	0.4894	Ave		0.4669				3.5		15.0			
	0.4805																
Carbon disulfide	0.9270	0.9205	0.8948	0.9696	1.0483	Ave		0.9697				7.1		15.0			
	1.0581																
Acetonitrile	0.0415	0.0396	0.0408	0.0418	0.0422	Ave		0.0412				2.2		15.0			
	0.0416																
Methyl acetate	0.2173	0.2329	0.2302	0.2353	0.2392	Ave		0.2317				3.3		15.0			
	0.2352																
Methylene Chloride	0.6813	0.4832	0.3847	0.3689	0.3638	Lin1	0.3012	0.3454							0.9990		0.9900
	0.3553																

Note: The m1 coefficient is the same as Ave RRF for an Ave curve type.

FORM VI
GC/MS VOA INITIAL CALIBRATION DATA
INTERNAL STANDARD CURVE EVALUTION

Lab Name: TestAmerica North Canton Job No.: 240-979-1 Analy Batch No.: 3007

SDG No.:

Instrument ID: A3UX16 GC Column: DB-624 ID: 0.18(mm) Heated Purge: (Y/N) N

Calibration Start Date: 05/29/2011 13:00 Calibration End Date: 05/29/2011 14:53 Calibration ID: 1183

ANALYTE	RRF					CURVE TYPE	COEFFICIENT			#	MIN RRF	%RSD	#	MAX %RSD	R^2 OR COD	#	MIN R^2 OR COD
	LVL 1	LVL 2	LVL 3	LVL 4	LVL 5		B	M1	M2								
	LVL 6																
tert-Butyl alcohol	0.0264	0.0242	0.0238	0.0245	0.0252	Ave		0.0248				3.7		15.0			
	0.0247																
Acrylonitrile	0.0962	0.1089	0.1081	0.1133	0.1132	Ave		0.1088				6.0		15.0			
	0.1129																
Methyl tert-butyl ether	0.9052	0.9338	0.9084	0.9445	0.9844	Ave		0.9424				3.6		15.0			
	0.9780																
trans-1,2-Dichloroethene	0.3245	0.3127	0.3206	0.3283	0.3449	Ave		0.3289				3.8		15.0			
	0.3425																
Hexane	0.0574	0.0465	0.0392	0.0472	0.0530	Ave		0.0496				13.0		15.0			
	0.0546																
1,1-Dichloroethane	0.5912	0.5979	0.5673	0.5881	0.6272	Ave		0.6006			0.1000	4.1		15.0			
	0.6319																
Vinyl acetate	0.0271	0.0328	0.0324	0.0372	0.0413	Lin1	-0.024	0.0433							0.9950		0.9900
	0.0446																
2,2-Dichloropropane	0.4458	0.4225	0.4110	0.4480	0.4683	Ave		0.4435				5.2		15.0			
	0.4655																
cis-1,2-Dichloroethene	0.3377	0.3482	0.3265	0.3398	0.3653	Ave		0.3455				4.0		15.0			
	0.3558																
2-Butanone	0.1477	0.1256	0.1190	0.1218	0.1226	Ave		0.1260				8.6		15.0			
	0.1193																
Bromochloromethane	0.1519	0.1391	0.1375	0.1459	0.1561	Ave		0.1473				5.3		15.0			
	0.1533																
Tetrahydrofuran	0.1188	0.0981	0.0900	0.0884	0.0887	Ave		0.0945				14.0		15.0			
	0.0832																
Chloroform	0.5079	0.5235	0.5114	0.5209	0.5580	Ave		0.5299				4.2		15.0			
	0.5578																
1,1,1-Trichloroethane	0.4542	0.4748	0.4473	0.4767	0.5115	Ave		0.4788				5.6		15.0			
	0.5081																
Cyclohexane	0.5872	0.5268	0.4580	0.5415	0.5932	Ave		0.5517				10.0		15.0			
	0.6036																
1,1-Dichloropropene	0.3780	0.3872	0.3615	0.3885	0.4165	Ave		0.3918				5.7		15.0			
	0.4190																
Carbon tetrachloride	0.3498	0.3346	0.3134	0.3616	0.3954	Ave		0.3600				9.8		15.0			
	0.4050																
Benzene	1.1885	1.1806	1.1616	1.1888	1.2727	Ave		1.2144				4.5		15.0			
	1.2941																
1,2-Dichloroethane	0.4012	0.3969	0.4003	0.3960	0.4222	Ave		0.4059				2.8		15.0			
	0.4187																
Trichloroethene	0.2726	0.2781	0.2630	0.2758	0.2977	Ave		0.2807				4.9		15.0			
	0.2968																

Note: The m1 coefficient is the same as Ave RRF for an Ave curve type.

FORM VI
GC/MS VOA INITIAL CALIBRATION DATA
INTERNAL STANDARD CURVE EVALUTION

Lab Name: TestAmerica North Canton Job No.: 240-979-1 Analy Batch No.: 3007

SDG No.:

Instrument ID: A3UX16 GC Column: DB-624 ID: 0.18(mm) Heated Purge: (Y/N) N

Calibration Start Date: 05/29/2011 13:00 Calibration End Date: 05/29/2011 14:53 Calibration ID: 1183

ANALYTE	RRF					CURVE TYPE	COEFFICIENT			#	MIN RRF	%RSD	#	MAX %RSD	R^2 OR COD	#	MIN R^2 OR COD
	LVL 1	LVL 2	LVL 3	LVL 4	LVL 5		B	M1	M2								
	LVL 6																
Methylcyclohexane	0.4041	0.3619	0.3155	0.3931	0.4327	Ave		0.3914				12.0		15.0			
	0.4413																
1,2-Dichloropropane	0.2862	0.2814	0.2805	0.2874	0.3119	Ave		0.2926				4.7		15.0			
	0.3080																
1,4-Dioxane	0.0021	0.0023	0.0021	0.0022	0.0023	Ave		0.0022				4.4		15.0			
	0.0021																
Dibromomethane	0.1486	0.1402	0.1421	0.1456	0.1554	Ave		0.1477				4.2		15.0			
	0.1541																
Bromodichloromethane	0.3040	0.3188	0.3252	0.3357	0.3691	Ave		0.3378				8.3		15.0			
	0.3742																
2-Chloroethyl vinyl ether	0.1335	0.1465	0.1474	0.1533	0.1571	Ave		0.1489				5.8		15.0			
	0.1558																
cis-1,3-Dichloropropene	0.3859	0.3988	0.4046	0.4229	0.4617	Ave		0.4232				7.9		15.0			
	0.4653																
4-Methyl-2-pentanone	0.2679	0.2669	0.2713	0.2799	0.2828	Ave		0.2755				2.8		15.0			
	0.2843																
Toluene	1.5641	1.6375	1.5242	1.5822	1.7296	Ave		1.6376				6.3		15.0			
	1.7880																
trans-1,3-Dichloropropene	0.4247	0.4551	0.4630	0.4839	0.5337	Ave		0.4843				9.7		15.0			
	0.5457																
Ethyl methacrylate	0.4338	0.4601	0.4409	0.4595	0.4880	Ave		0.4611				4.8		15.0			
	0.4841																
1,1,2-Trichloroethane	0.2610	0.2789	0.2660	0.2758	0.2945	Ave		0.2777				4.7		15.0			
	0.2902																
Tetrachloroethene	0.2358	0.2605	0.2400	0.2608	0.2832	Ave		0.2614				8.2		15.0			
	0.2884																
1,3-Dichloropropane	0.5032	0.5202	0.5003	0.5080	0.5463	Ave		0.5210				4.1		15.0			
	0.5479																
2-Hexanone	0.2134	0.2440	0.2362	0.2476	0.2471	Ave		0.2391				5.6		15.0			
	0.2464																
Dibromochloromethane	0.2625	0.2576	0.2688	0.2857	0.3228	Ave		0.2878				11.0		15.0			
	0.3293																
1,2-Dibromoethane	0.2702	0.2701	0.2713	0.2837	0.3012	Ave		0.2830				5.4		15.0			
	0.3017																
Chlorobenzene	1.0004	1.0557	0.9994	1.0369	1.1122	Ave		1.0535			0.3000	4.9		15.0			
	1.1167																
1,1,1,2-Tetrachloroethane	0.2985	0.3346	0.3315	0.3568	0.3907	Ave		0.3512				11.0		15.0			
	0.3953																
Ethylbenzene	0.5345	0.5740	0.5356	0.5610	0.6145	Ave		0.5717				6.1		15.0			
	0.6104																

Note: The m1 coefficient is the same as Ave RRF for an Ave curve type.

FORM VI
GC/MS VOA INITIAL CALIBRATION DATA
INTERNAL STANDARD CURVE EVALUTION

Lab Name: TestAmerica North Canton Job No.: 240-979-1 Analy Batch No.: 3007

SDG No.:

Instrument ID: A3UX16 GC Column: DB-624 ID: 0.18(mm) Heated Purge: (Y/N) N

Calibration Start Date: 05/29/2011 13:00 Calibration End Date: 05/29/2011 14:53 Calibration ID: 1183

ANALYTE	RRF					CURVE TYPE	COEFFICIENT			#	MIN RRF	%RSD	#	MAX %RSD	R^2 OR COD	#	MIN R^2 OR COD
	LVL 1 LVL 6	LVL 2	LVL 3	LVL 4	LVL 5		B	M1	M2								
m-Xylene & p-Xylene	0.6665 0.7839	0.7201	0.6698	0.7001	0.7639	Ave		0.7174				6.8		15.0			
o-Xylene	0.6583 0.7725	0.7135	0.6995	0.7111	0.7659	Ave		0.7201				6.0		15.0			
Styrene	1.0634 1.3324	1.1543	1.1303	1.2121	1.3135	Ave		1.2010				8.8		15.0			
Bromoform	0.1308 0.1929	0.1340	0.1432	0.1571	0.1829	Lin1	-0.099	0.1879			0.1000				0.9950		0.9900
Isopropylbenzene	1.6254 2.0021	1.7462	1.6256	1.7661	1.9411	Ave		1.7844				8.8		15.0			
1,1,2,2-Tetrachloroethane	0.6390 0.6966	0.6787	0.6513	0.6576	0.7273	Ave		0.6751			0.3000	4.9		15.0			
Bromobenzene	0.7531 0.8119	0.7794	0.7596	0.7729	0.8537	Ave		0.7884				4.8		15.0			
1,2,3-Trichloropropane	0.2246 0.2221	0.2190	0.2110	0.2231	0.2352	Ave		0.2225				3.5		15.0			
trans-1,4-Dichloro-2-butene	0.2199 0.2389	0.2152	0.2195	0.2249	0.2430	Ave		0.2269				5.0		15.0			
n-Propylbenzene	0.7601 0.8719	0.8284	0.7668	0.8249	0.9068	Ave		0.8265				6.9		15.0			
2-Chlorotoluene	0.7619 0.8073	0.7608	0.7421	0.7472	0.8400	Ave		0.7766				5.0		15.0			
1,3,5-Trimethylbenzene	2.4884 2.9700	2.6808	2.5164	2.6630	2.9838	Ave		2.7171				7.9		15.0			
4-Chlorotoluene	0.7733 0.8393	0.8006	0.7549	0.7759	0.8529	Ave		0.7995				4.9		15.0			
tert-Butylbenzene	1.9919 2.3648	2.1154	1.9687	2.0834	2.3571	Ave		2.1469				8.1		15.0			
1,2,4-Trimethylbenzene	2.6390 3.0675	2.7872	2.6804	2.7942	3.1249	Ave		2.8489				7.1		15.0			
sec-Butylbenzene	2.6740 3.2749	2.9419	2.7072	2.8937	3.3051	Ave		2.9661				9.2		15.0			
1,3-Dichlorobenzene	1.4339 1.5710	1.5438	1.4621	1.4650	1.6137	Ave		1.5149				4.7		15.0			
p-Isopropyltoluene	2.1764 2.7349	2.4137	2.3047	2.4106	2.7549	Ave		2.4659				9.4		15.0			
1,4-Dichlorobenzene	1.4372 1.6450	1.5618	1.4977	1.5279	1.6788	Ave		1.5581				5.8		15.0			
n-Butylbenzene	1.9146 2.3749	2.0057	1.9329	2.1117	2.3793	Ave		2.1199				10.0		15.0			

Note: The m1 coefficient is the same as Ave RRF for an Ave curve type.

FORM VI
GC/MS VOA INITIAL CALIBRATION DATA
INTERNAL STANDARD CURVE EVALUTION

Lab Name: TestAmerica North Canton Job No.: 240-979-1 Analy Batch No.: 3007

SDG No.:

Instrument ID: A3UX16 GC Column: DB-624 ID: 0.18(mm) Heated Purge: (Y/N) N

Calibration Start Date: 05/29/2011 13:00 Calibration End Date: 05/29/2011 14:53 Calibration ID: 1183

ANALYTE	RRF					CURVE TYPE	COEFFICIENT			#	MIN RRF	%RSD	#	MAX %RSD	R^2 OR COD	#	MIN R^2 OR COD
	LVL 1 LVL 6	LVL 2	LVL 3	LVL 4	LVL 5		B	M1	M2								
1,2-Dichlorobenzene	1.4100 1.5390	1.4793	1.4452	1.4677	1.6050	Ave		1.4910				4.7		15.0			
1,2-Dibromo-3-Chloropropane	0.0991 0.1150	0.0887	0.1000	0.1027	0.1188	Ave		0.1041				11.0		15.0			
1,3,5-Trichlorobenzene	0.7981 0.8925	0.8453	0.8411	0.8652	0.9607	Ave		0.8672				6.4		15.0			
1,2,4-Trichlorobenzene	0.6536 0.7565	0.7392	0.7075	0.7687	0.8329	Ave		0.7431				8.1		15.0			
Hexachlorobutadiene	0.3005 0.3020	0.3307	0.2846	0.3101	0.3393	Ave		0.3112				6.6		15.0			
Naphthalene	1.7625 1.8222	1.8352	1.8166	1.8796	2.0718	Ave		1.8646				5.8		15.0			
1,2,3-Trichlorobenzene	0.6252 0.5752	0.6791	0.6212	0.6414	0.6905	Ave		0.6388				6.6		15.0			
Dibromofluoromethane (Surr)	0.2556 0.2697	0.2553	0.2446	0.2602	0.2726	Ave		0.2597				4.0		15.0			
1,2-Dichloroethane-d4 (Surr)	0.3101 0.3312	0.3104	0.3075	0.3261	0.3266	Ave		0.3187				3.3		15.0			
Toluene-d8 (Surr)	1.1941 1.4113	1.2886	1.2333	1.2912	1.3622	Ave		1.2968				6.2		15.0			
4-Bromofluorobenzene (Surr)	0.5076 0.5645	0.5380	0.5245	0.5444	0.5560	Ave		0.5392				3.9		15.0			

Note: The m1 coefficient is the same as Ave RRF for an Ave curve type.

FORM VI
GC/MS VOA INITIAL CALIBRATION DATA
INTERNAL STANDARD CURVE EVALUTION

Lab Name: TestAmerica North Canton Job No.: 240-979-1 Analy Batch No.: 3007

SDG No.:

Instrument ID: A3UX16 GC Column: DB-624 ID: 0.18(mm) Heated Purge: (Y/N) N

Calibration Start Date: 05/29/2011 15:15 Calibration End Date: 05/29/2011 17:06 Calibration ID: 1185

Calibration Files:

LEVEL:	LAB SAMPLE ID:	LAB FILE ID:
Level 1	STD6 240-3007/13	UXM6511.D
Level 2	STD5 240-3007/12	UXM6510.D
Level 3	STD4 240-3007/11	UXM6509.D
Level 4	STD3 240-3007/10	UXM6508.D
Level 5	STD2 240-3007/9	UXM6507.D
Level 6	STD1 240-3007/8	UXM6506.D

ANALYTE	RRF					CURVE TYPE	COEFFICIENT			#	MIN RRF	%RSD	#	MAX %RSD	R^2 OR COD	#	MIN R^2 OR COD
	LVL 1	LVL 2	LVL 3	LVL 4	LVL 5		B	M1	M2								
	LVL 6																
Dichlorofluoromethane	0.5506	0.4715	0.4922	0.5507	0.4990	Ave		0.5113				6.3		15.0			
	0.5039																
Ethyl ether	0.2645	0.2573	0.2901	0.2942	0.2830	Ave		0.2800				5.5		15.0			
	0.2910																
3-Chloro-1-propene	0.1610	0.1599	0.1826	0.1978	0.1860	Ave		0.1807				9.3		15.0			
	0.1968																
Diisopropyl ether	0.2920	0.2674	0.3008	0.3155	0.2989	Ave		0.2981				5.9		15.0			
	0.3140																
2-Chloro-1,3-butadiene	0.5362	0.5201	0.5813	0.6137	0.5969	Ave		0.5772				7.0		15.0			
	0.6149																
Ethyl-t-butyl ether (ETBE)	1.0807	1.0264	1.1669	1.2348	1.1744	Ave		1.1582				7.8		15.0			
	1.2661																
Ethyl acetate	0.2291	0.2277	0.2426	0.2442	0.2437	Ave		0.2390				3.5		15.0			
	0.2469																
Propionitrile	0.0377	0.0378	0.0379	0.0380	0.0386	Ave		0.0382				1.7		15.0			
	0.0394																
Methacrylonitrile	0.2028	0.1619	0.1719	0.1786	0.1788	Ave		0.1799				7.7		15.0			
	0.1856																
Isobutyl alcohol	0.0093	0.0082	0.0092	0.0095	0.0092	Ave		0.0091				5.0		15.0			
	0.0090																
Tert-amyl-methyl ether (TAME)	0.8566	0.8277	0.9356	0.9832	0.9465	Ave		0.9258				7.6		15.0			
	1.0053																
n-Heptane	0.0283	0.0370	0.0385	0.0426	0.0547	Qua	-0.073	0.0626	0						0.9930		0.9900
	0.0446																
n-Butanol	0.0086	0.0074	0.0073	0.0075	0.0076	Ave		0.0076				7.1		15.0			
	0.0070																
Methyl methacrylate	0.2355	0.2383	0.2548	0.2603	0.2538	Ave		0.2498				4.1		15.0			
	0.2558																
2-Nitropropane	0.0716	0.0638	0.0733	0.0740	0.0749	Ave		0.0724				6.2		15.0			
	0.0766																

Note: The m1 coefficient is the same as Ave RRF for an Ave curve type.

FORM VI
GC/MS VOA INITIAL CALIBRATION DATA
INTERNAL STANDARD CURVE EVALUTION

Lab Name: TestAmerica North Canton Job No.: 240-979-1 Analy Batch No.: 3007

SDG No.:

Instrument ID: A3UX16 GC Column: DB-624 ID: 0.18(mm) Heated Purge: (Y/N) N

Calibration Start Date: 05/29/2011 15:15 Calibration End Date: 05/29/2011 17:06 Calibration ID: 1185

ANALYTE	RRF					CURVE TYPE	COEFFICIENT			#	MIN RRF	%RSD	#	MAX %RSD	R^2 OR COD	#	MIN R^2 OR COD
	LVL 1 LVL 6	LVL 2	LVL 3	LVL 4	LVL 5		B	M1	M2								
n-Butyl acetate	0.4001 0.4652	0.3923	0.4438	0.4817	0.4611	Ave		0.4407				8.3		15.0			
Cyclohexanone	0.0637 0.0656	0.0601	0.0705	0.0773	0.0733	Ave		0.0684				9.4		15.0			
1,2,3-Trimethylbenzene	2.7648 3.2728	2.6215	2.8961	3.0823	3.0301	Ave		2.9446				7.9		15.0			
2-Methylnaphthalene	0.7633 0.5362	0.7935	0.7843	0.8634	0.8467	Ave		0.7646				15.0		15.0			

Note: The m1 coefficient is the same as Ave RRF for an Ave curve type.

FORM VII
GC/MS VOA CONTINUING CALIBRATION DATA

Lab Name: TestAmerica North Canton Job No.: 240-979-1

SDG No.:

Lab Sample ID: ICV 240-3007/14 Calibration Date: 05/29/2011 17:29

Instrument ID: A3UX16 Calib Start Date: 05/29/2011 13:00

GC Column: DB-624 ID: 0.18(mm) Calib End Date: 05/29/2011 14:53

Lab File ID: UXM6512.D Conc. Units: ng/uL Heated Purge: (Y/N) N

ANALYTE	CURVE TYPE	AVE RRF	RRF	MIN RRF	CALC AMOUNT	SPIKE AMOUNT	%D	MAX %D
Dichlorodifluoromethane	Ave	0.2718	0.2761		0.0102	0.0100	1.5	50.0
Chloromethane	Ave	0.4459	0.4695	0.1000	0.0105	0.0100	5.3	50.0
Vinyl chloride	Ave	0.3570	0.3819		0.0107	0.0100	7.0	20.0
Bromomethane	Ave	0.1731	0.1589		0.00918	0.0100	-8.2	50.0
Chloroethane	Ave	0.2175	0.2234		0.0103	0.0100	2.7	50.0
Trichlorofluoromethane	Ave	0.3382	0.3653		0.0108	0.0100	8.0	50.0
Acrolein	Ave	0.0471	0.0452		0.0288	0.0300	-4.0	50.0
1,1-Dichloroethene	Ave	0.2779	0.3092		0.0111	0.0100	11.2	20.0
1,1,2-Trichloro-1,2,2-trichfluoroethane	Ave	0.1941	0.2146		0.0111	0.0100	10.6	50.0
Acetone	Ave	0.1009	0.0925		0.0183	0.0200	-8.4	50.0
Iodomethane	Ave	0.4669	0.5339		0.0114	0.0100	14.4	50.0
Carbon disulfide	Ave	0.9697	1.026		0.0106	0.0100	5.8	50.0
Acetonitrile	Ave	0.0412	0.0422		0.0307	0.0300	2.4	50.0
Methyl acetate	Ave	0.2317	0.2336		0.0101	0.0100	0.8	50.0
Methylene Chloride	Lin1		0.3901		0.0104	0.0100	4.0	50.0
tert-Butyl alcohol	Ave	0.0248	0.0261		0.210	0.200	5.2	50.0
Acrylonitrile	Ave	0.1088	0.1131		0.0312	0.0300	4.0	50.0
Methyl tert-butyl ether	Ave	0.9424	0.9824		0.0104	0.0100	4.3	50.0
trans-1,2-Dichloroethene	Ave	0.3289	0.3460		0.0105	0.0100	5.2	50.0
Hexane	Ave	0.0496	0.0530		0.0107	0.0100	6.8	20.0
1,1-Dichloroethane	Ave	0.6006	0.6336	0.1000	0.0106	0.0100	5.5	50.0
Vinyl acetate	Lin1		0.0395		0.00967	0.0100	-3.3	50.0
2,2-Dichloropropane	Ave	0.4435	0.4347		0.00980	0.0100	-2.0	50.0
cis-1,2-Dichloroethene	Ave	0.3455	0.3589		0.0104	0.0100	3.9	50.0
2-Butanone	Ave	0.1260	0.1144		0.0182	0.0200	-9.2	50.0
Bromochloromethane	Ave	0.1473	0.1552		0.0105	0.0100	5.3	50.0
Tetrahydrofuran	Ave	0.0945	0.0853		0.00902	0.0100	-9.8	50.0
Chloroform	Ave	0.5299	0.5511		0.0104	0.0100	4.0	20.0
1,1,1-Trichloroethane	Ave	0.4788	0.4939		0.0103	0.0100	3.2	50.0
Cyclohexane	Ave	0.5517	0.5637		0.0102	0.0100	2.2	50.0
1,1-Dichloropropene	Ave	0.3918	0.4040		0.0103	0.0100	3.1	50.0
Carbon tetrachloride	Ave	0.3600	0.3747		0.0104	0.0100	4.1	50.0
Benzene	Ave	1.214	1.217		0.0100	0.0100	0.3	50.0
1,2-Dichloroethane	Ave	0.4059	0.4114		0.0101	0.0100	1.4	50.0
Trichloroethene	Ave	0.2807	0.2770		0.00987	0.0100	-1.3	50.0
Methylcyclohexane	Ave	0.3914	0.3947		0.0101	0.0100	0.8	50.0
1,2-Dichloropropane	Ave	0.2926	0.3000		0.0103	0.0100	2.5	20.0
Dibromomethane	Ave	0.1477	0.1522		0.0103	0.0100	3.1	50.0
Bromodichloromethane	Ave	0.3378	0.3338		0.00988	0.0100	-1.2	50.0
2-Chloroethyl vinyl ether	Ave	0.1489	0.1528		0.0103	0.0100	2.6	50.0

FORM VII
GC/MS VOA CONTINUING CALIBRATION DATA

Lab Name: TestAmerica North Canton Job No.: 240-979-1

SDG No.:

Lab Sample ID: ICV 240-3007/14 Calibration Date: 05/29/2011 17:29

Instrument ID: A3UX16 Calib Start Date: 05/29/2011 13:00

GC Column: DB-624 ID: 0.18(mm) Calib End Date: 05/29/2011 14:53

Lab File ID: UXM6512.D Conc. Units: ng/uL Heated Purge: (Y/N) N

ANALYTE	CURVE TYPE	AVE RRF	RRF	MIN RRF	CALC AMOUNT	SPIKE AMOUNT	%D	MAX %D
cis-1,3-Dichloropropene	Ave	0.4232	0.3961		0.00936	0.0100	-6.4	50.0
4-Methyl-2-pentanone	Ave	0.2755	0.2702		0.0196	0.0200	-1.9	50.0
Toluene	Ave	1.638	1.609		0.00982	0.0100	-1.8	20.0
trans-1,3-Dichloropropene	Ave	0.4843	0.4728		0.00976	0.0100	-2.4	50.0
1,1,2-Trichloroethane	Ave	0.2777	0.2807		0.0101	0.0100	1.1	50.0
Tetrachloroethene	Ave	0.2614	0.2645		0.0101	0.0100	1.2	50.0
1,3-Dichloropropane	Ave	0.5210	0.5138		0.00986	0.0100	-1.4	50.0
2-Hexanone	Ave	0.2391	0.2490		0.0208	0.0200	4.1	50.0
Dibromochloromethane	Ave	0.2878	0.2777		0.00965	0.0100	-3.5	50.0
1,2-Dibromoethane	Ave	0.2830	0.2757		0.00974	0.0100	-2.6	50.0
Chlorobenzene	Ave	1.054	1.038	0.3000	0.00985	0.0100	-1.5	50.0
1,1,1,2-Tetrachloroethane	Ave	0.3512	0.3641		0.0104	0.0100	3.7	50.0
Ethylbenzene	Ave	0.5717	0.5641		0.00987	0.0100	-1.3	20.0
m-Xylene & p-Xylene	Ave	0.7174	0.7021		0.0196	0.0200	-2.1	50.0
o-Xylene	Ave	0.7201	0.7280		0.0101	0.0100	1.1	50.0
Styrene	Ave	1.201	1.176		0.00979	0.0100	-2.1	50.0
Bromoform	Lin1		0.1515	0.1000	0.00859	0.0100	-14.1	50.0
Isopropylbenzene	Ave	1.784	1.771		0.00992	0.0100	-0.8	50.0
1,1,2,2-Tetrachloroethane	Ave	0.6751	0.6869	0.3000	0.0102	0.0100	1.8	50.0
Bromobenzene	Ave	0.7884	0.7899		0.0100	0.0100	0.2	50.0
1,2,3-Trichloropropane	Ave	0.2225	0.2228		0.0100	0.0100	0.2	50.0
trans-1,4-Dichloro-2-butene	Ave	0.2269	0.2283		0.0201	0.0200	0.6	50.0
n-Propylbenzene	Ave	0.8265	0.8644		0.0105	0.0100	4.6	50.0
2-Chlorotoluene	Ave	0.7766	0.7709		0.00993	0.0100	-0.7	50.0
1,3,5-Trimethylbenzene	Ave	2.717	2.741		0.0101	0.0100	0.9	50.0
4-Chlorotoluene	Ave	0.7995	0.8112		0.0101	0.0100	1.5	50.0
tert-Butylbenzene	Ave	2.147	2.164		0.0101	0.0100	0.8	50.0
1,2,4-Trimethylbenzene	Ave	2.849	2.902		0.0102	0.0100	1.9	50.0
sec-Butylbenzene	Ave	2.966	2.956		0.00997	0.0100	-0.3	50.0
1,3-Dichlorobenzene	Ave	1.515	1.521		0.0100	0.0100	0.4	50.0
p-Isopropyltoluene	Ave	2.466	2.611		0.0106	0.0100	5.9	50.0
1,4-Dichlorobenzene	Ave	1.558	1.520		0.00975	0.0100	-2.5	50.0
n-Butylbenzene	Ave	2.120	2.173		0.0103	0.0100	2.5	50.0
1,2-Dichlorobenzene	Ave	1.491	1.506		0.0101	0.0100	1.0	50.0
1,2-Dibromo-3-Chloropropane	Ave	0.1041	0.1019		0.00980	0.0100	-2.0	50.0
1,2,4-Trichlorobenzene	Ave	0.7431	0.7506		0.0101	0.0100	1.0	50.0
Hexachlorobutadiene	Ave	0.3112	0.2681		0.00862	0.0100	-13.8	50.0
Naphthalene	Ave	1.865	1.741		0.00934	0.0100	-6.6	50.0
1,2,3-Trichlorobenzene	Ave	0.6388	0.5681		0.00889	0.0100	-11.1	50.0
Dibromofluoromethane (Surr)	Ave	0.2597	0.2584		0.00995	0.0100	-0.5	50.0
1,2-Dichloroethane-d4 (Surr)	Ave	0.3187	0.3179		0.00998	0.0100	-0.2	50.0

FORM VII
GC/MS VOA CONTINUING CALIBRATION DATA

Lab Name: TestAmerica North Canton Job No.: 240-979-1

SDG No.:

Lab Sample ID: ICV 240-3007/14 Calibration Date: 05/29/2011 17:29

Instrument ID: A3UX16 Calib Start Date: 05/29/2011 13:00

GC Column: DB-624 ID: 0.18(mm) Calib End Date: 05/29/2011 14:53

Lab File ID: UXM6512.D Conc. Units: ng/uL Heated Purge: (Y/N) N

ANALYTE	CURVE TYPE	AVE RRF	RRF	MIN RRF	CALC AMOUNT	SPIKE AMOUNT	%D	MAX %D
Toluene-d8 (Surr)	Ave	1.297	1.264		0.00975	0.0100	-2.5	50.0
4-Bromofluorobenzene (Surr)	Ave	0.5392	0.5271		0.00978	0.0100	-2.2	50.0

FORM VII
GC/MS VOA CONTINUING CALIBRATION DATA

Lab Name: TestAmerica North Canton Job No.: 240-979-1

SDG No.:

Lab Sample ID: ICV 240-3007/14 Calibration Date: 05/29/2011 17:29

Instrument ID: A3UX16 Calib Start Date: 05/29/2011 15:15

GC Column: DB-624 ID: 0.18(mm) Calib End Date: 05/29/2011 17:06

Lab File ID: UXM6512.D Conc. Units: ng/uL Heated Purge: (Y/N) N

ANALYTE	CURVE TYPE	AVE RRF	RRF	MIN RRF	CALC AMOUNT	SPIKE AMOUNT	%D	MAX %D
Ethyl ether	Ave	0.2800	0.2894		0.0103	0.0100	3.4	50.0
Diisopropyl ether	Ave	0.2981	0.3096		0.0104	0.0100	3.8	50.0
Isobutyl alcohol	Ave	0.0091	0.0089		0.489	0.500	-2.2	50.0
Cyclohexanone	Ave	0.0684	0.0231		0.0676	0.200	-66.2*	50.0
1,2,3-Trimethylbenzene	Ave	2.945	3.155		0.0107	0.0100	7.1	50.0

FORM V
GC/MS VOA INSTRUMENT PERFORMANCE CHECK
BROMOFLUOROBENZENE (BFB)

Lab Name: TestAmerica North Canton Job No.: 240-979-1

SDG No.:

Lab File ID: BFB1912.D BFB Injection Date: 06/22/2011

Instrument ID: A3UX16 BFB Injection Time: 10:06

Analysis Batch No.: 5643

M/E	ION ABUNDANCE CRITERIA	% RELATIVE ABUNDANCE	
50	15.0 - 40.0 % of mass 95	21.6	
75	30.0 - 60.0 % of mass 95	48.0	
95	Base Peak, 100% relative abundance	100.0	
96	5.0 - 9.0 % of mass 95	6.6	
173	Less than 2.0 % of mass 174	0.9	(1.1)1
174	50.0 - 120.00 % of mass 95	81.1	
175	5.0 - 9.0 % of mass 174	6.1	(7.5)1
176	95.0 - 101.0 % of mass 174	79.4	(97.9)1
177	5.0 - 9.0 % of mass 176	5.2	(6.6)2

1-Value is % mass 174 2-Value is % mass 176

THIS CHECK APPLIES TO THE FOLLOWING SAMPLES, MS, MSD, BLANKS AND STANDARDS:

CLIENT SAMPLE ID	LAB SAMPLE ID	LAB FILE ID	DATE ANALYZED	TIME ANALYZED
	CCVIS 240-5643/2	UXM7063.D	06/22/2011	10:55
	CCV 240-5643/3	UXM7064.D	06/22/2011	11:18
	LCS 240-5643/4	UXM7065.D	06/22/2011	11:41
	MB 240-5643/5	UXM7066.D	06/22/2011	12:03
MW11I-060911	240-979-6	UXM7086.D	06/22/2011	19:36
MW11I-060911 MS	240-979-6 MS	UXM7087.D	06/22/2011	19:58
MW11I-060911 MSD	240-979-6 MSD	UXM7088.D	06/22/2011	20:21

FORM VII
GC/MS VOA CONTINUING CALIBRATION DATA

Lab Name: TestAmerica North Canton Job No.: 240-979-1

SDG No.:

Lab Sample ID: CCVIS 240-5643/2 Calibration Date: 06/22/2011 10:55

Instrument ID: A3UX16 Calib Start Date: 05/29/2011 13:00

GC Column: DB-624 ID: 0.18(mm) Calib End Date: 05/29/2011 14:53

Lab File ID: UXM7063.D Conc. Units: ng/uL Heated Purge: (Y/N) N

ANALYTE	CURVE TYPE	AVE RRF	RRF	MIN RRF	CALC AMOUNT	SPIKE AMOUNT	%D	MAX %D
Dichlorodifluoromethane	Ave	0.2718	0.3618		0.0133	0.0100	33.1	50.0
Chloromethane	Ave	0.4459	0.4784	0.1000	0.0107	0.0100	7.3	50.0
Vinyl chloride	Ave	0.3570	0.3728		0.0104	0.0100	4.4	20.0
Bromomethane	Ave	0.1731	0.1428		0.00825	0.0100	-17.5	50.0
Chloroethane	Ave	0.2175	0.1971		0.00906	0.0100	-9.4	50.0
Trichlorofluoromethane	Ave	0.3382	0.5272		0.0156	0.0100	55.9*	50.0
Acrolein	Ave	0.0471	0.0419		0.0890	0.100	-11.0	50.0
1,1-Dichloroethene	Ave	0.2779	0.2921		0.0105	0.0100	5.1	20.0
1,1,2-Trichloro-1,2,2-trichfluoroethane	Ave	0.1941	0.2749		0.0142	0.0100	41.6	50.0
Acetone	Ave	0.1009	0.0945		0.0187	0.0200	-6.3	50.0
Iodomethane	Ave	0.4669	0.5322		0.0114	0.0100	14.0	50.0
Carbon disulfide	Ave	0.9697	0.7980		0.00823	0.0100	-17.7	50.0
Acetonitrile	Ave	0.0412	0.0397		0.0963	0.100	-3.7	50.0
Methyl acetate	Ave	0.2317	0.2355		0.0203	0.0200	1.6	50.0
Methylene Chloride	Lin1		0.3806		0.0101	0.0100	1.0	50.0
tert-Butyl alcohol	Ave	0.0248	0.0205		0.165	0.200	-17.3	50.0
Acrylonitrile	Ave	0.1088	0.1112		0.0204	0.0200	2.2	50.0
Methyl tert-butyl ether	Ave	0.9424	0.8672		0.00920	0.0100	-8.0	50.0
trans-1,2-Dichloroethene	Ave	0.3289	0.3457		0.0105	0.0100	5.1	50.0
Hexane	Ave	0.0496	0.0616		0.0124	0.0100	24.0*	20.0
1,1-Dichloroethane	Ave	0.6006	0.6085	0.1000	0.0101	0.0100	1.3	50.0
Vinyl acetate	Lin1		0.0380		0.00932	0.0100	-6.8	50.0
2,2-Dichloropropane	Ave	0.4435	0.4465		0.0101	0.0100	0.7	50.0
cis-1,2-Dichloroethene	Ave	0.3455	0.3505		0.0101	0.0100	1.4	50.0
2-Butanone	Ave	0.1260	0.1249		0.0198	0.0200	-0.9	50.0
Bromochloromethane	Ave	0.1473	0.1705		0.0116	0.0100	15.8	50.0
Tetrahydrofuran	Ave	0.0945	0.0846		0.00895	0.0100	-10.5	50.0
Chloroform	Ave	0.5299	0.5622		0.0106	0.0100	6.1	20.0
1,1,1-Trichloroethane	Ave	0.4788	0.5270		0.0110	0.0100	10.1	50.0
Cyclohexane	Ave	0.5517	0.6459		0.0117	0.0100	17.1	50.0
1,1-Dichloropropene	Ave	0.3918	0.4243		0.0108	0.0100	8.3	50.0
Carbon tetrachloride	Ave	0.3600	0.4484		0.0125	0.0100	24.6	50.0
Benzene	Ave	1.214	1.206		0.00993	0.0100	-0.7	50.0
1,2-Dichloroethane	Ave	0.4059	0.4581		0.0113	0.0100	12.9	50.0
Trichloroethene	Ave	0.2807	0.3312		0.0118	0.0100	18.0	50.0
Methylcyclohexane	Ave	0.3914	0.4761		0.0122	0.0100	21.6	50.0
1,2-Dichloropropane	Ave	0.2926	0.2925		0.0100	0.0100	-0.0	20.0
1,4-Dioxane	Ave	0.0022	0.0020		0.457	0.500	-8.7	50.0
Dibromomethane	Ave	0.1477	0.1561		0.0106	0.0100	5.7	50.0
Bromodichloromethane	Ave	0.3378	0.3319		0.00982	0.0100	-1.8	50.0

FORM VII
GC/MS VOA CONTINUING CALIBRATION DATA

Lab Name: TestAmerica North Canton Job No.: 240-979-1

SDG No.:

Lab Sample ID: CCVIS 240-5643/2 Calibration Date: 06/22/2011 10:55

Instrument ID: A3UX16 Calib Start Date: 05/29/2011 13:00

GC Column: DB-624 ID: 0.18(mm) Calib End Date: 05/29/2011 14:53

Lab File ID: UXM7063.D Conc. Units: ng/uL Heated Purge: (Y/N) N

ANALYTE	CURVE TYPE	AVE RRF	RRF	MIN RRF	CALC AMOUNT	SPIKE AMOUNT	%D	MAX %D
2-Chloroethyl vinyl ether	Ave	0.1489	0.1185		0.0159	0.0200	-20.5	50.0
cis-1,3-Dichloropropene	Ave	0.4232	0.3892		0.00920	0.0100	-8.0	50.0
4-Methyl-2-pentanone	Ave	0.2755	0.2758		0.0200	0.0200	0.1	50.0
Toluene	Ave	1.638	1.630		0.00995	0.0100	-0.5	20.0
trans-1,3-Dichloropropene	Ave	0.4843	0.4109		0.00848	0.0100	-15.2	50.0
Ethyl methacrylate	Ave	0.4611	0.4027		0.00873	0.0100	-12.7	50.0
1,1,2-Trichloroethane	Ave	0.2777	0.2591		0.00933	0.0100	-6.7	50.0
Tetrachloroethene	Ave	0.2614	0.3206		0.0123	0.0100	-22.6	50.0
1,3-Dichloropropane	Ave	0.5210	0.4730		0.00908	0.0100	-9.2	50.0
2-Hexanone	Ave	0.2391	0.2253		0.0188	0.0200	-5.8	50.0
Dibromochloromethane	Ave	0.2878	0.2698		0.00938	0.0100	-6.2	50.0
1,2-Dibromoethane	Ave	0.2830	0.2642		0.00934	0.0100	-6.6	50.0
Chlorobenzene	Ave	1.054	1.063	0.3000	0.0101	0.0100	0.9	50.0
1,1,1,2-Tetrachloroethane	Ave	0.3512	0.3938		0.0112	0.0100	12.1	50.0
Ethylbenzene	Ave	0.5717	0.5583		0.00977	0.0100	-2.3	20.0
m-Xylene & p-Xylene	Ave	0.7174	0.7033		0.0196	0.0200	-2.0	50.0
o-Xylene	Ave	0.7201	0.7348		0.0102	0.0100	2.0	50.0
Styrene	Ave	1.201	1.160		0.00966	0.0100	-3.4	50.0
Bromoform	Lin1		0.1380	0.1000	0.00788	0.0100	-21.2	50.0
Isopropylbenzene	Ave	1.784	1.863		0.0104	0.0100	4.4	50.0
1,1,2,2-Tetrachloroethane	Ave	0.6751	0.5269	0.3000	0.00780	0.0100	-22.0	50.0
Bromobenzene	Ave	0.7884	0.7397		0.00938	0.0100	-6.2	50.0
1,2,3-Trichloropropane	Ave	0.2225	0.1949		0.00876	0.0100	-12.4	50.0
trans-1,4-Dichloro-2-butene	Ave	0.2269	0.1654		0.00729	0.0100	-27.1	50.0
n-Propylbenzene	Ave	0.8265	0.7785		0.00942	0.0100	-5.8	50.0
2-Chlorotoluene	Ave	0.7766	0.7096		0.00914	0.0100	-8.6	50.0
1,3,5-Trimethylbenzene	Ave	2.717	2.473		0.00910	0.0100	-9.0	50.0
4-Chlorotoluene	Ave	0.7995	0.7559		0.00945	0.0100	-5.5	50.0
tert-Butylbenzene	Ave	2.147	2.126		0.00990	0.0100	-1.0	50.0
1,2,4-Trimethylbenzene	Ave	2.849	2.566		0.00901	0.0100	-9.9	50.0
sec-Butylbenzene	Ave	2.966	2.689		0.00906	0.0100	-9.4	50.0
1,3-Dichlorobenzene	Ave	1.515	1.476		0.00974	0.0100	-2.6	50.0
p-Isopropyltoluene	Ave	2.466	2.369		0.00961	0.0100	-3.9	50.0
1,4-Dichlorobenzene	Ave	1.558	1.490		0.00956	0.0100	-4.4	50.0
n-Butylbenzene	Ave	2.120	1.923		0.00907	0.0100	-9.3	50.0
1,2-Dichlorobenzene	Ave	1.491	1.410		0.00946	0.0100	-5.4	50.0
1,2-Dibromo-3-Chloropropane	Ave	0.1041	0.0772		0.00742	0.0100	-25.8	50.0
1,3,5-Trichlorobenzene	Ave	0.8672	0.8676		0.0100	0.0100	0.0	50.0
1,2,4-Trichlorobenzene	Ave	0.7431	0.6808		0.00916	0.0100	-8.4	50.0
Hexachlorobutadiene	Ave	0.3112	0.3071		0.00987	0.0100	-1.3	50.0
Naphthalene	Ave	1.865	1.320		0.00708	0.0100	-29.2	50.0

FORM VII
GC/MS VOA CONTINUING CALIBRATION DATA

Lab Name: TestAmerica North Canton Job No.: 240-979-1

SDG No.:

Lab Sample ID: CCVIS 240-5643/2 Calibration Date: 06/22/2011 10:55

Instrument ID: A3UX16 Calib Start Date: 05/29/2011 13:00

GC Column: DB-624 ID: 0.18(mm) Calib End Date: 05/29/2011 14:53

Lab File ID: UXM7063.D Conc. Units: ng/uL Heated Purge: (Y/N) N

ANALYTE	CURVE TYPE	AVE RRF	RRF	MIN RRF	CALC AMOUNT	SPIKE AMOUNT	%D	MAX %D
1,2,3-Trichlorobenzene	Ave	0.6388	0.5209		0.00816	0.0100	-18.4	50.0
Dibromofluoromethane (Surr)	Ave	0.2597	0.2833		0.0111	0.0102	9.1	50.0
1,2-Dichloroethane-d4 (Surr)	Ave	0.3187	0.3453		0.0111	0.0102	8.3	50.0
Toluene-d8 (Surr)	Ave	1.297	1.293		0.0102	0.0102	-0.3	50.0
4-Bromofluorobenzene (Surr)	Ave	0.5392	0.4860		0.00920	0.0102	-9.9	50.0

FORM VII
GC/MS VOA CONTINUING CALIBRATION DATA

Lab Name: TestAmerica North Canton Job No.: 240-979-1

SDG No.:

Lab Sample ID: CCV 240-5643/3 Calibration Date: 06/22/2011 11:18

Instrument ID: A3UX16 Calib Start Date: 05/29/2011 13:00

GC Column: DB-624 ID: 0.18(mm) Calib End Date: 05/29/2011 14:53

Lab File ID: UXM7064.D Conc. Units: ng/uL Heated Purge: (Y/N) N

ANALYTE	CURVE TYPE	AVE RRF	RRF	MIN RRF	CALC AMOUNT	SPIKE AMOUNT	%D	MAX %D
Dibromofluoromethane (Surr)	Ave	0.2597	0.2701		0.0106	0.0102	4.0	50.0
1,2-Dichloroethane-d4 (Surr)	Ave	0.3187	0.3470		0.0111	0.0102	8.9	50.0
Toluene-d8 (Surr)	Ave	1.297	1.233		0.00970	0.0102	-5.0	50.0
4-Bromofluorobenzene (Surr)	Ave	0.5392	0.4897		0.00927	0.0102	-9.2	50.0

FORM VII
GC/MS VOA CONTINUING CALIBRATION DATA

Lab Name: TestAmerica North Canton Job No.: 240-979-1

SDG No.:

Lab Sample ID: CCV 240-5643/3 Calibration Date: 06/22/2011 11:18

Instrument ID: A3UX16 Calib Start Date: 05/29/2011 15:15

GC Column: DB-624 ID: 0.18(mm) Calib End Date: 05/29/2011 17:06

Lab File ID: UXM7064.D Conc. Units: ng/uL Heated Purge: (Y/N) N

ANALYTE	CURVE TYPE	AVE RRF	RRF	MIN RRF	CALC AMOUNT	SPIKE AMOUNT	%D	MAX %D
Dichlorofluoromethane	Ave	0.5113	0.5051		0.00988	0.0100	-1.2	50.0
Ethyl ether	Ave	0.2800	0.2814		0.0100	0.0100	0.5	50.0
3-Chloro-1-propene	Ave	0.1807	0.1497		0.00828	0.0100	-17.2	50.0
Diisopropyl ether	Ave	0.2981	0.2929		0.0491	0.0500	-1.7	50.0
2-Chloro-1,3-butadiene	Ave	0.5772	0.6314		0.0109	0.0100	9.4	50.0
Ethyl-t-butyl ether (ETBE)	Ave	1.158	1.072		0.00926	0.0100	-7.4	50.0
Ethyl acetate	Ave	0.2390	0.2576		0.0216	0.0200	7.8	50.0
Propionitrile	Ave	0.0382	0.0375		0.0196	0.0200	-2.0	50.0
Methacrylonitrile	Ave	0.1799	0.1891		0.0105	0.0100	5.1	50.0
Isobutyl alcohol	Ave	0.0091	0.0092		0.202	0.200	0.9	50.0
Tert-amyl-methyl ether (TAME)	Ave	0.9258	0.8103		0.00875	0.0100	-12.5	50.0
n-Heptane	Qua		0.0485		0.00949	0.0100	-5.1	50.0
n-Butanol	Ave	0.0076	0.0062		0.164	0.200	-18.2	50.0
Methyl methacrylate	Ave	0.2498	0.2355		0.00943	0.0100	-5.7	50.0
2-Nitropropane	Ave	0.0724	0.0444		0.0123	0.0200	-38.7	50.0
Cyclohexanone	Ave	0.0684	0.0643		0.0940	0.100	-6.0	50.0
1,2,3-Trimethylbenzene	Ave	2.945	2.622		0.00891	0.0100	-10.9	50.0
2-Methylnaphthalene	Ave	0.7646	0.3547		0.00928	0.0200	-53.6*	50.0

FORM IV
GC/MS VOA METHOD BLANK SUMMARY

Lab Name: TestAmerica North Canton Job No.: 240-979-1

SDG No.:

Lab File ID: UXM7066.D Lab Sample ID: MB 240-5643/5

Matrix: Water Heated Purge:(Y/N) N

Instrument ID: A3UX16 Date Analyzed: 06/22/2011 12:03

GC Column: DB-624 ID: 0.18(mm)

THIS METHOD BLANK APPLIES TO THE FOLLOWING SAMPLES:

CLIENT SAMPLE ID	LAB SAMPLE ID	LAB FILE ID	DATE ANALYZED
	LCS 240-5643/4	UXM7065.D	06/22/2011 11:41
MW11I-060911	240-979-6	UXM7086.D	06/22/2011 19:36
MW11I-060911 MS	240-979-6 MS	UXM7087.D	06/22/2011 19:58
MW11I-060911 MSD	240-979-6 MSD	UXM7088.D	06/22/2011 20:21

FORM I
GC/MS VOA ORGANICS ANALYSIS DATA SHEET

Lab Name: TestAmerica North Canton | Job No.: 240-979-1

SDG No.:

Client Sample ID: | Lab Sample ID: MB 240-5643/5

Matrix: Water | Lab File ID: UXM7066.D

Analysis Method: 8260B | Date Collected:

Sample wt/vol: 5(mL) | Date Analyzed: 06/22/2011 12:03

Soil Aliquot Vol: | Dilution Factor: 1

Soil Extract Vol.: | GC Column: DB-624 ID: 0.18(mm)

% Moisture: | Level: (low/med) Low

Analysis Batch No.: 5643 | Units: ug/L

CAS NO.	COMPOUND NAME	RESULT	Q	RL	MDL
67-64-1	Acetone	5.0	U	5.0	1.1
71-43-2	Benzene	1.0	U	1.0	0.13
108-86-1	Bromobenzene	1.0	U	1.0	0.13
74-97-5	Bromochloromethane	1.0	U	1.0	0.29
75-27-4	Bromodichloromethane	1.0	U	1.0	0.15
75-25-2	Bromoform	1.0	U	1.0	0.64
74-83-9	Bromomethane	1.0	U	1.0	0.41
78-93-3	2-Butanone	5.0	U	5.0	0.57
75-15-0	Carbon disulfide	1.0	U	1.0	0.13
56-23-5	Carbon tetrachloride	1.0	U	1.0	0.13
108-90-7	Chlorobenzene	1.0	U	1.0	0.15
75-00-3	Chloroethane	1.0	U	1.0	0.29
110-75-8	2-Chloroethyl vinyl ether	10	U	10	0.99
67-66-3	Chloroform	1.0	U	1.0	0.16
74-87-3	Chloromethane	1.0	U	1.0	0.30
95-49-8	2-Chlorotoluene	1.0	U	1.0	0.11
106-43-4	4-Chlorotoluene	1.0	U	1.0	0.18
156-59-2	cis-1,2-Dichloroethene	1.0	U	1.0	0.17
10061-01-5	cis-1,3-Dichloropropene	1.0	U	1.0	0.14
124-48-1	Dibromochloromethane	1.0	U	1.0	0.18
96-12-8	1,2-Dibromo-3-Chloropropane	5.0	U	5.0	0.67
106-93-4	1,2-Dibromoethane	1.0	U	1.0	0.24
74-95-3	Dibromomethane	1.0	U	1.0	0.28
95-50-1	1,2-Dichlorobenzene	1.0	U	1.0	0.13
541-73-1	1,3-Dichlorobenzene	1.0	U	1.0	0.14
106-46-7	1,4-Dichlorobenzene	1.0	U	1.0	0.13
75-71-8	Dichlorodifluoromethane	1.0	U	1.0	0.31
75-34-3	1,1-Dichloroethane	1.0	U	1.0	0.15
107-06-2	1,2-Dichloroethane	1.0	U	1.0	0.22
75-35-4	1,1-Dichloroethene	1.0	U	1.0	0.19
78-87-5	1,2-Dichloropropane	1.0	U	1.0	0.18
142-28-9	1,3-Dichloropropane	1.0	U	1.0	0.16
594-20-7	2,2-Dichloropropane	1.0	U	1.0	0.13
563-58-6	1,1-Dichloropropene	1.0	U	1.0	0.13
108-20-3	Diisopropyl ether	5.0	U	5.0	1.5
100-41-4	Ethylbenzene	1.0	U	1.0	0.17

FORM I
GC/MS VOA ORGANICS ANALYSIS DATA SHEET

Lab Name: TestAmerica North Canton | Job No.: 240-979-1

SDG No.:

Client Sample ID: | Lab Sample ID: MB 240-5643/5

Matrix: Water | Lab File ID: UXM7066.D

Analysis Method: 8260B | Date Collected:

Sample wt/vol: 5(mL) | Date Analyzed: 06/22/2011 12:03

Soil Aliquot Vol: | Dilution Factor: 1

Soil Extract Vol.: | GC Column: DB-624 ID: 0.18(mm)

% Moisture: | Level: (low/med) Low

Analysis Batch No.: 5643 | Units: ug/L

CAS NO.	COMPOUND NAME	RESULT	Q	RL	MDL
637-92-3	Ethyl-t-butyl ether (ETBE)	5.0	U	5.0	0.11
87-68-3	Hexachlorobutadiene	1.0	U	1.0	0.30
591-78-6	2-Hexanone	5.0	U	5.0	0.41
98-82-8	Isopropylbenzene	1.0	U	1.0	0.13
75-09-2	Methylene Chloride	0.602	J	1.0	0.33
108-10-1	4-Methyl-2-pentanone	5.0	U	5.0	0.32
1634-04-4	Methyl tert-butyl ether	5.0	U	5.0	0.17
179601-23-1	m-Xylene & p-Xylene	2.0	U	2.0	0.24
91-20-3	Naphthalene	1.0	U	1.0	0.24
104-51-8	n-Butylbenzene	1.0	U	1.0	0.12
103-65-1	n-Propylbenzene	1.0	U	1.0	0.14
95-47-6	o-Xylene	1.0	U	1.0	0.14
99-87-6	p-Isopropyltoluene	1.0	U	1.0	0.12
135-98-8	sec-Butylbenzene	1.0	U	1.0	0.13
100-42-5	Styrene	1.0	U	1.0	0.11
994-05-8	Tert-amyl-methyl ether (TAME)	5.0	U	5.0	0.067
75-65-0	tert-Butyl alcohol	20	U	20	3.9
98-06-6	tert-Butylbenzene	1.0	U	1.0	0.13
630-20-6	1,1,1,2-Tetrachloroethane	1.0	U	1.0	0.23
79-34-5	1,1,2,2-Tetrachloroethane	1.0	U	1.0	0.18
127-18-4	Tetrachloroethene	1.0	U	1.0	0.29
108-88-3	Toluene	1.0	U	1.0	0.13
156-60-5	trans-1,2-Dichloroethene	1.0	U	1.0	0.19
10061-02-6	trans-1,3-Dichloropropene	1.0	U	1.0	0.19
87-61-6	1,2,3-Trichlorobenzene	0.520	J	1.0	0.17
120-82-1	1,2,4-Trichlorobenzene	1.0	U	1.0	0.15
71-55-6	1,1,1-Trichloroethane	1.0	U	1.0	0.22
79-01-6	Trichloroethene	1.0	U	1.0	0.17
75-69-4	Trichlorofluoromethane	1.0	U	1.0	0.21
96-18-4	1,2,3-Trichloropropane	1.0	U	1.0	0.43
76-13-1	1,1,2-Trichloro-1,2,2-trichfluoroethane	1.0	U	1.0	0.28
526-73-8	1,2,3-Trimethylbenzene	5.0	U	5.0	0.0059
95-63-6	1,2,4-Trimethylbenzene	1.0	U	1.0	0.12
108-05-4	Vinyl acetate	2.0	U	2.0	0.19
75-01-4	Vinyl chloride	1.0	U	1.0	0.22

FORM I
GC/MS VOA ORGANICS ANALYSIS DATA SHEET

Lab Name: TestAmerica North Canton | Job No.: 240-979-1

SDG No.:

Client Sample ID: | Lab Sample ID: MB 240-5643/5

Matrix: Water | Lab File ID: UXM7066.D

Analysis Method: 8260B | Date Collected:

Sample wt/vol: 5(mL) | Date Analyzed: 06/22/2011 12:03

Soil Aliquot Vol: | Dilution Factor: 1

Soil Extract Vol.: | GC Column: DB-624 ID: 0.18(mm)

% Moisture: | Level: (low/med) Low

Analysis Batch No.: 5643 | Units: ug/L

CAS NO.	COMPOUND NAME	RESULT	Q	RL	MDL
1330-20-7	Xylenes, Total	2.0	U	2.0	0.28

CAS NO.	SURROGATE	%REC	Q	LIMITS
460-00-4	4-Bromofluorobenzene (Surr)	86		66-117
1868-53-7	Dibromofluoromethane (Surr)	99		75-121
17060-07-0	1,2-Dichloroethane-d4 (Surr)	112		63-129
2037-26-5	Toluene-d8 (Surr)	94		74-115

FORM I
GC/MS VOA ORGANICS ANALYSIS DATA SHEET
TENTATIVELY IDENTIFIED COMPOUNDS

Lab Name: TestAmerica North Canton | Job No.: 240-979-1

SDG No.:

Client Sample ID: | Lab Sample ID: MB 240-5643/5

Matrix: Water | Lab File ID: UXM7066.D

Analysis Method: 8260B | Date Collected:

Sample wt/vol: 5(mL) | Date Analyzed: 06/22/2011 12:03

Soil Aliquot Vol: | Dilution Factor: 1

Soil Extract Vol.: | GC Column: DB-624 ID: 0.18(mm)

% Moisture: | Level: (low/med) Low

Analysis Batch No.: 5643 | Units: ug/L

Number TICs Found: 0 | TIC Result Total: 0

CAS NO.	COMPOUND NAME	RT	RESULT	Q
	Tentatively Identified Compound		None	

FORM III
GC/MS VOA MATRIX SPIKE RECOVERY

Lab Name: TestAmerica North Canton Job No.: 240-979-1

SDG No.:

Matrix: Water Level: Low Lab File ID: UXM7087.D

Lab ID: 240-979-6 MS Client ID: MW11I-060911 MS

COMPOUND	SPIKE ADDED (ug/L)	SAMPLE CONCENTRATION (ug/L)	MS CONCENTRATION (ug/L)	MS % REC	QC LIMITS REC	#
Acetone	20.0	5.0 U	18.4	92	33-145	
Benzene	10.0	1.0 U	9.46	95	72-121	
Bromobenzene	10.0	1.0 U	9.02	90	71-116	
Bromochloromethane	10.0	1.0 U	10.7	107	73-121	
Bromodichloromethane	10.0	1.0 U	8.57	86	67-120	
Bromoform	10.0	1.0 U	6.29	63	32-128	
Bromomethane	10.0	1.0 U	5.63	56	10-186	
2-Butanone	20.0	5.0 U	20.8	104	54-129	
Carbon disulfide	10.0	1.0 U	6.44	64	57-147	
Carbon tetrachloride	10.0	1.0 U	10.2	102	59-129	
Chlorobenzene	10.0	1.0 U	9.54	95	80-110	
Chloroethane	10.0	1.0 U	7.51	75	21-165	
2-Chloroethyl vinyl ether	10.0	10 U	10 U	0	10-150	F
Chloroform	10.0	1.0 U	10.4	104	76-118	
Chloromethane	10.0	1.0 U	8.95	90	33-132	
2-Chlorotoluene	10.0	1.0 U	8.72	87	69-117	
4-Chlorotoluene	10.0	1.0 U	8.67	87	71-116	
cis-1,2-Dichloroethene	10.0	0.45 J	10.3	99	70-120	
cis-1,3-Dichloropropene	10.0	1.0 U	7.19	72	51-110	
Dibromochloromethane	10.0	1.0 U	7.46	75	56-118	
1,2-Dibromo-3-Chloropropane	10.0	5.0 U	6.72	67	32-139	
1,2-Dibromoethane	10.0	1.0 U	9.02	90	74-113	
Dibromomethane	10.0	1.0 U	10.4	104	77-121	
1,2-Dichlorobenzene	10.0	1.0 U	8.80	88	75-111	
1,3-Dichlorobenzene	10.0	1.0 U	8.74	87	73-110	
1,4-Dichlorobenzene	10.0	1.0 U	8.79	88	75-110	
Dichlorodifluoromethane	10.0	1.0 U	7.42	74	17-128	
1,1-Dichloroethane	10.0	1.0 U	9.77	98	79-116	
1,2-Dichloroethane	10.0	1.0 U	11.2	112	68-129	
1,1-Dichloroethene	10.0	1.0 U	10.0	100	74-135	
1,2-Dichloropropane	10.0	1.0 U	9.72	97	78-115	
1,3-Dichloropropane	10.0	1.0 U	8.99	90	74-118	
2,2-Dichloropropane	10.0	1.0 U	7.55	76	38-127	
1,1-Dichloropropene	10.0	1.0 U	10.5	105	80-114	
Diisopropyl ether	10.0	5.0 U	9.31	93	73-118	
Ethylbenzene	10.0	1.0 U	9.12	91	75-116	
Hexachlorobutadiene	10.0	1.0 U	7.36	74	27-132	
2-Hexanone	20.0	5.0 U	19.2	96	47-139	
Isopropylbenzene	10.0	1.0 U	9.00	90	68-116	
Methylene Chloride	10.0	1.0 U	8.46	85	63-128	
4-Methyl-2-pentanone	20.0	5.0 U	19.9	100	56-131	
Methyl tert-butyl ether	10.0	5.0 U	8.58	86	46-144	

Column to be used to flag recovery and RPD values

FORM III 8260B

FORM III
GC/MS VOA LAB CONTROL SAMPLE RECOVERY

Lab Name: TestAmerica North Canton Job No.: 240-979-1

SDG No.:

Matrix: Water Level: Low Lab File ID: UXM7065.D

Lab ID: LCS 240-5643/4 Client ID:

COMPOUND	SPIKE ADDED (ug/L)	LCS CONCENTRATION (ug/L)	LCS % REC	QC LIMITS REC	#
Acetone	20.0	18.2	91	43-136	
Benzene	10.0	9.58	96	83-112	
Bromobenzene	10.0	9.09	91	76-115	
Bromochloromethane	10.0	10.6	106	77-120	
Bromodichloromethane	10.0	9.29	93	72-121	
Bromoform	10.0	6.96	70	40-131	
Bromomethane	10.0	6.90	69	11-185	
2-Butanone	20.0	20.2	101	60-126	
Carbon disulfide	10.0	7.12	71	62-142	
Carbon tetrachloride	10.0	10.7	107	66-128	
Chlorobenzene	10.0	9.61	96	85-110	
Chloroethane	10.0	7.41	74	25-153	
2-Chloroethyl vinyl ether	10.0	8.04 J	80	52-131	
Chloroform	10.0	10.4	104	79-117	
Chloromethane	10.0	8.59	86	44-126	
2-Chlorotoluene	10.0	8.80	88	76-116	
4-Chlorotoluene	10.0	8.92	89	77-115	
cis-1,2-Dichloroethene	10.0	10.0	100	80-113	
cis-1,3-Dichloropropene	10.0	8.28	83	61-115	
Dibromochloromethane	10.0	8.30	83	64-119	
1,2-Dibromo-3-Chloropropane	10.0	7.22	72	42-136	
1,2-Dibromoethane	10.0	9.14	91	79-113	
Dibromomethane	10.0	10.7	107	81-120	
1,2-Dichlorobenzene	10.0	8.91	89	81-110	
1,3-Dichlorobenzene	10.0	8.98	90	80-110	
1,4-Dichlorobenzene	10.0	9.04	90	82-110	
Dichlorodifluoromethane	10.0	7.65	77	19-129	
1,1-Dichloroethane	10.0	9.93	99	82-115	
1,2-Dichloroethane	10.0	11.3	113	71-127	
1,1-Dichloroethene	10.0	9.77	98	78-131	
1,2-Dichloropropane	10.0	9.73	97	81-115	
1,3-Dichloropropane	10.0	8.75	88	79-116	
2,2-Dichloropropane	10.0	8.71	87	50-129	
1,1-Dichloropropene	10.0	10.2	102	83-114	
Diisopropyl ether	10.0	9.43	94	77-118	
Ethylbenzene	10.0	9.28	93	83-112	
Hexachlorobutadiene	10.0	8.21	82	36-134	
2-Hexanone	20.0	19.3	97	55-133	
Isopropylbenzene	10.0	9.35	94	75-114	
Methylene Chloride	10.0	9.71	97	66-131	
4-Methyl-2-pentanone	20.0	19.5	98	63-128	
Methyl tert-butyl ether	10.0	8.67	87	52-144	

Column to be used to flag recovery and RPD values

FORM III 8260B

FORM III
GC/MS VOA LAB CONTROL SAMPLE RECOVERY

Lab Name: TestAmerica North Canton Job No.: 240-979-1

SDG No.:

Matrix: Water Level: Low Lab File ID: UXM7065.D

Lab ID: LCS 240-5643/4 Client ID:

COMPOUND	SPIKE ADDED (ug/L)	LCS CONCENTRATION (ug/L)	LCS % REC	QC LIMITS REC	#
m-Xylene & p-Xylene	20.0	18.5	93	83-113	
Naphthalene	10.0	7.06	71	32-141	
n-Butylbenzene	10.0	8.39	84	66-125	
n-Propylbenzene	10.0	8.88	89	74-121	
o-Xylene	10.0	9.57	96	83-113	
p-Isopropyltoluene	10.0	9.18	92	74-120	
sec-Butylbenzene	10.0	8.29	83	70-117	
Styrene	10.0	9.25	93	79-114	
tert-Butyl alcohol	200	170	85	70-130	
tert-Butylbenzene	10.0	8.95	90	71-115	
1,1,1,2-Tetrachloroethane	10.0	9.83	98	72-116	
1,1,2,2-Tetrachloroethane	10.0	7.35	74	68-118	
Tetrachloroethene	10.0	11.0	110	79-114	
Toluene	10.0	9.23	92	84-111	
trans-1,2-Dichloroethene	10.0	9.53	95	83-117	
trans-1,3-Dichloropropene	10.0	7.85	79	58-117	
1,2,3-Trichlorobenzene	10.0	7.87	79	54-126	
1,2,4-Trichlorobenzene	10.0	8.60	86	48-135	
1,1,1-Trichloroethane	10.0	9.94	99	74-118	
Trichloroethene	10.0	11.4	114	76-117	
Trichlorofluoromethane	10.0	12.6	126	49-157	
1,2,3-Trichloropropane	10.0	8.52	85	73-129	
1,1,2-Trichloro-1,2,2-trichfluoroethane	10.0	12.7	127	74-151	
1,2,3-Trimethylbenzene	10.0	8.92	89	70-130	
1,2,4-Trimethylbenzene	10.0	8.55	86	76-120	
Vinyl acetate	10.0	10.7	107	46-161	
Vinyl chloride	10.0	8.22	82	53-127	

Column to be used to flag recovery and RPD values

FORM III 8260B

FORM III
GC/MS VOA MATRIX SPIKE RECOVERY

Lab Name: TestAmerica North Canton Job No.: 240-979-1

SDG No.:

Matrix: Water Level: Low Lab File ID: UXM7087.D

Lab ID: 240-979-6 MS Client ID: MW11I-060911 MS

COMPOUND	SPIKE ADDED (ug/L)	SAMPLE CONCENTRATION (ug/L)	MS CONCENTRATION (ug/L)	MS % REC	QC LIMITS REC	#
m-Xylene & p-Xylene	20.0	2.0 U	18.1	91	75-117	
Naphthalene	10.0	1.0 U	6.89	69	15-158	
n-Butylbenzene	10.0	1.0 U	7.79	78	56-127	
n-Propylbenzene	10.0	1.0 U	8.63	86	64-124	
o-Xylene	10.0	1.0 U	9.20	92	76-116	
p-Isopropyltoluene	10.0	1.0 U	8.79	88	64-122	
sec-Butylbenzene	10.0	1.0 U	7.98	80	60-119	
Styrene	10.0	1.0 U	9.14	91	71-117	
tert-Butyl alcohol	200	20 U	161	81	70-130	
tert-Butylbenzene	10.0	1.0 U	8.49	85	61-119	
1,1,1,2-Tetrachloroethane	10.0	1.0 U	9.24	92	64-118	
1,1,2,2-Tetrachloroethane	10.0	1.0 U	7.68	77	63-122	
Tetrachloroethene	10.0	1.0 U	10.5	105	70-117	
Toluene	10.0	1.0 U	9.01	90	78-114	
trans-1,2-Dichloroethene	10.0	1.0 U	9.56	96	80-119	
trans-1,3-Dichloropropene	10.0	1.0 U	6.86	69	46-116	
1,2,3-Trichlorobenzene	10.0	1.0 U	7.69	77	45-129	
1,2,4-Trichlorobenzene	10.0	1.0 U	8.10	81	38-138	
1,1,1-Trichloroethane	10.0	1.0 U	9.89	99	68-121	
Trichloroethene	10.0	0.23 J	11.7	115	66-120	
Trichlorofluoromethane	10.0	1.0 U	12.2	122	46-157	
1,2,3-Trichloropropane	10.0	1.0 U	8.62	86	67-132	
1,1,2-Trichloro-1,2,2-trichfluoroethane	10.0	1.0 U	11.8	118	70-152	
1,2,3-Trimethylbenzene	10.0	5.0 U	8.55	86	70-130	
1,2,4-Trimethylbenzene	10.0	1.0 U	8.33	83	67-124	
Vinyl acetate	10.0	2.0 U	9.30	93	43-157	
Vinyl chloride	10.0	1.0 U	8.79	88	49-130	

Column to be used to flag recovery and RPD values

FORM III 8260B

FORM III
GC/MS VOA MATRIX SPIKE DUPLICATE RECOVERY

Lab Name: TestAmerica North Canton Job No.: 240-979-1

SDG No.:

Matrix: Water Level: Low Lab File ID: UXM7088.D

Lab ID: 240-979-6 MSD Client ID: MW11I-060911 MSD

COMPOUND	SPIKE ADDED (ug/L)	MSD CONCENTRATION (ug/L)	MSD % REC	% RPD	QC LIMITS RPD	QC LIMITS REC	#
Acetone	20.0	17.9	90	3	30	33-145	
Benzene	10.0	9.26	93	2	30	72-121	
Bromobenzene	10.0	8.67	87	4	30	71-116	
Bromochloromethane	10.0	9.87	99	8	30	73-121	
Bromodichloromethane	10.0	8.78	88	2	30	67-120	
Bromoform	10.0	6.29	63	0	30	32-128	
Bromomethane	10.0	5.85	59	4	30	10-186	
2-Butanone	20.0	20.2	101	3	30	54-129	
Carbon disulfide	10.0	6.27	63	3	30	57-147	
Carbon tetrachloride	10.0	9.60	96	6	30	59-129	
Chlorobenzene	10.0	9.39	94	2	30	80-110	
Chloroethane	10.0	7.02	70	7	30	21-165	
2-Chloroethyl vinyl ether	10.0	10 U	0	NC	30	10-150	F
Chloroform	10.0	9.84	98	6	30	76-118	
Chloromethane	10.0	8.39	84	6	30	33-132	
2-Chlorotoluene	10.0	8.31	83	5	30	69-117	
4-Chlorotoluene	10.0	8.44	84	3	30	71-116	
cis-1,2-Dichloroethene	10.0	9.46	90	9	30	70-120	
cis-1,3-Dichloropropene	10.0	7.78	78	8	30	51-110	
Dibromochloromethane	10.0	7.83	78	5	30	56-118	
1,2-Dibromo-3-Chloropropane	10.0	6.45	65	4	30	32-139	
1,2-Dibromoethane	10.0	9.28	93	3	30	74-113	
Dibromomethane	10.0	10.5	105	1	30	77-121	
1,2-Dichlorobenzene	10.0	8.52	85	3	30	75-111	
1,3-Dichlorobenzene	10.0	8.58	86	2	30	73-110	
1,4-Dichlorobenzene	10.0	8.50	85	3	30	75-110	
Dichlorodifluoromethane	10.0	6.87	69	8	30	17-128	
1,1-Dichloroethane	10.0	9.30	93	5	30	79-116	
1,2-Dichloroethane	10.0	11.0	110	2	30	68-129	
1,1-Dichloroethene	10.0	9.48	95	5	30	74-135	
1,2-Dichloropropane	10.0	9.90	99	2	30	78-115	
1,3-Dichloropropane	10.0	9.15	92	2	30	74-118	
2,2-Dichloropropane	10.0	7.32	73	3	30	38-127	
1,1-Dichloropropene	10.0	9.89	99	6	30	80-114	
Diisopropyl ether	10.0	8.84	88	5	30	73-118	
Ethylbenzene	10.0	8.81	88	3	30	75-116	
Hexachlorobutadiene	10.0	7.20	72	2	30	27-132	
2-Hexanone	20.0	19.2	96	0	30	47-139	
Isopropylbenzene	10.0	8.53	85	5	30	68-116	
Methylene Chloride	10.0	8.02	80	5	30	63-128	
4-Methyl-2-pentanone	20.0	19.9	100	0	30	56-131	
Methyl tert-butyl ether	10.0	8.35	84	3	30	46-144	

Column to be used to flag recovery and RPD values

FORM III 8260B

FORM III
GC/MS VOA MATRIX SPIKE DUPLICATE RECOVERY

Lab Name: TestAmerica North Canton Job No.: 240-979-1

SDG No.:

Matrix: Water Level: Low Lab File ID: UXM7088.D

Lab ID: 240-979-6 MSD Client ID: MW11I-060911 MSD

COMPOUND	SPIKE ADDED (ug/L)	MSD CONCENTRATION (ug/L)	MSD % REC	% RPD	QC LIMITS RPD	QC LIMITS REC	#
m-Xylene & p-Xylene	20.0	17.5	88	3	30	75-117	
Naphthalene	10.0	7.18	72	4	30	15-158	
n-Butylbenzene	10.0	7.35	74	6	30	56-127	
n-Propylbenzene	10.0	8.24	82	5	30	64-124	
o-Xylene	10.0	8.87	89	4	30	76-116	
p-Isopropyltoluene	10.0	8.28	83	6	30	64-122	
sec-Butylbenzene	10.0	7.52	75	6	30	60-119	
Styrene	10.0	8.94	89	2	30	71-117	
tert-Butyl alcohol	200	157	78	3	30	70-130	
tert-Butylbenzene	10.0	8.13	81	4	30	61-119	
1,1,1,2-Tetrachloroethane	10.0	8.84	88	4	30	64-118	
1,1,2,2-Tetrachloroethane	10.0	7.74	77	1	30	63-122	
Tetrachloroethene	10.0	10.1	101	4	30	70-117	
Toluene	10.0	8.91	89	1	30	78-114	
trans-1,2-Dichloroethene	10.0	8.84	88	8	30	80-119	
trans-1,3-Dichloropropene	10.0	7.17	72	4	30	46-116	
1,2,3-Trichlorobenzene	10.0	7.63	76	1	30	45-129	
1,2,4-Trichlorobenzene	10.0	7.57	76	7	30	38-138	
1,1,1-Trichloroethane	10.0	9.01	90	9	30	68-121	
Trichloroethene	10.0	11.1	109	5	30	66-120	
Trichlorofluoromethane	10.0	11.7	117	4	30	46-157	
1,2,3-Trichloropropane	10.0	8.86	89	3	30	67-132	
1,1,2-Trichloro-1,2,2-trichfluoroethane	10.0	10.9	109	8	30	70-152	
1,2,3-Trimethylbenzene	10.0	8.32	83	3	30	70-130	
1,2,4-Trimethylbenzene	10.0	7.95	80	5	30	67-124	
Vinyl acetate	10.0	8.73	87	6	30	43-157	
Vinyl chloride	10.0	8.06	81	9	30	49-130	

Column to be used to flag recovery and RPD values

FORM III 8260B

FORM II
GC/MS SEMI VOA SURROGATE RECOVERY

Lab Name: TestAmerica North Canton Job No.: 240-979-1

SDG No.:

Matrix: Water Level: Low

GC Column (1): RXI-5SILMS ID: 0.45 (mm)

Client Sample ID	Lab Sample ID	2FP	#	PHL	#	NBZ	#	FBP	#	TBP	#	TPH	#
MW34S-060911	240-979-2	79		76		77		67		73		91	
MW34I-060911	240-979-3	51		49		48		42		34		62	
MW11S-060911	240-979-4	52		46		48		44		59		63	
MW3-060911	240-979-5	61		52		65		50		58		34	X
MW11I-060911	240-979-6	48		41		44		41		32		61	
MW29D-060911	240-979-7	41		29		34		39		25		64	
DMW3S-060911	240-979-8	38		16		20	X	36		26		68	
	MB 240-4652/17-A	65		63		62		58		42		74	
	LCS 240-4652/18-A	89		85		86		71		80		88	
MW11I-060911 MS	240-979-6 MS	60		60		64		54		68		78	
MW11I-060911 MSD	240-979-6 MSD	62		60		62		57		61		74	

	QC LIMITS
2FP = 2-Fluorophenol (Surr)	10-110
PHL = Phenol-d5 (Surr)	10-110
NBZ = Nitrobenzene-d5 (Surr)	27-111
FBP = 2-Fluorobiphenyl (Surr)	28-110
TBP = 2,4,6-Tribromophenol (Surr)	22-120
TPH = Terphenyl-d14 (Surr)	37-119

Column to be used to flag recovery values

FORM II 8270C

FORM VIII
GC/MS SEMI VOA INTERNAL STANDARD AREA AND RETENTION TIME SUMMARY

Lab Name: TestAmerica North Canton Job No.: 240-979-1

SDG No.:

Sample No.: STD6 240-6150/7 Date Analyzed: 06/27/2011 12:45

Instrument ID: A4AG2 GC Column: RXI-5SILMS ID: 0.45(mm)

Lab File ID (Standard): 0627105.D Heated Purge: (Y/N) N

Calibration ID: 1854

		DCB		NPT		ANT	
		AREA #	RT #	AREA #	RT #	AREA #	RT #
INITIAL CALIBRATION MID-POINT		159011	3.53	604429	4.43	340305	5.71
UPPER LIMIT		318022	4.03	1208858	4.93	680610	6.21
LOWER LIMIT		79506	3.03	302215	3.93	170153	5.21
LAB SAMPLE ID	CLIENT SAMPLE ID						
ICV 240-6150/13		178853	3.53	691169	4.43	373123	5.70
CCV 240-6407/4 CCVIS		152658	3.50	582052	4.39	299262	5.67
CCV 240-6407/5		148383	3.49	556636	4.39	299248	5.66

DCB = 1,4-Dichlorobenzene-d4
NPT = Naphthalene-d8
ANT = Acenaphthene-d10

Area Limit = 50%-200% of internal standard area
RT Limit = ± 0.5 minutes of internal standard RT

Column used to flag values outside QC limits

FORM VIII 8270C

FORM VIII
GC/MS SEMI VOA INTERNAL STANDARD AREA AND RETENTION TIME SUMMARY

Lab Name: TestAmerica North Canton Job No.: 240-979-1

SDG No.:

Sample No.: STD6 240-6150/7 Date Analyzed: 06/27/2011 12:45

Instrument ID: A4AG2 GC Column: RXI-5SILMS ID: 0.45(mm)

Lab File ID (Standard): 0627105.D Heated Purge: (Y/N) N

Calibration ID: 1854

		PHN		CRY		PRY	
		AREA #	RT #	AREA #	RT #	AREA #	RT #
INITIAL CALIBRATION MID-POINT		503787	6.80	520145	8.81	431805	10.21
UPPER LIMIT		1007574	7.30	1040290	9.31	863610	10.71
LOWER LIMIT		251894	6.30	260073	8.31	215903	9.71
LAB SAMPLE ID	CLIENT SAMPLE ID						
ICV 240-6150/13		588661	6.79	603639	8.77	495341	10.16
CCV 240-6407/4 CCVIS		462870	6.76	468016	8.73	395199	10.10
CCV 240-6407/5		476633	6.75	445662	8.72	373338	10.09

PHN = Phenanthrene-d10
CRY = Chrysene-d12
PRY = Perylene-d12

Area Limit = 50%-200% of internal standard area
RT Limit = ± 0.5 minutes of internal standard RT

Column used to flag values outside QC limits

FORM VIII 8270C

FORM VIII
GC/MS SEMI VOA INTERNAL STANDARD AREA AND RETENTION TIME SUMMARY

Lab Name: TestAmerica North Canton Job No.: 240-979-1

SDG No.:

Sample No.: CCV 240-6407/4 Date Analyzed: 06/28/2011 13:39

Instrument ID: A4AG2 GC Column: RXI-5SILMS ID: 0.45(mm)

Lab File ID (Standard): 0628102.D Heated Purge: (Y/N) N

Calibration ID: 1858

		DCB		NPT		ANT	
		AREA #	RT #	AREA #	RT #	AREA #	RT #
12/24 HOUR STD		152658	3.50	582052	4.39	299262	5.67
UPPER LIMIT		305316	4.00	1164104	4.89	598524	6.17
LOWER LIMIT		76329	3.00	291026	3.89	149631	5.17
LAB SAMPLE ID	CLIENT SAMPLE ID						
MB 240-4652/17-A		138968	3.49	516669	4.39	291835	5.66
LCS 240-4652/18-A		115169	3.50	462212	4.39	248871	5.66
240-979-2	MW34S-060911	112794	3.50	382490	4.39	229204	5.66
240-979-3	MW34I-060911	152013	3.49	532359	4.39	313608	5.67
240-979-4	MW11S-060911	159059	3.50	600763	4.39	366148	5.67
240-979-5	MW3-060911	150193	3.50	439029	4.39	263302	5.67
240-979-6	MW11I-060911	153182	3.50	527593	4.39	264108	5.67
240-979-6 MS	MW11I-060911 MS	126911	3.50	487853	4.39	262843	5.67
240-979-6 MSD	MW11I-060911 MSD	126845	3.50	468038	4.39	254975	5.67
240-979-7	MW29D-060911	157230	3.50	520193	4.39	234342	5.67
240-979-8	DMW3S-060911	145504	3.50	435061	4.39	265303	5.67

DCB = 1,4-Dichlorobenzene-d4
NPT = Naphthalene-d8
ANT = Acenaphthene-d10

Area Limit = 50%-200% of internal standard area
RT Limit = ± 0.5 minutes of internal standard RT

Column used to flag values outside QC limits

FORM VIII 8270C

FORM VIII
GC/MS SEMI VOA INTERNAL STANDARD AREA AND RETENTION TIME SUMMARY

Lab Name: TestAmerica North Canton Job No.: 240-979-1

SDG No.:

Sample No.: CCV 240-6407/4 Date Analyzed: 06/28/2011 13:39

Instrument ID: A4AG2 GC Column: RXI-5SILMS ID: 0.45(mm)

Lab File ID (Standard): 0628102.D Heated Purge: (Y/N) N

Calibration ID: 1858

		PHN		CRY		PRY	
		AREA #	RT #	AREA #	RT #	AREA #	RT #
12/24 HOUR STD		462870	6.76	468016	8.73	395199	10.10
UPPER LIMIT		925740	7.26	936032	9.23	790398	10.60
LOWER LIMIT		231435	6.26	234008	8.23	197600	9.60
LAB SAMPLE ID	CLIENT SAMPLE ID						
MB 240-4652/17-A		465462	6.75	430755	8.73	350606	10.11
LCS 240-4652/18-A		382698	6.75	385323	8.73	306738	10.10
240-979-2	MW34S-060911	371310	6.76	370903	8.74	305985	10.11
240-979-3	MW34I-060911	509365	6.76	482655	8.73	394004	10.11
240-979-4	MW11S-060911	576698	6.76	572453	8.74	501017	10.12
240-979-5	MW3-060911	467397	6.76	473935	8.74	403913	10.12
240-979-6	MW11I-060911	481794	6.76	476247	8.74	357639	10.11
240-979-6 MS	MW11I-060911 MS	412795	6.76	410053	8.73	320737	10.10
240-979-6 MSD	MW11I-060911 MSD	417261	6.76	403420	8.73	309854	10.11
240-979-7	MW29D-060911	417447	6.77	450985	8.74	353356	10.11
240-979-8	DMW3S-060911	458486	6.76	460552	8.73	397777	10.11

PHN = Phenanthrene-d10
CRY = Chrysene-d12
PRY = Perylene-d12

Area Limit = 50%-200% of internal standard area
RT Limit = ± 0.5 minutes of internal standard RT

Column used to flag values outside QC limits

FORM VIII 8270C

FORM IV
GC/MS SEMI VOA METHOD BLANK SUMMARY

Lab Name: TestAmerica North Canton Job No.: 240-979-1

SDG No.:

Lab File ID: 0628104.D Lab Sample ID: MB 240-4652/17-A

Matrix: Water Date Extracted: 06/14/2011 10:47

Instrument ID: A4AG2 Date Analyzed: 06/28/2011 14:13

Level:(Low/Med) Low

THIS METHOD BLANK APPLIES TO THE FOLLOWING SAMPLES:

CLIENT SAMPLE ID	LAB SAMPLE ID	LAB FILE ID	DATE ANALYZED
	LCS 240-4652/18-A	0628105.D	06/28/2011 14:29
MW34S-060911	240-979-2	0628115.D	06/28/2011 17:17
MW34I-060911	240-979-3	0628116.D	06/28/2011 17:33
MW11S-060911	240-979-4	0628117.D	06/28/2011 17:50
MW3-060911	240-979-5	0628118.D	06/28/2011 18:07
MW11I-060911	240-979-6	0628119.D	06/28/2011 18:24
MW11I-060911 MS	240-979-6 MS	0628120.D	06/28/2011 18:40
MW11I-060911 MSD	240-979-6 MSD	0628121.D	06/28/2011 18:57
MW29D-060911	240-979-7	0628122.D	06/28/2011 19:14
DMW3S-060911	240-979-8	0628123.D	06/28/2011 19:30

FORM I
GC/MS SEMI VOA ORGANICS ANALYSIS DATA SHEET

Lab Name: TestAmerica North Canton | Job No.: 240-979-1

SDG No.:

Client Sample ID: | Lab Sample ID: MB 240-4652/17-A

Matrix: Water | Lab File ID: 0628104.D

Analysis Method: 8270C | Date Collected:

Extract. Method: 3520C | Date Extracted: 06/14/2011 10:47

Sample wt/vol: 1000(mL) | Date Analyzed: 06/28/2011 14:13

Con. Extract Vol.: 2(mL) | Dilution Factor: 1

Injection Volume: 1(uL) | Level: (low/med) Low

% Moisture: | GPC Cleanup:(Y/N) N

Analysis Batch No.: 6407 | Units: ug/L

CAS NO.	COMPOUND NAME	RESULT	Q	RL	MDL
123-91-1	1,4-Dioxane	1.0	U	1.0	0.49

CAS NO.	SURROGATE	%REC	Q	LIMITS
321-60-8	2-Fluorobiphenyl (Surr)	58		28-110
367-12-4	2-Fluorophenol (Surr)	65		10-110
118-79-6	2,4,6-Tribromophenol (Surr)	42		22-120
4165-60-0	Nitrobenzene-d5 (Surr)	62		27-111
4165-62-2	Phenol-d5 (Surr)	63		10-110
1718-51-0	Terphenyl-d14 (Surr)	74		37-119

FORM III
GC/MS SEMI VOA LAB CONTROL SAMPLE RECOVERY

Lab Name: TestAmerica North Canton Job No.: 240-979-1

SDG No.:

Matrix: Water Level: Low Lab File ID: 0628105.D

Lab ID: LCS 240-4652/18-A Client ID:

COMPOUND	SPIKE ADDED (ug/L)	LCS CONCENTRATION (ug/L)	LCS % REC	QC LIMITS REC	#
1,4-Dioxane	20.0	14.6	73	10-110	

Column to be used to flag recovery and RPD values

FORM III 8270C

FORM III
GC/MS SEMI VOA MATRIX SPIKE RECOVERY

Lab Name: TestAmerica North Canton Job No.: 240-979-1

SDG No.:

Matrix: Water Level: Low Lab File ID: 0628120.D

Lab ID: 240-979-6 MS Client ID: MW11I-060911 MS

COMPOUND	SPIKE ADDED (ug/L)	SAMPLE CONCENTRATION (ug/L)	MS CONCENTRATION (ug/L)	MS % REC	QC LIMITS REC	#
1,4-Dioxane	38.1	0.96 U	20.8	55	10-110	

Column to be used to flag recovery and RPD values

FORM III 8270C

FORM III
GC/MS SEMI VOA MATRIX SPIKE DUPLICATE RECOVERY

Lab Name: TestAmerica North Canton Job No.: 240-979-1

SDG No.:

Matrix: Water Level: Low Lab File ID: 0628121.D

Lab ID: 240-979-6 MSD Client ID: MW11I-060911 MSD

COMPOUND	SPIKE ADDED (ug/L)	MSD CONCENTRATION (ug/L)	MSD % REC	% RPD	QC LIMITS RPD	QC LIMITS REC	#
1,4-Dioxane	38.1	20.8	55	0	30	10-110	

Column to be used to flag recovery and RPD values

FORM III 8270C

FORM V
GC/MS SEMI VOA INSTRUMENT PERFORMANCE CHECK
DECAFLUOROTRIPHENYLPHOSPHINE (DFTPP)

Lab Name: TestAmerica North Canton Job No.: 240-979-1

SDG No.:

Lab File ID: 0627101B.D DFTPP Injection Date: 06/27/2011

Instrument ID: A4AG2 DFTPP Injection Time: 11:20

Analysis Batch No.: 6150

M/E	ION ABUNDANCE CRITERIA	% RELATIVE ABUNDANCE	
51	30.0- 80.0% of mass 198	53.2	
68	Less than 2.0% of mass 69	0.8	(1.7)1
69	Mass 69 relative abundance	47.0	
70	Less than 2.0% of mass 69	0.3	(0.6)1
127	25.0 - 75.0% of mass 198	61.0	
197	Less than 1.0% of mass 198	0.0	
198	Base Peak, 100% relative abundance	100.0	
199	5.0 to 9.0% of mass 198	7.3	
275	10.0- 30.0% of mass 198	24.5	
365	Greater than 0.75% of mass 198	3.6	
441	Present, but less than mass 443	8.9	
442	40.0 - 110.0% of mass 198	80.3	
443	15.0 - 24.0% of mass 442	14.4	(17.9)2

1-Value is % mass 69 2-Value is % mass 442

THIS CHECK APPLIES TO THE FOLLOWING SAMPLES, MS, MSD, BLANKS AND STANDARDS:

CLIENT SAMPLE ID	LAB SAMPLE ID	LAB FILE ID	DATE ANALYZED	TIME ANALYZED
	STD9 240-6150/4	0627102.D	06/27/2011	10:39
	STD8 240-6150/5	0627103.D	06/27/2011	12:01
	STD7 240-6150/6	0627104.D	06/27/2011	12:18
	STD6 240-6150/7	0627105.D	06/27/2011	12:45
	STD5 240-6150/8	0627106.D	06/27/2011	13:02
	STD4 240-6150/9	0627107.D	06/27/2011	13:18
	STD3 240-6150/10	0627108.D	06/27/2011	13:35
	STD2 240-6150/11	0627109.D	06/27/2011	13:52
	STD1 240-6150/12	0627110.D	06/27/2011	14:08
	ICV 240-6150/13	0627111.D	06/27/2011	14:25

FORM VI
GC/MS SEMI VOA INITIAL CALIBRATION DATA
INTERNAL STANDARD CURVE EVALUTION

Lab Name: TestAmerica North Canton Job No.: 240-979-1 Analy Batch No.: 6150

SDG No.:

Instrument ID: A4AG2 GC Column: RXI-5SILMS ID: 0.45(mm) Heated Purge: (Y/N) N

Calibration Start Date: 06/27/2011 10:39 Calibration End Date: 06/27/2011 14:08 Calibration ID: 1854

Calibration Files:

LEVEL:	LAB SAMPLE ID:	LAB FILE ID:
Level 1	STD1 240-6150/12	0627110.D
Level 2	STD2 240-6150/11	0627109.D
Level 3	STD3 240-6150/10	0627108.D
Level 4	STD4 240-6150/9	0627107.D
Level 5	STD5 240-6150/8	0627106.D
Level 6	STD6 240-6150/7	0627105.D
Level 7	STD7 240-6150/6	0627104.D
Level 8	STD8 240-6150/5	0627103.D
Level 9	STD9 240-6150/4	0627102.D

ANALYTE	RRF					CURVE TYPE	COEFFICIENT			#	MIN RRF	%RSD	#	MAX %RSD	R^2 OR COD	#	MIN R^2 OR COD
	LVL 1	LVL 2	LVL 3	LVL 4	LVL 5		B	M1	M2								
	LVL 6	LVL 7	LVL 8	LVL 9													
1,4-Dioxane		0.6769	0.6091	0.6355	0.5228	Ave		0.5755				10.0		15.0			
	0.5347	0.5187	0.5378	0.5685													
N-Nitrosodimethylamine		0.9785	0.9643	0.9409	0.8810	Ave		0.8999				6.7		15.0			
	0.8406	0.8466	0.8228	0.9243													
Pyridine		1.2475	1.3694	1.4812	1.4520	Ave		1.4184				7.1		15.0			
	1.4152	1.3903	1.3930	1.5991													
Ethyl methacrylate		1.2968	1.2591	1.2212	1.1089	Ave		1.1875				6.2		15.0			
	1.1077	1.1241	1.1502	1.2322													
3-Chloropropionitrile		0.7293	0.7310	0.7243	0.6626	Ave		0.6992				6.4		15.0			
	0.6591	0.6726	0.6449	0.7695													
Malononitrile		1.5942	1.6566	1.5817	1.4981	Ave		1.5310				6.1		15.0			
	1.5449	1.3994	1.3963	1.5773													
Benzaldehyde		1.3770	1.3699	1.3222	1.0192	Qua	0.3002	1.1318	-0.030						0.9920		0.9900
	0.9151	0.6577	0.5591														
Phenol		1.8930	1.9498	1.9491	1.8261	Ave		1.9244				5.9		15.0			
	1.7945	1.8765	1.9390	2.1668													
Aniline		2.3810	2.3413	2.5182	2.4418	Ave		2.4984				5.4		15.0			
	2.4099	2.7392	2.5256	2.6300													
Bis(2-chloroethyl)ether		1.6791	1.6315	1.7349	1.4981	Ave		1.6318				11.0		15.0			
	1.6470	1.3269	1.6091	1.9277													
2-Chlorophenol		1.4614	1.4708	1.4506	1.3655	Ave		1.4528				4.3		15.0			
	1.3827	1.4345	1.4914	1.5653													
1,3-Dichlorobenzene		1.5096	1.4729	1.4717	1.3962	Ave		1.4596				3.4		15.0			
	1.3839	1.4480	1.4669	1.5277													
1,4-Dichlorobenzene		1.5372	1.5261	1.5530	1.4267	Ave		1.5180				3.7		15.0			
	1.4495	1.5184	1.5289	1.6045													

Note: The m1 coefficient is the same as Ave RRF for an Ave curve type.

FORM V
GC/MS SEMI VOA INSTRUMENT PERFORMANCE CHECK
DECAFLUOROTRIPHENYLPHOSPHINE (DFTPP)

Lab Name: TestAmerica North Canton Job No.: 240-979-1

SDG No.:

Lab File ID: 0628101B.D DFTPP Injection Date: 06/28/2011

Instrument ID: A4AG2 DFTPP Injection Time: 13:23

Analysis Batch No.: 6407

M/E	ION ABUNDANCE CRITERIA	% RELATIVE ABUNDANCE	
51	30.0- 80.0% of mass 198	54.4	
68	Less than 2.0% of mass 69	0.0	(0.0)1
69	Mass 69 relative abundance	50.1	
70	Less than 2.0% of mass 69	0.2	(0.5)1
127	25.0 - 75.0% of mass 198	64.3	
197	Less than 1.0% of mass 198	0.9	
198	Base Peak, 100% relative abundance	100.0	
199	5.0 to 9.0% of mass 198	6.8	
275	10.0- 30.0% of mass 198	24.7	
365	Greater than 0.75% of mass 198	3.6	
441	Present, but less than mass 443	10.5	
442	40.0 - 110.0% of mass 198	73.7	
443	15.0 - 24.0% of mass 442	14.6	(19.8)2

1-Value is % mass 69 2-Value is % mass 442

THIS CHECK APPLIES TO THE FOLLOWING SAMPLES, MS, MSD, BLANKS AND STANDARDS:

CLIENT SAMPLE ID	LAB SAMPLE ID	LAB FILE ID	DATE ANALYZED	TIME ANALYZED
	CCV 240-6407/4	0628102.D	06/28/2011	13:39
	CCV 240-6407/5	0628103.D	06/28/2011	13:56
	MB 240-4652/17-A	0628104.D	06/28/2011	14:13
	LCS 240-4652/18-A	0628105.D	06/28/2011	14:29
MW34S-060911	240-979-2	0628115.D	06/28/2011	17:17
MW34I-060911	240-979-3	0628116.D	06/28/2011	17:33
MW11S-060911	240-979-4	0628117.D	06/28/2011	17:50
MW3-060911	240-979-5	0628118.D	06/28/2011	18:07
MW11I-060911	240-979-6	0628119.D	06/28/2011	18:24
MW11I-060911 MS	240-979-6 MS	0628120.D	06/28/2011	18:40
MW11I-060911 MSD	240-979-6 MSD	0628121.D	06/28/2011	18:57
MW29D-060911	240-979-7	0628122.D	06/28/2011	19:14
DMW3S-060911	240-979-8	0628123.D	06/28/2011	19:30

FORM VII
GC/MS SEMI VOA CONTINUING CALIBRATION DATA

Lab Name: TestAmerica North Canton Job No.: 240-979-1

SDG No.:

Lab Sample ID: CCV 240-6407/4 Calibration Date: 06/28/2011 13:39

Instrument ID: A4AG2 Calib Start Date: 06/27/2011 10:39

GC Column: RXI-5SILMS ID: 0.45(mm) Calib End Date: 06/27/2011 14:08

Lab File ID: 0628102.D Conc. Units: ng/uL

ANALYTE	CURVE TYPE	AVE RRF	RRF	MIN RRF	CALC AMOUNT	SPIKE AMOUNT	%D	MAX %D
1,4-Dioxane	Ave	0.5755	0.5512		9.58	10.0	-4.2	50.0
N-Nitrosodimethylamine	Ave	0.8999	0.8976		9.97	10.0	-0.3	50.0
Pyridine	Ave	1.418	1.447		10.2	10.0	2.0	50.0
Ethyl methacrylate	Ave	1.188	1.145		9.64	10.0	-3.6	50.0
3-Chloropropionitrile	Ave	0.6992	0.7159		10.2	10.0	2.4	50.0
Malononitrile	Ave	1.531	1.575		10.3	10.0	2.9	50.0
Benzaldehyde	Qua		0.9202		11.2	10.0	12.0	50.0
Phenol	Ave	1.924	1.891		9.83	10.0	-1.7	20.0
Aniline	Ave	2.498	2.416		9.67	10.0	-3.3	50.0
Bis(2-chloroethyl)ether	Ave	1.632	1.760		10.8	10.0	7.9	50.0
2-Chlorophenol	Ave	1.453	1.379		9.49	10.0	-5.1	50.0
1,3-Dichlorobenzene	Ave	1.460	1.378		9.44	10.0	-5.6	50.0
1,4-Dichlorobenzene	Ave	1.518	1.437		9.46	10.0	-5.4	50.0
Benzyl alcohol	Ave	0.9238	0.9563		10.4	10.0	3.5	50.0
1,2-Dichlorobenzene	Ave	1.410	1.287		9.13	10.0	-8.7	50.0
2-Methylphenol	Ave	1.449	1.445		9.97	10.0	-0.3	50.0
2,2'-oxybis[1-chloropropane]	Ave	1.437	1.450		10.1	10.0	1.0	50.0
3 & 4 Methylphenol	Ave	1.436	1.495		10.4	10.0	4.1	50.0
N-Nitrosodi-n-propylamine	Ave	1.110	1.073	0.0500	9.67	10.0	-3.3	50.0
Acetophenone	Ave	2.136	2.051		9.60	10.0	-4.0	50.0
Hexachloroethane	Ave	0.6024	0.5667		9.41	10.0	-5.9	50.0
Nitrobenzene	Ave	0.4282	0.4267		9.97	10.0	-0.3	50.0
Isophorone	Ave	0.8120	0.7928		9.76	10.0	-2.4	50.0
2-Nitrophenol	Ave	0.1891	0.1982		10.5	10.0	4.8	20.0
2,4-Dimethylphenol	Ave	0.4068	0.4479		11.0	10.0	10.1	50.0
2,4-Toluene diamine	Ave	0.1931	0.2079		10.8	10.0	7.7	50.0
1,3,5-Trichlorobenzene	Ave	0.3068	0.2968		9.67	10.0	-3.3	50.0
Bis(2-chloroethoxy)methane	Ave	0.4647	0.4368		9.40	10.0	-6.0	50.0
Benzoic acid	Qua		0.1718		13.4	20.0	-33.0	50.0
2,4-Dichlorophenol	Qua		0.2791		10.1	10.0	1.0	20.0
1,2,4-Trichlorobenzene	Ave	0.2977	0.2789		9.37	10.0	-6.3	50.0
Naphthalene	Ave	1.159	1.073		9.26	10.0	-7.4	50.0
4-Chloroaniline	Ave	0.4668	0.4603		9.86	10.0	-1.4	50.0
Hexachlorobutadiene	Ave	0.1364	0.1245		9.13	10.0	-8.7	20.0
1,2,3-Trichlorobenzene	Ave	0.2779	0.2502		9.00	10.0	-10.0	50.0
Caprolactam	Qua		0.1195		8.56	10.0	-14.4	50.0
4-Chloro-3-methylphenol	Ave	0.3433	0.3528		10.3	10.0	2.8	20.0
2-Methylnaphthalene	Ave	0.5986	0.5599		9.35	10.0	-6.5	50.0
1-Methylnaphthalene	Ave	0.7058	0.6379		9.04	10.0	-9.6	50.0
1,2,3,5-Tetrachlorobenzene	Ave	0.4729	0.4955		10.5	10.0	4.8	50.0
Hexachlorocyclopentadiene	Qua		0.2817	0.0500	8.97	10.0	-10.3	50.0

FORM VII
GC/MS SEMI VOA CONTINUING CALIBRATION DATA

Lab Name: TestAmerica North Canton Job No.: 240-979-1

SDG No.:

Lab Sample ID: CCV 240-6407/4 Calibration Date: 06/28/2011 13:39

Instrument ID: A4AG2 Calib Start Date: 06/27/2011 10:39

GC Column: RXI-5SILMS ID: 0.45(mm) Calib End Date: 06/27/2011 14:08

Lab File ID: 0628102.D Conc. Units: ng/uL

ANALYTE	CURVE TYPE	AVE RRF	RRF	MIN RRF	CALC AMOUNT	SPIKE AMOUNT	%D	MAX %D
2,4,6-Trichlorophenol	Ave	0.3294	0.3469		10.5	10.0	5.3	20.0
2,4,5-Trichlorophenol	Ave	0.3579	0.3612		10.1	10.0	0.9	50.0
1,1'-Biphenyl	Ave	1.483	1.665		11.2	10.0	12.3	50.0
1,2,3,4 -Tetrachlorobenzene	Ave	0.4553	0.4933		10.8	10.0	8.3	50.0
2-Chloronaphthalene	Ave	1.170	1.163		9.94	10.0	-0.6	50.0
2-Nitroaniline	Ave	0.4216	0.4415		10.5	10.0	4.7	50.0
Dimethyl phthalate	Ave	1.370	1.307		9.54	10.0	-4.6	50.0
2,6-Dinitrotoluene	Ave	0.2835	0.2738		9.66	10.0	-3.4	50.0
1,2-Dinitrobenzene	Ave	0.1492	0.1479		9.92	10.0	-0.8	50.0
Acenaphthylene	Ave	2.045	2.022		9.89	10.0	-1.1	50.0
3-Nitroaniline	Ave	0.3678	0.3764		10.2	10.0	2.3	50.0
2,4-Dinitrophenol	Ave	0.2084	0.1929	0.0500	18.5	20.0	-7.4	50.0
Acenaphthene	Ave	1.254	1.254		10.0	10.0	-0.0	20.0
4-Nitrophenol	Qua		0.2457	0.0500	11.9	10.0	19.0	50.0
2,4-Dinitrotoluene	Ave	0.3773	0.3909		10.4	10.0	3.6	50.0
Dibenzofuran	Ave	1.662	1.601		9.63	10.0	-3.7	50.0
2,3,5,6-Tetrachlorophenol	Qua		0.2677		10.7	10.0	7.0	50.0
Diethyl phthalate	Ave	1.418	1.335		9.42	10.0	-5.8	50.0
4-Chlorophenyl phenyl ether	Ave	0.5796	0.5693		9.82	10.0	-1.8	50.0
4-Nitroaniline	Ave	0.3940	0.4034		10.2	10.0	2.4	50.0
Fluorene	Ave	1.377	1.398		10.1	10.0	1.5	50.0
4,6-Dinitro-2-methylphenol	Qua		0.1239		8.62	10.0	-13.8	50.0
N-Nitrosodiphenylamine	Ave	0.6718	0.6362		9.47	10.0	-5.3	20.0
Azobenzene	Ave	1.129	1.153		10.2	10.0	2.0	50.0
4-Bromophenyl phenyl ether	Ave	0.1902	0.1728		9.09	10.0	-9.1	50.0
Hexachlorobenzene	Ave	0.1980	0.1784		9.01	10.0	-9.9	50.0
Atrazine	Ave	0.2063	0.2007		9.73	10.0	-2.7	50.0
Pentachlorophenol	Qua		0.1072		16.3	20.0	-18.5	20.0
Phenanthrene	Ave	1.257	1.169		9.30	10.0	-7.0	50.0
Anthracene	Ave	1.269	1.207		9.51	10.0	-4.9	50.0
Carbazole	Ave	1.235	1.170		9.47	10.0	-5.3	50.0
Di-n-butyl phthalate	Ave	1.486	1.471		9.90	10.0	-1.0	50.0
Fluoranthene	Ave	1.226	1.141		9.31	10.0	-6.9	20.0
Benzidine	Qua		0.7044		10.2	10.0	2.0	50.0
Pyrene	Ave	1.288	1.228		9.54	10.0	-4.6	50.0
Butyl benzyl phthalate	Ave	0.6529	0.6538		10.0	10.0	0.1	50.0
3,3'-Dimethoxybenzidine	Ave	0.2555	0.2431		9.52	10.0	-4.8	50.0
Bis(2-ethylhexyl) phthalate	Ave	0.8713	0.8802		10.1	10.0	1.0	50.0
4,4'-Methylene bis(2-chloroaniline)	Ave	0.2141	0.2184		10.2	10.0	2.0	50.0
3,3'-Dichlorobenzidine	Ave	0.4165	0.4276		10.3	10.0	2.7	50.0

FORM VII
GC/MS SEMI VOA CONTINUING CALIBRATION DATA

Lab Name: TestAmerica North Canton Job No.: 240-979-1

SDG No.:

Lab Sample ID: CCV 240-6407/4 Calibration Date: 06/28/2011 13:39

Instrument ID: A4AG2 Calib Start Date: 06/27/2011 10:39

GC Column: RXI-5SILMS ID: 0.45(mm) Calib End Date: 06/27/2011 14:08

Lab File ID: 0628102.D Conc. Units: ng/uL

ANALYTE	CURVE TYPE	AVE RRF	RRF	MIN RRF	CALC AMOUNT	SPIKE AMOUNT	%D	MAX %D
Benzo[a]anthracene	Ave	1.179	1.113		9.44	10.0	-5.6	50.0
Chrysene	Ave	1.130	1.074		9.50	10.0	-5.0	50.0
Di-n-octyl phthalate	Ave	1.711	1.708		9.98	10.0	-0.2	20.0
Benzo[b]fluoranthene	Ave	1.322	1.215		9.19	10.0	-8.1	50.0
Benzo[k]fluoranthene	Ave	1.297	1.322		10.2	10.0	1.9	50.0
Benzo[a]pyrene	Ave	1.174	1.135		9.67	10.0	-3.3	20.0
Dibenz(a,h)anthracene	Ave	1.032	0.9801		9.50	10.0	-5.0	50.0
Indeno[1,2,3-cd]pyrene	Ave	1.257	1.222		9.72	10.0	-2.8	50.0
Benzo[g,h,i]perylene	Ave	1.042	1.031		9.89	10.0	-1.1	50.0
2-Fluorophenol (Surr)	Ave	1.314	1.300		9.89	10.0	-1.1	50.0
Phenol-d5 (Surr)	Ave	1.852	1.798		9.71	10.0	-2.9	50.0
Nitrobenzene-d5 (Surr)	Ave	0.4776	0.4857		10.2	10.0	1.7	50.0
2-Fluorobiphenyl (Surr)	Ave	1.374	1.328		9.67	10.0	-3.3	50.0
2,4,6-Tribromophenol (Surr)	Ave	0.1293	0.1330		10.3	10.0	2.9	50.0
Terphenyl-d14 (Surr)	Ave	0.7245	0.7148		9.87	10.0	-1.3	50.0

FORM II
GC VOA SURROGATE RECOVERY

Lab Name: TestAmerica North Canton Job No.: 240-979-1

SDG No.:

Matrix: Water Level: Low

GC Column (1): ID:

Client Sample ID	Lab Sample ID	TFE1	#
MW11S-060911	240-979-4	93	
	MB 240-4534/4	112	
	LCS 240-4534/3	94	
	240-921-G-6 MS	100	
	240-921-G-6 MSD	105	

	QC LIMITS
TFE = 1,1,1-Trifluoroethane	10-168

Column to be used to flag recovery values

FORM II RSK-175

FORM IV
GC VOA METHOD BLANK SUMMARY

Lab Name: TestAmerica North Canton Job No.: 240-979-1

SDG No.:

Lab Sample ID: MB 240-4534/4

Matrix: Water Date Extracted:

Lab File ID:(1) Z0061304.D Lab File ID:(2)

Date Analyzed:(1) 06/13/2011 14:22 Date Analyzed:(2)

Instrument ID:(1) ZPID Instrument ID:(2)

GC Column:(1) ID: GC Column:(2) ID:

THIS METHOD BLANK APPLIES TO THE FOLLOWING SAMPLES:

CLIENT SAMPLE ID	LAB SAMPLE ID	DATE ANALYZED 1	DATE ANALYZED 2
	LCS 240-4534/3	06/13/2011 13:49	
	240-921-G-6 MS	06/13/2011 20:15	
	240-921-G-6 MSD	06/13/2011 20:48	
MW11S-060911	240-979-4	06/14/2011 01:43	

FORM I
GC VOA ORGANICS ANALYSIS DATA SHEET

Lab Name: TestAmerica North Canton Job No.: 240-979-1

SDG No.:

Client Sample ID: Lab Sample ID: MB 240-4534/4

Matrix: Water Lab File ID: Z0061304.D

Analysis Method: RSK-175 Date Collected:

Sample wt/vol: 17(mL) Date Analyzed: 06/13/2011 14:22

Soil Aliquot Vol: Dilution Factor: 1

Soil Extract Vol.: GC Column: ID:

% Moisture: Level: (low/med) Low

Analysis Batch No.: 4534 Units: ug/L

CAS NO.	COMPOUND NAME	RESULT	Q	RL	MDL
74-85-1	Ethene	0.50	U	0.50	0.31
74-84-0	Ethane	0.50	U	0.50	0.26
74-82-8	Methane	0.50	U	0.50	0.10

CAS NO.	SURROGATE	%REC	Q	LIMITS
420-46-2	1,1,1-Trifluoroethane	112		10-168

FORM III
GC VOA LAB CONTROL SAMPLE RECOVERY

Lab Name: TestAmerica North Canton Job No.: 240-979-1

SDG No.:

Matrix: Water Level: Low Lab File ID: Z0061303.D

Lab ID: LCS 240-4534/3 Client ID:

COMPOUND	SPIKE ADDED (ug/L)	LCS CONCENTRATION (ug/L)	LCS % REC	QC LIMITS REC	#
Ethene	203	176	87	72-126	
Ethane	218	187	86	71-123	
Methane	116	92.3	80	75-114	

Column to be used to flag recovery and RPD values

FORM III RSK-175

FORM III
GC VOA MATRIX SPIKE DUPLICATE RECOVERY

Lab Name: TestAmerica North Canton Job No.: 240-979-1

SDG No.:

Matrix: Water Level: Low Lab File ID: Z0061312.D

Lab ID: 240-921-G-6 MSD Client ID:

COMPOUND	SPIKE ADDED (ug/L)	MSD CONCENTRATION (ug/L)	MSD % REC	% RPD	QC LIMITS RPD	QC LIMITS REC	#
Ethene	203	207	102	2	30	72-126	
Ethane	218	225	103	2	30	71-123	
Methane	116	112	96	2	30	75-114	

Column to be used to flag recovery and RPD values

FORM III RSK-175

FORM VIII
GC VOA ANALYTICAL SEQUENCE

Lab Name: TestAmerica North Canton Job No.: 240-979-1

SDG No.:

Sample No.: CCV 240-4534/2 Date Analyzed: 06/13/2011 13:16

Instrument ID: ZPID GC Column: ID: ()

Lab File ID (Standard): Z0061302.D Heated Purge: (Y/N) N

Calibration ID: 1363

THE ANALYTICAL SEQUENCE OF BLANKS, SAMPLES, STANDARDS, MS/MSDs AND LCSs IS GIVEN BELOW:

				TFE RT #
CONTINUING CALIBRATION SURROGATE				14.79
UPPER LIMIT				14.84
LOWER LIMIT				14.74
LAB SAMPLE ID	CLIENT SAMPLE ID	DATE ANALYZED	LAB FILE ID	
CCV 240-4534/2 CCVRT		06/13/2011 13:16	Z0061302.D	14.79
LCS 240-4534/3		06/13/2011 13:49	Z0061303.D	14.78
MB 240-4534/4		06/13/2011 14:22	Z0061304.D	14.78
240-921-G-6 MS		06/13/2011 20:15	Z0061311.D	14.78
240-921-G-6 MSD		06/13/2011 20:48	Z0061312.D	14.78
240-979-4	MW11S-060911	06/14/2011 01:43	Z0061321.D	14.78

TFE = 1,1,1-Trifluoroethane

TFE RT Limit = ± 0.05 minutes of surrogate RT

Column used to flag values outside QC limits

FORM VIII RSK-175

FORM VI
GC VOA INITIAL CALIBRATION DATA
EXTERNAL STANDARD CURVE EVALUTION

Lab Name: TestAmerica North Canton Job No.: 240-979-1 Analy Batch No.: 3624

SDG No.:

Instrument ID: ZPID GC Column: ID: Heated Purge: (Y/N) N

Calibration Start Date: 06/04/2011 23:10 Calibration End Date: 06/05/2011 03:32 Calibration ID: 1363

Calibration Files:

LEVEL:	LAB SAMPLE ID:	LAB FILE ID:
Level 1	STD2 240-3624/3	Z0060403.D
Level 2	STD3 240-3624/4	Z0060404.D
Level 3	STD1 240-3624/2	Z0060402.D
Level 4	STD4 240-3624/5	Z0060405.D
Level 5	STD5 240-3624/6	Z0060406.D
Level 6	STD6 240-3624/7	Z0060407.D
Level 7	STD7 240-3624/8	Z0060408.D
Level 8	STD8 240-3624/9	Z0060409.D
Level 9	STD9 240-3624/10	Z0060410.D

ANALYTE	CF				CURVE TYPE	COEFFICIENT			#	MIN CF	%RSD	#	MAX %RSD	R^2 OR COD	#	MIN R^2 OR COD
	LVL 1 LVL 5 LVL 9	LVL 2 LVL 6	LVL 3 LVL 7	LVL 4 LVL 8		B	M1	M2								
Methane	14735 13530 15642	15708 14127	19129 14889	16122 14822	Ave		15411.6309				10.0		30.0			
Ethene	12898 12448 13664	14511 12809	12239 13340	15010 13258	Ave		13352.9222				6.9		30.0			
Acetylene	4757.4 4562.0 4891.2	5308.4 4812.1	3957.4 4956.7	5451.3 4911.0	Ave		4845.29344				8.9		30.0			
Ethane	13756 13554 15624	15950 14205	13168 14994	16421 14807	Ave		14719.9575				7.7		30.0			
Propene	13665 12325 13341	14762 12646	13256 13084	14857 12980	Ave		13435.1765				6.5		30.0			
Propane	14494 15296 17738	17638 16035	13737 16864	18236 16728	Ave		16307.3632				9.5		30.0			
Propane, 2-methyl	15434 16703 18662	17658 17035	19597 17702	17793 17481	Ave		17562.7343				6.7		30.0			
Butane	12327 15798 18226	16117 16453	17724	17238 17252	Ave		16391.8804				11.0		30.0			

Note: The m1 coefficient is the same as Ave CF for an Ave curve type.

FORM VI
GC VOA INITIAL CALIBRATION DATA
EXTERNAL STANDARD CURVE EVALUTION

Lab Name: TestAmerica North Canton Job No.: 240-979-1 Analy Batch No.: 3624

SDG No.:

Instrument ID: ZPID GC Column: ID: Heated Purge: (Y/N) N

Calibration Start Date: 06/04/2011 23:10 Calibration End Date: 06/05/2011 03:32 Calibration ID: 1363

ANALYTE	CF				CURVE TYPE	COEFFICIENT			#	MIN CF	%RSD	#	MAX %RSD	R^2 OR COD	#	MIN R^2 OR COD
	LVL 1 LVL 5 LVL 9	LVL 2 LVL 6	LVL 3 LVL 7	LVL 4 LVL 8		B	M1	M2								
1,1,1-Trifluoroethane	4934.9 5510.0	5378.9 5444.5	5109.3 5455.5	5414.7	Ave		5321.12037				4.0		30.0			

Note: The m1 coefficient is the same as Ave CF for an Ave curve type.

FORM VII
GC VOA CONTINUING CALIBRATION DATA

Lab Name: TestAmerica North Canton Job No.: 240-979-1

SDG No.:

Lab Sample ID: ICV 240-3624/11 Calibration Date: 06/05/2011 04:04

Instrument ID: ZPID Calib Start Date: 06/04/2011 23:10

GC Column: ID: Calib End Date: 06/05/2011 03:32

Lab File ID: Z0060411.D Conc. Units: ug/L Heated Purge: (Y/N) N

ANALYTE	CURVE TYPE	AVE CF	CF	MIN CF	CALC AMOUNT	SPIKE AMOUNT	%D	MAX %D
Methane	Ave	15412	14534		109	116	-5.7	30.0
Ethene	Ave	13353	12669		193	203	-5.1	30.0
Acetylene	Ave	4845	5348		208	188	10.4	30.0
Ethane	Ave	14720	14715		218	218	-0.0	30.0
1,1,1-Trifluoroethane	Ave	5321	5351		2450	2440	0.6	30.0

FORM VII
GC VOA CONTINUING CALIBRATION DATA

Lab Name: TestAmerica North Canton Job No.: 240-979-1

SDG No.:

Lab Sample ID: CCV 240-4534/2 Calibration Date: 06/13/2011 13:16

Instrument ID: ZPID Calib Start Date: 06/04/2011 23:10

GC Column: ID: Calib End Date: 06/05/2011 03:32

Lab File ID: Z0061302.D Conc. Units: ug/L Heated Purge: (Y/N) N

ANALYTE	CURVE TYPE	AVE CF	CF	MIN CF	CALC AMOUNT	SPIKE AMOUNT	%D	MAX %D
Methane	Ave	15412	14362		108	116	-6.8	30.0
Ethene	Ave	13353	13767		210	203	3.1	30.0
Acetylene	Ave	4845	4926		191	188	1.7	30.0
Ethane	Ave	14720	14419		213	218	-2.0	30.0
1,1,1-Trifluoroethane	Ave	5321	6047		2770	2440	13.7	30.0

FORM VI
GC/MS SEMI VOA INITIAL CALIBRATION DATA
INTERNAL STANDARD CURVE EVALUTION

Lab Name: TestAmerica North Canton Job No.: 240-979-1 Analy Batch No.: 6150

SDG No.:

Instrument ID: A4AG2 GC Column: RXI-5SILMS ID: 0.45(mm) Heated Purge: (Y/N) N

Calibration Start Date: 06/27/2011 10:39 Calibration End Date: 06/27/2011 14:08 Calibration ID: 1854

ANALYTE	RRF					CURVE TYPE	COEFFICIENT			#	MIN RRF	%RSD	#	MAX %RSD	R^2 OR COD	#	MIN R^2 OR COD
	LVL 1 LVL 6	LVL 2 LVL 7	LVL 3 LVL 8	LVL 4 LVL 9	LVL 5		B	M1	M2								
Benzyl alcohol		0.8594	0.8142	0.9071	0.9084	Ave		0.9238				8.5		15.0			
	0.9304	0.9468	0.9384	1.0854													
1,2-Dichlorobenzene		1.3746	1.4212	1.4490	1.3363	Ave		1.4099				4.1		15.0			
	1.3260	1.4530	1.4375	1.4815													
2-Methylphenol		1.2947	1.4743	1.4540	1.4365	Ave		1.4488				6.5		15.0			
	1.3867	1.4287	1.4854	1.6298													
2,2'-oxybis[1-chloropropane]		1.4680	1.4408	1.4213	1.3426	Ave		1.4368				8.1		15.0			
	1.3730	1.3649	1.3773	1.7062													
Benzoic acid		0.1565	+++++	0.1900	0.2226	Qua	-0.314	0.2673	0.0010						0.9960		0.9900
	0.2532	0.3093	0.2937	0.3109													
3 & 4 Methylphenol		1.1536	1.2780	1.4753	1.4337	Ave		1.4363				11.0		15.0			
	1.4369	1.4826	1.5235	1.7069													
N-Nitrosodi-n-propylamine		1.1639	1.0768	1.1417	1.0882	Ave		1.1101			0.0500	4.8		15.0			
	1.0686	1.1525	1.1656	1.0234													
Acetophenone		2.2043	2.1497	2.2613	2.1172	Ave		2.1358				5.0		15.0			
	2.0379	2.1359	2.2413	1.9386													
Hexachloroethane		0.6136	0.5838	0.6166	0.5693	Ave		0.6024				4.8		15.0			
	0.5815	0.5878	0.6060	0.6608													
Nitrobenzene		0.4457	0.4555	0.4222	0.4159	Ave		0.4282				5.5		15.0			
	0.4001	0.4175	0.4058	0.4630													
Isophorone		0.7604	0.8284	0.8503	0.7801	Ave		0.8120				4.8		15.0			
	0.7926	0.8008	0.8039	0.8797													
2,4-Dimethylphenol		0.3390	0.4002	0.4220	0.4218	Ave		0.4068				8.1		15.0			
	0.4303	0.4430	0.4145	0.3834													
2,4-Toluene diamine		0.1546	0.2003	0.2071	0.1939	Ave		0.1931				10.0		15.0			
	0.1996	0.2161	0.1974	0.1761													
2-Nitrophenol		0.1299	0.1679	0.1970	0.2013	Ave		0.1891				15.0		15.0			
	0.2061	0.2176	0.2086	0.1843													
1,3,5-Trichlorobenzene		0.2770	0.2984	0.3163	0.2898	Ave		0.3068				7.0		15.0			
	0.2863	0.3305	0.3238	0.3326													
Bis(2-chloroethoxy)methane		0.4484	0.4721	0.4747	0.4433	Ave		0.4647				4.7		15.0			
	0.4421	0.4593	0.4684	0.5090													
2,4-Dinitrophenol		+++++	+++++	0.1069	0.1998	Ave		0.2084			0.0500	26.0	*	15.0			
	0.2269	0.2521	0.2567	0.2080													
4-Nitrophenol		+++++	+++++	0.1177	0.1833	Qua	-0.048	0.1606	0.0042		0.0500				0.9990		0.9900
	0.2012	0.2196	0.2373	0.2646													
2,4-Dichlorophenol		0.1783	0.2364	0.2652	0.2792	Qua	0.0105	0.2499	0.0026						0.9980		0.9900
	0.2802	0.2970	0.2902	0.3211													
1,2,4-Trichlorobenzene		0.3076	0.2971	0.2924	0.2833	Ave		0.2977				3.7		15.0			
	0.2837	0.3011	0.3014	0.3149													

Note: The m1 coefficient is the same as Ave RRF for an Ave curve type.

FORM VI
GC/MS SEMI VOA INITIAL CALIBRATION DATA
INTERNAL STANDARD CURVE EVALUTION

Lab Name: TestAmerica North Canton Job No.: 240-979-1 Analy Batch No.: 6150

SDG No.:

Instrument ID: A4AG2 GC Column: RXI-5SILMS ID: 0.45(mm) Heated Purge: (Y/N) N

Calibration Start Date: 06/27/2011 10:39 Calibration End Date: 06/27/2011 14:08 Calibration ID: 1854

ANALYTE	RRF					CURVE TYPE	COEFFICIENT			#	MIN RRF	%RSD	#	MAX %RSD	R^2 OR COD	#	MIN R^2 OR COD
	LVL 1 LVL 6	LVL 2 LVL 7	LVL 3 LVL 8	LVL 4 LVL 9	LVL 5		B	M1	M2								
Naphthalene	1.4013 1.0998	1.1308 1.1798	1.1166 1.1516	1.1582 1.1081	1.0828	Ave		1.1588				8.3		15.0			
4-Chloroaniline	0.5026	0.3166 0.5061	0.4384 0.4797	0.4722 0.5405	0.4783	Ave		0.4668				14.0		15.0			
2,4,5-Trichlorophenol	0.3564	+++++ 0.3520	0.2882 0.3688	0.3752 0.4139	0.3505	Ave		0.3579				11.0		15.0			
Hexachlorobutadiene	0.1267	0.1256 0.1415	0.1357 0.1378	0.1479 0.1482	0.1275	Ave		0.1364				6.7		15.0			
1,2,3-Trichlorobenzene	0.2636	0.2829 0.2786	0.2730 0.2695	0.2857 0.3021	0.2676	Ave		0.2779				4.5		15.0			
Caprolactam	0.1347	0.0482 0.1438	0.1121 0.1362	0.1334 0.1357	0.1348	Qua	-0.045	0.1489	0						0.9990		0.9900
4-Chloro-3-methylphenol	0.3367	0.3026 0.3577	0.3189 0.3529	0.3458 0.3928	0.3387	Ave		0.3433				7.8		15.0			
2-Methylnaphthalene	0.5727 0.5799	0.5639 0.6085	0.6060 0.6029	0.6274 0.6289	0.5975	Ave		0.5986				3.8		15.0			
Pentachlorophenol	0.1267	+++++ 0.1503	+++++ 0.1575	0.0762 0.1599	0.1191	Qua	-0.313	0.1424	0.0005						0.9980		0.9900
1-Methylnaphthalene	0.8694 0.6577	0.6665 0.7045	0.7066 0.7011	0.7006 0.6897	0.6562	Ave		0.7058				9.2		15.0			
1,2,3,5-Tetrachlorobenzene	0.4700	0.4760 0.5030	0.4754 0.5024	0.4610 0.4508	0.4445	Ave		0.4729				4.6		15.0			
Hexachlorocyclopentadiene	0.2769	0.1643 0.3249	0.2008 0.3348	0.2400 0.2960	0.2737	Qua	-0.216	0.3505	-0.001		0.0500				0.9920		0.9900
2,4,6-Trichlorophenol	0.3135	0.2413 0.3512	0.3246 0.3613	0.3213 0.3975	0.3243	Ave		0.3294				14.0		15.0			
1,1'-Biphenyl	1.6200 1.5620	1.4882 1.5006	1.4864 1.4649	1.5244 1.1713	1.5308	Ave		1.4832				8.5		15.0			
1,2,3,4 -Tetrachlorobenzene	0.4638	0.4392 0.4740	0.4697 0.4833	0.4491 0.4221	0.4414	Ave		0.4553				4.6		15.0			
2-Chloronaphthalene	1.1282 1.0827	1.1102 1.1662	1.1584 1.2431	1.2413 1.2888	1.1129	Ave		1.1702				6.1		15.0			
4-Nitroaniline	0.3832	+++++ 0.4125	0.3760 0.4161	0.3965 0.3890	0.3848	Ave		0.3940				3.9		15.0			
2-Nitroaniline	0.4142	0.4097 0.4137	0.4140 0.4155	0.4466 0.4527	0.4066	Ave		0.4216				4.2		15.0			
4,6-Dinitro-2-methylphenol	0.1399	+++++ 0.1563	0.0641 0.1516	0.1012 0.1545	0.1275	Qua	-0.116	0.1561	0.0001						0.9990		0.9900
Dimethyl phthalate	1.2863	1.3331 1.3583	1.3698 1.4208	1.4225 1.4790	1.2911	Ave		1.3701				4.9		15.0			

Note: The m1 coefficient is the same as Ave RRF for an Ave curve type.

FORM VI
GC/MS SEMI VOA INITIAL CALIBRATION DATA
INTERNAL STANDARD CURVE EVALUTION

Lab Name: TestAmerica North Canton Job No.: 240-979-1 Analy Batch No.: 6150

SDG No.:

Instrument ID: A4AG2 GC Column: RXI-5SILMS ID: 0.45(mm) Heated Purge: (Y/N) N

Calibration Start Date: 06/27/2011 10:39 Calibration End Date: 06/27/2011 14:08 Calibration ID: 1854

ANALYTE	RRF					CURVE TYPE	COEFFICIENT			#	MIN RRF	%RSD	#	MAX %RSD	R^2 OR COD	#	MIN R^2 OR COD
	LVL 1 LVL 6	LVL 2 LVL 7	LVL 3 LVL 8	LVL 4 LVL 9	LVL 5		B	M1	M2								
2,6-Dinitrotoluene		0.2318	0.3010	0.2903	0.2734	Ave		0.2835				8.6		15.0			
	0.2775	0.2856	0.2961	0.3124													
1,2-Dinitrobenzene		0.1137	0.1579	0.1549	0.1483	Ave		0.1492				10.0		15.0			
	0.1481	0.1532	0.1589	0.1582													
Acenaphthylene	2.1247	1.8758	1.9632	2.1150	1.9219	Ave		2.0446				6.4		15.0			
	1.9201	2.0629	2.1667	2.2511													
3-Nitroaniline		0.3269	0.3482	0.3757	0.3651	Ave		0.3678				6.2		15.0			
	0.3649	0.3809	0.3770	0.4038													
Acenaphthene	1.6206	1.2717	1.2012	1.2511	1.2014	Ave		1.2544				12.0		15.0			
	1.2189	1.2284	1.2442	1.0520													
2,4-Dinitrotoluene		0.2894	0.3584	0.3917	0.3842	Ave		0.3773				11.0		15.0			
	0.3792	0.3903	0.4040	0.4211													
Dibenzofuran	1.6380	1.6283	1.6377	1.6728	1.5757	Ave		1.6618				5.6		15.0			
	1.5154	1.6953	1.7683	1.8249													
2,3,5,6-Tetrachlorophenol		0.1855	0.1932	0.2558	0.2371	Qua	0.0377	0.1926	0.0051						0.9990		0.9900
	0.2413	0.2772	0.2922	0.3238													
Diethyl phthalate		1.4945	1.3891	1.4651	1.3367	Ave		1.4178				5.1		15.0			
	1.2946	1.4195	1.4527	1.4900													
4-Chlorophenyl phenyl ether		0.5410	0.5531	0.5869	0.5399	Ave		0.5796				6.4		15.0			
	0.5571	0.6038	0.6298	0.6250													
Fluorene	1.3853	1.3011	1.3005	1.4238	1.3235	Ave		1.3773				4.6		15.0			
	1.3461	1.4446	1.4749	1.3961													
N-Nitrosodiphenylamine		0.6087	0.6588	0.6778	0.6417	Ave		0.6718				5.7		15.0			
	0.6582	0.6919	0.7129	0.7243													
Azobenzene		1.1159	1.1696	1.1347	1.0953	Ave		1.1294				3.1		15.0			
	1.1113	1.1695	1.1616	1.0777													
4-Bromophenyl phenyl ether		0.1572	0.1850	0.1884	0.1770	Ave		0.1902				13.0		15.0			
	0.1795	0.1905	0.2036	0.2405													
Hexachlorobenzene	0.2220	0.1960	0.1811	0.1870	0.1788	Ave		0.1980				8.3		15.0			
	0.1897	0.1965	0.2082	0.2229													
Atrazine		0.1765	0.2190	0.2095	0.2045	Ave		0.2063				6.6		15.0			
	0.2078	0.2153	0.2174	0.2008													
Phenanthrene	1.4860	1.1783	1.1722	1.1786	1.1526	Ave		1.2569				9.0		15.0			
	1.1862	1.2796	1.3304	1.3482													
Anthracene	1.3157	1.1295	1.2265	1.2135	1.1910	Ave		1.2694				7.1		15.0			
	1.2393	1.3425	1.3816	1.3851													
Carbazole		1.1320	1.2401	1.1985	1.1570	Ave		1.2353				6.8		15.0			
	1.1880	1.2647	1.3309	1.3710													
Di-n-butyl phthalate		1.3564	1.4379	1.4588	1.4445	Ave		1.4855				6.7		15.0			
	1.5013	1.6005	1.6609	1.4239													

Note: The m1 coefficient is the same as Ave RRF for an Ave curve type.

FORM VI
GC/MS SEMI VOA INITIAL CALIBRATION DATA
INTERNAL STANDARD CURVE EVALUTION

Lab Name: TestAmerica North Canton Job No.: 240-979-1 Analy Batch No.: 6150

SDG No.:

Instrument ID: A4AG2 GC Column: RXI-5SILMS ID: 0.45(mm) Heated Purge: (Y/N) N

Calibration Start Date: 06/27/2011 10:39 Calibration End Date: 06/27/2011 14:08 Calibration ID: 1854

ANALYTE	RRF					CURVE TYPE	COEFFICIENT			#	MIN RRF	%RSD	#	MAX %RSD	R^2 OR COD	#	MIN R^2 OR COD
	LVL 1 LVL 6	LVL 2 LVL 7	LVL 3 LVL 8	LVL 4 LVL 9	LVL 5		B	M1	M2								
3,3'-Dimethoxybenzidine	0.2747	+++++ 0.2976	0.1812 0.2866	0.2437 0.2393	0.2651	Ave		0.2555				15.0		15.0			
Fluoranthene	1.3507 1.1950	1.0530 1.2580	1.1577 1.3475	1.1665 1.3591	1.1427	Ave		1.2256				8.9		15.0			
Benzidine	0.7148	0.3708 0.7368	0.4996 0.7303	0.7119 0.8308	0.7140	Qua	0.0834	0.5952	0.0086						0.9970		0.9900
Pyrene	1.5103 1.2479	1.2216 1.2762	1.2050 1.2811	1.3320 1.3206	1.1960	Ave		1.2878				7.5		15.0			
Butyl benzyl phthalate	0.6462	0.7110 0.6594	0.6481 0.6417	0.6563 0.6312	0.6297	Ave		0.6529				3.9		15.0			
Bis(2-ethylhexyl) phthalate	0.9491	0.8093 0.8993	0.8888 0.8500	0.9230 0.7610	0.8897	Ave		0.8713				7.1		15.0			
4,4'-Methylene bis(2-chloroaniline)	0.2298	0.1672 0.2390	0.1995 0.2329	0.2195 0.2166	0.2086	Ave		0.2141				11.0		15.0			
3,3'-Dichlorobenzidine	0.4303	0.3689 0.4442	0.3666 0.4414	0.4361 0.4335	0.4109	Ave		0.4165				7.6		15.0			
Benzo[a]anthracene	1.3239 1.2131	1.1318 1.1628	1.1220 1.1918	1.1603 1.2240	1.0783	Ave		1.1787				6.0		15.0			
Chrysene	1.2893 1.0566	1.1601 1.1089	1.0883 1.0879	1.1478 1.1677	1.0672	Ave		1.1304				6.4		15.0			
Di-n-octyl phthalate	1.7777	1.3921 1.8629	1.4721 1.8871	1.6873 1.9265	1.6847	Ave		1.7113				11.0		15.0			
Benzo[b]fluoranthene	1.4530 1.4514	1.1334 1.5026	1.0635 1.5098	1.1155 1.4110	1.2555	Ave		1.3217				14.0		15.0			
Benzo[k]fluoranthene	1.3126 1.1705	1.2804 1.1803	1.3645 1.2364	1.4101 1.4887	1.2278	Ave		1.2968				8.3		15.0			
Benzo[a]pyrene	1.2450 1.1683	1.0792 1.1872	1.1154 1.2010	1.1457 1.2714	1.1494	Ave		1.1736				5.2		15.0			
Indeno[1,2,3-cd]pyrene	1.1879 1.2873	1.1123 1.3034	1.1304 1.3187	1.2122 1.5418	1.2193	Ave		1.2570				10.0		15.0			
Dibenz(a,h)anthracene	0.9752 1.0590	0.8458 1.0893	0.9172 1.1051	0.9536 1.3276	1.0136	Ave		1.0318				13.0		15.0			
Benzo[g,h,i]perylene	1.2322 1.0368	0.8793 1.0527	0.9241 1.0505	0.9966 1.1971	1.0128	Ave		1.0425				11.0		15.0			
2-Fluorophenol (Surr)	1.2836	1.2968 1.2621	1.2135 1.3126	1.4126 1.4449	1.2860	Ave		1.3140				5.9		15.0			
Phenol-d5 (Surr)	1.7520	1.8101 1.8633	1.7821 1.9262	1.8448 2.1101	1.7304	Ave		1.8524				6.6		15.0			
Nitrobenzene-d5 (Surr)	0.4609 0.4649	0.4728 0.4644	0.5082 0.4665	0.5172 0.4662	0.4771	Ave		0.4776				4.3		15.0			

Note: The m1 coefficient is the same as Ave RRF for an Ave curve type.

FORM VI
GC/MS SEMI VOA INITIAL CALIBRATION DATA
INTERNAL STANDARD CURVE EVALUTION

Lab Name: TestAmerica North Canton Job No.: 240-979-1 Analy Batch No.: 6150

SDG No.:

Instrument ID: A4AG2 GC Column: RXI-5SILMS ID: 0.45(mm) Heated Purge: (Y/N) N

Calibration Start Date: 06/27/2011 10:39 Calibration End Date: 06/27/2011 14:08 Calibration ID: 1854

ANALYTE	RRF					CURVE TYPE	COEFFICIENT			#	MIN RRF	%RSD	#	MAX %RSD	R^2 OR COD	#	MIN R^2 OR COD
	LVL 1 LVL 6	LVL 2 LVL 7	LVL 3 LVL 8	LVL 4 LVL 9	LVL 5		B	M1	M2								
2-Fluorobiphenyl (Surr)	1.5405 1.2574	1.3561 1.3617	1.3263 1.4202	1.3814 1.4598	1.2596	Ave		1.3737				6.6		15.0			
2,4,6-Tribromophenol (Surr)	0.1254	0.1032 0.1367	0.1213 0.1392	0.1275 0.1556	0.1253	Ave		0.1293				12.0		15.0			
Terphenyl-d14 (Surr)	0.6763 0.7266	0.6852 0.7425	0.7153 0.7393	0.7431 0.7881	0.7045	Ave		0.7245				4.7		15.0			

Note: The m1 coefficient is the same as Ave RRF for an Ave curve type.

FORM VII
GC/MS SEMI VOA CONTINUING CALIBRATION DATA

Lab Name: TestAmerica North Canton Job No.: 240-979-1

SDG No.:

Lab Sample ID: ICV 240-6150/13 Calibration Date: 06/27/2011 14:25

Instrument ID: A4AG2 Calib Start Date: 06/27/2011 10:39

GC Column: RXI-5SILMS ID: 0.45(mm) Calib End Date: 06/27/2011 14:08

Lab File ID: 0627111.D Conc. Units: ng/uL

ANALYTE	CURVE TYPE	AVE RRF	RRF	MIN RRF	CALC AMOUNT	SPIKE AMOUNT	%D	MAX %D
1,4-Dioxane	Ave	0.5755	0.5341		9.28	10.0	-7.2	50.0
N-Nitrosodimethylamine	Ave	0.8999	0.9178		10.2	10.0	2.0	50.0
Pyridine	Ave	1.418	1.493		10.5	10.0	5.3	50.0
Ethyl methacrylate	Ave	1.188	1.138		9.58	10.0	-4.2	50.0
3-Chloropropionitrile	Ave	0.6992	0.7100		10.2	10.0	1.6	50.0
Malononitrile	Ave	1.531	1.530		10.0	10.0	-0.0	50.0
Benzaldehyde	Qua		1.175			10.0		50.0
Phenol	Ave	1.924	1.918		9.97	10.0	-0.3	20.0
Aniline	Ave	2.498	2.454		9.82	10.0	-1.8	50.0
Bis(2-chloroethyl)ether	Ave	1.632	1.611		9.87	10.0	-1.3	50.0
2-Chlorophenol	Ave	1.453	1.458		10.0	10.0	0.4	50.0
1,3-Dichlorobenzene	Ave	1.460	1.467		10.0	10.0	0.5	50.0
1,4-Dichlorobenzene	Ave	1.518	1.502		9.89	10.0	-1.1	20.0
Benzyl alcohol	Ave	0.9238	0.9853		10.7	10.0	6.7	50.0
1,2-Dichlorobenzene	Ave	1.410	1.421		10.1	10.0	0.8	50.0
2-Methylphenol	Ave	1.449	1.465		10.1	10.0	1.1	50.0
2,2'-oxybis[1-chloropropane]	Ave	1.437	1.418		9.87	10.0	-1.3	50.0
3 & 4 Methylphenol	Ave	1.436	1.512		10.5	10.0	5.3	50.0
N-Nitrosodi-n-propylamine	Ave	1.110	1.156	0.0500	10.4	10.0	4.1	50.0
Acetophenone	Ave	2.136	2.201		10.3	10.0	3.0	50.0
Hexachloroethane	Ave	0.6024	0.5912		9.81	10.0	-1.9	50.0
Nitrobenzene	Ave	0.4282	0.4226		9.87	10.0	-1.3	50.0
Isophorone	Ave	0.8120	0.8086		9.96	10.0	-0.4	50.0
2,4-Dimethylphenol	Ave	0.4068	0.4498		11.1	10.0	10.6	50.0
2,4-Toluene diamine	Ave	0.1931	0.2186		11.3	10.0	13.2	50.0
2-Nitrophenol	Ave	0.1891	0.2065		10.9	10.0	9.2	20.0
1,3,5-Trichlorobenzene	Ave	0.3068	0.3025		9.86	10.0	-1.4	50.0
Bis(2-chloroethoxy)methane	Ave	0.4647	0.4603		9.91	10.0	-0.9	50.0
Benzoic acid	Qua		0.2324		17.4	20.0	-13.0	50.0
2,4-Dichlorophenol	Qua		0.2757		9.95	10.0	-0.5	20.0
1,2,4-Trichlorobenzene	Ave	0.2977	0.2885		9.69	10.0	-3.1	50.0
Naphthalene	Ave	1.159	1.129		9.75	10.0	-2.5	50.0
4-Chloroaniline	Ave	0.4668	0.4889		10.5	10.0	4.7	50.0
Hexachlorobutadiene	Ave	0.1364	0.1328		9.74	10.0	-2.6	20.0
1,2,3-Trichlorobenzene	Ave	0.2779	0.2683		9.65	10.0	-3.5	50.0
Caprolactam	Qua		0.1345		9.62	10.0	-3.8	50.0
4-Chloro-3-methylphenol	Ave	0.3433	0.3614		10.5	10.0	5.3	20.0
2-Methylnaphthalene	Ave	0.5986	0.5926		9.90	10.0	-1.0	50.0
1-Methylnaphthalene	Ave	0.7058	0.6955		9.85	10.0	-1.5	50.0
1,2,3,5-Tetrachlorobenzene	Ave	0.4729	0.4990		10.6	10.0	5.5	50.0
Hexachlorocyclopentadiene	Qua		0.2993	0.0500	9.52	10.0	-4.8	50.0

FORM VII
GC/MS SEMI VOA CONTINUING CALIBRATION DATA

Lab Name: TestAmerica North Canton Job No.: 240-979-1

SDG No.:

Lab Sample ID: ICV 240-6150/13 Calibration Date: 06/27/2011 14:25

Instrument ID: A4AG2 Calib Start Date: 06/27/2011 10:39

GC Column: RXI-5SILMS ID: 0.45(mm) Calib End Date: 06/27/2011 14:08

Lab File ID: 0627111.D Conc. Units: ng/uL

ANALYTE	CURVE TYPE	AVE RRF	RRF	MIN RRF	CALC AMOUNT	SPIKE AMOUNT	%D	MAX %D
2,4,6-Trichlorophenol	Ave	0.3294	0.3329		10.1	10.0	1.1	20.0
2,4,5-Trichlorophenol	Ave	0.3579	0.3747		10.5	10.0	4.7	50.0
1,1'-Biphenyl	Ave	1.483	1.552		10.5	10.0	4.7	50.0
1,2,3,4 -Tetrachlorobenzene	Ave	0.4553	0.4799		10.5	10.0	5.4	50.0
2-Chloronaphthalene	Ave	1.170	1.215		10.4	10.0	3.8	50.0
2-Nitroaniline	Ave	0.4216	0.4304		10.2	10.0	2.1	50.0
Dimethyl phthalate	Ave	1.370	1.392		10.2	10.0	1.6	50.0
2,6-Dinitrotoluene	Ave	0.2835	0.2916		10.3	10.0	2.9	50.0
1,2-Dinitrobenzene	Ave	0.1492	0.1534		10.3	10.0	2.8	50.0
Acenaphthylene	Ave	2.045	2.096		10.2	10.0	2.5	50.0
3-Nitroaniline	Ave	0.3678	0.3754		10.2	10.0	2.1	50.0
2,4-Dinitrophenol	Ave	0.2084	0.2089	0.0500	20.1	20.0	0.3	50.0
Acenaphthene	Ave	1.254	1.304		10.4	10.0	3.9	20.0
4-Nitrophenol	Qua		0.2141	0.0500	10.7	10.0	7.0	50.0
2,4-Dinitrotoluene	Ave	0.3773	0.3985		10.6	10.0	5.6	50.0
Dibenzofuran	Ave	1.662	1.700		10.2	10.0	2.3	50.0
2,3,5,6-Tetrachlorophenol	Qua		0.2593		10.4	10.0	4.0	50.0
Diethyl phthalate	Ave	1.418	1.447		10.2	10.0	2.1	50.0
4-Chlorophenyl phenyl ether	Ave	0.5796	0.5793		10.0	10.0	-0.0	50.0
4-Nitroaniline	Ave	0.3940	0.4219		10.7	10.0	7.1	50.0
Fluorene	Ave	1.377	1.480		10.7	10.0	7.4	50.0
4,6-Dinitro-2-methylphenol	Qua		0.1363		9.40	10.0	-6.0	50.0
N-Nitrosodiphenylamine	Ave	0.6718	0.6735		10.0	10.0	0.3	20.0
Azobenzene	Ave	1.129	1.174		10.4	10.0	3.9	50.0
4-Bromophenyl phenyl ether	Ave	0.1902	0.1855		9.75	10.0	-2.5	50.0
Hexachlorobenzene	Ave	0.1980	0.1850		9.34	10.0	-6.6	50.0
Atrazine	Ave	0.2063	0.1948		9.44	10.0	-5.6	50.0
Pentachlorophenol	Qua		0.1208		18.0	20.0	-10.0	20.0
Phenanthrene	Ave	1.257	1.260		10.0	10.0	0.2	50.0
Anthracene	Ave	1.269	1.293		10.2	10.0	1.9	50.0
Carbazole	Ave	1.235	1.212		9.81	10.0	-1.9	50.0
Di-n-butyl phthalate	Ave	1.486	1.585		10.7	10.0	6.7	50.0
Fluoranthene	Ave	1.226	1.213		9.89	10.0	-1.1	20.0
Benzidine	Qua		0.7447		10.7	10.0	7.0	50.0
Pyrene	Ave	1.288	1.309		10.2	10.0	1.6	50.0
Butyl benzyl phthalate	Ave	0.6529	0.6872		10.5	10.0	5.2	50.0
3,3'-Dimethoxybenzidine	Ave	0.2555	0.2556		10.0	10.0	0.0	50.0
Bis(2-ethylhexyl) phthalate	Ave	0.8713	0.9445		10.8	10.0	8.4	50.0
4,4'-Methylene bis(2-chloroaniline)	Ave	0.2141	0.2285		10.7	10.0	6.7	50.0
3,3'-Dichlorobenzidine	Ave	0.4165	0.4356		10.5	10.0	4.6	50.0

FORM VII
GC/MS SEMI VOA CONTINUING CALIBRATION DATA

Lab Name: TestAmerica North Canton Job No.: 240-979-1

SDG No.:

Lab Sample ID: ICV 240-6150/13 Calibration Date: 06/27/2011 14:25

Instrument ID: A4AG2 Calib Start Date: 06/27/2011 10:39

GC Column: RXI-5SILMS ID: 0.45(mm) Calib End Date: 06/27/2011 14:08

Lab File ID: 0627111.D Conc. Units: ng/uL

ANALYTE	CURVE TYPE	AVE RRF	RRF	MIN RRF	CALC AMOUNT	SPIKE AMOUNT	%D	MAX %D
Benzo[a]anthracene	Ave	1.179	1.176		9.97	10.0	-0.3	50.0
Chrysene	Ave	1.130	1.105		9.77	10.0	-2.3	50.0
Di-n-octyl phthalate	Ave	1.711	1.778		10.4	10.0	3.9	20.0
Benzo[b]fluoranthene	Ave	1.322	1.195		9.04	10.0	-9.6	50.0
Benzo[k]fluoranthene	Ave	1.297	1.392		10.7	10.0	7.3	50.0
Benzo[a]pyrene	Ave	1.174	1.191		10.2	10.0	1.5	20.0
Dibenz(a,h)anthracene	Ave	1.032	1.072		10.4	10.0	3.9	50.0
Indeno[1,2,3-cd]pyrene	Ave	1.257	1.266		10.1	10.0	0.7	50.0
Benzo[g,h,i]perylene	Ave	1.042	1.031		9.89	10.0	-1.1	50.0
2-Fluorophenol (Surr)	Ave	1.314	1.377		10.5	10.0	4.8	50.0
Phenol-d5 (Surr)	Ave	1.852	1.849		9.98	10.0	-0.2	50.0
Nitrobenzene-d5 (Surr)	Ave	0.4776	0.4318		9.04	10.0	-9.6	50.0
2-Fluorobiphenyl (Surr)	Ave	1.374	1.407		10.2	10.0	2.5	50.0
2,4,6-Tribromophenol (Surr)	Ave	0.1293	0.1341		10.4	10.0	3.7	50.0
Terphenyl-d14 (Surr)	Ave	0.7245	0.7693		10.6	10.0	6.2	50.0

FORM II
DIESEL RANGE ORGANICS SURROGATE RECOVERY

Lab Name: TestAmerica North Canton Job No.: 240-979-1

SDG No.:

Matrix: Water Level: Low

GC Column (1): RTX-5 ID: 0.53 (mm)

Client Sample ID	Lab Sample ID	C91	#
MW34S-060911	240-979-2	62	
MW11S-060911	240-979-4	51	
MW3-060911	240-979-5	48	
DMW3S-060911	240-979-8	46	
	MB 240-4419/9-A	56	
	LCS 240-4419/10-A	60	

	QC LIMITS
C9 = n-Nonane	10-110

Column to be used to flag recovery values

FORM II 8015B

FORM IV
DIESEL RANGE ORGANICS METHOD BLANK SUMMARY

Lab Name: TestAmerica North Canton Job No.: 240-979-1

SDG No.:

Lab Sample ID: MB 240-4419/9-A

Matrix: Water Date Extracted: 06/11/2011 08:54

Lab File ID:(1) P6B61413.D Lab File ID:(2)

Date Analyzed:(1) 06/15/2011 08:47 Date Analyzed:(2)

Instrument ID:(1) A2HP6R Instrument ID:(2)

GC Column:(1) RTX-5 ID: 0.53(mm) GC Column:(2) ID:

THIS METHOD BLANK APPLIES TO THE FOLLOWING SAMPLES:

CLIENT SAMPLE ID	LAB SAMPLE ID	DATE ANALYZED 1	DATE ANALYZED 2
MW34S-060911	240-979-2	06/15/2011 06:52	
MW11S-060911	240-979-4	06/15/2011 07:20	
MW3-060911	240-979-5	06/15/2011 07:49	
DMW3S-060911	240-979-8	06/15/2011 08:18	
	LCS 240-4419/10-A	06/15/2011 09:16	

FORM I
DIESEL RANGE ORGANICS ANALYSIS DATA SHEET

Lab Name: TestAmerica North Canton Job No.: 240-979-1

SDG No.:

Client Sample ID: Lab Sample ID: MB 240-4419/9-A

Matrix: Water Lab File ID: P6B61413.D

Analysis Method: 8015B Date Collected:

Extraction Method: 3520C Date Extracted: 06/11/2011 08:54

Sample wt/vol: 1000(mL) Date Analyzed: 06/15/2011 08:47

Con. Extract Vol.: 5(mL) Dilution Factor: 1

Injection Volume: 1(uL) GC Column: RTX-5 ID: 0.53(mm)

% Moisture: GPC Cleanup:(Y/N) N

Analysis Batch No.: 4685 Units: ug/L

CAS NO.	COMPOUND NAME	RESULT	Q	RL	MDL
STL00141	Total Petroleum Hydrocarbons (C10-C32)	500	U	500	240

CAS NO.	SURROGATE	%REC	Q	LIMITS
111-84-2	n-Nonane	56		10-110

FORM I
DIESEL RANGE ORGANICS ANALYSIS DATA SHEET

Lab Name: TestAmerica North Canton | Job No.: 240-979-1

SDG No.:

Client Sample ID: | Lab Sample ID: LCS 240-4419/10-A

Matrix: Water | Lab File ID: P6B61414.D

Analysis Method: 8015B | Date Collected:

Extraction Method: 3520C | Date Extracted: 06/11/2011 08:54

Sample wt/vol: 1000(mL) | Date Analyzed: 06/15/2011 09:16

Con. Extract Vol.: 5(mL) | Dilution Factor: 1

Injection Volume: 1(uL) | GC Column: RTX-5 ID: 0.53(mm)

% Moisture: | GPC Cleanup:(Y/N) N

Analysis Batch No.: 4685 | Units: ug/L

CAS NO.	SURROGATE	%REC	Q	LIMITS
111-84-2	n-Nonane	60		10-110

FORM III
DIESEL RANGE ORGANICS LAB CONTROL SAMPLE RECOVERY

Lab Name: TestAmerica North Canton Job No.: 240-979-1

SDG No.:

Matrix: Water Level: Low Lab File ID: P6B61414.D

Lab ID: LCS 240-4419/10-A Client ID:

COMPOUND	SPIKE ADDED (ug/L)	LCS CONCENTRATION (ug/L)	LCS % REC	QC LIMITS REC	#
Diesel	2500	2370	95	36-124	

Column to be used to flag recovery and RPD values

FORM III 8015B

FORM VIII
DIESEL RANGE ORGANICS ANALYTICAL SEQUENCE

Lab Name: TestAmerica North Canton Job No.: 240-979-1

SDG No.:

Sample No.: CCVRT 240-4685/4 Date Analyzed: 06/15/2011 04:27

Instrument ID: A2HP6R GC Column: RTX-5 ID: 0.53(mm)

Lab File ID (Standard): P6B61404.D Heated Purge: (Y/N) N

Calibration ID: 1456

THE ANALYTICAL SEQUENCE OF BLANKS, SAMPLES, STANDARDS, MS/MSDs AND LCSs IS GIVEN BELOW:

				C9 RT #
CONTINUING CALIBRATION SURROGATE				4.42
UPPER LIMIT				4.52
LOWER LIMIT				4.32
LAB SAMPLE ID	CLIENT SAMPLE ID	DATE ANALYZED	LAB FILE ID	
CCVRT 240-4685/4		06/15/2011 04:27	P6B61404.D	4.42
240-979-2	MW34S-060911	06/15/2011 06:52	P6B61409.D	4.42
240-979-4	MW11S-060911	06/15/2011 07:20	P6B61410.D	4.42
240-979-5	MW3-060911	06/15/2011 07:49	P6B61411.D	4.42
240-979-8	DMW3S-060911	06/15/2011 08:18	P6B61412.D	4.42
MB 240-4419/9-A		06/15/2011 08:47	P6B61413.D	4.42
LCS 240-4419/10-A		06/15/2011 09:16	P6B61414.D	4.42
CCV 240-4685/15		06/15/2011 09:44	P6B61415.D	4.42

C9 = n-Nonane

C9 RT Limit = ± 0.1 minutes of surrogate RT

Column used to flag values outside QC limits

FORM VIII 8015B

FORM VI
DIESEL RANGE ORGANICS INITIAL CALIBRATION DATA
EXTERNAL STANDARD CURVE EVALUTION

Lab Name: TestAmerica North Canton Job No.: 240-979-1 Analy Batch No.: 2539

SDG No.:

Instrument ID: A2HP6R GC Column: RTX-5 ID: 0.53(mm) Heated Purge: (Y/N) N

Calibration Start Date: 05/25/2011 10:13 Calibration End Date: 05/25/2011 12:07 Calibration ID: 1456

Calibration Files:

LEVEL:	LAB SAMPLE ID:	LAB FILE ID:
Level 1	STD1 240-2539/4	P6B52504.D
Level 2	STD2 240-2539/5	P6B52505.D
Level 3	STD3 240-2539/6	P6B52506.D
Level 4	STD4 240-2539/7	P6B52507.D
Level 5	STD5 240-2539/8	P6B52508.D

ANALYTE	CF				CURVE TYPE	COEFFICIENT			#	MIN CF	%RSD	#	MAX %RSD	R^2 OR COD	#	MIN R^2 OR COD
	LVL 1 LVL 5	LVL 2	LVL 3	LVL 4		B	M1	M2								
Diesel	149643 128321	133937	142357	138601	Ave		138571.727				5.9		20.0			
n-Nonane	193693 181112	182355	194040	192364	Ave		188712.848				3.4		20.0			

Note: The m1 coefficient is the same as Ave CF for an Ave curve type.

FORM VII
DIESEL RANGE ORGANICS CONTINUING CALIBRATION DATA

Lab Name: TestAmerica North Canton Job No.: 240-979-1

SDG No.:

Lab Sample ID: ICV 240-2539/9 Calibration Date: 05/25/2011 12:35

Instrument ID: A2HP6R Calib Start Date: 05/25/2011 10:13

GC Column: RTX-5 ID: 0.53(mm) Calib End Date: 05/25/2011 12:07

Lab File ID: P6B52509.D Conc. Units: ng/uL

ANALYTE	CURVE TYPE	AVE CF	CF	MIN CF	CALC AMOUNT	SPIKE AMOUNT	%D	MAX %D
Diesel	Ave	138572	144189		520	500	4.1	20.0

FORM VII
DIESEL RANGE ORGANICS CONTINUING CALIBRATION DATA

Lab Name: TestAmerica North Canton Job No.: 240-979-1

SDG No.:

Lab Sample ID: CCVRT 240-4685/4 Calibration Date: 06/15/2011 04:27

Instrument ID: A2HP6R Calib Start Date: 05/25/2011 10:13

GC Column: RTX-5 ID: 0.53(mm) Calib End Date: 05/25/2011 12:07

Lab File ID: P6B61404.D Conc. Units: ng/uL

ANALYTE	CURVE TYPE	AVE CF	CF	MIN CF	CALC AMOUNT	SPIKE AMOUNT	%D	MAX %D
Diesel	Ave	138572	132603		479	500	-4.3	15.0
n-Nonane	Ave	188713	191355		50.7	50.0	1.4	15.0

FORM VII
DIESEL RANGE ORGANICS CONTINUING CALIBRATION DATA

Lab Name: TestAmerica North Canton Job No.: 240-979-1

SDG No.:

Lab Sample ID: CCV 240-4685/15 Calibration Date: 06/15/2011 09:44

Instrument ID: A2HP6R Calib Start Date: 05/25/2011 10:13

GC Column: RTX-5 ID: 0.53(mm) Calib End Date: 05/25/2011 12:07

Lab File ID: P6B61415.D Conc. Units: ng/uL

ANALYTE	CURVE TYPE	AVE CF	CF	MIN CF	CALC AMOUNT	SPIKE AMOUNT	%D	MAX %D
Diesel	Ave	138572	158375		572	500	14.3	15.0
n-Nonane	Ave	188713	217554		57.6	50.0	15.3*	15.0

na

DIESEL RANGE ORGANICS ANALYSIS RUN LOG

Lab Name: TestAmerica North Canton Job No.: 240-979-1

SDG No.:

Instrument ID: A2HP6R Start Date: 05/25/2011 10:13

Analysis Batch Number: 2539 End Date: 05/25/2011 12:35

LAB SAMPLE ID	CLIENT SAMPLE ID	DATE ANALYZED	DILUTION FACTOR	LAB FILE ID	COLUMN ID
STD1 240-2539/4 IC		05/25/2011 10:13	1	P6B52504.D	RTX-5 0.53(mm)
STD2 240-2539/5 IC		05/25/2011 10:41	1	P6B52505.D	RTX-5 0.53(mm)
STD3 240-2539/6 IC		05/25/2011 11:10	1	P6B52506.D	RTX-5 0.53(mm)
STD4 240-2539/7 IC		05/25/2011 11:38	1	P6B52507.D	RTX-5 0.53(mm)
STD5 240-2539/8 IC		05/25/2011 12:07	1	P6B52508.D	RTX-5 0.53(mm)
ICV 240-2539/9		05/25/2011 12:35	1	P6B52509.D	RTX-5 0.53(mm)

DIESEL RANGE ORGANICS ANALYSIS RUN LOG

Lab Name: TestAmerica North Canton Job No.: 240-979-1

SDG No.:

Instrument ID: A2HP6R Start Date: 06/15/2011 04:27

Analysis Batch Number: 4685 End Date: 06/15/2011 09:44

LAB SAMPLE ID	CLIENT SAMPLE ID	DATE ANALYZED	DILUTION FACTOR	LAB FILE ID	COLUMN ID
CCVRT 240-4685/4		06/15/2011 04:27	1	P6B61404.D	RTX-5 0.53(mm)
ZZZZZ		06/15/2011 04:56	1		RTX-5 0.53(mm)
ZZZZZ		06/15/2011 05:25	1		RTX-5 0.53(mm)
ZZZZZ		06/15/2011 05:54	1		RTX-5 0.53(mm)
ZZZZZ		06/15/2011 06:23	1		RTX-5 0.53(mm)
240-979-2	MW34S-060911	06/15/2011 06:52	1	P6B61409.D	RTX-5 0.53(mm)
240-979-4	MW11S-060911	06/15/2011 07:20	1	P6B61410.D	RTX-5 0.53(mm)
240-979-5	MW3-060911	06/15/2011 07:49	1	P6B61411.D	RTX-5 0.53(mm)
240-979-8	DMW3S-060911	06/15/2011 08:18	1	P6B61412.D	RTX-5 0.53(mm)
MB 240-4419/9-A		06/15/2011 08:47	1	P6B61413.D	RTX-5 0.53(mm)
LCS 240-4419/10-A		06/15/2011 09:16	1	P6B61414.D	RTX-5 0.53(mm)
CCV 240-4685/15		06/15/2011 09:44	1	P6B61415.D	RTX-5 0.53(mm)

8015B

DIESEL RANGE ORGANICS BATCH WORKSHEET

Lab Name: TestAmerica North Canton Job No.: 240-979-1

SDG No.:

Batch Number: 4419 Batch Start Date: 06/11/11 10:30 Batch Analyst: Earle, Steve

Batch Method: 3520C Batch End Date: 06/12/11 04:30

Lab Sample ID	Client Sample ID	Method Chain	Basis	InitialAmount	FinalAmount	ReceivedpH	FirstAdjustpH	EXDIESELSPKW 00006	EXTPHSURR 00003
240-979-L-2	MW34S-060911	3520C, 8015B	T	960 mL	5 mL	7	2		1 mL
240-979-O-4	MW11S-060911	3520C, 8015B	T	1050 mL	5 mL	7	2		1 mL
240-979-O-5	MW3-060911	3520C, 8015B	T	1050 mL	5 mL	7	2		1 mL
240-979-N-8	DMW3S-060911	3520C, 8015B	T	940 mL	5 mL	7	2		1 mL
MB 240-4419/9		3520C, 8015B		1000 mL	5 mL	7	2		1 mL
LCS 240-4419/10		3520C, 8015B		1000 mL	5 mL	7	2	1 mL	1 mL

Batch Notes	
Batch Comment	srf 1304 SS: SE/EM
Person's name who did the concentration	Chris Coast
Na2SO4 Lot Number	010350
Prep Solvent Lot #	034211

Basis	Basis Description
T	Total/NA

FORM II
GASOLINE RANGE ORGANICS SURROGATE RECOVERY

Lab Name: TestAmerica North Canton Job No.: 240-979-1

SDG No.:

Matrix: Water Level: Low

GC Column (1): RTX-VRX ID: 0.45 (mm)

Client Sample ID	Lab Sample ID	TFT1	#
MW34S-060911	240-979-2	94	
MW11S-060911	240-979-4	80	
MW3-060911	240-979-5	80	
DMW3S-060911	240-979-8	77	
	MB 240-5822/23	74	
	LCS 240-5822/22	92	
	240-813-D-2 MS	126	
	240-813-D-2 MSD	126	

	QC LIMITS
TFT = Trifluorotoluene (Surr)	10-150

Column to be used to flag recovery values

FORM II 8015B

FORM IV
GASOLINE RANGE ORGANICS METHOD BLANK SUMMARY

Lab Name: TestAmerica North Canton Job No.: 240-979-1

SDG No.:

Lab Sample ID: MB 240-5822/23

Matrix: Water Date Extracted: 06/23/2011 18:28

Lab File ID:(1) YF062312.D Lab File ID:(2)

Date Analyzed:(1) 06/23/2011 18:28 Date Analyzed:(2)

Instrument ID:(1) YPID Instrument ID:(2)

GC Column:(1) RTX-VRX ID: 0.45(mm) GC Column:(2) ID:

THIS METHOD BLANK APPLIES TO THE FOLLOWING SAMPLES:

CLIENT SAMPLE ID	LAB SAMPLE ID	DATE ANALYZED 1	DATE ANALYZED 2
	LCS 240-5822/22	06/23/2011 19:08	
	240-813-D-2 MS	06/23/2011 20:26	
	240-813-D-2 MSD	06/23/2011 21:05	
MW34S-060911	240-979-2	06/23/2011 23:02	
MW11S-060911	240-979-4	06/23/2011 23:42	
MW3-060911	240-979-5	06/24/2011 00:21	
DMW3S-060911	240-979-8	06/24/2011 01:02	

FORM I
GASOLINE RANGE ORGANICS ANALYSIS DATA SHEET

Lab Name: TestAmerica North Canton | Job No.: 240-979-1

SDG No.:

Client Sample ID: | Lab Sample ID: MB 240-5822/23

Matrix: Water | Lab File ID: YF062312.D

Analysis Method: 8015B | Date Collected:

Sample wt/vol: 5(mL) | Date Analyzed: 06/23/2011 18:28

Soil Aliquot Vol: | Dilution Factor: 1

Soil Extract Vol.: | GC Column: RTX-VRX ID: 0.45(mm)

% Moisture: | Level: (low/med) Low

Analysis Batch No.: 5822 | Units: ug/L

CAS NO.	COMPOUND NAME	RESULT	Q	RL	MDL
8006-61-9	Total Petroleum Hydrocarbons (C6-C10)	32.9	J	100	25

CAS NO.	SURROGATE	%REC	Q	LIMITS
98-08-8	Trifluorotoluene (Surr)	74		10-150

FORM III
GASOLINE RANGE ORGANICS LAB CONTROL SAMPLE RECOVERY

Lab Name: TestAmerica North Canton Job No.: 240-979-1

SDG No.:

Matrix: Water Level: Low Lab File ID: YF062313.D

Lab ID: LCS 240-5822/22 Client ID:

COMPOUND	SPIKE ADDED (ug/L)	LCS CONCENTRATION (ug/L)	LCS % REC	QC LIMITS REC	#
Total Petroleum Hydrocarbons (C6-C10)	800	781	98	72-140	

Column to be used to flag recovery and RPD values

FORM III 8015B

FORM III
GASOLINE RANGE ORGANICS MATRIX SPIKE RECOVERY

Lab Name: TestAmerica North Canton Job No.: 240-979-1

SDG No.:

Matrix: Water Level: Low Lab File ID: YF062315.D

Lab ID: 240-813-D-2 MS Client ID:

COMPOUND	SPIKE ADDED (ug/L)	SAMPLE CONCENTRATION (ug/L)	MS CONCENTRATION (ug/L)	MS % REC	QC LIMITS REC	#
Total Petroleum Hydrocarbons (C6-C10)	800	37 J	885	106	63-143	

Column to be used to flag recovery and RPD values

FORM III 8015B

FORM III

GASOLINE RANGE ORGANICS MATRIX SPIKE DUPLICATE RECOVERY

Lab Name: TestAmerica North Canton Job No.: 240-979-1

SDG No.:

Matrix: Water Level: Low Lab File ID: YF062316.D

Lab ID: 240-813-D-2 MSD Client ID:

COMPOUND	SPIKE ADDED (ug/L)	MSD CONCENTRATION (ug/L)	MSD % REC	% RPD	QC LIMITS RPD	QC LIMITS REC	#
Total Petroleum Hydrocarbons (C6-C10)	800	868	104	2	20	63-143	

Column to be used to flag recovery and RPD values

FORM III 8015B

FORM VIII
GASOLINE RANGE ORGANICS ANALYTICAL SEQUENCE

Lab Name: TestAmerica North Canton Job No.: 240-979-1

SDG No.:

Sample No.: CCVRT 240-5822/5 Date Analyzed: 06/23/2011 13:49

Instrument ID: YPID GC Column: RTX-VRX ID: 0.45(mm)

Lab File ID (Standard): YF062305.D Heated Purge: (Y/N) N

Calibration ID: 1594

THE ANALYTICAL SEQUENCE OF BLANKS, SAMPLES, STANDARDS, MS/MSDs AND LCSs IS GIVEN BELOW:

				TFT RT #
CONTINUING CALIBRATION SURROGATE				9.24
UPPER LIMIT				9.34
LOWER LIMIT				9.14
LAB SAMPLE ID	CLIENT SAMPLE ID	DATE ANALYZED	LAB FILE ID	
CCVRT 240-5822/5		06/23/2011 13:49	YF062305.D	9.24
CCV 240-5822/11		06/23/2011 17:49	YF062311.D	9.25
MB 240-5822/23		06/23/2011 18:28	YF062312.D	9.25
LCS 240-5822/22		06/23/2011 19:08	YF062313.D	9.25
240-813-D-2 MS		06/23/2011 20:26	YF062315.D	9.26
240-813-D-2 MSD		06/23/2011 21:05	YF062316.D	9.25
240-979-2	MW34S-060911	06/23/2011 23:02	YF062319.D	9.26
240-979-4	MW11S-060911	06/23/2011 23:42	YF062320.D	9.25
240-979-5	MW3-060911	06/24/2011 00:21	YF062321.D	9.25
240-979-8	DMW3S-060911	06/24/2011 01:02	YF062322.D	9.26
CCV 240-5822/20		06/24/2011 01:41	YF062323.D	9.25

TFT = Trifluorotoluene (Surr)

TFT RT Limit = ± 0.1 minutes of surrogate RT

Column used to flag values outside QC limits

FORM VIII 8015B

FORM VI
GASOLINE RANGE ORGANICS INITIAL CALIBRATION DATA
EXTERNAL STANDARD CURVE EVALUTION

Lab Name: TestAmerica North Canton Job No.: 240-979-1 Analy Batch No.: 5655

SDG No.:

Instrument ID: YPID GC Column: RTX-VRX ID: 0.45(mm) Heated Purge: (Y/N) N

Calibration Start Date: 06/22/2011 14:07 Calibration End Date: 06/22/2011 17:30 Calibration ID: 1594

Calibration Files:

LEVEL:	LAB SAMPLE ID:	LAB FILE ID:
Level 1	STD1 240-5655/4	YF062204.D
Level 2	STD2 240-5655/5	YF062205.D
Level 3	STD3 240-5655/6	YF062206.D
Level 4	STD4 240-5655/7	YF062207.D
Level 5	STD5 240-5655/8	YF062208.D
Level 6	STD6 240-5655/9	YF062209.D

ANALYTE	CF				CURVE TYPE	COEFFICIENT			#	MIN CF	%RSD	#	MAX %RSD	R^2 OR COD	#	MIN R^2 OR COD
	LVL 1 LVL 5	LVL 2 LVL 6	LVL 3	LVL 4		B	M1	M2								
Total Petroleum Hydrocarbons (C6-C10)	302470 208450	252295 210278	214454	228347	Ave		236048.859				15.0		20.0			
C6-C12	346250 223395	277091 226126	233001	247805	Ave		258944.938				18.0		20.0			
Trifluorotoluene (Surr)	211649 226938	171207 226738	185123	251863	Ave		212253.083				14.0		20.0			

Note: The m1 coefficient is the same as Ave CF for an Ave curve type.

FORM VII
GASOLINE RANGE ORGANICS CONTINUING CALIBRATION DATA

Lab Name: TestAmerica North Canton Job No.: 240-979-1

SDG No.:

Lab Sample ID: ICV 240-5655/10 Calibration Date: 06/22/2011 18:11

Instrument ID: YPID Calib Start Date: 06/22/2011 14:07

GC Column: RTX-VRX ID: 0.45(mm) Calib End Date: 06/22/2011 17:30

Lab File ID: YF062210.D Conc. Units: ug/L Heated Purge: (Y/N) N

ANALYTE	CURVE TYPE	AVE CF	CF	MIN CF	CALC AMOUNT	SPIKE AMOUNT	%D	MAX %D
Total Petroleum Hydrocarbons (C6-C10)	Ave	236049	221204		750	800	-6.3	20.0
C6-C12	Ave	258945	242972		751	800	-6.2	20.0
Trifluorotoluene (Surr)	Ave	212253	193830		9.13	10.0	-8.7	20.0

FORM VII
GASOLINE RANGE ORGANICS CONTINUING CALIBRATION DATA

Lab Name: TestAmerica North Canton Job No.: 240-979-1

SDG No.:

Lab Sample ID: CCVRT 240-5822/5 Calibration Date: 06/23/2011 13:49

Instrument ID: YPID Calib Start Date: 06/22/2011 14:07

GC Column: RTX-VRX ID: 0.45(mm) Calib End Date: 06/22/2011 17:30

Lab File ID: YF062305.D Conc. Units: ug/L Heated Purge: (Y/N) N

ANALYTE	CURVE TYPE	AVE CF	CF	MIN CF	CALC AMOUNT	SPIKE AMOUNT	%D	MAX %D
Total Petroleum Hydrocarbons (C6-C10)	Ave	236049	207511		703	800	-12.1	15.0
C6-C12	Ave	258945	223377		690	800	-13.7	15.0
Trifluorotoluene (Surr)	Ave	212253	181676		8.56	10.0	-14.4	15.0

FORM VII
GASOLINE RANGE ORGANICS CONTINUING CALIBRATION DATA

Lab Name: TestAmerica North Canton Job No.: 240-979-1

SDG No.:

Lab Sample ID: CCV 240-5822/11 Calibration Date: 06/23/2011 17:49

Instrument ID: YPID Calib Start Date: 06/22/2011 14:07

GC Column: RTX-VRX ID: 0.45(mm) Calib End Date: 06/22/2011 17:30

Lab File ID: YF062311.D Conc. Units: ug/L Heated Purge: (Y/N) N

ANALYTE	CURVE TYPE	AVE CF	CF	MIN CF	CALC AMOUNT	SPIKE AMOUNT	%D	MAX %D
Total Petroleum Hydrocarbons (C6-C10)	Ave	236049	206703		701	800	-12.4	15.0
C6-C12	Ave	258945	223282		690	800	-13.8	15.0
Trifluorotoluene (Surr)	Ave	212253	170632		8.04	10.0	-19.6*	15.0

FORM VII
GASOLINE RANGE ORGANICS CONTINUING CALIBRATION DATA

Lab Name: TestAmerica North Canton Job No.: 240-979-1

SDG No.:

Lab Sample ID: CCV 240-5822/20 Calibration Date: 06/24/2011 01:41

Instrument ID: YPID Calib Start Date: 06/22/2011 14:07

GC Column: RTX-VRX ID: 0.45(mm) Calib End Date: 06/22/2011 17:30

Lab File ID: YF062323.D Conc. Units: ug/L Heated Purge: (Y/N) N

ANALYTE	CURVE TYPE	AVE CF	CF	MIN CF	CALC AMOUNT	SPIKE AMOUNT	%D	MAX %D
Total Petroleum Hydrocarbons (C6-C10)	Ave	236049	231851		786	800	-1.8	15.0
C6-C12	Ave	258945	249065		770	800	-3.8	15.0
Trifluorotoluene (Surr)	Ave	212253	221533		10.4	10.0	4.4	15.0

GASOLINE RANGE ORGANICS ANALYSIS RUN LOG

Lab Name: TestAmerica North Canton Job No.: 240-979-1

SDG No.:

Instrument ID: YPID Start Date: 06/22/2011 14:07

Analysis Batch Number: 5655 End Date: 06/23/2011 03:32

LAB SAMPLE ID	CLIENT SAMPLE ID	DATE ANALYZED	DILUTION FACTOR	LAB FILE ID	COLUMN ID
STD1 240-5655/4 IC		06/22/2011 14:07	1	YF062204.D	RTX-VRX 0.45(mm)
STD2 240-5655/5 IC		06/22/2011 14:47	1	YF062205.D	RTX-VRX 0.45(mm)
STD3 240-5655/6 IC		06/22/2011 15:27	1	YF062206.D	RTX-VRX 0.45(mm)
STD4 240-5655/7 ICRT		06/22/2011 16:07	1	YF062207.D	RTX-VRX 0.45(mm)
STD5 240-5655/8 IC		06/22/2011 16:48	1	YF062208.D	RTX-VRX 0.45(mm)
STD6 240-5655/9 IC		06/22/2011 17:30	1	YF062209.D	RTX-VRX 0.45(mm)
ICV 240-5655/10		06/22/2011 18:11	1	YF062210.D	RTX-VRX 0.45(mm)
ZZZZZ		06/22/2011 18:52	1		RTX-VRX 0.45(mm)
ZZZZZ		06/22/2011 19:32	1		RTX-VRX 0.45(mm)
ZZZZZ		06/22/2011 20:54	1		RTX-VRX 0.45(mm)
ZZZZZ		06/22/2011 21:34	1		RTX-VRX 0.45(mm)
ZZZZZ		06/22/2011 22:14	1		RTX-VRX 0.45(mm)
ZZZZZ		06/22/2011 22:54	1		RTX-VRX 0.45(mm)
ZZZZZ		06/22/2011 23:34	1		RTX-VRX 0.45(mm)
ZZZZZ		06/23/2011 00:13	1		RTX-VRX 0.45(mm)
ZZZZZ		06/23/2011 00:53	1		RTX-VRX 0.45(mm)
CCV 240-5655/21		06/23/2011 01:33	1		RTX-VRX 0.45(mm)
ZZZZZ		06/23/2011 02:12	1		RTX-VRX 0.45(mm)
ZZZZZ		06/23/2011 02:52	1		RTX-VRX 0.45(mm)
CCV 240-5655/24		06/23/2011 03:32	1		RTX-VRX 0.45(mm)

GASOLINE RANGE ORGANICS ANALYSIS RUN LOG

Lab Name: TestAmerica North Canton Job No.: 240-979-1

SDG No.:

Instrument ID: YPID Start Date: 06/23/2011 12:27

Analysis Batch Number: 5822 End Date: 06/24/2011 01:41

LAB SAMPLE ID	CLIENT SAMPLE ID	DATE ANALYZED	DILUTION FACTOR	LAB FILE ID	COLUMN ID
ZZZZZ		06/23/2011 12:27	1		RTX-VRX 0.45(mm)
CCVRT 240-5822/5		06/23/2011 13:49	1	YF062305.D	RTX-VRX 0.45(mm)
ZZZZZ		06/23/2011 14:29	1		RTX-VRX 0.45(mm)
ZZZZZ		06/23/2011 15:09	1		RTX-VRX 0.45(mm)
ZZZZZ		06/23/2011 15:50	1		RTX-VRX 0.45(mm)
ZZZZZ		06/23/2011 16:29	1		RTX-VRX 0.45(mm)
ZZZZZ		06/23/2011 17:09	1		RTX-VRX 0.45(mm)
CCV 240-5822/11		06/23/2011 17:49	1	YF062311.D	RTX-VRX 0.45(mm)
MB 240-5822/23		06/23/2011 18:28	1	YF062312.D	RTX-VRX 0.45(mm)
LCS 240-5822/22		06/23/2011 19:08	1	YF062313.D	RTX-VRX 0.45(mm)
ZZZZZ		06/23/2011 19:47	1		RTX-VRX 0.45(mm)
240-813-D-2 MS		06/23/2011 20:26	1	YF062315.D	RTX-VRX 0.45(mm)
240-813-D-2 MSD		06/23/2011 21:05	1	YF062316.D	RTX-VRX 0.45(mm)
ZZZZZ		06/23/2011 21:44	1		RTX-VRX 0.45(mm)
ZZZZZ		06/23/2011 22:23	1		RTX-VRX 0.45(mm)
240-979-2	MW34S-060911	06/23/2011 23:02	1	YF062319.D	RTX-VRX 0.45(mm)
240-979-4	MW11S-060911	06/23/2011 23:42	1	YF062320.D	RTX-VRX 0.45(mm)
240-979-5	MW3-060911	06/24/2011 00:21	1	YF062321.D	RTX-VRX 0.45(mm)
240-979-8	DMW3S-060911	06/24/2011 01:02	1	YF062322.D	RTX-VRX 0.45(mm)
CCV 240-5822/20		06/24/2011 01:41	1	YF062323.D	RTX-VRX 0.45(mm)

8015B

FORM II
GC SEMI VOA SURROGATE RECOVERY

Lab Name: TestAmerica Savannah Job No.: 240-979-1

SDG No.:

Matrix: Water Level: Low

GC Column (1): DB-1701-p ID: 0.25 (um) GC Column (2): CLP II ID: 0.32 (mm)

Client Sample ID	Lab Sample ID	23DPA1	#	23DPA2	#
DMW3S-060911	240-979-8	94		95	
	MB 680-206072/2-A	92		91	
	LCS 680-206072/3-A	108		109	
	680-69299-I-1-A MS	120		100	
	680-69299-I-1-B MSD	116		103	

	QC LIMITS
23DPA = 2,3-Dibromopropionic acid	70-130

Column to be used to flag recovery values

FORM II 552.2

FORM IV
GC SEMI VOA METHOD BLANK SUMMARY

Lab Name: TestAmerica Savannah Job No.: 240-979-1

SDG No.:

Lab Sample ID: MB 680-206072/2-A

Matrix: Water Date Extracted: 06/16/2011 09:36

Lab File ID:(1) yf16017.d Lab File ID:(2) yf16017.d

Date Analyzed:(1) 06/16/2011 18:44 Date Analyzed:(2) 06/16/2011 18:44

Instrument ID:(1) SGY Instrument ID:(2) SGY

GC Column:(1) DB-1701-p ID: 0.25(um) GC Column:(2) CLP II ID: 0.32(mm)

THIS METHOD BLANK APPLIES TO THE FOLLOWING SAMPLES:

CLIENT SAMPLE ID	LAB SAMPLE ID	DATE ANALYZED 1	DATE ANALYZED 2
	LCS 680-206072/3-A	06/16/2011 18:53	06/16/2011 18:53
	680-69299-I-1-A MS	06/16/2011 19:02	06/16/2011 19:02
	680-69299-I-1-B MSD	06/16/2011 19:11	06/16/2011 19:11
DMW3S-060911	240-979-8	06/16/2011 20:04	06/16/2011 20:04

FORM I
GC SEMI VOA ORGANICS ANALYSIS DATA SHEET

Lab Name: TestAmerica Savannah | Job No.: 240-979-1

SDG No.:

Client Sample ID: | Lab Sample ID: MB 680-206072/2-A

Matrix: Water | Lab File ID: yf16017.d

Analysis Method: 552.2 | Date Collected:

Extraction Method: 552.2 | Date Extracted: 06/16/2011 09:36

Sample wt/vol: 40(mL) | Date Analyzed: 06/16/2011 18:44

Con. Extract Vol.: 4(mL) | Dilution Factor: 1

Injection Volume: 1(uL) | GC Column: DB-1701-p ID: 0.25(um)

% Moisture: | GPC Cleanup:(Y/N) N

Analysis Batch No.: 206226 | Units: ug/L

CAS NO.	COMPOUND NAME	RESULT	Q	RL	MDL
79-11-8	Monochloroacetic acid	2.0	U	2.0	0.40
79-08-3	Monobromoacetic acid	1.0	U	1.0	0.75
79-43-6	Dichloroacetic acid	1.0	U	1.0	0.98
76-03-9	Trichloroacetic acid	1.0	U	1.0	0.38
631-64-1	Dibromoacetic acid	1.0	U	1.0	0.38

CAS NO.	SURROGATE	%REC	Q	LIMITS
600-05-5	2,3-Dibromopropionic acid	92		70-130

FORM III
GC SEMI VOA LAB CONTROL SAMPLE RECOVERY

Lab Name: TestAmerica Savannah Job No.: 240-979-1

SDG No.:

Matrix: Water Level: Low Lab File ID: yf16018.d

Lab ID: LCS 680-206072/3-A Client ID:

COMPOUND	SPIKE ADDED (ug/L)	LCS CONCENTRATION (ug/L)	LCS % REC	QC LIMITS REC	#
Monochloroacetic acid	18.8	18.9	101	70-130	
Monobromoacetic acid	12.5	11.0	88	70-130	
Dichloroacetic acid	18.8	14.9	79	70-130	
Trichloroacetic acid	6.25	4.91	79	70-130	
Dibromoacetic acid	6.25	5.46	87	70-130	

Column to be used to flag recovery and RPD values

FORM III 552.2

FORM III
GC SEMI VOA MATRIX SPIKE RECOVERY

Lab Name: TestAmerica Savannah Job No.: 240-979-1

SDG No.:

Matrix: Water Level: Low Lab File ID: yf16019.d

Lab ID: 680-69299-I-1-A MS Client ID:

COMPOUND	SPIKE ADDED (ug/L)	SAMPLE CONCENTRATION (ug/L)	MS CONCENTRATION (ug/L)	MS % REC	QC LIMITS REC	#
Monochloroacetic acid	18.8	2.0 U	25.0	133	70-130	F
Monobromoacetic acid	12.5	1.0 U	15.0	120	70-130	
Dichloroacetic acid	18.8	1.0 U	20.9	112	70-130	
Trichloroacetic acid	6.25	1.0 U	7.06	113	70-130	
Dibromoacetic acid	6.25	1.0 U	6.75	108	70-130	

Column to be used to flag recovery and RPD values

FORM III 552.2

FORM III
GC SEMI VOA MATRIX SPIKE DUPLICATE RECOVERY

Lab Name: TestAmerica Savannah Job No.: 240-979-1

SDG No.:

Matrix: Water Level: Low Lab File ID: yf16020.d

Lab ID: 680-69299-I-1-B MSD Client ID:

COMPOUND	SPIKE ADDED (ug/L)	MSD CONCENTRATION (ug/L)	MSD % REC	% RPD	QC LIMITS RPD	QC LIMITS REC	#
Monochloroacetic acid	18.8	28.6	153	14	30	70-130	F
Monobromoacetic acid	12.5	16.5	132	10	30	70-130	F
Dichloroacetic acid	18.8	22.0	117	5	30	70-130	
Trichloroacetic acid	6.25	7.59	121	7	30	70-130	
Dibromoacetic acid	6.25	7.17	115	6	30	70-130	

Column to be used to flag recovery and RPD values

FORM III 552.2

GC SEMI VOA ANALYSIS RUN LOG

Lab Name: TestAmerica Savannah Job No.: 240-979-1

SDG No.:

Instrument ID: SGY Start Date: 06/08/2011 15:57

Analysis Batch Number: 205886 End Date: 06/08/2011 17:08

LAB SAMPLE ID	CLIENT SAMPLE ID	DATE ANALYZED	DILUTION FACTOR	LAB FILE ID	COLUMN ID
ZZZZZ		06/08/2011 15:57	1		DB-1701-p 0.25(um)
ZZZZZ		06/08/2011 15:57	1		CLP II 0.32(mm)
IC 680-205886/2		06/08/2011 16:05	1	yf08002.d	DB-1701-p 0.25(um)
IC 680-205886/2		06/08/2011 16:05	1	yf08002.d	CLP II 0.32(mm)
IC 680-205886/3		06/08/2011 16:14	1	yf08003.d	DB-1701-p 0.25(um)
IC 680-205886/3		06/08/2011 16:14	1	yf08003.d	CLP II 0.32(mm)
IC 680-205886/4		06/08/2011 16:23	1	yf08004.d	DB-1701-p 0.25(um)
IC 680-205886/4		06/08/2011 16:23	1	yf08004.d	CLP II 0.32(mm)
IC 680-205886/5		06/08/2011 16:32	1	yf08005.d	DB-1701-p 0.25(um)
IC 680-205886/5		06/08/2011 16:32	1	yf08005.d	CLP II 0.32(mm)
IC 680-205886/6		06/08/2011 16:41	1	yf08006.d	DB-1701-p 0.25(um)
IC 680-205886/6		06/08/2011 16:41	1	yf08006.d	CLP II 0.32(mm)
IC 680-205886/7		06/08/2011 16:50	1	yf08007.d	DB-1701-p 0.25(um)
IC 680-205886/7		06/08/2011 16:50	1	yf08007.d	CLP II 0.32(mm)
IC 680-205886/8		06/08/2011 16:59	1	yf08008.d	DB-1701-p 0.25(um)
IC 680-205886/8		06/08/2011 16:59	1	yf08008.d	CLP II 0.32(mm)
IC 680-205886/9		06/08/2011 17:08	1	yf08009.d	DB-1701-p 0.25(um)
IC 680-205886/9		06/08/2011 17:08	1	yf08009.d	CLP II 0.32(mm)

GC SEMI VOA ANALYSIS RUN LOG

Lab Name: TestAmerica Savannah Job No.: 240-979-1

SDG No.:

Instrument ID: SGY Start Date: 06/16/2011 20:48

Analysis Batch Number: 206223 End Date: 06/16/2011 23:01

LAB SAMPLE ID	CLIENT SAMPLE ID	DATE ANALYZED	DILUTION FACTOR	LAB FILE ID	COLUMN ID
CCV 680-206223/1		06/16/2011 20:48	1	yf16031.d	DB-1701-p 0.25(um)
CCV 680-206223/1		06/16/2011 20:48	1	yf16031.d	CLP II 0.32(mm)
ZZZZZ		06/16/2011 20:57	1		DB-1701-p 0.25(um)
ZZZZZ		06/16/2011 20:57	1		CLP II 0.32(mm)
ZZZZZ		06/16/2011 21:06	1		DB-1701-p 0.25(um)
ZZZZZ		06/16/2011 21:06	1		CLP II 0.32(mm)
ZZZZZ		06/16/2011 21:15	1		DB-1701-p 0.25(um)
ZZZZZ		06/16/2011 21:15	1		CLP II 0.32(mm)
ZZZZZ		06/16/2011 21:24	1		DB-1701-p 0.25(um)
ZZZZZ		06/16/2011 21:24	1		CLP II 0.32(mm)
ZZZZZ		06/16/2011 21:33	1		DB-1701-p 0.25(um)
ZZZZZ		06/16/2011 21:33	1		CLP II 0.32(mm)
ZZZZZ		06/16/2011 21:42	1		DB-1701-p 0.25(um)
ZZZZZ		06/16/2011 21:42	1		CLP II 0.32(mm)
ZZZZZ		06/16/2011 21:50	1		DB-1701-p 0.25(um)
ZZZZZ		06/16/2011 21:50	1		CLP II 0.32(mm)
ZZZZZ		06/16/2011 21:59	1		DB-1701-p 0.25(um)
ZZZZZ		06/16/2011 21:59	1		CLP II 0.32(mm)
ZZZZZ		06/16/2011 22:08	1		DB-1701-p 0.25(um)
ZZZZZ		06/16/2011 22:08	1		CLP II 0.32(mm)
ZZZZZ		06/16/2011 22:17	1		DB-1701-p 0.25(um)
ZZZZZ		06/16/2011 22:17	1		CLP II 0.32(mm)
ZZZZZ		06/16/2011 22:26	1		DB-1701-p 0.25(um)
ZZZZZ		06/16/2011 22:26	1		CLP II 0.32(mm)
ZZZZZ		06/16/2011 22:35	1		DB-1701-p 0.25(um)
ZZZZZ		06/16/2011 22:35	1		CLP II 0.32(mm)
ZZZZZ		06/16/2011 22:43	1		DB-1701-p 0.25(um)
ZZZZZ		06/16/2011 22:43	1		CLP II 0.32(mm)
ZZZZZ		06/16/2011 22:52	1		DB-1701-p 0.25(um)
ZZZZZ		06/16/2011 22:52	1		CLP II 0.32(mm)
ZZZZZ		06/16/2011 23:01	1		DB-1701-p 0.25(um)
ZZZZZ		06/16/2011 23:01	1		CLP II 0.32(mm)

GC SEMI VOA ANALYSIS RUN LOG

Lab Name: TestAmerica Savannah Job No.: 240-979-1

SDG No.:

Instrument ID: SGY Start Date: 06/16/2011 17:15

Analysis Batch Number: 206226 End Date: 06/16/2011 20:40

LAB SAMPLE ID	CLIENT SAMPLE ID	DATE ANALYZED	DILUTION FACTOR	LAB FILE ID	COLUMN ID
IC 680-206226/1		06/16/2011 17:15	1	yf16007.d	DB-1701-p 0.25(um)
IC 680-206226/1		06/16/2011 17:15	1	yf16007.d	CLP II 0.32(mm)
IC 680-206226/2		06/16/2011 17:24	1	yf16008.d	DB-1701-p 0.25(um)
IC 680-206226/2		06/16/2011 17:24	1	yf16008.d	CLP II 0.32(mm)
IC 680-206226/3		06/16/2011 17:33	1	yf16009.d	DB-1701-p 0.25(um)
IC 680-206226/3		06/16/2011 17:33	1	yf16009.d	CLP II 0.32(mm)
IC 680-206226/4		06/16/2011 17:42	1	yf16010.d	DB-1701-p 0.25(um)
IC 680-206226/4		06/16/2011 17:42	1	yf16010.d	CLP II 0.32(mm)
IC 680-206226/5		06/16/2011 17:51	1	yf16011.d	DB-1701-p 0.25(um)
IC 680-206226/5		06/16/2011 17:51	1	yf16011.d	CLP II 0.32(mm)
IC 680-206226/6		06/16/2011 18:00	1	yf16012.d	DB-1701-p 0.25(um)
IC 680-206226/6		06/16/2011 18:00	1	yf16012.d	CLP II 0.32(mm)
IC 680-206226/7		06/16/2011 18:09	1	yf16013.d	DB-1701-p 0.25(um)
IC 680-206226/7		06/16/2011 18:09	1	yf16013.d	CLP II 0.32(mm)
IC 680-206226/8		06/16/2011 18:17	1	yf16014.d	DB-1701-p 0.25(um)
IC 680-206226/8		06/16/2011 18:17	1	yf16014.d	CLP II 0.32(mm)
ZZZZZ		06/16/2011 18:35	1		DB-1701-p 0.25(um)
ZZZZZ		06/16/2011 18:35	1		CLP II 0.32(mm)
MB 680-206072/2-A		06/16/2011 18:44	1	yf16017.d	DB-1701-p 0.25(um)
MB 680-206072/2-A		06/16/2011 18:44	1	yf16017.d	CLP II 0.32(mm)
LCS 680-206072/3-A		06/16/2011 18:53	1	yf16018.d	DB-1701-p 0.25(um)
LCS 680-206072/3-A		06/16/2011 18:53	1	yf16018.d	CLP II 0.32(mm)
680-69299-I-1-A MS		06/16/2011 19:02	1	yf16019.d	DB-1701-p 0.25(um)
680-69299-I-1-A MS		06/16/2011 19:02	1	yf16019.d	CLP II 0.32(mm)
680-69299-I-1-B MSD		06/16/2011 19:11	1	yf16020.d	DB-1701-p 0.25(um)
680-69299-I-1-B MSD		06/16/2011 19:11	1	yf16020.d	CLP II 0.32(mm)
ZZZZZ		06/16/2011 19:20	1		DB-1701-p 0.25(um)
ZZZZZ		06/16/2011 19:20	1		CLP II 0.32(mm)
ZZZZZ		06/16/2011 19:29	1		DB-1701-p 0.25(um)
ZZZZZ		06/16/2011 19:29	1		CLP II 0.32(mm)
ZZZZZ		06/16/2011 19:37	1		DB-1701-p 0.25(um)
ZZZZZ		06/16/2011 19:37	1		CLP II 0.32(mm)
ZZZZZ		06/16/2011 19:46	1		DB-1701-p 0.25(um)
ZZZZZ		06/16/2011 19:46	1		CLP II 0.32(mm)
ZZZZZ		06/16/2011 19:55	1		DB-1701-p 0.25(um)
ZZZZZ		06/16/2011 19:55	1		CLP II 0.32(mm)
240-979-8	DMW3S-060911	06/16/2011 20:04	1	yf16026.d	DB-1701-p 0.25(um)
240-979-8	DMW3S-060911	06/16/2011 20:04	1	yf16026.d	CLP II 0.32(mm)
ZZZZZ		06/16/2011 20:13	1		DB-1701-p 0.25(um)
ZZZZZ		06/16/2011 20:13	1		CLP II 0.32(mm)
ZZZZZ		06/16/2011 20:22	1		DB-1701-p 0.25(um)
ZZZZZ		06/16/2011 20:22	1		CLP II 0.32(mm)
ZZZZZ		06/16/2011 20:31	1		DB-1701-p 0.25(um)
ZZZZZ		06/16/2011 20:31	1		CLP II 0.32(mm)
ZZZZZ		06/16/2011 20:40	1		DB-1701-p 0.25(um)

GC SEMI VOA ANALYSIS RUN LOG

Lab Name: TestAmerica Savannah Job No.: 240-979-1

SDG No.:

Instrument ID: SGY Start Date: 06/16/2011 17:15

Analysis Batch Number: 206226 End Date: 06/16/2011 20:40

LAB SAMPLE ID	CLIENT SAMPLE ID	DATE ANALYZED	DILUTION FACTOR	LAB FILE ID	COLUMN ID
ZZZZZ		06/16/2011 20:40	1		CLP II 0.32(mm)

GC SEMI VOA BATCH WORKSHEET

Lab Name: TestAmerica Savannah Job No.: 240-979-1

SDG No.:

Batch Number: 206072 Batch Start Date: 06/16/11 09:36 Batch Analyst: Eason, William T

Batch Method: 552.2 Batch End Date:

Lab Sample ID	Client Sample ID	Method Chain	Basis	Initial pH	AdjustedpH	InitialAmount	FinalAmount	552 Sur DL 00099	552LCSMIX 00056
MB 680-206072/2		552.2, 552.2		6	<0.5	40 mL	4 mL	25 uL	
LCS 680-206072/3		552.2, 552.2		6	<0.5	40 mL	4 mL	25 uL	25 uL
680-69299-I-1 MS		552.2, 552.2	T	6	<0.5	40 mL	4 mL	25 uL	25 uL
680-69299-I-1 MSD		552.2, 552.2	T	6	<0.5	40 mL	4 mL	25 uL	25 uL
240-979-F-8	DMW3S-060911	552.2, 552.2	T	6	<0.5	40 mL	4 mL	25 uL	

Batch Notes	
10% H2SO4 in MeOH ID	h2so4m-00003
Acid used for pH adjust Lot #	ex_h2so4c-00018
Batch Comment	552
Copper II Sulfate Pentahydrate ID	c2sp-00039
Final Temperature	50 Degrees C
Inital Temperature	50 Degrees C
Methylation End Time	12:48 pm
Methylation Start Time	10:48 am
MTBE Lot #	mtbesol-00043
Na2SO4 Lot Number	na2so4-00039
Sodium Bicarbonate ID	nahco3-00018
ID number of the thermometer	SGWB1

Basis	Basis Description
T	Total/NA

FORM VI
GC SEMI VOA INITIAL CALIBRATION DATA
INTERNAL STANDARD CURVE EVALUTION

Lab Name: TestAmerica Savannah Job No.: 240-979-1 Analy Batch No.: 205886

SDG No.:

Instrument ID: SGY GC Column: DB-1701-p ID: 0.25(um) Heated Purge: (Y/N) N

Calibration Start Date: 06/08/2011 16:05 Calibration End Date: 06/08/2011 17:08 Calibration ID: 7367

Calibration Files:

LEVEL:	LAB SAMPLE ID:	LAB FILE ID:
Level 1	IC 680-205886/2	yf08002.d
Level 2	IC 680-205886/3	yf08003.d
Level 3	IC 680-205886/4	yf08004.d
Level 4	IC 680-205886/5	yf08005.d
Level 5	IC 680-205886/6	yf08006.d
Level 6	IC 680-205886/7	yf08007.d
Level 7	IC 680-205886/8	yf08008.d
Level 8	IC 680-205886/9	yf08009.d

ANALYTE	RRF					CURVE TYPE	COEFFICIENT			#	MIN RRF	%RSD	#	MAX %RSD	R^2 OR COD	#	MIN R^2 OR COD
	LVL 1	LVL 2	LVL 3	LVL 4	LVL 5		B	M1	M2								
	LVL 6	LVL 7	LVL 8														
Monochloroacetic acid	0.7326	0.5624	0.5235	0.4514	0.4181	LinF		0.4292							0.9990		0.9900
	0.4373	0.4110	0.4323														
Monobromoacetic acid	9.1418	6.5514	5.5054	5.1590	4.9660	LinF		5.2132							0.9992		0.9900
	5.2770	5.0137	5.2657														
Dichloroacetic acid	13.391	8.5263	6.5841	7.4716	6.3583	LinF		6.7348							0.9992		0.9900
	6.9311	6.7889	6.7014														
Trichloroacetic acid	17.839	11.906	10.470	13.065	11.407	LinF		10.740							0.9976		0.9900
	11.205	10.210	10.710														
Dibromoacetic acid	25.190	14.970	13.952	16.962	13.923	LinF		14.884							0.9990		0.9900
	15.342	14.709	14.882														
2,3-Dibromopropionic acid	5.3955	5.2423	5.2695	5.4518	5.3613	Ave		5.1256				6.8		20.0			
	4.9765	4.4128	4.8949														

Note: The m1 coefficient is the same as Ave RRF for an Ave curve type.

FORM VI
GC SEMI VOA INITIAL CALIBRATION DATA
INTERNAL STANDARD CURVE EVALUTION

Lab Name: TestAmerica Savannah Job No.: 240-979-1 Analy Batch No.: 205886

SDG No.:

Instrument ID: SGY GC Column: CLP II ID: 0.32(mm) Heated Purge: (Y/N) N

Calibration Start Date: 06/08/2011 16:05 Calibration End Date: 06/08/2011 17:08 Calibration ID: 7368

Calibration Files:

LEVEL:	LAB SAMPLE ID:	LAB FILE ID:
Level 1	IC 680-205886/2	yf08002.d
Level 2	IC 680-205886/3	yf08003.d
Level 3	IC 680-205886/4	yf08004.d
Level 4	IC 680-205886/5	yf08005.d
Level 5	IC 680-205886/6	yf08006.d
Level 6	IC 680-205886/7	yf08007.d
Level 7	IC 680-205886/8	yf08008.d
Level 8	IC 680-205886/9	yf08009.d

ANALYTE	RRF					CURVE TYPE	COEFFICIENT			#	MIN RRF	%RSD	#	MAX %RSD	R^2 OR COD	#	MIN R^2 OR COD
	LVL 1	LVL 2	LVL 3	LVL 4	LVL 5		B	M1	M2								
	LVL 6	LVL 7	LVL 8														
Monochloroacetic acid	0.7530	0.5893	0.4545	0.4286	0.3745	LinF		0.3997							0.9977		0.9900
	0.4103	0.3734	0.4050														
Monobromoacetic acid	6.3342	4.8935	4.5184	4.3632	4.2218	Ave		4.7831				13.9		20.0			
	4.5062	4.5742	4.8532														
Dichloroacetic acid	10.002	6.8469	5.6411	6.9877	5.9506	Ave		6.8820				19.4		20.0			
	6.4017	6.6117	6.6144														
Trichloroacetic acid	12.776	9.1798	7.8426	10.362	9.2084	Ave		9.5710				15.4		20.0			
	9.1752	8.7145	9.3092														
Dibromoacetic acid	11.842	18.084	9.1981	12.432	10.022	LinF		11.298							0.9984		0.9900
	10.972	11.372	11.376														
2,3-Dibromopropionic acid	3.9880	3.5188	3.5272	3.6791	3.0292	Ave		3.5026				8.1		20.0			
	3.5201	3.2378	3.5203														

Note: The m1 coefficient is the same as Ave RRF for an Ave curve type.

FORM VI
GC SEMI VOA INITIAL CALIBRATION DATA
INTERNAL STANDARD CURVE EVALUTION

Lab Name: TestAmerica Savannah Job No.: 240-979-1 Analy Batch No.: 206226

SDG No.:

Instrument ID: SGY GC Column: DB-1701-p ID: 0.25(um) Heated Purge: (Y/N) N

Calibration Start Date: 06/16/2011 17:15 Calibration End Date: 06/16/2011 18:17 Calibration ID: 7416

Calibration Files:

LEVEL:	LAB SAMPLE ID:	LAB FILE ID:
Level 1	IC 680-206226/1	yf16007.d
Level 2	IC 680-206226/2	yf16008.d
Level 3	IC 680-206226/3	yf16009.d
Level 4	IC 680-206226/4	yf16010.d
Level 5	IC 680-206226/5	yf16011.d
Level 6	IC 680-206226/6	yf16012.d
Level 7	IC 680-206226/7	yf16013.d
Level 8	IC 680-206226/8	yf16014.d

ANALYTE	RRF					CURVE TYPE	COEFFICIENT			#	MIN RRF	%RSD	#	MAX %RSD	R^2 OR COD	#	MIN R^2 OR COD
	LVL 1 LVL 6	LVL 2 LVL 7	LVL 3 LVL 8	LVL 4	LVL 5		B	M1	M2								
Monochloroacetic acid	0.7226 0.5650	0.7704 0.5851	0.6828 0.5545	0.6516	0.6156	Ave		0.6435				12.1		20.0			
Monobromoacetic acid	8.2251 6.3938	7.7326 6.6589	6.9294 6.3643	7.0220	6.9182	Ave		7.0305				9.2		20.0			
Dichloroacetic acid	12.982 7.8847	10.366 8.1408	8.3184 7.7779	8.9312	8.4360	Ave		9.1046				19.4		20.0			
Trichloroacetic acid	17.353 12.710	14.998 12.174	13.304 12.372	15.570	15.048	Ave		14.191				13.0		20.0			
Dibromoacetic acid	23.443 16.256	20.636 16.580	18.040 16.090	18.647	16.967	Ave		18.332				14.0		20.0			
2,3-Dibromopropionic acid	5.6865 5.6545	6.9708 5.2631	6.3095 5.4977	6.4833	5.6245	Ave		5.9362				9.9		20.0			

Note: The m1 coefficient is the same as Ave RRF for an Ave curve type.

FORM VI
GC SEMI VOA INITIAL CALIBRATION DATA
INTERNAL STANDARD CURVE EVALUTION

Lab Name: TestAmerica Savannah Job No.: 240-979-1 Analy Batch No.: 206226

SDG No.:

Instrument ID: SGY GC Column: CLP II ID: 0.32(mm) Heated Purge: (Y/N) N

Calibration Start Date: 06/16/2011 17:15 Calibration End Date: 06/16/2011 18:17 Calibration ID: 7417

Calibration Files:

LEVEL:	LAB SAMPLE ID:	LAB FILE ID:
Level 1	IC 680-206226/1	yf16007.d
Level 2	IC 680-206226/2	yf16008.d
Level 3	IC 680-206226/3	yf16009.d
Level 4	IC 680-206226/4	yf16010.d
Level 5	IC 680-206226/5	yf16011.d
Level 6	IC 680-206226/6	yf16012.d
Level 7	IC 680-206226/7	yf16013.d
Level 8	IC 680-206226/8	yf16014.d

ANALYTE	RRF					CURVE TYPE	COEFFICIENT			#	MIN RRF	%RSD	#	MAX %RSD	R^2 OR COD	#	MIN R^2 OR COD
	LVL 1	LVL 2	LVL 3	LVL 4	LVL 5		B	M1	M2								
	LVL 6	LVL 7	LVL 8														
Monochloroacetic acid	0.8423	0.7683	0.6482	0.6185	0.5440	LinF		0.5168							0.9983		0.9900
	0.5132	0.5288	0.5100														
Monobromoacetic acid	7.2559	6.7088	5.8777	6.1108	5.7608	Ave		6.1630				9.0		20.0			
	5.6248	6.1788	5.7862														
Dichloroacetic acid	11.767	9.4759	7.7273	8.5415	7.9933	Ave		8.5560				17.0		20.0			
	7.5409	7.9079	7.4949														
Trichloroacetic acid	13.889	11.732	10.254	12.659	11.775	Ave		11.484				11.2		20.0			
	10.579	10.500	10.489														
Dibromoacetic acid	11.569	12.527	11.280	12.898	11.455	Ave		11.872				5.0		20.0			
	11.392	12.155	11.699														
2,3-Dibromopropionic acid	3.9702	4.5296	4.0279	4.3429	3.5409	Ave		3.9215				9.6		20.0			
	3.8701	3.5625	3.5281														

Note: The m1 coefficient is the same as Ave RRF for an Ave curve type.

FORM VII
GC SEMI VOA CONTINUING CALIBRATION DATA

Lab Name: TestAmerica Savannah Job No.: 240-979-1

SDG No.:

Lab Sample ID: CCV 680-206223/1 Calibration Date: 06/16/2011 20:48

Instrument ID: SGY Calib Start Date: 06/08/2011 16:05

GC Column: DB-1701-p ID: 0.25(um) Calib End Date: 06/08/2011 17:08

Lab File ID: yf16031.d Conc. Units: ug/mL

ANALYTE	CURVE TYPE	AVE RRF	RRF	MIN RRF	CALC AMOUNT	SPIKE AMOUNT	%D	MAX %D
Monochloroacetic acid	LinF	0.4961	0.5811		0.677	0.750	-9.7	30.0
Monobromoacetic acid	LinF	5.860	6.743		1.00	0.500	-4.1	30.0
Dichloroacetic acid	LinF	7.844	8.131		1.00	0.750	-10.7	30.0
Trichloroacetic acid	LinF	12.10	12.32		1.00	0.250	-13.2	30.0
Dibromoacetic acid	LinF	16.24	17.15		1.00	0.250	-6.5	30.0
2,3-Dibromopropionic acid	Ave	5.126	4.335		0.0730	0.100	-15.4	30.0

no sample
ss ok.

FORM VII 552.2

FORM VII
GC SEMI VOA CONTINUING CALIBRATION DATA

Lab Name: TestAmerica Savannah Job No.: 240-979-1

SDG No.:

Lab Sample ID: CCV 680-206223/1 Calibration Date: 06/16/2011 20:48

Instrument ID: SGY Calib Start Date: 06/08/2011 16:05

GC Column: CLP II ID: 0.32(mm) Calib End Date: 06/08/2011 17:08

Lab File ID: yf16031.d Conc. Units: ug/mL

ANALYTE	CURVE TYPE	AVE RRF	RRF	MIN RRF	CALC AMOUNT	SPIKE AMOUNT	%D	MAX %D
Monochloroacetic acid	LinF	0.4736	0.5359		0.778	0.750	3.7	30.0
Monobromoacetic acid	Ave	4.783	5.771		1.00	0.500	20.7	30.0
Dichloroacetic acid	Ave	6.882	7.776		1.00	0.750	13.0	30.0
Trichloroacetic acid	Ave	9.571	10.23		1.00	0.250	6.9	30.0
Dibromoacetic acid	LinF	11.91	11.79		1.00	0.250	-0.7	30.0
2,3-Dibromopropionic acid	Ave	3.503	3.132		0.0799	0.100	-10.6	30.0

ND Sample assoc.

FORM X
IDENTIFICATION SUMMARY

Lab Name: TestAmerica Savannah | Job No.: 240-979-1

SDG No.:

Client Sample ID: | Lab Sample ID: LCS 680-206072/3-A

Instrument ID (1): SGY | Instrument ID (2): SGY

Date Analyzed (1): 06/16/2011 18:53 | Date Analyzed (2): 06/16/2011 18:53

GC Column (1): DB-1701-p ID: 0.25(um) | GC Column (2): CLP II ID: 0.32(mm)

ANALYTE	COL	PEAK	RT	RT WINDOW FROM	RT WINDOW TO	CONCENTRATION PEAK	CONCENTRATION MEAN	RPD
Monochloroacetic acid	1		3.16	3.13	3.18	16.4		13.9
	2		2.86	2.84	2.88	18.9		
Monobromoacetic acid	1		3.61	3.59	3.64	11.0		9.1
	2		3.37	3.34	3.39	10.0		
Dichloroacetic acid	1		3.69	3.66	3.71	14.9		3.1
	2		3.40	3.37	3.42	14.4		
Trichloroacetic acid	1		4.01	3.98	4.04	4.91		4.9
	2		3.84	3.81	3.87	4.68		
Dibromoacetic acid	1		4.68	4.65	4.72	5.46		2.3
	2		4.44	4.41	4.48	5.34		

FORM X
IDENTIFICATION SUMMARY

Lab Name: TestAmerica Savannah Job No.: 240-979-1

SDG No.:

Client Sample ID: Lab Sample ID: 680-69299-I-1-A MS not SDG Sample

Instrument ID (1): SGY Instrument ID (2): SGY

Date Analyzed (1): 06/16/2011 19:02 Date Analyzed (2): 06/16/2011 19:02

GC Column (1): DB-1701-p ID: 0.25(um) GC Column (2): CLP II ID: 0.32(mm)

ANALYTE	COL	PEAK	RT	RT WINDOW FROM	RT WINDOW TO	CONCENTRATION PEAK	CONCENTRATION MEAN	RPD
Monochloroacetic acid	1		3.16	3.13	3.18	25.0		29.4
	2		2.86	2.84	2.88	18.6		
Monobromoacetic acid	1		3.61	3.59	3.64	15.0		38.8
	2		3.37	3.34	3.39	10.1		
Dichloroacetic acid	1		3.69	3.66	3.71	20.9		32.3
	2		3.40	3.37	3.42	15.1		
Trichloroacetic acid	1		4.01	3.98	4.04	7.06		30.1
	2		3.84	3.81	3.87	5.21		
Dibromoacetic acid	1		4.68	4.65	4.72	6.75		19.9
	2		4.44	4.41	4.48	5.52		

FORM X
IDENTIFICATION SUMMARY

Lab Name: TestAmerica Savannah Job No.: 240-979-1

SDG No.:

Client Sample ID: Lab Sample ID: 680-69299-I-1-B MSD not SDG sample

Instrument ID (1): SGY Instrument ID (2): SGY

Date Analyzed (1): 06/16/2011 19:11 Date Analyzed (2): 06/16/2011 19:11

GC Column (1): DB-1701-p ID: 0.25(um) GC Column (2): CLP II ID: 0.32(mm)

ANALYTE	COL	PEAK	RT	RT WINDOW FROM	RT WINDOW TO	CONCENTRATION PEAK	CONCENTRATION MEAN	RPD
Monochloroacetic acid	1		3.16	3.13	3.18	28.6		28.6
	2		2.86	2.84	2.88	21.4		
Monobromoacetic acid	1		3.61	3.59	3.64	16.5		36.6
	2		3.37	3.34	3.39	11.4		
Dichloroacetic acid	1		3.69	3.66	3.71	22.0		31.4
	2		3.40	3.37	3.42	16.0		
Trichloroacetic acid	1		4.01	3.98	4.04	7.59		29.1
	2		3.84	3.81	3.87	5.66		
Dibromoacetic acid	1		4.68	4.65	4.72	7.17		19.4
	2		4.44	4.41	4.48	5.90		

MARTIN STATE AIRPORT - GROUNDWATER
SDG 240-979-1

SAMPLE IDENTIFICATION	MW11S-060911
COMPOUND	CIS-1,2-DICHLOROETHENE
COMPOUND AREA	1007761
INTERNAL STANDARD AMOUNT (ng)	50
VOLUME WATER PURGED (ml)	5
DILUTION FACTOR	833.33
INTERNAL STANDARD AREA	1396332
AVERAGE RRF	0.2596
ml to µl	1000
ng to µg	1000

= 23167.61 µg/L

1007761 x 50 ng x 833.33 x 1000ml x 1µg /1396332 x 0.2596 x 5ml x 1L x 1000ng

TestAmerica Laboratories
Target Compound Quantitation Report

Data File:	\\NCChrom\ChromData\A3UX10\20110622-1297.b\UXX2560.D		
Lims ID:	240-979-A-4	Client ID:	MW11S-060911
Inject. Date:	23-Jun-2011 02:19:30	Dil. Factor:	833.3333
Sample Type:	Client		
Sample ID:	240-0001297-006		
Misc. Info.:	P10622B,8260LLUX10,,1904 =P10622B,8260LLUX10,,1904		
Operator:		Instrument ID:	A3UX10
Vol. Injected:	1.0000	ALS Bottle#:	36
Lims Batch ID:	5731	Lims Sample ID:	6
Detector:	MS SCAN		
Method:	\\NCChrom\ChromData\A3UX10\20110622-1297.b\8260_10.m		
Last Update:	23-Jun-2011 08:23:57	Calib Date:	14-Jun-2011 15:43:30
Quant Method:	Internal Standard	Quant By:	Initial Calibration
Last ICal File:	\\NCChrom\ChromData\A3UX10\20110614-1087.b\UXX2327.D		
Limit Group:	MSV 8260B ICAL		
Integrator:	RTE	ID Type:	Deconvolution ID
Process Host:	CORP-CTX-15		
First Level Reviewer: quayler		Date:	23-Jun-2011 14:26:04

Compound	Sig	RT	EXP RT	DLT RT	Q	Response	On-Col Amt ug/l	Flags
* 1 Fluorobenzene	96	5.116	5.114	0.002	99	1396332	10.0	
* 2 Chlorobenzene-d5	117	7.791	7.788	0.003	89	1011762	10.0	
* 3 1,4-Dichlorobenzene-d4	152	10.039	10.036	0.003	96	535908	10.0	
$ 5 Dibromofluoromethane (Surr)	113	4.537	4.534	0.003	57	293038	10.4	
$ 6 1,2-Dichloroethane-d4 (Surr)	65	4.821	4.830	-0.009	0	380002	10.3	
$ 7 Toluene-d8 (Surr)	98	6.477	6.475	0.002	93	1176176	11.0	
$ 131 4-Bromofluorobenzene (Surr)	95	8.903	8.900	0.003	89	419785	10.0	
12 Dichlorodifluoromethane	85		1.481					
13 Chloromethane	50		1.611					
14 Vinyl chloride	62	1.720	1.718	0.002	98	227596	5.45	
15 Bromomethane	94		2.002					
16 Chloroethane	64		2.096					
18 Trichlorofluoromethane	101		2.309					
21 1,1-Dichloroethene	96	2.714	2.712	0.002	53	8874	0.2888	
22 Acetone	43		2.735					
23 1,1,2-Trichloro-1,2,2-trifluoroethane	151		2.747					
26 Carbon disulfide	76		2.913					
30 Methylene Chloride	84		3.102					
31 2-Methyl-2-propanol	59		3.173					
34 Methyl tert-butyl ether	73		3.339					
33 trans-1,2-Dichloroethene	96	3.342	3.339	0.003	55	4437	0.1262	
36 1,1-Dichloroethane	63		3.682					
37 Vinyl acetate	86		3.706					
38 Isopropyl ether	87		3.730					
40 Tert-butyl ethyl ether	59		4.037					
41 2-Butanone (MEK)	43		4.143					
42 cis-1,2-Dichloroethene	96	4.158	4.155	0.003	82	1007761	27.8	
43 2,2-Dichloropropane	77		4.167					
47 Chlorobromomethane	128		4.345					
49 Chloroform	83	4.407	4.404	0.002	73	18888	0.3181	
50 1,1,1-Trichloroethane	97		4.581					

$\overline{RRF} = 0.2596$

Compound	Sig	RT	EXP RT	DLT RT	Q	Response	On-Col Amt ug/l	Flags
52 1,1-Dichloropropene	75		4.723					
53 Carbon tetrachloride	117		4.735					
55 Benzene	78		4.889					
56 1,2-Dichloroethane	62		4.889					
57 Tert-amyl methyl ether	73		4.972					
60 Trichloroethene	130	5.424	5.433	-0.009	97	467233	14.8	
62 1,2-Dichloropropane	63		5.611					
65 Dibromomethane	93		5.705					
67 Dichlorobromomethane	83		5.836					
69 2-Chloroethyl vinyl ether	63		6.084					
70 cis-1,3-Dichloropropene	75		6.226					
71 4-Methyl-2-pentanone (MIBK)	43		6.356					
72 Toluene	91	6.536	6.534	0.002	95	115443	0.8793	
73 trans-1,3-Dichloropropene	75		6.711					
76 1,3-Dichloropropane	76		7.031					
77 Tetrachloroethene	164		7.043					
78 2-Hexanone	43		7.102					
79 Chlorodibromomethane	129		7.244					
123 Ethylene Dibromide	107		7.362					
82 Chlorobenzene	112		7.823					
83 1,1,1,2-Tetrachloroethane	131		7.894					
84 Ethylbenzene	106		7.918					
10 m-Xylene & p-Xylene	106		8.025					
85 o-Xylene	106		8.403					
86 Styrene	104		8.415					
87 Bromoform	173		8.593					
88 Isopropylbenzene	105		8.758					
90 1,1,2,2-Tetrachloroethane	83		9.019					
91 Bromobenzene	156		9.054					
92 1,2,3-Trichloropropane	110		9.066					
94 N-Propylbenzene	120		9.161					
95 2-Chlorotoluene	126		9.243					
104 4-Chlorotoluene	126		9.350					
97 tert-Butylbenzene	119		9.646					
98 1,2,4-Trimethylbenzene	105		9.693					
99 sec-Butylbenzene	105		9.871					
100 1,3-Dichlorobenzene	146		9.977					
101 4-Isopropyltoluene	119		10.013					
102 1,4-Dichlorobenzene	146		10.060					
103 1,2,3-Trimethylbenzene	105		10.107					
105 n-Butylbenzene	91		10.415					
106 1,2-Dichlorobenzene	146		10.427					
107 1,2-Dibromo-3-Chloropropane	157		11.196					
109 1,2,4-Trichlorobenzene	180		12.036					
110 Hexachlorobutadiene	225		12.213					
111 Naphthalene	128		12.284					
112 1,2,3-Trichlorobenzene	180		12.533					
S 114 Xylenes, Total	106		16.530					7

QC Flag Legend

Processing Flags
7 - Failed Limit of Detection

TestAmerica Laboratories
Tentatively Identified Quantitation Report

Data File:	\\NCChrom\ChromData\A3UX10\20110622-1297.b\UXX2560.D		
Lims ID:	240-979-A-4	Client ID:	MW11S-060911
Inject. Date:	23-Jun-2011 02:19:30	Dil. Factor:	833.3333
Sample Type:	Client		
Sample ID:	240-0001297-006		
Misc. Info.:	P10622B,8260LLUX10,,1904 =P10622B,8260LLUX10,,1904		
Operator:		Instrument ID:	A3UX10
Vol. Injected:	1.0000	ALS Bottle#:	36
Lims Batch ID:	5731	Lims Sample ID:	6
Detector:	MS SCAN		
Method:	\\NCChrom\ChromData\A3UX10\20110622-1297.b\8260_10.m		
Last Update:	23-Jun-2011 08:23:57	Calib Date:	14-Jun-2011 15:43:30
Tic RT Window:	1.600 -0.000	Response:	area
Quant By:	Nearest ISTD	Quant LOD:	10.00000
MS Library:	\\Ncchrom\ChromData\Database\NIST98.L		
Min. Match:	50		
Process Host:	CORP-CTX-15		
First Level Reviewer: quayler		Date:	23-Jun-2011 14:26:04

Calibrated Tentative Identified Compound Results

Compound	RT	Response	Amount ug/l	Flags
Acetonitrile	2.951	1530	0.3339	

MARTIN STATE AIRPORT
SDG 240-979-1

SAMPLE IDENTIFICATION	DMW3S-060911
COMPOUND	1,4-DIOXANE
COMPOUND AREA	411555
INTERNAL STANDARD AMOUNT (ng)	4
DILUTION FACTOR	12.5
INTERNAL STANDARD AREA	145504
AVERAGE RRF	0.5755
SAMPLE VOLUME (L)	0.95
VOLUME EXTRACT (µl)	2000
VOLUME INJECTED (µl)	1
ng to µg	1000
CONCENTRATION =	517.35 µg/L

411555 x 4ng x 2000µl x 1µg/(145504 x 0.5755 x 0.95L x 1µl x 1000ng)

TestAmerica Laboratories
Target Compound Quantitation Report

Data File:	\\Ncchrom\ChromData\A4AG2\20110628-1446.b\0628123.D		
Lims ID:	240-979-K-8-A	Client ID:	DMW3S-060911
Inject. Date:	28-Jun-2011 19:30:30	Dil. Factor:	12.5000
Sample Type:	Client		
Sample ID:	240-0001446-025		
Misc. Info.:	240-979-K-8-A =240-979-K-8-A		
Operator:		Instrument ID:	A4AG2
Vol. Injected:	1.0000	ALS Bottle#:	23
Lims Batch ID:	6407	Lims Sample ID:	25
Detector:	MS SCAN		
Method:	\\Ncchrom\ChromData\A4AG2\20110628-1446.b\8270 ag2.m		
Last Update:	29-Jun-2011 16:19:48	Calib Date:	27-Jun-2011 17:12:30
Quant Method:	Internal Standard	Quant By:	Initial Calibration
Last ICal File:	\\Ncchrom\ChromData\A4AG2\20110627-1393.b\0627121.D		
Limit Group:	MSS 8270C ICAL		
Integrator:	RTE	ID Type:	Deconvolution ID
Process Host:	CORP-CTX-18		
First Level Reviewer: hulat		Date:	29-Jun-2011 13:05:59

Compound	Sig	RT	ADJ RT	DLT RT	Q	Response	On-Col Amt ng/ul	Flags
* 1 1,4-Dichlorobenzene-d4	152	3.500	3.495	0.005	97	145504	4.00	
* 2 Naphthalene-d8	136	4.393	4.393	0.0	99	435061	4.00	
* 3 Acenaphthene-d10	164	5.666	5.666	0.0	96	265303	4.00	
* 4 Phenanthrene-d10	188	6.757	6.757	0.0	97	458486	4.00	
* 5 Chrysene-d12	240	8.731	8.731	0.0	79	460552	4.00	
* 6 Perylene-d12	264	10.105	10.100	0.005	92	397777	4.00	
$ 7 2-Fluorophenol	112	2.639	2.633	0.006	79	21772	0.4555	
$ 8 Phenol-d5	99	3.211	3.211	0.0	64	12588	0.1868	
$ 9 Nitrobenzene-d5	82	3.880	3.874	0.006	0	8170	0.1573	M
$ 10 2-Fluorobiphenyl (Surr)	172	5.163	5.153	0.010	55	25885	0.2841	
$ 11 2,4,6-Tribromophenol	330	6.249	6.238	0.011	1	2634	0.3072	
$ 12 Terphenyl-d14	244	7.907	7.907	0.0	80	45682	0.5476	
→ 26 1,4-Dioxane	88	1.703	1.692	0.011	90	411555	19.7	

QC Flag Legend

Review Flags
M - Manually Integrated

$\overline{RRF}$ = 0.5755

TETRA TECH NUS, INC. **CALCULATION WORKSHEET** PAGE 1 OF 1

CLIENT		JOB NUMBER	
MSA - Grandview		C03292	
SUBJECT			
Sample Calculations			
BASED ON		DRAWING NUMBER	
BY	CHECKED BY	APPROVED BY	DATE
Merlie Allen			8/24/11

Sample: MW11S-060911

Methane: $\frac{5859539}{15411.6391}$ response / IC.

= 380.2 ug/L

GRO: $\frac{26132121}{236048.859}$ response (C6-10) / IC.

x 200 (Dilution Factor)

= 22,000 ug/L

TestAmerica Laboratories
Target Compound Quantitation Report

Data File:	\\Ncchrom\ChromData\ZPID\20110613-1055.b\Z0061321.D		
Lims ID:	240-979-F-4	Client ID:	MW11S-060911
Inject. Date:	14-Jun-2011 01:43:08	Dil. Factor:	1.0000
Sample Type:	Client		
Sample ID:	240-0001055-021		
Misc. Info.:			
Operator:	042476	Instrument ID:	ZPID
Vol. Injected:	1.0000	ALS Bottle#:	1
Lims Batch ID:	4534	Lims Sample ID:	21
Detector 1 :	GC ELC2B		
Detector 2 :	GC FID1A		
Method:	\\Ncchrom\ChromData\ZPID\20110613-1055.b\RSK175.m		
Last Update:	24-Jun-2011 12:59:22	Calib Date:	11-Jun-2011 16:17:56
Quant Method:	External Standard	Quant By:	Initial Calibration
Last ICal File:	\\Ncchrom\ChromData\ZPID\20110614-1103.b\Z0061110.D		
Limit Group:	GCV RSK 175 ICAL		
Integrator:	Falcon		
Process Host:	CORP-CTX-18		

Det	RT	EXP RT	DLT RT	Response	On-Col Amt ug/l	Flags
1 Methane						
2	6.139	6.175	-0.036	5859539	380.2	
4 Ethylene						
2	9.506	9.548	-0.042	2534055	189.8	
6 Ethane						
2	11.159	11.181	-0.022	651779	44.3	
$ 7 1,1,1-Trifluoroethane						
2	14.779	14.785	-0.006	13011709	2445.3	

FORM VI
GC VOA INITIAL CALIBRATION DATA
EXTERNAL STANDARD CURVE EVALUTION

Lab Name: TestAmerica North Canton Job No.: 240-979-1 Analy Batch No.: 3624

SDG No.:

Instrument ID: ZPID GC Column: ID: Heated Purge: (Y/N) N

Calibration Start Date: 06/04/2011 23:10 Calibration End Date: 06/05/2011 03:32 Calibration ID: 1363

Calibration Files:

LEVEL:	LAB SAMPLE ID:	LAB FILE ID:
Level 1	STD2 240-3624/3	Z0060403.D
Level 2	STD3 240-3624/4	Z0060404.D
Level 3	STD1 240-3624/2	Z0060402.D
Level 4	STD4 240-3624/5	Z0060405.D
Level 5	STD5 240-3624/6	Z0060406.D
Level 6	STD6 240-3624/7	Z0060407.D
Level 7	STD7 240-3624/8	Z0060408.D
Level 8	STD8 240-3624/9	Z0060409.D
Level 9	STD9 240-3624/10	Z0060410.D

ANALYTE	CF				CURVE TYPE	COEFFICIENT			#	MIN CF	%RSD	#	MAX %RSD	R^2 OR COD	#	MIN R^2 OR COD
	LVL 1 LVL 5 LVL 9	LVL 2 LVL 6	LVL 3 LVL 7	LVL 4 LVL 8		B	M1	M2								
Methane	14735 13530 15642	15708 14127	19129 14889	16122 14822	Ave		15411.6309				10.0		30.0			
Ethene	12898 12448 13664	14511 12809	12239 13340	15010 13258	Ave		13352.9222				6.9		30.0			
Acetylene	4757.4 4562.0 4891.2	5308.4 4812.1	3957.4 4956.7	5451.3 4911.0	Ave		4845.29344				8.9		30.0			
Ethane	13756 13554 15624	15950 14205	13168 14994	16421 14807	Ave		14719.9575				7.7		30.0			
Propene	13665 12325 13341	14762 12646	13256 13084	14857 12980	Ave		13435.1765				6.5		30.0			
Propane	14494 15296 17738	17638 16035	13737 16864	18236 16728	Ave		16307.3632				9.5		30.0			
Propane, 2-methyl	15434 16703 18662	17658 17035	19597 17702	17793 17481	Ave		17562.7343				6.7		30.0			
Butane	12327 15798 18226	16117 16453	17724	17238 17252	Ave		16391.8804				11.0		30.0			

Note: The m1 coefficient is the same as Ave CF for an Ave curve type.

TestAmerica Laboratories
Target Compound Quantitation Report

Data File:	\\Ncchrom\ChromData\YPID\20110623-1317.b\YF062320.D		
Lims ID:	240-979-E-4	Client ID:	MW11S-060911
Inject. Date:	23-Jun-2011 23:42:16	Dil. Factor:	1.0000
Sample Type:	Client		
Sample ID:	240-0001317-017		
Misc. Info.:			
Operator:	004275	Instrument ID:	YPID
Vol. Injected:	1.0000	ALS Bottle#:	1
Lims Batch ID:	5822	Lims Sample ID:	17
Detector 1 :	GC ELC2B		
Detector 2 :	GC FID1A		
Method:	\\Ncchrom\ChromData\YPID\20110623-1317.b\Y80158021.m		
Last Update:	24-Jun-2011 09:23:52	Calib Date:	22-Jun-2011 17:30:51
Quant Method:	Internal/External Standard	Quant By:	Initial Calibration
Last ICal File:	\\Ncchrom\ChromData\YPID\20110622-1279.b\YF062209.D		
Limit Group:	GCV 8015B GRO ICAL		
Integrator:	Falcon		
Process Host:	CORP-CTX-15		

Compound	Det	RT	ADJ RT	DLT RT	Response	On-Col Amt ug/l	Flags
$ 16 Trifluorotoluene (Surr)	2	9.252	9.249	0.003	1688386	7.95	
* 15 Fluorobenzene	1	10.924	10.137	0.787	5515	0	
A 5 C6-C10	2	11.350	4.274 - 18.426		26132121	110.7	

FORM VI
GASOLINE RANGE ORGANICS INITIAL CALIBRATION DATA
EXTERNAL STANDARD CURVE EVALUTION

Lab Name: TestAmerica North Canton Job No.: 240-979-1 Analy Batch No.: 5655

SDG No.:

Instrument ID: YPID GC Column: RTX-VRX ID: 0.45(mm) Heated Purge: (Y/N) N

Calibration Start Date: 06/22/2011 14:07 Calibration End Date: 06/22/2011 17:30 Calibration ID: 1594

Calibration Files:

LEVEL:	LAB SAMPLE ID:	LAB FILE ID:
Level 1	STD1 240-5655/4	YF062204.D
Level 2	STD2 240-5655/5	YF062205.D
Level 3	STD3 240-5655/6	YF062206.D
Level 4	STD4 240-5655/7	YF062207.D
Level 5	STD5 240-5655/8	YF062208.D
Level 6	STD6 240-5655/9	YF062209.D

ANALYTE	CF				CURVE TYPE	COEFFICIENT			#	MIN CF	%RSD	#	MAX %RSD	R^2 OR COD	#	MIN R^2 OR COD
	LVL 1 LVL 5	LVL 2 LVL 6	LVL 3	LVL 4		B	M1	M2								
Total Petroleum Hydrocarbons (C6-C10)	302470 208450	252295 210278	214454	228347	Ave		236048.859				15.0		20.0			
C6-C12	346250 223395	277091 226126	233001	247805	Ave		258944.938				18.0		20.0			
Trifluorotoluene (Surr)	211649 226938	171207 226738	185123	251863	Ave		212253.083				14.0		20.0			

Note: The m1 coefficient is the same as Ave CF for an Ave curve type.

Tetra Tech NUS **INTERNAL CORRESPONDENCE**

TO: D. MURALI **DATE:** August 26, 2011

FROM: MEGAN CARSON **COPIES:** DV FILE

SUBJECT: **INORGANIC DATA VALIDATION-SELECT TOTAL AND DISSOLVED METALS, ALKALINITY, AMMONIA-N, CHLORIDE, NITRATE-N, NITRITE-N, ORTHOPHOSPHATE-P, PERCHLORATE, SULFATE, DOC, AND TDS MIDDLE RIVER COMPLEX-GROUNDWATER MONITORING SDG 240-979-1**

SAMPLES: 7/Water/

DMW3S-060911	MW11I-060911
MW11S-060911	MW29D-060911
MW3-060911	MW34I-060911
MW34S-060911	

Overview

The sample set for MRC Groundwater, SDG 240-979-1, consists of seven (7) aqueous environmental samples. This SDG contained no field duplicate pairs.

All samples were analyzed for select total and dissolved metals and perchlorate. Sample MW11S-060911 was also analyzed for alkalinity, ammonia-N, chloride, nitrate-N, nitrite-N, orthophosphate-P, sulfate, dissolved organic carbon (DOC), and total dissolved solids (TDS). The samples were collected by Tetra Tech NUS on June 9th, 2011 and analyzed by Test America. Metals analyses were conducted using SW-846 method 6020. Mercury analyses were conducted using SW-846 method 7470A. Alkalinity analyses were conducted using EPA method 310.1. TDS analyses were conducted using EPA method 160.1. Chloride, nitrate-n, nitrate-n, orthophosphate, and sulfate analyses were conducted using EPA method 300. Ammonia analyses were conducted using EPA method 350.3. DOC analyses were conducted using method 9060. Perchlorate analyses were conducted using method 314.0.

The findings offered in this report are based upon a general review of all available data. The data review was based on data completeness, holding times, MS tuning, initial and continuing calibration verification results, laboratory method / preparation blank results, ICP interference results, ICP internal standard recoveries, laboratory control sample recoveries, matrix spike recoveries, laboratory duplicate results, detection limits and analyte quantitation.

Areas of concern with respect to data quality are listed below.

Major Problems – None.

Minor Problems-

- The following contaminants were detected in preparation blanks at the following maximum concentrations:

Analyte	Maximum Concentration	Action Level
Chromium	0.212 ug/L	1.06 ug/L
Zinc	1.0 ug/L	5.0 ug/L

An action level of 5X the maximum contaminant level has been used to evaluate sample data for blank contamination. Sample aliquot and dilution factors, if applicable, were taken into consideration when evaluating for blank contamination. Positive results less than the blank action level reported for were qualified "B" as a result of laboratory blank contamination.

- The following contaminants were detected in method blanks at the following maximum concentrations:

Analyte	Maximum Concentration	Action Level
Antimony [1]	0.43 ug/L	2.15 ug/L
Cobalt [1]	0.26 ug/L	1.3 ug/L
Lead [1]	0.17 ug/L	0.85 ug/L
Molybdenum [1]	0.719 ug/L	3.59 ug/L
Thallium [1]	0.26 ug/L	1.3 ug/L
Tungsten [1]	0.45 ug/L	2.25 ug/L
Chloride [2]	0.112 mg/L	0.56 mg/L
Sulfate [2]	0.192 mg/L	0.96 mg/L
Ammonia-N [3]	0.073 mg/L	0.36 mg/L

[1] Maximum concentration affecting samples analyzed on 7/17/11.
[2] Maximum concentration affecting samples analyzed on 6/11/11.
[3] Maximum concentration affecting samples analyzed on 7/17/11.

An action level of 5X the maximum contaminant level has been used to evaluate sample data for blank contamination. Sample aliquot and dilution factors, if applicable, were taken into consideration when evaluating for blank contamination. Positive results less than the blank action level reported for were qualified "B" as a result of laboratory blank contamination.

- The matrix spike and matrix spike duplicate for total metals had a percent recovery <80% for zinc. The post digestion spike had a percent recovery < 80% for zinc. All samples analyzed for total metals were affected. Positive zinc results were qualified as either biased low (L) or estimated (J) due to conflicting directional bias (J). Non-detected zinc results were qualified as biased low (UL).

- Positive results greater than the method detection limit but less than the reporting limit were qualified as estimated (J).

Notes

The dissolved matrix spike had a percent recovery > 125% for mercury. All samples analyzed for dissolved mercury were affected. No validation action was warranted as sample results were non-detected.
The matrix spike for orthophosphate had a percent recovery > 120% for orthophosphate. Sample

MW11S-060911 was affected. No validation action was warranted as sample results were non-detected.

Sample DMW3S-060911 was analyzed at a 10X dilution for perchlorate due to matrix interference. Detection limits were elevated accordingly.

Sample MW11S-060911 was analyzed at a 2X dilution for perchlorate due to matrix interference. Detection limits were elevated accordingly.

Executive Summary

Laboratory Performance: Preparation and calibration blank contamination resulted in the qualification of sample results.

Other Factors Affecting Data Quality: Matrix spike non-compliances for zinc resulted in the qualification of sample results.

The data for these analyses were reviewed with reference to Region III modifications to the "National Functional Guidelines for Inorganic Data Validation", April 1993. The text of this report has been formulated to address only those problem areas affecting data quality.

Megan Carson

Tetra Tech NUS
Megan Carson
Chemist/Data Validator

Tetra Tech NUS
Joseph A. Samchuck
Quality Assurance Officer

Attachments:
Appendix A – Qualified Analytical Results
Appendix B – Results as Reported by the Laboratory
Appendix C – Support Documentation

APPENDIX A

QUALIFIED ANALYTICAL RESULTS

Data Validation Qualifier Codes:

A	=	Lab Blank Contamination
B	=	Field Blank Contamination
C	=	Calibration Noncompliance (e.g. % RSDs, %Ds, ICVs, CCVs, RRFs, etc.)
C01	=	GC/MS Tuning Noncompliance
D	=	MS/MSD Recovery Noncompliance
E	=	LCS/LCSD Recovery Noncompliance
F	=	Lab Duplicate Imprecision
G	=	Field Duplicate Imprecision
H	=	Holding Time Exceedance
I	=	ICP Serial Dilution Noncompliance
J	=	GFAA PDS - GFAA MSA's $r < 0.995$
K	=	ICP Interference - includes ICS % R Noncompliance
L	=	Instrument Calibration Range Exceedance
M	=	Sample Preservation Noncompliance
N	=	Internal Standard Noncompliance
N01	=	Internal Standard Recovery Noncompliance Dioxins
N02	=	Recovery Standard Noncompliance Dioxins
N03	=	Clean-up Standard Noncompliance Dioxins
O	=	Poor Instrument Performance (e.g. base-line drifting)
P	=	Uncertainty near detection limit (< 2 x IDL for inorganics and <CRQL for organics)
Q	=	Other problems (can be any number of issues; e.g. poor chromatography,interferences, etc.)
R	=	Surrogates Recovery Noncompliance
S	=	Pesticide/PCB Resolution
T	=	% Breakdown Noncompliance for DDT and Endrin
U	=	% Difference between columns/detectors >25% for positive results determined via GC/HPLC
V	=	Non-linear calibrations; correlation coefficient $r < 0.995$
W	=	EMPC result
X	=	Signal to noise response drop
Y	=	Percent solids <30%
Z	=	Uncertainty at 2 sigma deviation is greater than sample activity

PROJ_NO: C03292	NSAMPLE	DMW3S-060911			MW11I-060911			MW11S-060911			MW29D-060911		
SDG: 240-979-1	LAB_ID	240-979-8			240-979-6			240-979-4			240-979-7		
FRACTION: M	SAMP_DATE	6/9/2011			6/9/2011			6/9/2011			6/9/2011		
MEDIA: WATER	QC_TYPE	NM			NM			NM			NM		
	UNITS	UG/L			UG/L			UG/L			UG/L		
	PCT_SOLIDS	0.0			0.0			0.0			0.0		
	DUP_OF												
PARAMETER		RESULT	VQL	QLCD	RESULT	VQL	QLCD	RESULT	VQL	QLCD	RESULT	VQL	QLCD
ANTIMONY		0.32	B	A	0.15	B	A	0.12	B	A	0.14	B	A
ARSENIC		10			0.68	J	P	0.57	J	P	0.092	U	
BARIUM		120			4.3	J	P	56			4.7	J	P
BERYLLIUM		0.092	U		0.092	U		2.3			0.092	U	
CADMIUM		0.046	U		0.046	U		0.046	U		0.046	U	
CHROMIUM		1.5	J	P	2.1			1.3	J	P	0.5	B	A
COBALT		0.94	B	A	1.1	B	A	210			1.4		
COPPER		0.47	J	P	5.2			1.6	J	P	0.64	J	P
LEAD		0.78	B	A	1			0.26	B	A	0.21	B	A
MERCURY		0.12	U		0.83			0.12	U		0.12	U	
MOLYBDENUM		9.5			0.42	U		0.42	U		0.42	U	
NICKEL		0.63	U		1.4	J	P	290			1.9	J	P
SELENIUM		4.2	J	P	0.32	U		0.32	U		0.32	U	
SILVER		0.014	U		0.014	U		0.014	U		0.014	U	
THALLIUM		0.27	B	A	0.28	B	A	0.32	B	A	0.3	B	A
TUNGSTEN		22			0.4	B	A	0.22	B	A	0.25	B	A
VANADIUM		1.7	J	P	3.4	J	P	0.3	U		0.3	U	
ZINC		0.5	UL	D	18	J	DP	390	L	D	5.6	J	DP

PROJ_NO: C03292	NSAMPLE	MW3-060911			MW34I-060911			MW34S-060911		
SDG: 240-979-1	LAB_ID	240-979-5			240-979-3			240-979-2		
FRACTION: M	SAMP_DATE	6/9/2011			6/9/2011			6/9/2011		
MEDIA: WATER	QC_TYPE	NM			NM			NM		
	UNITS	UG/L			UG/L			UG/L		
	PCT_SOLIDS	0.0			0.0			0.0		
	DUP_OF									
PARAMETER		RESULT	VQL	QLCD	RESULT	VQL	QLCD	RESULT	VQL	QLCD
ANTIMONY		0.28	B	A	0.29	B	A	0.15	B	A
ARSENIC		0.68	J	P	3	J	P	1.3	J	P
BARIUM		20			48			67		
BERYLLIUM		0.092	U		0.092	U		0.48	J	P
CADMIUM		0.046	U		0.046	U		0.046	U	
CHROMIUM		2.3			1.2	J	P	0.93	B	A
COBALT		1.1	B	A	11			96		
COPPER		3.4			3.1			2.1		
LEAD		1.2			0.49	B	A	0.24	B	A
MERCURY		0.12	U		0.12	U		0.12	U	
MOLYBDENUM		0.42	U		0.42	U		0.43	B	A
NICKEL		1.4	J	P	2.1			130		
SELENIUM		0.32	U		0.32	U		0.32	U	
SILVER		0.014	U		0.014	U		0.014	U	
THALLIUM		0.26	B	A	0.28	B	A	0.35	B	A
TUNGSTEN		0.51	B	A	0.28	B	A	0.33	B	A
VANADIUM		5.8	J	P	0.3	U		6.3	J	P
ZINC		10	J	DP	14	J	DP	120	L	D

PROJ_NO: C03292	NSAMPLE	DMW3S-060911			MW11I-060911			MW11S-060911			MW29D-060911		
SDG: 240-979-1	LAB_ID	240-979-8			240-979-6			240-979-4			240-979-7		
FRACTION: MF	SAMP_DATE	6/9/2011			6/9/2011			6/9/2011			6/9/2011		
MEDIA: WATER	QC_TYPE	NM			NM			NM			NM		
	UNITS	UG/L			UG/L			UG/L			UG/L		
	PCT_SOLIDS	0.0			0.0			0.0			0.0		
	DUP_OF												
PARAMETER		RESULT	VQL	QLCD	RESULT	VQL	QLCD	RESULT	VQL	QLCD	RESULT	VQL	QLCD
ANTIMONY		0.35	B	A	0.14	B	A	0.22	B	A	0.13	B	A
ARSENIC		12			0.092	U		2.8	J	P	0.092	U	
BARIUM		130			3.1	J	P	46			4.1	J	P
BERYLLIUM		0.092	U		0.092	U		0.092	U		0.092	U	
CADMIUM		0.046	U		0.046	U		0.046	U		0.046	U	
CHROMIUM		1.6	J	P	0.41	B	A	0.79	B	A	0.54	B	A
COBALT		0.98	B	A	1	B	A	11			1.4		
COPPER		0.31	J	P	7			0.47	J	P	1.8	J	P
LEAD		0.27	B	A	0.73	B	A	0.21	B	A	0.2	B	A
MERCURY		0.12	U		0.12	U		0.12	U		0.12	U	
MOLYBDENUM		11			0.42	U		0.42	U		0.42	U	
NICKEL		2			1.5	J	P	1.9	J	P	2		
SELENIUM		4.7	J	P	0.32	U		0.32	U		0.32	U	
SILVER		0.014	U		0.014	U		0.014	U		0.014	U	
THALLIUM		0.26	B	A	0.26	B	A	0.26	B	A	0.3	B	A
TUNGSTEN		29			0.16	U		0.19	B	A	0.25	B	A
VANADIUM		2.1	J	P	0.3	U		0.3	U		0.3	U	
ZINC		0.5	U		14	J	P	15	J	P	8.4	J	P

PROJ_NO: C03292 SDG: 240-979-1 FRACTION: MF MEDIA: WATER	NSAMPLE	MW3-060911			MW34I-060911			MW34S-060911		
	LAB_ID	240-979-5			240-979-3			240-979-2		
	SAMP_DATE	6/9/2011			6/9/2011			6/9/2011		
	QC_TYPE	NM			NM			NM		
	UNITS	UG/L			UG/L			UG/L		
	PCT_SOLIDS	0.0			0.0			0.0		
	DUP_OF									
PARAMETER		RESULT	VQL	QLCD	RESULT	VQL	QLCD	RESULT	VQL	QLCD
ANTIMONY		0.25	B	A	0.13	B	A	0.15	B	A
ARSENIC		0.7	J	P	0.59	J	P	1.3	J	P
BARIUM		19			61			68		
BERYLLIUM		0.092	U		2.4			0.46	J	P
CADMIUM		0.046	U		0.046	U		0.046	U	
CHROMIUM		1.6	J	P	0.79	B	A	0.93	B	A
COBALT		1	B	A	220			96		
COPPER		0.63	J	P	3.9			0.5	J	P
LEAD		0.27	B	A	0.27	B	A	0.21	B	A
MERCURY		0.12	U		0.12	U		0.12	U	
MOLYBDENUM		0.42	U		0.42	U		0.42	U	
NICKEL		1.3	J	P	310			130		
SELENIUM		0.32	U		0.32	U		0.32	U	
SILVER		0.014	U		0.014	U		0.014	U	
THALLIUM		0.25	B	A	0.31	B	A	0.29	B	A
TUNGSTEN		0.46	B	A	0.21	B	A	0.3	B	A
VANADIUM		5.1	J	P	0.3	U		5.6	J	P
ZINC		5.8	J	P	410			120		

PROJ_NO: C03292	NSAMPLE	DMW3S-060911			MW11I-060911			MW11S-060911					
SDG: 240-979-1	LAB_ID	240-979-8			240-979-6			240-979-4					
FRACTION: MISC	SAMP_DATE	6/9/2011			6/9/2011			6/9/2011					
MEDIA: WATER	QC_TYPE	NM			NM			NM					
	UNITS	UG/L			UG/L			MG/L			UG/L		
	PCT_SOLIDS	0.0			0.0			0.0			0.0		
	DUP_OF												
PARAMETER		RESULT	VQL	QLCD	RESULT	VQL	QLCD	RESULT	VQL	QLCD	RESULT	VQL	QLCD
ALKALINITY								160					
AMMONIA-N								0.91					
BROMOACETIC ACID		0.75	U										
CHLORIDE								49					
CHLOROACETIC ACID		0.4	U										
DIBROMOACETIC ACID		0.38	U										
DICHLOROACETIC ACID		0.98	U										
NITRATE-N								0.023	U				
NITRITE-N								0.012	U				
ORTHOPHOSPHATE-P								0.044	U				
PERCHLORATE		3.6	U		0.36	U					0.72	U	
SULFATE								130					
TOTAL DISSOLVED SOLIDS								510					
TRICHLOROACETIC ACID		0.38	U										

PROJ_NO: C03292	NSAMPLE	MW29D-060911			MW3-060911			MW34I-060911			MW34S-060911		
SDG: 240-979-1	LAB_ID	240-979-7			240-979-5			240-979-3			240-979-2		
FRACTION: MISC	SAMP_DATE	6/9/2011			6/9/2011			6/9/2011			6/9/2011		
MEDIA: WATER	QC_TYPE	NM			NM			NM			NM		
	UNITS	UG/L			UG/L			UG/L			UG/L		
	PCT_SOLIDS	0.0			0.0			0.0			0.0		
	DUP_OF												
PARAMETER		RESULT	VQL	QLCD	RESULT	VQL	QLCD	RESULT	VQL	QLCD	RESULT	VQL	QLCD
ALKALINITY													
AMMONIA-N													
BROMOACETIC ACID													
CHLORIDE													
CHLOROACETIC ACID													
DIBROMOACETIC ACID													
DICHLOROACETIC ACID													
NITRATE-N													
NITRITE-N													
ORTHOPHOSPHATE-P													
PERCHLORATE		0.36	U		0.36	U		0.36	U		0.36	U	
SULFATE													
TOTAL DISSOLVED SOLIDS													
TRICHLOROACETIC ACID													

PROJ_NO: C03292	NSAMPLE	MW11S-060911		
SDG: 240-979-1	LAB_ID	240-979-4		
FRACTION: MISCF	SAMP_DATE	6/9/2011		
MEDIA: WATER	QC_TYPE	NM		
	UNITS	MG/L		
	PCT_SOLIDS	0.0		
	DUP_OF			
PARAMETER		RESULT	VQL	QLCD
DISSOLVED ORGANIC CARBON		11		

APPENDIX B

RESULTS AS REPORTED BY THE LABORATORY

1A-IN
INORGANIC ANALYSIS DATA SHEET
METALS

Client Sample ID: DMW3S-060911 Lab Sample ID: 240-979-8

Lab Name: TestAmerica Burlington Job No.: 240-979-1

SDG ID.:

Matrix: Water Date Sampled: 06/09/2011 13:30

Reporting Basis: WET Date Received: 06/10/2011 09:30

CAS No.	Analyte	Result	RL	MDL	Units	C	Q	DIL	Method
7440-36-0	Antimony	0.32	2.0	0.073	ug/L	J	B	1	6020
7440-38-2	Arsenic	10	5.0	0.092	ug/L			1	6020
7440-39-3	Barium	120	5.0	0.42	ug/L			1	6020
7440-41-7	Beryllium	1.0	1.0	0.092	ug/L	U		1	6020
7440-43-9	Cadmium	1.0	1.0	0.046	ug/L	U		1	6020
7440-47-3	Chromium	1.5	2.0	0.11	ug/L	J	B	1	6020
7440-48-4	Cobalt	0.94	1.0	0.049	ug/L	J	B	1	6020
7440-50-8	Copper	0.47	2.0	0.23	ug/L	J		1	6020
7439-92-1	Lead	0.78	1.0	0.024	ug/L	J	B	1	6020
7439-98-7	Molybdenum	9.5	2.0	0.42	ug/L			1	6020
7440-02-0	Nickel	2.0	2.0	0.63	ug/L	U		1	6020
7782-49-2	Selenium	4.2	5.0	0.32	ug/L	J		1	6020
7440-22-4	Silver	1.0	1.0	0.014	ug/L	U		1	6020
7440-28-0	Thallium	0.27	2.0	0.079	ug/L	J	B	1	6020
7440-33-7	Tungsten	22	10	0.16	ug/L		B	1	6020
7440-62-2	Vanadium	1.7	20	0.30	ug/L	J		1	6020
7440-66-6	Zinc	20	20	0.50	ug/L	U		1	6020

1A-IN
INORGANIC ANALYSIS DATA SHEET
METALS

Client Sample ID: MW11I-060911 Lab Sample ID: 240-979-6

Lab Name: TestAmerica Burlington Job No.: 240-979-1

SDG ID.:

Matrix: Water Date Sampled: 06/09/2011 14:40

Reporting Basis: WET Date Received: 06/10/2011 09:30

CAS No.	Analyte	Result	RL	MDL	Units	C	Q	DIL	Method
7440-36-0	Antimony	0.15	2.0	0.073	ug/L	J	B	1	6020
7440-38-2	Arsenic	0.68	5.0	0.092	ug/L	J		1	6020
7440-39-3	Barium	4.3	5.0	0.42	ug/L	J		1	6020
7440-41-7	Beryllium	1.0	1.0	0.092	ug/L	U		1	6020
7440-43-9	Cadmium	1.0	1.0	0.046	ug/L	U		1	6020
7440-47-3	Chromium	2.1	2.0	0.11	ug/L		B	1	6020
7440-48-4	Cobalt	1.1	1.0	0.049	ug/L		B	1	6020
7440-50-8	Copper	5.2	2.0	0.23	ug/L			1	6020
7439-92-1	Lead	1.0	1.0	0.024	ug/L		B	1	6020
7439-98-7	Molybdenum	2.0	2.0	0.42	ug/L	U		1	6020
7440-02-0	Nickel	1.4	2.0	0.63	ug/L	J		1	6020
7782-49-2	Selenium	5.0	5.0	0.32	ug/L	U		1	6020
7440-22-4	Silver	1.0	1.0	0.014	ug/L	U		1	6020
7440-28-0	Thallium	0.28	2.0	0.079	ug/L	J	B	1	6020
7440-33-7	Tungsten	0.40	10	0.16	ug/L	J	B	1	6020
7440-62-2	Vanadium	3.4	20	0.30	ug/L	J		1	6020
7440-66-6	Zinc	18	20	0.50	ug/L	J	B	1	6020

1A-IN
INORGANIC ANALYSIS DATA SHEET
METALS

Client Sample ID: MW11S-060911
Lab Sample ID: 240-979-4
Lab Name: TestAmerica Burlington
Job No.: 240-979-1
SDG ID.:
Matrix: Water
Date Sampled: 06/09/2011 11:50
Reporting Basis: WET
Date Received: 06/10/2011 09:30

CAS No.	Analyte	Result	RL	MDL	Units	C	Q	DIL	Method
7440-36-0	Antimony	0.12	2.0	0.073	ug/L	J	B	1	6020
7440-38-2	Arsenic	0.57	5.0	0.092	ug/L	J		1	6020
7440-39-3	Barium	56	5.0	0.42	ug/L			1	6020
7440-41-7	Beryllium	2.3	1.0	0.092	ug/L			1	6020
7440-43-9	Cadmium	1.0	1.0	0.046	ug/L	U		1	6020
7440-47-3	Chromium	1.3	2.0	0.11	ug/L	J	B	1	6020
7440-48-4	Cobalt	210	1.0	0.049	ug/L		B	1	6020
7440-50-8	Copper	1.6	2.0	0.23	ug/L	J		1	6020
7439-92-1	Lead	0.26	1.0	0.024	ug/L	J	B	1	6020
7439-98-7	Molybdenum	2.0	2.0	0.42	ug/L	U		1	6020
7440-02-0	Nickel	290	2.0	0.63	ug/L			1	6020
7782-49-2	Selenium	5.0	5.0	0.32	ug/L	U		1	6020
7440-22-4	Silver	1.0	1.0	0.014	ug/L	U		1	6020
7440-28-0	Thallium	0.32	2.0	0.079	ug/L	J	B	1	6020
7440-33-7	Tungsten	0.22	10	0.16	ug/L	J	B	1	6020
7440-62-2	Vanadium	20	20	0.30	ug/L	U		1	6020
7440-66-6	Zinc	390	20	0.50	ug/L		B	1	6020

1A-IN
INORGANIC ANALYSIS DATA SHEET
METALS

Client Sample ID: MW29D-060911 Lab Sample ID: 240-979-7

Lab Name: TestAmerica Burlington Job No.: 240-979-1

SDG ID.:

Matrix: Water Date Sampled: 06/09/2011 15:54

Reporting Basis: WET Date Received: 06/10/2011 09:30

CAS No.	Analyte	Result	RL	MDL	Units	C	Q	DIL	Method
7440-36-0	Antimony	0.14	2.0	0.073	ug/L	J	B	1	6020
7440-38-2	Arsenic	5.0	5.0	0.092	ug/L	U		1	6020
7440-39-3	Barium	4.7	5.0	0.42	ug/L	J		1	6020
7440-41-7	Beryllium	1.0	1.0	0.092	ug/L	U		1	6020
7440-43-9	Cadmium	1.0	1.0	0.046	ug/L	U		1	6020
7440-47-3	Chromium	0.50	2.0	0.11	ug/L	J	B	1	6020
7440-48-4	Cobalt	1.4	1.0	0.049	ug/L		B	1	6020
7440-50-8	Copper	0.64	2.0	0.23	ug/L	J		1	6020
7439-92-1	Lead	0.21	1.0	0.024	ug/L	J	B	1	6020
7439-98-7	Molybdenum	2.0	2.0	0.42	ug/L	U		1	6020
7440-02-0	Nickel	1.9	2.0	0.63	ug/L	J		1	6020
7782-49-2	Selenium	5.0	5.0	0.32	ug/L	U		1	6020
7440-22-4	Silver	1.0	1.0	0.014	ug/L	U		1	6020
7440-28-0	Thallium	0.30	2.0	0.079	ug/L	J	B	1	6020
7440-33-7	Tungsten	0.25	10	0.16	ug/L	J	B	1	6020
7440-62-2	Vanadium	20	20	0.30	ug/L	U		1	6020
7440-66-6	Zinc	5.6	20	0.50	ug/L	J	B	1	6020

1A-IN
INORGANIC ANALYSIS DATA SHEET
METALS

Client Sample ID: MW3-060911
Lab Sample ID: 240-979-5
Lab Name: TestAmerica Burlington
Job No.: 240-979-1
SDG ID.:
Matrix: Water
Date Sampled: 06/09/2011 11:54
Reporting Basis: WET
Date Received: 06/10/2011 09:30

CAS No.	Analyte	Result	RL	MDL	Units	C	Q	DIL	Method
7440-36-0	Antimony	0.28	2.0	0.073	ug/L	J	B	1	6020
7440-38-2	Arsenic	0.68	5.0	0.092	ug/L	J		1	6020
7440-39-3	Barium	20	5.0	0.42	ug/L			1	6020
7440-41-7	Beryllium	1.0	1.0	0.092	ug/L	U		1	6020
7440-43-9	Cadmium	1.0	1.0	0.046	ug/L	U		1	6020
7440-47-3	Chromium	2.3	2.0	0.11	ug/L		B	1	6020
7440-48-4	Cobalt	1.1	1.0	0.049	ug/L		B	1	6020
7440-50-8	Copper	3.4	2.0	0.23	ug/L			1	6020
7439-92-1	Lead	1.2	1.0	0.024	ug/L		B	1	6020
7439-98-7	Molybdenum	2.0	2.0	0.42	ug/L	U		1	6020
7440-02-0	Nickel	1.4	2.0	0.63	ug/L	J		1	6020
7782-49-2	Selenium	5.0	5.0	0.32	ug/L	U		1	6020
7440-22-4	Silver	1.0	1.0	0.014	ug/L	U		1	6020
7440-28-0	Thallium	0.26	2.0	0.079	ug/L	J	B	1	6020
7440-33-7	Tungsten	0.51	10	0.16	ug/L	J	B	1	6020
7440-62-2	Vanadium	5.8	20	0.30	ug/L	J		1	6020
7440-66-6	Zinc	10	20	0.50	ug/L	J	B	1	6020

1A-IN
INORGANIC ANALYSIS DATA SHEET
METALS

Client Sample ID: MW34I-060911
Lab Sample ID: 240-979-3
Lab Name: TestAmerica Burlington
Job No.: 240-979-1
SDG ID.:
Matrix: Water
Date Sampled: 06/09/2011 12:40
Reporting Basis: WET
Date Received: 06/10/2011 09:30

CAS No.	Analyte	Result	RL	MDL	Units	C	Q	DIL	Method
7440-36-0	Antimony	0.29	2.0	0.073	ug/L	J	B	1	6020
7440-38-2	Arsenic	3.0	5.0	0.092	ug/L	J		1	6020
7440-39-3	Barium	48	5.0	0.42	ug/L			1	6020
7440-41-7	Beryllium	1.0	1.0	0.092	ug/L	U		1	6020
7440-43-9	Cadmium	1.0	1.0	0.046	ug/L	U		1	6020
7440-47-3	Chromium	1.2	2.0	0.11	ug/L	J	B	1	6020
7440-48-4	Cobalt	11	1.0	0.049	ug/L		B	1	6020
7440-50-8	Copper	3.1	2.0	0.23	ug/L			1	6020
7439-92-1	Lead	0.49	1.0	0.024	ug/L	J	B	1	6020
7439-98-7	Molybdenum	2.0	2.0	0.42	ug/L	U		1	6020
7440-02-0	Nickel	2.1	2.0	0.63	ug/L			1	6020
7782-49-2	Selenium	5.0	5.0	0.32	ug/L	U		1	6020
7440-22-4	Silver	1.0	1.0	0.014	ug/L	U		1	6020
7440-28-0	Thallium	0.28	2.0	0.079	ug/L	J	B	1	6020
7440-33-7	Tungsten	0.28	10	0.16	ug/L	J	B	1	6020
7440-62-2	Vanadium	20	20	0.30	ug/L	U		1	6020
7440-66-6	Zinc	14	20	0.50	ug/L	J	B	1	6020

1A-IN
INORGANIC ANALYSIS DATA SHEET
METALS

Client Sample ID: MW34S-060911 Lab Sample ID: 240-979-2

Lab Name: TestAmerica Burlington Job No.: 240-979-1

SDG ID.:

Matrix: Water Date Sampled: 06/09/2011 11:05

Reporting Basis: WET Date Received: 06/10/2011 09:30

CAS No.	Analyte	Result	RL	MDL	Units	C	Q	DIL	Method
7440-36-0	Antimony	0.15	2.0	0.073	ug/L	J	B	1	6020
7440-38-2	Arsenic	1.3	5.0	0.092	ug/L	J		1	6020
7440-39-3	Barium	67	5.0	0.42	ug/L			1	6020
7440-41-7	Beryllium	0.48	1.0	0.092	ug/L	J		1	6020
7440-43-9	Cadmium	1.0	1.0	0.046	ug/L	U		1	6020
7440-47-3	Chromium	0.93	2.0	0.11	ug/L	J	B	1	6020
7440-48-4	Cobalt	96	1.0	0.049	ug/L		B	1	6020
7440-50-8	Copper	2.1	2.0	0.23	ug/L			1	6020
7439-92-1	Lead	0.24	1.0	0.024	ug/L	J	B	1	6020
7439-98-7	Molybdenum	0.43	2.0	0.42	ug/L	J		1	6020
7440-02-0	Nickel	130	2.0	0.63	ug/L			1	6020
7782-49-2	Selenium	5.0	5.0	0.32	ug/L	U		1	6020
7440-22-4	Silver	1.0	1.0	0.014	ug/L	U		1	6020
7440-28-0	Thallium	0.35	2.0	0.079	ug/L	J	B	1	6020
7440-33-7	Tungsten	0.33	10	0.16	ug/L	J	B	1	6020
7440-62-2	Vanadium	6.3	20	0.30	ug/L	J		1	6020
7440-66-6	Zinc	120	20	0.50	ug/L		B	1	6020

1A-IN
INORGANIC ANALYSIS DATA SHEET
METALS - DISSOLVED

Client Sample ID: DMW3S-060911
Lab Sample ID: 240-979-8
Lab Name: TestAmerica Burlington
Job No.: 240-979-1
SDG ID.:
Matrix: Water
Date Sampled: 06/09/2011 13:30
Reporting Basis: WET
Date Received: 06/10/2011 09:30

CAS No.	Analyte	Result	RL	MDL	Units	C	Q	DIL	Method
7440-36-0	Antimony	0.35	2.0	0.073	ug/L	J	B	1	6020
7440-38-2	Arsenic	12	5.0	0.092	ug/L			1	6020
7440-39-3	Barium	130	5.0	0.42	ug/L			1	6020
7440-41-7	Beryllium	1.0	1.0	0.092	ug/L	U		1	6020
7440-43-9	Cadmium	1.0	1.0	0.046	ug/L	U		1	6020
7440-47-3	Chromium	1.6	2.0	0.11	ug/L	J	B	1	6020
7440-48-4	Cobalt	0.98	1.0	0.049	ug/L	J	B	1	6020
7440-50-8	Copper	0.31	2.0	0.23	ug/L	J		1	6020
7439-92-1	Lead	0.27	1.0	0.024	ug/L	J	B	1	6020
7439-98-7	Molybdenum	11	2.0	0.42	ug/L			1	6020
7440-02-0	Nickel	2.0	2.0	0.63	ug/L			1	6020
7782-49-2	Selenium	4.7	5.0	0.32	ug/L	J		1	6020
7440-22-4	Silver	1.0	1.0	0.014	ug/L	U		1	6020
7440-28-0	Thallium	0.26	2.0	0.079	ug/L	J	B	1	6020
7440-33-7	Tungsten	29	10	0.16	ug/L		B	1	6020
7440-62-2	Vanadium	2.1	20	0.30	ug/L	J		1	6020
7440-66-6	Zinc	20	20	0.50	ug/L	U		1	6020

1A-IN
INORGANIC ANALYSIS DATA SHEET
METALS - DISSOLVED

Client Sample ID: MW11I-060911
Lab Sample ID: 240-979-6
Lab Name: TestAmerica Burlington
Job No.: 240-979-1
SDG ID.:
Matrix: Water
Date Sampled: 06/09/2011 14:40
Reporting Basis: WET
Date Received: 06/10/2011 09:30

CAS No.	Analyte	Result	RL	MDL	Units	C	Q	DIL	Method
7440-36-0	Antimony	0.14	2.0	0.073	ug/L	J	B	1	6020
7440-38-2	Arsenic	5.0	5.0	0.092	ug/L	U		1	6020
7440-39-3	Barium	3.1	5.0	0.42	ug/L	J		1	6020
7440-41-7	Beryllium	1.0	1.0	0.092	ug/L	U		1	6020
7440-43-9	Cadmium	1.0	1.0	0.046	ug/L	U		1	6020
7440-47-3	Chromium	0.41	2.0	0.11	ug/L	J	B	1	6020
7440-48-4	Cobalt	1.0	1.0	0.049	ug/L		B	1	6020
7440-50-8	Copper	7.0	2.0	0.23	ug/L			1	6020
7439-92-1	Lead	0.73	1.0	0.024	ug/L	J	B	1	6020
7439-98-7	Molybdenum	2.0	2.0	0.42	ug/L	U		1	6020
7440-02-0	Nickel	1.5	2.0	0.63	ug/L	J		1	6020
7782-49-2	Selenium	5.0	5.0	0.32	ug/L	U		1	6020
7440-22-4	Silver	1.0	1.0	0.014	ug/L	U		1	6020
7440-28-0	Thallium	0.26	2.0	0.079	ug/L	J	B	1	6020
7440-33-7	Tungsten	10	10	0.16	ug/L	U		1	6020
7440-62-2	Vanadium	20	20	0.30	ug/L	U		1	6020
7440-66-6	Zinc	14	20	0.50	ug/L	J	B	1	6020

1A-IN
INORGANIC ANALYSIS DATA SHEET
METALS - DISSOLVED

Client Sample ID: MW11S-060911
Lab Sample ID: 240-979-4
Lab Name: TestAmerica Burlington
Job No.: 240-979-1
SDG ID.:
Matrix: Water
Date Sampled: 06/09/2011 11:50
Reporting Basis: WET
Date Received: 06/10/2011 09:30

CAS No.	Analyte	Result	RL	MDL	Units	C	Q	DIL	Method
7440-36-0	Antimony	0.22	2.0	0.073	ug/L	J	B	1	6020
7440-38-2	Arsenic	2.8	5.0	0.092	ug/L	J		1	6020
7440-39-3	Barium	46	5.0	0.42	ug/L			1	6020
7440-41-7	Beryllium	1.0	1.0	0.092	ug/L	U		1	6020
7440-43-9	Cadmium	1.0	1.0	0.046	ug/L	U		1	6020
7440-47-3	Chromium	0.79	2.0	0.11	ug/L	J	B	1	6020
7440-48-4	Cobalt	11	1.0	0.049	ug/L		B	1	6020
7440-50-8	Copper	0.47	2.0	0.23	ug/L	J		1	6020
7439-92-1	Lead	0.21	1.0	0.024	ug/L	J	B	1	6020
7439-98-7	Molybdenum	2.0	2.0	0.42	ug/L	U		1	6020
7440-02-0	Nickel	1.9	2.0	0.63	ug/L	J		1	6020
7782-49-2	Selenium	5.0	5.0	0.32	ug/L	U		1	6020
7440-22-4	Silver	1.0	1.0	0.014	ug/L	U		1	6020
7440-28-0	Thallium	0.26	2.0	0.079	ug/L	J	B	1	6020
7440-33-7	Tungsten	0.19	10	0.16	ug/L	J	B	1	6020
7440-62-2	Vanadium	20	20	0.30	ug/L	U		1	6020
7440-66-6	Zinc	15	20	0.50	ug/L	J	B	1	6020

1A-IN
INORGANIC ANALYSIS DATA SHEET
METALS - DISSOLVED

Client Sample ID: MW29D-060911 Lab Sample ID: 240-979-7

Lab Name: TestAmerica Burlington Job No.: 240-979-1

SDG ID.:

Matrix: Water Date Sampled: 06/09/2011 15:54

Reporting Basis: WET Date Received: 06/10/2011 09:30

CAS No.	Analyte	Result	RL	MDL	Units	C	Q	DIL	Method
7440-36-0	Antimony	0.13	2.0	0.073	ug/L	J	B	1	6020
7440-38-2	Arsenic	5.0	5.0	0.092	ug/L	U		1	6020
7440-39-3	Barium	4.1	5.0	0.42	ug/L	J		1	6020
7440-41-7	Beryllium	1.0	1.0	0.092	ug/L	U		1	6020
7440-43-9	Cadmium	1.0	1.0	0.046	ug/L	U		1	6020
7440-47-3	Chromium	0.54	2.0	0.11	ug/L	J	B	1	6020
7440-48-4	Cobalt	1.4	1.0	0.049	ug/L		B	1	6020
7440-50-8	Copper	1.8	2.0	0.23	ug/L	J		1	6020
7439-92-1	Lead	0.20	1.0	0.024	ug/L	J	B	1	6020
7439-98-7	Molybdenum	2.0	2.0	0.42	ug/L	U		1	6020
7440-02-0	Nickel	2.0	2.0	0.63	ug/L			1	6020
7782-49-2	Selenium	5.0	5.0	0.32	ug/L	U		1	6020
7440-22-4	Silver	1.0	1.0	0.014	ug/L	U		1	6020
7440-28-0	Thallium	0.30	2.0	0.079	ug/L	J	B	1	6020
7440-33-7	Tungsten	0.25	10	0.16	ug/L	J	B	1	6020
7440-62-2	Vanadium	20	20	0.30	ug/L	U		1	6020
7440-66-6	Zinc	8.4	20	0.50	ug/L	J	B	1	6020

1A-IN
INORGANIC ANALYSIS DATA SHEET
METALS - DISSOLVED

Client Sample ID: MW3-060911 Lab Sample ID: 240-979-5

Lab Name: TestAmerica Burlington Job No.: 240-979-1

SDG ID.:

Matrix: Water Date Sampled: 06/09/2011 11:54

Reporting Basis: WET Date Received: 06/10/2011 09:30

CAS No.	Analyte	Result	RL	MDL	Units	C	Q	DIL	Method
7440-36-0	Antimony	0.25	2.0	0.073	ug/L	J	B	1	6020
7440-38-2	Arsenic	0.70	5.0	0.092	ug/L	J		1	6020
7440-39-3	Barium	19	5.0	0.42	ug/L			1	6020
7440-41-7	Beryllium	1.0	1.0	0.092	ug/L	U		1	6020
7440-43-9	Cadmium	1.0	1.0	0.046	ug/L	U		1	6020
7440-47-3	Chromium	1.6	2.0	0.11	ug/L	J	B	1	6020
7440-48-4	Cobalt	1.0	1.0	0.049	ug/L		B	1	6020
7440-50-8	Copper	0.63	2.0	0.23	ug/L	J		1	6020
7439-92-1	Lead	0.27	1.0	0.024	ug/L	J	B	1	6020
7439-98-7	Molybdenum	2.0	2.0	0.42	ug/L	U		1	6020
7440-02-0	Nickel	1.3	2.0	0.63	ug/L	J		1	6020
7782-49-2	Selenium	5.0	5.0	0.32	ug/L	U		1	6020
7440-22-4	Silver	1.0	1.0	0.014	ug/L	U		1	6020
7440-28-0	Thallium	0.25	2.0	0.079	ug/L	J	B	1	6020
7440-33-7	Tungsten	0.46	10	0.16	ug/L	J	B	1	6020
7440-62-2	Vanadium	5.1	20	0.30	ug/L	J		1	6020
7440-66-6	Zinc	5.8	20	0.50	ug/L	J	B	1	6020

1A-IN
INORGANIC ANALYSIS DATA SHEET
METALS - DISSOLVED

Client Sample ID: MW34I-060911 Lab Sample ID: 240-979-3

Lab Name: TestAmerica Burlington Job No.: 240-979-1

SDG ID.:

Matrix: Water Date Sampled: 06/09/2011 12:40

Reporting Basis: WET Date Received: 06/10/2011 09:30

CAS No.	Analyte	Result	RL	MDL	Units	C	Q	DIL	Method
7440-36-0	Antimony	0.13	2.0	0.073	ug/L	J	B	1	6020
7440-38-2	Arsenic	0.59	5.0	0.092	ug/L	J		1	6020
7440-39-3	Barium	61	5.0	0.42	ug/L			1	6020
7440-41-7	Beryllium	2.4	1.0	0.092	ug/L			1	6020
7440-43-9	Cadmium	1.0	1.0	0.046	ug/L	U		1	6020
7440-47-3	Chromium	0.79	2.0	0.11	ug/L	J	B	1	6020
7440-48-4	Cobalt	220	1.0	0.049	ug/L		B	1	6020
7440-50-8	Copper	3.9	2.0	0.23	ug/L			1	6020
7439-92-1	Lead	0.27	1.0	0.024	ug/L	J	B	1	6020
7439-98-7	Molybdenum	2.0	2.0	0.42	ug/L	U		1	6020
7440-02-0	Nickel	310	2.0	0.63	ug/L			1	6020
7782-49-2	Selenium	5.0	5.0	0.32	ug/L	U		1	6020
7440-22-4	Silver	1.0	1.0	0.014	ug/L	U		1	6020
7440-28-0	Thallium	0.31	2.0	0.079	ug/L	J	B	1	6020
7440-33-7	Tungsten	0.21	10	0.16	ug/L	J	B	1	6020
7440-62-2	Vanadium	20	20	0.30	ug/L	U		1	6020
7440-66-6	Zinc	410	20	0.50	ug/L		B	1	6020

1A-IN
INORGANIC ANALYSIS DATA SHEET
METALS - DISSOLVED

Client Sample ID: MW34S-060911
Lab Sample ID: 240-979-2
Lab Name: TestAmerica Burlington
Job No.: 240-979-1
SDG ID.:
Matrix: Water
Date Sampled: 06/09/2011 11:05
Reporting Basis: WET
Date Received: 06/10/2011 09:30

CAS No.	Analyte	Result	RL	MDL	Units	C	Q	DIL	Method
7440-36-0	Antimony	0.15	2.0	0.073	ug/L	J	B	1	6020
7440-38-2	Arsenic	1.3	5.0	0.092	ug/L	J		1	6020
7440-39-3	Barium	68	5.0	0.42	ug/L			1	6020
7440-41-7	Beryllium	0.46	1.0	0.092	ug/L	J		1	6020
7440-43-9	Cadmium	1.0	1.0	0.046	ug/L	U		1	6020
7440-47-3	Chromium	0.93	2.0	0.11	ug/L	J	B	1	6020
7440-48-4	Cobalt	96	1.0	0.049	ug/L		B	1	6020
7440-50-8	Copper	0.50	2.0	0.23	ug/L	J		1	6020
7439-92-1	Lead	0.21	1.0	0.024	ug/L	J	B	1	6020
7439-98-7	Molybdenum	2.0	2.0	0.42	ug/L	U		1	6020
7440-02-0	Nickel	130	2.0	0.63	ug/L			1	6020
7782-49-2	Selenium	5.0	5.0	0.32	ug/L	U		1	6020
7440-22-4	Silver	1.0	1.0	0.014	ug/L	U		1	6020
7440-28-0	Thallium	0.29	2.0	0.079	ug/L	J	B	1	6020
7440-33-7	Tungsten	0.30	10	0.16	ug/L	J	B	1	6020
7440-62-2	Vanadium	5.6	20	0.30	ug/L	J		1	6020
7440-66-6	Zinc	120	20	0.50	ug/L		B	1	6020

1A-IN
INORGANIC ANALYSIS DATA SHEET
METALS

Client Sample ID: DMW3S-060911
Lab Sample ID: 240-979-8
Lab Name: TestAmerica North Canton
Job No.: 240-979-1
SDG ID.:
Matrix: Water
Date Sampled: 06/09/2011 13:30
Reporting Basis: WET
Date Received: 06/10/2011 09:30

CAS No.	Analyte	Result	RL	MDL	Units	C	Q	DIL	Method
7439-97-6	Mercury	0.20	0.20	0.12	ug/L	U		1	7470A

1A-IN
INORGANIC ANALYSIS DATA SHEET
METALS

Client Sample ID: MW11I-060911 Lab Sample ID: 240-979-6

Lab Name: TestAmerica North Canton Job No.: 240-979-1

SDG ID.:

Matrix: Water Date Sampled: 06/09/2011 14:40

Reporting Basis: WET Date Received: 06/10/2011 09:30

CAS No.	Analyte	Result	RL	MDL	Units	C	Q	DIL	Method
7439-97-6	Mercury	0.83	0.20	0.12	ug/L			1	7470A

1A-IN
INORGANIC ANALYSIS DATA SHEET
METALS

Client Sample ID: MW11S-060911
Lab Sample ID: 240-979-4
Lab Name: TestAmerica North Canton
Job No.: 240-979-1
SDG ID.:
Matrix: Water
Date Sampled: 06/09/2011 11:50
Reporting Basis: WET
Date Received: 06/10/2011 09:30

CAS No.	Analyte	Result	RL	MDL	Units	C	Q	DIL	Method
7439-97-6	Mercury	0.20	0.20	0.12	ug/L		U	1	7470A

1A-IN
INORGANIC ANALYSIS DATA SHEET
METALS

Client Sample ID: MW29D-060911 Lab Sample ID: 240-979-7

Lab Name: TestAmerica North Canton Job No.: 240-979-1

SDG ID.:

Matrix: Water Date Sampled: 06/09/2011 15:54

Reporting Basis: WET Date Received: 06/10/2011 09:30

CAS No.	Analyte	Result	RL	MDL	Units	C	Q	DIL	Method
7439-97-6	Mercury	0.20	0.20	0.12	ug/L		U	1	7470A

1A-IN
INORGANIC ANALYSIS DATA SHEET
METALS

Client Sample ID: MW3-060911
Lab Sample ID: 240-979-5
Lab Name: TestAmerica North Canton
Job No.: 240-979-1
SDG ID.:
Matrix: Water
Date Sampled: 06/09/2011 11:54
Reporting Basis: WET
Date Received: 06/10/2011 09:30

CAS No.	Analyte	Result	RL	MDL	Units	C	Q	DIL	Method
7439-97-6	Mercury	0.20	0.20	0.12	ug/L	U		1	7470A

1A-IN
INORGANIC ANALYSIS DATA SHEET
METALS

Client Sample ID: MW34I-060911 Lab Sample ID: 240-979-3

Lab Name: TestAmerica North Canton Job No.: 240-979-1

SDG ID.:

Matrix: Water Date Sampled: 06/09/2011 12:40

Reporting Basis: WET Date Received: 06/10/2011 09:30

CAS No.	Analyte	Result	RL	MDL	Units	C	Q	DIL	Method
7439-97-6	Mercury	0.20	0.20	0.12	ug/L	U		1	7470A

1A-IN
INORGANIC ANALYSIS DATA SHEET
METALS

Client Sample ID: MW34S-060911
Lab Sample ID: 240-979-2
Lab Name: TestAmerica North Canton
Job No.: 240-979-1
SDG ID.:
Matrix: Water
Date Sampled: 06/09/2011 11:05
Reporting Basis: WET
Date Received: 06/10/2011 09:30

CAS No.	Analyte	Result	RL	MDL	Units	C	Q	DIL	Method
7439-97-6	Mercury	0.20	0.20	0.12	ug/L	U		1	7470A

1A-IN
INORGANIC ANALYSIS DATA SHEET
METALS - DISSOLVED

Client Sample ID: DMW3S-060911
Lab Sample ID: 240-979-8
Lab Name: TestAmerica North Canton
Job No.: 240-979-1
SDG ID.:
Matrix: Water
Date Sampled: 06/09/2011 13:30
Reporting Basis: WET
Date Received: 06/10/2011 09:30

CAS No.	Analyte	Result	RL	MDL	Units	C	Q	DIL	Method
7439-97-6	Mercury	0.20	0.20	0.12	ug/L	U		1	7470A

1A-IN
INORGANIC ANALYSIS DATA SHEET
METALS - DISSOLVED

Client Sample ID: MW11I-060911
Lab Sample ID: 240-979-6
Lab Name: TestAmerica North Canton
Job No.: 240-979-1
SDG ID.:
Matrix: Water
Date Sampled: 06/09/2011 14:40
Reporting Basis: WET
Date Received: 06/10/2011 09:30

CAS No.	Analyte	Result	RL	MDL	Units	C	Q	DIL	Method
7439-97-6	Mercury	0.20	0.20	0.12	ug/L	U		1	7470A

1A-IN
INORGANIC ANALYSIS DATA SHEET
METALS - DISSOLVED

Client Sample ID: MW11S-060911
Lab Sample ID: 240-979-4
Lab Name: TestAmerica North Canton
Job No.: 240-979-1
SDG ID.:
Matrix: Water
Date Sampled: 06/09/2011 11:50
Reporting Basis: WET
Date Received: 06/10/2011 09:30

CAS No.	Analyte	Result	RL	MDL	Units	C	Q	DIL	Method
7439-97-6	Mercury	0.20	0.20	0.12	ug/L	U		1	7470A

1A-IN
INORGANIC ANALYSIS DATA SHEET
METALS - DISSOLVED

Client Sample ID: MW29D-060911 | Lab Sample ID: 240-979-7

Lab Name: TestAmerica North Canton | Job No.: 240-979-1

SDG ID.:

Matrix: Water | Date Sampled: 06/09/2011 15:54

Reporting Basis: WET | Date Received: 06/10/2011 09:30

CAS No.	Analyte	Result	RL	MDL	Units	C	Q	DIL	Method
7439-97-6	Mercury	0.20	0.20	0.12	ug/L	U		1	7470A

1A-IN
INORGANIC ANALYSIS DATA SHEET
METALS - DISSOLVED

Client Sample ID: MW3-060911 Lab Sample ID: 240-979-5

Lab Name: TestAmerica North Canton Job No.: 240-979-1

SDG ID.:

Matrix: Water Date Sampled: 06/09/2011 11:54

Reporting Basis: WET Date Received: 06/10/2011 09:30

CAS No.	Analyte	Result	RL	MDL	Units	C	Q	DIL	Method
7439-97-6	Mercury	0.20	0.20	0.12	ug/L	U		1	7470A

1A-IN
INORGANIC ANALYSIS DATA SHEET
METALS - DISSOLVED

Client Sample ID: MW34I-060911 Lab Sample ID: 240-979-3

Lab Name: TestAmerica North Canton Job No.: 240-979-1

SDG ID.:

Matrix: Water Date Sampled: 06/09/2011 12:40

Reporting Basis: WET Date Received: 06/10/2011 09:30

CAS No.	Analyte	Result	RL	MDL	Units	C	Q	DIL	Method
7439-97-6	Mercury	0.20	0.20	0.12	ug/L	U		1	7470A

1A-IN
INORGANIC ANALYSIS DATA SHEET
METALS - DISSOLVED

Client Sample ID: MW34S-060911
Lab Sample ID: 240-979-2
Lab Name: TestAmerica North Canton
Job No.: 240-979-1
SDG ID.:
Matrix: Water
Date Sampled: 06/09/2011 11:05
Reporting Basis: WET
Date Received: 06/10/2011 09:30

CAS No.	Analyte	Result	RL	MDL	Units	C	Q	DIL	Method
7439-97-6	Mercury	0.20	0.20	0.12	ug/L	U		1	7470A

1B-IN
INORGANIC ANALYSIS DATA SHEET
GENERAL CHEMISTRY

Client Sample ID: MW11S-060911
Lab Sample ID: 240-979-4

Lab Name: TestAmerica North Canton
Job No.: 240-979-1

SDG ID.:

Matrix: Water
Date Sampled: 06/09/2011 11:50

Reporting Basis: WET
Date Received: 06/10/2011 09:30

CAS No.	Analyte	Result	RL	MDL	Units	C	Q	DIL	Method
	Alkalinity	160	5.0	2.7	mg/L			1	310.1
	Total Dissolved Solids	510	10	7.4	mg/L			1	160.1
16887-00-6	Chloride	49	1.0	0.10	mg/L			1	300.0
14797-65-0	Nitrite as N	0.10	0.10	0.012	mg/L	U		1	300.0
14797-55-8	Nitrate as N	0.10	0.10	0.023	mg/L	U		1	300.0
14265-44-2	Orthophosphate	0.50	0.50	0.044	mg/L	U		1	300.0
14808-79-8	Sulfate	130	1.0	0.12	mg/L			1	300.0
7664-41-7	Ammonia (as N)	0.91	0.20	0.035	mg/L		B	1	350.3

1B-IN
INORGANIC ANALYSIS DATA SHEET
GENERAL CHEMISTRY - DISSOLVED

Client Sample ID: MW11S-060911 Lab Sample ID: 240-979-4

Lab Name: TestAmerica North Canton Job No.: 240-979-1

SDG ID.:

Matrix: Water Date Sampled: 06/09/2011 11:50

Reporting Basis: WET Date Received: 06/10/2011 09:30

CAS No.	Analyte	Result	RL	MDL	Units	C	Q	DIL	Method
7440-44-0	Dissolved Organic Carbon	11	1.0	0.24	mg/L			1	9060

TestAmerica North Canton

Client Sample ID: DMW3S-060911

General Chemistry

Lot-Sample #...: G1F140471-007 Work Order #...: MJ71P Matrix.....: WATER
Date Sampled...: 06/09/11 Date Received..: 06/14/11

PARAMETER	RESULT	RL	UNITS	METHOD	PREPARATION-ANALYSIS DATE	PREP BATCH #
Perchlorate	ND G	10.0	ug/L	MCAWW 314.0	06/28/11	1180046
	Dilution Factor: 10			MDL.....: 3.6		

NOTE(S):

RL Reporting Limit

G Elevated reporting limit. The reporting limit is elevated due to matrix interference.

TestAmerica North Canton

Client Sample ID: MW11I-060911

General Chemistry

Lot-Sample #...: G1F140471-005 Work Order #...: MJ71M Matrix.....: WATER
Date Sampled...: 06/09/11 Date Received..: 06/14/11

PARAMETER	RESULT	RL	UNITS	METHOD	PREPARATION-ANALYSIS DATE	PREP BATCH #
Perchlorate	ND	1.0	ug/L	MCAWW 314.0	06/24/11	1179144

Dilution Factor: 1 MDL.....: 0.36

TestAmerica North Canton

Client Sample ID: MW11S-060911

General Chemistry

Lot-Sample #...: G1F140471-003 Work Order #...: MJ71K Matrix.....: WATER
Date Sampled...: 06/09/11 Date Received..: 06/14/11

PARAMETER	RESULT	RL	UNITS	METHOD	PREPARATION-ANALYSIS DATE	PREP BATCH #
Perchlorate	ND G	2.0	ug/L	MCAWW 314.0	06/28/11	1180046
	Dilution Factor: 2			MDL.....: 0.72		

NOTE(S):

RL Reporting Limit

G Elevated reporting limit. The reporting limit is elevated due to matrix interference.

TestAmerica North Canton

Client Sample ID: MW29D-060911

General Chemistry

Lot-Sample #...: G1F140471-006 Work Order #...: MJ71N Matrix.....: WATER
Date Sampled...: 06/09/11 Date Received..: 06/14/11

PARAMETER	RESULT	RL	UNITS	METHOD	PREPARATION-ANALYSIS DATE	PREP BATCH #
Perchlorate	ND	1.0	ug/L	MCAWW 314.0	06/24/11	1179144

Dilution Factor: 1 MDL.....: 0.36

TestAmerica North Canton

Client Sample ID: MW3-060911

General Chemistry

Lot-Sample #...: G1F140471-004 Work Order #...: MJ71L Matrix.....: WATER
Date Sampled...: 06/09/11 Date Received..: 06/14/11

PARAMETER	RESULT	RL	UNITS	METHOD	PREPARATION-ANALYSIS DATE	PREP BATCH #
Perchlorate	ND	1.0	ug/L	MCAWW 314.0	06/24/11	1179144
	Dilution Factor: 1			MDL.....: 0.36		

TestAmerica North Canton

Client Sample ID: MW34I-060911

General Chemistry

Lot-Sample #...: G1F140471-002 Work Order #...: MJ71H Matrix.....: WATER
Date Sampled...: 06/09/11 Date Received..: 06/14/11

PARAMETER	RESULT	RL	UNITS	METHOD	PREPARATION-ANALYSIS DATE	PREP BATCH #
Perchlorate	ND	1.0	ug/L	MCAWW 314.0	06/24/11	1179144

Dilution Factor: 1 MDL.....: 0.36

TestAmerica North Canton

Client Sample ID: MW34S-060911

General Chemistry

Lot-Sample #...: G1F140471-001 Work Order #...: MJ71G Matrix.....: WATER
Date Sampled...: 06/09/11 Date Received..: 06/14/11

PARAMETER	RESULT	RL	UNITS	METHOD	PREPARATION-ANALYSIS DATE	PREP BATCH #
Perchlorate	ND	1.0	ug/L	MCAWW 314.0	06/24/11	1179144

Dilution Factor: 1 MDL.....: 0.36

APPENDIX C

SUPPORT DOCUMENTATION

Chain of Custody Record

TestAmerica
THE LEADER IN ENVIRONMENTAL TESTING

TestAmerica Laboratory location: _____
Regulatory program: ☐ DW ☐ NPDES ☐ RCRA ☐ Other _____

TestAmerica Laboratories, Inc.

Client Contact				
Company Name: Tetra Tech NUS	Client Project Manager: Tony Apanavage	Site Contact: Walt Payne	Lab Contact: Pat O'meara	COC No: 010598
Address: 20251 Century Blvd	Telephone: 301 528-3021	Telephone: 301 991-3914	Telephone: 330 497-9396	1 of 1 COCs
City/State/Zip: Germantown MD 20874	Email:	Analysis Turnaround Time (in BUS days)		For lab use only
Phone: (301) 528-3021		TAT if different from below _____ ☐ 3 weeks ☐ 2 weeks ☐ 1 week ☐ 2 days ☐ 1 day		Walk-in client ☐ Lab pickup ☐ Lab sampling ☐ Job/SDG No.
Project Name: MSA Groundwater Sampling	Method of Shipment/Carrier: Fed EX			
Project Number: 112IC03292-02	Shipping/Tracking No:			
PO#				

Analyses

Sample Identification	Sample Date	Sample Time	Matrix: Air	Aqueous	Sediment	Solid	Other:	Containers & Preservatives: H2SO4	HNO3	HCl	NaOH	ZnAc/NaOH	Unpres	Other:	Filtered Sample (Y/N)	Composite-C/Grab-G	VOCs	Total PPM	Diss PPM (metals)	1,4 Dioxane	Perchlorate	Gas / Dao	Ra 224, 226, 228	Ammonia	Alk, TDS, Anions	DOC	MEE	Sample Specific Notes / Special Instructions:
TB-060911	6-9-11	—		X						2					N	G												Hal Acid
MW34S-060911		1105		X					X	X			X				X	X	X	X	X	X						
MW34I-060911		1240		X					X	X			X				X	X	X	X	X							
MW11S-060911		1150		X				X	X	X			X				X	X	X	X	X	X		X	X	X	X	
MW3-060911		1154		X					X	X			X				X	X	X	X	X	X	X					
MW11I-060911		1440		X					X	X			X				X	X	X	X	X							
MW29D-060911		1554		X					X	X			X				X	X	X	X	X		X					
~~DMW3S-060911~~		~~1154~~		~~X~~					~~5~~	~~3~~			~~3~~															
DMW3S-060911		1330		X					X	X			X				X	X	X	X	X	X						X

Possible Hazard Identification
☐ Non-Hazard ☐ Flammable ☐ Skin Irritant ☐ Poison B ☐ Unknown

Sample Disposal (A fee may be assessed if samples are retained longer than 1 month)
☐ Return to Client ☐ Disposal By Lab ☐ Archive For _____ Months

Special Instructions/QC Requirements & Comments:

Relinquished by:	Company:	Date/Time:	Received by:	Company:	Date/Time:
Walt Payne	Tetra	6-9-11	William R. [signature]	TA Inc	06/09/11 17:10
M Hockey	TEST AMERICA	6-9-11 1808			
			Received in Laboratory by: [signature]	TAL	6-10-11 0930

©2006, TestAmerica Laboratories, Inc. All rights reserved.
TestAmerica & Design ™ are trademarks of TestAmerica Laboratories, Inc.

TAL 0018-1 (04/10)

CASE NARRATIVE

Client: Tetra Tech NUS Inc

Project: MSA GW 2011

Report Number: 240-979-1

With the exceptions noted as flags or footnotes, standard analytical protocols were followed in the analysis of the samples and no problems were encountered or anomalies observed. In addition all laboratory quality control samples were within established control limits, with any exceptions noted below. Each sample was analyzed to achieve the lowest possible reporting limit within the constraints of the method. In some cases, due to interference or analytes present at high concentrations, samples were diluted. For diluted samples, the reporting limits are adjusted relative to the dilution required.

TestAmerica North Canton attests to the validity of the laboratory data generated by TestAmerica facilities reported herein. All analyses performed by TestAmerica facilities were done using established laboratory SOPs that incorporate QA/QC procedures described in the application methods. TestAmerica's operations groups have reviewed the data for compliance with the laboratory QA/QC plan, and data have been found to be compliant with laboratory protocols unless otherwise noted below.

The test results in this report meet all NELAP requirements for parameters for which accreditation is required or available. Any exceptions to NELAP requirements are noted in this report. Pursuant to NELAP, this report may not be reproduced, except in full, without the written approval of the laboratory.

Calculations are performed before rounding to avoid round-off errors in calculated results.

All holding times were met and proper preservation noted for the methods performed on these samples, unless otherwise detailed in the individual sections below.

All solid sample results are reported on an "as received" basis unless otherwise indicated by the presence of a % solids value in the method header.

This laboratory report is confidential and is intended for the sole use of TestAmerica and its client.

RECEIPT

The samples were received on 06/10/2011; the samples were on ice. The temperature of the coolers at receipt was 0.8, 1.3, 1.5, and 2.0 C.

Sample DMW3S-060911 (240-979-8) [container J - submitted for metals analysis] was received out of proper pH range, and preservation was adjusted upon receipt at the laboratory . Sample pH was adjusted from pH 5 upon receipt to pH 0 by addition of Nitric acid from lot ME70%HNO3_00003. Regulatory documents require a 24-hour waiting period from the time of the addition of the acid preservative to the time of digestion.

Original client label for sample MW34I-060911 lists a collection time of 12:45. Sample was logged with a collection time of 12:40 per the sampling time recorded on the COC. The discrepancy was not narrated on the cooler receipt checklist.

All other samples were received in good condition within temperature requirements.

Multiple TestAmerica laboratories were used to support this project. Narratives for TestAmerica Richland (Radiological) and West Sacramento (Perchlorate) are provided in their respective reports in the Subcontract section of this report. TestAmerica Savannah's narrative information is incorporated herein. See the Method Summary for additional information.

VOLATILE ORGANIC COMPOUNDS (GC-MS)

Samples TB-060911 (240-979-1), MW34S-060911 (240-979-2), MW34I-060911 (240-979-3), MW11S-060911 (240-979-4), MW3-060911 (240-979-5), MW11I-060911 (240-979-6), MW29D-060911 (240-979-7) and DMW3S-060911 (240-979-8) were analyzed for volatile organic compounds (GC-MS) in accordance with EPA SW-846 Method 8260B. The samples were analyzed on 06/22/2011 and 06/23/2011.

1,2,3-Trichlorobenzene and Naphthalene were detected in method blank MB 240-5551/5 at levels that were above the method detection limit but below the reporting limit. The values should be considered estimates, and have been flagged "J". If the associated sample reported a result above the MDL and/or RL, the result has been "B" flagged.

1,2,3-Trichlorobenzene and Methylene Chloride were detected in method blank MB 240-5643/5 at levels that were above the method detection limit but below the reporting limit. The values should be considered estimates, and have been flagged "J". If the associated

sample reported a result above the MDL and/or RL, the result has been "B" flagged.

1,2,3-Trichlorobenzene and Naphthalene were detected in method blank MB 240-5731/5 at levels that were above the method detection limit but below the reporting limit. The values should be considered estimates, and have been flagged "J". If the associated sample reported a result above the MDL and/or RL, the result has been "B" flagged. Refer to the QC report for details.

Trichlorofluoromethane failed the recovery criteria high for LCS 240-5551/4 and LCS 240-5731/4. Trichlorofluoromethane has been identified as a poor performing analyte when analyzed using this method; therefore, re-extraction/re-analysis was not performed. Refer to the QC report for details.

2-Chloroethyl vinyl ether failed the recovery criteria low for the MS and MDS of sample MW11I-060911 (240-979-6) in batch 240-5643.

Trichlorofluoromethane failed the recovery criteria high for the MS and MSD of sample DMW3S-060911 (240-979-8) in batch 240-5731. Bromomethane exceeded the rpd limit in the MSD.

Refer to the QC report for details.

Samples MW11S-060911 (240-979-4)[833X] and DMW3S-060911 (240-979-8)[100X] required dilution prior to analysis. The reporting limits have been adjusted accordingly.

No other difficulties were encountered during the volatiles analyses. All other quality control parameters were within the acceptance limits.

SEMIVOLATILE ORGANIC COMPOUNDS (GC-MS)

Samples MW34S-060911 (240-979-2), MW34I-060911 (240-979-3), MW11S-060911 (240-979-4), MW3-060911 (240-979-5), MW11I-060911 (240-979-6), MW29D-060911 (240-979-7) and DMW3S-060911 (240-979-8) were analyzed for semivolatile organic compounds (GC-MS) in accordance with EPA SW-846 Method 8270C. The samples were analyzed on 06/28/2011.

Surrogates are added during the extraction process prior to dilution. When the sample is diluted, surrogate recoveries are diluted out and no corrective action is required.

6 surrogates are used for this analysis. The laboratory's SOP allows 1 surrogate per fraction to be outside acceptance criteria without performing re-extraction/re-analysis.

- Terphenyl-d14 (Surr) failed the surrogate recovery criteria low for MW3-060911 (240-979-5).
- Nitrobenzene-d5 (Surr) failed the surrogate recovery criteria low for DMW3S-060911 (240-979-8).

These results have been reported and qualified. Refer to the QC report for details.

Sample DMW3S-060911 (240-979-8)[13X] required dilution prior to analysis. The reporting limits have been adjusted accordingly.

No other difficulties were encountered during the semivolatiles analyses. All other quality control parameters were within the acceptance limits.

GAS RANGE ORGANICS

Samples MW34S-060911 (240-979-2), MW11S-060911 (240-979-4), MW3-060911 (240-979-5) and DMW3S-060911 (240-979-8) were analyzed for gas range organics in accordance with EPA SW-846 Method 8015B - GRO. The samples were analyzed on 06/23/2011 and 06/24/2011.

GRO (C6-C10) was detected in method blank MB 240-5822/23 at a level exceeding the reporting limit. If the associated sample reported a result above the MDL and/or RL, the result has been "B" flagged. Refer to the QC report for details.

Samples MW3-060911 (240-979-5) and DMW3S-060911 (240-979-8) were analyzed outside of analytical holding time due to instrument failures and capacity issues.

No other difficulties were encountered during the GRO analyses. All other quality control parameters were within the acceptance limits.

DISSOLVED GASES

Sample MW11S-060911 (240-979-4) was analyzed for dissolved gases in accordance with RSK_175. The sample was analyzed on 06/14/2011.

No difficulties were encountered during the dissolved gases analysis. All quality control parameters were within the acceptance limits.

HALOACETIC ACIDS (HAAS)

Sample DMW3S-060911 (240-979-8) was analyzed for Haloacetic Acids (HAAs) in accordance with 552.2. The sample was analyzed on 06/16/2011.

Monochloroacetic acid failed the recovery criteria high for the MS of sample 680-69299-1 in batch 680-206226.

Monobromoacetic acid and Monochloroacetic acid failed the recovery criteria high for the MSD of sample 680-69299-1 in batch 680-206226.

Refer to the QC report for details.

No other difficulties were encountered during the Haloacetic Acids (HAAs) analysis. All other quality control parameters were within the acceptance limits.

DIESEL RANGE ORGANICS (DRO)

Samples MW34S-060911 (240-979-2), MW11S-060911 (240-979-4), MW3-060911 (240-979-5) and DMW3S-060911 (240-979-8) were analyzed for Diesel Range Organics (DRO) in accordance with EPA Method 8015B. The samples were analyzed on 06/15/2011.

Surrogates are added during the extraction process prior to dilution. When the sample dilution is 5X or greater, surrogate recoveries are diluted out and no corrective action is required.

There was no client requested matrix spike/matrix spike duplicate (MS/MSD) for batch 4419.

No difficulties were encountered during the Diesel Range Organics (DRO) analyses. All quality control parameters were within the acceptance limits.

METALS (ICPMS)

Samples MW34S-060911 (240-979-2), MW34I-060911 (240-979-3), MW11S-060911 (240-979-4), MW3-060911 (240-979-5), MW11I-060911 (240-979-6), MW29D-060911 (240-979-7) and DMW3S-060911 (240-979-8) were analyzed for metals (ICPMS) in accordance with EPA SW-846 Method 6020. The samples were analyzed on 07/17/2011.

Internal standard response for CCV 200-21644/46 exceeded the upper control limit for Tb. As such, the sample results may be biased low. All samples internal standards pass.

Several analytes were detected in method blank MB 200-20832/1-A at levels that were above the method detection limit but below the reporting limit. The values should be considered estimates, and have been flagged "J". If the associated sample reported a result above the MDL and/or RL, the result has been "B" flagged. Refer to the QC report for details.

The matrix spike / matrix spike duplicate (MS/MSD) recoveries for batch 21644 were low for Zn. The associated laboratory control sample (LCS) recovery met acceptance criteria.

The post digestion spike % recovery for Zn was outside of control limits.

The closing CCV for samples (240-979-6 PDS), (240-979-6 SD), DMW3S-060911 (240-979-8), MW11I-060911 (240-979-6 DU), MW11I-060911 (240-979-6 MS), MW11I-060911 (240-979-6 MSD), MW29D-060911 (240-979-7) had elevated recovery for the internal standard Tb @121% resulting in a slight negative correction of the W recovery. The W recovery for the CCV was 99%. The data was reported with the CCV internal standard failure.

The internal standard Terbium (Tb) for the closing CCV associated with samples (240-979-6 PDS), (240-979-6 SD), DMW3S-060911 (240-979-8), MW11I-060911 (240-979-6 DU), MW11I-060911 (240-979-6 MS), MW11I-060911 (240-979-6 MSD), MW29D-060911 (240-979-7) was elevated at 121% recovery. The internal standard was associated to tungsten results. The CCV recovery for tungsten was 99%. The samples results were reported with the CCV internal standard failure.

No other difficulties were encountered during the metals analyses. All other quality control parameters were within the acceptance limits.

DISSOLVED MERCURY (CVAA)

Samples MW34S-060911 (240-979-2), MW34I-060911 (240-979-3), MW11S-060911 (240-979-4), MW3-060911 (240-979-5), MW11I-060911 (240-979-6), MW29D-060911 (240-979-7) and DMW3S-060911 (240-979-8) were analyzed for dissolved mercury (CVAA) in accordance with EPA SW-846 Methods 7470A. The samples were analyzed on 06/28/2011.

No difficulties were encountered during the mercury analyses. All quality control parameters were within the acceptance limits.

TOTAL MERCURY

Samples MW34S-060911 (240-979-2), MW34I-060911 (240-979-3), MW11S-060911 (240-979-4), MW3-060911 (240-979-5), MW11I-060911 (240-979-6), MW29D-060911 (240-979-7) and DMW3S-060911 (240-979-8) were analyzed for total mercury in accordance with EPA SW-846 Methods 7470A. The samples were analyzed on 06/28/2011.

No difficulties were encountered during the mercury analyses. All quality control parameters were within the acceptance limits.

TOTAL DISSOLVED SOLIDS

Sample MW11S-060911 (240-979-4) was analyzed for total dissolved solids in accordance with EPA 160.1. The sample was analyzed on 06/13/2011.

No difficulties were encountered during the TDS analysis. All quality control parameters were within the acceptance limits.

ANIONS

Sample MW11S-060911 (240-979-4) was analyzed for anions in accordance with EPA Method 300.0. The sample was analyzed on 06/11/2011.

Orthophosphate failed the recovery criteria high for the MS of sample 240-477-3 in batch 240-4369. Refer to the QC report for details.

No other difficulties were encountered during the anions analysis. All other quality control parameters were within the acceptance limits.

ALKALINITY

Sample MW11S-060911 (240-979-4) was analyzed for alkalinity in accordance with EPA Method 310.1. The sample was analyzed on 06/23/2011.

No difficulties were encountered during the alkalinity analysis. All quality control parameters were within the acceptance limits.

AMMONIA

Sample MW11S-060911 (240-979-4) was analyzed for ammonia in accordance with EPA METHOD 350.3. The sample was analyzed on 06/21/2011.

Ammonia (as N) was detected in method blank MB 240-5575/7 at a level that was above the method detection limit but below the reporting limit. The value should be considered an estimate, and has been flagged "J". If the associated sample reported a result above the MDL and/or RL, the result has been "B" flagged. Refer to the QC report for details.

No other difficulties were encountered during the ammonia analysis. All other quality control parameters were within the acceptance limits.

DISSOLVED ORGANIC CARBON

Sample MW11S-060911 (240-979-4) was analyzed for dissolved organic carbon in accordance with EPA SW-846 Method 9060. The sample was analyzed on 06/14/2011.

No difficulties were encountered during the DOC analysis. All quality control parameters were within the acceptance limits.

TestAmerica Cooler Receipt Form/Narrative **Lot Number:** 979
North Canton Facility

Client Tetra tech Project MSA By: [signature] (Signature)
Cooler Received on 6-10-11 Opened on 6-10-11
FedEx ☑ UPS ☐ DHL ☐ FAS ☐ Stetson ☐ Client Drop Off ☐ TestAmerica Courier ☐ Other _____
TestAmerica Cooler # _____ Multiple Coolers ☑ Foam Box ☐ Client Cooler ☐ Other _____

1. Were custody seals on the outside of the cooler(s)? Yes ☑ No ☐ Intact? Yes ☑ No ☐ NA ☐
   If YES, Quantity 4 Quantity Unsalvageable _____
   Were custody seals on the outside of cooler(s) signed and dated? Yes ☑ No ☐ NA ☐
   Were custody seals on the bottle(s)? Yes ☐ No ☑
   If YES, are there any exceptions? _____
2. Shippers' packing slip attached to the cooler(s)? Yes ☑ No ☐
3. Did custody papers accompany the sample(s)? Yes ☑ No ☐ Relinquished by client? Yes ☑ No ☐
4. Were the custody papers signed in the appropriate place? Yes ☑ No ☐
5. Packing material used: Bubble Wrap ☑ Foam ☐ None ☐ Other _____
6. Cooler temperature upon receipt _____ °C See back of form for multiple coolers/temps ☑
   METHOD: IR ☑ Other ☐ _____
   COOLANT: Wet Ice ☑ Blue Ice ☐ Dry Ice ☐ Water ☐ None ☐
7. Did all bottles arrive in good condition (Unbroken)? Yes ☑ No ☐
8. Could all bottle labels be reconciled with the COC? Yes ☑ No ☐
9. Were sample(s) at the correct pH upon receipt? Yes ☑ No ☐ NA ☐
10. Were correct bottle(s) used for the test(s) indicated? Yes ☑ No ☐
11. Were air bubbles >6 mm in any VOA vials? Yes ☐ No ☑ NA ☐
12. Sufficient quantity received to perform indicated analyses? Yes ☑ No ☐
13. Was a trip blank present in the cooler(s)? Yes ☑ No ☐ Were VOAs on the COC? Yes ☑ No ☐

Contacted PM _____ Date _____ by _____ via Verbal ☐ Voice Mail ☐ Other ☐
Concerning _____

14. CHAIN OF CUSTODY

The following discrepancies occurred:

15. SAMPLE CONDITION

Sample(s) _____ were received after the recommended holding time had expired.
Sample(s) _____ were received in a broken container.
Sample(s) _____ were received with bubble >6 mm in diameter. (Notify PM)

16. SAMPLE PRESERVATION

Sample(s) _____ were further preserved in Sample Receiving to meet recommended pH level(s). *Nitric Acid Lot#* 100110-HNO_3; *Sulfuric Acid Lot#* 110410-H_2SO_4; *Sodium Hydroxide Lot#* 100108 -*NaOH; Hydrochloric Acid Lot#* 092006-*HCl; Sodium Hydroxide and Zinc Acetate Lot#* 100108-$(CH_3COO)_2ZN/NaOH$. What time was preservative added to sample(s)? _____

Client ID	pH	Date	Initials
34S	<2 <2	6-10-11	[initials]
34I	<2 <2		
11S	<2 <2 <2		
3	<2 <2 <2 <2 <2		
11I	<2 <2 <2 <2 <2 <2		
29D	<2 <2 <2 <2 <2		
3S	<2 <2		

TestAmerica Cooler Receipt Form/Narrative
North Canton Facility

Client ID	pH	Date	Initials

Cooler #	Temp. °C	Method	Coolant
241.1019	2.0	IR	Ice
Not	0.8	"	"
Not	1.3	"	"
Not	1.5	"	"

Discrepancies Cont'd:

Login Sample Receipt Checklist

Client: Tetra Tech NUS Inc

Job Number: 240-979-1

Login Number: 979
List Number: 1
Creator: Sutek, Nick

List Source: TestAmerica North Canton

Question	Answer	Comment
Radioactivity either was not measured or, if measured, is at or below background	N/A	
The cooler's custody seal, if present, is intact.	True	
The cooler or samples do not appear to have been compromised or tampered with.	True	
Samples were received on ice.	True	
Cooler Temperature is acceptable.	True	
Cooler Temperature is recorded.	True	2.0, 0.8, 1.3, 1.5
COC is present.	True	
COC is filled out in ink and legible.	True	
COC is filled out with all pertinent information.	True	
Is the Field Sampler's name present on COC?	True	
There are no discrepancies between the sample IDs on the containers and the COC.	True	
Samples are received within Holding Time.	True	
Sample containers have legible labels.	True	
Containers are not broken or leaking.	True	
Sample collection date/times are provided.	True	
Appropriate sample containers are used.	True	
Sample bottles are completely filled.	True	
Sample Preservation Verified.	True	
There is sufficient vol. for all requested analyses, incl. any requested MS/MSDs	True	
VOA sample vials do not have headspace or bubble is <6mm (1/4") in diameter.	True	
Multiphasic samples are not present.	True	
Samples do not require splitting or compositing.	True	
Residual Chlorine Checked.	N/A	

Login Sample Receipt Checklist

Client: Tetra Tech NUS Inc

Job Number: 240-979-1

Login Number: 979
List Number: 1
Creator: Matot, Wade M

List Source: TestAmerica Burlington
List Creation: 07/01/11 02:51 PM

Question	Answer	Comment
Radioactivity either was not measured or, if measured, is at or below background	N/A	Lab does not accept radioactive samples.
The cooler's custody seal, if present, is intact.	True	939955, 956, 957
The cooler or samples do not appear to have been compromised or tampered with.	True	
Samples were received on ice.	N/A	Thermal preservation not required
Cooler Temperature is acceptable.	True	
Cooler Temperature is recorded.	True	22.0, 22.8, 21.9°
COC is present.	True	
COC is filled out in ink and legible.	True	
COC is filled out with all pertinent information.	True	
Is the Field Sampler's name present on COC?	N/A	Received project as a subcontract.
There are no discrepancies between the sample IDs on the containers and the COC.	True	
Samples are received within Holding Time.	True	
Sample containers have legible labels.	True	
Containers are not broken or leaking.	True	
Sample collection date/times are provided.	True	
Appropriate sample containers are used.	True	
Sample bottles are completely filled.	True	
Sample Preservation Verified.	False	Refer to Job Narrative for details.
There is sufficient vol. for all requested analyses, incl. any requested MS/MSDs	True	
VOA sample vials do not have headspace or bubble is <6mm (1/4") in diameter.	N/A	
Multiphasic samples are not present.	True	
Samples do not require splitting or compositing.	True	
Residual Chlorine Checked.	N/A	Check done at department level as required.

Login Sample Receipt Checklist

Client: Tetra Tech NUS Inc

Job Number: 240-979-1

Login Number: 979
List Number: 2
Creator: Matot, Wade M

List Source: TestAmerica Burlington
List Creation: 07/01/11 02:55 PM

Question	Answer	Comment
Radioactivity either was not measured or, if measured, is at or below background		
The cooler's custody seal, if present, is intact.		
The cooler or samples do not appear to have been compromised or tampered with.		
Samples were received on ice.		
Cooler Temperature is acceptable.		
Cooler Temperature is recorded.		
COC is present.		
COC is filled out in ink and legible.		
COC is filled out with all pertinent information.		
Is the Field Sampler's name present on COC?		
There are no discrepancies between the sample IDs on the containers and the COC.		
Samples are received within Holding Time.		
Sample containers have legible labels.		
Containers are not broken or leaking.		
Sample collection date/times are provided.		
Appropriate sample containers are used.		
Sample bottles are completely filled.		
Sample Preservation Verified.		
There is sufficient vol. for all requested analyses, incl. any requested MS/MSDs		
VOA sample vials do not have headspace or bubble is <6mm (1/4") in diameter.		
Multiphasic samples are not present.		
Samples do not require splitting or compositing.		
Residual Chlorine Checked.		

Login Sample Receipt Checklist

Client: Tetra Tech NUS Inc

Job Number: 240-979-1

Login Number: 979
List Number: 1
Creator: Barnett, Eddie T

List Source: TestAmerica Savannah
List Creation: 06/14/11 11:42 AM

Question	Answer	Comment
Radioactivity either was not measured or, if measured, is at or below background	N/A	
The cooler's custody seal, if present, is intact.	True	
The cooler or samples do not appear to have been compromised or tampered with.	True	
Samples were received on ice.	True	
Cooler Temperature is acceptable.	True	
Cooler Temperature is recorded.	True	
COC is present.	True	
COC is filled out in ink and legible.	True	
COC is filled out with all pertinent information.	True	
Is the Field Sampler's name present on COC?	N/A	
There are no discrepancies between the sample IDs on the containers and the COC.	True	
Samples are received within Holding Time.	True	
Sample containers have legible labels.	True	
Containers are not broken or leaking.	True	
Sample collection date/times are provided.	True	
Appropriate sample containers are used.	True	
Sample bottles are completely filled.	True	
Sample Preservation Verified.	N/A	
There is sufficient vol. for all requested analyses, incl. any requested MS/MSDs	True	
VOA sample vials do not have headspace or bubble is <6mm (1/4") in diameter.	N/A	
Multiphasic samples are not present.	True	
Samples do not require splitting or compositing.	True	
Residual Chlorine Checked.	N/A	

HOLDTIME

PROJ_NO C03292

SDG	SORT	UNITS	NSAMPLE	LAB_ID	QC_TYPE	SAMP_DATE	EXTR_DATE	ANAL_DATE	SMP_EXTR	EXTR_ANL	SMP_ANL
240-979-1	HG	UG/L	MW29D-060911	240-979-7	NM	06/09/2011	06/27/2011	06/28/2011	18	1	19
240-979-1	HG	UG/L	MW11I-060911	240-979-6	NM	06/09/2011	06/27/2011	06/28/2011	18	1	19
240-979-1	HG	UG/L	DMW3S-060911	240-979-8	NM	06/09/2011	06/27/2011	06/28/2011	18	1	19
240-979-1	HG	UG/L	MW3-060911	240-979-5	NM	06/09/2011	06/27/2011	06/28/2011	18	1	19
240-979-1	HG	UG/L	MW11S-060911	240-979-4	NM	06/09/2011	06/27/2011	06/28/2011	18	1	19
240-979-1	HG	UG/L	MW34S-060911	240-979-2	NM	06/09/2011	06/27/2011	06/28/2011	18	1	19
240-979-1	HG	UG/L	MW34I-060911	240-979-3	NM	06/09/2011	06/27/2011	06/28/2011	18	1	19
240-979-1	M	UG/L	MW11S-060911	240-979-4	NM	06/09/2011	07/05/2011	07/17/2011	26	12	38
240-979-1	M	UG/L	MW11I-060911	240-979-6	NM	06/09/2011	07/05/2011	07/17/2011	26	12	38
240-979-1	M	UG/L	MW34I-060911	240-979-3	NM	06/09/2011	07/05/2011	07/17/2011	26	12	38
240-979-1	M	UG/L	MW34S-060911	240-979-2	NM	06/09/2011	07/05/2011	07/17/2011	26	12	38
240-979-1	M	UG/L	MW3-060911	240-979-5	NM	06/09/2011	07/05/2011	07/17/2011	26	12	38
240-979-1	M	UG/L	MW29D-060911	240-979-7	NM	06/09/2011	07/05/2011	07/17/2011	26	12	38
240-979-1	M	UG/L	DMW3S-060911	240-979-8	NM	06/09/2011	07/05/2011	07/17/2011	26	12	38
240-979-1	HGF	UG/L	MW3-060911	240-979-5	NM	06/09/2011	06/27/2011	06/28/2011	18	1	19
240-979-1	HGF	UG/L	MW29D-060911	240-979-7	NM	06/09/2011	06/27/2011	06/28/2011	18	1	19

SDG	SORT	UNITS	NSAMPLE	LAB_ID	QC_TYPE	SAMP_DATE	EXTR_DATE	ANAL_DATE	SMP_EXTR	EXTR_ANL	SMP_ANL
240-979-1	HGF	UG/L	DMW3S-060911	240-979-8	NM	06/09/2011	06/27/2011	06/28/2011	18	1	19
240-979-1	HGF	UG/L	MW11I-060911	240-979-6	NM	06/09/2011	06/27/2011	06/28/2011	18	1	19
240-979-1	HGF	UG/L	MW11S-060911	240-979-4	NM	06/09/2011	06/27/2011	06/28/2011	18	1	19
240-979-1	HGF	UG/L	MW34I-060911	240-979-3	NM	06/09/2011	06/27/2011	06/28/2011	18	1	19
240-979-1	HGF	UG/L	MW34S-060911	240-979-2	NM	06/09/2011	06/27/2011	06/28/2011	18	1	19
240-979-1	MF	UG/L	MW34S-060911	240-979-2	NM	06/09/2011	07/05/2011	07/17/2011	26	12	38
240-979-1	MF	UG/L	MW11S-060911	240-979-4	NM	06/09/2011	07/05/2011	07/17/2011	26	12	38
240-979-1	MF	UG/L	MW11I-060911	240-979-6	NM	06/09/2011	07/05/2011	07/17/2011	26	12	38
240-979-1	MF	UG/L	DMW3S-060911	240-979-8	NM	06/09/2011	07/05/2011	07/17/2011	26	12	38
240-979-1	MF	UG/L	MW3-060911	240-979-5	NM	06/09/2011	07/05/2011	07/17/2011	26	12	38
240-979-1	MF	UG/L	MW34I-060911	240-979-3	NM	06/09/2011	07/05/2011	07/17/2011	26	12	38
240-979-1	MF	UG/L	MW29D-060911	240-979-7	NM	06/09/2011	07/05/2011	07/17/2011	26	12	38
240-979-1	ACID	UG/L	DMW3S-060911	240-979-8	NM	06/09/2011	06/16/2011	06/16/2011	7	0	7
240-979-1	ALK	MG/L	MW11S-060911	240-979-4	NM	06/09/2011	06/23/2011	06/23/2011	14	0	14
240-979-1	CL	MG/L	MW11S-060911	240-979-4	NM	06/09/2011	06/11/2011	06/11/2011	2	0	2
240-979-1	NH3	MG/L	MW11S-060911	240-979-4	NM	06/09/2011	06/21/2011	06/21/2011	12	0	12
240-979-1	NTA	MG/L	MW11S-060911	240-979-4	NM	06/09/2011	06/11/2011	06/11/2011	2	0	2
240-979-1	NTI	MG/L	MW11S-060911	240-979-4	NM	06/09/2011	06/11/2011	06/11/2011	2	0	2
240-979-1	OPO4	MG/L	MW11S-060911	240-979-4	NM	06/09/2011	06/11/2011	06/11/2011	2	0	2

SDG	SORT	UNITS	NSAMPLE	LAB_ID	QC_TYPE	SAMP_DATE	EXTR_DATE	ANAL_DATE	SMP_EXTR	EXTR_ANL	SMP_ANL
240-979-1	PCL	UG/L	MW11S-060911	240-979-4	NM	06/09/2011	06/28/2011	06/28/2011	19	0	19
240-979-1	PCL	UG/L	DMW3S-060911MS	240-979-8	MS	06/09/2011	06/24/2011	06/24/2011	15	0	15
240-979-1	PCL	UG/L	DMW3S-060911MSD	240-979-8	MSD	06/09/2011	06/24/2011	06/24/2011	15	0	15
240-979-1	PCL	UG/L	MW11I-060911	240-979-6	NM	06/09/2011	06/24/2011	06/24/2011	15	0	15
240-979-1	PCL	UG/L	DMW3S-060911	240-979-8	NM	06/09/2011	06/28/2011	06/28/2011	19	0	19
240-979-1	PCL	UG/L	MW34I-060911	240-979-3	NM	06/09/2011	06/24/2011	06/24/2011	15	0	15
240-979-1	PCL	UG/L	MW29D-060911	240-979-7	NM	06/09/2011	06/24/2011	06/24/2011	15	0	15
240-979-1	PCL	UG/L	MW34S-060911	240-979-2	NM	06/09/2011	06/24/2011	06/24/2011	15	0	15
240-979-1	PCL	UG/L	MW3-060911	240-979-5	NM	06/09/2011	06/24/2011	06/24/2011	15	0	15
240-979-1	SO4	MG/L	MW11S-060911	240-979-4	NM	06/09/2011	06/11/2011	06/11/2011	2	0	2
240-979-1	TDS	MG/L	MW11S-060911	240-979-4	NM	06/09/2011	06/13/2011	06/13/2011	4	0	4
240-979-1	DOC	MG/L	MW11S-060911	240-979-4	NM	06/09/2011	06/14/2011	06/14/2011	5	0	5
240-979-1	OS	UG/L	MW29D-060911	240-979-7	NM	06/09/2011	06/14/2011	06/28/2011	5	14	19
240-979-1	OS	UG/L	MW3-060911	240-979-5	NM	06/09/2011	06/14/2011	06/28/2011	5	14	19
240-979-1	OS	UG/L	MW11S-060911	240-979-4	NM	06/09/2011	06/14/2011	06/28/2011	5	14	19
240-979-1	OS	UG/L	MW11I-060911	240-979-6	NM	06/09/2011	06/14/2011	06/28/2011	5	14	19
240-979-1	OS	UG/L	MW34S-060911	240-979-2	NM	06/09/2011	06/14/2011	06/28/2011	5	14	19
240-979-1	OS	UG/L	DMW3S-060911	240-979-8	NM	06/09/2011	06/14/2011	06/28/2011	5	14	19
240-979-1	OS	UG/L	MW34I-060911	240-979-3	NM	06/09/2011	06/14/2011	06/28/2011	5	14	19

9-IN
DETECTION LIMITS
METALS

Lab Name: TestAmerica North Canton Job Number: 240-979-1

SDG Number:

Matrix: Water Instrument ID: H1

Method: 7470A MDL Date: 02/08/2010 16:06

Prep Method: 7470A

Analyte	Wavelength/ Mass	RL (ug/L)	MDL (ug/L)
Mercury	253.7	0.2	0.12

9-IN
CALIBRATION BLANK DETECTION LIMITS
METALS

Lab Name: TestAmerica North Canton Job Number: 240-979-1

SDG Number:

Matrix: Water Instrument ID: H1

Method: 7470A XMDL Date: 02/08/2010 16:06

Analyte	Wavelength/ Mass	XRL (ug/L)	XMDL (ug/L)
Mercury	253.7	0.2	0.12

9-IN
DETECTION LIMITS
METALS - DISSOLVED

Lab Name: TestAmerica North Canton Job Number: 240-979-1

SDG Number:

Matrix: Water Instrument ID: H1

Method: 7470A MDL Date: 02/08/2010 16:06

Prep Method: 7470A

Analyte	Wavelength/ Mass	RL (ug/L)	MDL (ug/L)
Mercury	253.7	0.2	0.12

9-IN
CALIBRATION BLANK DETECTION LIMITS
METALS - DISSOLVED

Lab Name: TestAmerica North Canton Job Number: 240-979-1

SDG Number:

Matrix: Water Instrument ID: H1

Method: 7470A XMDL Date: 02/08/2010 16:06

Analyte	Wavelength/ Mass	XRL (ug/L)	XMDL (ug/L)
Mercury	253.7	0.2	0.12

FORM IX - IN

9-IN
DETECTION LIMITS
METALS

Lab Name: TestAmerica Burlington Job Number: 240-979-1

SDG Number:

Matrix: Water Instrument ID: METICPMS2

Method: 6020 MDL Date: 08/06/2010 10:09

Prep Method: 3010A

Analyte	Wavelength/ Mass	RL (ug/L)	MDL (ug/L)
Antimony		2	0.073
Arsenic		5	0.092
Barium		5	0.42
Beryllium		1	0.092
Cadmium		1	0.046
Chromium		2	0.11
Cobalt		1	0.049
Copper		2	0.23
Lead		1	0.024
Molybdenum		2	0.42
Nickel		2	0.63
Selenium		5	0.32
Silver		1	0.014
Thallium		2	0.079
Tungsten		10	0.16
Vanadium		20	0.3
Zinc		20	0.5

9-IN
CALIBRATION BLANK DETECTION LIMITS
METALS

Lab Name: TestAmerica Burlington Job Number: 240-979-1

SDG Number:

Matrix: Water Instrument ID: METICPMS2

Method: 6020 XMDL Date: 08/06/2010 10:09

Analyte	Wavelength/ Mass	XRL (ug/L)	XMDL (ug/L)
Antimony		2	0.073
Arsenic		5	0.092
Barium		5	0.42
Beryllium		1	0.092
Cadmium		1	0.046
Chromium		2	0.11
Cobalt		1	0.049
Copper		2	0.23
Lead		1	0.024
Molybdenum		2	0.42
Nickel		2	0.63
Selenium		5	0.32
Silver		1	0.14
Thallium		2	0.079
Tungsten		10	0.16
Vanadium		20	0.3
Zinc		20	0.5

9-IN
DETECTION LIMITS
METALS - DISSOLVED

Lab Name: TestAmerica Burlington Job Number: 240-979-1

SDG Number:

Matrix: Water Instrument ID: METICPMS2

Method: 6020 MDL Date: 08/06/2010 10:09

Prep Method: 3010A

Analyte	Wavelength/ Mass	RL (ug/L)	MDL (ug/L)
Antimony		2	0.073
Arsenic		5	0.092
Barium		5	0.42
Beryllium		1	0.092
Cadmium		1	0.046
Chromium		2	0.11
Cobalt		1	0.049
Copper		2	0.23
Lead		1	0.024
Molybdenum		2	0.42
Nickel		2	0.63
Selenium		5	0.32
Silver		1	0.014
Thallium		2	0.079
Tungsten		10	0.16
Vanadium		20	0.3
Zinc		20	0.5

9-IN
CALIBRATION BLANK DETECTION LIMITS
METALS - DISSOLVED

Lab Name: TestAmerica Burlington Job Number: 240-979-1

SDG Number:

Matrix: Water Instrument ID: METICPMS2

Method: 6020 XMDL Date: 08/06/2010 10:09

Analyte	Wavelength/ Mass	XRL (ug/L)	XMDL (ug/L)
Antimony		2	0.073
Arsenic		5	0.092
Barium		5	0.42
Beryllium		1	0.092
Cadmium		1	0.046
Chromium		2	0.11
Cobalt		1	0.049
Copper		2	0.23
Lead		1	0.024
Molybdenum		2	0.42
Nickel		2	0.63
Selenium		5	0.32
Silver		1	0.14
Thallium		2	0.079
Tungsten		10	0.16
Vanadium		20	0.3
Zinc		20	0.5

11-IN
LINEAR RANGES
METALS

Lab Name: TestAmerica North Canton Job No: 240-979-1

SDG No.:

Instrument ID: H1 Date: 04/01/2011 10:45

Analyte	Integ. Time (Sec.)	Concentration (ppb)	Method
Mercury		10	7470A

FORM XI - IN

11-IN
LINEAR RANGES
METALS

Lab Name: TestAmerica Burlington Job No: 240-979-1

SDG No.:

Instrument ID: METICPMS2 Date: 05/07/2011 00:00

Analyte	Integ. Time (Sec.)	Concentration (ug/L)	Method
Antimony		500	6020
Arsenic		500	6020
Barium		12500	6020
Beryllium		500	6020
Cadmium		500	6020
Chromium		1000	6020
Cobalt		2500	6020
Copper		1000	6020
Lead		100	6020
Molybdenum		5000	6020
Nickel		1000	6020
Selenium		500	6020
Silver		500	6020
Thallium		500	6020
Tungsten		500	6020
Vanadium		1000	6020
Zinc		500	6020

12-IN
PREPARATION LOG
METALS

Lab Name: TestAmerica North Canton Job No.: 240-979-1

SDG No.:

Prep Method: 7470A

Lab Sample ID	Preparation Date	Prep Batch	Initial Weight	Initial Volume (mL)	Final Volume (mL)
MB 240-6277/1-A	06/27/2011 16:40	6277		100	100
LCS 240-6277/2-A	06/27/2011 16:40	6277		100	100
240-979-6	06/27/2011 16:40	6277		100	100
240-979-6 MS	06/27/2011 16:40	6277		100	100
240-979-6 DU	06/27/2011 16:40	6277		100	100
240-979-6	06/27/2011 16:40	6277		100	100
240-979-6 MS	06/27/2011 16:40	6277		100	100
240-979-6 DU	06/27/2011 16:40	6277		100	100
240-979-2	06/27/2011 16:40	6277		100	100
240-979-2	06/27/2011 16:40	6277		100	100
240-979-3	06/27/2011 16:40	6277		100	100
240-979-3	06/27/2011 16:40	6277		100	100
240-979-4	06/27/2011 16:40	6277		100	100
240-979-4	06/27/2011 16:40	6277		100	100
240-979-5	06/27/2011 16:40	6277		100	100
240-979-5	06/27/2011 16:40	6277		100	100
240-979-7	06/27/2011 16:40	6277		100	100
240-979-7	06/27/2011 16:40	6277		100	100
240-979-8	06/27/2011 16:40	6277		100	100
240-979-8	06/27/2011 16:40	6277		100	100

3-IN
METHOD BLANK
METALS

Lab Name: TestAmerica North Canton Job No.: 240-979-1

SDG No.:

Concentration Units: ug/L Lab Sample ID: MB 240-6277/1-A

Instrument Code: H1 Batch No.: 6624

CAS No.	Analyte	Concentration	C	Q	Method
7439-97-6	Mercury	0.20	U		7470A

FORM III-IN

5A-IN
MATRIX SPIKE SAMPLE RECOVERY
METALS

Client ID: MW11I-060911 MS
Lab ID: 240-979-6 MS
Lab Name: TestAmerica North Canton
Job No.: 240-979-1
SDG No.:
Matrix: Water
Concentration Units: ug/L
% Solids:

Analyte	SSR C	Sample Result (SR) C	Spike Added (SA)	%R	Control Limit %R	Q	Method
Mercury	1.77	0.83	1.00	95	69-134		7470A

SSR = Spiked Sample Result

Calculations are performed before rounding to avoid round-off errors in calculated results.

FORM VA - IN

5A-IN
MATRIX SPIKE SAMPLE RECOVERY
METALS - DISSOLVED

Client ID: MW11I-060911 MS | Lab ID: 240-979-6 MS

Lab Name: TestAmerica North Canton | Job No.: 240-979-1

SDG No.:

Matrix: Water | Concentration Units: ug/L

% Solids:

Analyte	SSR	C	Sample Result (SR)	C	Spike Added (SA)	%R	Control Limit %R	Q	Method
Mercury	1.27		0.20	U	1.00	127	69-134		7470A

SSR = Spiked Sample Result

Calculations are performed before rounding to avoid round-off errors in calculated results.

FORM VA - IN

6-IN
DUPLICATES
METALS

Client ID: MW11I-060911 DU | Lab ID: 240-979-6 DU

Lab Name: TestAmerica North Canton | Job No.: 240-979-1

SDG No.:

% Solids for Sample: | % Solids for Duplicate:

Matrix: Water | Concentration Units: ug/L

Analyte	Control Limit	Sample (S) C	Duplicate (D) C	RPD	Q	Method
Mercury	0.20	0.83	0.689	18.1		7470A

Calculations are performed before rounding to avoid round-off errors in calculated results.

FORM VI-IN

6-IN
DUPLICATES
METALS - DISSOLVED

Client ID: MW11I-060911 DU | Lab ID: 240-979-6 DU

Lab Name: TestAmerica North Canton | Job No.: 240-979-1

SDG No.:

% Solids for Sample: | % Solids for Duplicate:

Matrix: Water | Concentration Units: ug/L

Analyte	Control Limit	Sample (S)	C	Duplicate (D)	C	RPD	Q	Method
Mercury	0.20	0.20	U	0.190	J	NC		7470A

Calculations are performed before rounding to avoid round-off errors in calculated results.

FORM VI-IN

7A-IN
LAB CONTROL SAMPLE
METALS

Lab ID: LCS 240-6277/2-A

Lab Name: TestAmerica North Canton Job No.: 240-979-1

Sample Matrix: Water LCS Source: MTHGICVW_00059

Water(ug/L)

Analyte	True	Found	C	%R	Limits		Q	Method
Mercury	5.00	5.02		100	81	123		7470A

Calculations are performed before rounding to avoid round-off errors in calculated results.

FORM VIIA - IN

12-IN
PREPARATION LOG
METALS

Lab Name: TestAmerica Burlington Job No.: 240-979-1

SDG No.:

Prep Method: 3010A

Lab Sample ID	Preparation Date	Prep Batch	Initial Weight	Initial Volume (mL)	Final Volume (mL)
MB 200-20832/1-A	07/05/2011 09:52	20832		100	100
LCS 200-20832/2-A	07/05/2011 09:52	20832		100	100
240-979-2	07/05/2011 09:52	20832		100	100
240-979-3	07/05/2011 09:52	20832		100	100
240-979-4	07/05/2011 09:52	20832		100	100
240-979-5	07/05/2011 09:52	20832		100	100
240-979-6	07/05/2011 09:52	20832		100	100
240-979-6 DU	07/05/2011 09:52	20832		100	100
240-979-6 MS	07/05/2011 09:52	20832		100	100
240-979-6 MSD	07/05/2011 09:52	20832		100	100
240-979-7	07/05/2011 09:52	20832		100	100
240-979-8	07/05/2011 09:52	20832		100	100
240-979-2	07/05/2011 09:52	20832		100	100
240-979-3	07/05/2011 09:52	20832		100	100
240-979-4	07/05/2011 09:52	20832		100	100
240-979-5	07/05/2011 09:52	20832		100	100
240-979-6	07/05/2011 09:52	20832		100	100
240-979-6 DU	07/05/2011 09:52	20832		100	100
240-979-6 MS	07/05/2011 09:52	20832		100	100
240-979-6 MSD	07/05/2011 09:52	20832		100	100
240-979-7	07/05/2011 09:52	20832		100	100
240-979-8	07/05/2011 09:52	20832		100	100

3-IN
METHOD BLANK
METALS

Lab Name: TestAmerica Burlington Job No.: 240-979-1

SDG No.:

Concentration Units: ug/L Lab Sample ID: MB 200-20832/1-A

Instrument Code: METICPMS2 Batch No.: 21644

CAS No.	Analyte	Concentration	C	Q	Method
7440-36-0	Antimony	0.126	J		6020
7440-38-2	Arsenic	5.0	U		6020
7440-39-3	Barium	5.0	U		6020
7440-41-7	Beryllium	1.0	U		6020
7440-43-9	Cadmium	1.0	U		6020
7440-47-3	Chromium	0.212	J		6020
7440-48-4	Cobalt	0.213	J		6020
7440-50-8	Copper	2.0	U		6020
7439-92-1	Lead	0.171	J		6020
7439-98-7	Molybdenum	2.0	U		6020
7440-02-0	Nickel	2.0	U		6020
7782-49-2	Selenium	5.0	U		6020
7440-22-4	Silver	1.0	U		6020
7440-28-0	Thallium	0.247	J		6020
7440-33-7	Tungsten	0.292	J		6020
7440-62-2	Vanadium	20	U		6020
7440-66-6	Zinc	1.00	J		6020

FORM III-IN

5A-IN
MATRIX SPIKE SAMPLE RECOVERY
METALS

Client ID: MW11I-060911 MS
Lab ID: 240-979-6 MS
Lab Name: TestAmerica Burlington
Job No.: 240-979-1
SDG No.:
Matrix: Water
Concentration Units: ug/L
% Solids:

Analyte	SSR	C	Sample Result (SR)	C	Spike Added (SA)	%R	Control Limit %R	Q	Method
Antimony	19.0		0.15	J	20.0	94	80-120		6020
Arsenic	9.56		0.68	J	10.0	89	80-120		6020
Barium	267		4.3	J	250	105	80-120		6020
Beryllium	8.96		1.0	U	10.0	90	80-120		6020
Cadmium	9.56		1.0	U	10.0	96	80-120		6020
Chromium	23.2		2.1		20.0	105	80-120		6020
Cobalt	51.5		1.1		50.0	101	80-120		6020
Copper	25.7		5.2		20.0	103	80-120		6020
Lead	11.2		1.0		10.0	102	80-120		6020
Molybdenum	103		2.0	U	100	103	80-120		6020
Nickel	21.9		1.4	J	20.0	102	80-120		6020
Selenium	8.02		5.0	U	10.0	80	80-120		6020
Silver	9.71		1.0	U	10.0	97	80-120		6020
Thallium	10.0		0.28	J	10.0	97	80-120		6020
Tungsten	10.4		0.40	J	10.0	100	80-120		6020
Vanadium	23.7		3.4	J	20.0	101	80-120		6020
Zinc	29.4		18	J	20.0	59	80-120	F	6020

SSR = Spiked Sample Result

Calculations are performed before rounding to avoid round-off errors in calculated results.

FORM VA - IN

5A-IN
MATRIX SPIKE DUPLICATE SAMPLE RECOVERY
METALS

Client ID: MW11I-060911 MSD
Lab ID: 240-979-6 MSD
Lab Name: TestAmerica Burlington
Job No.: 240-979-1
SDG No.:
Matrix: Water
Concentration Units: ug/L
% Solids:

Analyte	(SDR) C	Spike Added (SA)	%R	Control Limit %R	RPD	RPD Limit	Q	Method
Antimony	18.9	20.0	94	80-120	1	20		6020
Arsenic	9.48	10.0	88	80-120	1	20		6020
Barium	265	250	104	80-120	1	20		6020
Beryllium	8.64	10.0	86	80-120	4	20		6020
Cadmium	9.61	10.0	96	80-120	1	20		6020
Chromium	22.5	20.0	102	80-120	3	20		6020
Cobalt	51.1	50.0	100	80-120	1	20		6020
Copper	25.4	20.0	101	80-120	1	20		6020
Lead	11.0	10.0	100	80-120	1	20		6020
Molybdenum	103	100	103	80-120	0	20		6020
Nickel	21.5	20.0	100	80-120	2	20		6020
Selenium	8.15	10.0	82	80-120	2	20		6020
Silver	9.72	10.0	97	80-120	0	20		6020
Thallium	9.96	10.0	97	80-120	1	20		6020
Tungsten	10.3	10.0	99	80-120	1	20		6020
Vanadium	23.2	20.0	89	80-120	2	20		6020
Zinc	29.6	20.0	60	80-120	1	20	F	6020

SDR = Sample Duplicate Result

Calculations are performed before rounding to avoid round-off errors in calculated results.

FORM VD - IN

5B-IN
POST DIGESTION SPIKE SAMPLE RECOVERY
METALS

Client ID: MW11I-060911 PDS | Lab ID: 240-979-6 PDS

Lab Name: TestAmerica Burlington | Job No.: 240-979-1

SDG No.:

Matrix: Water | Concentration Units: ug/L

Analyte	SSR	C	Sample Result (SR)	C	Spike Added (SA)	%R	Control Limit %R	Q	Method
Antimony	18.9		0.15	J	20.0	94	75-125		6020
Arsenic	9.14		0.68	J	10.0	85	75-125		6020
Barium	259		4.3	J	250	102	75-125		6020
Beryllium	8.84		1.0	U	10.0	88	75-125		6020
Cadmium	9.53		1.0	U	10.0	95	75-125		6020
Chromium	21.8		2.1		20.0	98	75-125		6020
Cobalt	50.0		1.1		50.0	98	75-125		6020
Copper	25.1		5.2		20.0	99	75-125		6020
Lead	10.9		1.0		10.0	99	75-125		6020
Molybdenum	99.8		2.0	U	100	100	75-125		6020
Nickel	21.4		1.4	J	20.0	100	75-125		6020
Selenium	8.11		5.0	U	10.0	81	75-125		6020
Silver	9.55		1.0	U	10.0	95	75-125		6020
Thallium	9.80		0.28	J	10.0	95	75-125		6020
Tungsten	9.82	J	0.40	J	10.0	94	75-125		6020
Vanadium	23.3		3.4	J	20.0	99	75-125		6020
Zinc	28.7		18	J	20.0	56	75-125	W	6020

SSR = Spiked Sample Result

Calculations are performed before rounding to avoid round-off errors in calculated results.

FORM VB - IN

6-IN
DUPLICATES
METALS

Client ID: MW11I-060911 DU

Lab ID: 240-979-6 DU

Lab Name: TestAmerica Burlington

Job No.: 240-979-1

SDG No.:

% Solids for Sample:

% Solids for Duplicate:

Matrix: Water

Concentration Units: ug/L

Analyte	Control Limit	Sample (S)	C	Duplicate (D)	C	RPD	Q	Method
Antimony	2.0	0.15	J	0.141	J	5		6020
Arsenic	5.0	0.68	J	0.673	J	0.6		6020
Barium	5.0	4.3	J	4.00	J	6		6020
Beryllium	1.0	1.0	U	1.0	U	NC		6020
Cadmium	1.0	1.0	U	1.0	U	NC		6020
Chromium	2.0	2.1		2.08		0.6		6020
Cobalt	1.0	1.1		1.08		1		6020
Copper	2.0	5.2		5.43		4		6020
Lead	1.0	1.0		0.999	J	2		6020
Molybdenum	2.0	2.0	U	2.0	U	NC		6020
Nickel	2.0	1.4	J	1.43	J	0.3		6020
Selenium	5.0	5.0	U	5.0	U	NC		6020
Silver	1.0	1.0	U	1.0	U	NC		6020
Thallium	2.0	0.28	J	0.275	J	0		6020
Tungsten	10	0.40	J	0.503	J	24		6020
Vanadium	20	3.4	J	3.70	J	8		6020
Zinc	20	18	J	10.4	J	52		6020

Calculations are performed before rounding to avoid round-off errors in calculated results.

FORM VI-IN

8-IN
ICP-AES AND ICP-MS SERIAL DILUTIONS
METALS

Lab ID: 240-979-6

SDG No:

Lab Name: TestAmerica Burlington Job No: 240-979-1

Matrix: Water Concentration Units: ug/L

Analyte	Initial Sample Result (I)	C	Serial Dilution Result (S)	C	% Difference	Q	Method
Antimony	0.15	J	0.490	J	NC		6020
Arsenic	0.68	J	0.855	J	NC		6020
Barium	4.3	J	4.09	J	NC		6020
Beryllium	1.0	U	5.0	U	NC		6020
Cadmium	1.0	U	5.0	U	NC		6020
Chromium	2.1		1.98	J	NC		6020
Cobalt	1.1		1.93	J	NC		6020
Copper	5.2		4.63	J	NC		6020
Lead	1.0		1.62	J	NC		6020
Molybdenum	2.0	U	10	U	NC		6020
Nickel	1.4	J	10	U	NC		6020
Selenium	5.0	U	25	U	NC		6020
Silver	1.0	U	5.0	U	NC		6020
Thallium	0.28	J	1.26	J	NC		6020
Tungsten	0.40	J	0.870	J	NC		6020
Vanadium	3.4	J	3.89	J	NC		6020
Zinc	18	J	14.6	J	NC		6020

Calculations are performed before rounding to avoid round-off errors in calculated results.

FORM VIII-IN

5A-IN
MATRIX SPIKE SAMPLE RECOVERY
METALS - DISSOLVED

Client ID: MW11I-060911 MS
Lab ID: 240-979-6 MS
Lab Name: TestAmerica Burlington
Job No.: 240-979-1
SDG No.:
Matrix: Water
Concentration Units: ug/L
% Solids:

Analyte	SSR	C	Sample Result (SR)	C	Spike Added (SA)	%R	Control Limit %R	Q	Method
Antimony	19.5		0.14	J	20.0	97	80-120		6020
Arsenic	9.07		5.0	U	10.0	91	80-120		6020
Barium	267		3.1	J	250	106	80-120		6020
Beryllium	9.18		1.0	U	10.0	92	80-120		6020
Cadmium	9.69		1.0	U	10.0	97	80-120		6020
Chromium	21.5		0.41	J	20.0	105	80-120		6020
Cobalt	51.9		1.0		50.0	102	80-120		6020
Copper	27.7		7.0		20.0	103	80-120		6020
Lead	10.9		0.73	J	10.0	102	80-120		6020
Molybdenum	104		2.0	U	100	104	80-120		6020
Nickel	21.9		1.5	J	20.0	102	80-120		6020
Selenium	8.26		5.0	U	10.0	83	80-120		6020
Silver	9.82		1.0	U	10.0	98	80-120		6020
Thallium	10.1		0.26	J	10.0	98	80-120		6020
Tungsten	10.5		10	U	10.0	105	80-120		6020
Vanadium	20.2		20	U	20.0	101	80-120		6020
Zinc	32.8		14	J	20.0	94	80-120		6020

SSR = Spiked Sample Result

Calculations are performed before rounding to avoid round-off errors in calculated results.

FORM VA - IN

5A-IN
MATRIX SPIKE DUPLICATE SAMPLE RECOVERY
METALS - DISSOLVED

Client ID: MW11I-060911 MSD | Lab ID: 240-979-6 MSD

Lab Name: TestAmerica Burlington | Job No.: 240-979-1

SDG No.:

Matrix: Water | Concentration Units: ug/L

% Solids:

Analyte	(SDR) C	Spike Added (SA)	%R	Control Limit %R	RPD	RPD Limit	Q	Method
Antimony	19.6	20.0	97	80-120	0	20		6020
Arsenic	9.08	10.0	91	80-120	0	20		6020
Barium	270	250	107	80-120	1	20		6020
Beryllium	9.41	10.0	94	80-120	2	20		6020
Cadmium	9.78	10.0	98	80-120	1	20		6020
Chromium	21.4	20.0	105	80-120	1	20		6020
Cobalt	52.1	50.0	102	80-120	0	20		6020
Copper	28.1	20.0	105	80-120	2	20		6020
Lead	11.0	10.0	102	80-120	0	20		6020
Molybdenum	104	100	104	80-120	1	20		6020
Nickel	22.2	20.0	104	80-120	1	20		6020
Selenium	8.09	10.0	81	80-120	2	20		6020
Silver	9.92	10.0	99	80-120	1	20		6020
Thallium	10.2	10.0	99	80-120	1	20		6020
Tungsten	10.5	10.0	105	80-120	0	20		6020
Vanadium	20.2	20.0	101	80-120	0	20		6020
Zinc	33.8	20.0	99	80-120	3	20		6020

SDR = Sample Duplicate Result

Calculations are performed before rounding to avoid round-off errors in calculated results.

FORM VD - IN

5B-IN
POST DIGESTION SPIKE SAMPLE RECOVERY
METALS - DISSOLVED

Client ID: MW11I-060911 PDS | Lab ID: 240-979-6 PDS

Lab Name: TestAmerica Burlington | Job No.: 240-979-1

SDG No.:

Matrix: Water | Concentration Units: ug/L

Analyte	SSR	C	Sample Result (SR)	C	Spike Added (SA)	%R	Control Limit %R	Q	Method
Antimony	18.8		0.14	J	20.0	93	75-125		6020
Arsenic	8.74		5.0	U	10.0	87	75-125		6020
Barium	263		3.1	J	250	104	75-125		6020
Beryllium	9.05		1.0	U	10.0	90	75-125		6020
Cadmium	9.41		1.0	U	10.0	94	75-125		6020
Chromium	20.1		0.41	J	20.0	98	75-125		6020
Cobalt	49.6		1.0		50.0	97	75-125		6020
Copper	26.8		7.0		20.0	99	75-125		6020
Lead	10.7		0.73	J	10.0	99	75-125		6020
Molybdenum	100		2.0	U	100	100	75-125		6020
Nickel	21.2		1.5	J	20.0	99	75-125		6020
Selenium	8.05		5.0	U	10.0	80	75-125		6020
Silver	9.53		1.0	U	10.0	95	75-125		6020
Thallium	9.82		0.26	J	10.0	96	75-125		6020
Tungsten	9.74	J	10	U	10.0	97	75-125		6020
Vanadium	19.9	J	20	U	20.0	99	75-125		6020
Zinc	36.6		14	J	20.0	113	75-125		6020

SSR = Spiked Sample Result

Calculations are performed before rounding to avoid round-off errors in calculated results.

FORM VB - IN

6-IN
DUPLICATES
METALS - DISSOLVED

Client ID: MW11I-060911 DU | Lab ID: 240-979-6 DU

Lab Name: TestAmerica Burlington | Job No.: 240-979-1

SDG No.:

% Solids for Sample: | % Solids for Duplicate:

Matrix: Water | Concentration Units: ug/L

Analyte	Control Limit	Sample (S)	C	Duplicate (D)	C	RPD	Q	Method
Antimony	2.0	0.14	J	0.139	J	1		6020
Arsenic	5.0	5.0	U	0.0990	J	NC		6020
Barium	5.0	3.1	J	3.12	J	2		6020
Beryllium	1.0	1.0	U	1.0	U	NC		6020
Cadmium	1.0	1.0	U	1.0	U	NC		6020
Chromium	2.0	0.41	J	0.401	J	1		6020
Cobalt	1.0	1.0		1.01		0.7		6020
Copper	2.0	7.0		7.01		0.4		6020
Lead	1.0	0.73	J	0.724	J	0.3		6020
Molybdenum	2.0	2.0	U	2.0	U	NC		6020
Nickel	2.0	1.5	J	1.37	J	7		6020
Selenium	5.0	5.0	U	5.0	U	NC		6020
Silver	1.0	1.0	U	1.0	U	NC		6020
Thallium	2.0	0.26	J	0.274	J	4		6020
Tungsten	10	10	U	0.300	J	NC		6020
Vanadium	20	20	U	0.357	J	NC		6020
Zinc	20	14	J	15.2	J	8		6020

Calculations are performed before rounding to avoid round-off errors in calculated results.

FORM VI-IN

8-IN
ICP-AES AND ICP-MS SERIAL DILUTIONS
METALS - DISSOLVED

Lab ID: 240-979-6

SDG No:

Lab Name: TestAmerica Burlington Job No: 240-979-1

Matrix: Water Concentration Units: ug/L

Analyte	Initial Sample Result (I)	C	Serial Dilution Result (S)	C	% Difference	Q	Method
Antimony	0.14	J	0.465	J	NC		6020
Arsenic	5.0	U	25	U	NC		6020
Barium	3.1	J	2.68	J	NC		6020
Beryllium	1.0	U	5.0	U	NC		6020
Cadmium	1.0	U	5.0	U	NC		6020
Chromium	0.41	J	10	U	NC		6020
Cobalt	1.0		1.89	J	NC		6020
Copper	7.0		7.37	J	NC		6020
Lead	0.73	J	1.36	J	NC		6020
Molybdenum	2.0	U	10	U	NC		6020
Nickel	1.5	J	10	U	NC		6020
Selenium	5.0	U	25	U	NC		6020
Silver	1.0	U	5.0	U	NC		6020
Thallium	0.26	J	1.25	J	NC		6020
Tungsten	10	U	50	U	NC		6020
Vanadium	20	U	100	U	NC		6020
Zinc	14	J	21.2	J	NC		6020

Calculations are performed before rounding to avoid round-off errors in calculated results.

FORM VIII-IN

7A-IN
LAB CONTROL SAMPLE
METALS

Lab ID: LCS 200-20832/2-A

Lab Name: TestAmerica Burlington Job No.: 240-979-1

Sample Matrix: Water LCS Source: MEICPMSICVi_00018

Analyte	Water(ug/L)						
	True	Found	C	%R	Limits	Q	Method
Antimony	50.0	50.2		100	80 120		6020
Arsenic	25.0	22.9		91	80 120		6020
Barium	1250	1400		112	80 120		6020
Beryllium	25.0	24.2		97	80 120		6020
Cadmium	25.0	25.0		100	80 120		6020
Chromium	50.0	53.4		107	80 120		6020
Cobalt	125	132		106	80 120		6020
Copper	50.0	52.9		106	80 120		6020
Lead	25.0	26.3		105	80 120		6020
Molybdenum	250	268		107	80 120		6020
Nickel	50.0	52.3		105	80 120		6020
Selenium	25.0	21.0		84	80 120		6020
Silver	25.0	25.6		102	80 120		6020
Thallium	25.0	25.6		103	80 120		6020
Tungsten	25.0	25.9		104	80 120		6020
Vanadium	50.0	51.8		104	80 120		6020
Zinc	50.0	54.7		109	80 120		6020

Calculations are performed before rounding to avoid round-off errors in calculated results.

FORM VIIA - IN

13-IN
ANALYSIS RUN LOG
METALS

Lab Name: TestAmerica North Canton Job No.: 240-979-1

SDG No.:

Instrument ID: H1 Method: 7470A

Start Date: 06/28/2011 14:46 End Date: 06/28/2011 17:21

Lab Sample ID	D/F	Type	Time	Analytes: Hg
IC 240-6400/1-A			14:46	X
IC 240-6400/2-A			14:48	X
IC 240-6400/3-A			14:49	X
IC 240-6400/4-A			14:50	X
IC 240-6400/5-A			14:52	X
IC 240-6400/6-A			14:53	X
ICV 240-6400/7-A	1		14:54	X
ICB 240-6400/8-A	1		14:56	X
CRA 240-6400/9-A	1		14:57	X
CCVL 240-6400/11-A	1		14:58	X
CCB 240-6400/12-A			14:59	
ZZZZZZ			15:01	
ZZZZZZ			15:02	
ZZZZZZ			15:03	
ZZZZZZ			15:04	
ZZZZZZ			15:06	
ZZZZZZ			15:07	
ZZZZZZ			15:08	
ZZZZZZ			15:10	
ZZZZZZ			15:11	
ZZZZZZ			15:12	
CCV 240-6400/10-A			15:14	
CCB 240-6400/12-A			15:15	
ZZZZZZ			15:16	
ZZZZZZ			15:18	
ZZZZZZ			15:19	
ZZZZZZ			15:20	
ZZZZZZ			15:21	
ZZZZZZ			15:23	
ZZZZZZ			15:24	
ZZZZZZ			15:25	
ZZZZZZ			15:27	
ZZZZZZ			15:28	
CCV 240-6400/10-A			15:29	
CCB 240-6400/12-A			15:30	
ZZZZZZ			15:32	
ZZZZZZ			15:33	
ZZZZZZ			15:34	
CCV 240-6400/10-A			15:38	
CCB 240-6400/12-A			15:39	
ZZZZZZ			15:41	
ZZZZZZ			15:42	

13-IN
ANALYSIS RUN LOG
METALS

Lab Name: TestAmerica North Canton Job No.: 240-979-1

SDG No.:

Instrument ID: H1 Method: 7470A

Start Date: 06/28/2011 14:46 End Date: 06/28/2011 17:21

Lab Sample ID	D/F	Type	Time	Analytes: Hg
ZZZZZZ			15:43	
ZZZZZZ			15:45	
ZZZZZZ			15:46	
ZZZZZZ			15:47	
ZZZZZZ			15:48	
ZZZZZZ			15:50	
ZZZZZZ			15:51	
ZZZZZZ			15:52	
CCV 240-6400/10-A			15:53	
CCB 240-6400/12-A			15:55	
ZZZZZZ			15:56	
ZZZZZZ			15:57	
ZZZZZZ			15:59	
ZZZZZZ			16:00	
ZZZZZZ			16:01	
ZZZZZZ			16:02	
ZZZZZZ			16:04	
ZZZZZZ			16:05	
ZZZZZZ			16:06	
ZZZZZZ			16:08	
CCV 240-6400/10-A	1		16:09	X
CCB 240-6400/12-A	1		16:10	X
ZZZZZZ			16:12	
ZZZZZZ			16:13	
ZZZZZZ			16:14	
ZZZZZZ			16:16	
MB 240-6277/1-A	1	T	16:17	X
LCS 240-6277/2-A	1	T	16:18	X
240-979-6	1	T	16:19	X
240-979-6 MS	1	T	16:21	X
240-979-6 DU	1	T	16:22	X
240-979-6	1	D	16:23	X
CCV 240-6400/10-A	1		16:25	X
CCB 240-6400/12-A	1		16:26	X
240-979-6 MS	1	D	16:27	X
240-979-6 DU	1	D	16:29	X
240-979-2	1	T	16:30	X
240-979-2	1	D	16:31	X
240-979-3	1	T	16:32	X
240-979-3	1	D	16:34	X
240-979-4	1	T	16:35	X
240-979-4	1	D	16:36	X

13-IN
ANALYSIS RUN LOG
METALS

Lab Name: TestAmerica North Canton Job No.: 240-979-1

SDG No.:

Instrument ID: H1 Method: 7470A

Start Date: 06/28/2011 14:46 End Date: 06/28/2011 17:21

Lab Sample ID	D/F	Type	Time	Analytes: Hg
240-979-5	1	T	16:38	X
240-979-5	1	D	16:39	X
CCV 240-6400/10-A	1		16:40	X
CCB 240-6400/12-A	1		16:42	X
240-979-7	1	T	16:43	X
240-979-7	1	D	16:44	X
240-979-8	1	T	16:45	X
240-979-8	1	D	16:47	X
ZZZZZZ			16:48	
ZZZZZZ			16:49	
ZZZZZZ			16:51	
ZZZZZZ			16:52	
ZZZZZZ			16:53	
ZZZZZZ			16:55	
CCV 240-6400/10-A	1		16:56	X
CCB 240-6400/12-A	1		16:57	X
ZZZZZZ			16:59	
ZZZZZZ			17:00	
ZZZZZZ			17:01	
ZZZZZZ			17:03	
ZZZZZZ			17:04	
ZZZZZZ			17:05	
ZZZZZZ			17:06	
ZZZZZZ			17:08	
ZZZZZZ			17:09	
ZZZZZZ			17:10	
CCV 240-6400/10-A			17:12	
CCB 240-6400/12-A			17:13	
ZZZZZZ			17:14	
ZZZZZZ			17:15	
ZZZZZZ			17:17	
ZZZZZZ			17:18	
CCV 240-6400/10-A			17:19	
CCB 240-6400/12-A			17:21	

Prep Types

D = Dissolved

T = Total/NA

2A-IN
CALIBRATION VERIFICATIONS
METALS

Lab Name: TestAmerica North Canton Job No.: 240-979-1

SDG No.:

ICV Source: MTHGICVW_00060 Concentration Units: ug/L

CCV Source: MTHGCALW_00037

	ICV 240-6400/7-A 06/28/2011 14:54				CCVL 240-6400/11-A 06/28/2011 14:58				CCV 240-6400/10-A 06/28/2011 16:09			
Analyte	Found	C	True	%R	Found	C	True	%R	Found	C	True	%R
Mercury	2.58		2.50	103	5.32		5.00	106	5.30		5.00	106

Note! Calculations are performed before rounding to avoid round-off errors in calculated results.
Italicized analytes were not requested for this sequence.

2A-IN
CALIBRATION VERIFICATIONS
METALS

Lab Name: TestAmerica North Canton Job No.: 240-979-1

SDG No.:

ICV Source: MTHGICVW_00060 Concentration Units: ug/L

CCV Source: MTHGCALW_00037

	CCV 240-6400/10-A 06/28/2011 16:25				CCV 240-6400/10-A 06/28/2011 16:40				CCV 240-6400/10-A 06/28/2011 16:56			
Analyte	Found	C	True	%R	Found	C	True	%R	Found	C	True	%R
Mercury	5.11		5.00	102	5.23		5.00	105	5.10		5.00	102

Note! Calculations are performed before rounding to avoid round-off errors in calculated results.
Italicized analytes were not requested for this sequence.

2B-IN
CRQL CHECK STANDARD
METALS

Lab Name: TestAmerica North Canton Job No.: 240-979-1

SDG No.:

Method: 7470A Instrument ID: H1

Lab Sample ID: CRA 240-6400/9-A Concentration Units: ug/L

CRQL Check Standard Source: MTHGCALW_00037

	CRQL Check Standard				
Analyte	True	Found	Qualifiers	%R(1)	Limits
Mercury	0.200	0.242		121	50-150

Note! Calculations are performed before rounding to avoid round-off errors in calculated results.

FORM IIB-IN

3-IN
INSTRUMENT BLANKS
METALS

Lab Name: TestAmerica North Canton Job No.: 240-979-1

SDG No.:

Concentration Units: ug/L

		ICB 240-6400/8-A 06/28/2011 14:56		CCB 240-6400/12-A 06/28/2011 16:10		CCB 240-6400/12-A 06/28/2011 16:26		CCB 240-6400/12-A 06/28/2011 16:42	
Analyte	RL	Found	C	Found	C	Found	C	Found	C
Mercury	0.20	0.20	U	0.20	U	0.20	U	0.20	U

Italicized analytes were not requested for this sequence.

3-IN
INSTRUMENT BLANKS
METALS

Lab Name: TestAmerica North Canton Job No.: 240-979-1

SDG No.:

Concentration Units: ug/L

		CCB 240-6400/12-A 06/28/2011 16:57							
Analyte	RL	Found	C	Found	C	Found	C	Found	C
Mercury	0.20	0.20	U						

Italicized analytes were not requested for this sequence.

13-IN
ANALYSIS RUN LOG
METALS

Lab Name: TestAmerica Burlington Job No.: 240-979-1

SDG No.:

Instrument ID: METICPMS2 Method: 6020

Start Date: 07/17/2011 01:20 End Date: 07/17/2011 05:46

Lab Sample ID	D/F	Type	Time	Analytes																	
				Ag	As	Ba	Be	Cd	Co	Cr	Cu	Mo	Ni	Pb	Sb	Se	Tl	V	W	Zn	
ITUNE 200-21644/1			01:20																		
STD0 200-21644/2 IC	1		01:31	X	X	X	X	X	X	X	X	X	X	X	X	X	X	X	X	X	
STDLL2 200-21644/3 IC	1		01:37	X	X	X	X	X	X	X	X	X	X	X	X	X	X	X	X	X	
STD1 200-21644/4 IC	1		01:43	X	X	X	X	X	X	X	X	X	X	X	X	X	X	X	X	X	
STD2 200-21644/5 IC	1		01:48	X	X	X	X	X	X	X	X	X	X	X	X	X	X	X	X	X	
STD3 200-21644/6 IC	1		01:54	X	X	X	X	X	X	X	X	X	X	X	X	X	X	X	X	X	
ICV 200-21644/7	1		02:01	X	X	X	X	X	X	X	X	X	X	X	X	X	X	X	X	X	
ICBIS 200-21644/8	1		02:08	X	X	X	X	X	X	X	X	X	X	X	X	X	X	X	X	X	
ICSA 200-21644/9	1		02:13	X	X	X	X	X	X	X	X	X	X	X	X	X	X	X	X	X	
ICSAB 200-21644/10	1		02:20	X	X	X	X	X	X	X	X	X	X	X	X	X	X	X	X	X	
CCV 200-21644/11	1		02:26	X	X	X	X	X	X	X	X	X	X	X	X	X	X	X	X	X	
CCB 200-21644/12	1		02:33	X	X	X	X	X	X	X	X	X	X	X	X	X	X	X	X	X	
CCV 200-21644/13	1		02:39	X	X	X	X	X	X	X	X	X	X	X	X	X	X	X	X	X	
CCB 200-21644/14	1		02:45	X	X	X	X	X	X	X	X	X	X	X	X	X	X	X	X	X	
MB 200-20832/1-A	1	T	02:50	X	X	X	X	X	X	X	X	X	X	X	X	X	X	X	X	X	
LCS 200-20832/2-A	1	T	02:56	X	X	X	X	X	X	X	X	X	X	X	X	X	X	X	X	X	
ZZZZZZ			03:02																		
240-979-2	1	T	03:09	X	X	X	X	X	X	X	X	X	X	X	X	X	X	X	X	X	
240-979-3	1	T	03:14	X	X	X	X	X	X	X	X	X	X	X	X	X	X	X	X	X	
240-979-4	1	T	03:19	X	X	X	X	X	X	X	X	X	X	X	X	X	X	X	X	X	
240-979-5	1	T	03:24	X	X	X	X	X	X	X	X	X	X	X	X	X	X	X	X	X	
240-979-6	1	T	03:29	X	X	X	X	X	X	X	X	X	X	X	X	X	X	X	X	X	
240-979-6 SD	5	T	03:35	X	X	X	X	X	X	X	X	X	X	X	X	X	X	X	X	X	
240-979-6 PDS	1	T	03:40	X	X	X	X	X	X	X	X	X	X	X	X	X	X	X	X	X	
CCV 200-21644/25	1		03:46	X	X	X	X	X	X	X	X	X	X	X	X	X	X	X	X	X	
CCB 200-21644/26	1		03:52	X	X	X	X	X	X	X	X	X	X	X	X	X	X	X	X	X	
240-979-6 DU	1	T	03:57	X	X	X	X	X	X	X	X	X	X	X	X	X	X	X	X	X	
240-979-6 MS	1	T	04:02	X	X	X	X	X	X	X	X	X	X	X	X	X	X	X	X	X	
240-979-6 MSD	1	T	04:08	X	X	X	X	X	X	X	X	X	X	X	X	X	X	X	X	X	
240-979-7	1	T	04:14	X	X	X	X	X	X	X	X	X	X	X	X	X	X	X	X	X	
240-979-8	1	T	04:19	X	X	X	X	X	X	X	X	X	X	X	X	X	X	X	X	X	
240-979-2	1	D	04:24	X	X	X	X	X	X	X	X	X	X	X	X	X	X	X	X	X	
240-979-3	1	D	04:29	X	X	X	X	X	X	X	X	X	X	X	X	X	X	X	X	X	
240-979-4	1	D	04:35	X	X	X	X	X	X	X	X	X	X	X	X	X	X	X	X	X	
240-979-5	1	D	04:40	X	X	X	X	X	X	X	X	X	X	X	X	X	X	X	X	X	
240-979-6	1	D	04:45	X	X	X	X	X	X	X	X	X	X	X	X	X	X	X	X	X	
CCV 200-21644/37	1		04:50	X	X	X	X	X	X	X	X	X	X	X	X	X	X	X	X	X	
CCB 200-21644/38	1		04:57	X	X	X	X	X	X	X	X	X	X	X	X	X	X	X	X	X	
240-979-6 SD	5	D	05:02	X	X	X	X	X	X	X	X	X	X	X	X	X	X	X	X	X	
240-979-6 PDS	1	D	05:07	X	X	X	X	X	X	X	X	X	X	X	X	X	X	X	X	X	
240-979-6 DU	1	D	05:13	X	X	X	X	X	X	X	X	X	X	X	X	X	X	X	X	X	
240-979-6 MS	1	D	05:18	X	X	X	X	X	X	X	X	X	X	X	X	X	X	X	X	X	

13-IN
ANALYSIS RUN LOG
METALS

Lab Name: TestAmerica Burlington Job No.: 240-979-1

SDG No.:

Instrument ID: METICPMS2 Method: 6020

Start Date: 07/17/2011 01:20 End Date: 07/17/2011 05:46

Lab Sample ID	D/F	Type	Time	Analytes																
				Ag	As	Ba	Be	Cd	Co	Cr	Cu	Mo	Ni	Pb	Sb	Se	Tl	V	W	Zn
240-979-6 MSD	1	D	05:23	X	X	X	X	X	X	X	X	X	X	X	X	X	X	X	X	X
240-979-7	1	D	05:29	X	X	X	X	X	X	X	X	X	X	X	X	X	X	X	X	X
240-979-8	1	D	05:34	X	X	X	X	X	X	X	X	X	X	X	X	X	X	X	X	X
CCV 200-21644/46	1		05:39	X	X	X	X	X	X	X	X	X	X	X	X	X	X	X	X	X
CCB 200-21644/47	1		05:46	X	X	X	X	X	X	X	X	X	X	X	X	X	X	X	X	X

Prep Types

D = Dissolved

T = Total/NA

14-IN
ICP-MS TUNE
METALS

Lab Name: TestAmerica Burlington Job No.: 240-979-1

SDG No.:

ICP-MS Instrument ID: METICPMS2 Analysis Date: 07/17/11

Lab ID: ITUNE 200-21644/1

Element - Mass	Avg. Measured Mass (amu)	Avg. Peak Width at Peak Height (amu)	% RSD	Q
Li-6	6.0151	0.78	0.964	
Be-9	8.9522	0.79	1.245	
Mg-24	23.975	0.79	0.710	
Mg-25	24.9758	0.77	1.502	
Mg-26	25.9726	0.77	2.608	
Al-27	26.9915	0.75	0.673	
Sc-45	44.9659	0.75	0.493	
V-51	50.954	0.77	0.901	
Co-59	58.9232	0.78	0.323	
Y-89	88.8959	0.78	0.645	
In-113	112.9041	0.77	1.026	
In-115	114.9039	0.78	0.545	
Ba-137	136.9058	0.80	0.623	
Ce-140	139.8954	0.78	0.279	
Tb-159	158.9154	0.80	0.269	
Pb-206	205.9845	0.79	0.335	
Pb-207	206.9859	0.79	0.324	
Pb-208	207.9866	0.79	0.568	
Th-232	232.0781	0.79	0.573	
U-238	238.0908	0.79	0.360	

FORM XIV - IN

2A-IN
CALIBRATION VERIFICATIONS
METALS

Lab Name: TestAmerica Burlington Job No.: 240-979-1

SDG No.:

ICV Source: MEICPMSICVi_00018 Concentration Units: ug/L

CCV Source: MEICPMSCALi_00017

	ICV 200-21644/7 07/17/2011 02:01				CCV 200-21644/11 07/17/2011 02:26				CCV 200-21644/13 07/17/2011 02:39			
Analyte	Found	C	True	%R	Found	C	True	%R	Found	C	True	%R
Antimony	45.5		50.0	91	19.8		20.0	99	19.7		20.0	98
Arsenic	25.4		25.0	102	9.60		10.0	96	9.63		10.0	96
Barium	1270		1250	101	246		250	98	245		250	98
Beryllium	25.6		25.0	103	9.97		10.0	100	9.44		10.0	94
Cadmium	25.1		25.0	100	9.83		10.0	98	9.90		10.0	99
Chromium	50.3		50.0	101	19.5		20.0	98	19.4		20.0	97
Cobalt	124		125	99	48.7		50.0	97	48.5		50.0	97
Copper	51.0		50.0	102	20.2		20.0	101	20.1		20.0	100
Lead	24.3		25.0	97	9.59		10.0	96	9.51		10.0	95
Molybdenum	250		250	100	98.2		100	98	94.5		100	95
Nickel	50.0		50.0	100	20.1		20.0	101	19.9		20.0	99
Selenium	26.5		25.0	106	10.0		10.0	100	9.89		10.0	99
Silver	24.8		25.0	99	9.57		10.0	96	9.61		10.0	96
Thallium	24.2		25.0	97	9.43		10.0	94	9.33		10.0	93
Tungsten	25.0		25.0	100	9.86	J	10.0	99	9.82	J	10.0	98
Vanadium	50.2		50.0	100	19.1	J	20.0	96	19.2	J	20.0	96
Zinc	51.1		50.0	102	20.7		20.0	104	20.8		20.0	104

Note! Calculations are performed before rounding to avoid round-off errors in calculated results.
Italicized analytes were not requested for this sequence.

2A-IN
CALIBRATION VERIFICATIONS
METALS

Lab Name: TestAmerica Burlington Job No.: 240-979-1

SDG No.:

ICV Source: MEICPMSICVi_00018 Concentration Units: ug/L

CCV Source: MEICPMSCALi_00017

	CCV 200-21644/25 07/17/2011 03:46				CCV 200-21644/37 07/17/2011 04:50				CCV 200-21644/46 07/17/2011 05:39			
Analyte	Found	C	True	%R	Found	C	True	%R	Found	C	True	%R
Antimony	19.7		20.0	99	19.7		20.0	99	19.7		20.0	99
Arsenic	9.72		10.0	97	9.53		10.0	95	9.87		10.0	99
Barium	246		250	98	246		250	98	247		250	99
Beryllium	9.52		10.0	95	9.77		10.0	98	9.76		10.0	98
Cadmium	9.82		10.0	98	9.91		10.0	99	9.87		10.0	99
Chromium	19.5		20.0	98	19.5		20.0	98	19.7		20.0	99
Cobalt	48.7		50.0	97	48.5		50.0	97	49.0		50.0	98
Copper	20.2		20.0	101	20.0		20.0	100	20.3		20.0	101
Lead	9.53		10.0	95	9.56		10.0	96	9.63		10.0	96
Molybdenum	95.7		100	96	94.8		100	95	95.9		100	96
Nickel	20.0		20.0	100	19.8		20.0	99	20.1		20.0	101
Selenium	10.2		10.0	102	9.91		10.0	99	10.4		10.0	104
Silver	9.68		10.0	97	9.60		10.0	96	9.67		10.0	97
Thallium	9.37		10.0	94	9.40		10.0	94	9.45		10.0	94
Tungsten	9.86	J	10.0	99	9.84	J	10.0	98	9.98	J	10.0	100
Vanadium	19.3	J	20.0	96	19.3	J	20.0	96	19.3	J	20.0	96
Zinc	20.8		20.0	104	20.8		20.0	104	20.8		20.0	104

Note! Calculations are performed before rounding to avoid round-off errors in calculated results.
Italicized analytes were not requested for this sequence.

3-IN
INSTRUMENT BLANKS
METALS

Lab Name: TestAmerica Burlington Job No.: 240-979-1

SDG No.:

Concentration Units: ug/L

Analyte	RL	ICBIS 200-21644/8 07/17/2011 02:08 Found	C	CCB 200-21644/12 07/17/2011 02:33 Found	C	CCB 200-21644/14 07/17/2011 02:45 Found	C	CCB 200-21644/26 07/17/2011 03:52 Found	C
Antimony	2.0	0.437	J	0.136	J	0.118	J	0.111	J
Arsenic	5.0	5.0	U	5.0	U	5.0	U	5.0	U
Barium	5.0	5.0	U	5.0	U	5.0	U	5.0	U
Beryllium	1.0	1.0	U	1.0	U	1.0	U	1.0	U
Cadmium	1.0	1.0	U	1.0	U	1.0	U	1.0	U
Chromium	2.0	2.0	U	2.0	U	2.0	U	2.0	U
Cobalt	1.0	0.241	J	0.232	J	0.233	J	0.235	J
Copper	2.0	2.0	U	2.0	U	2.0	U	2.0	U
Lead	1.0	0.156	J	0.156	J	0.156	J	0.156	J
Molybdenum	2.0	0.719	J	1.03	J	0.604	J	2.0	U
Nickel	2.0	2.0	U	2.0	U	2.0	U	2.0	U
Selenium	5.0	5.0	U	5.0	U	5.0	U	5.0	U
Silver	1.0	1.0	U	1.0	U	1.0	U	1.0	U
Thallium	2.0	0.253	J	0.255	J	0.253	J	0.256	J
Tungsten	10	0.458	J	0.241	J	0.236	J	0.217	J
Vanadium	20	20	U	20	U	20	U	20	U
Zinc	20	20	U	20	U	20	U	20	U

Italicized analytes were not requested for this sequence.

3-IN
INSTRUMENT BLANKS
METALS

Lab Name: TestAmerica Burlington Job No.: 240-979-1

SDG No.:

Concentration Units: ug/L

		CCB 200-21644/38 07/17/2011 04:57		CCB 200-21644/47 07/17/2011 05:46					
Analyte	RL	Found	C	Found	C	Found	C	Found	C
Antimony	2.0	0.112	J	0.120	J				
Arsenic	5.0	5.0	U	5.0	U				
Barium	5.0	5.0	U	5.0	U				
Beryllium	1.0	1.0	U	1.0	U				
Cadmium	1.0	1.0	U	1.0	U				
Chromium	2.0	2.0	U	2.0	U				
Cobalt	1.0	0.242	J	0.261	J				
Copper	2.0	2.0	U	2.0	U				
Lead	1.0	0.157	J	0.158	J				
Molybdenum	2.0	2.0	U	2.0	U				
Nickel	2.0	2.0	U	2.0	U				
Selenium	5.0	5.0	U	5.0	U				
Silver	1.0	1.0	U	1.0	U				
Thallium	2.0	0.254	J	0.260	J				
Tungsten	10	0.177	J	0.251	J				
Vanadium	20	20	U	20	U				
Zinc	20	20	U	20	U				

Italicized analytes were not requested for this sequence.

4A-IN
INTERFERENCE CHECK STANDARD
METALS

Lab Name: TestAmerica Burlington Job No.: 240-979-1

SDG No.:

Lab Sample ID: ICSA 200-21644/9 Instrument ID: METICPMS2

Lab File ID: 071611-04.xml ICS Source: MEMSICSAW_00022

Concentration Units: ug/L

Analyte	True Solution A	Found Solution A	Percent Recovery
Antimony		**0.508**	
Arsenic		**0.290**	
Barium		**0.147**	
Beryllium		**-0.144**	
Cadmium		**0.599**	
Chromium		**0.665**	
Cobalt		**0.342**	
Copper		**0.795**	
Lead		**0.291**	
Molybdenum	**2000**	**2263**	**113**
Nickel		**-0.984**	
Selenium		**-0.271**	
Silver		**0.0160**	
Thallium		**0.260**	
Tungsten		**0.490**	
Vanadium		**-0.232**	
Zinc		**-2.51**	
Aluminum	*100000*	*97063*	*97*
Boron		*8.24*	
Calcium	*100000*	*104133*	*104*
Iron	*100000*	*99870*	*100*
Magnesium	*100000*	*103300*	*103*
Manganese		*0.167*	
Potassium	*100000*	*106967*	*107*
Sodium	*100000*	*101933*	*102*
Th		*0.430*	
U		*0.327*	

Calculations are performed before rounding to avoid round-off errors in calculated results.

FORM IVA-IN

4A-IN
INTERFERENCE CHECK STANDARD
METALS

Lab Name: TestAmerica Burlington Job No.: 240-979-1

SDG No.:

Lab Sample ID: ICSAB 200-21644/10 Instrument ID: METICPMS2

Lab File ID: 071611-04.xml ICS Source: MEMSABw_00026

Concentration Units: ug/L

Analyte	True Solution AB	Found Solution AB	Percent Recovery
Antimony	**100**	**95.1**	**95**
Arsenic	**20.0**	**18.8**	**94**
Barium	**500**	**509**	**102**
Beryllium	**20.0**	**17.2**	**86**
Cadmium	**20.0**	**18.8**	**94**
Chromium	**40.0**	**39.3**	**98**
Cobalt	**50.0**	**46.2**	**92**
Copper	**100**	**88.6**	**89**
Lead	**20.0**	**20.4**	**102**
Molybdenum	**2000**	**2231**	**112**
Nickel	**100**	**88.3**	**88**
Selenium	**20.0**	**18.3**	**91**
Silver	**20.0**	**17.0**	**85**
Thallium	**20.0**	**20.2**	**101**
Tungsten	**20.0**	**20.9**	**104**
Vanadium	**40.0**	**38.4**	**96**
Zinc	**100**	**87.9**	**88**
Aluminum	*100000*	*95093*	*95*
Boron	*200*	*199*	*99*
Calcium	*100000*	*103867*	*104*
Iron	*100000*	*99697*	*100*
Magnesium	*100000*	*104633*	*105*
Manganese	*40.0*	*40.0*	*100*
Potassium	*100000*	*109367*	*109*
Sodium	*100000*	*103667*	*104*
Th	*20.0*	*20.8*	*104*
U	*20.0*	*21.9*	*110*

Calculations are performed before rounding to avoid round-off errors in calculated results.

FORM IVA-IN

15-IN
ICP-MS INTERNAL STANDARDS RELATIVE INTENSITY SUMMARY
METALS

Lab Name: TestAmerica Burlington Job No.: 240-979-1

SDG No.:

ICP-MS Instrument ID: METICPMS2 Start Date: 07/17/2011 End Date: 07/17/2011

Lab Sample ID	Time	Internal Standards %RI For: Element Li-6	Q	Element Sc-45	Q	Element Y-89	Q	Element In-115	Q	Element Tb-159	Q
STD0 200-21644/2 IC	01:31	100		100		100		100		100	
STDLL2 200-21644/3	01:37	99		99		99		99		99	
STD1 200-21644/4 IC	01:43	98		100		100		100		99	
STD2 200-21644/5 IC	01:48	100		102		101		100		100	
STD3 200-21644/6 IC	01:54	101		100		99		98		99	
ICV 200-21644/7	02:01	102		103		103		103		103	
ICBIS 200-21644/8	02:08	98		100		102		102		102	
ICSA 200-21644/9	02:13	89		93		93		95		97	
ICSAB 200-21644/10	02:20	84		91		94		96		100	
CCV 200-21644/11	02:26	92		102		109		112		117	
CCB 200-21644/12	02:33	95		98		106		109		113	
CCV 200-21644/13	02:39	94		97		105		108		112	
CCB 200-21644/14	02:45	90		94		102		105		109	
MB 200-20832/1-A	02:50	93		97		103		105		110	
LCS 200-20832/2-A	02:56	95		98		104		104		110	
240-979-2	03:09	89		93		102		101		108	
240-979-3	03:14	85		86		115		94		105	
240-979-4	03:19	90		94		104		103		111	
240-979-5	03:24	86		89		98		99		107	
240-979-6	03:29	89		91		98		101		108	
240-979-6 SD	03:35	91		92		100		103		107	
240-979-6 PDS	03:40	90		92		99		101		108	
CCV 200-21644/25	03:46	94		95		102		106		111	
CCB 200-21644/26	03:52	95		94		101		105		109	
240-979-6 DU	03:57	89		94		101		104		110	
240-979-6 MS	04:02	91		93		100		102		109	
240-979-6 MSD	04:08	94		94		100		103		110	
240-979-7	04:14	89		93		100		104		110	
240-979-8	04:19	93		99		100		95		102	
240-979-2	04:24	96		105		114		112		118	
240-979-3	04:29	101		105		114		113		119	
240-979-4	04:35	88		90		118		99		110	
240-979-5	04:40	90		93		102		103		111	
240-979-6	04:45	91		93		100		103		110	
CCV 200-21644/37	04:50	91		98		105		108		113	
CCB 200-21644/38	04:57	92		96		104		107		111	
240-979-6 SD	05:02	92		94		100		103		108	
240-979-6 PDS	05:07	90		94		100		103		109	
240-979-6 DU	05:13	93		95		102		104		111	
240-979-6 MS	05:18	90		93		100		103		110	
240-979-6 MSD	05:23	90		93		100		103		110	
240-979-7	05:29	90		94		101		105		112	

FORM XV - IN

15-IN
ICP-MS INTERNAL STANDARDS RELATIVE INTENSITY SUMMARY
METALS

Lab Name: TestAmerica Burlington Job No.: 240-979-1

SDG No.:

ICP-MS Instrument ID: METICPMS2 Start Date: 07/17/2011 End Date: 07/17/2011

Lab Sample ID	Time	Internal Standards %RI For: Element Li-6	Q	Element Sc-45	Q	Element Y-89	Q	Element In-115	Q	Element Tb-159	Q
240-979-8	05:34	91		96		98		94		102	
CCV 200-21644/46	05:39	103		107		114		117		121	*
CCB 200-21644/47	05:46	96		103		110		113		116	

FORM XV - IN

15-IN

ICP-MS INTERNAL STANDARDS RELATIVE INTENSITY SUMMARY

METALS

Lab Name: TestAmerica Burlington Job No.: 240-979-1

SDG No.:

ICP-MS Instrument ID: METICPMS2 Start Date: 07/17/2011 End Date: 07/17/2011

Lab Sample ID	Time	Internal Standards %RI For: Element Bi-209	Q	Element	Q	Element	Q	Element	Q	Element	Q
STD0 200-21644/2 IC	01:31	100									
STDLL2 200-21644/3	01:37	98									
STD1 200-21644/4 IC	01:43	99									
STD2 200-21644/5 IC	01:48	98									
STD3 200-21644/6 IC	01:54	93									
ICV 200-21644/7	02:01	99									
ICBIS 200-21644/8	02:08	102									
ICSA 200-21644/9	02:13	86									
ICSAB 200-21644/10	02:20	88									
CCV 200-21644/11	02:26	115									
CCB 200-21644/12	02:33	115									
CCV 200-21644/13	02:39	112									
CCB 200-21644/14	02:45	111									
MB 200-20832/1-A	02:50	107									
LCS 200-20832/2-A	02:56	103									
240-979-2	03:09	104									
240-979-3	03:14	95									
240-979-4	03:19	107									
240-979-5	03:24	105									
240-979-6	03:29	107									
240-979-6 SD	03:35	111									
240-979-6 PDS	03:40	105									
CCV 200-21644/25	03:46	112									
CCB 200-21644/26	03:52	112									
240-979-6 DU	03:57	110									
240-979-6 MS	04:02	107									
240-979-6 MSD	04:08	107									
240-979-7	04:14	110									
240-979-8	04:19	80									
240-979-2	04:24	114									
240-979-3	04:29	114									
240-979-4	04:35	100									
240-979-5	04:40	109									
240-979-6	04:45	110									
CCV 200-21644/37	04:50	114									
CCB 200-21644/38	04:57	114									
240-979-6 SD	05:02	112									
240-979-6 PDS	05:07	107									
240-979-6 DU	05:13	110									
240-979-6 MS	05:18	107									
240-979-6 MSD	05:23	108									
240-979-7	05:29	111									

FORM XV - IN

15-IN

ICP-MS INTERNAL STANDARDS RELATIVE INTENSITY SUMMARY

METALS

Lab Name: TestAmerica Burlington Job No.: 240-979-1

SDG No.:

ICP-MS Instrument ID: METICPMS2 Start Date: 07/17/2011 End Date: 07/17/2011

Lab Sample ID	Time	Internal Standards %RI For: Element Bi-209	Q	Element	Q	Element	Q	Element	Q	Element	Q
240-979-8	05:34	80									
CCV 200-21644/46	05:39	120									
CCB 200-21644/47	05:46	118									

FORM XV - IN

9-IN
DETECTION LIMITS
GENERAL CHEMISTRY

Lab Name: TestAmerica North Canton Job Number: 240-979-1

SDG Number:

Matrix: Water Instrument ID: STEVE

Method: 310.1 MDL Date: 01/27/2010 17:29

Analyte	Wavelength/ Mass	RL (mg/L)	MDL (mg/L)
Alkalinity		5	2.7

9-IN
CALIBRATION BLANK DETECTION LIMITS
GENERAL CHEMISTRY

Lab Name: TestAmerica North Canton Job Number: 240-979-1

SDG Number:

Matrix: Water Instrument ID: STEVE

Method: 310.1 XMDL Date: 01/27/2010 17:29

Analyte	Wavelength/ Mass	XRL (mg/L)	XMDL (mg/L)
Alkalinity		5	2.7

FORM IX - IN

9-IN
DETECTION LIMITS
GENERAL CHEMISTRY

Lab Name: TestAmerica North Canton Job Number: 240-979-1

SDG Number:

Matrix: Water Instrument ID: NOEQUIP

Method: 160.1 MDL Date: 01/28/2010 09:50

Analyte	Wavelength/ Mass	RL (mg/L)	MDL (mg/L)
Total Dissolved Solids		10	7.4

9-IN
CALIBRATION BLANK DETECTION LIMITS
GENERAL CHEMISTRY

Lab Name: TestAmerica North Canton Job Number: 240-979-1

SDG Number:

Matrix: Water Instrument ID: NOEQUIP

Method: 160.1 XMDL Date: 01/28/2010 09:51

Analyte	Wavelength/ Mass	XRL (mg/L)	XMDL (mg/L)
Total Dissolved Solids		10	7.4

9-IN
DETECTION LIMITS
GENERAL CHEMISTRY

Lab Name: TestAmerica North Canton Job Number: 240-979-1

SDG Number:

Matrix: Water Instrument ID: GARFUNKEL

Method: 300.0 MDL Date: 01/27/2010 17:40

Analyte	Wavelength/ Mass	RL (mg/L)	MDL (mg/L)
Chloride		1	0.1
Nitrate as N		0.1	0.023
Nitrite as N		0.1	0.012
Orthophosphate		0.5	0.044
Sulfate		1	0.12

9-IN
CALIBRATION BLANK DETECTION LIMITS
GENERAL CHEMISTRY

Lab Name: TestAmerica North Canton Job Number: 240-979-1

SDG Number:

Matrix: Water Instrument ID: GARFUNKEL

Method: 300.0 XMDL Date: 01/27/2010 17:40

Analyte	Wavelength/ Mass	XRL (mg/L)	XMDL (mg/L)
Chloride		1	0.1
Nitrate as N		0.1	0.023
Nitrite as N		0.1	0.012
Orthophosphate		0.5	0.044
Sulfate		1	0.12

9-IN
DETECTION LIMITS
GENERAL CHEMISTRY

Lab Name: TestAmerica North Canton Job Number: 240-979-1

SDG Number:

Matrix: Water Instrument ID: DAVE

Method: 350.3 MDL Date: 01/27/2010 17:09

Analyte	Wavelength/ Mass	RL (mg/L)	MDL (mg/L)
Ammonia (as N)		0.2	0.035

9-IN
CALIBRATION BLANK DETECTION LIMITS
GENERAL CHEMISTRY

Lab Name: TestAmerica North Canton Job Number: 240-979-1

SDG Number:

Matrix: Water Instrument ID: DAVE

Method: 350.3 XMDL Date: 01/27/2010 17:09

Analyte	Wavelength/ Mass	XRL (mg/L)	XMDL (mg/L)
Ammonia (as N)		0.2	0.035

FORM IX - IN

9-IN
DETECTION LIMITS
GENERAL CHEMISTRY - DISSOLVED

Lab Name: TestAmerica North Canton Job Number: 240-979-1

SDG Number:

Matrix: Water Instrument ID: SPARKY

Method: 9060 MDL Date: 01/27/2010 15:20

Analyte	Wavelength/ Mass	RL (mg/L)	MDL (mg/L)
Dissolved Organic Carbon		1	0.24

9-IN
CALIBRATION BLANK DETECTION LIMITS
GENERAL CHEMISTRY - DISSOLVED

Lab Name: TestAmerica North Canton Job Number: 240-979-1

SDG Number:

Matrix: Water Instrument ID: SPARKY

Method: 9060 XMDL Date: 01/27/2010 15:20

Analyte	Wavelength/ Mass	XRL (mg/L)	XMDL (mg/L)
Dissolved Organic Carbon		1	0.24

FORM IX - IN

13-IN
ANALYSIS RUN LOG
GENERAL CHEMISTRY

Lab Name: TestAmerica North Canton Job No.: 240-979-1

SDG No.:

Instrument ID: GARFUNKEL Method: 300.0

Start Date: 05/13/2011 12:27 End Date: 05/13/2011 15:38

Lab Sample ID	D / F	Type	Time	Analytes
ZZZZZZ			12:27	
STD1 240-1974/2 IC			12:44	
STD2 240-1974/3 IC			13:02	
STD3 240-1974/4 IC			13:19	
STD4 240-1974/5 ICRT			13:37	
STD5 240-1974/6 IC			13:54	
STD6 240-1974/7 IC			14:11	
STD7 240-1974/8 IC			14:29	
STD8 240-1974/9 IC			14:46	
STD9 240-1974/10 IC			15:04	
ICV 240-1974/11	1		15:21	
ICB 240-1974/12			15:38	

Prep Types

2-IN
CALIBRATION QUALITY CONTROL
GENERAL CHEMISTRY

Lab Name: TestAmerica North Canton Job No.: 240-979-1

SDG No.:

Analyst: LG Batch Start Date: 05/13/2011

Reporting Units: mg/L Analytical Batch No.: 1974

Sample Number	QC Type	Time	Analyte	Result	Spike Amount	(%) Recovery	Limits	Qual	Reagent
11	ICV	15:21	Chloride	53.5	50.0	107	90-110		WCICLCS_00016
			Nitrite as N	2.49	2.50	100	90-110		WCICLCS_00016
			Nitrate as N	2.45	2.50	98	90-110		WCICLCS_00016
			Orthophosphate	2.59	2.50	104	90-110		WCICLCS_00016
			Sulfate	50.0	50.0	100	90-110		WCICLCS_00016

Note! Calculations are performed before rounding to avoid round-off errors in calculated results.

FORM II-IN

13-IN
ANALYSIS RUN LOG
GENERAL CHEMISTRY

Lab Name: TestAmerica North Canton Job No.: 240-979-1

SDG No.:

Instrument ID: GARFUNKEL Method: 300.0

Start Date: 06/10/2011 23:55 End Date: 06/11/2011 07:10

Lab Sample ID	D/F	Type	Time	Analytes				
				Cl-	N-No2	NO3	PO4	SO4
CCV 240-4369/50	1		23:55	X	X	X	X	X
CCB 240-4369/51	1		00:12	X	X	X	X	X
MB 240-4369/52	1	T	00:30	X	X	X	X	X
LCS 240-4369/53	1	T	00:47	X	X	X	X	X
LCSD 240-4369/54	1	T	01:04	X	X	X	X	X
ZZZZZZ			01:22					
ZZZZZZ			01:39					
ZZZZZZ			01:57					
ZZZZZZ			02:14					
ZZZZZZ			02:31					
ZZZZZZ			02:49					
ZZZZZZ			03:06					
CCV 240-4369/62	1		03:24	X	X	X	X	X
CCB 240-4369/63	1		03:41	X	X	X	X	X
ZZZZZZ			03:58					
ZZZZZZ			04:16					
240-477-D-3 MS	1	T	04:33	X	X	X	X	
ZZZZZZ			04:51					
ZZZZZZ			05:08					
ZZZZZZ			05:25					
ZZZZZZ			05:43					
ZZZZZZ			06:00					
ZZZZZZ			06:18					
240-979-4	1	T	06:35	X	X	X	X	X
CCV 240-4369/73	1		06:52	X	X	X	X	X
CCB 240-4369/74	1		07:10	X	X	X	X	X

Prep Types
T = Total/NA

2-IN
CALIBRATION QUALITY CONTROL
GENERAL CHEMISTRY

Lab Name: TestAmerica North Canton Job No.: 240-979-1

SDG No.:

Analyst: LG Batch Start Date: 06/10/2011

Reporting Units: mg/L Analytical Batch No.: 4369

Sample Number	QC Type	Time	Analyte	Result	Spike Amount	(%) Recovery	Limits	Qual	Reagent
50	CCV	23:55	Chloride	52.8	50.0	106	90-110		WCICCCV_00030
			Nitrite as N	2.49	2.50	100	90-110		WCICCCV_00030
			Nitrate as N	2.46	2.50	98	90-110		WCICCCV_00030
			Orthophosphate	2.50	2.50	100	90-110		WCICCCV_00030
			Sulfate	50.3	50.0	101	90-110		WCICCCV_00030
51	CCB	00:12	Chloride	1.0				U	
			Nitrite as N	0.10				U	
			Nitrate as N	0.10				U	
			Orthophosphate	0.50				U	
			Sulfate	1.0				U	
62	CCV	03:24	Chloride	52.8	50.0	106	90-110		WCICCCV_00030
			Nitrite as N	2.49	2.50	100	90-110		WCICCCV_00030
			Nitrate as N	2.47	2.50	99	90-110		WCICCCV_00030
			Orthophosphate	2.58	2.50	103	90-110		WCICCCV_00030
			Sulfate	50.3	50.0	101	90-110		WCICCCV_00030
63	CCB	03:41	Chloride	1.0				U	
			Nitrite as N	0.10				U	
			Nitrate as N	0.10				U	
			Orthophosphate	0.50				U	
			Sulfate	0.186				J	
73	CCV	06:52	Chloride	53.1	50.0	106	90-110		WCICCCV_00030
			Nitrite as N	2.53	2.50	101	90-110		WCICCCV_00030
			Nitrate as N	2.70	2.50	108	90-110		WCICCCV_00030
			Orthophosphate	2.46	2.50	98	90-110		WCICCCV_00030
			Sulfate	50.4	50.0	101	90-110		WCICCCV_00030
74	CCB	07:10	Chloride	0.112				J	
			Nitrite as N	0.10				U	
			Nitrate as N	0.10				U	
			Orthophosphate	0.50				U	
			Sulfate	0.192				J	

Note! Calculations are performed before rounding to avoid round-off errors in calculated results.

FORM II-IN

13-IN
ANALYSIS RUN LOG
GENERAL CHEMISTRY

Lab Name: TestAmerica North Canton Job No.: 240-979-1

SDG No.:

Instrument ID: DAVE Method: 350.3

Start Date: 06/21/2011 13:46 End Date: 06/21/2011 18:38

Lab Sample ID	D/F	Type	Time	Analytes: NH3
IC 240-5575/1			13:46	X
IC 240-5575/2			13:46	X
IC 240-5575/3			13:46	X
IC 240-5575/4			13:46	X
ICV 240-5575/5	5		13:46	X
ICB 240-5575/6	1		13:46	X
MB 240-5575/7	1	T	13:46	X
LCS 240-5575/8	5	T	13:46	X
ZZZZZZ			13:46	
ZZZZZZ			13:46	
ZZZZZZ			13:46	
ZZZZZZ			13:46	
ZZZZZZ			13:46	
ZZZZZZ			13:46	
ZZZZZZ			13:46	
ZZZZZZ			13:46	
CCV 240-5575/17	1		13:46	X
CCB 240-5575/18	1		13:46	X
ZZZZZZ			13:46	
ZZZZZZ			13:46	
ZZZZZZ			13:46	
ZZZZZZ			13:46	
ZZZZZZ			13:46	
ZZZZZZ			13:46	
ZZZZZZ			13:46	
ZZZZZZ			18:02	
ZZZZZZ			18:02	
240-969-H-7 MS	1	T	18:02	X
CCV 240-5575/28	1		18:02	X
CCB 240-5575/29	1		18:02	X
240-969-H-7 MSD	1	T	18:03	X
240-979-4	1	T	18:03	X
CCV 240-5575/32	1		18:03	X
CCB 240-5575/33	1		18:38	X

Prep Types

T = Total/NA

2-IN
CALIBRATION QUALITY CONTROL
GENERAL CHEMISTRY

Lab Name: TestAmerica North Canton Job No.: 240-979-1

SDG No.:

Analyst: JK Batch Start Date: 06/21/2011

Reporting Units: mg/L Analytical Batch No.: 5575

Sample Number	QC Type	Time	Analyte	Result	Spike Amount	(%) Recovery	Limits	Qual	Reagent
5	ICV	13:46	Ammonia (as N)	12.6	13.9	91	90-110		WCSIMPNUTRNT_00003
6	ICB	13:46	Ammonia (as N)	0.0656				J	
17	CCV	13:46	Ammonia (as N)	2.70	2.50	108	90-110		WCNH31000_00006
18	CCB	13:46	Ammonia (as N)	0.0588				J	
28	CCV	18:02	Ammonia (as N)	2.69	2.50	107	90-110		WCNH31000_00006
29	CCB	18:02	Ammonia (as N)	0.0737				J	
32	CCV	18:03	Ammonia (as N)	2.58	2.50	103	90-110		WCNH31000_00006
33	CCB	18:38	Ammonia (as N)	0.0710				J	

Note! Calculations are performed before rounding to avoid round-off errors in calculated results.

FORM II-IN

13-IN
ANALYSIS RUN LOG
GENERAL CHEMISTRY

Lab Name: TestAmerica North Canton Job No.: 240-979-1

SDG No.:

Instrument ID: SPARKY Method: 9060

Start Date: 06/14/2011 10:42 End Date: 06/15/2011 08:16

Lab Sample ID	D/F	Type	Time	Analytes: DOC
CCV 240-4809/1	1		10:42	X
CCB 240-4809/2	1		10:53	X
MB 240-4809/3	1	D	11:03	X
LCS 240-4809/4	1	D	11:14	X
ZZZZZZ			11:25	
240-813-H-3 MS	1	D	12:06	X
240-813-H-3 MSD	1	D	12:17	X
ZZZZZZ			12:28	
ZZZZZZ			13:09	
CCV 240-4809/10	1		13:51	X
CCB 240-4809/11	1		14:02	X
ZZZZZZ			14:12	
ZZZZZZ			14:54	
240-979-4	1	D	15:35	X
CCV 240-4809/15	1		16:16	X
CCB 240-4809/16	1		16:27	X
ZZZZZZ			16:38	
ZZZZZZ			16:49	
ZZZZZZ			17:00	
ZZZZZZ			17:10	
ZZZZZZ			17:21	
ZZZZZZ			17:32	
ZZZZZZ			17:43	
ZZZZZZ			17:53	
ZZZZZZ			18:04	
CCV 240-4809/26			18:15	
CCB 240-4809/27			18:26	
ZZZZZZ			18:37	
ZZZZZZ			18:47	
CCV 240-4809/30			18:58	
CCB 240-4809/31			19:09	
ZZZZZZ			06:51	
CCV 240-4809/33			07:01	
CCB 240-4809/34			07:12	
ZZZZZZ			07:23	
CCV 240-4809/36			08:05	
CCB 240-4809/37			08:16	

Prep Types
D = Dissolved

2-IN
CALIBRATION QUALITY CONTROL
GENERAL CHEMISTRY

Lab Name: TestAmerica North Canton Job No.: 240-979-1

SDG No.:

Analyst: TH Batch Start Date: 06/14/2011

Reporting Units: mg/L Analytical Batch No.: 4809

Sample Number	QC Type	Time	Analyte	Result	Spike Amount	(%) Recovery	Limits	Qual	Reagent
1	CCV	10:42	Dissolved Organic Carbon	24.5	25.0	98	90-110		WC TOC CCV_00006
2	CCB	10:53	Dissolved Organic Carbon	1.0				U	
10	CCV	13:51	Dissolved Organic Carbon	24.2	25.0	97	90-110		WC TOC CCV_00006
11	CCB	14:02	Dissolved Organic Carbon	1.0				U	
15	CCV	16:16	Dissolved Organic Carbon	24.6	25.0	99	90-110		WC TOC CCV_00006
16	CCB	16:27	Dissolved Organic Carbon	1.0				U	

Note! Calculations are performed before rounding to avoid round-off errors in calculated results.

FORM II-IN

13-IN
ANALYSIS RUN LOG
GENERAL CHEMISTRY

Lab Name: TestAmerica North Canton Job No.: 240-979-1

SDG No.:

Instrument ID: STEVE Method: 310.1

Start Date: 06/23/2011 08:31 End Date: 06/23/2011 18:12

Lab Sample ID	D/F	Type	Time	Analytes: Alk
ZZZZZZ			08:31	
LCS 240-5927/2	1	T	08:40	X
MB 240-5927/3	1	T	08:47	X
ZZZZZZ			08:51	
ZZZZZZ			13:20	
ZZZZZZ			13:34	
240-969-I-3 MS	1	T	13:51	X
240-969-I-3 MSD	1	T	14:09	X
ZZZZZZ			14:27	
ZZZZZZ			14:45	
ZZZZZZ			15:02	
ZZZZZZ			15:34	
ZZZZZZ			15:47	
ZZZZZZ			16:05	
ZZZZZZ			16:09	
ZZZZZZ			16:24	
240-966-I-9 DU	1	T	16:39	X
ZZZZZZ			16:45	
ZZZZZZ			16:54	
ZZZZZZ			17:03	
ZZZZZZ			17:11	
ZZZZZZ			17:26	
ZZZZZZ			17:30	
ZZZZZZ			17:34	
ZZZZZZ			17:38	
ZZZZZZ			17:42	
ZZZZZZ			17:59	
240-979-4	1	T	18:08	X
ZZZZZZ			18:12	

Prep Types

T = Total/NA

13-IN
ANALYSIS RUN LOG
GENERAL CHEMISTRY

Lab Name: TestAmerica North Canton Job No.: 240-979-1

SDG No.:

Instrument ID: NOEQUIP Method: 160.1

Start Date: 06/13/2011 14:00 End Date: 06/13/2011 14:00

Lab Sample ID	D / F	Type	Time	Analytes: TDS
MB 240-4556/1	1	T	14:00	X
LCS 240-4556/2	1	T	14:00	X
ZZZZZZ			14:00	
ZZZZZZ			14:00	
240-966-I-1 DU	1	T	14:00	X
ZZZZZZ			14:00	
ZZZZZZ			14:00	
ZZZZZZ			14:00	
ZZZZZZ			14:00	
ZZZZZZ			14:00	
ZZZZZZ			14:00	
ZZZZZZ			14:00	
ZZZZZZ			14:00	
ZZZZZZ			14:00	
ZZZZZZ			14:00	
ZZZZZZ			14:00	
ZZZZZZ			14:00	
ZZZZZZ			14:00	
ZZZZZZ			14:00	
ZZZZZZ			14:00	
ZZZZZZ			14:00	
ZZZZZZ			14:00	
240-979-4	1	T	14:00	X

Prep Types
T = Total/NA

3-IN
METHOD BLANK
GENERAL CHEMISTRY

Lab Name: TestAmerica North Canton Job No.: 240-979-1

SDG No.:

Method	Lab Sample ID	Analyte	Result	Qual	Units	RL	Dil
Batch ID: 4556	Date: 06/13/2011 14:00						
160.1	MB 240-4556/1	Total Dissolved Solids	10	U	mg/L	10	1
Batch ID: 4369	Date: 06/11/2011 00:30						
300.0	MB 240-4369/52	Chloride	1.0	U	mg/L	1.0	1
300.0	MB 240-4369/52	Nitrite as N	0.10	U	mg/L	0.10	1
300.0	MB 240-4369/52	Nitrate as N	0.10	U	mg/L	0.10	1
300.0	MB 240-4369/52	Orthophosphate	0.50	U	mg/L	0.50	1
300.0	MB 240-4369/52	Sulfate	1.0	U	mg/L	1.0	1
Batch ID: 5927	Date: 06/23/2011 08:47						
310.1	MB 240-5927/3	Alkalinity	5.0	U	mg/L	5.0	1
Batch ID: 5575	Date: 06/21/2011 13:46						
350.3	MB 240-5575/7	Ammonia (as N)	0.0521	J	mg/L	0.20	1
Batch ID: 4809	Date: 06/14/2011 11:03						
9060	MB 240-4809/3	Dissolved Organic Carbon	1.0	U	mg/L	1.0	1

FORM III-IN

5-IN
MATRIX SPIKE SAMPLE RECOVERY
GENERAL CHEMISTRY

Lab Name: TestAmerica North Canton Job No.: 240-979-1

SDG No.:

Matrix: Water

Method	Lab Sample ID	Analyte	Result	C	Unit	Spike Amount	Pct. Rec.	Limits	RPD	RPD Limit	Q
Batch ID: 4369		Date: 06/11/2011 04:33									
300.0	240-477-D-3	Chloride	9.0		mg/L						
300.0	240-477-D-3 MS	Chloride	62.8		mg/L	50.0	108	80-120			
300.0	240-477-D-3	Nitrite as N	0.10	U	mg/L						
300.0	240-477-D-3 MS	Nitrite as N	2.39		mg/L	2.50	96	80-120			
300.0	240-477-D-3	Nitrate as N	0.033	J	mg/L						
300.0	240-477-D-3 MS	Nitrate as N	2.42		mg/L	2.50	95	80-120			
300.0	240-477-D-3	Orthophosphate	0.50	U	mg/L						
300.0	240-477-D-3 MS	Orthophosphate	3.05		mg/L	2.50	122	80-120			F
Batch ID: 5927		Date: 06/23/2011 13:51									
310.1	240-969-I-3	Alkalinity	480		mg/L						
310.1	240-969-I-3 MS	Alkalinity	637		mg/L	500	31	10-160			
Batch ID: 5575		Date: 06/21/2011 18:02									
350.3	240-969-H-7	Ammonia (as N)	0.14	J	mg/L						B
350.3	240-969-H-7 MS	Ammonia (as N)	2.69		mg/L	2.50	102	75-125			
Batch ID: 4809		Date: 06/14/2011 12:06									
9060	240-813-H-3	Dissolved Organic Carbon	21		mg/L						
9060	240-813-H-3 MS	Dissolved Organic Carbon	44.8		mg/L	25.0	97	72-136			

Calculations are performed before rounding to avoid round-off errors in calculated results.

FORM V-IN

5-IN
MATRIX SPIKE DUPLICATE SAMPLE RECOVERY
GENERAL CHEMISTRY

Lab Name: TestAmerica North Canton Job No.: 240-979-1

SDG No.:

Matrix: Water

Method	Lab Sample ID	Analyte	Result	C	Unit	Spike Amount	Pct. Rec.	Limits	RPD	RPD Limit	Q
Batch ID: 5927		Date: 06/23/2011 14:09									
310.1	240-969-I-3 MSD	Alkalinity	645		mg/L	500	33	10-160	1	24	
Batch ID: 5575		Date: 06/21/2011 18:03									
350.3	240-969-H-7 MSD	Ammonia (as N)	2.62		mg/L	2.50	99	75-125	3	20	
Batch ID: 4809		Date: 06/14/2011 12:17									
9060	240-813-H-3 MSD	Dissolved Organic Carbon	44.8		mg/L	25.0	97	72-136	0	20	

Calculations are performed before rounding to avoid round-off errors in calculated results.

FORM V-IN

6-IN
DUPLICATE
GENERAL CHEMISTRY

Lab Name: TestAmerica North Canton Job No.: 240-979-1

SDG No.:

Matrix: Water

Method	Client Sample ID	Lab Sample ID	Analyte	Result	Unit	RPD	RPD Limit	Qual
Batch ID:	4556	Date: 06/13/2011 14:00						
160.1		240-966-I-1	Total Dissolved Solids	1100	mg/L			
160.1		240-966-I-1 DU	Total Dissolved Solids	1080	mg/L	2	20	
Batch ID:	5927	Date: 06/23/2011 16:39						
310.1		240-966-I-9	Alkalinity	510	mg/L			
310.1		240-966-I-9 DU	Alkalinity	500	mg/L	2	20	

Calculations are performed before rounding to avoid round-off errors in calculated results.

FORM VI-IN

7A-IN
LAB CONTROL SAMPLE
GENERAL CHEMISTRY

Lab Name: TestAmerica North Canton Job No.: 240-979-1

SDG No.:

Matrix: Water

Method	Lab Sample ID	Analyte	Result	C	Unit	Spike Amount	Pct. Rec.	Limits	RPD	RPD Limit	Q
Batch ID: 4556		Date: 06/13/2011 14:00									
						LCS Source: WCMINERALS_00010					
160.1	LCS 240-4556/2	Total Dissolved Solids	402		mg/L	415	97	88-110			
Batch ID: 4369		Date: 06/11/2011 00:47									
						LCS Source: WCICLCS_00024					
300.0	LCS 240-4369/53	Chloride	52.7		mg/L	50.0	105	90-110	5	20	
300.0	LCS 240-4369/53	Nitrite as N	2.53		mg/L	2.50	101	90-110	4	20	
300.0	LCS 240-4369/53	Nitrate as N	2.46		mg/L	2.50	98	90-110	5	20	
300.0	LCS 240-4369/53	Orthophosphate	2.55		mg/L	2.50	102	90-110	6	20	
300.0	LCS 240-4369/53	Sulfate	50.3		mg/L	50.0	101	90-110	4	20	
Batch ID: 5927		Date: 06/23/2011 08:40									
						LCS Source: WCMINERALS_00012					
310.1	LCS 240-5927/2	Alkalinity	53.6		mg/L	49.2	109	90-127			
Batch ID: 5575		Date: 06/21/2011 13:46									
						LCS Source: WCSIMPNUTRNT_00003					
350.3	LCS 240-5575/8	Ammonia (as N)	12.3		mg/L	13.9	89	85-114			
Batch ID: 4809		Date: 06/14/2011 11:14									
						LCS Source: WCTOCLCS_00003					
9060	LCS 240-4809/4	Dissolved Organic Carbon	34.3		mg/L	37.1	92	88-115			

Calculations are performed before rounding to avoid round-off errors in calculated results.

FORM VIIA-IN

7A-IN
LAB CONTROL SAMPLE DUPLICATE
GENERAL CHEMISTRY

Lab Name: TestAmerica North Canton Job No.: 240-979-1

SDG No.:

Matrix: Water

Method	Lab Sample ID	Analyte	Result	C	Unit	Spike Amount	Pct. Rec.	Limits	RPD	RPD Limit	Q
Batch ID: 4369		Date: 06/11/2011 01:04									
						LCSD Source: WCICLCS_00024					
300.0	LCSD 240-4369/54	Chloride	50.3		mg/L	50.0	101	90-110	5	20	
300.0	LCSD 240-4369/54	Nitrite as N	2.42		mg/L	2.50	97	90-110	4	20	
300.0	LCSD 240-4369/54	Nitrate as N	2.35		mg/L	2.50	94	90-110	5	20	
300.0	LCSD 240-4369/54	Orthophosphate	2.40		mg/L	2.50	96	90-110	6	20	
300.0	LCSD 240-4369/54	Sulfate	48.1		mg/L	50.0	96	90-110	4	20	

Calculations are performed before rounding to avoid round-off errors in calculated results.

FORM VIIA-IN

G1F140471

TestAmerica North Canton
4101 Shuffel Street NW
North Canton, OH 44720
Phone (330) 497-9396 Fax (330) 497-0772

Chain of Custody Record

TestAmerica
THE LEADER IN ENVIRONMENTAL TESTING

Client Information (Sub Contract Lab)	Sampler:	Lab PM: O'Meara, Patrick J	Carrier Tracking No(s)	COC No: 240-381.1
Client Contact: Shipping/Receiving	Phone:	E-Mail: patrick.omeara@testamericainc.com		Page: Page 1 of 1
Company: TestAmerica Laboratories, Inc.				Job #: 240-979-1
Address: 880 Riverside Parkway,	Due Date Requested: 6/28/2011			
City: West Sacramento	TAT Requested (days):			
State, Zip: CA, 95605				
Phone: 916-373-5600(Tel)	PO #:			
Email:	WO #:			
Project Name: MSA GW 2011	Project #: 24005772			
Site:	SSOW#:			

Analysis Requested

Preservation Codes:

A - HCL	M - Hexane
B - NaOH	N - None
C - Zn Acetate	O - AsNaO2
D - Nitric Acid	P - Na2O4S
E - NaHSO4	Q - Na2SO3
F - MeOH	R - Na2S2SO3
G - Amchlor	S - H2SO4
H - Ascorbic Acid	T - TSP Dodecahydrate
I - Ice	U - Acetone
J - DI Water	V - MCAA
K - EDTA	W - ph 4-5
L - EDA	Z - other (specify)

Other:

Sample Identification - Client ID (Lab ID)	Sample Date	Sample Time	Sample Type (C=comp, G=grab)	Matrix (W=water, S=solid, O=waste/oil, BT=Tissue, A=Air)	Field Filtered Sample (Yes or No)	Perform MS/MSD (Yes or No)	SUBCONTRACT/ Perchlorate-West Sacrametno	Total Number of containers	Special Instructions/Note:
			Preservation Code:						
MW34S-060911 (240-979-2)	6/9/11	11:05 Eastern		Water			X	1	
MW34I-060911 (240-979-3)	6/9/11	12:40 Eastern		Water			X	1	
MW11S-060911 (240-979-4)	6/9/11	11:50 Eastern		Water			X	1	
MW3-060911 (240-979-5)	6/9/11	11:54 Eastern		Water			X	1	
MW11I-060911 (240-979-6)	6/9/11	14:40 Eastern		Water			X	3	
MW11I-060911 (240-979-6MS)	6/9/11	14:40 Eastern	MS	Water			X	1	
MW11I-060911 (240-979-6MSD)	6/9/11	14:40 Eastern	MSD	Water			X	1	
MW29D-060911 (240-979-7)	6/9/11	15:54 Eastern		Water			X	1	
DMW3S-060911 (240-979-8)	6/9/11	13:30 Eastern		Water			X	1	

Possible Hazard Identification
☐ Non-Hazard ☐ Flammable ☐ Skin Irritant ☐ Poison B ☐ Unknown ☐ Radiological

Sample Disposal (A fee may be assessed if samples are retained longer than 1 month)
☐ Return To Client ☐ Disposal By Lab ☐ Archive For _____ Months

Deliverable Requested: I, II, III, IV, Other (specify)

Special Instructions/QC Requirements:

Empty Kit Relinquished by:	Date:	Time:	Method of Shipment:		
Relinquished by: [signature]	Date/Time: 6/13/11	Company: KL-NK	Received by: [signature]	Date/Time: 14 JUN 11 / 1230	Company: TA NSAC
Relinquished by:	Date/Time:	Company	Received by:	Date/Time:	Company
Relinquished by:	Date/Time:	Company	Received by:	Date/Time:	Company

Custody Seals Intact: Δ Yes Δ No | Custody Seal No.: | Cooler Temperature(s) °C and Other Remarks:

① LABELED @ 1245 ② LABELED, DMW-11I-060911 AS SAMPLE ID [initials] 14 JUN 11

TestAmerica
THE LEADER IN ENVIRONMENTAL TESTING

LOT RECEIPT CHECKLIST
TestAmerica West Sacramento

CLIENT TAL NORTH CANTON PM KD LOG # 71170 6/14/11 71172

LOT# (QUANTIMS ID) G1F140471 QUOTE# 88936 LOCATION W12A

Checked (✓)

DATE RECEIVED 14 JUNE 11 TIME RECEIVED 1005 ☑

DELIVERED BY ☑ FEDEX ☐ ON TRAC ☐ OTHER

☐ GOLDENSTATE ☐ UPS ☐ EZ PARCEL

☐ TAL COURIER ☐ TAL SF ☐ CLIENT ☑

SHIPPPING CONTAINER(S) ☑ TAL ☐ CLIENT ☐ N/A ☑

CUSTODY SEAL STATUS ☑ INTACT ☐ BROKEN ☐ N/A ☑

CUSTODY SEAL #(S) 162342

COC #(S) 14 JUNE 11 ~~240-38211~~ 240-381-1 ☑

TEMPERATURE BLANK Observed: n/a Corrected: n/a

SAMPLE TEMPERATURE - (TEMPERATURES ARE IN °C)

Observed: 2, 2, 2 Average 2 Corrected Average 2

LABORATORY THERMOMETER ID:

IR UNIT: #4 ☑ #5 ☐ ☐ OTHER ☑

Initials: [illegible] Date: 14 JUNE 11

---

pH MEASURED ☐ YES ☐ ANOMALY ☑ N/A ☑

LABELED BY ☑

LABELS CHECKED BY ☑

PEER REVIEW ☑ NA

SHORT HOLD TEST NOTIFICATION

SAMPLE RECEIVING ☑

WETCHEM ☑ N/A ☑

VOA-ENCORES ☑ N/A ☑

☐ METALS NOTIFIED OF FILTER/PRESERVE VIA VERBAL & EMAIL ☑ N/A ☑

☑ COMPLETE SHIPMENT RECEIVED IN GOOD CONDITION WITH ☑ N/A ☑
APPROPRIATE TEMPERATURES, CONTAINERS, PRESERVATIVES 6/14/11

☑ CLOUSEAU ☐ TEMPERATURE EXCEEDED (2 °C – 6 °C)*1 ☑ N/A 6/14/11

☐ WET ICE ☐ BLUE ICE ☐ GEL PACK ☐ NO COOLING AGENTS USED ☑ PM NOTIFIED

Initials: CV Date: 6/14/11

Notes

*1 Acceptable temperature range for State of Wisconsin samples is ≤4°C.

TestAmerica

THE LEADER IN ENVIRONMENTAL TESTING

Bottle Lot Inventory

Lot ID: G1F140471

	1	2	3	4	5	6	7	8	9	10	11	12	13	14	15	16	17	18	19	20
VOA*																				
VOAh*																				
AGB																				
AGBs																				
250AGB																				
250AGBs																				
250AGBn																				
500AGB																				
___AGJ																				
500AGJ																				
250AGJ																				
125AGJ																				
___CGJ																				
500CGJ																				
250CGJ																				
125CGJ																				
PJ																				
PJn																				
500PJ																				
500PJn																				
500PJna																				
500PJzn/na																				
250PJ	1	1	1	1	3	1	1													
250PJn																				
250PJna																				
250PJzn/na																				
Acetate Tube																				
___"CT																				
Encore																				
Folder/filter																				
PUF																				
Petri/Filter																				
XAD Trap																				
Ziploc																				
	1	2	3	4	5	6	7	8	9	10	11	12	13	14	15	16	17	18	19	20

h = hydrochloric acid s = sulfuric acid na = sodium hydroxide n = nitric acid zn = zinc acetate

Number of VOAs with air bubbles present / total number of VOA's

QA-185 5/05 EM

Page 3

TestAmerica

THE LEADER IN ENVIRONMENTAL TESTING

June 29, 2011

TestAmerica Project Number: G1F140471
PO/Contract: 240-979

Patrick O'Meara
TestAmerica North Canton
4101 Shuffel Street NW
North Canton, OH 44720

Dear Mr. O'Meara,

This report contains the analytical results for the samples received under chain of custody by TestAmerica on June 14, 2011. These samples are associated with your 240-979 project.

The test results in this report meet all NELAC requirements for parameters that accreditation is required or available. Any exceptions to NELAC requirements are noted in the case narrative. The case narrative is an integral part of this report.

If you have any questions, please feel free to call me at (916) 374-4384.

Sincerely,

Karen Dahl
Project Manager

Case Narrative

TestAmerica West Sacramento Project Number G1F140471

General Comments
There were some discrepancies between the sample identification and collection time on the chain of custody and the sample containers. The information listed on the chain of custody was used in the report.

WATER, 314.0, Perchlorate
Sample(s): 3, 7
A matrix spike (MS) and matrix spike duplicate (MSD) pair was analyzed with this extraction/analytical batch. Since the aliquot used for the MS/MSD is not associated with this project site, it was not reported with this project.

Sample(s): 3, 7
These samples were analyzed at dilution due to matrix interferences.

There were no other anomalies associated with this project.

Sample Summary

TestAmerica West Sacramento Project Number G1F140471

WO#	Sample #	Client Sample ID	Sampling Date	Received Date
MJ71G	1	MW34S-060911	6/9/2011 11:05 AM	6/14/2011 10:05 AM
MJ71H	2	MW34I-060911	6/9/2011 12:40 PM	6/14/2011 10:05 AM
MJ71K	3	MW11S-060911	6/9/2011 11:50 AM	6/14/2011 10:05 AM
MJ71L	4	MW3-060911	6/9/2011 11:54 AM	6/14/2011 10:05 AM
MJ71M	5	MW11I-060911	6/9/2011 02:40 PM	6/14/2011 10:05 AM
MJ71N	6	MW29D-060911	6/9/2011 03:54 PM	6/14/2011 10:05 AM
MJ71P	7	DMW3S-060911	6/9/2011 01:30 PM	6/14/2011 10:05 AM

Notes(s):

- The analytical results of the samples listed above are presented on the following pages.
- All calculations are performed before rounding to avoid round-off errors in calculated results.
- Results noted as "ND" were not detected at or above the stated limit.
- This report must not be reproduced, except in full, without the written approval of the laboratory.
- Results for the following parameters are never reported on a dry weight basis: color, corrosivity, density, flashpoint, ignitability, layers, odor, paint filter test, pH, porosity, pressure, reactivity, redox potential, specific gravity, spot tests, solids, solubility, temperature, viscosity, and weight.

ANALYTICAL METHODS SUMMARY

G1F140471

PARAMETER	ANALYTICAL METHOD
Perchlorate	MCAWW 314.0

References:

MCAWW "Methods for Chemical Analysis of Water and Wastes", EPA-600/4-79-020, March 1983 and subsequent revisions.

METHOD BLANK REPORT

General Chemistry

Client Lot #...: G1F140471 Matrix.....: WATER

PARAMETER	RESULT	REPORTING LIMIT	UNITS	METHOD	PREPARATION-ANALYSIS DATE	PREP BATCH #
Perchlorate		Work Order #: MKJKF1AA		MB Lot-Sample #:	G1F280000-144	
	ND	1.0	ug/L	MCAWW 314.0	06/24/11	1179144
		Dilution Factor: 1				
Perchlorate		Work Order #: MKJ5G1AA		MB Lot-Sample #:	G1F290000-046	
	ND	1.0	ug/L	MCAWW 314.0	06/28/11	1180046
		Dilution Factor: 1				

NOTE(S):

Calculations are performed before rounding to avoid round-off errors in calculated results.

LABORATORY CONTROL SAMPLE EVALUATION REPORT

General Chemistry

Client Lot #...: G1F140471 Matrix.....: WATER

PARAMETER	PERCENT RECOVERY	RECOVERY LIMITS	METHOD	PREPARATION-ANALYSIS DATE	PREP BATCH #
Perchlorate		Work Order #: MKJKF1AC	LCS Lot-Sample#: G1F280000-144		
	91	(85 - 115)	MCAWW 314.0	06/24/11	1179144
		Dilution Factor: 1			
Perchlorate		Work Order #: MKJ5G1AC	LCS Lot-Sample#: G1F290000-046		
	100	(85 - 115)	MCAWW 314.0	06/28/11	1180046
		Dilution Factor: 1			

NOTE(S):

Calculations are performed before rounding to avoid round-off errors in calculated results.

LABORATORY CONTROL SAMPLE DATA REPORT

General Chemistry

Client Lot #...: G1F140471 **Matrix.....:** WATER

PARAMETER	SPIKE AMOUNT	MEASURED AMOUNT	UNITS	PERCNT RECVRY	METHOD	PREPARATION-ANALYSIS DATE	PREP BATCH #
Perchlorate			Work Order #: MKJKF1AC LCS Lot-Sample#: G1F280000-144				
	50.0	45.7	ug/L	91	MCAWW 314.0	06/24/11	1179144
			Dilution Factor: 1				
Perchlorate			Work Order #: MKJ5G1AC LCS Lot-Sample#: G1F290000-046				
	50.0	49.8	ug/L	100	MCAWW 314.0	06/28/11	1180046
			Dilution Factor: 1				

NOTE(S):

Calculations are performed before rounding to avoid round-off errors in calculated results.

MATRIX SPIKE SAMPLE EVALUATION REPORT

General Chemistry

Client Lot #...: G1F140471 Matrix.....: WATER
Date Sampled...: 06/09/11 Date Received..: 06/14/11

PARAMETER	PERCENT RECOVERY	RECOVERY LIMITS	RPD	RPD LIMITS	METHOD	PREPARATION-ANALYSIS DATE	PREP BATCH #
Perchlorate		WO#: MJ71G1AC-MS/MJ71G1AD-MSD				MS Lot-Sample #: G1F140471-001	
	100	(80 - 120)			MCAWW 314.0	06/24/11	1179144
	101	(80 - 120)	0.80	(0-20)	MCAWW 314.0	06/24/11	1179144

Dilution Factor: 1

NOTE(S):

Calculations are performed before rounding to avoid round-off errors in calculated results.

MATRIX SPIKE SAMPLE DATA REPORT

General Chemistry

Client Lot #...: G1F140471 Matrix.....: WATER
Date Sampled...: 06/09/11 Date Received..: 06/14/11

PARAMETER	SAMPLE AMOUNT	SPIKE AMT	MEASRD AMOUNT	UNITS	PERCNT RECVRY	RPD	METHOD	PREPARATION-ANALYSIS DATE	PREP BATCH #
Perchlorate			WO#: MJ71G1AC-MS/MJ71G1AD-MSD				MS Lot-Sample #: G1F140471-001		
	ND	50.0	50.2	ug/L	100		MCAWW 314.0	06/24/11	1179144
	ND	50.0	50.6	ug/L	101	0.80	MCAWW 314.0	06/24/11	1179144
			Dilution Factor: 1						

NOTE(S):

Calculations are performed before rounding to avoid round-off errors in calculated results.

Tetra Tech NUS **INTERNAL CORRESPONDENCE**

TO: **A. APANAVAGE** **DATE:** **JULY 19, 2011**

FROM: **MICHELLE L. ALLEN** **COPIES:** **DV FILE**

SUBJECT: **INORGANIC DATA VALIDATION – HEXAVALENT CHROMIUM**
MARTIN STATE AIRPORT (MSA)
SDGs R1103194, R1103346, R1103373

SAMPLES: 9/Aqueous/Hexavalent Chromium

DMW 2S-060711	DMW 3D-060711	DMW 2A-060711
DMW 4A-060711	MT-MW3S-061411	MT-MW4S-061411
MT-MW01S-061511	MT-MW05S-061511	MT-MW06S-061511

Overview

The sample set for Martin State Airport (MSA), SDGs R1103194, R1103346, R1103373 consisted of nine (9) aqueous environmental samples. All nine (9) aqueous samples were analyzed for hexavalent chromium. No field duplicate pair was included in the sample delivery group (SDG).

The samples were collected by Tetra Tech NUS on June 7, 14, and 15, 2011 and analyzed by Columbia Analytical Services, Inc. All analyses were conducted in accordance with EPA Method 218.6 analytical and reporting protocols.

The data contained in these SDGs were validated with regard to the following parameters: data completeness, holding times, initial/continuing calibrations, laboratory method blank results, blank spike results, matrix spike/matrix spike duplicate recoveries, chromatographic resolution, analyte quantitation, and detection limits. Areas of concern are listed below.

Major

No major issues were identified.

Minor

No minor issues were identified.

Notes

Sample MT-MW4S-061411 from SDG R1103346 was analyzed 1 minute outside of the 24 hour holding time. No action was taken.

The Matrix Spike/Matrix Spike Duplicate (MS/MSD) Percent Recoveries (%Rs) for hexavalent chromium in SDG R1103346 were above the upper quality control limit. No action was necessary because no positive results were reported for hexavalent chromium in the associated samples.

The samples in these SDGs were properly preserved at a pH range of 9.0 - 9.5 prior to analysis.

Non-detected results were reported to the Method Detection Limit (MDL).

Executive Summary

Laboratory Performance: None.

Other Factors Affecting Data Quality: The MS/MSD %Rs were above the upper quality control limit in SDG R1103346.

The data for these analyses were reviewed with reference to Region III modifications to U.S. EPA National Functional Guidelines for Inorganic Data Validation (April 1993) and EPA Method 218.6. The text of this report has been formulated to address only those problem areas affecting data quality.

Tetra Tech NUS
Michelle L. Allen
Chemist/Data Validator

Tetra Tech NUS
Joseph A. Samchuck
Quality Assurance Officer

Attachments:
Appendix A – Qualified Analytical Results
Appendix B – Results as Reported by the Laboratory
Appendix C – Support Documentation

Appendix A

Qualified Analytical Results

Data Validation Qualifier Codes:

A = Lab Blank Contamination
B = Field Blank Contamination
C = Calibration Noncompliance (e.g. % RSDs, %Ds, ICVs, CCVs, RRFs, etc.)
C01 = GC/MS Tuning Noncompliance
D = MS/MSD Recovery Noncompliance
E = LCS/LCSD Recovery Noncompliance
F = Lab Duplicate Imprecision
G = Field Duplicate Imprecision
H = Holding Time Exceedance
I = ICP Serial Dilution Noncompliance
J = GFAA PDS - GFAA MSA's r < 0.995 / ICP PDS Recovery Noncompliance
K = ICP Interference - includes ICS % R Noncompliance
L = Instrument Calibration Range Exceedance
M = Sample Preservation Noncompliance
N = Internal Standard Noncompliance
N01 = Internal Standard Recovery Noncompliance Dioxins
N02 = Recovery Standard Noncompliance Dioxins
N03 = Clean-up Standard Noncompliance Dioxins
O = Poor Instrument Performance (e.g. base-line drifting)
P = Uncertainty near detection limit (< 2 x IDL for inorganics and <CRQL for organics)
Q = Other problems (can encompass a number of issues; e.g. chromatography,interferences, etc.)
R = Surrogates Recovery Noncompliance
S = Pesticide/PCB Resolution
T = % Breakdown Noncompliance for DDT and Endrin
U = % Difference between columns/detectors >25% for positive results determined via GC/HPLC
V = Non-linear calibrations; correlation coefficient r < 0.995
W = EMPC result
X = Signal to noise response drop
Y = Percent solids <30%
Z = Uncertainty at 2 sigma deviation is greater than sample activity

PROJ_NO: C03292	NSAMPLE	DMW 2A-060711			DMW 2S-060711			DMW 3D-060711			DMW 4A-060711		
SDG: R1103194	LAB_ID	R1103194-003			R1103194-002			R1103194-001			R1103194-004		
FRACTION: MISC	SAMP_DATE	6/7/2011			6/7/2011			6/7/2011			6/7/2011		
MEDIA: WATER	QC_TYPE	NM			NM			NM			NM		
	UNITS	UG/L			UG/L			UG/L			UG/L		
	PCT_SOLIDS	0.0			0.0			0.0			0.0		
	DUP_OF												
PARAMETER		RESULT	VQL	QLCD	RESULT	VQL	QLCD	RESULT	VQL	QLCD	RESULT	VQL	QLCD
HEXAVALENT CHROMIUM		0.01	U		0.01	U		0.01	U		0.01	U	

PROJ_NO: C03292	NSAMPLE	MT-MW01S-061511			MT-MW05S-061511			MT-MW06S-061511		
SDG: R1103373	LAB_ID	R1103373-003			R1103373-001			R1103373-002		
FRACTION: MISC	SAMP_DATE	6/15/2011			6/15/2011			6/15/2011		
MEDIA: WATER	QC_TYPE	NM			NM			NM		
	UNITS	UG/L			UG/L			UG/L		
	PCT_SOLIDS	0.0			0.0			0.0		
	DUP_OF									
PARAMETER		RESULT	VQL	QLCD	RESULT	VQL	QLCD	RESULT	VQL	QLCD
HEXAVALENT CHROMIUM		0.01	U		0.01	U		0.01	U	

PROJ_NO: C03292	NSAMPLE	MT-MW01S-061511			MT-MW05S-061511			MT-MW06S-061511		
SDG: R1103373	LAB_ID	R1103373-003			R1103373-001			R1103373-002		
FRACTION: MISC	SAMP_DATE	6/15/2011			6/15/2011			6/15/2011		
MEDIA: WATER	QC_TYPE	NM			NM			NM		
	UNITS	UG/L			UG/L			UG/L		
	PCT_SOLIDS	0.0			0.0			0.0		
	DUP_OF									
PARAMETER		RESULT	VQL	QLCD	RESULT	VQL	QLCD	RESULT	VQL	QLCD
HEXAVALENT CHROMIUM		0.01	U		0.01	U		0.01	U	

Appendix B

Results as Reported by the Laboratory

COLUMBIA ANALYTICAL SERVICES, INC.

Analytical Report

Client:	Tetra Tech NUS, Inc.	**Service Request:**	R1103194
Project:	MSA Groundwater/112IC03292	**Date Collected:**	6/ 7/11 1300
Sample Matrix:	Water	**Date Received:**	6/ 8/11
Sample Name:	DMV 2S-060711		
Lab Code:	R1103194-002	**Basis:**	NA

General Chemistry Parameters

Analyte Name	Method	Result	Q	Units	MRL	MDL	Dilution Factor	Date Extracted	Date Analyzed	Note
Chromium, Hexavalent, Dissolved	218.6	0.020	U	µg/L	0.020	0.010	1	NA	6/8/11 11:37	

COLUMBIA ANALYTICAL SERVICES, INC.

Analytical Report

Client:	Tetra Tech NUS, Inc.	**Service Request:**	R1103194
Project:	MSA Groundwater/112IC03292	**Date Collected:**	6/ 7/11 1240
Sample Matrix:	Water	**Date Received:**	6/ 8/11
Sample Name:	DMV 3D-060711		
Lab Code:	R1103194-001	**Basis:**	NA

General Chemistry Parameters

Analyte Name	Method	Result	Q	Units	MRL	MDL	Dilution Factor	Date Extracted	Date Analyzed	Note
Chromium, Hexavalent, Dissolved	218.6	0.020	U	µg/L	0.020	0.010	1	NA	6/8/11 11:28	

COLUMBIA ANALYTICAL SERVICES, INC.

Analytical Report

Client:	Tetra Tech NUS, Inc.	**Service Request:**	R1103194
Project:	MSA Groundwater/112IC03292	**Date Collected:**	6/ 7/11 1455
Sample Matrix:	Water	**Date Received:**	6/ 8/11
Sample Name:	DMW 2A-060711		
Lab Code:	R1103194-003	**Basis:**	NA

General Chemistry Parameters

Analyte Name	Method	Result	Q	Units	MRL	MDL	Dilution Factor	Date Extracted	Date Analyzed	Note
Chromium, Hexavalent, Dissolved	218.6	0.020	U	µg/L	0.020	0.010	1	NA	6/8/11 11:45	

COLUMBIA ANALYTICAL SERVICES, INC.

Analytical Report

Client:	Tetra Tech NUS, Inc.	**Service Request:**	R1103194
Project:	MSA Groundwater/112IC03292	**Date Collected:**	6/ 7/11 1615
Sample Matrix:	Water	**Date Received:**	6/ 8/11
Sample Name:	DMW 4A-060711		
Lab Code:	R1103194-004	**Basis:**	NA

General Chemistry Parameters

Analyte Name	Method	Result	Q	Units	MRL	MDL	Dilution Factor	Date Extracted	Date Analyzed	Note
Chromium, Hexavalent, Dissolved	218.6	0.020	U	µg/L	0.020	0.010	1	NA	6/8/11 11:53	

COLUMBIA ANALYTICAL SERVICES, INC.

Analytical Report

Client:	Tetra Tech NUS, Inc.	**Service Request:**	R1103346
Project:	MSA Main Terminal GW/112IC03292 Task 02	**Date Collected:**	6/14/11 1430
Sample Matrix:	Water	**Date Received:**	6/15/11
Sample Name:	MT-MW3S-061411		
Lab Code:	R1103346-002	**Basis:**	NA

General Chemistry Parameters

Analyte Name	Method	Result	Q	Units	MRL	MDL	Dilution Factor	Date Extracted	Date Analyzed	Note
Chromium, Hexavalent, Dissolved	218.6	0.020	U	µg/L	0.020	0.010	1	NA	6/15/11 12:50	

COLUMBIA ANALYTICAL SERVICES, INC.

Analytical Report

Client:	Tetra Tech NUS, Inc.	**Service Request:**	R1103346
Project:	MSA Main Terminal GW/112IC03292 Task 02	**Date Collected:**	6/14/11 1205
Sample Matrix:	Water	**Date Received:**	6/15/11
Sample Name:	MT-MW4S-061411		
Lab Code:	R1103346-001	**Basis:**	NA

General Chemistry Parameters

Analyte Name	Method	Result	Q	Units	MRL	MDL	Dilution Factor	Date Extracted	Date Analyzed	Note
Chromium, Hexavalent, Dissolved	218.6	0.020	U	µg/L	0.020	0.010	1	NA	6/15/11 12:06	

COLUMBIA ANALYTICAL SERVICES, INC.

Analytical Report

Client:	Tetra Tech NUS, Inc.	**Service Request:**	R1103373
Project:	MSA Main Terminal Groundwater/112IC03292 Task 02	**Date Collected:**	6/15/11 1524
Sample Matrix:	Water	**Date Received:**	6/16/11
Sample Name:	MT-MW01S-061511		
Lab Code:	R1103373-003	**Basis:**	NA

General Chemistry Parameters

Analyte Name	Method	Result	Q	Units	MRL	MDL	Dilution Factor	Date Extracted	Date Analyzed	Note
Chromium, Hexavalent, Dissolved	218.6	0.020	U	µg/L	0.020	0.010	1	NA	6/16/11 12:07	

COLUMBIA ANALYTICAL SERVICES, INC.

Analytical Report

Client:	Tetra Tech NUS, Inc.	**Service Request:**	R1103373
Project:	MSA Main Terminal Groundwater/112IC03292 Task 02	**Date Collected:**	6/15/11 1305
Sample Matrix:	Water	**Date Received:**	6/16/11
Sample Name:	MT-MW05S-061511		
Lab Code:	R1103373-001	**Basis:**	NA

General Chemistry Parameters

Analyte Name	Method	Result	Q	Units	MRL	MDL	Dilution Factor	Date Extracted	Date Analyzed	Note
Chromium, Hexavalent, Dissolved	218.6	0.020	U	µg/L	0.020	0.010	1	NA	6/16/11 11:43	

COLUMBIA ANALYTICAL SERVICES, INC.

Analytical Report

Client:	Tetra Tech NUS, Inc.	**Service Request:**	R1103373
Project:	MSA Main Terminal Groundwater/112IC03292 Task 02	**Date Collected:**	6/15/11 1630
Sample Matrix:	Water	**Date Received:**	6/16/11
Sample Name:	MT-MW06S-061511		
Lab Code:	R1103373-002	**Basis:**	NA

General Chemistry Parameters

Analyte Name	Method	Result	Q	Units	MRL	MDL	Dilution Factor	Date Extracted	Date Analyzed	Note
Chromium, Hexavalent, Dissolved	218.6	0.020	U	µg/L	0.020	0.010	1	NA	6/16/11 12:15	

Appendix C

Support Documentation

Columbia Analytical Services™

CHAIN OF CUSTODY/LABORATORY ANALYSIS REQUEST FORM

1 Mustard Street, Suite 250, Rochester, NY 14609 | 585.288.5380 | 800.695.7222 | 585.288.8475 (fax) PAGE 1 OF 1

Project Name: MSA Groundwater Sampling	Project Number: 112IC03292-02
Project Manager: Tony Apanavage	Report CC:
Company/Address: Tetra Tech NUS STE 200, 20251 Century Blvd, Germantown MD 20874	
Phone #: 301 528-3021	E-mail:
Sampler's Signature: Walt Pr	Sampler's Printed Name: Walt Pryor

ANALYSIS REQUESTED (Include Method Number and Container Preservative)

PRESERVATIVE: —

CLIENT SAMPLE ID	FOR OFFICE USE ONLY LAB ID	SAMPLING DATE	SAMPLING TIME	MATRIX	NUMBER OF CONTAINERS	GC/MS VOA's ☐ 8260 ☐ 624 ☐ CLP	GC/MS SVOA's ☐ 8270 ☐ 625	GC VOA's ☐ 8021 ☐ 601/602	PESTICIDES ☐ 8081 ☐ 608	PCB's ☐ 8082 ☐ 608	METALS, TOTAL (List in comments below)	METALS, DISSOLVED (List in comments below)	Hex Chrom							REMARKS/ ALTERNATE DESCRIPTION
DMW3D-060711		6-7-11	1240	Water	1								X							
DMW2S-060711		↓	1300	↓	1								X							
DMW2A-060711		↓	1455	↓	1								X							
DMW4A-060711		↓	1615	↓	1								X							

Preservative Key
0. NONE
1. HCL
2. HNO_3
3. H_2SO_4
4. NaOH
5. Zn. Acetate
6. MeOH
7. $NaHSO_4$
8. Other _____

SPECIAL INSTRUCTIONS/COMMENTS
Metals 24 TAT

See QAPP ☐

STATE WHERE SAMPLES WERE COLLECTED:

TURNAROUND REQUIREMENTS
____ RUSH (SURCHARGES APPLY)
1 1 day ____ 2 day ____ 3 day
____ 4 day ____ 5 day
____ Standard

REQUESTED REPORT DATE _____

REPORT REQUIREMENTS
____ I. Results Only
____ II. Results + QC Summaries (LCS, DUP, MS/MSD as required)
____ III. Results + QC and Calibration Summaries
____ IV. Data Validation Report with F

Edata ____ Yes ____ No

INVOICE INFORMATION
PO #:
BILL TO:

R1103194
Tetra Tech NUS,Inc.
Lockheed Martin MRC

RELINQUISHED BY	RECEIVED BY	RELINQUISHED BY	RECEIVED BY	RELINQUISHED BY	
Signature: Walt Pr	Signature: Amy Hentschke	Signature	Signature	Signature	Signature
Printed Name: Walt Pryor	Printed Name: Amy Hentschke	Printed Name	Printed Name	Printed Name	Printed Name
Firm: TTNUS	Firm: CAS	Firm	Firm	Firm	Firm
Date/Time: 6-7-11 / 1830	Date/Time: 6/8/11 0931	Date/Time	Date/Time	Date/Time	Date/Time

Distribution: White - Lab Copy; Yellow - Return To Originator

SCOC Rev. 10/2010

Client:	Tetra Tech NUS, Inc.	**Service Request No.:**	R1103194
Project:	MSA Groundwater	**Project Number:**	112IC03292 Task 2
Sample Matrix:	Water	**Date Received:**	6/08/11

CASE NARRATIVE

All analyses were performed consistent with the quality assurance program of Columbia Analytical Services, Inc. (CAS). This report contains analytical results for samples designated for Tier IV deliverables. When appropriate to the method, method blank and LCS results have been reported with each analytical test.

Sample Receipt

Water samples were collected on 6/07/11 and received at CAS in good condition at a cooler temperature of 3 °C as noted on the cooler receipt and preservation check form. The samples were stored in a refrigerator at 1 - 6 °C upon receipt at the laboratory. See the CAS CLP Batching sheets for a cross-reference between Client ID and CAS Job # and analyses requested.

Hexavalent Chromium Analysis – 218.6

Four water samples were analyzed for CR+6 by EPA method 218.6, low level. Values detected between the MDL and PQL have been flagged with a "J" as estimated.

All the initial and continuing calibration criteria were met.

The Blank Spike (LCS) recovery was within QC limits.

The Laboratory Blank associated with these samples was free of contamination.

No other analytical or QC problems were encountered.

CAS ASP/CLP Batching Form/Login Sheet

Client Proj #: 112IC03292	Batch Complete: Yes		Date Revised:
Submission: R1103194	Diskette Requested: No		Date Due: 6/22/11
Client: Tetra Tech NUS, Inc.	Date: 6/9/11		Protocol: MCAWW
Client Rep: MPERRY	Custody Seal: Present/Absent:		Shipping No.:
Project: MSA Groundwater	Chain of Custody: Present/Absent:		SDG #:

CAS Job #	Client/EPA ID	Matrix	Requested Parameters	Date Sampled	Date Received	pH (Solids)	% Solids	Remarks Sample Condition
R1103194-001	DMV 3D-060711	Water	218.6	6/7/11	6/8/11			
R1103194-002	DMV 2S-060711	Water	218.6	6/7/11	6/8/11			
R1103194-003	DMW 2A-060711	Water	218.6	6/7/11	6/8/11			
R1103194-004	DMW 4A-060711	Water	218.6	6/7/11	6/8/11			

Folder Comments:

Columbia Analytical Services INC

REPORT QUALIFIERS

U Analyte was analyzed for but not detected. The sample quantitation limit has been corrected for dilution and for percent moisture, unless otherwise noted in the case narrative.

J Estimated value due to either being a Tentatively Identified Compound (TIC) or that the concentration is between the MRL and the MDL. Concentrations are not verified within the linear range of the calibration. For DoD: concentration >40% difference between two GC columns (pesticides/Arclors).

B Analyte was also detected in the associated method blank at a concentration that may have contributed to the sample result.

E Inorganics- Concentration is estimated due to the serial dilution was outside control limits.

E Organics- Concentration has exceeded the calibration range for that specific analysis.

D Concentration is a result of a dilution, typically a secondary analysis of the sample due to exceeding the calibration range or that a surrogate has been diluted out of the sample and cannot be assessed.

* Indicates that a quality control parameter has exceeded laboratory limits. Under the "Notes" column of the Form I, this qualifier denotes analysis was performed out of Holding Time.

H Analysis was performed out of hold time for tests that have an "immediate" hold time criteria.

Spike was diluted out.

+ Correlation coefficient for MSA is <0.995.

N Inorganics- Matrix spike recovery was outside laboratory limits.

N Organics- Presumptive evidence of a compound (reported as a TIC) based on the MS library search.

S Concentration has been determined using Method of Standard Additions (MSA).

W Post-Digestion Spike recovery is outside control limits and the sample absorbance is <50% of the spike absorbance.

P Concentration >40% (25% for CLP) difference between the two GC columns.

C Confirmed by GC/MS

Q DoD reports: indicates a pesticide/Aroclor is not confirmed (≥100% Difference between two GC columns).

X See Case Narrative for discussion.

ACCREDITED IN ACCORDANCE WITH nelac

CAS/Rochester Lab ID # for State Certifications[1]

NELAP Accredited
Connecticut ID # PH0556
Delaware Accredited
DoD ELAP #65817
Florida ID # E87674
Illinois ID #200047
Maine ID #NY0032

Nebraska Accredited
Nevada ID # NY-00032
New Jersey ID # NY004
New York ID # 10145
New Hampshire ID # 294100 A/B
Pennsylvania ID# 68-786
Rhode Island ID # 158

[1] Analyses were performed according to our laboratory's NELAP-approved quality assurance program and any applicable state requirements. The test results meet requirements of the current NELAP standards or state requirements, where applicable, except as noted in the laboratory case narrative provided. For a specific list of accredited analytes, refer to the certifications section at www.caslab.com.

COLUMBIA ANALYTICAL SERVICES, INC.

Analytical Report

Client:	Tetra Tech NUS, Inc.	**Service Request:**	R1103194
Project:	MSA Groundwater/112IC03292	**Date Collected:**	NA
Sample Matrix:	Water	**Date Received:**	NA
Sample Name:	Method Blank		
Lab Code:	R1103194-MB	**Basis:**	NA

General Chemistry Parameters

Analyte Name	Method	Result	Q	Units	MRL	MDL	Dilution Factor	Date Extracted	Date Analyzed	Note
Chromium, Hexavalent, Dissolved	218.6	0.020	U	µg/L	0.020	0.010	1	NA	6/8/11 11:12	

Client: Tetra Tech NUS, Inc. **Service Request:** R1103194
Project: MSA Groundwater/112IC03292

Continuing Calibration Blank (CCB) Summary
Chromium, Hexavalent, Dissolved

Analytical Method: 218.6 **Units:** µg/L

	Analysis Lot	Lab Code	Date Analyzed	MDL	MRL	Result	Q
CCB1	249333	RQ1105530-03	6/8/11 11:12	0.010	0.020	0.020	U
CCB2	249333	RQ1105530-04	6/8/11 12:34	0.010	0.020	0.020	U

COLUMBIA ANALYTICAL SERVICES, INC.

QA/QC Report

Client: Tetra Tech NUS, Inc.
Project: MSA Groundwater/112IC03292
Sample Matrix: Water

Service Request: R1103194
Date Analyzed: 6/ 8/11

Lab Control Sample Summary
General Chemistry Parameters

Units: µg/L
Basis: NA

Analyte Name	Method	Lab Control Sample R1103194-LCS Result	Spike Amount	% Rec	% Rec Limits
Chromium, Hexavalent, Dissolved	218.6	0.204	0.2	102	90 - 110

Results flagged with an asterisk (*) indicate values outside control criteria.
Percent recoveries and relative percent differences (RPD) are determined by the software using values in the calculation which have not been rounded.

Client: Tetra Tech NUS, Inc.
Project: MSA Groundwater/112IC03292

Service Request: R1103194

Continuing Calibration Verification (CCV) Summary
Chromium, Hexavalent, Dissolved

Analytical Method: 218.6

Units: µg/L

	Analysis Lot	Lab Code	Date Analyzed	True Value	Measured Value	Percent Recovery	Acceptance Limits
CCV1	249333	RQ1105530-01	6/8/11 11:04	0.500	0.494	99	95 - 105
CCV2	249333	RQ1105530-02	6/8/11 12:26	0.500	0.507	101	95 - 105

Analytical Results Summary

Instrument Name: R-IC-05 **Analyst:** EWOLFE **Analysis Lot:** 249333 **Method/Testcode:** 218.6/Cr6 D

Lab Code	Target Analytes	QC	Parent Sample	Matrix	Raw Result	Sample Amt.	Final Result	Dil	MDL	PQL	% Rec	% RSD	Date Analyzed	QC?	Tier
RQ1105530-01	Chromium, Hexavalent, Dissolved	CCV		Water	0.49 µg/L	10 mL	0.494 µg/L	1					6/8/11 11:04:00	N	IV
RQ1105530-03	Chromium, Hexavalent, Dissolved	CCB		Water	0.00 µg/L	10 mL	0.010 mg/L U	1	0.002	0.010			6/8/11 11:12:00	N	IV
RQ1105530-06	Chromium, Hexavalent, Dissolved	MB		Water	0.00 µg/L	10 mL	0.010 mg/L U	1	0.002	0.010			6/8/11 11:12:00	N	IV
RQ1105530-05	Chromium, Hexavalent, Dissolved	LCS		Water	0.20 µg/L	10 mL	0.000204 mg/L	1	0.002	0.010	102		6/8/11 11:20:00	N	IV
R1103194-001	Chromium, Hexavalent, Dissolved	N/A		Water	0.00 µg/L	10 mL	1.1 µg/L U	1	1.1	1.1			6/8/11 11:28:00	N	IV
R1103194-002	Chromium, Hexavalent, Dissolved	N/A		Water	0.00 µg/L	10 mL	1.1 µg/L U	1	1.1	1.1			6/8/11 11:37:00	N	IV
R1103194-003	Chromium, Hexavalent, Dissolved	N/A		Water	0.00 µg/L	10 mL	1.1 µg/L U	1	1.1	1.1			6/8/11 11:45:00	N	IV
R1103194-004	Chromium, Hexavalent, Dissolved	N/A		Water	0.00 µg/L	10 mL	1.1 µg/L U	1	1.1	1.1			6/8/11 11:53:00	N	IV
RQ1105530-07	Chromium, Hexavalent, Dissolved	MS	R1103194-004	Water	0.20 µg/L	10 mL	0.000204 mg/L	1	0.002	0.010	102		6/8/11 12:01:00	N	IV
RQ1105530-08	Chromium, Hexavalent, Dissolved	DMS	R1103194-004	Water	0.20 µg/L	10 mL	0.000200 mg/L	1	0.002	0.010	100	2	6/8/11 12:09:00	N	IV
RQ1105530-02	Chromium, Hexavalent, Dissolved	CCV		Water	0.51 µg/L	10 mL	0.507 µg/L	1					6/8/11 12:26:00	N	IV
RQ1105530-04	Chromium, Hexavalent, Dissolved	CCB		Water	0.00 µg/L	10 mL	0.010 mg/L U	1	0.002	0.010			6/8/11 12:34:00	N	IV

# indicates Final Result is not yet adjusted for Solids because it has not yet been determined.

6/8/11 IC TO 210.6 LL Analysts: D. Wolff C. Woods Piper: Ol' Blue

Sequence: 06-08-2011LL
Operator: ROCACQGEN03

Printed: 6/9/2011 12:23:08 PM

Title:
Datasource: DJZ93HD1_local
Location: IC5\Data Files\Low-Level Chromium (VI)\2011 Low-Level Chrome\06June2011\06-08-2011
Timebase: IC5
#Samples: 16

Created: 2/17/2010 3:24:15 PM by ROCACQGEN03
Last Update: 6/9/2011 12:22:56 PM by ROCACQGEN03

No.	Name	Type	Inj. Vol.	Program	Method	Status	Inj. Date/Time	Dil. Factor	Comment
1	STANDARD 1	Standard	1500.0	Fast Hexavalent Chromium LL	5-060811CLL	Finished	6/8/2011 10:31:33 AM	1.0000	218.6LL/218.6RL
2	STANDARD 2	Standard	1500.0	Fast Hexavalent Chromium LL	5-060811CLL	Finished	6/8/2011 10:39:44 AM	1.0000	218.6LL/218.6RL
3	STANDARD 3	Standard	1500.0	Fast Hexavalent Chromium LL	5-060811CLL	Finished	6/8/2011 10:47:55 AM	1.0000	218.6LL/218.6RL
4	STANDARD 4	Standard	1500.0	Fast Hexavalent Chromium LL	5-060811CLL	Finished	6/8/2011 10:56:05 AM	1.0000	218.6LL/218.6RL
5	ICV	Unknown	1500.0	Fast Hexavalent Chromium LL	5-060811CLL	Finished	6/8/2011 11:04:16 AM	1.0000	218.6LL/218.6RL
6	ICB	Unknown	1500.0	Fast Hexavalent Chromium LL	5-060811CLL	Finished	6/8/2011 11:12:27 AM	1.0000	218.6LL/218.6RL
7	LCS	Unknown	1500.0	Fast Hexavalent Chromium LL	5-060811CLL	Finished	6/8/2011 11:20:38 AM	1.0000	218.6LL/218.6RL
8	R1103194-001	Unknown	1500.0	Fast Hexavalent Chromium LL	5-060811CLL	Finished	6/8/2011 11:28:49 AM	1.0000	218.6LL
9	R1103194-002	Unknown	1500.0	Fast Hexavalent Chromium LL	5-060811CLL	Finished	6/8/2011 11:37:00 AM	1.0000	218.6LL
10	R1103194-003	Unknown	1500.0	Fast Hexavalent Chromium LL	5-060811CLL	Finished	6/8/2011 11:45:11 AM	1.0000	218.6LL
11	R1103194-004	Unknown	1500.0	Fast Hexavalent Chromium LL	5-060811CLL	Finished	6/8/2011 11:53:22 AM	1.0000	218.6LL
12	R1103194-004 MS	Unknown	1500.0	Fast Hexavalent Chromium LL	5-060811CLL	Finished	6/8/2011 12:01:33 PM	1.0000	218.6LL
13	R1103194-004 MSD	Unknown	1500.0	Fast Hexavalent Chromium LL	5-060811CLL	Finished	6/8/2011 12:09:44 PM	1.0000	218.6LL
14	FB for 6/8/11	Unknown	1500.0	Fast Hexavalent Chromium LL	5-060811CLL	Finished	6/8/2011 12:17:55 PM	1.0000	218.6LL
15	CCV	Unknown	1500.0	Fast Hexavalent Chromium LL	5-060811CLL	Finished	6/8/2011 12:26:06 PM	1.0000	218.6LL/218.6RL
16	CCB	Unknown	1500.0	Fast Hexavalent Chromium LL	5-060811CLL	Finished	6/8/2011 12:34:18 PM	1.0000	218.6LL/218.6RL

1-Copy

R3194

Reviewed & Approved
By:
Date: 6/13/11

0020

Chromeleon © Dionex Corporation, Version 6.80 SP2 Build 2284

Columbia Analytical Services
1 Mustard St., Suite 250
Rochester, NY 14609-0859

Analyst: E. WOLFE
Date: 6/8/2011
pH Meter ID: BULLWINKLE
Adjustment Solutions: WC103052F

Hexavalent Chromium: Method 218.6-RL Method 218.6-LL Method 7199

Folder Number	Sample ID	Sample pH at analysis	Analysis Date
	Filter Blank	9.46	6/8/11
3194	R1103194-001	9.34	6/8/11
	R1103194-002	9.33	6/8/11
	R1103194-003	9.33	6/8/11
	R1103194-004	9.36	6/8/11

Date / Time Received	Sample ID	Analysis	Matrix	Date / Time Sampled	Sample Filtered	Filter Lot ID	pH @ Receipt	pH @ Adjust	Analyst / Date / Time of pH Adjust	Solutions Used For pH Adjust	Solution Lot ID
—	Filter Blank for 6/7/11	7199 218.6RL 218.6LL	Water DrinkingWater	—	Yes No Field	Millex HV RONA88641K	8.54	9.32	CMW 6/7/11	Buffer 10%H2SO4 10%NaOH*	WC103052F — —
—	Filter Blank for 6/8/11	7199 218.6RL 218.6LL	Water DrinkingWater	—	Yes No Field	millex HV RONA88641K	5.95	9.46	EW 6/8/11 1038	Buffer 10%H2SO4 10%NaOH*	WC103052F — —
6/8/11 0931	R1103194-003 DMW2A A'd to orange	7199 218.6RL 218.6LL	Water DrinkingWater	6/7/11 EW 6/8/11 ~~1240~~ 1455	Yes No Field	millex HV RONA88641K	4.49	9.33	EW 6/8/11 1040	Buffer 10%H2SO4 10%NaOH*	WC103052F — —
6/8/11 0931	R1103194-002 DMW2S	7199 218.6RL 218.6LL	Water DrinkingWater	6/7/11 1300	Yes No Field	millex HV RONA88641K	5.22	9.33	EW 6/8/11 1042	Buffer 10%H2SO4 10%NaOH*	WC103052F — —
6/8/11 0931	R1103194-001 DMW3D	7199 218.6RL 218.6LL	Water DrinkingWater	6/7/11 1240	Yes No Field	millex HV RONA88641K	5.27	9.34	EW 6/8/11 1045	Buffer 10%H2SO4 10%NaOH*	WC103052F — —
6/8/11 0931	R1103194-004 DMW4A A'd to Bow	7199 218.6RL 218.6LL	Water DrinkingWater	6/7/11 1615	Yes No Field	millex HV RONA88641K	5.75	9.36	EW 6/8/11 1046	Buffer 10%H2SO4 10%NaOH*	WC103052F — —
		7199 218.6RL 218.6LL	Water DrinkingWater		Yes No Field					Buffer 10%H2SO4 10%NaOH*	
		7199 218.6RL 218.6LL	Water DrinkingWater		Yes No Field					Buffer 10%H2SO4 10%NaOH*	
		7199 218.6RL 218.6LL	Water DrinkingWater		Yes No Field					Buffer 10%H2SO4 10%NaOH*	

Target pH Range per Method (adjust to the middle of required range): 7199 & 218.6 LL 9.0 – 9.5 ; 218.6 RL 9.3 – 9.7
*** Regular Level Cr+6 only**

Date / Time Received	Sample ID	Analysis	Matrix	Date / Time Sampled	Sample Filtered	Filter Lot ID	pH @ Receipt	pH @ Adjust	Analyst / Date / Time of pH Adjust	Solutions Used For pH Adjust	Solution Lot ID
6/10/11 0927	R1103256-005 DMW3S	7199 218.6RL 218.6LL	Water DrinkingWater	6/9/11 1330	Yes No Field	Millex HV RONA88641K	8.59	9.36	6/10/11 1138	Buffer 10%H2SO4 10%NaOH*	WC103052F — —
	R1103256-004 MW34I	7199 218.6RL 218.6LL	Water DrinkingWater	6/9/11 1245	Yes No Field		5.41	9.32	6/10/11 1140	Buffer 10%H2SO4 10%NaOH*	WC103052F — —
	R1103256-001 DMW11S	7199 218.6RL 218.6LL	Water DrinkingWater	6/9/11 1235	Yes No Field		6.63	9.49	6/10/11 1141	Buffer 10%H2SO4 10%NaOH*	WC103052F — —
	R1103256-007 MW29D	7199 218.6RL 218.6LL	Water DrinkingWater	6/9/11 1554	Yes No Field		6.82	9.35	6/10/11 1142	Buffer 10%H2SO4 10%NaOH*	WC103052F — —
—	Filter Blank of 6/15/11	7199 218.6RL 218.6LL	Water DrinkingWater	—	Yes No Field	Millex HV RONA88641K	8.13	9.37	6/15/11 1157	Buffer 10%H2SO4 10%NaOH*	WC103052F — —
6/15/11 0932	R1103346-001	7199 218.6RL 218.6LL	Water DrinkingWater	6/14/11 1205	Yes No Field		6.18	9.45	6/15/11 1158	Buffer 10%H2SO4 10%NaOH*	WC103052F — —
	R1103346-002	7199 218.6RL 218.6LL	Water DrinkingWater	6/14/11 1430	Yes No Field		7.14	9.40	6/15/11 ~~1205~~ 1245	Buffer 10%H2SO4 10%NaOH*	WC103052F — —
		7199 218.6RL 218.6LL	Water DrinkingWater		Yes No Field					Buffer 10%H2SO4 10%NaOH*	
		7199 218.6RL 218.6LL	Water DrinkingWater		Yes No Field					Buffer 10%H2SO4 10%NaOH*	

Target pH Range per Method (adjust to the middle of required range): 7199 & 218.6 LL 9.0 – 9.5 ; 218.6 RL 9.3 – 9.7

*** Regular Level Cr+6 only**

00020

0031

Chain of Custody Record

Columbia Analytical

TestAmerica
THE LEADER IN ENVIRONMENTAL TESTING

TestAmerica Laboratory location: _____
Regulatory program: ☐ DW ☐ NPDES ☐ RCRA ☐ Other _____

TestAmerica Laboratories, Inc.

Client Contact				
Company Name: Tetra Tech NUS	Client Project Manager: Tony Aparavage	Site Contact: Walt Payon	Lab Contact:	COC No: 009851
Address: 20251 Century Blvd	Telephone: 301 528-3021	Telephone: 301 991-3914	Telephone:	1 of 1 COCs
City/State/Zip: Germantown, MD 20874	Email:	Analysis Turnaround Time (In BUS days)	Analyses	
Phone: 301 528-3021		TAT if different from below _____ ☐ 3 weeks ☐ 2 weeks ☐ 1 week ☐ 2 days ☐ 1 day		
Project Name: MBA Main Terminal Groundwater	Method of Shipment/Carrier: Fed Ex			
Project Number:	Shipping/Tracking No:			
PO#				

Sample Identification	Sample Date	Sample Time	Matrix: Air	Aqueous	Sediment	Solid	Other:	Containers & Preservatives: H2SO4	HNO3	HCl	NaOH	ZnAct/NaOH	Unpres	Other:	Filtered Sample (Y/N)	Composite (C) or Grab (G)	Hex Chrom	Sample Specific Notes / Special Instructions:
MT-MW4s-061411	6-14-11	1205		X									X		N	G	X	
MT-MW3s-061411	↓	1430		X									X		↓	↓	X	

R1103346
Tetra Tech NUS,Inc.
Lockheed Martin MRC

Possible Hazard Identification
☐ Non-Hazard ☐ Flammable ☐ Skin Irritant ☐ Poison B ☐ Unknown

Sample Disposal (A fee may be assessed if samples are retained longer than 1 month)
☐ Return to Client ☐ Disposal By Lab ☐ Archive For _____ Months

Special Instructions/QC Requirements & Comments: Method 24 TAT

Relinquished by:	Company:	Date/Time:	Received by:	Company:	Date/Time:
Walt Payon	TtNUS	6-14-11 / 1700	Amy Hentschel	CAS	6/15/11 0932
Relinquished by:	Company:	Date/Time:	Received by:	Company:	Date/Time:
Relinquished by:	Company:	Date/Time:	Received in Laboratory by:	Company:	Date/Time:

©2008, TestAmerica Laboratories, Inc. All rights reserved.
TestAmerica & Design ™ are trademarks of TestAmerica Laboratories, Inc.

Client:	Tetra Tech NUS, Inc.	**Service Request No.:**	R1103346
Project:	MSA Mai Terminal GW	**Project Number:**	112IC03292 Task 2
Sample Matrix:	Water	**Date Received:**	6/15/11

CASE NARRATIVE

All analyses were performed consistent with the quality assurance program of Columbia Analytical Services, Inc. (CAS). This report contains analytical results for samples designated for Tier IV deliverables. When appropriate to the method, method blank and LCS results have been reported with each analytical test.

Sample Receipt

Water samples were collected on 6/14/11 and received at CAS in good condition at a cooler temperature of 1 °C as noted on the cooler receipt and preservation check form. The samples were stored in a refrigerator at 1 - 6 °C upon receipt at the laboratory. See the CAS CLP Batching sheets for a cross-reference between Client ID and CAS Job # and analyses requested.

Hexavalent Chromium Analysis – 218.6

Two water samples were analyzed for CR+6 by EPA method 218.6, low level. Values detected between the MDL and PQL have been flagged with a "J" as estimated.

Note: sample MT-MW4S-061411 was analyzed 1 minute outside the 24 hour holding time.

All the initial and continuing calibration criteria were met.

The Blank Spike (LCS) recovery was within QC limits.

The Laboratory Blank associated with these samples was free of contamination.

No other analytical or QC problems were encountered.

CAS ASP/CLP Batching Form/Login Sheet

Client Proj #: 112IC03292 Task 02	Batch Complete: Yes		Date Revised:
Submission: R1103346	Diskette Requested: No		Date Due: 6/29/11
Client: Tetra Tech NUS, Inc.	Date: 6/16/11		Protocol: MCAWW
Client Rep: MPERRY	Custody Seal: Present/Absent:		Shipping No.:
Project: MSA Main Terminal GW	Chain of Custody: Present/Absent:		SDG #:

CAS Job #	Client/EPA ID	Matrix	Requested Parameters	Date Sampled	Date Received	pH (Solids)	% Solids	Remarks Sample Condition
R1103346-001	MT-MW4S-061411	Water	218.6	6/14/11	6/15/11			
R1103346-002	MT-MW3S-061411	Water	218.6	6/14/11	6/15/11			

h2000

Folder Comments:

Columbia Analytical Services™

REPORT QUALIFIERS

U	Analyte was analyzed for but not detected. The sample quantitation limit has been corrected for dilution and for percent moisture, unless otherwise noted in the case narrative.
J	Estimated value due to either being a Tentatively Identified Compound (TIC) or that the concentration is between the MRL and the MDL. Concentrations are not verified within the linear range of the calibration. For DoD: concentration >40% difference between two GC columns (pesticides/Arclors).
B	Analyte was also detected in the associated method blank at a concentration that may have contributed to the sample result.
E	Inorganics- Concentration is estimated due to the serial dilution was outside control limits.
E	Organics- Concentration has exceeded the calibration range for that specific analysis.
D	Concentration is a result of a dilution, typically a secondary analysis of the sample due to exceeding the calibration range or that a surrogate has been diluted out of the sample and cannot be assessed.
*	Indicates that a quality control parameter has exceeded laboratory limits. Under the "Notes" column of the Form I, this qualifier denotes analysis was performed out of Holding Time.
H	Analysis was performed out of hold time for tests that have an "immediate" hold time criteria.
#	Spike was diluted out.
+	Correlation coefficient for MSA is <0.995.
N	Inorganics- Matrix spike recovery was outside laboratory limits.
N	Organics- Presumptive evidence of a compound (reported as a TIC) based on the MS library search.
S	Concentration has been determined using Method of Standard Additions (MSA).
W	Post-Digestion Spike recovery is outside control limits and the sample absorbance is <50% of the spike absorbance.
P	Concentration >40% (25% for CLP) difference between the two GC columns.
C	Confirmed by GC/MS
Q	DoD reports: indicates a pesticide/Aroclor is not confirmed (≥100% Difference between two GC columns).
X	See Case Narrative for discussion.



CAS/Rochester Lab ID # for State Certifications[1]

NELAP Accredited
Connecticut ID # PH0556
Delaware Accredited
DoD ELAP #65817
Florida ID # E87674
Illinois ID #200047
Maine ID #NY0032
Nebraska Accredited
Nevada ID # NY-00032
New Jersey ID # NY004
New York ID # 10145
New Hampshire ID # 294100 A/B
Pennsylvania ID# 68-786
Rhode Island ID # 158

[1] Analyses were performed according to our laboratory's NELAP-approved quality assurance program and any applicable state requirements. The test results meet requirements of the current NELAP standards or state requirements, where applicable, except as noted in the laboratory case narrative provided. For a specific list of accredited analytes, refer to the certifications section at www.caslab.com.

COLUMBIA ANALYTICAL SERVICES, INC.

Analytical Report

Client:	Tetra Tech NUS, Inc.	**Service Request:**	R1103346
Project:	MSA Main Terminal GW/112IC03292 Task 02	**Date Collected:**	NA
Sample Matrix:	Water	**Date Received:**	NA
Sample Name:	Method Blank		
Lab Code:	R1103346-MB	**Basis:**	NA

General Chemistry Parameters

Analyte Name	Method	Result	Q	Units	MRL	MDL	Dilution Factor	Date Extracted	Date Analyzed	Note
Chromium, Hexavalent, Dissolved	218.6	0.020	U	µg/L	0.020	0.010	1	NA	6/15/11 11:50	

Client: Tetra Tech NUS, Inc. **Service Request:** R1103346
Project: MSA Main Terminal GW/112IC03292 Task 02

Continuing Calibration Blank (CCB) Summary
Chromium, Hexavalent, Dissolved

Analytical Method: 218.6 **Units:** µg/L

	Analysis Lot	Lab Code	Date Analyzed	MDL	MRL	Result	Q
CCB1	250103	RQ1105770-03	6/15/11 11:50	0.010	0.020	0.020	U
CCB2	250103	RQ1105770-04	6/15/11 13:29	0.010	0.020	0.020	U

COLUMBIA ANALYTICAL SERVICES, INC.

QA/QC Report

Client: Tetra Tech NUS, Inc.
Project: MSA Main Terminal GW/112IC03292 Task 02
Sample Matrix: Water

Service Request: R1103346
Date Analyzed: 6/15/11

Lab Control Sample Summary
General Chemistry Parameters

Units: µg/L
Basis: NA

Analyte Name	Method	Lab Control Sample R1103346-LCS Result	Spike Amount	% Rec	% Rec Limits
Chromium, Hexavalent, Dissolved	218.6	0.202	0.200	101	90 - 110

Results flagged with an asterisk (*) indicate values outside control criteria.
Percent recoveries and relative percent differences (RPD) are determined by the software using values in the calculation which have not been rounded.

COLUMBIA ANALYTICAL SERVICES, INC.

QA/QC Report

Client: Tetra Tech NUS, Inc. **Service Request:** RI103346
Project: MSA Main Terminal GW/112IC03292 Task 02

Continuing Calibration Verification (CCV) Summary
Chromium, Hexavalent, Dissolved

Analytical Method: 218.6 **Units:** µg/L

	Analysis Lot	Lab Code	Date Analyzed	True Value	Measured Value	Percent Recovery	Acceptance Limits
CCV1	250103	RQ1105770-01	6/15/11 11:37	0.500	0.502	100	95 - 105
CCV2	250103	RQ1105770-02	6/15/11 13:21	0.500	0.494	99	95 - 105

Analytical Results Summary

Instrument Name: R-IC-05 **Analyst:** EWOLFE **Analysis Lot:** 250103 **Method/Testcode:** 218.6/Cr6 D

Lab Code	Target Analytes	QC	Parent Sample	Matrix	Raw Result	Sample Amt.	Final Result	Dil	MDL	PQL	% Rec	% RSD	Date Analyzed	QC?	Tier
RQ1105770-01	Chromium, Hexavalent, Dissolved	CCV		Water	0.50 µg/L	10 mL	0.502 µg/L	1					6/15/11 11:37:00	N	IV
RQ1105770-03	Chromium, Hexavalent, Dissolved	CCB		Water	0.00 µg/L	10 mL	0.020 µg/L U	1	0.010	0.020			6/15/11 11:50:00	N	IV
RQ1105770-06	Chromium, Hexavalent, Dissolved	MB		Water	0.00 µg/L	10 mL	0.020 µg/L U	1	0.010	0.020			6/15/11 11:50:00	N	IV
RQ1105770-05	Chromium, Hexavalent, Dissolved	LCS		Water	0.20 µg/L	10 mL	0.202 µg/L	1	0.010	0.020	101		6/15/11 11:58:00	N	IV
R1103346-001	Chromium, Hexavalent, Dissolved	N/A		Water	0.00 µg/L	10 mL	0.020 µg/L U	1	0.010	0.020			6/15/11 12:06:00	N	IV
R1103346-002	Chromium, Hexavalent, Dissolved	N/A		Water	0.00 µg/L	10 mL	0.020 µg/L U	1	0.010	0.020			6/15/11 12:50:00	N	IV
RQ1105770-07	Chromium, Hexavalent, Dissolved	MS	R1103346-001	Water	0.23 µg/L	10 mL	0.231 µg/L	1	0.010	0.020	116*		6/15/11 12:58:00	N	IV
RQ1105770-08	Chromium, Hexavalent, Dissolved	DMS	R1103346-001	Water	0.23 µg/L	10 mL	0.225 µg/L	1	0.010	0.020	113*	3	6/15/11 13:05:00	N	IV
RQ1105770-02	Chromium, Hexavalent, Dissolved	CCV		Water	0.49 µg/L	10 mL	0.494 µg/L	1					6/15/11 13:21:00	N	IV
RQ1105770-04	Chromium, Hexavalent, Dissolved	CCB		Water	0.00 µg/L	10 mL	0.020 µg/L U	1	0.010	0.020			6/15/11 13:29:00	N	IV

# indicates Final Result is not yet adjusted for Solids because it has not yet been determined.

218.6 LL IC#5 Analyst: C. Woods Pipets: 01 Blue Lucy

Sequence: 06-15-2011LL
Operator: ROCACQGEN03

Printed: 6/15/2011 2:23:42 PM

Title:
Datasource: DJZ93HD1_local
Location: IC5\Data Files\Low-Level Chromium (VI)\2011 Low-Level Chrome\06June2011\06-15-2011
Timebase: IC5
#Samples: 15

Created: 2/17/2010 3:24:15 PM by ROCACQGEN03
Last Update: 6/15/2011 1:35:18 PM by ROCACQGEN03

No.	Name	Type	Inj. Vol.	Program	Method	Status	Inj. Date/Time	Dil. Factor	Comment
1	STANDARD 1	Standard	1500.0	Fast Hexavalent Chromium LL	5-061011CLL	Finished	6/10/2011 11:06:19 AM	1.0000	218.6LL/218.6RL
2	STANDARD 2	Standard	1500.0	Fast Hexavalent Chromium LL	5-061011CLL	Finished	6/10/2011 11:14:06 AM	1.0000	218.6LL/218.6RL
3	STANDARD 3	Standard	1500.0	Fast Hexavalent Chromium LL	5-061011CLL	Finished	6/10/2011 11:21:54 AM	1.0000	218.6LL/218.6RL
4	STANDARD 4	Standard	1500.0	Fast Hexavalent Chromium LL	5-061011CLL	Finished	6/10/2011 11:29:40 AM	1.0000	218.6LL/218.6RL
5	CCV	Unknown	1500.0	Fast Hexavalent Chromium LL	5-061011CLL	Finished	6/15/2011 11:37:51 AM	1.0000	218.6LL/218.6RL
6	CCB	Unknown	1500.0	Fast Hexavalent Chromium LL	5-061011CLL	Finished	6/15/2011 11:50:42 AM	1.0000	218.6LL/218.6RL
7	LCS	Unknown	1500.0	Fast Hexavalent Chromium LL	5-061011CLL	Finished	6/15/2011 11:58:29 AM	1.0000	218.6LL/218.6RL
8	R1103346-001	Unknown	1500.0	Fast Hexavalent Chromium LL	5-061011CLL	Finished	6/15/2011 12:06:16 PM	1.0000	218.6LL/218.6RL
9	R1103346-002	Unknown	1500.0	Fast Hexavalent Chromium LL	5-061011CLL	Finished	6/15/2011 12:50:25 PM	1.0000	218.6LL/218.6RL
10	R1103346-001 MS	Unknown	1500.0	Fast Hexavalent Chromium LL	5-061011CLL	Finished	6/15/2011 12:58:12 PM	1.0000	218.6LL/218.6RL
11	R1103346-001 MSD	Unknown	1500.0	Fast Hexavalent Chromium LL	5-061011CLL	Finished	6/15/2011 1:05:59 PM	1.0000	218.6LL/218.6RL
12	FILTER BLANK FOR 6/15/11	Unknown	1500.0	Fast Hexavalent Chromium LL	5-061011CLL	Finished	6/15/2011 1:13:46 PM	1.0000	218.6LL/218.6RL
13	CCV	Unknown	1500.0	Fast Hexavalent Chromium LL	5-061011CLL	Finished	6/15/2011 1:21:33 PM	1.0000	218.6LL/218.6RL
14	CCB	Unknown	1500.0	Fast Hexavalent Chromium LL	5-061011CLL	Finished	6/15/2011 1:29:20 PM	1.0000	218.6LL/218.6RL
15	STOP	Unknown	1500.0	Stop	5-061011CLL	Finished	6/15/2011 1:37:08 PM	1.0000	218.6LL/218.6RL

R33346
1 copy

Reviewed & Approved
By: CK
Date: 6/17/11

Chromeleon © Dionex Corporation, Version 6.80 SP2 Build 2284

Columbia Analytical Services
1 Mustard St., Suite 250
Rochester, NY 14609-0859

Analyst: C. Woods
Date: 6/15/2011
pH Meter ID: Bullwinkle
Adjustment Solutions: WC103052F

Hexavalent Chromium: **Method 218.6-RL** **Method 218.6-LL** **Method 7199**

Folder Number	Sample ID	Sample pH at analysis	Analysis Date
	Filter Blank	9.37	6/15/11
3346	R1103346-001	9.45	6/15/11
	R1103346-002	9.40	6/15/11

EW 6/15/11

*Note: Sample pH must be between 9.3 and 9.7 for 218.6 Regular Level

**Note: Sample pH must be between 9.0 and 9.5 for 7199 and 218.6 Low Level

Columbia Analytical Services™ CHAIN OF CUSTODY/LABORATORY ANALYSIS REQUEST FORM

1 Mustard Street, Suite 250, Rochester, NY 14609 | 585.288.5380 | 800.695.7222 | 585.288.8475 (fax) PAGE 1 OF 1

Project Name: MSA Main Terminal Groundwater	Project Number:
Project Manager: Tony Apanavage	Report CC:
Company/Address: Tetra Tech NUS 20251 Century Blvd STE 200 Germantown MD 20874	
Phone #: 301 528-3021	E-mail:
Sampler's Signature: Walt Ryan	Sampler's Printed Name: Walt Ryan

ANALYSIS REQUESTED (Include Method Number and Container Preservative)

PRESERVATIVE: — (Hex Chrom)

CLIENT SAMPLE ID	FOR OFFICE USE ONLY LAB ID	SAMPLING DATE	SAMPLING TIME	MATRIX	NUMBER OF CONTAINERS	GC/MS VOA's ☐ 8260 ☐ 624 ☐ CLP	GC/MS SVOA's ☐ 8270 ☐ 625	GC VOA's ☐ 8021 ☐ 601/602	PESTICIDES ☐ 8081 ☐ 608	PCB's ☐ 8082 ☐ 608	METALS, TOTAL (List in comments below)	METALS, DISSOLVED (List in comments below)	Hex Chrom	REMARKS/ ALTERNATE DESCRIPTION
MT-MW05s-061511		6-15-11	1305	Water	1								X	
MT-MW06s-061511		↓	1630	↓	1								X	
MT-MW01s-061511		↓	1524	↓	1								X	

Preservative Key
0. NONE
1. HCL
2. HNO_3
3. H_2SO_4
4. NaOH
5. Zn. Acetate
6. MeOH
7. $NaHSO_4$
8. Other _____

SPECIAL INSTRUCTIONS/COMMENTS
Metals 24 TAT

See QAPP ☐

STATE WHERE SAMPLES WERE COLLECTED:

TURNAROUND REQUIREMENTS
_____ RUSH (SURCHARGES APPLY)
1 day ___ 2 day ___ 3 day
___ 4 day ___ 5 day
_____ Standard

REQUESTED REPORT DATE

REPORT REQUIREMENTS
___ I. Results Only
___ II. Results + QC Summaries (LCS, DUP, MS/MSD as required)
___ III. Results + QC and Calibration Summaries
___ IV. Data Validation Report with Raw
Edata ___ Yes ___ No

INVOICE INFORMATION
PO #:
BILL TO:

R1103373
Tetra Tech NUS,Inc.
MSA Main Terminal Groundwater

RELINQUISHED BY	RECEIVED BY	RELINQUISHED BY	RECEIVED BY	RELINQUISHED BY	
Signature: Walt Ryan	Signature: Glenn LaTour	Signature	Signature	Signature	Signature
Printed Name: Walt Ryan	Printed Name: Glenn LaTour	Printed Name	Printed Name	Printed Name	Printed Name
Firm: TtNUS	Firm: CAS	Firm	Firm	Firm	Firm
Date/Time: 6-15-11 / 1730	Date/Time: 6/16/11 0933	Date/Time	Date/Time	Date/Time	Date/Time

Distribution: White - Lab Copy; Yellow - Return To Originator

SCOC Rev. 10/2010

Client:	Tetra Tech NUS, Inc.	**Service Request No.:**	R1103373
Project:	MSA Mai Terminal GW	**Project Number:**	112IC03292 Task 2
Sample Matrix:	Water	**Date Received:**	6/16/11

CASE NARRATIVE

All analyses were performed consistent with the quality assurance program of Columbia Analytical Services, Inc. (CAS). This report contains analytical results for samples designated for Tier IV deliverables. When appropriate to the method, method blank and LCS results have been reported with each analytical test.

Sample Receipt

Water samples were collected on 6/15/11 and received at CAS in good condition at a cooler temperature of 2 °C as noted on the cooler receipt and preservation check form. The samples were stored in a refrigerator at 1 - 6 °C upon receipt at the laboratory. See the CAS CLP Batching sheets for a cross-reference between Client ID and CAS Job # and analyses requested.

Hexavalent Chromium Analysis – 218.6

Three water samples were analyzed for CR+6 by EPA method 218.6, low level. Values detected between the MDL and PQL have been flagged with a "J" as estimated.

All the initial and continuing calibration criteria were met.

The Blank Spike (LCS) recovery was within QC limits.

A Matrix Spike/Matrix Spike duplicate was analyzed on samples MT-MW05S-061511. The recoveries and RPD's were within QC limits.

The Laboratory Blank associated with these samples was free of contamination.

No other analytical or QC problems were encountered.

CAS ASP/CLP Batching Form/Login Sheet

Client Proj #: 112IC03292 Task 02	Batch Complete: Yes		Date Revised:
Submission: R1103373	Diskette Requested: No		Date Due: 6/30/11
Client: Tetra Tech NUS, Inc.	Date: 6/17/11		Protocol: MCAWW
Client Rep: MPERRY	Custody Seal: Present/Absent:		Shipping No.:
Project: MSA Main Terminal Groundwater	Chain of Custody: Present/Absent:		SDG #:

CAS Job #	Client/EPA ID	Matrix	Requested Parameters	Date Sampled	Date Received	pH (Solids)	% Solids	Remarks Sample Condition
R1103373-001	MT-MW05S-061511	Water	218.6	6/15/11	6/16/11			
R1103373-002	MT-MW06S-061511	Water	218.6	6/15/11	6/16/11			
R1103373-003	MT-MW01S-061511	Water	218.6	6/15/11	6/16/11			

5005

Folder Comments:

Columbia Analytical Services

REPORT QUALIFIERS

U	Analyte was analyzed for but not detected. The sample quantitation limit has been corrected for dilution and for percent moisture, unless otherwise noted in the case narrative.
J	Estimated value due to either being a Tentatively Identified Compound (TIC) or that the concentration is between the MRL and the MDL. Concentrations are not verified within the linear range of the calibration. For DoD: concentration >40% difference between two GC columns (pesticides/Arclors).
B	Analyte was also detected in the associated method blank at a concentration that may have contributed to the sample result.
E	Inorganics- Concentration is estimated due to the serial dilution was outside control limits.
E	Organics- Concentration has exceeded the calibration range for that specific analysis.
D	Concentration is a result of a dilution, typically a secondary analysis of the sample due to exceeding the calibration range or that a surrogate has been diluted out of the sample and cannot be assessed.
*	Indicates that a quality control parameter has exceeded laboratory limits. Under the "Notes" column of the Form I, this qualifier denotes analysis was performed out of Holding Time.
H	Analysis was performed out of hold time for tests that have an "immediate" hold time criteria.
#	Spike was diluted out.
+	Correlation coefficient for MSA is <0.995.
N	Inorganics- Matrix spike recovery was outside laboratory limits.
N	Organics- Presumptive evidence of a compound (reported as a TIC) based on the MS library search.
S	Concentration has been determined using Method of Standard Additions (MSA).
W	Post-Digestion Spike recovery is outside control limits and the sample absorbance is <50% of the spike absorbance.
P	Concentration >40% (25% for CLP) difference between the two GC columns.
C	Confirmed by GC/MS
Q	DoD reports: indicates a pesticide/Aroclor is not confirmed (≥100% Difference between two GC columns).
X	See Case Narrative for discussion.

ACCREDITED IN ACCORDANCE WITH nelac

CAS/Rochester Lab ID # for State Certifications[1]

NELAP Accredited
Connecticut ID # PH0556
Delaware Accredited
DoD ELAP #65817
Florida ID # E87674
Illinois ID #200047
Maine ID #NY0032
Nebraska Accredited
Nevada ID # NY-00032
New Jersey ID # NY004
New York ID # 10145
New Hampshire ID # 294100 A/B
Pennsylvania ID# 68-786
Rhode Island ID # 158

[1] Analyses were performed according to our laboratory's NELAP-approved quality assurance program and any applicable state requirements. The test results meet requirements of the current NELAP standards or state requirements, where applicable, except as noted in the laboratory case narrative provided. For a specific list of accredited analytes, refer to the certifications section at www.caslab.com.

COLUMBIA ANALYTICAL SERVICES, INC.

Analytical Report

Client:	Tetra Tech NUS, Inc.	**Service Request:**	R1103373
Project:	MSA Main Terminal Groundwater/112IC03292 Task 02	**Date Collected:**	NA
Sample Matrix:	Water	**Date Received:**	NA
Sample Name:	Method Blank		
Lab Code:	R1103373-MB	**Basis:**	NA

General Chemistry Parameters

Analyte Name	Method	Result	Q	Units	MRL	MDL	Dilution Factor	Date Extracted	Date Analyzed	Note
Chromium, Hexavalent, Dissolved	218.6	0.020	U	µg/L	0.020	0.010	1	NA	6/16/11 11:15	

Client: Tetra Tech NUS, Inc. **Service Request:** R1103373
Project: MSA Main Terminal Groundwater/112IC03292 Task 02

Continuing Calibration Blank (CCB) Summary
Chromium, Hexavalent, Dissolved

Analytical Method: 218.6 **Units:** µg/L

	Analysis Lot	Lab Code	Date Analyzed	MDL	MRL	Result	Q
CCB1	250276	RQ1105817-06	6/16/11 11:15	0.010	0.020	0.020	U
CCB2	250276	RQ1105817-05	6/16/11 13:56	0.010	0.020	0.020	U
CCB3	250276	RQ1105817-04	6/16/11 14:35	0.010	0.020	0.020	U

COLUMBIA ANALYTICAL SERVICES, INC.

QA/QC Report

Client: Tetra Tech NUS, Inc.
Project: MSA Main Terminal Groundwater/112IC03292 Task 02
Sample Matrix: Water

Service Request: R1103373
Date Collected: 6/15/11
Date Received: 6/16/11
Date Analyzed: 6/16/11

Matrix Spike Summary
General Chemistry Parameters

Sample Name: MT-MW05S-061511
Lab Code: R1103373-001

Units: µg/L
Basis: NA

Analytical Method: 218.6

Analyte Name	Sample Result	MT-MW05S-061511MS Matrix Spike R1103373-001MS Result	Spike Amount	% Rec	MT-MW05S-061511DMS Duplicate Matrix Spike R1103373-001DMS Result	Spike Amount	% Rec	% Rec Limits	RPD	RPD Limit
Chromium, Hexavalent, Dissolved	ND	0.212	0.200	106	0.212	0.200	106	90 - 110	<1	20

Results flagged with an asterisk (*) indicate values outside control criteria.
Results flagged with a pound (#) indicate the control criteria is not applicable.
Percent recoveries and relative percent differences (RPD) are determined by the software using values in the calculation which have not been rounded.

COLUMBIA ANALYTICAL SERVICES, INC.

QA/QC Report

Client: Tetra Tech NUS, Inc.
Project: MSA Main Terminal Groundwater/112IC03292 Task 02
Sample Matrix: Water

Service Request: R1103373
Date Analyzed: 6/16/11

Lab Control Sample Summary
General Chemistry Parameters

Units: µg/L
Basis: NA

Analyte Name	Method	Lab Control Sample R1103373-LCS Result	Spike Amount	% Rec	% Rec Limits
Chromium, Hexavalent, Dissolved	218.6	0.209	0.200	104	90 - 110

Results flagged with an asterisk (*) indicate values outside control criteria.
Percent recoveries and relative percent differences (RPD) are determined by the software using values in the calculation which have not been rounded.

Client: Tetra Tech NUS, Inc. **Service Request:** R1103373
Project: MSA Main Terminal Groundwater/112IC03292 Task 02

Continuing Calibration Verification (CCV) Summary
Chromium, Hexavalent, Dissolved

Analytical Method: 218.6 **Units:** µg/L

	Analysis Lot	Lab Code	Date Analyzed	True Value	Measured Value	Percent Recovery	Acceptance Limits
CCV1	250276	RQ1105817-03	6/16/11 10:44	0.500	0.503	101	95 - 105
CCV2	250276	RQ1105817-02	6/16/11 13:49	0.500	0.512	102	95 - 105
CCV3	250276	RQ1105817-01	6/16/11 14:28	0.500	0.504	101	95 - 105

Analytical Results Summary

Instrument Name: R-IC-05 **Analyst:** CWOODS **Analysis Lot:** 250276 **Method/Testcode:** 218.6/Cr6 D

Lab Code	Target Analytes	QC	Parent Sample	Matrix	Raw Result	Sample Amt.	Final Result	Dil	MDL	PQL	% Rec	% RSD	Date Analyzed	QC?	Tier
RQ1105817-03	Chromium, Hexavalent, Dissolved	CCV		Water	0.50 µg/L	10 mL	0.503 µg/L	1					6/16/11 10:44:00	N	IV
RQ1105817-06	Chromium, Hexavalent, Dissolved	CCB		Water	0.00 µg/L	10 mL	0.020 µg/L U	1	0.010	0.020			6/16/11 11:15:00	N	IV
RQ1105817-07	Chromium, Hexavalent, Dissolved	MB		Water	0.00 µg/L	10 mL	0.020 µg/L U	1	0.010	0.020			6/16/11 11:15:00	N	IV
RQ1105817-08	Chromium, Hexavalent, Dissolved	LCS		Water	0.21 µg/L	10 mL	0.209 µg/L	1	0.010	0.020	104		6/16/11 11:22:00	N	IV
R1103373-001	Chromium, Hexavalent, Dissolved	N/A		Water	0.01 µg/L	10 mL	0.020 µg/L U	1	0.010	0.020			6/16/11 11:43:00	N	IV
RQ1105817-11	Chromium, Hexavalent, Dissolved	MS	R1103373-001	Water	0.21 µg/L	10 mL	0.212 µg/L	1	0.010	0.020	106		6/16/11 11:51:00	N	IV
RQ1105817-12	Chromium, Hexavalent, Dissolved	DMS	R1103373-001	Water	0.21 µg/L	10 mL	0.212 µg/L	1	0.010	0.020	106	<1	6/16/11 11:59:00	N	IV
R1103373-003	Chromium, Hexavalent, Dissolved	N/A		Water	0.00 µg/L	10 mL	0.020 µg/L U	1	0.010	0.020			6/16/11 12:07:00	N	IV
R1103373-002	Chromium, Hexavalent, Dissolved	N/A		Water	0.00 µg/L	10 mL	0.020 µg/L U	1	0.010	0.020			6/16/11 12:15:00	N	IV
RQ1105817-02	Chromium, Hexavalent, Dissolved	CCV		Water	0.51 µg/L	10 mL	0.512 µg/L	1					6/16/11 13:49:00	N	IV
RQ1105817-05	Chromium, Hexavalent, Dissolved	CCB		Water	0.00 µg/L	10 mL	0.020 µg/L U	1	0.010	0.020			6/16/11 13:56:00	N	IV
R1103399-001	Chromium, Hexavalent, Dissolved	N/A		Water	17.33 µg/L	10 mL	17.3 µg/L	30	0.28	0.60			6/16/11 14:04:00	N	IV
RQ1105817-09	Chromium, Hexavalent, Dissolved	DUP	R1103399-001	Water	17.16 µg/L	10 mL	17.2 µg/L	30	0.28	0.60		<1	6/16/11 14:12:00	N	IV
RQ1105817-10	Chromium, Hexavalent, Dissolved	MS	R1103399-001	Water	22.91 µg/L	10 mL	22.9 µg/L	30	0.28	0.60	93		6/16/11 14:20:00	N	IV
RQ1105817-01	Chromium, Hexavalent, Dissolved	CCV		Water	0.50 µg/L	10 mL	0.504 µg/L	1					6/16/11 14:28:00	N	IV
RQ1105817-04	Chromium, Hexavalent, Dissolved	CCB		Water	0.00 µg/L	10 mL	0.020 µg/L U	1	0.010	0.020			6/16/11 14:35:00	N	IV

00019

# indicates Final Result is not yet adjusted for Solids because it has not yet been determined.

06-16-11 IC#5 218.6LL

Sequence: 06-16-2011LL
Operator: ROCACQGEN03 Analyst: CWoods Pipets: 01 Blue, Grey

Title:
Datasource: DJZ93HD1_local
Location: IC5\Data Files\Low-Level Chromium (VI)\2011 Low-Level Chrome\06June2011\06-16-2011
Timebase: IC5
#Samples: 21

Created: 2/17/2010 3:24:15 PM by ROCACQGEN03
Last Update: 6/16/2011 2:46:18 PM by ROCACQGEN03

No.	Name	Type	Inj. Vol.	Program	Method	Status	Inj. Date/Time	Dil. Factor	Comment
1	STANDARD 1	Standard	1500.0	Fast Hexavalent Chromium LL	5-061011CLL	Finished	6/10/2011 11:06:19 AM	1.0000	218.6LL/218.6RL
2	STANDARD 2	Standard	1500.0	Fast Hexavalent Chromium LL	5-061011CLL	Finished	6/10/2011 11:14:06 AM	1.0000	218.6LL/218.6RL
3	STANDARD 3	Standard	1500.0	Fast Hexavalent Chromium LL	5-061011CLL	Finished	6/10/2011 11:21:54 AM	1.0000	218.6LL/218.6RL
4	STANDARD 4	Standard	1500.0	Fast Hexavalent Chromium LL	5-061011CLL	Finished	6/10/2011 11:29:40 AM	1.0000	218.6LL/218.6RL
5	CCV	Unknown	1500.0	Fast Hexavalent Chromium LL	5-061011CLL	Finished	6/16/2011 10:44:02 AM	1.0000	218.6LL/218.6RL
6	CCB	Unknown	1500.0	Fast Hexavalent Chromium LL	5-061011CLL	Finished	6/16/2011 11:15:10 AM	1.0000	218.6LL/218.6RL
7	LCS	Unknown	1500.0	Fast Hexavalent Chromium LL	5-061011CLL	Finished	6/16/2011 11:22:57 AM	1.0000	218.6LL/218.6RL
8	R1103373-001	Unknown	1500.0	Fast Hexavalent Chromium LL	5-061011CLL	Finished	6/16/2011 11:43:55 AM	1.0000	218.6LL
9	R1103373-001 MS	Unknown	1500.0	Fast Hexavalent Chromium LL	5-061011CLL	Finished	6/16/2011 11:51:42 AM	1.0000	218.6LL
10	R1103373-001 MSD	Unknown	1500.0	Fast Hexavalent Chromium LL	5-061011CLL	Finished	6/16/2011 11:59:29 AM	1.0000	218.6LL
11	R1103373-003	Unknown	1500.0	Fast Hexavalent Chromium LL	5-061011CLL	Finished	6/16/2011 12:07:16 PM	1.0000	218.6LL
12	R1103373-002	Unknown	1500.0	Fast Hexavalent Chromium LL	5-061011CLL	Finished	6/16/2011 12:15:04 PM	1.0000	218.6LL
13	FILTER BLANK FOR 6/16/11	Unknown	1500.0	Fast Hexavalent Chromium LL	5-061011CLL	Finished	6/16/2011 12:22:51 PM	1.0000	218.6LL
14	R1103399-001	Unknown	1500.0	Fast Hexavalent Chromium LL	5-061011CLL	Finished	6/16/2011 1:29:55 PM	1.0000	218.6LL
15	CCV	Unknown	1500.0	Fast Hexavalent Chromium LL	5-061011CLL	Finished	6/16/2011 1:49:08 PM	1.0000	218.6LL
16	CCB	Unknown	1500.0	Fast Hexavalent Chromium LL	5-061011CLL	Finished	6/16/2011 1:56:56 PM	1.0000	218.6LL
17	R1103399-001	Unknown	1500.0	Fast Hexavalent Chromium LL	5-061011CLL	Finished	6/16/2011 2:04:42 PM	30.0000	218.6LL
18	R1103399-001 DUP	Unknown	1500.0	Fast Hexavalent Chromium LL	5-061011CLL	Finished	6/16/2011 2:12:29 PM	30.0000	218.6LL
19	R1103399-001 SPK	Unknown	1500.0	Fast Hexavalent Chromium LL	5-061011CLL	Finished	6/16/2011 2:20:16 PM	30.0000	218.6LL
20	CCV	Unknown	1500.0	Fast Hexavalent Chromium LL	5-061011CLL	Finished	6/16/2011 2:28:03 PM	1.0000	218.6LL
21	CCB	Unknown	1500.0	Fast Hexavalent Chromium LL	5-061011CLL	Finished	6/16/2011 2:35:50 PM	1.0000	218.6LL

R3373
R3399
2 copies

Reviewed & Approved
By: CK
Date: 6/17/11

Chromeleon © Dionex Corporation, Version 6.80 SP2 Build 2284

Date / Time Received	Sample ID	Analysis	Matrix	Date / Time Sampled	Sample Filtered	Filter Lot ID	pH @ Receipt	pH @ Adjust	Analyst / Date / Time of pH Adjust	Solutions Used For pH Adjust	Solution Lot ID
6/10/11 0927	R1103256-005 DMW35	7199 218.6RL (218.6LL)	(Water) DrinkingWater	6/9/11 1330	(Yes) No Field	Millex HV RONA88641K	8.59	9.36	6/10/11 1138	Buffer	WC103052F
										10%H2SO4	—
										10%NaOH*	—
	R1103256-004 MW34I	7199 218.6RL (218.6LL)	(Water) DrinkingWater	6/9/11 1245	(Yes) No Field		5.41	9.32	6/10/11 1140	Buffer	WC103052F
										10%H2SO4	—
										10%NaOH*	—
	R1103256-001 DMW11S	7199 218.6RL (218.6LL)	(Water) DrinkingWater	6/9/11 1235	(Yes) No Field		6.63	9.49	6/10/11 1141	Buffer	WC103052F
										10%H2SO4	—
										10%NaOH*	—
	R1103256-007 MW29D	7199 218.6RL (218.6LL)	(Water) DrinkingWater	6/9/11 1554	(Yes) No Field		6.82	9.35	6/10/11 1142	Buffer	WC103052F
										10%H2SO4	—
										10%NaOH*	—
—	Filter Blank of 6/15/11	7199 218.6RL (218.6LL)	(Water) DrinkingWater	—	(Yes) No Field	Millex HV RONA88641K	8.13	9.37	6/15/11 1157	Buffer	WC103052F
										10%H2SO4	—
										10%NaOH*	—
6/15/11 0932	R1103346-001	7199 218.6RL (218.6LL)	(Water) DrinkingWater	6/14/11 1205	(Yes) No Field		6.18	9.45	6/15/11 1158	Buffer	WC103052F
										10%H2SO4	—
										10%NaOH*	—
	R1103346-002	7199 218.6RL (218.6LL)	(Water) DrinkingWater	6/14/11 1430	(Yes) No Field		7.14	9.40	6/15/11 1255 1245	Buffer	WC103052F
										10%H2SO4	—
										10%NaOH*	—
—	Filter Blank of 6/16/11	7199 218.6RL (218.6LL)	(Water) DrinkingWater	—	(Yes) No Field	Millex HV RONA88641K	8.23	9.35	6/16/11 1127	Buffer	WC103052F
										10%H2SO4	—
										10%NaOH*	—
6/16/11 0933	R1103373-002 MW06S	7199 218.6RL (218.6LL)	(Water) DrinkingWater	6/15/11 1630	(Yes) No Field		5.35	9.41	6/16/11 1128	Buffer	WC103052F
										10%H2SO4	—
										10%NaOH*	—

Target pH Range per Method (adjust to the middle of required range): 7199 & 218.6 LL 9.0 – 9.5 ; 218.6 RL 9.3 – 9.7

*** Regular Level Cr+6 only**

12000 0031

Date / Time Received	Sample ID	Analysis	Matrix	Date / Time Sampled	Sample Filtered	Filter Lot ID	pH @ Receipt	pH @ Adjust	Analyst / Date / Time of pH Adjust	Solutions Used For pH Adjust	Solution Lot ID
6/16/11 0933	R1103373-003 MW01S	7199 218.6RL 218.6LL	Water DrinkingWater	6/15/11 1524	Yes No Field	Millex HV RONA88641K	6.82	9.43	6/16/11 1130	Buffer 10%H2SO4 10%NaOH*	WC103052A — —
↓	R1103373-001 MW05S	7199 218.6RL 218.6LL	Water DrinkingWater	6/15/11 1305	Yes No Field	↓	5.18	9.39	6/16/11 1131	Buffer 10%H2SO4 10%NaOH*	WC103052A — —
6/15/11 0932	R1103399-001	7199 218.6RL 218.6LL	Water DrinkingWater	6/14/11 1300	Yes No Field	Millex HV RONA88641K	5.96	9.33	6/16/11 1326	Buffer 10%H2SO4 10%NaOH*	WC103052A — —
		7199 218.6RL 218.6LL	Water DrinkingWater		Yes No Field					Buffer 10%H2SO4 10%NaOH*	
		7199 218.6RL 218.6LL	Water DrinkingWater		Yes No Field					Buffer 10%H2SO4 10%NaOH*	
		7199 218.6RL 218.6LL	Water DrinkingWater		Yes No Field					Buffer 10%H2SO4 10%NaOH*	
		7199 218.6RL 218.6LL	Water DrinkingWater		Yes No Field					Buffer 10%H2SO4 10%NaOH*	
		7199 218.6RL 218.6LL	Water DrinkingWater		Yes No Field					Buffer 10%H2SO4 10%NaOH*	
		7199 218.6RL 218.6LL	Water DrinkingWater		Yes No Field					Buffer 10%H2SO4 10%NaOH*	

Target pH Range per Method (adjust to the middle of required range): 7199 & 218.6 LL 9.0 – 9.5 ; 218.6 RL 9.3 – 9.7

*** Regular Level Cr+6 only**

Columbia Analytical Services
1 Mustard St., Suite 250
Rochester, NY 14609-0859

Analyst: C. Woods
Date: 6/16/2011
pH Meter ID: Bullwinkle
Adjustment Solutions: WC103052F

Hexavalent Chromium: **Method 218.6-RL** **Method 218.6-LL** **Method 7199**

Folder Number	Sample ID	Sample pH at analysis	Analysis Date
	Filter Blank	9.35	6/16/11
3373	R1103373-001	9.39	6/16/11
	R1103373-002	9.41	6/16/11
	R1103373-003	9.43	6/16/11
3399	R1103399-001	9.33	6/16/11

*Note: Sample pH must be between 9.3 and 9.7 for 218.6 Regular Level

**Note: Sample pH must be between 9.0 and 9.5 for 7199 and 218.6 Low Level

APPENDIX E—WASTE-PROFILE AND DISPOSAL RECORDS

Waste Identifcation and Classification Form

Remediation Project	Martin State Airport	**State Generated**	MD
Description of Waste			
Generic Name	Purge water from groundwater sampling	**Solid, Liquid, Gas**	Liquid
		Additional Info.	
Date of Waste Generation	May/June 2011	**Ongoing (Y/N)?**	N

Description of Process Generating Waste

6 drums of purge water generated from annual groundwater sampling activities at Martin State Airport.

Listed Waste ? (Y/N)	N	**F,K, P or U Codes**	NA

Justification for Waste Classification (attached supporting documentation)

The water has been removed from the site as nonhazardous waste under an exisiting non hazardous profile.

Form completed by	Tony Apanavage
Date	10/18/2011

THE ENVIRONMENTAL QUALITY COMPANY®

EQ Pennsylvania
730 Vogelsong Road
York, PA 17404

Emergency Response #:
Phone: 1-800-592-5489
Fax: 1-800-592-5329

Work Order: 464200
Arrival Time: 08/03/2011
Date: 08/03/2011
Prepared By: Jane Englert

BILLING INFORMATION

Name: TETRA TECH-NUS, INC.
Acct. #: 4108-10
Phone: (412) 921-7090
Addr: 661 ANDERSON DRIVEFOSTER PLAZA #7
PITTSBURGH, PA 15220-2745

Contact:
Title:
Phone:
Mobile:
PO / Rel:

GENERATOR INFORMATION

Name: Lockheed Martin Corp. - Martin
EPA #: MDR000518760 (ID: 91114)
Phone: (610) 656-4012
Addr: 701 WILSON POINT ROAD
Middle River, MD 21220

Contact:
Title:
Phone: (610) 656-4012
Mobile:

TSDF INFORMATION

TSDF: ENVIRITE OF PENNSYLVANIA, INC
Addr: 730 VOGELSONG ROAD
YORK,PA 17404

TSDF Contact: BEN SMITH

EPA #: PAD010154045
Phone: (717) 846-1900
Fax: (717) 854-6757

Description: PICKUP WASTE CONTAINERS

Start Date and Time: _____ End Date and Time: _____ Total Hours: _____

Manifest: 464200
TSDF Contact: BEN SMITH

TSDF: ENVIRITE OF PENNSYLVANIA, INC
Addr: 730 VOGELSONG ROAD
YORK,PA 17404

EPA #: PAD010154045
Phone: (717) 846-1900
Fax: (717) 854-6757

HM DESCRIPTION		# OF CONT.	TYPE	QUANTITY	UNIT
X 1. Non Regulated Solids Approval Code: G103035EPA (370229) Hand. Instruct:	Waste Codes: 507	~~37.00~~ 38	DM	EST 19,000	P
X 2. None Regulated Liquid Approval Code: G103034EPA (370232) Hand. Instruct:	Waste Codes: 507	~~41.00~~ 18	DM	EST 990	G

EQUIPMENT ACKNOWLEDGMENT

Customer acknowledges that this equipment is suitable for the transportation, storage or other service to be provided.

Tractor # 441536 Trailer # 3004 Tanker # ____ Roll-Off Box # ____ w/ liner? ____ Spotted # ____ Picked_up # ____ Vac Fee ____

[signature] 8-3-11 [signature] 8-3-11

Driver Signature | Date | Customer Signature | Date

Pickup	Date	Time	Explanation
Arrive at Shipper:	8-3-11	8:30	56 NON-HAZ WASTE LABELS USED
Start Loading:		8:45	
Finish Loading:		1:05	
Leave Site:		1:15	

SHIPMENT RECEIVED IN APPARENT GOOD ORDER (CONTENTS UNKNOWN) SUBJECT TO THE TERMS AND CONDITIONS OF THE UNIFORM STRAIGHT BILL OF LADING AND ANY GOVERNING CLASSFICATIONS AND TARIFFS LAWFULLY ON FILE ON THE DATE OF SHIPMENT.

THIS IS TO CERTIFY THAT THE ABOVE NAMED MATERIALS ARE PROPERLY CLASSIFIED, DESCRIBED, PACKAGED, MARKED AND LABELED AND ARE IN PROPER CONDITION FOR TRANSPORTATION ACCORDING TO THE APPLICABLE REGULATIONS OF THE DEPARTMENT OF TRANSPORTATION.

[signature] 8-3-11 [signature] 8-3-11

Driver Signature | Date | Customer Signature | Date

Delivery	Date	Time	Explanation
Arrive at TSDF:			
Start Unloading:			
Finish Unloading:			
Leave Site:			

Driver Signature | Date | Receiver Signature | Date

EQ Authorized Representative | Date | On-Site Representative | Date

Please comment on the job so we can continue to provide better service: ☐ Excellent ☐ Satisfactory ☐ Poor