Deep Groundwater Investigation Report
Lockheed Martin, Martin State Airport
Middle River, Maryland

Prepared for:

Lockheed Martin Corporation

Prepared by:

Tetra Tech, Inc.
April 2009



Michael Martin, P.G.
East Coast Regional Manager



Dev Murali, P.G.
Project Manager

TABLE OF CONTENTS

Section			Page
1	**INTRODUCTION**		1-1
2	**SITE DESCRIPTION**		2-1
	2.1	BACKGROUND	2-1
	2.2	REGIONAL GEOLOGIC AND HYDROGEOLOGIC CONDITIONS	2-2
	2.3	MARTIN STATE AIRPORT SUBSURFACE CONDITIONS	2-3
3	**INVESTIGATION APPROACH AND METHODOLOGY**		3-1
	3.1	WELL LOCATIONS	3-1
	3.2	FIELD METHODOLOGY	3-3
		3.2.1 Subsurface Obstruction Screening	3-3
		3.2.2 Permitting	3-3
		3.2.3 Preliminary Site Chemical Screening	3-4
		3.2.4 Borehole Drilling	3-4
		3.2.5 Well Installation	3-5
		3.2.6 Well Development	3-5
		3.2.7 Synoptic Water Levels and Groundwater Sampling	3-5
		3.2.8 Surveying	3-6
		3.2.9 Laboratory Analyses	3-6
		3.2.10 Documentation	3-7
		3.2.11 General Sampling Procedures, Sample Nomenclature, and Handling	3-7
		3.2.12 Equipment Decontamination	3-8
		3.2.13 Waste Management	3-8
	3.3	DATA VALIDATION	3-9
4	**RESULTS**		4-1
	4.1	SOIL DATA	4-1
	4.2	GROUNDWATER DATA	4-2
	4.2.1	Groundwater Level Data	4-2
	4.2.2	Groundwater Chemical Data	4-2
5	**SUMMARY**		5-1
6	**REFERENCES**		6-1

TABLE OF CONTENTS (Continued)

APPENDIX A - DIRECTIONAL HEAT PULSE TEST REPORT

APPENDIX B - WELL LOGS AND WELL CONSTRUCTION SHEETS

APPENDIX C - MONITORING WELL DEVELOPMENT, PURGING AND SAMPLE RECORDS

APPENDIX D - GROUNDWATER LEVEL RECORD SHEET

APPENDIX E - WELL SURVEY REPORTS

APPENDIX F - GEOTECHNICAL ANALYSES RESULTS

APPENDIX G - CHEMICAL ANALYSES RESULTS

APPENDIX H - DATA VALIDATION REPORTS AND LABORATORY RESULTS (ON CD)

LIST OF FIGURES

Page

Figure 1-1 MSA Site Location Map 1-3
Figure 3-1 Groundwater Monitoring Well Locations 3-11
Figure 4-1 Geologic Cross Section Location Map 4-11
Figure 4-2 Geologic Cross Section A-A' 4-12
Figure 4-3 Groundwater Elevation Contour Map, Deep Confined Aquifer 4-13

LIST OF TABLES

Page

Table 3-1 Laboratory Analyses for Soil, Groundwater and IDW Samples 3-10
Table 4-1 Summary of Geotechnical Results for Soil Samples 4-4
Table 4-2 Groundwater Levels and Elevations, January 14, 2009 4-5
Table 4-3 Statistical Analyses of Groundwater Chemical Results 4-6
Table 4-4 Summary of Chemical Results for Groundwater Samples 4-8

ACRONYMS

ASTM	ASTM International
bgs	below ground surface
COC	Chain-of-custody
DCE	Dichloroethene
DNAPL	Dense non-aqueous phase liquid
IDW	Investigative derived waste
Lockheed Martin	Lockheed Martin Corporation
MAA	Maryland Aviation Administration
MCL	Maximum Contaminant Level
MSA	Martin State Airport
MSL	Mean sea level
ND	Not detected
NTUs	Nephelometric turbidity units
PVC	Polyvinyl chloride
SVOC	Semivolatile organic compound
TB	Trip blank
TCE	Trichloroethene
Tetra Tech	Tetra Tech, Inc.
µg/L	Micrograms per liter
USEPA	U.S. Environmental Protection Agency
VC	Vinyl chloride
VOC	Volatile organic compound

Section 1
Introduction

This document is the Deep Groundwater Investigation report for Martin State Airport (MSA), Middle River, Maryland. The location of MSA is shown on Figure 1-1. Lockheed Martin Corporation (Lockheed Martin) is currently investigating soil and groundwater impacted by volatile organic compounds (VOCs) in the southeastern portion of MSA. The purpose of the Deep Groundwater Investigation is to determine whether VOCs detected in the surficial aquifer groundwater at the MSA have migrated vertically through clay-rich sediments to the next underlying aquifer. To achieve this objective, Tetra Tech, Inc. (Tetra Tech) installed four groundwater monitoring wells into a confined aquifer that is located beneath the groundwater contamination previously characterized in the surficial aquifer at MSA. Tetra Tech also installed a shallow well in the surficial aquifer at a hydraulically upgradient location near well MW27D. As part of the investigation, Tetra Tech also measured groundwater levels in the newly installed wells to determine groundwater flow direction in the deeper confined aquifer, and collected groundwater samples for chemical analyses to assess the presence of VOCs. The tasks described in this report were conducted from June 2008 through January 2009 and are based on the August 2008 Final Deep Groundwater Investigation Work Plan (Tetra Tech, 2008) and Lockheed Martin's April 11, 2008 *Statement of Work/Technical & Functional Requirements*.

This report is organized as follows:

- Section 2 – Site Description: Presents brief descriptions of the site background and geology/hydrogeology from regional studies and MSA investigations;
- Section 3 – Investigation Approach and Methodology: Presents the technical approach to the deep groundwater investigation program and summarizes the field methodologies employed;
- Section 4 – Results: Presents the results of the investigation program;

- Section 5 – Summary: Summarizes the findings of the investigation; and
- Section 6 – References: Cites references used to develop this report.

Map Document: (K:\GProject\MartinStateAirport-LMC\MapDocs\MXD\Maps\MiddleRiver_MartinStateAirport_LocationMap.mxd) 12/4/2008

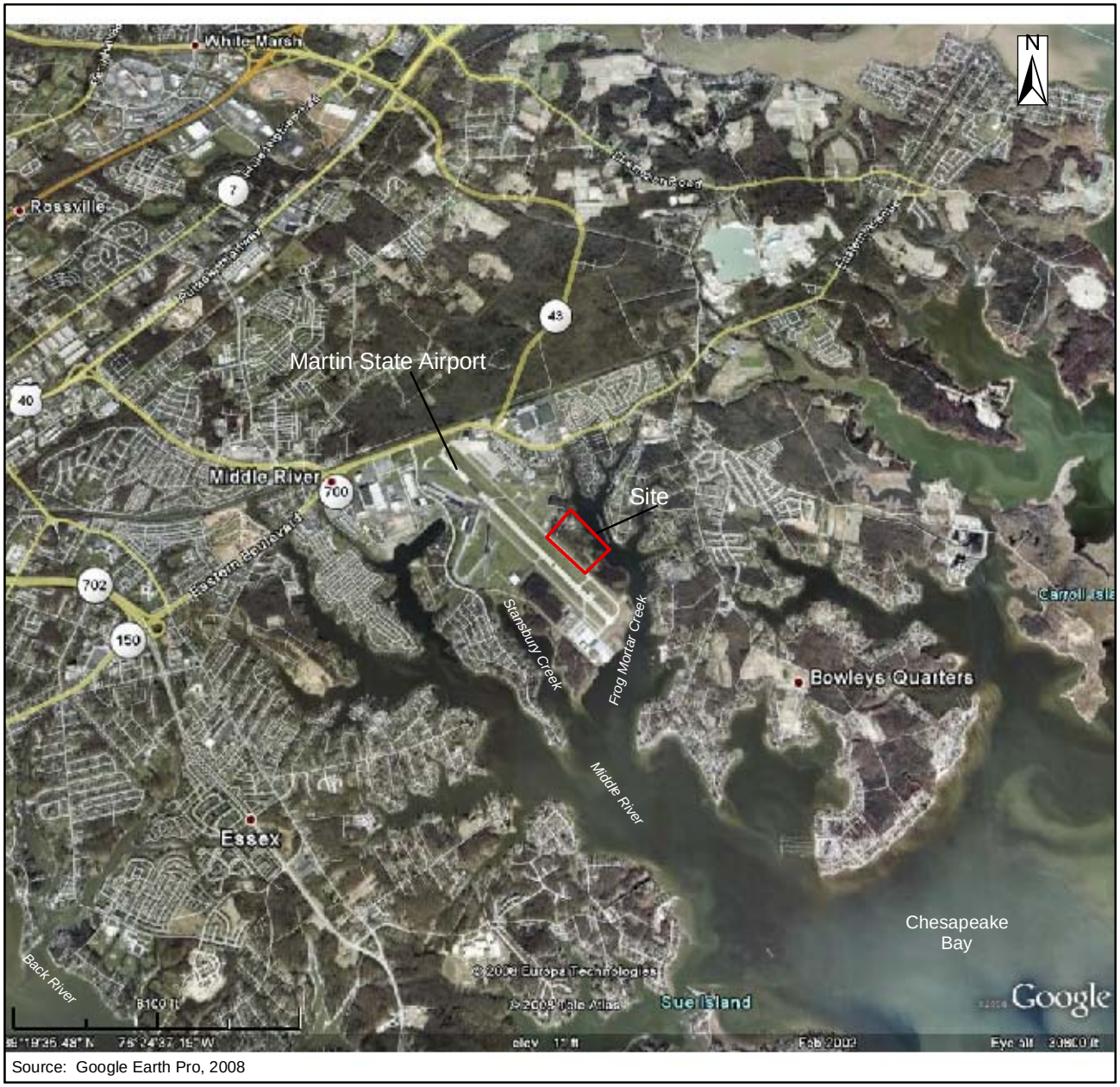

Source: Google Earth Pro, 2008

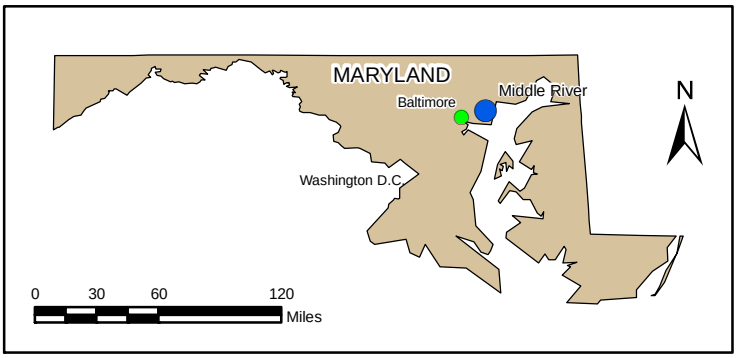

Figure 1-1

Site Location Map

Martin State Airport
Middle River, Maryland

DATE MODIFIED:	CREATED BY:
12/04/08	MP

Tetra Tech, Inc.

Section 2
Site Description

2.1 BACKGROUND

MSA is located at 701 Wilson Point Road in Middle River, Maryland, and is bounded by Frog Mortar Creek to the east and south, Wilson Point Road and Stansbury Creek to the west, and Eastern Boulevard to the north (see Figure 1-1). The study area is located at the southeast portion of MSA and is bounded by Frog Mortar Creek to the east, and the main airport runway to the west.

The study area was initially identified in July 1991, when the Maryland Aviation Administration (MAA) encountered four drums adjacent to Taxiway Tango during trenching activities for the installation of an electrical cable. Based on the discovery of these buried drums, the surrounding area was investigated for potential impacts to soil and groundwater, as required by the Maryland Department of the Environment in their letters dated January 6, 1992 and January 14, 1997 to MAA.

From 1992 to the present, the MAA and Lockheed Martin have conducted investigations at the southeast portion of MSA to characterize contamination in subsurface soil and groundwater. The distributions of chemical concentrations in groundwater indicate that three potential source areas are present at the site contributing to three primary groundwater contaminant plumes. These source areas and plumes are:

1) Plume 1, originating from the Drum Area
2) Plume 2, originating from the Petroleum Hydrocarbon and Pond #1 Area
3) Plume 3, originating from the Taxiway Tango median area

The contaminant plumes consist of the industrial oil and grease solvent trichloroethene (TCE) and TCE degradation daughter products, which have been detected throughout the investigation area. Concentrations of TCE at many MSA monitoring well locations exceed the Federal drinking water Maximum Contaminant Level (MCL) of 5 micrograms per liter (µg/L) and the Maryland

groundwater standard of 5 µg/L. The greatest concentrations of TCE have been detected in the Upper and Intermediate Surficial Aquifers at concentrations ranging from 0.5 to over 100,000 µg/L. 1,4-Dioxane and the TCE degradation daughter products dichloroethene (DCE) and vinyl chloride (VC) are typically co-located with TCE and are also considered to be chemicals of concern. TCE and the other contaminants of concern have also been detected in the Lower Surficial Aquifer, the bottom of which is located at a typical depth of approximately 90 feet below grade. A detailed discussion of site characteristics is provided in the MSA *Data Gap Investigation and Modeling Report* (Tetra Tech, 2004). Current groundwater-quality conditions for the Surficial Aquifer at MSA are provided in the *August-September, 2008 Groundwater Monitoring Report* (Tetra Tech, 2008).

2.2 REGIONAL GEOLOGIC AND HYDROGEOLOGIC CONDITIONS

MSA is located in the western shore of the Coastal Plain Physiographic Province. Regional and local studies (Vroblesky and Fleck, 1991; Chapelle, 1985) indicate that the MSA facility lies on a geologic formation known as the Patapsco Formation. This Patapsco Formation consists of complex and interbedded mixtures of gray, brown, and red sands, silts, and clays originating from the deposition of sediment in a low coastal plain traversed by low-gradient meandering streams.

Below the Patapsco Formation is a regionally-extensive, thick, clay, hydraulic confining unit known as the Arundel Formation. It is a massive and probably impermeable unit underlying the site and surrounding area. The Arundel Formation outcrops northwest of the site, and dips and thickens to the southeast. The Arundel Formation extends as far east as Cambridge, Maryland and is over 600 feet thick in areas. Regional lithologic information indicates that the thickness of the Arundel Formation may reach 150 feet at MSA (Vroblesky and Fleck, 1991; Chapelle, 1985). The formation acts as a relatively impermeable barrier to the downward movement of any constituents found in the surficial aquifer. The base of the Arundel Formation (i.e., the top surface of the deeper Patuxent Formation) is approximately 225 feet below mean sea level (MSL) near MSA (Vroblesky and Fleck, 1991; Chapelle, 1985). Therefore, the depth to the base of the Arundel Formation may range from 235 to 255 feet below grade at MSA.

Below the Arundel Formation is the Patuxent Formation. The Patuxent Formation is a multi-aquifer unit composed of interbedded sand and silt/clay layers, the nature of which changes rapidly over short horizontal distances. Permeable, sand-rich units range from bounded sand sheets to isolated sand bodies (Glaser, 1969). In the MSA area, potentiometric maps of the Patuxent Formation indicate possible groundwater flow ranging from south to southwest in response to pumping of industrial wells to the southwest and west (Chapelle, 1985 and Curtin, 2006).

2.3 MARTIN STATE AIRPORT SUBSURFACE CONDITIONS

At MSA, numerous shallow and deep soil borings have been completed to collect soil samples for lithologic information and chemical analyses. Based on the previous studies conducted at the property, the subsurface geology at MSA is a highly heterogeneous mixture of unconsolidated sediments consisting of gravels, sands, silts, and clays. A layer of fill, consisting of a heterogeneous mix of sands, silts, and clays, overlies the native soils.

Based upon review of boring logs for wells MW5, DMW7S, and MW7, a heterogeneous mixture of clay, silt and some silty sand is predominantly present to a depth of approximately 25 feet below ground surface (bgs), underlain by poorly graded fine sand with occasional silt lenses to a depth of approximately 31 to 42 feet bgs. At wells DMW7S and MW7, silt and clay was predominant from 31 feet bgs to a depth of 39 feet bgs. At well MW5, the geology predominantly consisted of poorly graded, fine sand to the base of the well at 42 feet bgs.

With the exception of newly installed deep confined aquifer wells for the present study, all wells are screened in the Surficial Aquifer system (the Patapsco Formation), but at different elevations to provide hydrologic and chemical data across the entire water-bearing zone. For data evaluation and correlation, the aquifer is divided into Upper, Intermediate, and Lower Surficial Aquifer zones. Twenty-seven (27) groundwater monitoring wells (DMWlS through DMW11S, MW3 through MW7, MW15S through MW18S, MW20S, MW23S through MW26S, RW1S and OW1S) are screened in the Upper Surficial Aquifer, which is the portion from the ground surface to an approximate elevation of 15 feet below MSL. In general, the Upper Surficial Aquifer consists of fill that occurs within the uppermost 10 to 20 feet below grade, and native soils beneath the fill

materials. Locally (e.g. at DMW7S and MW7) an 8-foot thick, low-permeability zone (aquiclude) is present between the Upper Surficial Aquifer and Intermediate Surficial Aquifer. In some areas of the site, the aquiclude restricts groundwater flow, and retards contaminant movement between the Upper and Intermediate Surficial Aquifer zones. However, the low-permeability zone is localized and limited in its extent and was not encountered at MW5, thus providing a direct pathway to deeper zones. Twenty-nine (29) wells (DMW1A, DMW2A, MW1, MW2, DMW3I through DMW11I, MW14I through MW26I, MW28I, RW1I, and OW1I) are screened in the Intermediate Surficial Aquifer, which is the portion at elevations between 15 feet below MSL and 45 feet below MSL. Twenty (20) wells (DMW1B, DMW2B, DMW3D through DMW9D, MW14D through MW23D, and MW26D) are screened in the Lower Surficial Aquifer, which is the portion at elevations from approximately 45 feet below MSL to 73 feet below MSL. At an elevation of approximately 45 feet below MSL thin, clay, aquitard is located between the Intermediate and Lower Surficial Aquifers. Details of the geology beneath the Lower Surficial Aquifer encountered during this deep groundwater investigation are provided in Section 4.

Groundwater flow direction in the surficial aquifer is northeast toward Frog Mortar Creek. Overall, the lateral groundwater linear velocity was estimated to be 0.1 feet per day across the site. The estimate is based on a horizontal groundwater gradient of 0.003, hydraulic conductivity of 10 feet per day, and soil porosity of 0.3. Details of groundwater flow in the deep confined aquifer are provided in Section 4.

Section 3
Investigation Approach and Methodology

As described in Section 2, previous environmental investigations at MSA have detected VOC contaminant plumes in the Upper, Intermediate, and Lower Surficial Aquifers. In 2008, TCE was detected at the base of the Lower Surficial Aquifer at concentrations ranging from 2,400 to 4,400 µg/L, which exceeds the Maryland groundwater standard of 5 µg/L for TCE. At these concentrations, residual TCE product or dense non-aqueous phase liquids (DNAPLs) may be present in the Lower Surficial Aquifer. TCE product or DNAPL is heavier than water and may migrate vertically downward through underlying sediment via gravity, or VOCs may be transported downward as dissolved constituents in groundwater in the presence of downward vertical hydraulic gradients. Lithologic logs from previous studies indicate the presence of clay beneath the Lower Surficial Aquifer in the study area. However, the thickness and lateral extent of the underlying clay had not been determined by previous studies.

Therefore, borehole drilling, lithologic sampling, and installation of four wells were conducted as part of this investigation to determine the thickness and extent of the clay underlying the Lower Surficial Aquifer and to provide monitoring locations to assess hydraulic and water-quality conditions in the next permeable zones (i.e., silt- and/or sand-rich zone) beneath the Lower Surficial Aquifer and underlying clay. The well boreholes were advanced using rotosonic drilling methods, as described in Section 3.2.4.

3.1 WELL LOCATIONS

Groundwater monitoring wells MW27D, MW29D, MW30D, and MW31D were installed to monitor groundwater levels and groundwater quality in the permeable zones beneath the Lower

Surficial Aquifer and underlying clay. MW28I was installed in the intermediate zone of the surficial aquifer near deep well MW27D. The locations of the wells are shown in Figure 3-1.

Wells MW27D and MW29D were installed in June and July 2008 to determine lithologic characteristics below the clay underlying the Lower Surficial Aquifer, and to assess groundwater flow direction for locating two additional downgradient wells in the deeper aquifer. Prior to installing these wells, little local information on deep groundwater was available. State groundwater studies indicated that groundwater flow in the deep aquifer was likely to be to the southeast or south, but the exact direction was not certain. Therefore, well MW27D was installed northwest of Pond #2 in an area considered to be hydraulically upgradient in the deeper aquifer. MW29D was installed southeast of the site in an area considered to be hydraulically downgradient in the deeper aquifer. MW28I was installed to a depth of 50 feet to provide water-quality and hydraulic information at an upgradient location for the surficial aquifer. Groundwater level data from MW28I and MW27D were used to estimate vertical hydraulic gradients between the surficial and deep confined aquifers, as discussed in Section 4.2.1.

Wells MW30D and MW31D were required to map deep aquifer groundwater flow direction at the site and to obtain downgradient groundwater samples for chemical analyses. In August 2008, directional heat pulse tests were performed on wells MW27D and MW29D to optimize the placement of downgradient wells MW30D and MW31D. Directional heat pulse is a field method used to estimate local groundwater flow direction and groundwater velocity using a single well or borehole. The method is based on measuring the transmission of heat over time within a water-permeable probe immersed in the groundwater flow field of a well (i.e., well screen in a conventional well or a fractured bedrock in an open borehole well). The method provides estimates of groundwater velocity and direction based on the dispersion of a known quantity of heat energy released in the well. The heat dispersion characteristics for the tested well are compared to baseline heat transmission characteristics that would occur in a well with an absence of flow. The tests indicated an east-southeast groundwater flow direction at MW27D and a southeastern groundwater flow direction at MW29D. Detailed discussions of the heat pulse test procedures and results are provided in Appendix A. After the tests were completed, Tetra Tech consulted with Lockheed Martin and CDM, Inc. (Lockheed Martin's managing consultant) to select the locations of wells MW30D and MW31D based on the results of the directional heat pulse tests and MSA drilling restrictions for areas near the

taxiway and runway. As shown in Figure 3-1, wells MW30D and MW31D are located south of the site in areas considered to be hydraulically downgradient in the deeper aquifer.

3.2 FIELD METHODOLOGY

3.2.1 Subsurface Obstruction Screening

Tetra Tech coordinated access through MAA for permission to complete the deep well investigation. Prior to initiating drilling activities, each soil boring/well location was screened for subsurface utilities. As required by Maryland law, Miss Utility of Maryland was contacted and a utility-locating request was submitted to identify public utilities at MSA. Additionally, a private utility locating service was contracted by Tetra Tech to map and mark the location of underground utilities and geophysical anomalies (i.e., potential subsurface obstructions). Utilities and geophysical anomalies within a 30-foot radius of each designated drilling location were located using electromagnetic sensing equipment and ground penetrating radar. Detected utilities and anomalies were marked on the ground using the standard Miss Utility color scheme (i.e., red for electric lines, blue for water lines, etc.). The utility clearance was conducted in accordance with Lockheed Martin corporate staff procedures CS-28.

3.2.2 Permitting

Tetra Tech obtained all the necessary permits prior to initiating drilling activities. An Airport Zoning Permit was required by the MAA Office of Planning and Environmental Services and a Building Permit was required by the MAA Tenant Improvement Section for wells MW27D and MW29D. A Utility Modification/Digging Authorization form was also submitted and approved by the MAA Tenant Improvement Section. A Federal Aviation Administration permit was obtained to install MW30D and MW31D. In addition, Tetra Tech's drilling firm obtained the well permits from Baltimore County.

3.2.3 Preliminary Site Chemical Screening

A preliminary screening step was conducted at each of the well sites to ensure contamination was not present in the surficial aquifer at the selected locations. The screening minimized the potential for cross contamination of the deeper zone during drilling and well installation. Monitoring well locations were cored with a sonic rig and continuous soil samples were collected until the base of the Lower Surficial Aquifer was encountered. Soil samples were collected from the base of the Lower Surficial Aquifer and analyzed for total VOCs using a Color-Tec^{TM} field test kit. If the indicated VOC concentrations at a boring were 1 milligram per kilogram or less, drilling continued and the boring was advanced to the target depth.

3.2.4 Borehole Drilling

Well boreholes were advanced by the rotosonic drilling method using a 6-inch diameter steel override casing and a 4-inch drill rod Boart Longyear, Inc. of Marietta, Ohio. The boreholes were sampled continuously for lithologic characterization using a 10-foot long core barrel. After lithologic sampling of the surficial aquifer was completed, a 10-inch override casing was advanced into the clay underlying the Lower Surficial Aquifer and was used as temporary casing during the remaining borehole drilling.

Prior to advancing the borehole below the temporary casing, the integrity of the water-tight seal between the surficial aquifer and outer casing was tested by pumping standing water from the casing using a submersible pump. This test was used to determine whether groundwater from the surficial aquifer was seeping beneath the casing or through the casing joints. If the test failed, the casing was advanced further and retested. If the casing seal tested tight, this first temporary casing remained in place to seal off groundwater in the overlying formation. The well borehole was constructed below the temporary casing and confining unit by advancing a second, smaller-diameter, steel casing through the annulus of the larger-diameter, outer, temporary casing (i.e., telescoping of the borehole). Continuous soil sampling continued with the drilling cores until the target depth was reached. Total deep-well borehole depths ranged from 218 feet at MW30D to 268 feet at MW29D. The boring for MW28I was advanced to a depth of 50 feet. Boring logs are provided in Appendix B.

3.2.5 Well Installation

Deep groundwater monitoring wells were constructed of 2-inch inside-diameter, Schedule 80 polyvinyl chloride (PVC) plastic casing with 10 feet of continuous slot, #304 stainless steel wire-wrap screen. PVC screen was used for well MW28I. The well screen slot size is 0.01 inch (10-slot) and was based on the formation grain size observed in the screened zone. The well filterpack was constructed using No.1-size, washed, silica sand that was placed in the annulus from the bottom of the borehole to 3 to 5 feet above the top of the screen. Following placement of the sand pack, the well was pre-developed by surging to settle the sand pack around screen. The depth to sand was measured using a weighted fiberglass tape. The remaining annulus from the sandpack to the ground surface was backfilled with a slurry grout consisting of portland cement and bentonite clay. The grout was allowed to set for 24 hours before the wells were developed. Well construction diagrams are provided along with boring logs in Appendix B.

3.2.6 Well Development

The new monitoring wells were developed on July 7 and 8, 2008 by pumping and surging via a submersible pump to remove fines and sediment from the sand pack and well screen. Development continued until groundwater was clear and free of suspended solids and/or field parameters such as pH, conductivity, temperature, and turbidity stabilized. Stabilization was considered to be achieved when three consecutive readings were within ±0.1 for pH, ±3% for conductivity, ± 10% for turbidity. Purge water from well development was containerized in 55-gallon steel drums and staged on site for proper characterization and disposal. Well development records are provided in Appendix C.

3.2.7 Synoptic Water Levels and Groundwater Sampling

Groundwater levels were measured at the four new wells on January 14, 2009 using an electronic water level meter with gradations to 0.01 foot. The water level data provide information on groundwater flow characteristics in the deep confined aquifer and were used to construct a

groundwater contour map for the deep confined aquifer. The January 2009 water level record is provided in Appendix D.

Groundwater samples were collected from each of the new monitoring wells on August 8, 2008 and January 14, 2009. Sampling was conducted using low-flow purging methods via a submersible pump. Groundwater was withdrawn at flow rates near 100 milliliters per minute. The groundwater quality parameters pH, temperature, conductivity, oxygen-reduction potential, dissolved oxygen, and turbidity were monitored using a Horiba U-22 Water Quality Meter and recorded every 5 minutes. Purging continued until parameters stabilized. Stabilization was considered to be achieved when three consecutive readings were within ±0.1 standard unit for pH, ±3% for conductivity, ±10 millivolts for oxygen-reduction potential, and ±10% for turbidity. Well purging and sampling records are provided in Appendix C.

3.2.8 Surveying

Professional field surveys were conducted to provide horizontal and vertical coordinates for each newly installed well. A qualified, Maryland-licensed, land surveyor performed the surveying. The casing elevations were measured and recorded to a minimum accuracy of 0.01 foot using North American Vertical Datum of 1988. Horizontal coordinates were measured and recorded to a minimum accuracy of 0.1 foot using North American Datum of 1983. Survey reports are provided in Appendix E.

3.2.9 Laboratory Analyses

Table 3-1 lists the chemical analyses and analytical methods used for this investigation. All soil and groundwater sample analyses were conducted by Test America Laboratories Inc., North Canton, Ohio. Two undisturbed soil samples of the clay underlying the Lower Surficial Aquifer were collected for geotechnical and permeability/hydraulic conductivity testing from each deep well borehole. Samples were analyzed for grain size (ASTM International [ASTM] Method D422), moisture content (ASTM Method D2216), and Atterberg limits (ASTM Method D4318). Four vertical permeability tests were performed with flexible wall parameters using ASTM

Method D6035-02. Laboratory results sheets for the geotechnical analyses are provided in Appendix F.

Groundwater samples were analyzed for United States Environmental Protection Agency (USEPA) VOCs using SW846 Method 8260, semivolatile organic compounds (SVOCs) and 1,4-dioxane using SW846 Method 8270B, and total metals using SW846 Method 6010. If measured turbidity was greater than 10 nephalometric turbidity units (NTUs), the samples were also analyzed for dissolved (i.e., filtered) metals by SW846 Method 6010. The selection of these analytes was based on contaminants of concern identified in surficial aquifer groundwater monitoring.

Duplicate samples were collected at a rate of 1:10 (10 percent). Matrix spike and matrix spike duplicate samples were collected on a 1:20 basis (5 percent). Trip blanks were submitted at a rate of one per cooler of VOCs per day basis. A summary table of the chemical analytical results is provided in Appendix G.

3.2.10 Documentation

A master Site Logbook, which served as an overall record of field activities, was maintained for the site and used for this investigation. Sample documentation, including chain-of-custody (COC) reports and matrix-specific sample log sheets, were completed and submitted in the report. Sample documentation consisted of the completion of COC reports and matrix-specific sample log sheets. The COC report is a standardized form used to summarize and document pertinent sample information such as sample identification and type, matrix, date and time of collection, preservation, and requested analysis. Sample custody procedures are designed to provide documentation of sample acquisition and integrity.

3.2.11 General Sampling Procedures, Sample Nomenclature, and Handling

Each soil and groundwater sample collected was provided with a unique sample identification that consisted of the soil boring or well name and depth (soil) or sample date (groundwater) (e.g., MW-30D-78 and MW30 DEEP-011409). Trip blanks were labeled with a TB prefix followed by

a six-digit submittal date (e.g., TB011409). Sample handling includes the field-related considerations concerning the selection of sample containers, preservatives, allowable holding times and analyses requested. Proper custody procedures were followed throughout all phases of sample collection and handling. COC protocols were used throughout sample handling to establish the evidentiary integrity of sample containers. These protocols were used to demonstrate that the samples were handled and transferred in a manner that would eliminate (or detect) possible tampering. Sample containers were released under signature from the laboratory and were accepted under signature by the sampler or responsible individual who maintains custody until the sample containers were transferred to the sampling team. Groundwater samples were released under signature from the sampling team and were accepted under signature by the laboratory. Transport containers returning to the laboratory were sealed with strapping tape and a tamper-resistant custody seal. The custody seal shows the signature of the individual releasing the transport container, along with the date and time.

3.2.12 Equipment Decontamination

Drilling and soil sampling equipment were decontaminated at each drilling location using a high-pressure steam pressure washer prior to moving to the next drilling location. Reusable groundwater level measuring and sampling equipment (e.g., water level meter, pumps and wire) were decontaminated prior to and after each use. Dedicated and disposable equipment such as pump tubing were used for groundwater purging and sampling activities.

3.2.13 Waste Management

Soil cuttings, decontamination fluids, well development water, and well purge water were containerized as Investigation-Derived Wastes (IDW) in United States Department of Transportation-approved, 55-gallon, steel drums. The drums were stored at a central staging area outside of the Maryland Air National Guard Gate 12 pending waste profile results. Tetra Tech sampled the IDW for TCLP organic and inorganic analyses, corrosivity, ignitability, and reactive sulfide and reactive cyanide using an expedited turn-around time from Test America, Inc., North Canton, Ohio to reduce the drum staging period at MSA. Upon receipt of the IDW analytical data, the IDW was removed from MSA by Envirite of Pennsylvania, Inc., a state-licensed waste

transporter/management/treatment firm, and properly disposes of treated non-hazardous waste at Envirite's York, Pennsylvania facility, a Lockheed Martin-approved, off-site, waste treatment facility in accordance with Federal, state, and local regulations.

3.3 DATA VALIDATION

Data validation is the process (involving an independent party from the laboratory) of reviewing data provided by the laboratory to ensure specific criteria are met. These criteria are concerned with specifications that are not sample dependent; they specify performance requirements that should be fully under a laboratory's control. For organic data analyses, specific validation areas include blanks, performance evaluation standard materials, and instrument performance checks. For inorganic data analyses, specific validation areas include blanks, calibration standards, calibration verification standards, laboratory control standards and interference check standards. The chemical data were supplied by the laboratory as hardcopy reports and electronic databases. After the completion of the investigations, the chemical data were validated in accordance with established USEPA protocols to assess the reliability and accuracy of the data. The review performed was based on the USEPA Region 3 Modifications to the National Functional Guidelines for Data Review (USEPA, 1993 and 1994) and the specifics of the analytical method employed. Data validation reports with COCs are provided in Appendix H.

Table 3-1

Laboratory Analyses for Soil, Groundwater and IDW Samples
Deep Groundwater Investigation
Lockheed Martin, Martin State Airport, Middle River, Maryland

Analyte	Analytical Method
Soil	
Grain Size with Hydrometer	ASTM D422
Moisture Content	ASTM D2216
Atterberg Limits	ASTM D4318
Vertical Permeability Test	ASTM D6035-02
Groundwater	
VOCs	SW 846 Method 8260B
SVOCs and 1,4-dioxane	SW 846 Method 8270C
Total Metals	SW 846 Method 6010C
Dissolved Metals	SW 846 Method 6010C
IDW	
TCLP organics/inorganics	TCLP Extraction and 8260B/8270C/8081A/8151A/6010B /7470A
Corrosivity	Water-150.1, Soil 9045C
Ignitability (flashpoint)	Water-1010, Soil-Section 7.1.2
Reactive sulfide/reactive cyanide	Total sulfides-9030B/9034, Cyanide-9012A

Map Document: (K:\GProject\MartinStateAirport-LMC\MapDocs\MXD\Maps\Groundwater monitoring well locs Nov2008 1 30 09.mxd) 1/30/2009

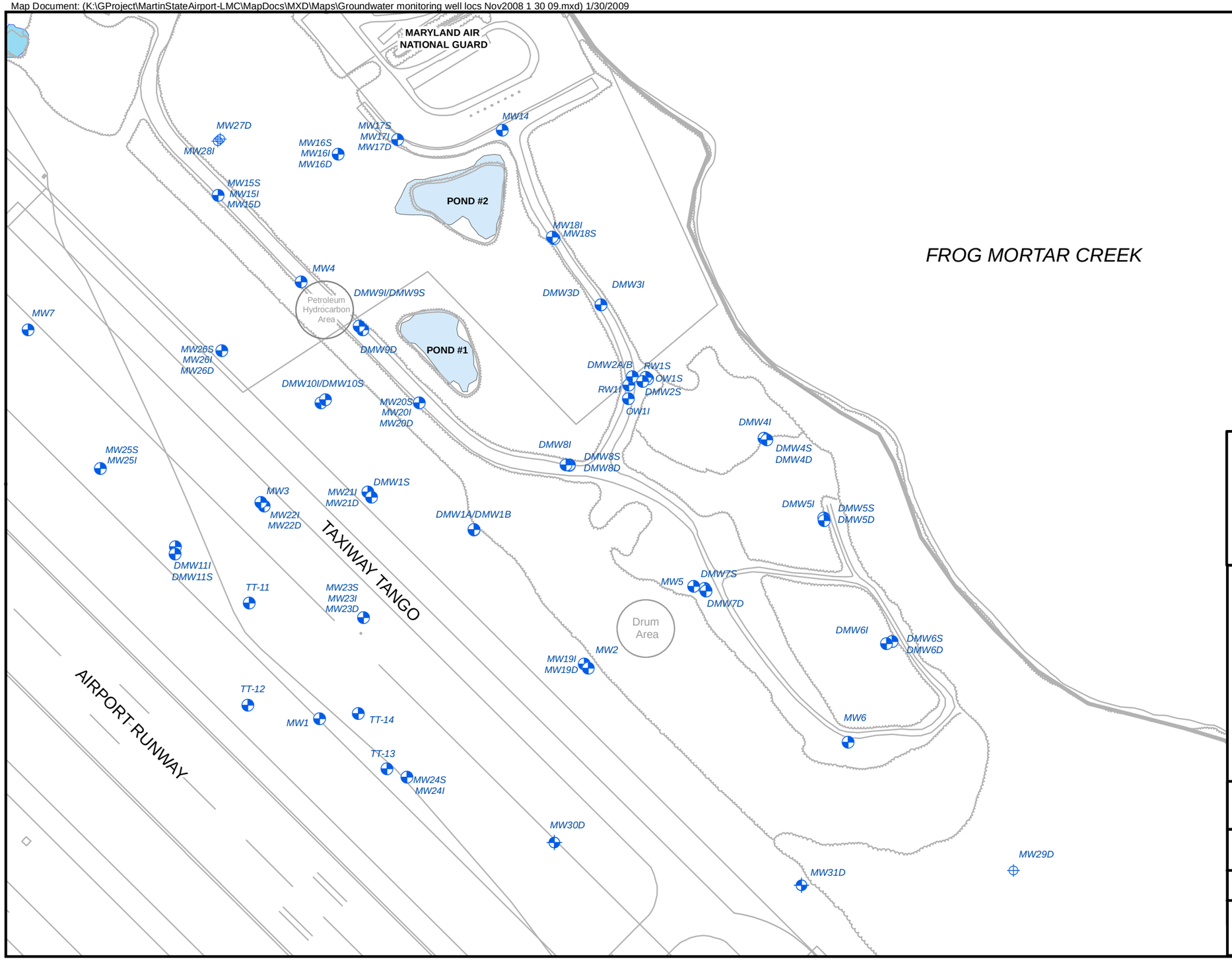

Figure 3-1
Groundwater Monitoring Well Locations
Martin State Airport

Legend

- Groundwater Monitoring Well Location
- Installed Well Locations June - July 08
- Installed Well Locations Nov- Dec 08
- Ponds

Lockheed Martin Martin State Airport
Middle River, Maryland

0 40 80 160 Feet

N

DATE MODIFIED: 1/30/09

CREATED BY: MP

Tetra Tech, Inc.

Section 4
RESULTS

4.1 SOIL DATA

Boring logs for the newly-installed wells were used to construct a geologic cross-section and evaluate deep geology at the site. Figure 4-1 shows the location of the geologic cross-section. Figure 4-2 is a generalized geologic cross-section showing the material encountered during the drilling of the deep wells. The lithologic data for MW29D, MW30D, and MW31D indicate that the Upper and Intermediate Surficial Aquifer zones occur as a single unit ranging in thickness from 60 feet thick at MW30D to approximately 10 feet thick at MW29D to the east. The lithology at MW31D is consistent with lithologic data north at wells MW6 and DMW7S/I, where somewhat continuous sand-rich materials extend from the top of the Upper Surficial Aquifer to the base of the Intermediate Surficial Aquifer at approximately 45 feet below MSL. The Lower Surficial Aquifer is separated from the Intermediate Surficial Aquifer by 16 to 30 feet of clay. The clay separating the Intermediate and Lower Surficial Aquifer zones in this area is substantially thicker than the typical 1- to 3.5-foot thick clay dividing the Intermediate and Lower Surficial Aquifer zones north of these wells at wells DMW7, DMW8, DMW9, and DMW1, DMW4, and DMW5. Six to 40 feet of clay underlies the Lower Surficial Aquifer. Beneath this clay are a series of alternating sand and clay layers with confined aquifers occurring at approximate elevations of 100 to 120 feet below MSL (Deep Confined Aquifer No. 1), 126 to 144 feet below MSL (Deep Confined Aquifer No. 2), 184 to 200 feet below MSL (Deep Confined Aquifer No. 3), and 245 feet below MSL (top of Deep Confined Aquifer No. 4).

Clay soil samples from MW30D and MW31D were sent to Findling, Inc. of Baltimore, Maryland for grain size analyses, moisture content, Atterberg Limits, and vertical permeability testing. The results of the tests are shown in Table 4-1. Table 4-1 indicates moderately consistent results for moisture contents, soil classifications, soil descriptions, Atterberg Limits, grain-size distributions,

and permeabilities. However, there are variations in a few parameters. The samples from MW30D were described as reddish-brown clay, whereas the samples from MW31D were described as grayish-brown clay. Sand contents for the well MW30D samples were 3 to 36 times greater than the MW31D samples. The vertical permeabilities for both samples collected at 168 feet bgs from MW30D and MW31D are similar, but are slightly greater than the permeabilities reported for shallower clay samples collected at depths of 78 and 158 feet. The lower permeabilities for the shallower samples appear to be related to higher plasticity indices for these samples.

4.2 GROUNDWATER DATA

The following section contains the groundwater elevation data obtained from water level measurements in deep confined aquifer monitoring wells and MW28I (screened in the Intermediate Surficial Aquifer). Analytical data related to sampling of the monitoring wells are also presented and discussed below.

4.2.1 Groundwater Level Data

Table 4-2 provides a summary of the January 2009 groundwater levels measurements and computed static groundwater elevations for MSA deep wells and MW28I. Figure 4-3 shows the January 2009 groundwater elevation contour map for the deep wells. As seen in Table 4-2 (and accounting for well stickup in MW27D and MW29D), static groundwater levels measured in the deep confined aquifer wells were reported at depths ranging from approximately 2 feet below grade at MW27D to slightly over 8 feet below grade at MW29D. As shown in Figure 4-3, groundwater in the deep confined aquifer flows southeast from the well MW27D area towards the area of wells MW29D through MW31D. Therefore, contaminants introduced to the lower confined aquifer from the Lower Surficial Aquifer (i.e., area of wells DMW-1B, DMW-8D, and DMW-4D) are expected to be monitored effectively using well locations MW29D, MW30D, and MW31D. Groundwater elevations for wells MW28I and MW27D indicate an upward hydraulic gradient of 0.0035 feet per feet.

4.2.2 Groundwater Chemical Data

Groundwater samples were collected from wells MW27D, MW28I, and MW29D on August 8, 2008 and from wells MW30D and MW31D on January 14, 2009. The analytical results are summarized in Table 4-3 and are compared against groundwater standards in Table 4-4. As shown on Table 4-4 for well MW28I, TCE, cis-1,2-DCE, and VC were detected in groundwater at concentrations exceeding the MCLs. However, TCE, DCEs, VC and other TCE degradation products were not detected in the deep well groundwater samples.

Trace concentrations of several other VOCs were detected in the deep well groundwater samples from wells MW29D through MW31D. Validation review of the data indicates that detected concentrations of acetone, methylene chloride, and 1,2-dichloroethane are laboratory contaminants, which are considered to be artifacts of the laboratory analyses (i.e., "B" validation qualifier next to the tabulated result). VOCs detected in the deep well samples consist primarily of petroleum-related constituents such xylene, toluene, ethylbenzene, and benzene isomers (i.e., 1,2,3 and 1,2,4-trimethylbenzene). Concentrations of these VOCs are less than the MCLs, which are groundwater quality standards for the site. The VOC chloroform, a byproduct of chlorination water disinfecting processes or biodegradation of the solvent carbon tetrachloride, was detected at MW30D and MW31D, but at concentrations less than the MCL. Although data validation qualifiers (i.e, "B" qualifiers) were not assigned to these results, chloroform and the other VOCs detected in the deep well samples are common laboratory contaminants and their detections may be artifacts of the laboratory analyses.

Primary detected SVOCs included phthalate esters (e.g., di-n-butyl phthalate), naphthalene (a petroleum-related constituent), acetophenone, and caprolactum. Phthalate esters are plasticizers commonly found in plastic materials and equipment; naphthalene is a constituent of petroleum fuels; and caprolactum is a common constituent in nylon products. As with detected VOCs, these SVOCs are common laboratory contaminants and may be artifacts of the laboratory analysis.

For metals, concentrations of arsenic, iron, lead, manganese, and vanadium exceed the MCLs or groundwater standards in unfiltered samples. However, filtered sample concentrations of arsenic, lead, manganese (for one sample), and vanadium did not exceed the MCLs or groundwater standards,

and concentrations of iron and manganese decreased in the filtered samples. These results indicate that exceedances for these metals were likely the result of suspended sediment in the unfiltered samples.

Table 4-1

Summary of Geotechnical Results for Soil Samples
Deep Groundwater Investigation
Lockheed Martin, Martin State Airport, Middle River, Maryland

Sample ID	Boring	Depth Below Grade (Feet)	Pre-Test[(1)] Moisture Content (Percent)	Post-Test[(1)] Moisture Content (Percent)	Unified Soil Classification System (USCS)	Description	Atterberg Limits			Sand (Percent)	Silt (Percent)	Clay (Percent)	Average Hydraulic Permability cm/sec
							Plastic Limit	Liquid Limit	Plasticity Index				
MW-30D-78	MW30D	78	12.7	16.0	CL	Reddish brown lean clay	18	42	24	18.1	42	24	2.2E-08
MW-30D-168	MW30D	168	15.5	19.7	CL	Reddish brown lean clay	24	43	19	13	43	44	8.7E-08
MW-31D-158	MW31D	158	18.9	21.1	CL	Greyish brown lean clay	23	44	21	0.5	45.2	54.3	6.2E-08
MW-31D-168	MW31D	168	16.8	18.8	CL	Greyish brown lean clay	21	37	16	5.5	50.1	44.4	1.3E-07

1 Moisture content prior to and after permeability tests. Post-test results indicate moisture at fully saturated conditions.

CL = Inorganic clays of low to medium plasticity, gravelly clays, sandy clays, silty, clays, lean clays. Liquid Limit less than 50. More than 50% of material are fines (silt and clay).

Table 4-2

Groundwater Levels and Elevations, January 14, 2009
Deep Groundwater Investigation
Lockheed Martin, Martin State Airport, Middle River, Maryland

Well ID	Aquifer Level	Depth to Groundwater Feet (Below Top of Casing)	Elevation Top of Well Casing Feet (NGVD 1927)	Groundwater Elevation 6/5/2005 Feet (NGVD 1927)
MW27D	Deep Confined	5.10	8.39	3.29
MW28I	Suficial Aquifer	5.80	8.65	2.85
MW29D	Deep Confined	11.25	11.43	0.18
MW30D	Deep Confined	7.35	8.26	0.91
MW31D	Deep Confined	7.05	6.95	-0.10

Table 4-3

Statistical Analyses of Groundwater Chemical Results
Deep Groundwater Investigation
Lockheed Martin, Martin State Airport, Middle River, Maryland
Page 1 of 2

Chemical	Frequency of Detection		Mininum Non Detected	Maximum Non Detected	Mininum Detected	Maximum Detected	Sample of Maximum Detected	Mean of All Samples	Mean of Positive Detects	Standard Deviation
	Number	Percent								
VOLATILES (ug/L)										
1,2,3-TRIMETHYLBENZENE	**1/5**	**20%**	**0.0059**	**5**	**0.17 J**	**0.17 J**	**MW31**	**0.555**	**0.170**	**1.09**
1,2,4-TRIMETHYLBENZENE	**1/5**	**20%**	**0.12**	**4**	**0.4 J**	**0.4 J**	**MW31**	**0.604**	**0.400**	**0.805**
2-BUTANONE	**2/5**	**40%**	**0.57**	**19**	**0.86 J**	**1.2 J**	**MW31**	**2.47**	**1.03**	**3.95**
4-METHYL-2-PENTANONE	**1/5**	**20%**	**0.32**	**11**	**2.6 J**	**2.6 J**	**MW31**	**2.18**	**2.60**	**2.21**
ACETONE	**2/5**	**40%**	**1.4**	**88**	**2.4 J**	**13**	**MW31**	**12.2**	**7.70**	**18.5**
BROMODICHLOROMETHANE	**1/5**	**20%**	**0.15**	**5**	**0.34 J**	**0.34 J**	**MW30**	**0.698**	**0.340**	**1.02**
CARBON DISULFIDE	**1/5**	**20%**	**0.13**	**4.3**	**0.29 J**	**0.29 J**	**DMW-27DEEP**	**0.701**	**0.290**	**0.830**
CHLOROFORM	4/5	80%	5.3	5.3	1	20	MW31	6.45	7.40	7.77
CIS-1,2-DICHLOROETHENE	**1/5**	**20%**	**0.17**	**1**	**440**	**440**	**DMW-28I**	**88.2**	**440**	**197**
ETHYLBENZENE	**1/5**	**20%**	**0.17**	**5.7**	**0.2 J**	**0.2 J**	**MW31**	**0.744**	**0.200**	**1.19**
M+P-XYLENES	**1/5**	**20%**	**0.24**	**8**	**0.61 J**	**0.61 J**	**MW31**	**1.17**	**0.610**	**1.62**
O-XYLENE	**1/5**	**20%**	**0.14**	**4.7**	**0.36 J**	**0.36 J**	**MW31**	**0.670**	**0.360**	**0.958**
TOLUENE	3/5	60%	0.13	4.3	0.58 J	1.2	DMW-27DEEP	0.973	0.883	0.779
TOTAL XYLENES	**1/5**	**20%**	**0.28**	**9.3**	**0.98 J**	**0.98 J**	**MW31**	**1.38**	**0.980**	**1.88**
TRICHLOROETHENE	**1/5**	**20%**	**0.17**	**1**	**830**	**830**	**DMW-28I**	**166**	**830**	**371**
VINYL CHLORIDE	**1/5**	**20%**	**0.22**	**1**	**54**	**54**	**DMW-28I**	**11.0**	**54.0**	**24.0**
SEMIVOLATILES (ug/L)										
ACETOPHENONE	1/2	50%	10	10	0.47 J	0.47 J	MW31	2.74	0.470	NA(1)
CAPROLACTAM	1/2	50%	10	10	0.85 J	0.85 J	MW31	2.93	0.850	NA(1)
DI-N-BUTYL PHTHALATE	1/2	50%	10	10	1 J	1 J	MW31	3.00	1.00	NA(1)
NAPHTHALENE	1/2	50%	10	10	0.28 J	0.28 J	MW31	2.64	0.280	NA(1)
TOTAL METALS (ug/L)										
ANTIMONY	3/5	60%	0.035	0.13	0.19 K	0.67 L	MW31	0.247	0.383	0.260
ARSENIC	4/5	80%	0.13	0.13	0.19	14.6	MW31	5.59	6.97	5.97
BARIUM	5/5	100%	-	-	12.5	278	MW31	131	131	111
BERYLLIUM	**2/5**	**40%**	**0.063**	**0.14**	**2.5**	**3.8**	**MW31**	**1.29**	**3.15**	**1.76**
CADMIUM	**1/5**	**20%**	**0.024**	**0.12**	**0.24**	**0.24**	**MW31**	**0.072**	**0.240**	**0.096**
CHROMIUM	5/5	100%	-	-	0.99	42.8	MW31	13.0	13.0	17.8
COBALT	5/5	100%	-	-	1.7	42.2	DMW-28I	11.7	11.7	17.1
COPPER	3/5	60%	0.38	1.2	3.3 K	20.4	MW31	6.94	11.3	8.53
IRON	5/5	100%	-	-	497	39200	DMW-28I	17213	17213	16620
LEAD	4/5	80%	0.061	0.061	0.44 K	46.9	MW31	14.7	18.3	21.0
MANGANESE	5/5	100%	-	-	26.2	551	DMW-28I	295	295	227
MOLYBDENUM	5/5	100%	-	-	0.37	11	MW31	4.70	4.70	5.01
NICKEL	5/5	100%	-	-	3.9 K	36.9	DMW-28I	16.7	16.7	12.8
SELENIUM	**1/5**	**20%**	**0.12**	**0.98**	**2.7**	**2.7**	**MW31**	**0.680**	**2.70**	**1.14**

Table 4-3

Statistical Analyses of Groundwater Chemical Results
Deep Groundwater Investigation
Lockheed Martin, Martin State Airport, Middle River, Maryland
Page 2 of 2

Chemical	Frequency of Detection		Mininum Non Detected	Maximum Non Detected	Mininum Detected	Maximum Detected	Sample of Maximum Detected	Mean of All Samples	Mean of Positive Detects	Standard Deviation
	Number	Percent								
THALLIUM	**1/5**	**20%**	**0.11**	**0.14**	**0.18**	**0.18**	**MW31**	**0.083**	**0.180**	**0.055**
VANADIUM	**2/5**	**40%**	**0.82**	**1.5**	**15.5**	**52.6**	**MW31**	**13.9**	**34.1**	**22.6**
ZINC	3/5	60%	8.2	11.4	41.3	88.5	MW31	43.5	69.3	39.4
FILTERED METALS (ug/L)										
ANTIMONY	3/4	75%	0.035	0.035	0.089 K	0.61	MW31	0.202	0.264	0.274
ARSENIC	3/4	75%	0.13	0.13	2.6	7.4	DMW-28I	3.22	4.27	3.05
BARIUM	4/4	100%	-	-	16.8	116	DMW-28I	50.7	50.7	45.0
BERYLLIUM	**1/4**	**25%**	**0.018**	**0.12**	**0.44**	**0.44**	**DMW-27DEEP**	**0.130**	**0.440**	**0.208**
CHROMIUM	2/4	50%	0.1	0.35	1.8 K	3.1	DMW-27DEEP	1.28	2.45	1.45
COBALT	3/4	75%	0.012	0.012	0.75	46.2	DMW-28I	12.1	16.1	22.8
COPPER	**1/4**	**25%**	**0.051**	**1.1**	**2.2 K**	**2.2 K**	**DMW-27DEEP**	**0.700**	**2.20**	**1.03**
IRON	2/4	50%	8.1	15.4	4120	40400	DMW-28I	11133	22260	19608
LEAD	**1/4**	**25%**	**0.018**	**0.061**	**4.6**	**4.6**	**DMW-27DEEP**	**1.16**	**4.60**	**2.29**
MANGANESE	4/4	100%	-	-	10.2	572	DMW-28I	178	178	266
MOLYBDENUM	4/4	100%	-	-	0.33	12.4	MW31	5.91	5.91	5.55
NICKEL	4/4	100%	-	-	0.47	39.6	DMW-28I	11.4	11.4	18.8
SELENIUM	**1/4**	**25%**	**0.14**	**0.32**	**0.8**	**0.8**	**MW31**	**0.275**	**0.800**	**0.353**
ZINC	2/4	50%	4.2	7.2	18.1	33.9	DMW-28I	14.4	26.0	14.9

Footnotes:

Bolded shaded values indicate that percentage of non-detected values is greater than 50 percent.

For non-detects, 1/2 sample quantitation limit was used as a proxy concentration.

1/2 the detection limit was used for B qualified data.

NA (1) - Not applicable, there are an insufficient number of samples to calculate statistics.

ug/L - Micrograms per liter

Associated Samples

DMW-27DEEP

DMW-28I

DMW-29DEEP

MW30

MW31

Table 4-4

Summary of Chemical Results for Groundwater Samples
Deep Groundwater Investigation
Lockheed Martin, Martin State Airport, Middle River, Maryland

SAMPLE ID:		DMW-27DEEP-080808	DMW-28I-080808	DMW-29DEEP-080808	MW30 DEEP-011409	MW31 DEEP-011409	MW31 DEEP-011409-A
LABORATORY ID:		A8H090106005	A8H090106003	A8H090106007	A9A150128003	A9A150128002	A9A150128002
LOCATION:	GROUNDWATER	DMW-27DEEP	DMW-28I	DMW-29DEEP	MW30	MW31	MW31
SAMPLE DATE:	CRITERIA	8/8/2008	8/8/2008	8/8/2008	1/14/2009	1/14/2009	1/14/2009
VOLATILES (ug/L)							
1,2,3-TRIMETHYLBENZENE		--	--	--	--	0.17 J	NA
1,2,4-TRIMETHYLBENZENE		--	--	--	--	0.4 J	NA
1,2-DICHLOROETHANE	5	--	7.9 B	--	--	--	NA
2-BUTANONE	700	0.97 B	--	--	0.86 J	1.2 J	NA
4-METHYL-2-PENTANONE	630	--	--	--	--	2.6 J	NA
ACETONE	550	2.1 B	88 B	1.4 B	2.4 J	13	NA
BROMODICHLOROMETHANE	80	--	--	--	0.34 J	--	NA
CARBON DISULFIDE	100	0.29 J	--	--	--	--	NA
CHLOROFORM	80	5.8	--	1	2.8	20	NA
CIS-1,2-DICHLOROETHENE	70	--	440	--	--	--	NA
ETHYLBENZENE	700	--	--	--	--	0.2 J	NA
M+P-XYLENES		--	--	--	--	0.61 J	NA
METHYLENE CHLORIDE	5	0.76 B	--	--	--	1.6 B	NA
O-XYLENE		--	--	--	--	0.36 J	NA
TOLUENE	1000	1.2	--	--	0.58 J	0.87 J	NA
TOTAL XYLENES	10000	--	--	--	--	0.98 J	NA
TRICHLOROETHENE	5	--	830	--	--	--	NA
VINYL CHLORIDE	2	--	54	--	--	--	NA
SEMIVOLATILES (ug/L)							
ACETOPHENONE		NA	NA	NA	--	0.47 J	NA
BIS(2-ETHYLHEXYL)PHTHALATE	6	NA	NA	NA	0.85 B	4.6 B	NA
CAPROLACTAM		NA	NA	NA	--	0.85 J	NA
DI-N-BUTYL PHTHALATE	370	NA	NA	NA	--	1 J	NA
NAPHTHALENE	0.65	NA	NA	NA	--	0.28 J	NA

Table 4-4

Summary of Chemical Results for Groundwater Samples
Deep Groundwater Investigation
Lockheed Martin, Martin State Airport, Middle River, Maryland

SAMPLE ID:		DMW-27DEEP-080808	DMW-28I-080808	DMW-29DEEP-080808	MW30 DEEP-011409	MW31 DEEP-011409	MW31 DEEP-011409-A
LABORATORY ID:		A8H090106005	A8H090106003	A8H090106007	A9A150128003	A9A150128002	A9A150128002
LOCATION:	GROUNDWATER	DMW-27DEEP	DMW-28I	DMW-29DEEP	MW30	MW31	MW31
SAMPLE DATE:	CRITERIA	8/8/2008	8/8/2008	8/8/2008	1/14/2009	1/14/2009	1/14/2009
TOTAL METALS (ug/L)							
ANTIMONY	6	0.29 K	0.19 K	--	0.13 B	0.67 L	NA
ARSENIC	10	6.5	6.6	--	0.19	14.6	NA
BARIUM	2000	198	132	34.6	12.5	278	NA
BERYLLIUM	4	2.5	0.14 B	0.092 B	0.063 B	3.8	NA
CADMIUM	5	0.12 B	0.034 B	0.058 B	0.024 B	0.24	NA
CHROMIUM		16.4	2.9 K	1.7	0.99	42.8	NA
COBALT		3.9	42.2	1.7	4.3	6.4	NA
COPPER	1300	10.2	0.38 B	3.3 K	1.2 B	20.4	NA
IRON	2600	21300	39200	670	497	24400	NA
LEAD	15	25.2	0.44 K	0.74	--	46.9	NA
MANGANESE	73	420	551	26.2	86.7	390	NA
MOLYBDENUM		9.2 K	2 K	0.37	0.92	11	NA
NICKEL	73	14.6	36.9	3.9 K	8.2	19.7	NA
SELENIUM	50	0.98 B	--	0.16 B	0.12 B	2.7	NA
SILVER	18	0.063 B	0.03 B	0.014 B	--	0.11 B	NA
THALLIUM	2	--	0.14 B	--	--	0.18	NA
VANADIUM	3.7	15.5	1.5 B	0.92 B	0.82 B	52.6	NA
ZINC	1100	78	41.3	11.4 B	8.2 B	88.5	NA

Table 4-4

Summary of Chemical Results for Groundwater Samples
Deep Groundwater Investigation
Lockheed Martin, Martin State Airport, Middle River, Maryland

SAMPLE ID:		DMW-27DEEP-080808	DMW-28I-080808	DMW-29DEEP-080808	MW30 DEEP-011409	MW31 DEEP-011409	MW31 DEEP-011409-A
LABORATORY ID:		A8H090106005	A8H090106003	A8H090106007	A9A150128003	A9A150128002	A9A150128002
LOCATION:	GROUNDWATER	DMW-27DEEP	DMW-28I	DMW-29DEEP	MW30	MW31	MW31
SAMPLE DATE:	CRITERIA	8/8/2008	8/8/2008	8/8/2008	1/14/2009	1/14/2009	1/14/2009
FILTERED METALS (ug/L)							
ANTIMONY	6	0.089 K	0.093 K	--	NA	NA	0.61
ARSENIC	10	2.8	7.4	--	NA	NA	2.6
BARIUM	2000	44	116	25.9	NA	NA	16.8
BERYLLIUM	4	0.44	0.12 B	0.019 B	NA	NA	--
CADMIUM	5	0.027 B	0.012 B	0.037 B	NA	NA	--
CHROMIUM		3.1	1.8 K	0.1 B	NA	NA	0.35 B
COBALT		0.75	46.2	1.3	NA	NA	--
COPPER	1300	2.2 K	--	--	NA	NA	1.1 B
IRON	2600	4120	40400	15.4 B	NA	NA	--
LEAD	15	4.6	0.028 B	--	NA	NA	--
MANGANESE	73	107	572	23.1	NA	NA	10.2
MOLYBDENUM		8.5 K	2.4 K	0.33	NA	NA	12.4
NICKEL	73	2.8 K	39.6	2.7 K	NA	NA	0.47
SELENIUM	50	0.32 B	--	--	NA	NA	0.8
SILVER	18	0.012 B	--	--	NA	NA	--
VANADIUM	3.7	3.2 B	0.84 B	--	NA	NA	1.9 B
ZINC	1100	18.1	33.9	7.2 B	NA	NA	4.2 B

B - Analyte was detected but is considered to be a laboratory contaminant.
J - Positive value is considered estimated as a result of technical noncompliance.
K - Positive value is considered biased high as a result of techical noncompliance.
Gray shaded values exceed MCLs and Maryland groundwater standards.
-- Not detected
ug/L - micrograms per liter
NA - Not Analyzed

Map Document: (K:\GProject\MartinStateAirport-LMC\MapDocs\MXD\Maps\Geologic Cross Section.mxd) 2/5/2009

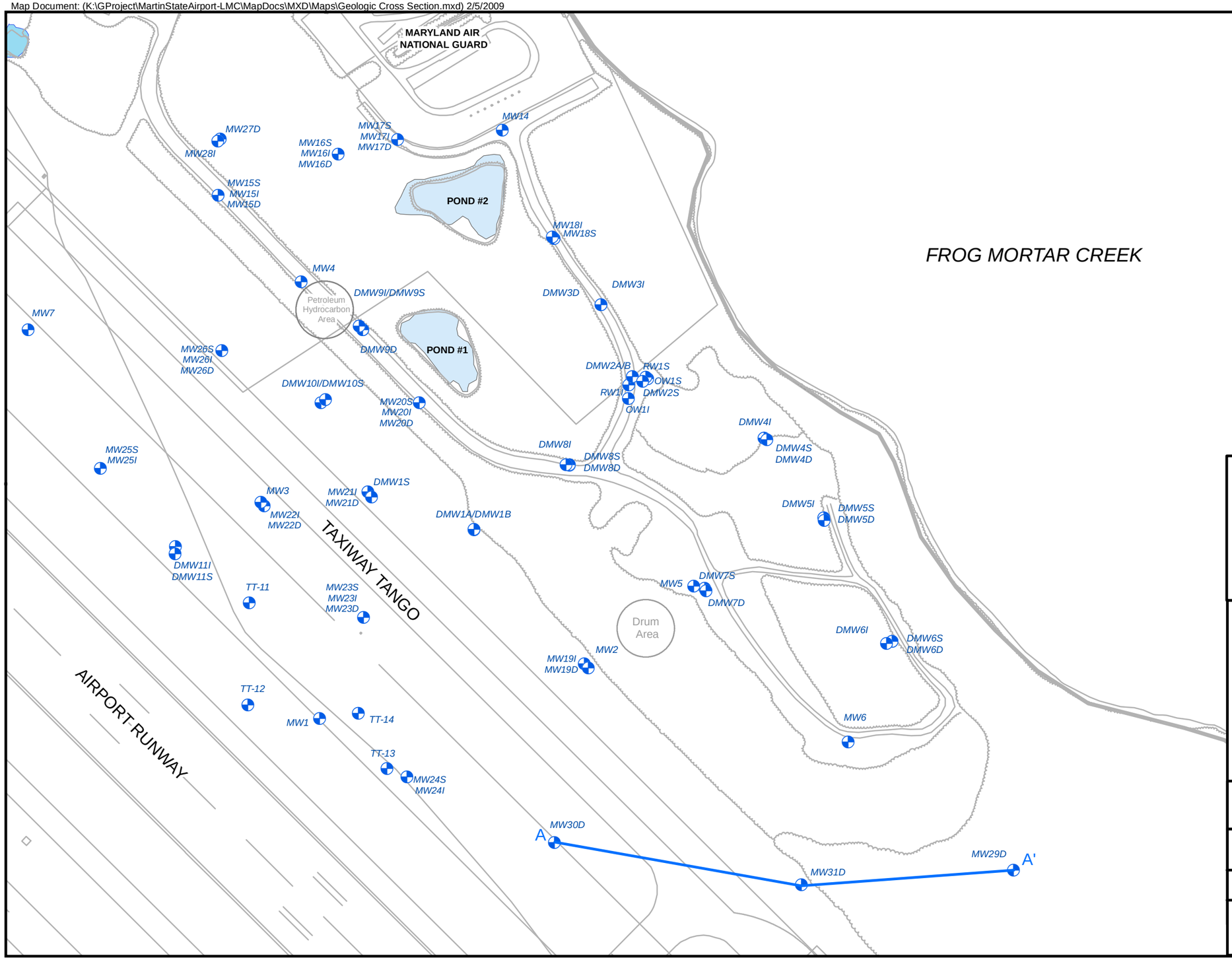

Figure 4-1
Geologic Cross Section
Location Map
Martin State Airport

Legend

- Groundwater Monitoring Well
- Transect
- Ponds

Lockheed Martin Martin State Airport
Middle River, Maryland

0 62.5 125 250 Feet

N

DATE MODIFIED: 1/30/09

CREATED BY: MP

Tetra Tech, Inc.

K:\GProject\MartinSTAirport\CAD\Geologic Cross Sections\MSA_A-A'.dwg

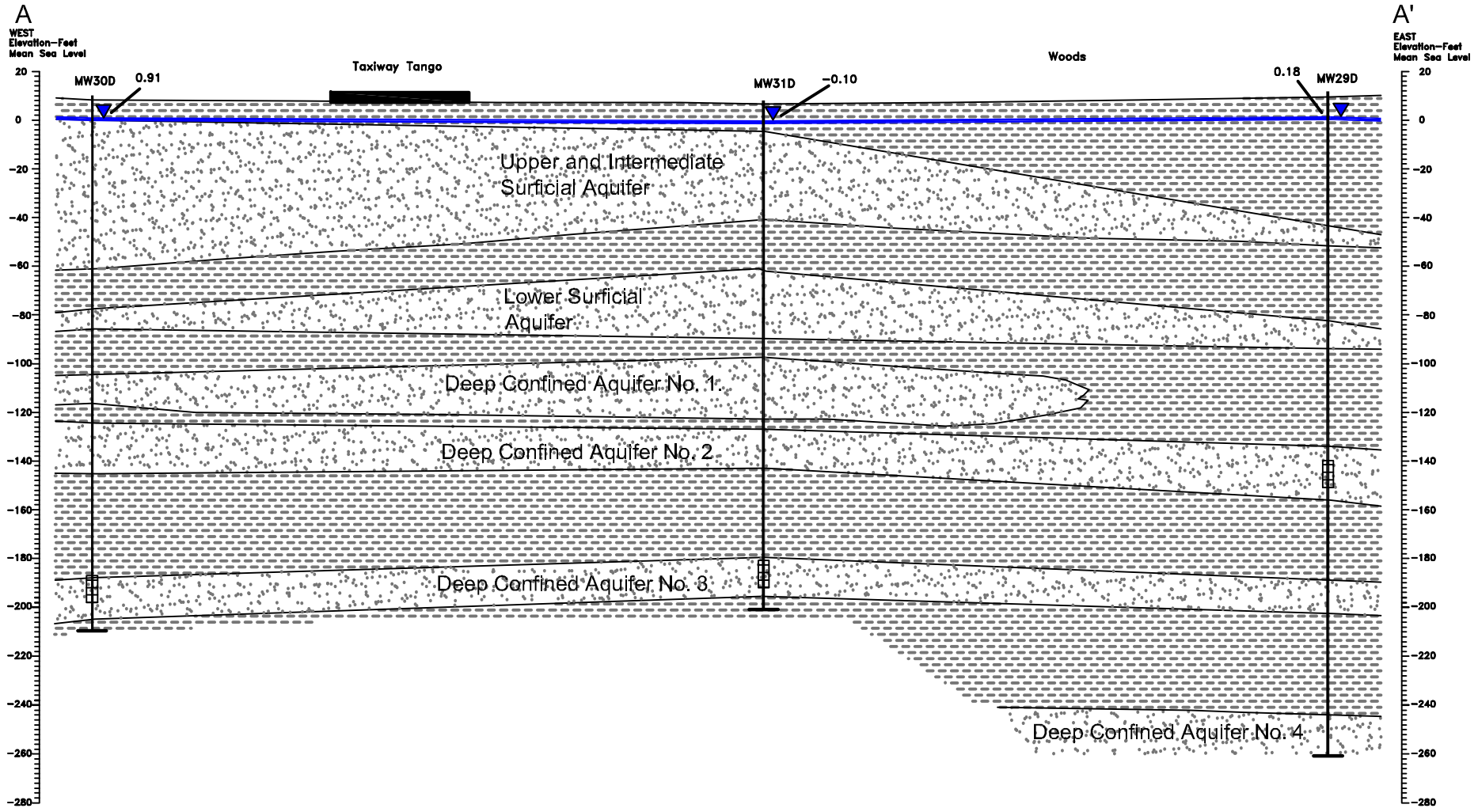

LEGEND

0.91 DEEP CONFINED AQUIFERS GROUNDWATER POTENTIOMETRIC SURFACE- JANUARY 2009 (FEET MEAN SEA LEVEL)

SAND AND-SAND SILT MIXTURES

CLAY AND CLAY MIXTURES

WELL SCREEN

SOIL BORING

SOIL BORING TERMINUS

MW30D WELL DESIGNATION

Figure 4-2
Geologic Cross Section A-A'
Martin State Airport
Middle River, Maryland

0 50 100

HORIZONTAL SCALE IN FEET

VERTICAL EXAGGERATION 0.6X

DATE MODIFIED	CREATED BY
02/09/09	LR

Lockheed Martin Middle River Complex, Middle River, Maryland

Tetra Tech, Inc.

Map Document: (K:\GProject\MartinStateAirport-LMC\MapDocs\MXD\Maps\Elevation Contour Map Deep Wells 2 5 09.mxd) 2/5/2009

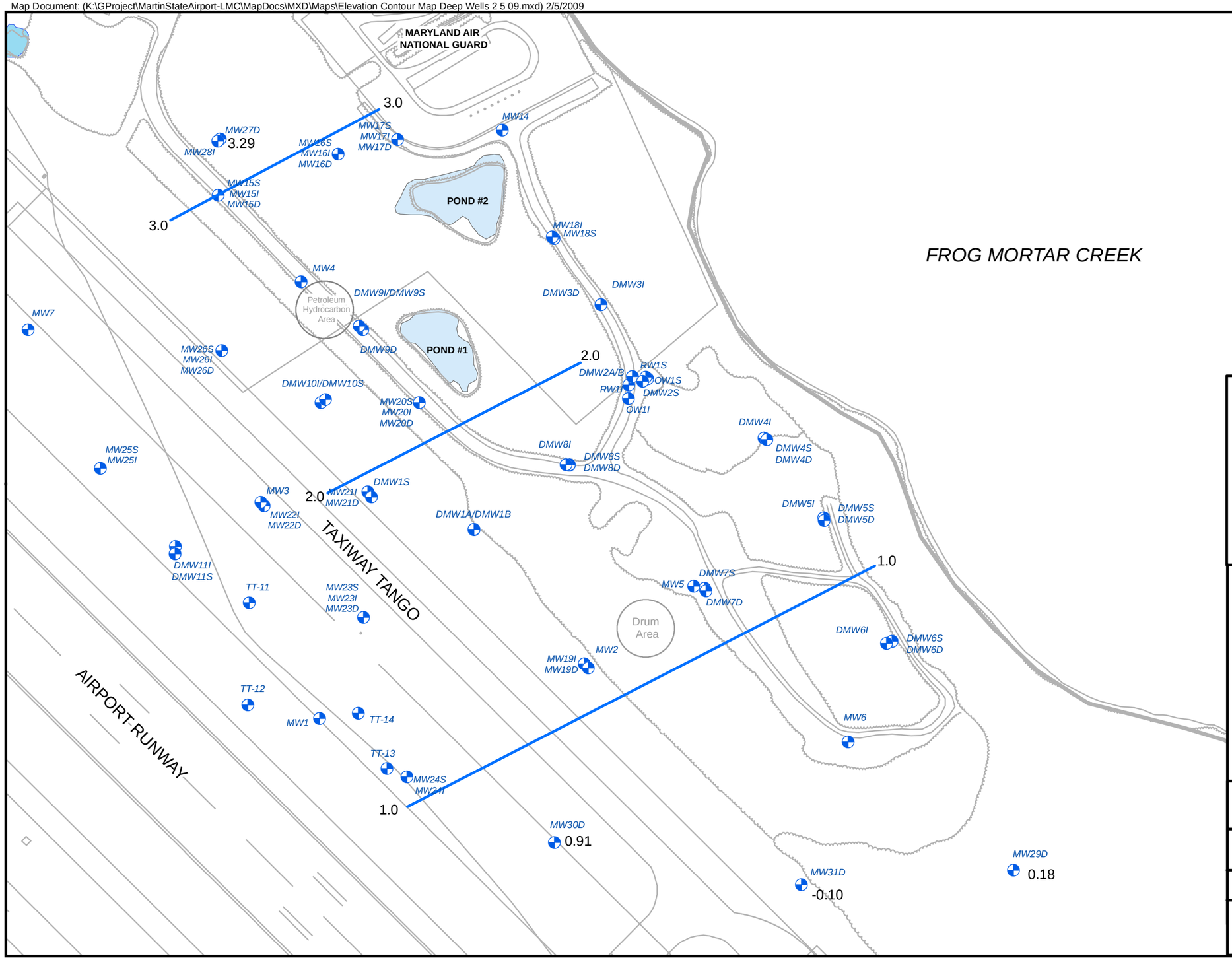

Figure 4-3
Groundwater Elevation Contour Map- Deep Confined Aquifer Wells
January 2009
Martin State Airport

Legend

- Groundwater Monitoring Well Location
- Groundwater Elevation Contour Contour Interval = 1 Foot
- *3.29* Groundwater Elevation Feet, Mean Sea Level
- Ponds

Lockheed Martin Martin State Airport
Middle River, Maryland

0 62.5 125 250 Feet

N

DATE MODIFIED: 1/30/09

CREATED BY: MP

Tetra Tech, Inc.

Section 5
Summary

The following summarizes the findings of the Deep Groundwater Investigation conducted from July 2008 through January 2009:

- Four deep soil borings were advanced to depths ranging from 218 to 268 feet below grade using the rotasonic drilling method. A fifth boring for an Intermediate Surficial Aquifer well was advanced to a depth of 50 feet. Continuous soil coring was used at each borehole to record lithologic descriptions. Four clay soil samples from deep borings were collected for geotechnical analyses.

- A series of alternating sand and silt aquifers and clay aquitards were encountered beneath the Lower Surficial Aquifer beginning at approximately 100 feet bgs. Permeability tests on the underlying clay indicates low, vertical permeabilities ranging from 2.2e-08 to 13.0e-08 centimeters per second.

- A single-well, directional, heat pulse technique was successfully used to estimate groundwater flow directions at wells MW27D and MW29D. The results of the tests were used to identify drilling locations for downgradient wells MW30D and MW31D. Groundwater levels collected in January 2009 show that these wells are hydraulically downgradient of VOC contamination in the Lower Surficial Aquifer.

- Five, 2-inch-diameter, monitoring wells were installed to monitor groundwater levels and groundwater-quality in the Intermediate Surficial Aquifer and the deep, confined, aquifers beneath the Lower Surficial Aquifer. Well bottom completion depths ranged from 50 to 207 feet below grade. Groundwater samples were collected and analyzed for VOCs, SVOCs, and metals.

- Groundwater in the deep confined aquifer flows in a southeasterly direction from MW27D towards MW29D through MW31D. Contaminants potentially introduced into the lower confined aquifer from the Lower Surficial Aquifer (i.e., area of wells DMW-1B, DMW8D, and DMW4D) would be monitored effectively by downgradient wells MW29D, MW30D, and MW31D. Groundwater elevations for wells MW28I and MW27D indicate an upward hydraulic gradient of 0.0035 feet per feet.

- TCE, DCE, and VC were detected in the groundwater sample from newly installed Intermediate Surficial Aquifer well MW28I at concentrations exceeding the drinking water MCLs and Maryland groundwater standards. MW28I was installed at a depth of 50 feet

below ground surface at a location northeast and hydraulically upgradient of the areas of historically high TCE contamination.

- Chlorinated VOCs, VOC degradation products, and the SVOC 1,4-dioxane detected in the Lower Surficial Aquifer groundwater across the site were not detected in the deep well groundwater samples. VOCs and SVOCs reported for the deep well samples are common laboratory contaminants or are constituents of petroleum fuels. Concentrations of the detected VOCs and SVOCs are less than the MCLs and Maryland groundwater standards.

Section 6
References

1. Chapelle, F.M., 1985. Hydrogeology, Digital Solute-Transport Simulation, and Geochemistry of the Lower Cretaceous Aquifer System Near Baltimore, Maryland, Maryland Geological Survey Report of Investigations No. 43, Maryland Geological Survey, Baltimore, Maryland, 120 pp.

2. Curtin, S., 2006. Personal communication and draft potentiometric map of the Patuxent Aquifer-2004, Fred Kolberg of Tetra Tech with Steve Curtin of the U.S. Geological Survey, Baltimore, Maryland, May 5, 2006.

3. Glaser, J.D., 1969. Petrology and Origin of Potomac and Magothy (Cretaceous) Sediments, Middle Atlantic Coastal Plain, Maryland Geological Survey Reports of Investigations No. 11, Maryland Geological Survey, Baltimore, Maryland, 102 pp.

4. Tetra Tech, Inc., 2004. Final Data Gap Investigation and Modeling Report, Martin State Airport: Middle River, Maryland, Consultant's report prepared by Tetra Tech, Inc. for Lockheed Martin Corporation, Bethesda, Maryland, May 10.

5. Tetra Tech, Inc., 2008. Groundwater Monitoring Report, August-September 2008, Martin State Airport, Middle River, Maryland report prepared by Tetra Tech, Inc., Germantown, Maryland for Lockheed Martin Corporation, Bethesda, Maryland, May.

6. Vroblesky, D.A and W.B. Fleck, 1991. Hydrogeologic Framework of the Coastal Plain of Maryland, Delaware, and the District of Columbia, Regional Aquifer System Analysis-Northern Atlantic Coastal Plain, U.S. Geological Survey Professional Paper 1404-E, U.S. Government Printing Office, Washington, D.C., 45 pp.

7. USEPA (U.S. Environmental Protection Agency), Region III, 1993. Region III Modifications to the Laboratory Data Validation Functional Guidelines for Evaluating Inorganics Analyses, April.

8. USEPA (U.S. Environmental Protection Agency), Region III, 1994. Region III Modifications to the National Functional Guidelines for Organic Data Review, September.

APPENDIX A - DIRECTIONAL HEAT PULSE TEST REPORT

Heat Pulse Flow Testing, MSA, MD

Introduction

This report describes the methods and results of groundwater flow direction and velocity testing performed at Martin State Airport (MSA), located in Middle River, Maryland. Tetra Tech employed a heat-pulse technique to estimate groundwater flow directions and velocities in two newly installed deep groundwater monitoring wells located at MSA.

Purpose

The purpose of the testing was to optimize the placement of additional deep groundwater monitoring wells for an investigation of groundwater contaminated by chlorinated volatile organic compounds (VOCs). The VOCs consists primarily of tetrachloroethylene (PCE), trichloroethylene (TCE) and their breakdown products. Groundwater direction/velocity tests were performed on wells MW27 Deep and MW29 Deep located on the east-central portion of MSA and north and south of the contamination source areas. These wells were installed at locations considered to be outside the area of known shallow- and intermediate-depth contaminated groundwater at the site. The wells were installed beyond the contaminated area to eliminate potential downward cross-contamination of deep aquifers during borehole drilling and well installation. Wells MW27 Deep and MW29 Deep were installed to depths of approximately 185 feet and 162 feet into gravelly sands underlying 30 feet of low-permeability clay. The clay underlies highly permeable sands and gravels located up to 100 feet below grade at the site. One goal of the project is to strategically place deep groundwater monitoring wells in areas upgradient and downgradient of the groundwater contamination to evaluate whether VOCs have migrated into the deeper permeable zone underlying the clay. Presently, little local information on deep groundwater is available, and the groundwater flow direction of the deeper permeable zone is currently uncertain.

Methodology

Groundwater flow directions in the two wells were estimated using the Geoflo Model 40L heat-pulse, groundwater flowmeter manufactured by KVA Analytical Systems, Mashpee, Massachusetts. The Model 40L heat-pulse flowmeter consists of a thermal probe and an electronic control box connected by a waterproof cable. The thermal probe and cable are lowered to the screened portion of the well using aluminum connecting rods. The thermal probe consists of a central resistance heater tip surrounded by six temperature sensor probes configured in a circle around the heating tip. The heating tip and sensor probes are enclosed within a 1.75-inch diameter, perforated plastic casing and screen. The annular space in the casing between the heater and temperature sensor probes is filled with small glass beads of a known thermal conductivity.

The electronic groundwater flow measurement is based on the thermal transmission within the glass beads under the influence of interstitial fluid movement. The central flowmeter heating tip creates a heat pulse that is transmitted through the interstitial water and porous matrix of glass beads. Any net movement of the interstitial water mass creates a thermal conductance bias that is linearly proportional to the rate of fluid flow. The thermal conductance bias for each temperature sensor representing each direction is displayed on the control box. Pre-test baseline conductance values and values obtained at a known time allows for the computation of flow velocity and direction.

The unit was checked and the probe calibrated by K-V Associates prior to sending the equipment to Tetra Tech.

Field Tests

The tests were conducted on August 26 and 27, 2008. Depths to groundwater in wells MW27 Deep and MW29 Deep were 5.89 feet and 11.95 feet below the top of the PVC casings. Initial testing was performed at well MW27 Deep followed by well MW29 Deep.

At each well, the probe was lowered to the midpoint of the well screen. The Channel 1 (north) sensor was oriented toward magnetic north using a compass that was placed on the top rod. The compass was placed a minimum of 5 feet above the top of the well casing to eliminate magnetic interference from the well's steel outer protective casing. Magnetic interference from the steel casing was checked in the field prior to each test. At both locations, no magnetic interference was observed at 3.5 to 4 feet from the casing. Therefore, a minimum height of 5 feet above the casing was selected to provide a factor of safety to eliminate interference, and to allow the operator to access the compass for alignment. Magnetic interference was also observed from the nearby field vehicle. Therefore, the vehicle was moved 30 feet from the test site prior to orienting the probe.

The pre-test values were recorded as a baseline and were allowed to thermally stabilize prior to starting the test. Groundwater levels were also checked to verify that the groundwater level had stabilized prior to running the test. Inserting the test equipment initially displaces the groundwater within the casing, resulting in a temporary rise in the groundwater level above static or equilibrium conditions. Vertical and outward groundwater flow from the well screen to the formation is experienced as the groundwater level lowers to static conditions. Temporary groundwater movement is also experienced in the well casing by the action of lowering the probe into the well.

After the heat pulse was generated, a timer on the control box sounded an alarm for the second set of readings to be recorded. The second set of readings was recorded for each sensor and the results were entered into a vendor-provided Excel™ spreadsheet that computed the vector directions and velocities of the flow.

Per the manufacture's recommendation, a second test was performed at each well. After completing the first test with the Channel 1 temperature sensor oriented towards magnetic north, the probe was then rotated 180 degrees (^{o}) with the Channel 1 probe oriented to the south. After the heat dissipated from the first test and temperature sensor values equilibrated to the pre-test baseline values, the heat-pulse test was rerun with the Channel 1 sensor oriented to the south. The two tests were performed to eliminate equipment and operator bias that can result from performing a single test in one direction.

Results

The results were entered in an Excel™ spreadsheet program that computes groundwater direction and velocity. The spreadsheet is provided in Attachment A. For each well, the results from the tests were averaged to provide a single estimated groundwater flow direction and velocity. The values were then corrected for the August 27, 2008 magnetic deviation for Middle River to provide the flow directions relative to true north (i.e., map north). For the test date, the magnetic

deviation at Middle River was 11° 14 minutes west or 11.23^{o}-W (National Oceanic and Atmospheric Administration website, www.ngdc.noaa.gov/geomagmodels/struts/calcDeclination). The westerly deviation results in subtracting 11.23^{o} from the directional test results.

As shown in Table A-1, the test results corrected for magnetic deviation indicate an averaged azimuth of 100.52^{o} (east-southeast) at MW27 Deep and an averaged azimuth of 152.37^{o} (southeast) at well MW29 Deep. Groundwater velocities were estimated to be 3.7 feet per day and 3.5 feet per day for MW27 Deep and MW29 Deep respectively. Figure 1 shows the groundwater flow directions for both wells. Due to the depth of the wells and the number of rods used to lower the probe into the well, there is an error of approximately $\pm$ 20 degrees (approximately $\pm$ 1 degree for each rod). This error range is shown on Table A-1 and depicted on Figure A-1.

Proposed Monitoring Well Locations

Based on the heat pulse flow investigations, the groundwater flow is in an easterly to south-easterly direction. Assuming the validity of the results, two additional deep-well proposed locations, MW30D and MW31D, should be installed west of MW29D to establish the groundwater flow and capture any plume migration from the source area. The proposed deep-well locations are shown in Figure A-1.

TABLE A-1

Summary of Results for Heat Pulse Flowmeter Tests, August 2008
Martin State Airport, Middle River, Maryland

Well ID	Test Azimuth - Magnetic Bearing (degrees)	Corrected Azimuth - True North [(1)] (degrees)	Cardinal Direction	Azimuth (-) based on Error (Degrees)	Direction (+) based on Error (Degrees)	Estimated Groundwater Flow Velocity (Feet per day)
MW-27 Deep	111.75	100.52	East-southeast	80.52	120.52	3.7
MW-29 Deep	163.60	152.37	Southeast	132.37	172.37	3.5

1 Test results corrected for 11.23^{o}- west magnetic declination computed for August 27, 2008 (National Oceanic and Atmospheric Administration website, www.ngdc.noaa.gov/geomagmodels/struts/calcDeclination).

2 Error is approximately $\pm$ 20 degrees based on number of rods used.

Map Document: (K:\GProject\middle_river\Maps\Figure A-1.mxd) 4/7/2009

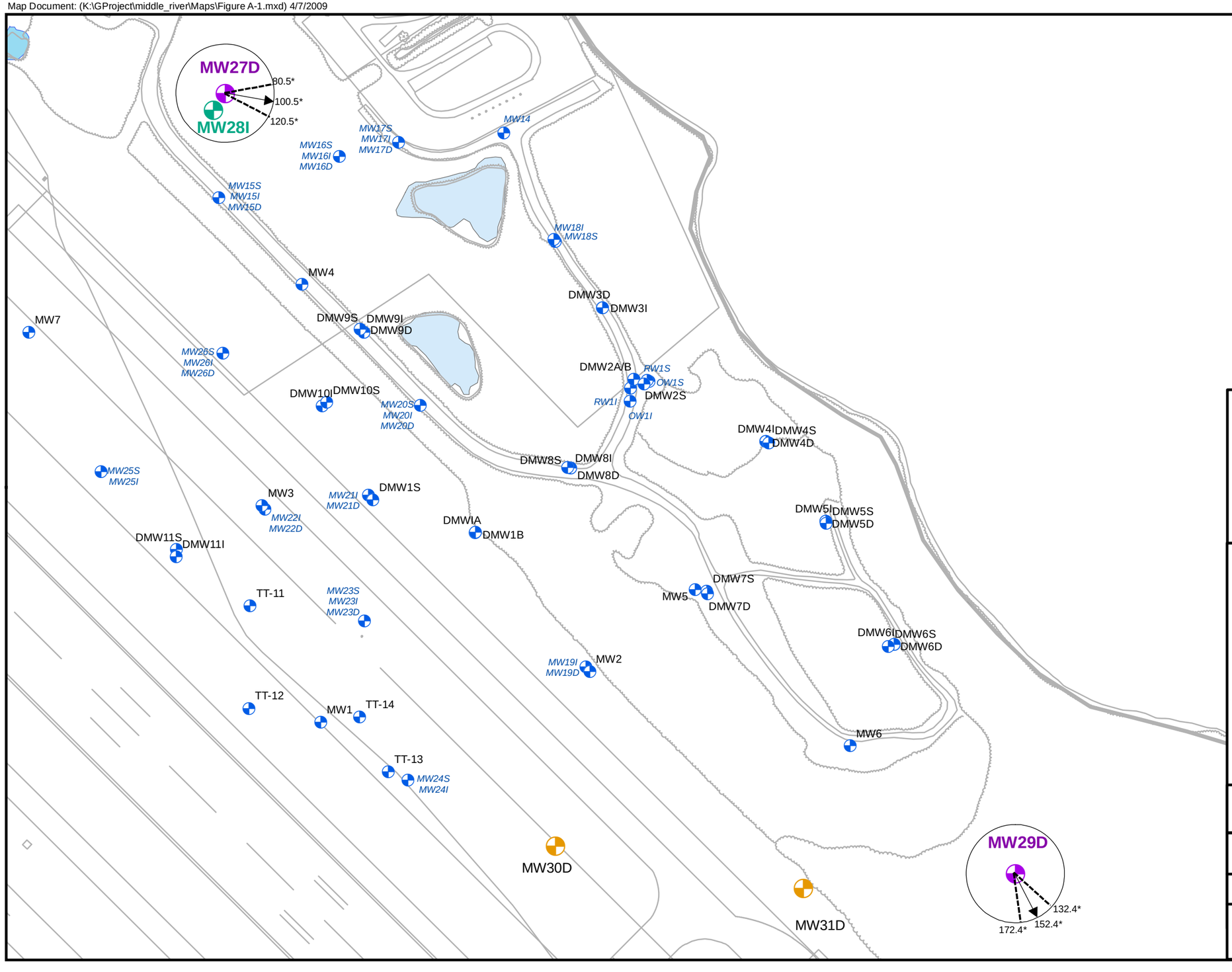

Figure A-1
Heat Pulse Test Results and Proposed Groundwater Monitoring Well Locations Martin State Airport

Legend

- Proposed Deep Well Locations
- Installed Intermediate Well Locations
- Installed Deep Well Locations
- Groundwater Well Locations
- 80.5 * Heat Pulse Test Azimuths (degrees) Azimuths shown are approximate
- Ponds

Lockheed Martin Martin State Airport
Middle River, Maryland

0 62.5 125 250 Feet

N

DATE MODIFIED: 4/07/09

CREATED BY: MP

Tetra Tech, Inc.

Attachment A

Groundwater Flow Worksheet

Groundwater Flow Worksheet (Calibration)

Date: 8/20/2008 **Flow Meter Type:** 40 **Span Switch @:** x 4 **Read @:** 2A

Company: Tetratech Packer Type: Fuzzy Well Type: 2 " 10 Slot Johnson Stailess

Flow Rate = 8 **ft/day** **Time:**

North	A Start	B End	N (B-A)
+1/-6	-8	55	63
+2/-7	16	91	75
+3/-8	-3	-16	-13
+4/-9	12	-15	-27

South	A Start	B End	S (B-A)
+1/-6	17	-64	-81
+2/-7	27	20	-7
+3/-8	-8	-40	-32
+4/-9	-8	85	93

(N-S)/2	X	Y
72		72.00
41	28.99	28.99
9.5	9.50	
-60	-42.43	42.43

Machine Sensitivity: **9.0** **Direction:** 358.43 **Degree** -3.94 143.42

Degrees: -1.57

Flow Rate = 4.2 **ft/day** **Time:**

North	A Start	B End	N (B-A)
+1/-6	-8	25	33
+2/-7	15	72	57
+3/-8	-6	-28	-22
+4/-9	12	16	4

South	A Start	B End	S (B-A)
+1/-6	14	-45	-59
+2/-7	30	44	14
+3/-8	-7	-29	-22
+4/-9	-5	74	79

(N-S)/2	X	Y
46		46.00
21.5	15.20	15.20
0	0.00	
-37.5	-26.52	26.52

Machine Sensitivity: **11.0** **Direction:** 352.65 **Degree** -11.31 87.72

Degrees: -7.35

Flow Rate = 2 **ft/day** **Time:**

North	A Start	B End	N (B-A)
+1/-6	-10	10	20
+2/-7	12	70	58
+3/-8	-7	-26	-19
+4/-9	12	35	23

South	A Start	B End	S (B-A)
+1/-6	13	-17	-30
+2/-7	27	60	33
+3/-8	-7	-26	-19
+4/-9	-5	56	61

(N-S)/2	X	Y
25		25.00
12.5	8.84	8.84
0	0.00	
-19	-13.44	13.44

Machine Sensitivity: **12.5** **Direction:** 354.45 **Degree** -4.60 47.27

Average Sensitivity **10.8**

Degrees: -5.55

KERFOOT TECHNOLOGIES
766 Falmouth Road
Mashpee, MA 02649

APPENDIX B – WELL LOGS AND WELL CONSTRUCTION SHEETS

Tetra Tech NUS, Inc.

BORING LOG

PROJECT NAME: Lockheed Martin
PROJECT NUMBER: 112IC01596
DRILLING COMPANY: Boart Longyear
DRILLING RIG: Track mounted Roto Sonic

BORING No.: MW-27 DEEP
DATE: 6/25/08 - 6/28/08
GEOLOGIST: D. Hardison
DRILLER: Rodney Parr

	Sample No. and Type or RQD	Depth (Ft.) or Run No.	Blows / 6" or RQD (%)	Sample Recovery / Sample Length	Lithology Change (Depth/Ft.) or Screened Interval	MATERIAL DESCRIPTION: Soil Density/ Consistency or Rock Hardness	Color	Material Classification	USCS *	Remarks	PID/FID Reading (ppm): Sample	Sampler BZ	Borehole**	Driller BZ**
6/25/08		0-1					Brown	Fine Sand	SM					
		1-5					Brown	Clayey Sand	SC					
		5-7		4/7			Brown	Fine Sand	SM					
		7-9					Brown	Fine Sand	SM	9-10 Silty clayey Sand SC Brown				
		10-12					White Yellow mottles	Clay (Silty)	CL					
		12-16					Red/grey	Clay (silty)	Cl					
		16-17		10/10			Red	Clay	Cl	striations				
6/26/08		17-18					Brown	Clayey Sand	SC					
		18-20					Red/grey	Clay	CL	w/ grey sandy Clay striations				
		20-21					Red	Clay	CL					
		21-25					Grey	silty Clay	CL					
		25-26					Gray	silty clay	CL	softer				
		26-27		10/10			Red/grey	Clayey silty Sand	SC					
		27-29					grey	Sandy Clay	SC	some rust stains				
		29-30					grey	Clayey sand	SC					
		30-33					grey	silty sand	SM					
		33-34					red/grey	silty Sand	SM					
		34-34.5					grey	Clayey Sand	SC	rust stains				
		34.5-36.5					grey	Sandy silty clay	CL	rust stains				
		36.5-37		10/10			grey	Clayey sand	SC					
		37-38					grey	Claye sand	SC	rust stains				
		38-40					grey	sandy silty clay	CL	rust stain striations				
		40-47		10/10			grey	Sand / Fine sand	SM/SP	Rust 40-42				
		47-57		7/10			grey/Brown	Sand / Fine Sand	SM/SP	some rust				
		57-60					grey/Brown	Sand / Fine Sand	SM/SP					

* When rock coring, enter rock brokeness.

** Include monitor reading in 6 foot intervals @ borehole. Increase reading frequency if elevated reponse read.

Remarks:

Drilling Area Background (ppm): 0.0

Converted to Well: Yes X No ____ Well I.D. #: MW 27 DEEP

Tetra Tech NUS, Inc.

BORING LOG

PROJECT NAME: Lockheed Martin
PROJECT NUMBER: 112IC01596
DRILLING COMPANY: Boart Longyear
DRILLING RIG: Track mounted RotoSonic

BORING No.: MW-27 DEEP
DATE: 6/25/08 - 6/28/08
GEOLOGIST: D. Hardison
DRILLER: Rodney Parr

Sample No. and Type or RQD	Depth (Ft.) or Run No.	Blows / 6" or RQD (%)	Sample Recovery / Sample Length	Lithology Change (Depth/Ft.) or Screened Interval	MATERIAL DESCRIPTION: Soil Density/ Consistency or Rock Hardness	Color	Material Classification	USCS*	Remarks	PID/FID Reading (ppm): Sample	Sampler BZ	Borehole**	Driller BZ**
	60/61					gray/red	clayey silty sand	SC					
	61-62					gray/red	sandy silty clay	SC/CL	rust				
	62-65					gray/red	silty clay	CL	rust				
	65-67		10/10			red	clay	CL					
	67-70					red	clay	CL					
	70-72					Red gray	sandy silty clay	SC/CL					
	72-73					gray	sandy clay	SC					
	73-75					gray	silty sand / sand	SM					
	75-77		10/10			gray/red	silty/sandy clay	SC	stratations/ interbedded clay/silty sand				
	77-80					gray/brown	silty sand	gray/SC					
	80-81					red/gray	silty sandy clay	SC	striations/layers				
	81-82					gray	sandy clay	SC					
	82-87		10/10			gray/red	sandy clay	SC/CL	layers of gray sand in red clay				
	87-92					gray/red	silty sandy clay	SC/CL	interbedded				
	92-95					gray	clayey sandy silt	gray/CL					
	95-96					gray/red	silty sandy clay	SC/CL	interbedded				
	96-97		10/10			gray	clayey sandy silt	SM/CL					
	97-99					gray	clayey sandy silt	SM/CL					
	99-100					gray/red	silty sandy clay	SC/CL	interbedded				
	100-103					gray	clayey silty sand	SM					
	103-104					maroon/red	silty sand	SM					
	104-107		10/10			gray	fine sand	SM					
	107-117		10/10			gray	~~fine~~ sand	SM/SW					
	117-127		10/10			gray	sand	gray/SW					
	127-132					gray	sand	SM					

* When rock coring, enter rock brokeness.

** Include monitor reading in 6 foot intervals @ borehole. Increase reading frequency if elevated reponse read.

Remarks: _____

Drilling Area Background (ppm): 6.0

Converted to Well: Yes X No _____ Well I.D. #: MW 27 DEEP

Tetra Tech NUS, Inc.

BORING LOG

PROJECT NAME: Lockheed Martin
PROJECT NUMBER: 112IC01596
DRILLING COMPANY: Beart Longyear
DRILLING RIG: Track Mounted Rotosonic

BORING No.: MW 27 DEEP
DATE: 6/25/08 - 6/28/08
GEOLOGIST: D. Hardison
DRILLER: Rodney Parr

Sample No. and Type or RQD	Depth (Ft.) or Run No.	Blows / 6" or RQD (%)	Sample Recovery / Sample Length	Lithology Change (Depth/Ft.) or Screened Interval	MATERIAL DESCRIPTION: Soil Density/ Consistency or Rock Hardness	Color	Material Classification	USCS *	Remarks	PID/FID Reading (ppm): Sample	Sampler BZ	Borehole**	Driller BZ**
	132-133					gray	clayey sand	SC					
	133-137		10/10			gray/red	clay	CL/CH					
	137-147		10/10			Red	Clay	CH	stiff				
6/27/08	147-157		10/10			Red/gray	clay	CH	stiff				
	157-165.5					Red/gray	clay	CH	stiff small lenses of yellow/red sand				
	165-166.5		10/10			Red/gray/yellow	sandy clay	SC/CL	larger lenses of sand				
	166.5-167		10/10			Red	clayey sand	SC	large grains of sand				
	167.5-168.5					Red	clayey sand	SC	SAA				
	168.5-171.5					Gray/Red	Clayey silt sandy silty clay	CL	Red clay gray/white silty layers				Interbedded
	171.5-172.5					Red/gray	clayey sand	SC	lenses of clay				
	172.5-177		10/10			gray/brown	Sand w/ gravel	SW/GW	large grains				
	177-180					grey	gravel w/ sand	GW					
	180-182					grey	Sand w/ gravel	SW	well graded, noticible fines				
	182-183.5					grey	Fine Sand	SM					
	183.5-185.5					grey	Sand w/ gravel	SW	well graded, noticable fines				
	185.5-186.5					grey	silty clay	CL					
	186.5-187		10/10			grey	clayey sand	SC	large grains				
	187-190					Tan/grey	Sand	SW					
	190-197		10/10			Tan/grey	Fine sand	SM					
	197-199					Red	Clayey sand	SC	very deep ideal red				
	199-209					Red/gray	sandy clay w/ sandstone*	CL	sandstone/siltstone @ ~ 200' bgs				
	209-207		10/10			Gray/brown/Red	Clay	CH/CL					
	207-217		10/10			Red/brown	Clay	CH	some gray at 209 and 215				
	217-227		10/10			Red/brown/gray	clay	CH	Maroon Color @ 225.5				
	227-232					Red/gray/maroon	clay	CH					

* When rock coring, enter rock brokeness.

** Include monitor reading in 6 foot intervals @ borehole. Increase reading frequency if elevated reponse read.

Remarks:

Drilling Area Background (ppm): 0.0

Converted to Well: Yes X No _____ Well I.D. #: MW 27 DEEP

Tetra Tech NUS, Inc.

BORING LOG

PROJECT NAME: Lockheed Martin
PROJECT NUMBER: 112IC01596
DRILLING COMPANY: Beart Longyear
DRILLING RIG: Track Mounted Rotosonic

BORING No.: MW 27 DEEP
DATE: 6/25/08 - 6/28/08
GEOLOGIST: B. Hardison
DRILLER: Rodney Parr

Sample No. and Type or RQD	Depth (Ft.) or Run No.	Blows / 6" or RQD (%)	Sample Recovery / Sample Length	Lithology Change (Depth/Ft.) or Screened Interval	MATERIAL DESCRIPTION: Soil Density/ Consistency or Rock Hardness	Color	Material Classification	USCS *	Remarks	PID/FID Reading (ppm): Sample	Sampler BZ	Borehole**	Driller BZ**
	232-237		10/10			Brown/ Maroon	dkrad Clay	CH					
	237-247		10/10			Brown → reddish grey → gray → brown	Clay	CH					
6/28/08	247-250					Brown	Clayey Sand	SC					
	250-254					Brown → grey → brown	Sandy Clay	CL	4" of clayey sand at 253.5'bgs				
	254-257					Red grey	Clay	CH	Competent				

* When rock coring, enter rock brokeness.

** Include monitor reading in 6 foot intervals @ borehole. Increase reading frequency if elevated reponse read.

Remarks:

Drilling Area Background (ppm): 0.0

Converted to Well: Yes X No

Well I.D. #: MW 27 DEEP

Tetra Tech NUS, Inc.

BORING LOG

Page ___ of ___

PROJECT NAME: Lockheed Martin
PROJECT NUMBER: 112IC01596
DRILLING COMPANY: Truck mounted RotoSonic
DRILLING RIG: Board Longyear

BORING No.: MW 28 I
DATE: 6/29/08
GEOLOGIST: R Hendrickson
DRILLER: Rodney Rast

Sample No. and Type or RQD	Depth (Ft.) or Run No.	Blows / 6" or RQD (%)	Sample Recovery / Sample Length	Lithology Change (Depth/Ft.) or Screened Interval	MATERIAL DESCRIPTION: Soil Density/ Consistency or Rock Hardness	Color	Material Classification	USCS*	Remarks	PID/FID Reading (ppm): Sample	Sampler BZ	Borehole**	Driller BZ**
	0-1					DK Brown	silty clayey sand	SC	organic to 4"				
	1-3.5					Brown	clayey sand	SC					
	3.5-4.5					Brown	sandy clay	SC/CL					
	4.5-6.5					Brown	Fine sand	SM					
	6.5-7.0		7/7			Brown	Sandy clay	SC/CL					
	7-9					Brown	Sandy clay	SC/CL	some gray and red				
	9-12					Red gray	silty clay	CL					
	12-13		10/10			Brown, gray, Dark	clay (silty)	CL	dense				
	13-18.5					Brown gray	Brown clay	CL	dense				
	18.5-20					gray	silty clay	CL					
	20-22					Brown gray	clay	CH/CL	dense				
	22-23					gray	silty clay	CL					
	23-24					gray	sandy clay	CL					
	24-27		3/10			gray	clayey sand	SC					
	27-36					gray	clayey silty sand	SC					
	36-37		4/10			gray	silty clay	CL	lost half core barrel				
	37-42					gray brown	clayey sand	SC					
	42-47		10/10			gray brown	Fine sand	SM					
	47-50		3/3			gray brown	Fine sand	SM					

* When rock coring, enter rock brokeness.

** Include monitor reading in 6 foot intervals @ borehole. Increase reading frequency if elevated reponse read.

Drilling Area Background (ppm): 0.0

Remarks: _____

Converted to Well: Yes X No ___ Well I.D. #: MW 28 I

Tetra Tech NUS, Inc.

BORING LOG

PROJECT NAME: Lockheed Martin
PROJECT NUMBER: 112IC01596
DRILLING COMPANY: Boart Longyear
DRILLING RIG: Track Mounted Sonic

BORING No.: MW 29 DEEP
DATE: 6/30/08 - 7/2/08
GEOLOGIST: D. Henderson
DRILLER: Rodney Parr

Sample No. and Type or RQD	Depth (Ft.) or Run No.	Blows / 6" or RQD (%)	Sample Recovery / Sample Length	Lithology Change (Depth/Ft.) or Screened Interval	MATERIAL DESCRIPTION: Soil Density/ Consistency or Rock Hardness	Color	Material Classification	USCS *	Remarks	PID/FID Reading (ppm): Sample	Sampler BZ	Borehole**	Driller BZ**
6/30/08	0-4					Dk Brown Red/B	Clayey silty sand	SC	moracky in 3-4'				
	4-5					Dk Brown gray	Clay / Sandy clay	CL	4" of clay at 6'				
	5-7		7/8			Brown	Clayey sand	SC					
	8-14					Brown gray	Clayey Sand	SC					
	14-14.5					Brown gray	Sandy Clay	CL					
	14.5-15.5					gray	silty Clay	CL					
	15.5-18		10/10			Brown gray	Sandy Clay	CL					
	18-27					gray	silty clayey sand	SC					
	27-27.5					gray brown	Sandy Clay	CL					
	27.5-28		10/10			gray	silty Clay	CL					
	28-33					gray	Clayey sand	SC					
	33-33.5					gray	silty sandy clay	CL					
	33.5-34					gray	clayey sand	SC					
	34-34.5					gray	silty clay	CL					
	34.5-37					gray	clayey sand	SC					
	37-38		7/10			gray	silty clay	CL					
	38-39					gray	silty clay	CL					
	39-44					gray/brn	~~sand~~ clayey sand	SC	some brown				
	44-45					gray	silty clay	CL					
	45-46					gray	clayey sand	SC	some red				
	46-48					gray	sandy clay	CL					
	48-49.5					gray	silty clay	CL					
	49.5-51					gray	Clayey sand	SC	rust				
	51-51.5					gray	silty clay	CL					
	51.5-52					gray	Clayey sand	SC	rust				

* When rock coring, enter rock brokeness.

** Include monitor reading in 6 foot intervals @ borehole. Increase reading frequency if elevated reponse read.

Remarks:

Drilling Area Background (ppm): 0.0

Converted to Well: Yes X No Well I.D. #: MW 29 DEEP

Tetra Tech NUS, Inc.

BORING LOG

PROJECT NAME: Lockheed Martin
PROJECT NUMBER: 113IC01596
DRILLING COMPANY: Boart Longyear
DRILLING RIG: Track mounted Roto Sonic

BORING No.: MW 29 DEEP
DATE: 6/30/08 - 7/2/08
GEOLOGIST: D'Henderson
DRILLER: R. Parr

Sample No. and Type or RQD	Depth (Ft.) or Run No.	Blows / 6" or RQD (%)	Sample Recovery / Sample Length	Lithology Change (Depth/Ft.) or Screened Interval	MATERIAL DESCRIPTION: Soil Density/ Consistency or Rock Hardness	Color	Material Classification	USCS *	Remarks	PID/FID Reading (ppm): Sample	Sampler BZ	Borehole**	Driller BZ**
	52-58		10/10			gray brown	Fine Sand	SM					
7/1/08	58-60					gray/brown	Fine Sand	SM					
	61-61.5					gray red	Clayey sand	SC					
	61.5-65		7/7			gray brown/red	Silty clay	CL					
	65-68		3/3			gray red	silty clay	CL					
	68-69.5					gray red	silty clay	CL					
	69.5-70.5					gray	sandy clay	CL					
	70.5-78		10/10			gray red	silty clay	CL/CH					
	78-82					DK gray/green	clay	CH					
	82-85					DK gray	Sandy clay	CL					
	85-88		10/10			gray	Silty clay	CL	some red rust				
	88-89					gray red	silty clay	CL					
	89-90.5					gray red	sandy clay	CL					
	90.5-92					gray	Clayey sand	SC					
	92-98		10/10			gray	Fine Sand	SM	some red rust/silty				
	98-102					gray	Fine Sand	SM					
	102-103					brown red gray	Fine Sand	SM					
	103-104					Red	Clayey Sand	SC					
	104-108		7/10			Red Brown/gray	Silty Clay	CL					
	108-118		10/0			Red	Clay	CH	some lt. gray				
	118-120		10/10			Red	Clay	CH	some lt. gray				
7/2/08	123-130					Red	Clay	CH					
	130-133					DK gray	Clay	CH					
	133-138		10/10			lt. gray	silty Clay	CL					
	133-140					Red gray/brown	silty Clay	CL					

* When rock coring, enter rock brokeness.

** Include monitor reading in 6 foot intervals @ borehole. Increase reading frequency if elevated reponse read.

Drilling Area Background (ppm): 0.0

Remarks:

Converted to Well: Yes X No _____ Well I.D. #: MW 29 DEEP

Tetra Tech NUS, Inc.

BORING LOG

PROJECT NAME: Lockheed Martin
PROJECT NUMBER: 112 IC 01596
DRILLING COMPANY: Boart Longyear
DRILLING RIG: Track Mounted RotoSonic

BORING No.: MW 29 DEEP
DATE: 6/30/08 - 7/2/08
GEOLOGIST: D. Hendison
DRILLER: R. PARR

Sample No. and Type or RQD	Depth (Ft.) or Run No.	Blows / 6" or RQD (%)	Sample Recovery / Sample Length	Lithology Change (Depth/Ft.) or Screened Interval	MATERIAL DESCRIPTION: Soil Density/ Consistency or Rock Hardness	Color	Material Classification	USCS*	Remarks	PID/OD Reading (ppm): Sample	Sampler BZ	Borehole**	Driller BZ**
	140-141					grey	Sandy Clay	CL					
	141-148		10/10			grey	Fine Sand	SM					
	148-151					grey/brown	Fine Sand/Sand	SM/SW					
	151-156					grey brown	Sand w/ gravel	SW/GW					
	156-158		10/10			grey brown	Sand w/ gravel	SW/GW	4" silty clay at 157 and 158' bgs				
	158-165					grey	Fine sand	SM					
	165-167					grey	silty gravelly clay	CL					
	167-168		10/10			grey brown	silty sandy clay	CL					
	168-169					grey	Sandy Clay/Clayey sand	SL					
	169-173					grey/brown	Fine Sand	SM	4" Sandy clay at 172				
	173-175					grey/brown	clayey Sand	SL					
	175-176.5					grey red	Sandy clay	CL					
	176.5-178					Red grey	Silty clay	CL					
	178-180					grey	silty clay	CL	some red				
	180-184					grey brown	clay	CH					
	184-187					dk grey	silty sandy Clay	CL	Some wood organic, boggy odor				
	187-188					dk grey	Clay	CH					
	188-192					dk grey	Clay	CH					
	192-194					grey brown	sandy clay	CL					
	194-198					grey	Silty clay	CL					
	198-208		7/10			grey	Fine Sand	SM	2" Silty Clay at 206' bgs				
	208-213					grey to brown	Fine Sand	SM					
	213-214					Red	Clayey sand	SL	deep red, sandstone/siltstone at ~213' bgs.				
	214-218					Red grey/brown	Clay	CH					
	218-228					Red grey/brown	Clay	CH	Maroon and Dark Red				

* When rock coring, enter rock brokeness.

** Include monitor reading in 6 foot intervals @ borehole. Increase reading frequency if elevated reponse read.

Remarks:

Drilling Area Background (ppm): 6.0

Converted to Well: Yes X No ____ Well I.D. #: MW 29 DEEP

Tetra Tech NUS, Inc.

BORING LOG

PROJECT NAME: Lockheed Martin
PROJECT NUMBER: 112IC01596
DRILLING COMPANY: Boart Longyear
DRILLING RIG: Track mounted Rotosonic

BORING No.: MW29 DEEP
DATE: 6/30/08 - 7/2/08
GEOLOGIST: D. Hendrickson
DRILLER: R. Parr

Sample No. and Type or RQD	Depth (Ft.) or Run No.	Blows / 6" or RQD (%)	Sample Recovery / Sample Length	Lithology Change (Depth/Ft.) or Screened Interval	MATERIAL DESCRIPTION: Soil Density/ Consistency or Rock Hardness	Color	Material Classification	USCS*	Remarks	PID/FID Reading (ppm): Sample	Sampler BZ	Borehole**	Driller BZ**
	228-238					Red	Clay	CH					
	238-239.5		239.5			Grey Brown	Sandy clay	CL					
	239.5-241					Grey Brown	Clayey sand	SC					
	241-242					Red Brown	silty clay	CL					
	242-246					Brown Grey	Clayey sand	SC					
	246-247.5					Brown Grey	sandy clayey sand	SC					
	247.5-248					Grey Brown	sandy clay	CL					
	248-253					Grey Brown	clayey sand	SC					
	253-258					Grey Brown	Fine sand	SM					
	258-260					Brown	Clayey sand	SC	Large grains sand				
	260-260.5					Dark grey to black	Sandstone						
	260.5-266						sand w/gravel	SW/GW	some Large rock				
	266-267.5					Brown	sandy clay	CL					
	267.5-268					Brown	Fine sand	SM					

* When rock coring, enter rock brokeness.

** Include monitor reading in 6 foot intervals @ borehole. Increase reading frequency if elevated reponse read.

Remarks:

Drilling Area Background (ppm): 0.0

Converted to Well: Yes X No ____ Well I.D. #: MW29 DEEP

PROJECT:	DEEP GROUNDWATER INVESTIGATION LOCKHEED MARTIN, MARTIN STATE AIRPORT	**JOB NO.** 112IC01596	**WELL NUMBER** MW-30D	**CLIENT:** LOCKHEED MARTIN CORP, BETHESDA, MARYLAND
		DRILLING METHOD: SONIC		
LOCATION:	MARTIN STATE AIRPORT 701 WILSON POINT ROAD MIDDLE RIVER, MARYLAND	**COMPANY:** BOART LONGYEAR		
		OPERATOR: RODNEY PARR		
		SAMPLING ME CONTINUOUS 4-INCH BY 10-FOOT STEEL SONIC CORE		

WELL SCREEN:	10 SLOT (0.01-INCH) STAINLESS STEEL AT 198' - 208'			
RISER:	SCHEDULE 80 THREADED SOLID PVC CASING	**LOGGED BY:**	DAWN MARKIEWICZ	**DRILLING**
FILTER PACK:	TYPE I SILICA SAND	**BORING DEPTH:**	218 FEET	**START DATE** 12/8/2008 / **FINISH DATE** 12/11/2008
SEAL:	MEDIUM BENTONITE CHIPS	**DATUM:**		
GROUT:	BENTONITE SLURRY GROUT	**PERMIT NO.**		

	DEPTH (ft)	SAMPLE INTERVAL	RECOVERY (INCHES)	Shelby Tube Collection Location	MOISTURE CONTENT	PID READING (ppm)	SURFACE CONDITIONS: Grass	USCS	WELL INSTALLATION
MW-30D		0-8			moist	0.0	dark brown, dark orangish-brown, SANDY CLAY, slight stiff, high plasticity, poorly sorted coarse gravel	SC	GROUT / BENTONITE / SANDPACK
	2				dry	0.0	yellowish-brown, lt. gray & orangish-red clay mottles, CLAY, some SAND	CL	
	4						greenish-gray, CLAY, soft, high plasticity, contains greenish-yellow veins		
	6								
	8	8-18				0.0	grading to very soft		
	10					0.0	lt. gray, SILTY SAND, brownish-yellow veins, intermittent strong and weak cementation	SM	
	12								
	14					0.0	reddish-brown veins appearing		
	16								
	18	18-28				0.1	last 6": lt. tan and lt. brown, SAND, fine-grained, loose		
	20					0.0	crème, SANDY SILT, very fine-grained, slight compact, yellowish-brown veins		
	22						1' layer, pinkish-brown, SAND,	SP	
	24				moist to slight moist	0.0		SM	
	26								
	28	28-38				0.0	grading to SILTY SAND		
	30					0.0	lt. tan and brownish-orange		
	32						grading to SAND, loose; increase in orange at 34'	SP	
	34								
	36					0.0	crème and brownish-orange, SILT, compact	ML	
	38	38-48				0.1	reddish-brown, oranges-brown, lt. tan, crème, SILTY SAND, loose	SM	
	40					0.3	lt. tan, orangish-tan, SAND, loose, medium-grained	SP	
	42								
	44					0.2	mostly orangeish-brown		
	46				dry		pinkish-tan; some orange veins; 2" layer, SANDY SILT, hard at 45'	SM	
	48					0.7			
		48-58							

PROJECT:	**DEEP GROUNDWATER INVESTIGATION LOCKHEED MARTIN, MARTIN STATE AIRPORT**	**JOB NO.** 112IC01596	**WELL NUMBER** MW-30D	**CLIENT:** LOCKHEED MARTIN CORP, BETHESDA, MARYLAND
		DRILLING METHOD: SONIC		
LOCATION:	**MARTIN STATE AIRPORT 701 WILSON POINT ROAD MIDDLE RIVER, MARYLAND**	**COMPANY:** BOART LONGYEAR		
		OPERATOR: RODNEY PARR		
		SAMPLING ME CONTINUOUS 4-INCH BY 10-FOOT STEEL SONIC CORE		
WELL SCREEN:	10 SLOT (0.01-INCH) STAINLESS STEEL AT 198' - 208'			
RISER:	SCHEDULE 80 THREADED SOLID PVC CASING	**LOGGED BY:** DAWN MARKIEWICZ	**DRILLING**	
FILTER PACK:	TYPE I SILICA SAND	**BORING DEPTH:** 218 FEET	**START DATE**	**FINISH DATE**
SEAL:	MEDIUM BENTONITE CHIPS	**DATUM:**		
GROUT:	BENTONITE SLURRY GROUT	**PERMIT NO.**	12/8/2008	12/11/2008

	DEPTH (ft)	SAMPLE INTERVAL	RECOVERY (INCHES)	Shelby Tube Collection Location	MOISTURE CONTENT	PID READING (ppm)	SURFACE CONDITIONS: Grass	USCS	WELL INSTALLATION
MW-30D	50	48-58		11"	dry	1.1	6" layer: crème, SANDY SILT, compact	SM	GROUT / BENTONITE / SANDPACK
	52								
	54					0.4			
	56				moist		deep purplish-red, SAND, medium-grained, with crème and deep purplish-red, CLAY lenses	SP	
	58					0.0	purplish-red, yellowish-tan, SAND, med.-grained, w/ white clay mottles		
	60	58-68				0.0	pinkish-tan, orangish-tan, SAND, fine-grained		
	62						6" layer: crème, CLAYEY SILT, orangish=brown veins		
	64					0.0			
	66				moist to dry		deep purplish-red, SAND, coarse-grained, with gravel mixed with crème, orange,		
	68					0.0	purplish-red, SILTY CLAY, moderate plasticity		
	70	68-78			dry		crème, CLAYEY-SILT, hard, mixed with brownish-red, CLAY, hard, some silt; amount crème CLAYEY SILT gradually decresing with depth; some brownish-yellow trace at 75'.	ML/CL	
	72								
	74					0.0			
	76								
	78					0.0			
	80	78-88				0.0	crème, reddish-purple, brownish-yellow, lt. brown, SANDY SILT, compact	SM	
	82								
	84					0.1			
	86						grading to CLAYEY SILT around 86'	ML	
	88					0.0	crème, reddish-purple, brownish-yellow, lt. brown, SANDY SILT, hard grading to moderate stiff	SM	
	90	88-98				0.5	crème, pink, brownish-yellow, purplish-pink, lt. brown, SANDY SILT, moderate stiff; ~1ft. Hard deep purplish-red and brownish-yellow		
	92								
	94					0.3	pinkish-tan, CLAYEY SANDY SILT		
	96					0.3	lt. brown, crème, deep red, brownish-red, CLAY, hard, no plasticity	CL	

PROJECT:	DEEP GROUNDWATER INVESTIGATION LOCKHEED MARTIN, MARTIN STATE AIRPORT	**JOB NO.** 112IC01596	**WELL NUMBER** MW-30D	**CLIENT:** LOCKHEED MARTIN CORP, BETHESDA, MARYLAND
		DRILLING METHOD: SONIC		
LOCATION:	MARTIN STATE AIRPORT 701 WILSON POINT ROAD MIDDLE RIVER, MARYLAND	**COMPANY:** BOART LONGYEAR		
		OPERATOR: RODNEY PARR		
		SAMPLING ME CONTINUOUS 4-INCH BY 10-FOOT STEEL SONIC CORE		
WELL SCREEN:	10 SLOT (0.01-INCH) STAINLESS STEEL AT 198' - 208'			
RISER:	SCHEDULE 80 THREADED SOLID PVC CASING	**LOGGED BY:** DAWN MARKIEWICZ		**DRILLING**
FILTER PACK:	TYPE I SILICA SAND	**BORING DEPTH:** 218 FEET		**START DATE** / **FINISH DATE**
SEAL:	MEDIUM BENTONITE CHIPS	**DATUM:**		
GROUT:	BENTONITE SLURRY GROUT	**PERMIT NO.**		12/8/2008 / 12/11/2008

	DEPTH (ft)	SAMPLE INTERVAL	RECOVERY (INCHES)	Shelby Tube Collection Location	MOISTURE CONTENT	PID READING (ppm)	SURFACE CONDITIONS: Grass	USCS	WELL INSTALLATION
MW-30D	98					0.1	orangish-yellow, crème, pink, CLAYEY SILT, some sand crème	ML	GROUT / BENTONITE / SANDPACK
	100	98-108			dry	1.1	reddish-brown, SILTY CLAY, hard	CL	
	102								
	104				slight moist	0.3	crème, CLAYEY SILT, high plasticity, some pink, orangish-yellow, orangish brown veins	ML	
	106								
	108				dry to moist	0.3	reddish-brown, deep red, CLAY, hard, no plasticity, grading to CLAYEY SAND, fine-grained, some silt	CL	
	110	108-118					brown with some greenish-yellow and crème, CLAYEY SAND, some silt, compact	SC	
	112				dry	0.9	deep red, CLAY, hard, no plasticity, mixed with brown, CLAYEY SAND; 2" layer crème, SANDY SILT at 112'	CL	
	114					1.2	brownish-yellow and white mottles appear		
	116				slight moist	1.5	crème, brownish-yellow, pinkish-tan, SANDY SILT, compact to slight compact	ML	
	118								
	120	118-128				1.7			
	122						6" layer: pinkish-lt. brown, yellowish-brown, SILTY CLAY, hard, no plasticity followed by red, brownish-yellow, crème, SILT, compact to very compact	CL	
	124					1.8			
	126				dry	1.9	crème, red, brownish-yellow, CLAY, very stiff, low to no plasticity		
	128					0.6			
	130	128-138				3.9	crème, red, brownish-yellow, SILTY CLAY, very stiff, low to no plasticity		
	132								
	134					2.8	crème, dark purple, brown, SANDY SILT, moderate compact mostly crème and brownish-yellow, compact	SM	
	136					4.3	dark purple, brown, SANDY SILT, moderate compaction		
						2.8	6" brown; 6" dark purple and reddish-purple		
	138				moist	5.4	dark red, SAND, coarse-grained, with broken rock	SP	
						1.4	pinkish-brown, SAND, medium-grained, white clay lenses		
	140	138-148				1.7	pinkish-brown, SAND, with coarse gravel (quartz), poorly-sorted, loose		
	142						crème, SITLY SAND, very fine-grained, loose, brownish-yellow and brownish-orang	SM	
	144					1.5			

PROJECT:	DEEP GROUNDWATER INVESTIGATION LOCKHEED MARTIN, MARTIN STATE AIRPORT	**JOB NO.** 112IC01596	**WELL NUMBER** MW-30D	**CLIENT:** LOCKHEED MARTIN CORP, BETHESDA, MARYLAND
		DRILLING METHOD: SONIC		
LOCATION:	MARTIN STATE AIRPORT 701 WILSON POINT ROAD MIDDLE RIVER, MARYLAND	**COMPANY:** BOART LONGYEAR		
		OPERATOR: RODNEY PARR		
		SAMPLING ME CONTINUOUS 4-INCH BY 10-FOOT STEEL SONIC CORE		
WELL SCREEN:	10 SLOT (0.01-INCH) STAINLESS STEEL AT 198' - 208'			
RISER:	SCHEDULE 80 THREADED SOLID PVC CASING	**LOGGED BY:**	DAWN MARKIEWICZ	**DRILLING**
FILTER PACK:	TYPE I SILICA SAND	**BORING DEPTH:**	218 FEET	**START DATE** 12/8/2008 / **FINISH DATE** 12/11/2008
SEAL:	MEDIUM BENTONITE CHIPS	**DATUM:**		
GROUT:	BENTONITE SLURRY GROUT	**PERMIT NO.**		

	DEPTH (ft)	SAMPLE INTERVAL	RECOVERY (INCHES)	Shelby Tube Collection Location	MOISTURE CONTENT	PID READING (ppm)	SURFACE CONDITIONS: Grass	USCS	WELL INSTALLATION
MW-30D	146	138-148		20"	moist	2.0	gravel appearing	SM	GROUT / BENTONITE / SANDPACK
	148								
	150	148-158				0.0	brownish-red grading to deep red, SAND, medium-grained with coarse gravel; brownish-yellow appear in last inch	SP	
	152								
	154				dry	1.3	crème grading to yellowish-crème, CLAYEY SILT, moderate cementation, no plasticity grading to CLAYEY SILT mixed with red, CLAY, hard, no plasticity	ML/CL	
	156								
	158					0.3			
	160	158-168				2.5			
	162								
	164					2.6	red, CLAY, hard, some crème CLAYEY SILT, no plasticity	CL	
	166								
	168					4.1			
	170	168-178				5.0	reddish-brown, CLAYEY SILT, moderate cementation	ML/CL	
	172						gray with mica flecks		
	174					4.6			
	176								
	178					5.8			
	180	178-188				3.0			
	182					4.0	lignite appears; grades tosofter CLAYEY SILT 6" lignite seam		
	184					5.0	gray, CLAY, hard, no plasticity	CL	
	186								
	188					1.3			
	190	188-198				1.6	pale gray, SILTY CLAY, stiff, low plasticity		
	192								

PROJECT:	DEEP GROUNDWATER INVESTIGATION LOCKHEED MARTIN, MARTIN STATE AIRPORT	**JOB NO.** 112IC01596	**WELL NUMBER** MW-30D	**CLIENT:** LOCKHEED MARTIN CORP, BETHESDA, MARYLAND
		DRILLING METHOD: SONIC		
LOCATION:	MARTIN STATE AIRPORT 701 WILSON POINT ROAD MIDDLE RIVER, MARYLAND	**COMPANY:** BOART LONGYEAR		
		OPERATOR: RODNEY PARR		
		SAMPLING ME CONTINUOUS 4-INCH BY 10-FOOT STEEL SONIC CORE		
WELL SCREEN:	10 SLOT (0.01-INCH) STAINLESS STEEL AT 198' - 208'			
RISER:	SCHEDULE 80 THREADED SOLID PVC CASING	**LOGGED BY:**	DAWN MARKIEWICZ	**DRILLING**
FILTER PACK:	TYPE I SILICA SAND	**BORING DEPTH:**	218 FEET	**START DATE** / **FINISH DATE**
SEAL:	MEDIUM BENTONITE CHIPS	**DATUM:**		
GROUT:	BENTONITE SLURRY GROUT	**PERMIT NO.**		12/8/2008 / 12/11/2008

	DEPTH (ft)	SAMPLE INTERVAL	RECOVERY (INCHES)	Shelby Tube Collection Location	MOISTURE CONTENT	PID READING (ppm)	SURFACE CONDITIONS: Grass	USCS	WELL INSTALLATION
MW-30D	194	188-198			dry	2.2	SILTY CLAY, brownish-yellow sand veins and reddish-purple coloring appear	CL	GROUT
	196								BENTONITE
	198				moist	2.4	deep brownish-red, orangish-red, SILT, yellowish-tan sand mottles	ML	SANDPACK
	200	198-208				2.8	lt. olive brown, SAND, poorly-sorted, sub-angular gravel, medium-grained, loose	SP	
	202								
	204					2.3	crème, lt. olive brown, orangish-brown, SITLY SAND, medium-grained, slight compact	SM	
	206								
	208					1.7			
	210	208-218					6" layer, yellowish-brown, SANDY SILT, slight compact		
	212					6.1	brown, SAND, coarse-grained, with gravel, loose	SP	
	214					5.2	yellowish-brown, SAND, with gravel, loose		
	216				moist to dry	4.4	2" layer: containing white CLAY mottles; 1" layer: purplish-red, SAND, loose, coarse-grained; 2" layer: red, CLAY, hard, moderate plasticity; lt. gray, CLAYEY SILT, compact, with purple mottles and orangish-yellow SAND veins.	CL	
	218					5.5			

PROJECT:	**DEEP GROUNDWATER INVESTIGATION LOCKHEED MARTIN, MARTIN STATE AIRPORT**	**JOB NO.** 112IC01596	**WELL NUMBER** MW-31D	**CLIENT:** LOCKHEED MARTIN CORP, BETHESDA, MARYLAND
		DRILLING METHOD: SONIC		
LOCATION:	**MARTIN STATE AIRPORT 701 WILSON POINT ROAD MIDDLE RIVER, MARYLAND**	**COMPANY:** BOART LONGYEAR		
		OPERATOR: RODNEY PARR		
		SAMPLING METHOD: CONTINUOUS 4-INCH BY 10-FOOT STEEL SONIC CORE		
WELL SCREEN:	10 SLOT (0.01-INCH) STAINLESS STEEL AT 190' - 200'			
RISER:	SCHEDULE 80 THREADED SOLID PVC CASING	**LOGGED BY:**	DAWN MARKIEWICZ	**DRILLING**
FILTER PACK:	TYPE I SILICA SAND	**BORING DEPTH:**	228 FEET	**START DATE** / **FINISH DATE**
SEAL:	MEDIUM BENTONITE CHIPS	**DATUM:**		
GROUT:	BENTONITE SLURRY GROUT	**PERMIT NO.**		11/24/2008 / 12/11/2008

	DEPTH (ft)	SAMPLE INTERVAL	RECOVERY (INCHES)	Shelby Tube Collection Location	MOISTURE CONTENT	PID READING (ppm)	SURFACE CONDITIONS: Grass	USCS	WELL INSTALLATION (GROUT / BENTONITE / SANDPACK)
MW-31D		0-8			Moist	0.0	dark brown, SANDY SILT, loose, slight moist, root material	SM	
	2					0.0	lt. brown, orangish-red, and dark gray, CLAY, stiff, high plasticity, some coarse gravel, grading to dark gray, soft	CL	
	4								
	6					0.0			
	8	8-18				0.0	lt. grayish-tan, SAND and CLAY mix, very fine grained, soft	SC	
	10						lt. tan with orange, SAND, very fine grained, loose; grading to pnkish-tan around 15'; grading to lt. tan with orange and black, medium to coarse grained at 18'	SP	
	12					0.0			
	14								
	16					0.0			
	18	18-28							
	20					1.9	lt. grayish-tan to lt. tan		
	22					1.3			
	24						orangish-tan		
	26					3.8			
	28						orangish-tan and grayish-tan with some red		
	30	28-38				3.4			
	32								
	34					4.7	clay lenses appear (white, SILTY CLAY, stiff, no plasticity)	CL	
	36						deep red, orangish-brown, and lt tan		
	38					5.4	lt. tan, pinkish-tan, reddish brown, SILTY SAND, medium grained, loose to compact	SM	
	40	38-48				2.0			
	42								
	44					1.8			
	46						reddish-brown, orangish-brown, and lt. tan		

PROJECT:	DEEP GROUNDWATER INVESTIGATION LOCKHEED MARTIN, MARTIN STATE AIRPORT	**JOB NO.** 112IC01596	**WELL NUMBER** MW-31D	**CLIENT:** LOCKHEED MARTIN CORP, BETHESDA, MARYLAND
		DRILLING METHOD: SONIC		
LOCATION:	MARTIN STATE AIRPORT 701 WILSON POINT ROAD MIDDLE RIVER, MARYLAND	**COMPANY:** BOART LONGYEAR		
		OPERATOR: RODNEY PARR		
		SAMPLING METHOD: CONTINUOUS 4-INCH BY 10-FOOT STEEL SONIC CORE		

WELL SCREEN:	10 SLOT (0.01-INCH) STAINLESS STEEL AT 190' - 200'				
RISER:	SCHEDULE 80 THREADED SOLID PVC CASING	**LOGGED BY:**	DAWN MARKIEWICZ	**DRILLING**	
FILTER PACK:	TYPE I SILICA SAND	**BORING DEPTH:**	228 FEET	**START DATE**	**FINISH DATE**
SEAL:	MEDIUM BENTONITE CHIPS	**DATUM:**			
GROUT:	BENTONITE SLURRY GROUT	**PERMIT NO.**		11/24/2008	12/11/2008

	DEPTH (ft)	SAMPLE INTERVAL	RECOVERY (INCHES)	Shelby Tube Collection Location	MOISTURE CONTENT	PID READING (ppm)	SURFACE CONDITIONS: Grass	USCS	WELL INSTALLATION
MW-31D	48	48-58			Dry	0.8	creme, SANDY CLAY, hard, no plasticity	CL	GROUT / BENTONITE / SANDPACK
	50					3.3			
	52								
	54					1.6			
	56								
	58					4.9	crème, orangish-brown, SILTY CLAY, stiff, no plasticity, some fine sand		
	58	58-68			Moist	2.2	purplish-red, lt. tan grading to primarily lt. tan, SAND, loose, medium grained	SP	
	60								
	62				Dry	2.0	crème, SILTY CLAY, some medium-grained sand, stiff, low plasticity	CL	
	64					5.6			
	66						grading to SILTY CLAYEY SAND, slight loose		
	68					1.1	crème, SILTY CLAY, containing medium grained sand, no plasticity		
	70	68-78			Moist	0.8	lt. tan with purplish-red and yellowish-orange patches, SAND, loose to compact, medium grained	SP	
	72								
	74					1.2			
	76								
	78					1.7			
	80	78-88				2.0			
	82								
	84					3.4			
	86								
	88					15.5	pinkish-brown, SAND, medium grained, loose		
	90	88-98				9.8	yellowish-brown		
	92								
	94					7.2	lt. tan with reddish-brown patches		

PROJECT:	DEEP GROUNDWATER INVESTIGATION LOCKHEED MARTIN, MARTIN STATE AIRPORT	JOB NO. 112IC01596	WELL NUMBER MW-31D	CLIENT: LOCKHEED MARTIN CORP, BETHESDA, MARYLAND
		DRILLING METHOD:	SONIC	
LOCATION:	MARTIN STATE AIRPORT 701 WILSON POINT ROAD MIDDLE RIVER, MARYLAND	COMPANY:	BOART LONGYEAR	
		OPERATOR:	RODNEY PARR	
		SAMPLING METHOD:	CONTINUOUS 4-INCH BY 10-FOOT STEEL SONIC CORE	

WELL SCREEN:	10 SLOT (0.01-INCH) STAINLESS STEEL AT 190' - 200'			DRILLING	
RISER:	SCHEDULE 80 THREADED SOLID PVC CASING	LOGGED BY:	DAWN MARKIEWICZ	START DATE	FINISH DATE
FILTER PACK:	TYPE I SILICA SAND	BORING DEPTH:	228 FEET	11/24/2008	12/11/2008
SEAL:	MEDIUM BENTONITE CHIPS	DATUM:			
GROUT:	BENTONITE SLURRY GROUT	PERMIT NO.			

	DEPTH (ft)	SAMPLE INTERVAL	RECOVERY (INCHES)	Shelby Tube Collection Location	MOISTURE CONTENT	PID READING (ppm)	SURFACE CONDITIONS: Grass	USCS	WELL INSTALLATION (GROUT / BENTONITE / SANDPACK)
MW-31D	96	88-98						SP	
	98				Moist	5.0	pinkish-tan, orangish-brown, lt. tan, CLAYEY SAND, some silt, containing crème clay lenses/noddules, medium grained, becoming dense/compact at 97 ft.	SC	
	100					5.5			
	102	98-108			Dry		crème, yellowish-brown, SILTY CLAY, some sand, hard, no plasticity, contains poorly-sorted coarse gravel	CL	
	104				Moist	5.2	lt. tan, yellow, pink, SAND, medium grained, loose	SP	
	106								
	108				Slight Moist	5.7	crème, yellowish-brown, purplish-red, CLAY, some silt, hard, low plasticity, fine gravel appearing at 108 ft.	CL	
	110								
	112	108-118				5.8			
	114				Moist		lt. tan, yellowish-brown, pink, SAND, fine grained, loose	SP	
	116								
	118					5.9			
	120	118-128				5.1	primarily orange and pinkish-brown		
	122								
	124				Dry	5.3	crème, SILTY CLAY, hard, no plasticity	CL	
	126				Moist		crème with pinkish-brown and orangish-brown, SAND, loose	SP	
	128					5.3	lt. tan and orangish-tan, SAND, fine grained, loose		
	130	128-138			Dry	1.7	crème, SILTY CLAY, hard, no plasticity	CL	
	132				Moist		crème, lt. tan, yellowish-tan, SILTY SAND, fine-grained, compact	SM	
	134					2.3			
	136						1/2-ft: primarily yellowish-brown		
	138					1.7	primarily dark reddish-brown		
	140	138-148				0.9	lt. tan, dark gray, SAND, medium grained, compact	SP	
	142								

PROJECT:	DEEP GROUNDWATER INVESTIGATION LOCKHEED MARTIN, MARTIN STATE AIRPORT	JOB NO.: 112IC01596	WELL NUMBER: MW-31D	CLIENT: LOCKHEED MARTIN CORP, BETHESDA, MARYLAND
		DRILLING METHOD: SONIC		
LOCATION:	MARTIN STATE AIRPORT 701 WILSON POINT ROAD MIDDLE RIVER, MARYLAND	COMPANY: BOART LONGYEAR		
		OPERATOR: RODNEY PARR		
		SAMPLING METHOD: CONTINUOUS 4-INCH BY 10-FOOT STEEL SONIC CORE		
WELL SCREEN: 10 SLOT (0.01-INCH) STAINLESS STEEL AT 190' - 200'				
RISER: SCHEDULE 80 THREADED SOLID PVC CASING		LOGGED BY: DAWN MARKIEWICZ		DRILLING
FILTER PACK: TYPE I SILICA SAND		BORING DEPTH: 228 FEET		START DATE: 11/24/2008 / FINISH DATE: 12/11/2008
SEAL: MEDIUM BENTONITE CHIPS		DATUM:		
GROUT: BENTONITE SLURRY GROUT		PERMIT NO.		

	DEPTH (ft)	SAMPLE INTERVAL	RECOVERY (INCHES)	Shelby Tube Collection Location	MOISTURE CONTENT	PID READING (ppm)	SURFACE CONDITIONS: Grass	USCS	WELL INSTALLATION
MW-31D	144	138-148			Moist	1.1	reddish-brown, SAND, coarse grained, compact, contains poorly sorted coarse gravel; At 145 ft: 1/2-ft of red, CLAY, contains white and yellowish-brown mottles, hard, little to no plasticity, some silt	SP	GROUT / BENTONITE / SANDPACK
	146								
	148					2.3	deep purplish-red		
	150	148-158			Dry to Slight Moist		deep red, reddish-brown, orangish-brown, and white, CLAY, little to no plasticity, stiff	CL	
	152					1.2			
	154								
	156								
	158					1.3			
	160	158-168		13"	Dry	1.2	gray, CLAY mixed with SILTY CLAY, hard, no plasticity, contains lignite		
	162								
	164					0.5			
	166								
	168			9"		0.0			
	170	168-178				0.7	dark gray, SILTY CLAY, some medium grained sand, large amounts of lignite		
	172								
	174					0.9	gray, CLAY, hard, no plasticity		
	176								
	178					0.5	lt. brown, CLAYEY SILT, compact, weak cementation		
	180	178-188				2.0	lt. gray/crème, CLAY, high plasticity, little silt		
	182					2.1	grading to crème, SILTY CLAY, purplish-red and orangish-brown mottles, compact, no plasticity		
	184				Moist	1.3	orangish-brown, SAND, medium-grained, poorly-sorted coarse gravel; contains a 2" crème, CLAYEY SILT, compact	SP	
	186					1.8	orangish-brown, crème, some purplish-red, CLAYEY SILT, loose	ML	
	188						6": COARSE GRAVEL, very poorly-sorted; 3": white, SILTY SAND, fine-grained; 3": pinkish-purple, SAND, fine-grained, loose; white, SAND, loose (to 188) 6" layer at 188': white, CLAYEY SILT, loose	GW / SP	
	190	188-198				2.5	6" layer at 188': white, CLAYEY SILT, loose	ML	
						2.9	tan, orangish-brown, greenish-gray, SAND, medium-grained, loose	SP	
						1.1	white & grayish-tan, SAND, very coarse-grained, loose		

PROJECT:	DEEP GROUNDWATER INVESTIGATION LOCKHEED MARTIN, MARTIN STATE AIRPORT	JOB NO. 112IC01596	WELL NUMBER MW-31D	CLIENT: LOCKHEED MARTIN CORP, BETHESDA, MARYLAND	
		DRILLING METHOD:	SONIC		
LOCATION:	MARTIN STATE AIRPORT 701 WILSON POINT ROAD MIDDLE RIVER, MARYLAND	COMPANY:	BOART LONGYEAR		
		OPERATOR:	RODNEY PARR		
		SAMPLING METHOD:	CONTINUOUS 4-INCH BY 10-FOOT STEEL SONIC CORE		
WELL SCREEN:	10 SLOT (0.01-INCH) STAINLESS STEEL AT 190' - 200'				
RISER:	SCHEDULE 80 THREADED SOLID PVC CASING	LOGGED BY:	DAWN MARKIEWICZ	DRILLING START DATE	DRILLING FINISH DATE
FILTER PACK:	TYPE I SILICA SAND	BORING DEPTH:	228 FEET		
SEAL:	MEDIUM BENTONITE CHIPS	DATUM:			
GROUT:	BENTONITE SLURRY GROUT	PERMIT NO.		11/24/2008	12/11/2008

	DEPTH (ft)	SAMPLE INTERVAL	RECOVERY (INCHES)	Shelby Tube Collection Location	MOISTURE CONTENT	PID READING (ppm)	SURFACE CONDITIONS: Grass	USCS	WELL INSTALLATION
MW-31D	192	188-198			Moist	1.7	orangish-brown pink and white	SP	GROUT BENTONITE SANDPACK
	194								
	196								
	198					1.2	white with some gray, SANDY SILT, loose		
	200	198-208				3.8	tan, brown, SAND, very coarse-grained, contains sub-rounded quartz pebbles		
	202				Wet	2.8	12" layer: pinkish-tan, SILTY GRAVEL, sub-rounded, medium-grained	GM	
	204				Moist to Dry	4.3	white, SILTY CLAY, hard, grading to SILTY SAND, fine-grained, loose	CL	
	206						grading to SILTY-CLAY, stiff		
	208					3.5			
	210	208-218			Dry	1.2	grayish-white, SILTY CLAY, dry, stiff, orangish-brown viens		
	212				Moist	2.6	lt. tan, lt orangish-brown, SAND, fine-grained, loose to compact	SP	
	214				Dry	4.0	6": white, SILTY CLAY, stiff; 3": lt. tan/white CLAYEY SAND, some silt, slight compact; 6": white, SILTY CLAY, stiff, with reddish-orange viens, grading from compact to loose. Becoming compact at 217'; purple and orangish-brown viens appearing at 118'	CL	
	216					2.5			
	218	218-228			Moist	1.3	4": reddish-brown, SAND, slight compact; 2": bright red, CLAY, hard; 6": tan, orangish-brown, reddish-brown, SILTY CLAY, stiff, some fine sand		
	220				Dry	1.5	white, CLAYEY SILT, slight compact		
	222					1.7	grayish-brown, CLAYEY SILT, hard, compact grading to slight compact		
	224								
	226					1.2			
	228								

WELL NO.: MW27 DEEP

Tetra Tech NUS, Inc.

CONFINING LAYER
MONITORING WELL SHEET

PROJECT Lockheed Martin	LOCATION Martin State Airport	DRILLER Rodney Parr	
PROJECT NO. 112IC01596	BORING MW 27DEEP	DRILLING METHOD Rotosonic	
DATE BEGUN 6/25/08	DATE COMPLETED 7/10/08		
FIELD GEOLOGIST D. Hardison		DEVELOPMENT METHOD pump and surge	
GROUND ELEVATION	DATUM		

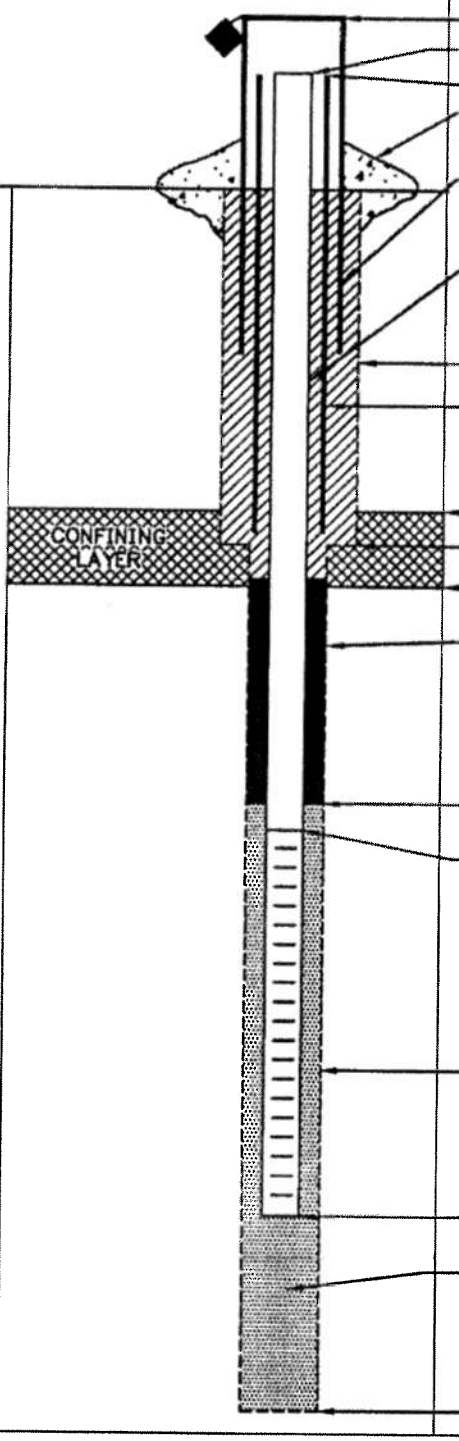

ELEVATION/HEIGHT OF TOP OF SURFACE CASING: / 3'1½" 2'4
ELEVATION/HEIGHT OF TOP OF RISER PIPE: / ~~2'4"~~
ELEVATION/HEIGHT OF TOP OF PERM. CASING: N/A /
TYPE OF SURFACE SEAL: Concrete

I.D. OF SURFACE CASING: ~~N/APH~~ 6inch
TYPE OF SURFACE CASING: ~~N/APH~~ Steel

RISER PIPE I.D.: 2.5 inch
TYPE OF RISER PIPE: Schedule 80 PVC

BOREHOLE DIAMETER: 7inch
Temporary
~~PERM.~~ CASING I.D.: 7inch
TYPE OF CASING AND BACKFILL: Sonic 7" casing Grout well DF (one-step) by WYO-BEN, Inc.

ELEVATION/DEPTH TOP CONFINING LAYER: / 133
ELEVATION/DEPTH BOTTOM OF CASING: (temporary) / 147
ELEVATION/DEPTH BOTTOM CONFINING LAYER: / 165.5

ELEVATION/DEPTH TOP OF SEAL: / 166.66
TYPE OF SEAL: Pure Gold Bentonite Medium Chips

DEPTH TOP OF SAND PACK: 170

ELEVATION/DEPTH TOP OF SCREEN: / 175
TYPE OF SCREEN: 10 slot stainless steel (Johnson) Type 304 2inch ID
TYPE OF SAND PACK: Type I Silica Sand

BOREHOLE DIA. BELOW CASING: 6 inch

ELEVATION/DEPTH BOTTOM OF SCREEN: / 185

ELEVATION/DEPTH BOTTOM OF SAND PACK: / 186
BACKFILL MATERIAL BELOW SAND: Bentonite Pure Gold Medium Chips up to 186' bgs

ELEVATION/DEPTH OF HOLE: / 257

ACAD:FORM_CLMW.dwg 07/20/99 INL

WELL NO.: MW 28 I

Tetra Tech NUS, Inc.

OVERBURDEN MONITORING WELL SHEET STICK-UP

PROJECT Lockheed Martin	LOCATION Martin State Airport	DRILLER Rodney Parr
PROJECT NO. 112IE01596	BORING MW28I	DRILLING METHOD Rotosonic
DATE BEGUN 6/29/08	DATE COMPLETED 7/10/08	DEVELOPMENT METHOD pump and surge
FIELD GEOLOGIST D. Hardison		
GROUND ELEVATION	DATUM	

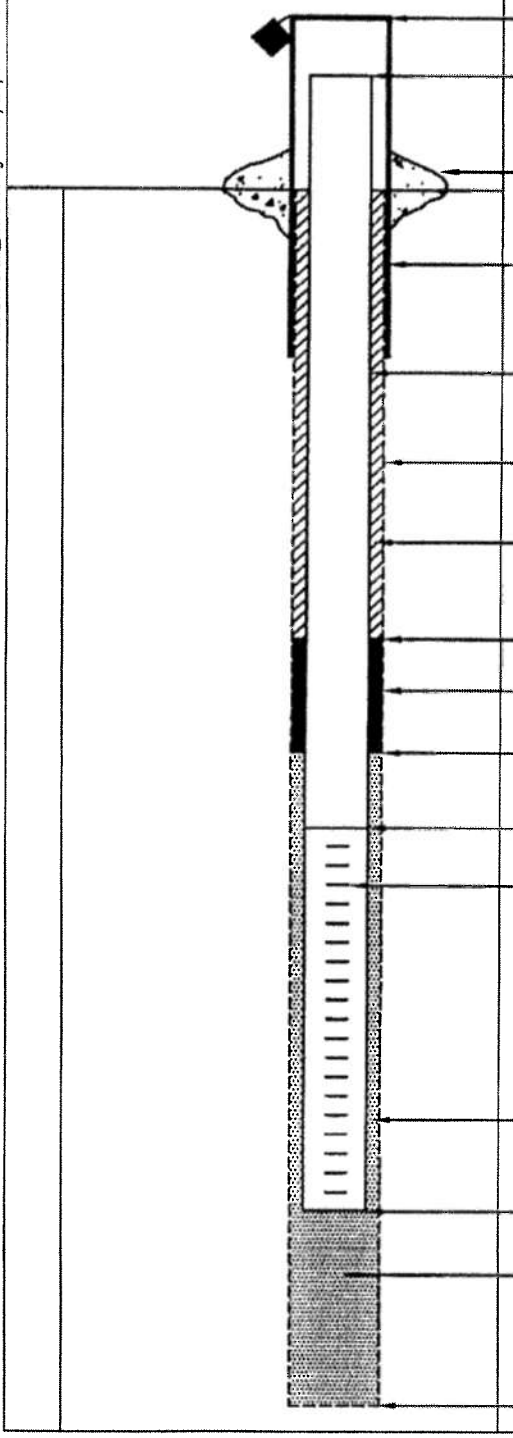

ELEVATION/HEIGHT OF TOP OF SURFACE CASING: 13' 2 3/4"

ELEVATION/HEIGHT OF TOP OF RISER PIPE: 12' 10 3/4"

TYPE OF SURFACE SEAL: Concrete

I.D. OF SURFACE CASING: 6 inch
TYPE OF SURFACE CASING: Steel

RISER PIPE I.D.: 2.5 inch
TYPE OF RISER PIPE: Schedule 80 PVC

BOREHOLE DIAMETER: 7" inch

TYPE OF BACKFILL: Grout Well DF (one step) by WHO-BFN, Inc.

ELEVATION/DEPTH TOP OF SEAL: 134.5

TYPE OF SEAL: Pure Gold Bentonite Medium Chips

DEPTH TOP OF SAND PACK: 36.75

ELEVATION/DEPTH TOP OF SCREEN: 140.33

TYPE OF SCREEN: Schedule 80 PVC, wire wrapped

SLOT SIZE x LENGTH:

I.D. OF SCREEN: 2 inch

TYPE OF SAND PACK: Type I Silica Sand

ELEVATION/DEPTH BOTTOM OF SCREEN: 150.33

ELEVATION/DEPTH BOTTOM OF SAND PACK: 150.33
BACKFILL MATERIAL BELOW SAND: None

ELEVATION/DEPTH OF HOLE: 150.33

ACAD:FORM_MWSU.dwg 07/20/99 INL

WELL NO.: MW29 DEEP

Tetra Tech NUS, Inc.

CONFINING LAYER
MONITORING WELL SHEET

PROJECT: Lockheed Martin	LOCATION: Martin State Airport	DRILLER: Rodney Parr	
PROJECT NO.: 112IC01596	BORING: MW29 DEEP	DRILLING METHOD: Rotosonic	
DATE BEGUN: 6/30/08	DATE COMPLETED: 7/10/08	DEVELOPMENT METHOD: pump and surge	
FIELD GEOLOGIST: D. Hendrickson			
GROUND ELEVATION:	DATUM:		

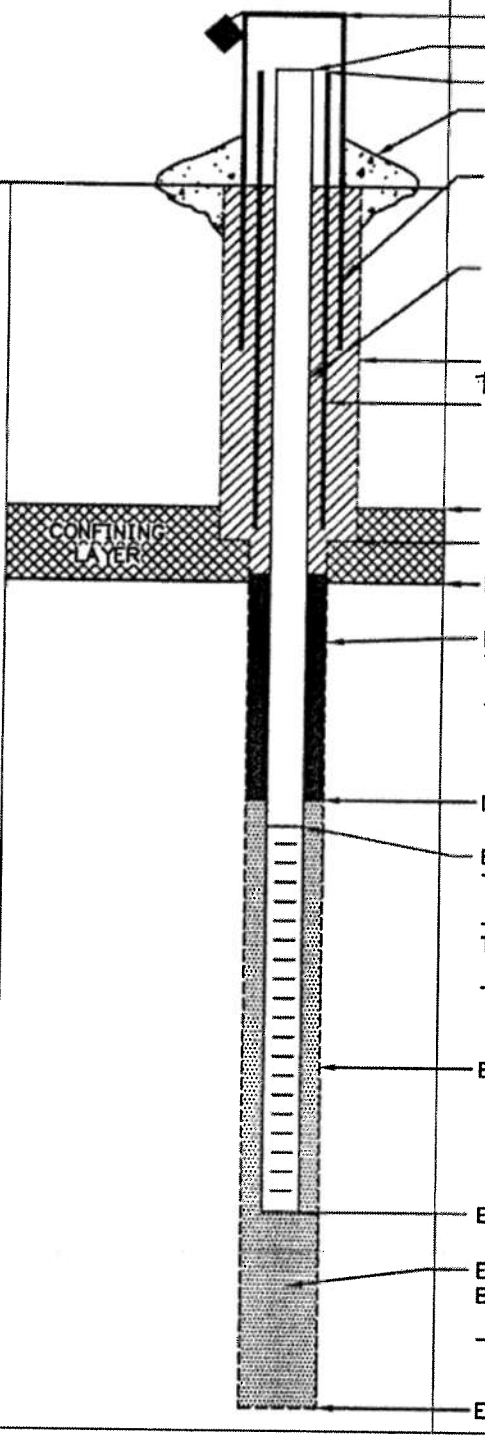

ELEVATION/HEIGHT OF TOP OF SURFACE CASING: 13' 1½"

ELEVATION/HEIGHT OF TOP OF RISER PIPE: 12' 11"

ELEVATION/HEIGHT OF TOP OF PERM. CASING: N/A

TYPE OF SURFACE SEAL: Concrete

I.D. OF SURFACE CASING: 6 inch

TYPE OF SURFACE CASING: Steel

RISER PIPE I.D.: 2.5 inch

TYPE OF RISER PIPE: Schedule 80 PVC

BOREHOLE DIAMETER: 7 inch

PERM. (Temporary) CASING I.D.: 7 inch

TYPE OF CASING AND BACKFILL: Temporary 7" Casing Grout Well DF (one-step) by WHO-REN, Inc.

ELEVATION/DEPTH TOP CONFINING LAYER: 1104

ELEVATION/DEPTH BOTTOM OF CASING: (temporary) 1128

ELEVATION/DEPTH BOTTOM CONFINING LAYER: 1140

ELEVATION/DEPTH TOP OF SEAL: 1143

TYPE OF SEAL: Pure Gold Bentonite Medium chips

DEPTH TOP OF SAND PACK: 145.92

ELEVATION/DEPTH TOP OF SCREEN: 1150

TYPE OF SCREEN: #2 slot stainless steel (Johnson) Type 304 2 inch ID

TYPE OF SAND PACK: Type I silica sand

BOREHOLE DIA. BELOW CASING: 6 inch

ELEVATION/DEPTH BOTTOM OF SCREEN: 1160

ELEVATION/DEPTH BOTTOM OF SAND PACK: 1162

BACKFILL MATERIAL BELOW SAND: Bentonite Pure Gold Medium Chips up to 162' bgs

ELEVATION/DEPTH OF HOLE: 1268

ACAD: FORM_CLMW.dwg 07/20/99 INL

APPENDIX C - MONITORING WELL DEVELOPMENT, PURING AND SAMPLE RECORDS

Tetra Tech NUS, Inc.

MONITORING WELL DEVELOPMENT RECORD

Site: Martin State Airport
Well: MW 27 DEEP
Date Installed: _____
Date Developed: 7/9/08
Dev. Method: Surge and Pump
Pump Type: submersible

Depth to Bottom (ft.): 185
Static Water Level Before (ft.): 4.65
Static Water Level After (ft.): 4.71
Screen Length (ft.): 10
Specific Capacity: _____
Casing ID (in.): 2.5

Project Name: Lockheed Martin
Project Number: 112IF01596
Site Geologist: D. Hamilton
Drilling Co.: Brent Langyear

Time	Estimated Sediment Thickness (Ft.)	Cumulative Water Volume (Gal.)	Water Level Readings (Ft. below TOC)	Temperature (Degrees C)	pH	Specific Conductance (Units ~~ms/cm~~ Conductivity)	Turbidity (NTU)	Remarks (odor, color, etc.)
0740		5	10.08	18.3°	7.80	0.495	>1000	
0748		15	10.05	16.0°	7.33	0.257	>1000	
0800		50	10.04	15.7°	6.36	0.212	>1000	
0817		85	10.07	15.6	6.00	0.154	7[illegible]	
0847		115	6.55	16.3	6.17	0.171	7[illegible]	
0931		135	5.[illegible]	16.3	6.13	0.177	[illegible]	
1016		180	4.81	16.9	6.34	0.157	1000	
1100		275	4.09	16.7	6.19	0.151	450	
1111		[illegible]	5.15	17.2	6.04	0.094	300	
1137		[illegible]	5.61	16.7	6.14	0.105	170	
1153		[illegible]	5.58	16.9	6.21	0.108	130	
1211		315	5.35	16.8	6.19	0.107	100	
1455		355	8.88	17.8	6.31	0.095	360	
1517		370	5.53	17.0	6.09	0.089	140	
1546		460	5.58	17.0	5.99	0.087	70	
1622		426	5.56	16.7	6.01	0.087	50	
1640		440	5.57	16.9	6.03	0.088	45	
1655		450	5.58	16.9	6.01	0.089	45	
1713		470	5.57	16.8	6.01	0.087	45	

Tetra Tech NUS, Inc.

MONITORING WELL DEVELOPMENT RECORD

Site: Martin State Airport
Well: MW 39I
Date Installed: _____
Date Developed: 7/9/08
Dev. Method: Surge and Pump
Pump Type: Submersible

Depth to Bottom (ft.): 50
Static Water Level Before (ft.): 5.02
Static Water Level After (ft.): 4.86
Screen Length (ft.): 10
Specific Capacity: _____
Casing ID (in.): 2.5

Project Name: Lockheed Martin
Project Number: 112IC01596
Site Geologist: D. Hamilton
Drilling Co.: Boart Longyear

Time	Estimated Sediment Thickness (Ft.)	Cumulative Water Volume (Gal.)	Water Level Readings (Ft. below TOC)	Temperature (Degrees C)	pH	~~Specific Conductance~~ (Units mS/cm) Conductivity	Turbidity (NTU)	Remarks (odor, color, etc.)
0750		10	17.4	16.6	6.05	0.476	>1000	
0936		25	20.81	16.9	5.43	0.269	>1000	
1044		55	22.18	16.7	5.28	0.192	>1000	
1125		75	24.98	16.7	5.20	0.156	500	
1205		90	15.79	16.9	5.19	0.142	110	
1512		120	27.96	16.6	5.26	0.139	160	
1540		140	28.1	16.8	5.05	0.129	60	
1619		160	26.3	17.4	5.06	0.131	22	
1639		178	25.7	17.1	5.05	0.123	13	
1653		189	24.6	17.3	5.05	0.125	8	
1713		200	23.9	17.1	5.05	0.127	5	

Tetra Tech NUS, Inc.

MONITORING WELL DEVELOPMENT RECORD

Site: Martin State Airport
Well: MW 29 DEEP
Date Installed: ~~6~~ 7/8/98
Date Developed: 7/10/98
Dev. Method: Surge and pump
Pump Type: Submersible
Depth to Bottom (ft.): 160
Static Water Level Before (ft.): ____
Static Water Level After (ft.): 12.34
Screen Length (ft.): 10
Specific Capacity: ____
Casing ID (in.): 2.5"
Project Name: Lockheed Martin
Project Number: 112 IC 01596
Site Geologist: D. Herdiser
Drilling Co.: Boart Longyear

Time	Estimated Sediment Thickness (Ft.)	Cumulative Water Volume (Gal.)	Water Level Readings (Ft. below TOC)	Temperature (Degrees C)	pH	~~Specific Conductance~~ (Units mS/cm) Conductivity	Turbidity (NTU)	Remarks (odor, color, etc.)
0748		27	17.47	16.8	5.88	0.163	>1000	
0820		90	18.15	16.6	5.46	0.097	>1000	
0857		190	18.47	16.3	5.68	0.090	>1000	
0953		355	18.7	16.6	5.75	0.085	>1000	
1007		375	12.85	16.3	5.56	0.064	>1000	
1026		~~395~~ 390	12.76	16.3	5.53	0.072	707	
1043		~~410~~ 405	12.65	16.4	5.58	0.071	610	
1112		~~425~~ 415	12.57	16.6	5.59	0.070	609	
1135		430	12.55	16.6	5.65	0.068	564	
1200		440	12.62	16.5	5.71	0.065	~~565~~ 740	
1221		450	12.58	17.1	6.06	0.063	200	
1241		460	12.60	16.6	5.97	0.061	200	
1359		490	12.57	17.4	5.96	0.061	210	
1432		~~505~~ 515	12.53	16.9	5.94	0.060	200	
1535		~~535~~ 575	12.35	17.9	5.80	0.046	250	

55
x 8
440
495
520

Tetra Tech NUS, Inc.

GROUNDWATER SAMPLE LOG SHEET

Project Site Name: Martin State Airport
Project No.: 112EC01160

[] Domestic Well Data
[X] Monitoring Well Data
[] Other Well Type:
[] QA Sample Type:

Sample ID No.: Omw-27Deep-080808
Sample Location: Omw-27 Deep
Sampled By: VP
C.O.C. No.:
Type of Sample:
[] Low Concentration
[] High Concentration

SAMPLING DATA:

Date: 8-8-08 / Time: 1221 / Method: Ground water pump	Color (Visual)	pH (S.U.)	S.C. (mS/cm)	Temp. (°C)	Turbidity (NTU)	DO (mg/l)	Salinity (%)	Other ORP
	Gray	7.8	37	14.6	750	0.00	0.0	-199

PURGE DATA:

Date: 8-8-08	Volume	pH	S.C.	Temp.	Turbidity	DO	Salinity	Other
Method: Ground water pump								
Monitor Reading (ppm): 0.0								
Well Casing Diameter & Material Type: 2" PVC		See Low Flow Purge Data sheet						
Total Well Depth (TD):								
Static Water Level (WL): 5.60								
One Casing Volume(gal/L):								
Start Purge (hrs): 1120								
End Purge (hrs): 1216								
Total Purge Time (min): 56								
Total Vol. Purged (gal/L): 8.5								

SAMPLE COLLECTION INFORMATION:

Analysis	Preservative	Container Requirements	Collected
VOCs	HCl	3 - 40 ml Vials	✓
TAL metals	HNO3	1 - 500 ml Poly	✓
Diss metals	HNO3	1 - 500 ml Poly	✓
1,4 Dioxane	ICE	2 - 1L Ambers	✓
Hex Chrom	ICE	1 - 250 ml Poly	✓

OBSERVATIONS / NOTES:

Circle if Applicable:

MS/MSD — Duplicate ID No.:

Signature(s):

LOW FLOW PURGE DATA SHEET

PROJECT SITE NAME: Martin State Airport
PROJECT NUMBER: 112IC01660
WELL ID.: DMW 27 Deep-080808
DATE: 8-8-08

Time (Hrs.)	Water Level (Ft. below TOC)	Flow (mL/Min.)	pH (S.U.)	S. Cond. (mS/cm)	Turb. (NTU)	DO (mg/L)	Temp. (Celcius)	ORP mV	Salinity % or ppt	Comments
1020	5.60									
1121	5.60	300	6.8	42	3.2	4.50	17.1	-67	0.0	clear water
1126	5.60	300	7.5	35	650	1.88	15.8	-150	0.0	Gray water
1131	5.60	300	7.6	33	752	0.83	15.2	-154	0.0	" " "
1136	5.60	300	7.7	33	750	0.32	14.9	-167	0.0	" " "
1141	5.60	300	7.7	36	750	0.00	14.8	-173	0.0	" " "
1146	5.60	300	7.8	41	750	0.00	14.9	-178	0.0	" " "
1151	5.60	300	7.8	41	750	0.00	14.6	-182	0.0	" " "
1156	5.60	300	7.8	38	750	0.00	14.5	-188	0.0	" " "
1201	5.60	300	7.8	38	752	0.00	14.6	-192	0.0	" " "
1206	5.60	300	7.8	37	750	0.00	14.5	-196	0.0	" " "
1211	5.60	300	7.8	36	750	0.00	14.6	-198	0.0	" " "
1216	5.60	300	7.8	37	750	0.00	14.6	-199	0.0	" " "
			well parameters stabilized							
			Sampling Begins							

SIGNATURE(S): Walt

Tetra Tech NUS, Inc.

GROUNDWATER SAMPLE LOG SHEET

Project Site Name: Manton State Airport
Project No.: 112IC01660

[] Domestic Well Data
[X] Monitoring Well Data
[] Other Well Type:
[] QA Sample Type:

Sample ID No.: OMW-28F-080808
Sample Location: OMW-28F
Sampled By: WP
C.O.C. No.:
Type of Sample:
[] Low Concentration
[] High Concentration

SAMPLING DATA:

	Color	pH	S.C.	Temp.	Turbidity	DO	Salinity	Other
Date: 8-8-08	(Visual)	(S.U.)	(mS/cm)	(^{0}C)	(NTU)	(mg/l)	(%)	ORP
Time: 1036								
Method: Ground water pump	Slightly	5.8	38	15.0	14	0.00	0.0	-73

PURGE DATA:

	Volume	pH	S.C.	Temp.	Turbidity	DO	Salinity	Other
Date: 8-8-08								
Method: Ground water pump								
Monitor Reading (ppm): 0.0								
Well Casing Diameter & Material Type: 2" PVC			SCC Low Flow Purge					
Total Well Depth (TD): 50.0								
Static Water Level (WL): 6.30			Data Sheet					
One Casing Volume(gal/L):								
Start Purge (hrs): 0930								
End Purge (hrs): 1031								
Total Vol. Purged (gal/L): 8.0								

SAMPLE COLLECTION INFORMATION:

Analysis	Preservative	Container Requirements	Collected
VOCs	HCl	3 - 40 ml Vials	✓
TAL Metals	HNO3	1 - 500 ml Poly	✓
Diss metals	HNO3	1 - 500 ml Poly	✓
1,4 Dioxane	ICE	2 - 1L Ambers	✓
Hex Chrom	ICE	1 - 250 ml Poly	✓

OBSERVATIONS / NOTES:

Circle if Applicable:

MS/MSD

Duplicate ID No.:

Signature(s):

LOW FLOW PURGE DATA SHEET

PROJECT SITE NAME: Martin State Airport
PROJECT NUMBER: 112IC01660
WELL ID.: DMW-mw28I-080808
DATE: 8-8-08

Time (Hrs.)	Water Level (Ft. below TOC)	Flow (mL/Min.)	pH (S.U.)	S. Cond. (mS/cm)	Turb. (NTU)	DO (mg/L)	Temp. (Celcius)	ORP mV	Salinity % or ppt	Comments
0930	6.30	—	—	—	—	—	—	—	—	Initial, no odor
0931	7.50	500	6.0	39	650	0.21	15.3	-30	0.0	Cloudy water
0936	7.35	300	5.9	46	450	0.00	15.4	-56	0.0	" " "
0941	7.55	400	5.9	50	180	0.00	15.0	-75	0.0	" " "
0946	7.40	300	6.0	49	75	0.00	15.3	-83	0.0	Slightly cloudy
0951	7.35	300	6.0	45	55	0.00	15.4	-84	0.0	" " "
0956	7.35	300	6.0	41	45	0.00	15.4	-82	0.0	" " "
1001	7.35	300	6.0	40	40	0.00	15.2	-78	0.0	" " "
1006	7.35	300	6.0	38	33	0.00	15.2	-76	0.0	" " "
1011	7.35	300	5.9	36	25	0.00	15.2	-74	0.0	" " "
1016	7.35	300	5.9	36	22	0.00	15.1	-72	0.0	" " "
1021	7.35	300	5.9	~~38~~ 36	14	0.00	15.4	-72	0.0	" " "
1026	7.35	300	5.9	37	14	0.00	14.8	-73	0.0	" " "
1031	7.35	300	5.8	39	14	0.00	15.0	-73	0.0	" " "
			Well Parameters Stabilized →							
			Sampling Begins →							

SIGNATURE(S): [signature]

Tetra Tech NUS, Inc.

GROUNDWATER SAMPLE LOG SHEET

Project Site Name: Martin State Airport
Project No.: 112IC01660

Sample ID No.: DMW-29 Deep-080809
Sample Location: DMW 29 Deep
Sampled By: MP
C.O.C. No.:
Type of Sample:
[] Low Concentration
[] High Concentration

[] Domestic Well Data
[] Monitoring Well Data
[] Other Well Type:
[] QA Sample Type:

SAMPLING DATA:

Date: 8-8-09 / Time: 1527 / Method: Groundwater pump	Color (Visual)	pH (S.U.)	S.C. (mS/cm)	Temp. (°C)	Turbidity (NTU)	DO (mg/l)	Salinity (%)	Other ORP
	Slightly	4.5	6	14.6	33	5.18	0.0	295

PURGE DATA:

Date: 8-8-09	Volume	pH	S.C.	Temp.	Turbidity	DO	Salinity	Other
Method: Groundwater pump								
Monitor Reading (ppm): 0.0								
Well Casing Diameter & Material Type: 2" PVC		See Low Flow Purge Data Sheet						
Total Well Depth (TD):								
Static Water Level (WL): 11.60								
One Casing Volume(gal/L):								
Start Purge (hrs): 1426								
End Purge (hrs): 1522								
Total Vol. Purged (gal/L): 14.0								

SAMPLE COLLECTION INFORMATION:

Analysis	Preservative	Container Requirements	Collected
VOCs	HCl	3 - 40 ml Vials	✓
TAL metals	HNO3	1 - 500 ml Poly	✓
Diss metals	HNO3	1 - 500 ml Poly	✓
1,4 Dioxane	ICE	2 - 1L Ambers	✓
Hex Chrom	ICE	1 - 250 ml Poly	✓

OBSERVATIONS / NOTES:

Circle if Applicable:

MS/MSD	Duplicate ID No.:
✓	

Signature(s):

LOW FLOW PURGE DATA SHEET

PROJECT SITE NAME: Martin State Airport
PROJECT NUMBER: WRIC 01660

WELL ID.: Dmw - 29 Deep - 080808
DATE: 8-8-08

Time (Hrs.)	Water Level (Ft. below TOC)	Flow (mL/Min.)	pH (S.U.)	S. Cond. (mS/cm)	Turb. (NTU)	DO (mg/L)	Temp. (Celcius)	ORP mV	Salinity % or ppt	Comments
1426	11.60									Initial, no odor
1427	11.75	300	6.5	17	14	4.30	15.9	143	0.0	Slightly Cloudy
1432	11.75	300	5.5	13	2.0	3.70	14.8	185	0.0	Clear water
1437	11.75	300	5.2	10	1.2	3.95	14.7	210	0.0	" " "
1442	11.75	300	5.0	9	1.5	4.11	14.5	236	0.0	" " "
1447	11.75	300	4.9	9	1.2	4.28	14.5	250	0.0	" " "
1452	11.75	300	4.7	8	1.3	4.71	14.7	266	0.0	" " "
1457	11.75	300	4.6	7	7.9	4.85	14.7	279	0.0	" " "
1502	11.75	300	4.6	6	14	4.88	14.6	287	0.0	Slightly Cloudy
1507	11.75	300	4.5	6	23	5.02	14.5	295	0.0	" " "
1512	11.75	300	4.5	6	32	5.10	14.6	297	0.0	" " "
1517	11.75	300	4.5	6	33	5.17	14.6	297	0.0	" " "
1522	11.75	300	4.5	6	33	5.18	14.6	295	0.0	" " "
			Well Parameter Stabilization Sampling Begins							

SIGNATURE(S): Walt & Pe

Tetra Tech NUS, Inc.

GROUNDWATER SAMPLE LOG SHEET

Project Site Name: Mcentire State Airport
Project No.: 112IC01596-08

Sample ID No.: MW30 Deep 01406
Sample Location: MW30 Deep
Sampled By: MP
C.O.C. No.:

[] Domestic Well Data
[X] Monitoring Well Data
[] Other Well Type:
[] QA Sample Type:

Type of Sample:
[] Low Concentration
[] High Concentration

SAMPLING DATA:

Date: 1-14-09	Color	pH	S.C.	Temp.	Turbidity	DO	Salinity	Other
Time: 1541	(Visual)	(S.U.)	(mS/cm)	(^{0}C)	(NTU)	(mg/l)	(%)	ORP
Method: whale pump	Clear	6.79	0.093	13.46	1.76	0.38	0.00	22

PURGE DATA:

Date: 1-14-09	Volume	pH	S.C.	Temp.	Turbidity	DO	Salinity	Other
Method: whale pump								
Monitor Reading (ppm): 0.0								
Well Casing Diameter & Material								
Type: 2" PVC			SEE Low Flow purge					
Total Well Depth (TD): —								
Static Water Level (WL): 7.35			Data Sheet					
One Casing Volume(gal/L): —								
Start Purge (hrs): 1445								
End Purge (hrs): 1536								
Total Purge Time (min): 51								
Total Vol. Purged (gal/L): 10.0								

SAMPLE COLLECTION INFORMATION:

Analysis	Preservative	Container Requirements	Collected
VOCs	HCl	3 - 40 ml VOA	✓
SVOCs	ICE	3 - 1L Ambers	—
TAL Metals	HNO3	1 - 500 ml Poly	—

OBSERVATIONS / NOTES:

Circle if Applicable:

MS/MSD —

Duplicate ID No.: —

Signature(s):

Matt R

LOW FLOW PURGE DATA SHEET

PROJECT SITE NAME: Marion State Airport
PROJECT NUMBER: 112EC01596-08

WELL ID.: MW30 Deep-011409
DATE: 1-14-09

Time (Hrs.)	Water Level (Ft. below TOC)	Flow (mL/Min.)	pH (S.U.)	S. Cond. (mS/cm)	Turb. (NTU)	DO (mg/L)	Temp. (Celcius)	ORP mV	Salinity % or ppt	Comments
1445	7.35	—	—	—	—	—	—	—	—	Initial, no data
1446	7.45	300	9.29	0.111	8.92	8.57	10.53	-12	0.00	Clear water
1451	7.40	300	9.99	0.098	2.58	1.30	12.59	-35	0.00	
1456	7.40	300	9.50	0.094	3.43	5.79	12.01	4	0.00	
1501	7.40	300	9.17	0.095	1.60	1.04	13.26	15	0.00	
1506	7.40	300	8.99	0.095	1.07	0.37	13.15	20	0.00	
1511	7.40	300	8.87	0.095	1.31	0.36	13.39	23	0.00	
1516	7.40	300	8.85	0.095	2.17	0.34	13.37	23	0.00	
1521	7.40	300	8.81	0.095	1.58	0.32	13.30	23	0.00	
1526	7.40	300	8.79	0.094	1.72	0.36	13.36	23	0.00	
1531	7.40	300	8.79	0.094	1.68	0.36	13.38	23	0.00	
1536	7.40	300	8.79	0.093	1.70	0.38	13.46	22	0.00	
			Well Parameters Stabilized							
					Sampling Begin					

SIGNATURE(S): Walt

Tetra Tech NUS, Inc.

GROUNDWATER SAMPLE LOG SHEET

Project Site Name: Martin State Airport
Project No.: 112IC01596-09

Sample ID No.: MW31 DUP
Sample Location: MW30 DUP
Sampled By: LP
C.O.C. No.:

[] Domestic Well Data
[X] Monitoring Well Data
[] Other Well Type:
[] QA Sample Type:

Type of Sample:
[] Low Concentration
[] High Concentration

SAMPLING DATA:

Date: 1-14-09	Color	pH	S.C.	Temp.	Turbidity	DO	Salinity	Other
Time: 1149	(Visual)	(S.U.)	(mS/cm)	(^{0}C)	(NTU)	(mg/l)	(%)	ORP
Method: Whale Pump	Cloudy	13.55	0.336	13.22	>999	0.00	0.01	-263

PURGE DATA:

Date: 1-14-09	Volume	pH	S.C.	Temp.	Turbidity	DO	Salinity	Other
Method: Whale Pump								
Monitor Reading (ppm): 0.0								
Well Casing Diameter & Material Type: 2" PVC			See Low Flow Purge Data Sheet					
Total Well Depth (TD): —								
Static Water Level (WL): 7.05								
One Casing Volume(gal/L): —								
Start Purge (hrs): 1033								
End Purge (hrs): 1144								
Total Purge Time (min): 72								
Total Vol. Purged (gal/L): 10.0								

SAMPLE COLLECTION INFORMATION:

Analysis	Preservative	Container Requirements	Collected
VOCs	HCl	3 - 40 ml VOA	✓
SVOCs	ICE	3 - 1L Ambers	✓
Tot Metals	HNO3	1 - 500 ml Poly	✓
Diss metals		1 - 500 ml Poly	✓

OBSERVATIONS / NOTES:

Circle if Applicable:

MS/MSD — Duplicate ID No.: —

Signature(s):

LOW FLOW PURGE DATA SHEET

PROJECT SITE NAME: Martin State Airport
PROJECT NUMBER: 112IC01596-08
WELL ID.: 31 MW ~~30~~ Deep
DATE: 1-14-09

Time (Hrs.)	Water Level (Ft. below TOC)	Flow (mL/Min.)	pH (S.U.)	S. Cond. (mS/cm)	Turb. (NTU)	DO (mg/L)	Temp. (Celcius)	ORP mV	Salinity % or ppt	Comments
1033	7.05	—	—	—	—	—	—	—	—	Initial, no odor
1034	7.10	300	9.76	0.334	>999	0.09	18.02	-21	0.01	Cloudy water
1039	7.05	300	11.71	0.333	>999	0.00	12.63	-130	0.01	
1044	7.05	300	12.09	0.331	>999	0.00	12.28	-151	0.01	
1049	7.05	300	12.64	0.333	>999	0.00	11.50	-183	0.01	
1054	7.05	300	12.99	0.330	>999	0.00	11.02	-203	0.01	
1059	7.05	300	13.14	0.328	>999	0.00	11.23	-214	0.01	
1104	7.05	300	13.25	0.330	>999	0.00	11.77	-226	0.01	
1109	7.05	300	13.35	0.333	>999	0.00	11.34	-230	0.01	
1114	7.05	300	13.46	0.331	>999	0.00	11.70	-236	0.01	
1119	7.05	300	13.44	0.330	>999	0.00	11.72	-240	0.01	
1124	7.05	300	13.47	0.332	>999	0.00	13.15	-253	0.01	
1134 ~~1129~~	7.05	300	13.52	0.332	>999	0.00	13.15	-256	0.01	
1139	7.05	300	13.53	0.330	>999	0.00	13.20	-260	0.01	
1144	7.05	300	13.55	0.330	>999	0.00	13.22	-263	0.01	
		Well Parameters Stabilized →								
				Sampling Begins →						

SIGNATURE(S): Well

APPENDIX D - GROUNDWATER LEVEL RECORD SHEET

Tetra Tech NUS, Inc.

GROUNDWATER LEVEL MEASUREMENT SHEET

Project Name: Mardin State Airport
Project No.: 112IC01596-08
Location: [redacted] MSA
Personnel: Walt Peyton
Weather Conditions: Sunny 21°
Measuring Device: Water Level meter
Tidally Influenced: Yes ___ No ___
Remarks:

Well or Piezometer Number	Date	Time	Elevation of Reference Point (feet)*	Total Well Depth (feet)*	Water Level Indicator Reading (feet)*	Thickness of Free Product (feet)*	Groundwater Elevation (feet)*	Comments
MW 27 Deep	1-14-09	0956			5.10			
MW 28I [redacted]	↓	0957			5.80			
MW 29 Deep		0946			11.25			
MW 31 Deep		0939			7.05			
MW 30 Deep		0942			7.35			

* All measurements to the nearest 0.01 foot

APPENDIX E – WELL SURVEY REPORTS

Monitoring Wells--Lockheed Martin Site

Horizontal Datum= Maryland State Plane Coordinates NAD83

Vertical Datum=NAVD88

Well	Northing (Y)	Easting (X)	Elevation (Casing)	Elevation (Riser S)	Elevation (Riser I)	Elevation (Riser D)
MW14	605129.85	1479550.68	11.97		11.72	11.56
MW15	605010.96	1479028.29	8.94	8.60	8.79	8.77
MW16	605086.42	1479248.84	10.50	10.20	10.06	10.22
MW17	605112.67	1479358.32	7.99	7.61	7.68	7.56
MW18	604930.77	1479645.06	9.22	8.89	8.91	
MW18	604934.54	1479642.31	9.15			8.88
MW19	604152.70	1479701.18	8.46		7.90	7.94
MW20	604630.96	1479397.95	12.63	12.44	12.39	12.40
MW21	604467.75	1479303.22	11.30		10.83	10.78
MW22	604442.07	1479112.84	11.47		11.01	11.02
MW23	604237.13	1479295.12	10.33	10.01	10.07	10.03
MW24	603945.66	1479375.24	8.19	7.72	7.68	
MW25	604510.08	1478812.44	10.10	9.69	9.72	
MW26	604726.41	1479035.39	12.04	11.72	11.67	11.66
MW27	605114.25	1479032.00	8.65			8.39
MW28	605110.61	1479027.89	8.99		8.65	
MW29	603774.77	1480488.41	11.66			11.43
OW1	604638.50	1479781.82	18.48		18.06	
OW1	604674.97	1479817.26	19.40		19.11	
RW1	604677.77	1479813.39	19.29		18.97	
RW1	604662.81	1479782.43	18.69		18.44	

Lockheed Martin Site -- January 2009

Horizontal Datum= Maryland State Plane Coordinates NAD83

Vertical Datum=NAVD88

Well	Northing (Y)	Easting (X)	Elevation ((	RISER A	RISER B	RISER C (or DEEP)
MW30D	603825.46	1479645.71	8.58			8.26
MW31D	603747.78	1480099.58	7.29			6.95
MW88AB	606732.92	1473090.42	24.68	24.28	24.40	

APPENDIX F – GEOTECHNICAL ANALYSES RESULTS

FINDING

GPL LABORATORIES, LLLP

08-1113

7210A Corporate Court
Frederick, MD 21703
(301) 694-5310
Fax (301) 620-0731

Proj [redacted] - Tetra Tech Martin State Airport

Contract #/Billing Reference	1 of 1 Pgs.

Project: MARTIN STATE AIRPORT
Client: TETRA TECH
Send Results To: DEV MURTHI
Address: 20251 CENTURY BLVD SUITE200
GERMANTOWN, MD. 20874
Phone: 301 528 5552

Sample ID#	Date Sampled	Time Sampled	Sample Matrix	Sampler's Initials	Turnaround Time	# of Containers	Container Type	Preservative Used	Type of Analysis: GRAIN SIZE W/ HYDROMETER ASTM D422	Type of Analysis: MOISTURE CONTENT ASTM D2216	Type of Analysis: ATTERBERG LIMITS ASTM D4318	Type of Analysis: VERTICAL PERMEABILITY TEST W/ FLEX WALL PARAMETERS ASTM D5084	Lab Cooler No.	CLIENT COMMENTS
MW-31D-158	12/2/08	1430	SOIL	DM	STANDARD	1 CORE	SHELBY	NONE	X	X	X	X		
MW-31D-168	12/3/08	1145	SOIL	DM		1 CORE			X	X	X	X		
MW-30D-78	12/9/08	0953	SOIL	DM		1 CORE			X	X	X	X		
MW-30D-168	12/10/08	1530	SOIL	DM		1 CORE			X	X	X	X		

Relinquished By:	Date/Time	Received By:	Relinquished By:	Received for Laboratory By:	Date/Time
	12/23/08 0930				12/23/08 9:30
Relinquished By:	Date/Time	Received By:	Date/Time / Shipper:	Airbill No.:	
Relinquished By:	Date/Time	Received By:	Lab Comments:		Temp:

G.P. W.O. _____

Particle Size Distribution Report

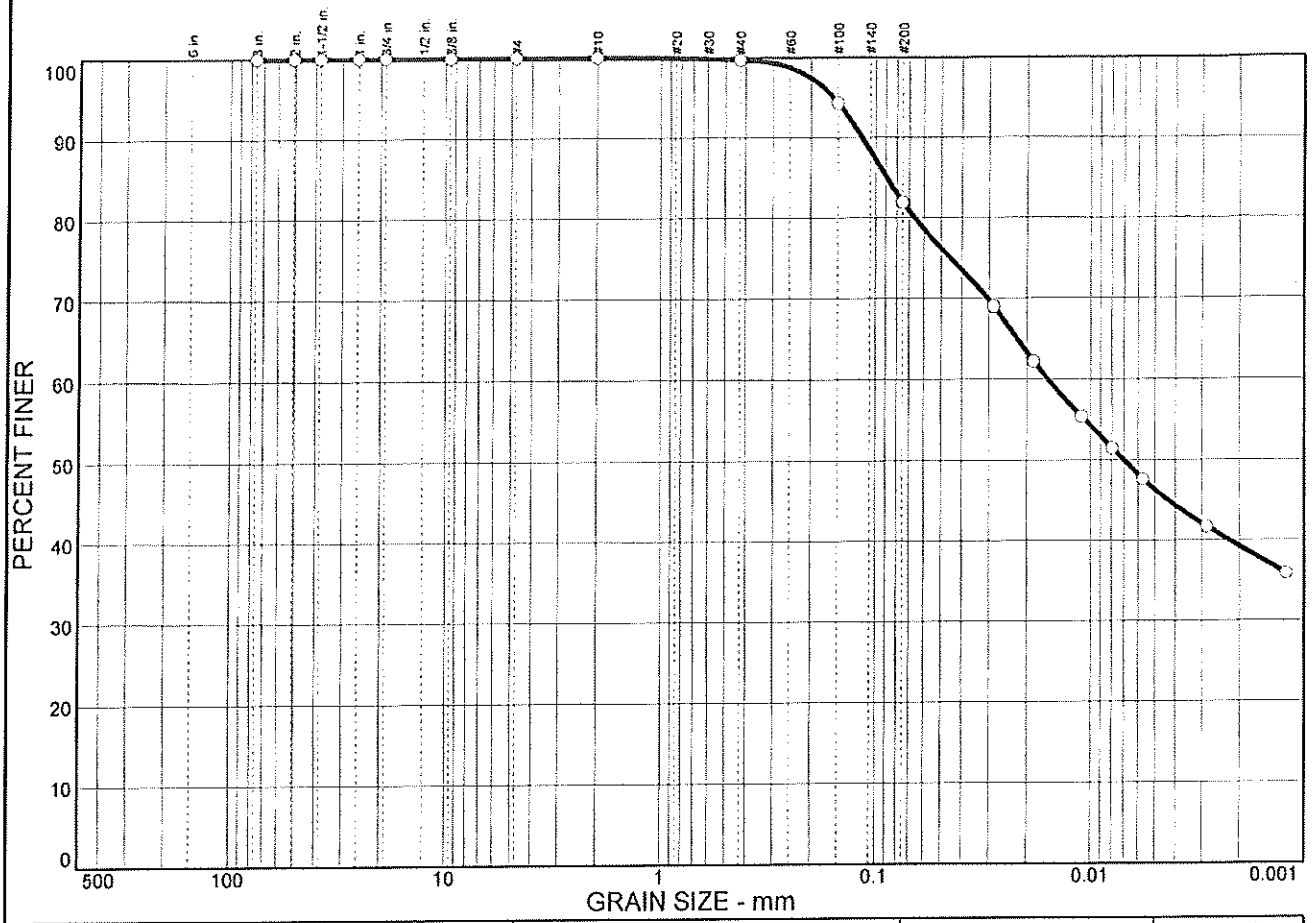

% COBBLES	% GRAVEL	% SAND	% SILT	% CLAY
0.0	0.0	18.1	35.6	46.3

SIEVE SIZE	PERCENT FINER	SPEC.* PERCENT	PASS? (X=NO)
3 in.	100.0		
2 in.	100.0		
1 - 1/2 in.	100.0		
1 in.	100.0		
3/4 in.	100.0		
3/8 in.	100.0		
#4	100.0		
#10	100.0		
#40	99.7		
#100	94.3		
#200	81.9		

* (no specification provided)

Soil Description

Red with light gray & yellow brown lean clay with sand

Atterberg Limits

PL= 18 LL= 42 PI= 24

Coefficients

D_{85}= 0.0891 D_{60}= 0.0160 D_{50}= 0.0070
D_{30}= D_{15}= D_{10}=
C_u= C_c=

Classification

USCS= CL AASHTO= A-7-6(19)

Remarks

Sample No.: I **Source of Sample:** **Date:** 01/06/2009
Location: Martin State Airport - MW-30D-78 **Elev./Depth:**

Client: Tetra Tech, Inc.
Project: Martin State Airport
Project No.: 08-113 Figure

FLEXIBLE WALL PERMEAMETER

		BEFORE TEST		BEFORE TESTING		AFTER TESTING	
SAMPLE	MW-30D-78	AVE. LENGTH	2.11	CAN		CAN	
CHAMBER	1	AVE. DIAMETER	2.857	WET+CAN	124.49	WET+CAI	555.4
		AREA	41.4	DRY+CAN	115.72	DRY+CAI	491.5
		AFTER TEST		CAN WT.	46.63	CAN WT	46
		AVE. LENGTH	2.128	% MOIST.	12.7%	% MOIS	16.00%
		AVE. DIAMETER	2.887	SAM. WT.	500.8	SAM. W	509.6
CTRL-D FOR		AREA	42.23	DRY DEN.	125.0 PCF	DRY DEN.	
DATE AND TIME							

DATE	TIME	LOWER BURETTE READING	UPPER BURETTE READING	CELL PRESS.	LOWER CAP PRESS.	UPPER CAP PRESS.	AVE PRESS. DIF.	GRAD i	FLOW IN	FLOW OUT	AVE FLOW	PERMEABILITY
01/05	09:18 AM	7.7	41.5	50.0	47.0	45.0	2.5	32.89				
01/05	03:58 PM	8.4	40.8	50.0	47.0	45.0	2.5	32.75	0.6	0.7	0.7	2.08E-08
01/06	07:20 AM	10.1	39.3	50.0	47.0	45.0	2.5	32.30	1.8	1.5	1.6	2.20E-08
01/07	07:39 AM	12.5	36.8	50.0	47.0	45.0	2.4	31.50	2.4	2.5	2.5	2.15E-08
01/07	04:55 PM	13.4	35.8	50.0	47.0	45.0	2.4	30.83	0.9	1.0	1.0	2.23E-08

Average Permeability **2.2E-08** cm/sec
Undisturbed Tube Sample
Tested per ASTM D5084 Method A
Permeant: Deaired Tap Water

Client: Tetra Tech, Inc.
Project: Martin State Airport

Project No.: 08-113

Particle Size Distribution Report

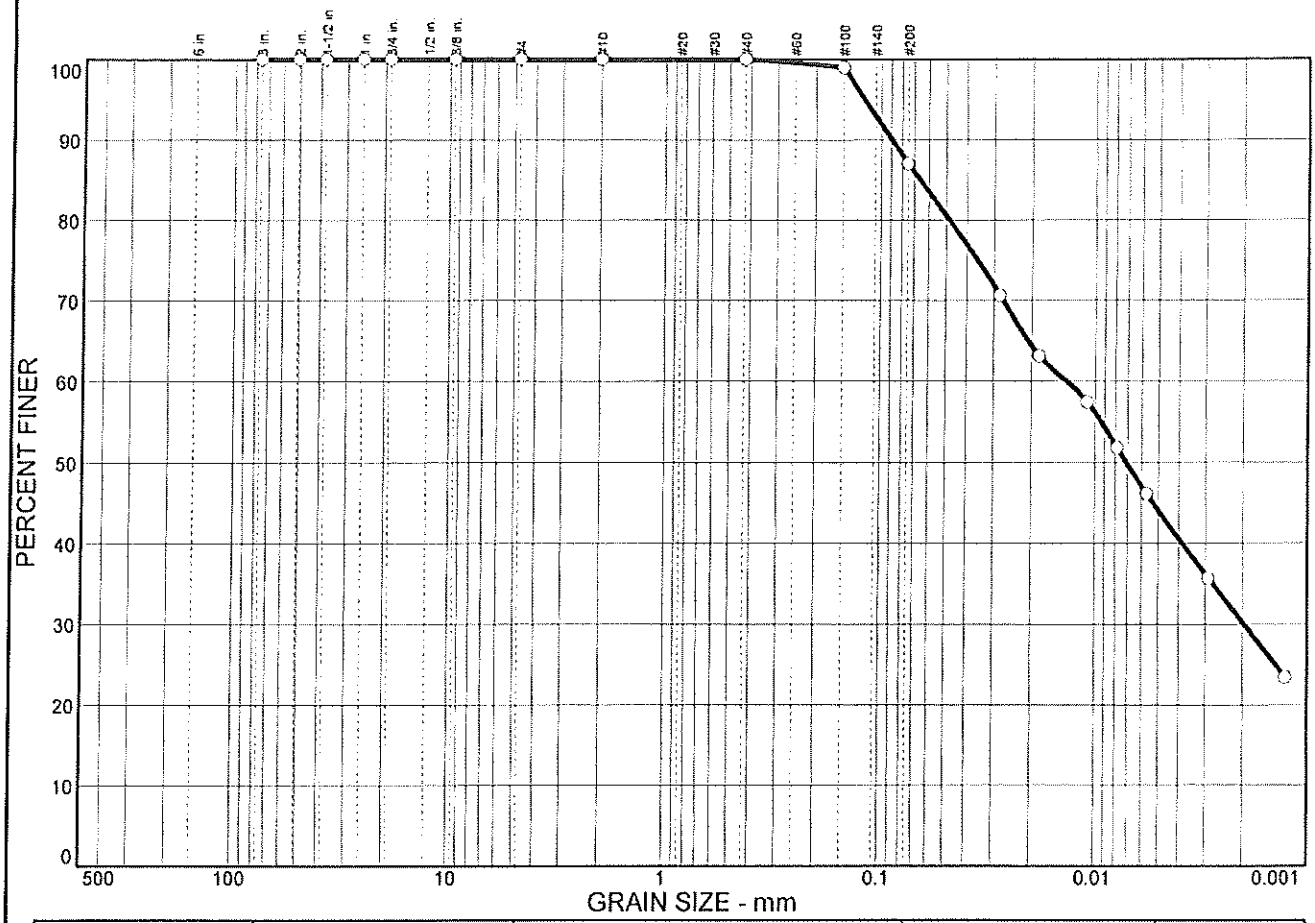

% COBBLES	% GRAVEL	% SAND	% SILT	% CLAY
0.0	0.0	13.0	43.0	44.0

SIEVE SIZE	PERCENT FINER	SPEC.* PERCENT	PASS? (X=NO)
3 in.	100.0		
2 in.	100.0		
1 - 1/2 in.	100.0		
1 in.	100.0		
3/4 in.	100.0		
3/8 in.	100.0		
#4	100.0		
#10	100.0		
#40	100.0		
#100	99.0		
#200	87.0		

* (no specification provided)

Soil Description

Reddish brown lean clay

Atterberg Limits

PL= 24 LL= 43 PI= 19

Coefficients

D_{85}= 0.0664 D_{60}= 0.0137 D_{50}= 0.0071
D_{30}= 0.0020 D_{15}= D_{10}=
C_u= C_c=

Classification

USCS= CL AASHTO= A-7-6(18)

Remarks

Sample No.: 2 **Source of Sample:** **Date:** 01/06/2009
Location: Martin State Airport - MW-30D-168 **Elev./Depth:**

Client: Tetra Tech, Inc.
Project: Martin State Airport
Project No.: 08-113 **Figure**

FLEXIBLE WALL PERMEAMETER

SAMPLE MW-30D-168
CHAMBER 1A

CTRL-D FOR
DATE AND TIME

BEFORE TEST	
AVE. LENGTH	2.18
AVE. DIAMETER	2.855
AREA	41.3
AFTER TEST	
AVE. LENGTH	2.208
AVE. DIAMETER	2.888
AREA	42.26

BEFORE TESTING		
CAN		
WET+CAN	106.55	
DRY+CAN	98.49	
CAN WT.	46.59	
% MOIST.	15.5%	
SAM. WT.	492.7	
DRY DEN.	116.3	PCF

AFTER TESTING	
CAN	
WET+CAI	552.3
DRY+CAI	469.2
CAN WT	47.2
% MOIS	19.70%
SAM. W	505.3
DRY DEN.	

DATE	TIME	LOWER BURETTE READING	UPPER BURETTE READING	CELL PRESS.	LOWER CAP PRESS.	UPPER CAP PRESS.	AVE PRESS. DIF.	GRAD i	FLOW IN	FLOW OUT	AVE FLOW	PERMEABILITY
01/05	09:18 AM	12.4	42.2	50.0	47.0	45.0	2.4	31.08				
01/05	03:58 PM	15.0	39.3	50.0	47.0	45.0	2.4	30.56	2.6	2.9	2.8	9.08E-08
01/06	07:20 AM	20.7	33.7	50.0	47.0	45.0	2.3	28.96	5.7	5.6	5.7	8.54E-08
01/06	01:52 PM	23.0	31.4	50.0	47.0	45.0	2.2	27.44	2.3	2.3	2.3	8.63E-08
01/07	07:39 AM	28.7	25.5	50.0	47.0	45.0	2.0	25.90	5.7	5.9	5.8	8.47E-08

Average Permeability 8.7E-08 cm/sec
Undisturbed Tube Sample
Tested per ASTM D5084 Method A
Permeant: Deaired Tap Water

Client: Tetra Tech, Inc.
Project: Martin State Airport

Project No.: 08-113

Particle Size Distribution Report

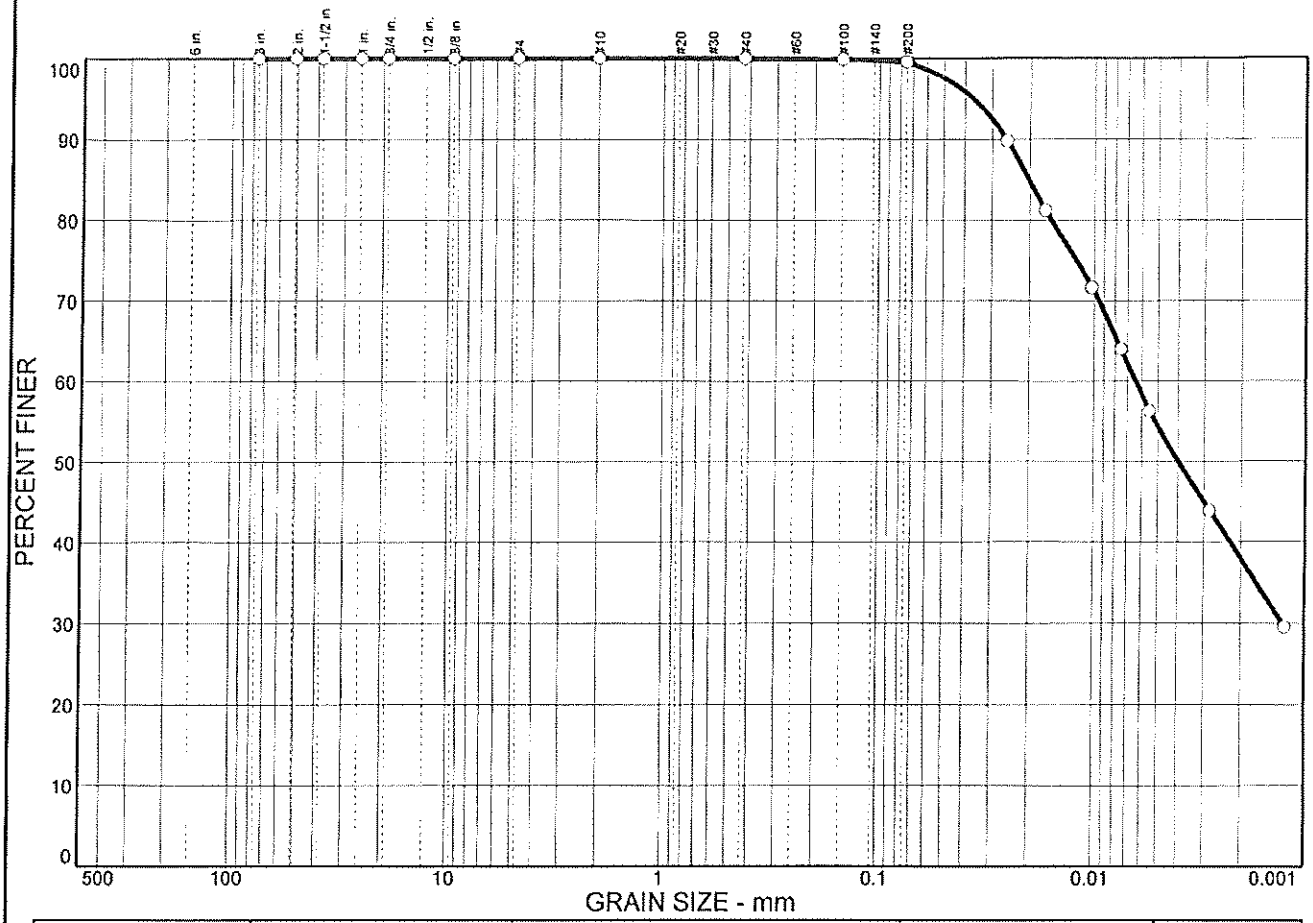

% COBBLES	% GRAVEL	% SAND	% SILT	% CLAY
0.0	0.0	0.5	45.2	54.3

SIEVE SIZE	PERCENT FINER	SPEC.* PERCENT	PASS? (X=NO)
3 in.	100.0		
2 in.	100.0		
1 - 1/2 in.	100.0		
1 in.	100.0		
3/4 in.	100.0		
3/8 in.	100.0		
#4	100.0		
#10	100.0		
#40	100.0		
#100	99.9		
#200	99.5		

* (no specification provided)

Soil Description

Grayish brown lean clay

Atterberg Limits

PL= 23 LL= 44 PI= 21

Coefficients

D_{85}= 0.0203 D_{60}= 0.0064 D_{50}= 0.0040
D_{30}= 0.0013 D_{15}= D_{10}=
C_u= C_c=

Classification

USCS= CL AASHTO= A-7-6(24)

Remarks

Sample No.: 3 **Source of Sample:** **Date:** 01/06/2009
Location: Martin State Airport - MW-31D-158 **Elev./Depth:**

Client: Tetra Tech, Inc.
Project: Martin State Airport
Project No.: 08-113

Figure

FLEXIBLE WALL PERMEAMETER

SAMPLE MW-31D-158
CHAMBER 1C

CTRL-D FOR
DATE AND TIME

BEFORE TEST		BEFORE TESTING		AFTER TESTING	
AVE. LENGTH	2.19	CAN		CAN	
AVE. DIAMETER	2.846	WET+CAN	88.57	WET+CAI	530.5
AREA	41.0	DRY+CAN	81.87	DRY+CAI	445.9
AFTER TEST		CAN WT.	46.33	CAN WT	46.1
AVE. LENGTH	2.2	% MOIST.	18.9%	% MOIS	21.10%
AVE. DIAMETER	2.865	SAM. WT.	477.3	SAM. W	484.6
AREA	41.59	DRY DEN.	110.0 PCF	DRY DEN.	

DATE	TIME	LOWER BURETTE READING	UPPER BURETTE READING	CELL PRESS.	LOWER CAP PRESS.	UPPER CAP PRESS.	AVE PRESS. DIF.	GRAD i	FLOW IN	FLOW OUT	AVE FLOW	PERMEABILITY
01/05	09:18 AM	7.4	44.0	50.0	47.0	45.0	2.5	32.31				
01/05	01:11 PM	8.4	42.8	50.0	47.0	45.0	2.5	32.10	1.0	1.2	1.1	5.97E-08
01/06	07:20 AM	13.4	37.4	50.0	47.0	45.0	2.4	30.90	5.0	5.4	5.2	6.28E-08
01/06	01:52 PM	15.1	35.5	50.0	47.0	45.0	2.3	29.57	1.7	1.9	1.8	6.31E-08
01/07	07:38 AM	19.4	30.6	50.0	47.0	45.0	2.2	28.35	4.3	4.9	4.6	6.18E-08

Average Permeability 6.2E-08 cm/sec
Undisturbed Tube Sample
Tested per ASTM D5084 Method A
Permeant: Deaired Tap Water

Client: Tetra Tech, Inc.
Project: Martin State Airport

Project No.: 08-113

Particle Size Distribution Report

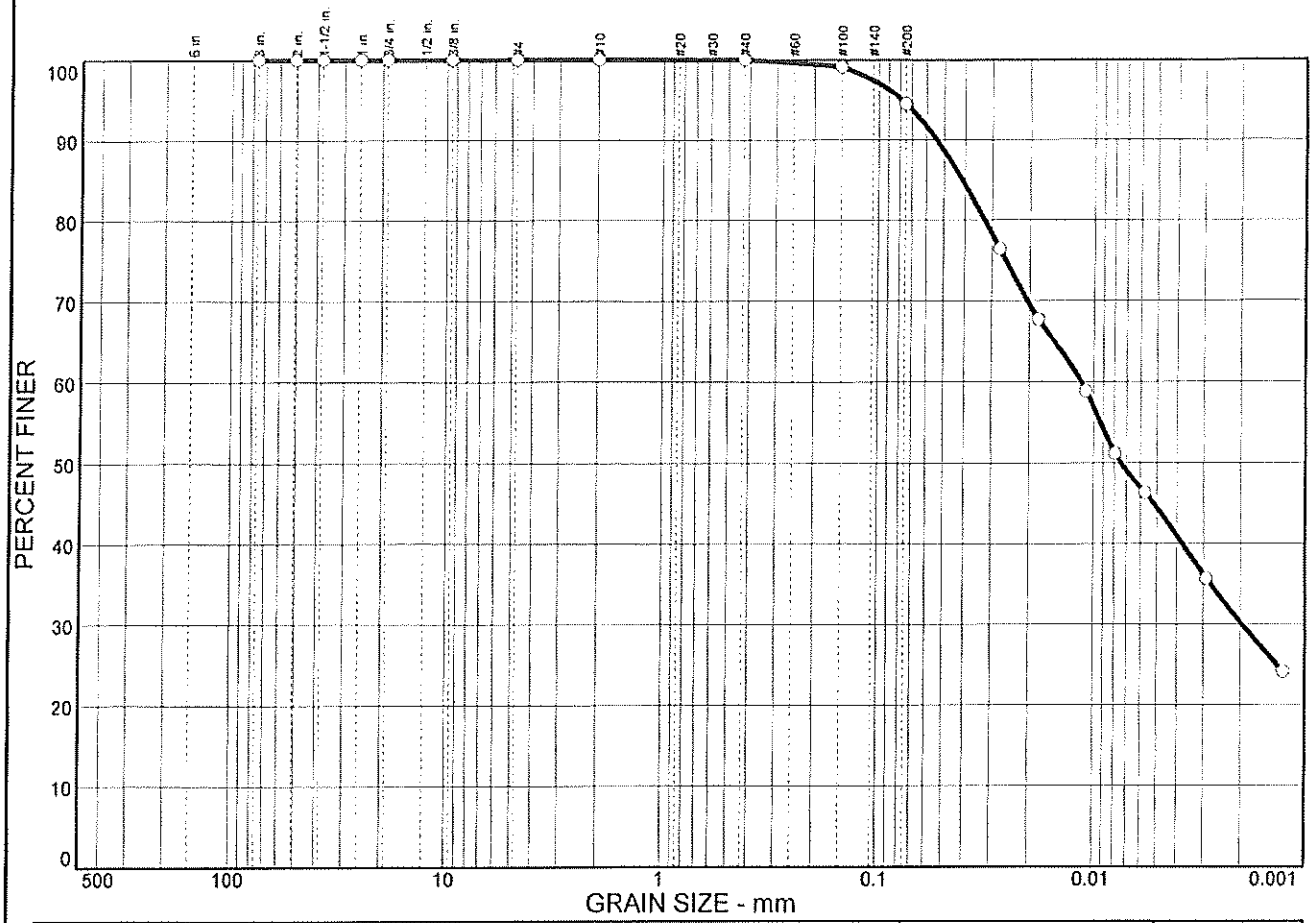

% COBBLES	% GRAVEL	% SAND	% SILT	% CLAY
0.0	0.0	5.5	50.1	44.4

SIEVE SIZE	PERCENT FINER	SPEC.* PERCENT	PASS? (X=NO)
3 in.	100.0		
2 in.	100.0		
1 - 1/2 in.	100.0		
1 in.	100.0		
3/4 in.	100.0		
3/8 in.	100.0		
#4	100.0		
#10	100.0		
#40	100.0		
#100	99.1		
#200	94.5		

* (no specification provided)

Soil Description

Grayish brown lean clay

Atterberg Limits

PL= 21 LL= 37 PI= 16

Coefficients

D_{85}= 0.0414 D_{60}= 0.0114 D_{50}= 0.0074
D_{30}= 0.0020 D_{15}= D_{10}=
C_u= C_c=

Classification

USCS= CL AASHTO= A-6(16)

Remarks

Sample No.: 4 **Source of Sample:** **Date:** 01/06/2009
Location: Martin State Airport - MW-31D ~168 **Elev./Depth:**

Client: Tetra Tech, Inc.
Project: Martin State Airport
Project No.: 08-113 **Figure**

FLEXIBLE WALL PERMEAMETER

SAMPLE MW-31D-168
CHAMBER 2A

CTRL-D FOR
DATE AND TIME

BEFORE TEST	
AVE. LENGTH	2.07
AVE. DIAMETER	2.843
AREA	41.0
AFTER TEST	
AVE. LENGTH	2.085
AVE. DIAMETER	2.892
AREA	42.38

BEFORE TESTING			AFTER TESTING	
CAN			CAN	
WET+CAN	99.55		WET+CAN	519.8
DRY+CAN	92.06		DRY+CAN	444.8
CAN WT.	47.55		CAN WT	45.8
% MOIST.	16.8%		% MOIST	18.80%
SAM. WT.	467.6		SAM. WT	473.9
DRY DEN.	116.0	PCF	DRY DEN.	

DATE	TIME	LOWER BURETTE READING	UPPER BURETTE READING	CELL PRESS.	LOWER CAP PRESS.	UPPER CAP PRESS.	AVE PRESS. DIF.	GRAD i	FLOW IN	FLOW OUT	AVE FLOW	PERMEABILITY
01/05	11:32 AM	15.2	39.7	50.0	47.0	45.0	2.4	31.69				
01/05	03:58 PM	17.8	37.0	50.0	47.0	45.0	2.3	31.16	2.6	2.7	2.7	1.30E-07
01/06	07:20 AM	26.3	28.6	50.0	47.0	45.0	2.2	28.93	8.5	8.4	8.5	1.29E-07
01/06	01:52 PM	29.5	25.2	50.0	47.0	45.0	2.0	26.57	3.2	3.4	3.3	1.29E-07
01/07	07:38 AM	37.7	17.0	50.0	47.0	45.0	1.8	24.26	8.2	8.2	8.2	1.29E-07

Average Permeability 1.3E-07 cm/sec
Undisturbed Tube Sample
Tested per ASTM D5084 Method A
Permeant: Deaired Tap Water

Client: Tetra Tech, Inc.
Project: Martin State Airport

Project No.: 08-113

APPENDIX G – CHEMICAL ANALYSES RESULTS

Table G-1

Analytical Results for Groundwater Samples - August 8, 2008 and January 14, 2009
Deep Groundwater Investigation
Lockheed Martin - Martin State Airport, Middle River, Maryland

SAMPLE ID:	DMW-27DEEP-080808	DMW-28I-080808	DMW-29DEEP-080808	MW30 DEEP-011409	MW31 DEEP-011409	MW31 DEEP-011409-A
LABORATORY ID:	A8H090106005	A8H090106003	A8H090106007	A9A150128003	A9A150128002	A9A150128002
LOCATION:	DMW-27DEEP	DMW-28I	DMW-29DEEP	MW30	MW31	MW31
SAMPLE DATE:	8/8/2008	8/8/2008	8/8/2008	1/14/2009	1/14/2009	1/14/2009
VOLATILES (ug/L)						
1,1,1,2-TETRACHLOROETHANE	0.23 U	7.7 U	0.23 U	1 U	1 U	
1,1,1-TRICHLOROETHANE	0.22 U	7.3 U	0.22 U	1 U	1 U	
1,1,2,2-TETRACHLOROETHANE	0.18 U	6 U	0.18 U	1 U	1 U	
1,1,2-TRICHLOROTRIFLUOROETHANE	0.28 U	9.3 U	0.28 U	1 U	1 U	
1,1-DICHLOROETHANE	0.15 U	5 U	0.15 U	1 U	1 U	
1,1-DICHLOROETHENE	0.19 U	6.3 U	0.19 U	1 U	1 U	
1,1-DICHLOROPROPENE	0.13 U	4.3 U	0.13 U	1 U	1 U	
1,2,3-TRICHLOROBENZENE	0.17 U	5.7 U	0.17 U	1 U	1 U	
1,2,3-TRICHLOROPROPANE	0.43 U	14 U	0.43 U	1 U	1 U	
1,2,3-TRIMETHYLBENZENE	0.0059 U	0.2 U	0.0059 U	5 U	0.17 J	
1,2,4-TRICHLOROBENZENE	0.15 U	5 U	0.15 U	1 U	1 U	
1,2,4-TRIMETHYLBENZENE	0.12 U	4 U	0.12 U	1 U	0.4 J	
1,2-DIBROMO-3-CHLOROPROPANE	0.67 U	22 U	0.67 U	2 U	2 U	
1,2-DIBROMOETHANE	0.24 U	8 U	0.24 U	1 U	1 U	
1,2-DICHLOROBENZENE	0.13 U	4.3 U	0.13 U	1 U	1 U	
1,2-DICHLOROETHANE	0.22 U	7.9 B	0.22 U	1 U	1 U	
1,2-DICHLOROPROPANE	0.18 U	6 U	0.18 U	1 U	1 U	
1,3-DICHLOROBENZENE	0.14 U	4.7 U	0.14 U	1 U	1 U	
1,3-DICHLOROPROPANE	0.16 U	5.3 U	0.16 U	1 U	1 U	
1,4-DICHLOROBENZENE	0.13 U	4.3 U	0.13 U	1 U	1 U	
2,2-DICHLOROPROPANE	0.13 U	4.3 U	0.13 U	1 U	1 U	
2-BUTANONE	0.97 B	19 U	0.57 U	0.86 J	1.2 J	
2-CHLOROETHYL VINYL ETHER	0.99 U	33 U	0.99 U	5 U	5 U	
2-CHLOROTOLUENE	0.11 U	3.7 U	0.11 U	1 U	1 U	
2-HEXANONE	0.41 U	14 U	0.41 U	5 U	5 U	
4-CHLOROTOLUENE	0.18 U	6 U	0.18 U	1 U	1 U	
4-ISOPROPYLTOLUENE	0.12 U	4 U	0.12 U	1 U	1 U	
4-METHYL-2-PENTANONE	0.32 U	11 U	0.32 U	5 U	2.6 J	
ACETONE	2.1 B	88 B	1.4 B	2.4 J	13	
BENZENE	0.13 U	4.3 U	0.13 U	1 U	1 U	
BROMOBENZENE	0.13 U	4.3 U	0.13 U	1 U	1 U	
BROMOCHLOROMETHANE	0.29 U	9.7 U	0.29 U	1 U	1 U	
BROMODICHLOROMETHANE	0.15 U	5 U	0.15 U	0.34 J	1 U	
BROMOFORM	0.64 U	21 U	0.64 U	1 U	1 U	
BROMOMETHANE	0.41 U	14 U	0.41 U	1 U	1 U	
CARBON DISULFIDE	0.29 J	4.3 U	0.13 U	1 U	1 U	

Table G-1

Analytical Results for Groundwater Samples - August 8, 2008 and January 14, 2009
Deep Groundwater Investigation
Lockheed Martin - Martin State Airport, Middle River, Maryland

SAMPLE ID:	DMW-27DEEP-080808	DMW-28I-080808	DMW-29DEEP-080808	MW30 DEEP-011409	MW31 DEEP-011409	MW31 DEEP-011409-A
LABORATORY ID:	A8H090106005	A8H090106003	A8H090106007	A9A150128003	A9A150128002	A9A150128002
LOCATION:	DMW-27DEEP	DMW-28I	DMW-29DEEP	MW30	MW31	MW31
SAMPLE DATE:	8/8/2008	8/8/2008	8/8/2008	1/14/2009	1/14/2009	1/14/2009
CARBON TETRACHLORIDE	0.13 U	4.3 U	0.13 U	1 U	1 U	
CHLOROBENZENE	0.15 U	5 U	0.15 U	1 U	1 U	
CHLORODIBROMOMETHANE	0.18 U	6 U	0.18 U	1 U	1 U	
CHLOROETHANE	0.29 U	9.7 U	0.29 U	1 U	1 U	
CHLOROFORM	5.8	5.3 U	1	2.8	20	
CHLOROMETHANE	0.3 U	10 U	0.3 U	1 U	1 U	
CIS-1,2-DICHLOROETHENE	0.17 U	440	0.17 U	1 U	1 U	
CIS-1,3-DICHLOROPROPENE	0.14 U	4.7 U	0.14 U	1 U	1 U	
DIBROMOMETHANE	0.28 U	9.3 U	0.28 U	1 U	1 U	
DICHLORODIFLUOROMETHANE	0.31 U	10 U	0.31 U	1 U	1 U	
DIISOPROPYL ETHER	1.5 U	50 U	1.5 U	5 U	5 U	
ETHYL TERT-BUTYL ETHER	0.11 U	3.7 U	0.11 U	5 U	5 U	
ETHYLBENZENE	0.17 U	5.7 U	0.17 U	1 U	0.2 J	
HEXACHLOROBUTADIENE	0.3 U	10 U	0.3 U	1 U	1 U	
ISOPROPYLBENZENE	0.13 U	4.3 U	0.13 U	1 U	1 U	
M+P-XYLENES	0.24 U	8 U	0.24 U	2 U	0.61 J	
METHYL TERT-BUTYL ETHER	0.17 U	5.7 U	0.17 U	5 U	5 U	
METHYLENE CHLORIDE	0.76 B	11 U	0.33 U	1 U	1.6 B	
NAPHTHALENE	0.24 U	8 U	0.24 U	1 U	1 U	
N-BUTYLBENZENE	0.12 U	4 U	0.12 U	1 U	1 U	
N-PROPYLBENZENE	0.14 U	4.7 U	0.14 U	1 U	1 U	
O-XYLENE	0.14 U	4.7 U	0.14 U	1 U	0.36 J	
SEC-BUTYLBENZENE	0.13 U	4.3 U	0.13 U	1 U	1 U	
STYRENE	0.11 U	3.7 U	0.11 U	1 U	1 U	
TERT-AMYL METHYL ETHER	0.067 U	2.2 U	0.067 U	5 U	5 U	
TERT-BUTYLBENZENE	0.13 U	4.3 U	0.13 U	1 U	1 U	
TERTIARY-BUTYL ALCOHOL	3.9 UR	130 UR	3.9 UR	20 UR	20 UR	
TETRACHLOROETHENE	0.29 U	9.7 U	0.29 U	1 U	1 U	
TOLUENE	1.2	4.3 U	0.13 U	0.58 J	0.87 J	
TOTAL XYLENES	0.28 U	9.3 U	0.28 U	2 U	0.98 J	
TRANS-1,2-DICHLOROETHENE	0.19 U	6.3 U	0.19 U	1 U	1 U	
TRANS-1,3-DICHLOROPROPENE	0.19 U	6.3 U	0.19 U	1 U	1 U	
TRICHLOROETHENE	0.17 U	830	0.17 U	1 U	1 U	
TRICHLOROFLUOROMETHANE	0.21 U	7 U	0.21 U	1 U	1 U	
VINYL ACETATE	0.19 U	6.3 U	0.19 U	2 U	2 U	
VINYL CHLORIDE	0.22 U	54	0.22 U	1 U	1 U	

Table G-1

Analytical Results for Groundwater Samples - August 8, 2008 and January 14, 2009
Deep Groundwater Investigation
Lockheed Martin - Martin State Airport, Middle River, Maryland

SAMPLE ID:	DMW-27DEEP-080808	DMW-28I-080808	DMW-29DEEP-080808	MW30 DEEP-011409	MW31 DEEP-011409	MW31 DEEP-011409-A
LABORATORY ID:	A8H090106005	A8H090106003	A8H090106007	A9A150128003	A9A150128002	A9A150128002
LOCATION:	DMW-27DEEP	DMW-28I	DMW-29DEEP	MW30	MW31	MW31
SAMPLE DATE:	8/8/2008	8/8/2008	8/8/2008	1/14/2009	1/14/2009	1/14/2009
SEMIVOLATILES (ug/L)						
1,1-BIPHENYL				10 U	10 U	
1,4-DIOXANE	1.3 U	1.3 U	1.3 U	1 U	1 U	
2,2'-OXYBIS(1-CHLOROPROPANE)				10 U	10 U	
2,4,5-TRICHLOROPHENOL				10 U	10 U	
2,4,6-TRICHLOROPHENOL				10 U	10 U	
2,4-DICHLOROPHENOL				10 U	10 U	
2,4-DIMETHYLPHENOL				10 U	10 U	
2,4-DINITROPHENOL				50 U	50 U	
2,4-DINITROTOLUENE				10 U	10 U	
2,6-DINITROTOLUENE				10 U	10 U	
2-CHLORONAPHTHALENE				10 U	10 U	
2-CHLOROPHENOL				10 U	10 U	
2-METHYLNAPHTHALENE				10 U	10 U	
2-METHYLPHENOL				10 U	10 U	
2-NITROANILINE				50 U	50 U	
2-NITROPHENOL				10 U	10 U	
3,3'-DICHLOROBENZIDINE				50 U	50 U	
3-NITROANILINE				50 U	50 U	
4,6-DINITRO-2-METHYLPHENOL				50 U	50 U	
4-BROMOPHENYL PHENYL ETHER				10 U	10 U	
4-CHLORO-3-METHYLPHENOL				10 U	10 U	
4-CHLOROANILINE				10 U	10 U	
4-CHLOROPHENYL PHENYL ETHER				10 U	10 U	
4-METHYLPHENOL				10 U	10 U	
4-NITROANILINE				50 U	50 U	
4-NITROPHENOL				50 U	50 U	
ACENAPHTHENE				10 U	10 U	
ACENAPHTHYLENE				10 U	10 U	
ACETOPHENONE				10 U	0.47 J	
ANTHRACENE				10 U	10 U	
ATRAZINE				10 U	10 U	
BENZALDEHYDE				10 U	10 U	
BENZO(A)ANTHRACENE				10 U	10 U	
BENZO(A)PYRENE				10 U	10 U	
BENZO(B)FLUORANTHENE				10 U	10 U	
BENZO(G,H,I)PERYLENE				10 U	10 U	

Table G-1

Analytical Results for Groundwater Samples - August 8, 2008 and January 14, 2009
Deep Groundwater Investigation
Lockheed Martin - Martin State Airport, Middle River, Maryland

SAMPLE ID:	DMW-27DEEP-080808	DMW-28I-080808	DMW-29DEEP-080808	MW30 DEEP-011409	MW31 DEEP-011409	MW31 DEEP-011409-A
LABORATORY ID:	A8H090106005	A8H090106003	A8H090106007	A9A150128003	A9A150128002	A9A150128002
LOCATION:	DMW-27DEEP	DMW-28I	DMW-29DEEP	MW30	MW31	MW31
SAMPLE DATE:	8/8/2008	8/8/2008	8/8/2008	1/14/2009	1/14/2009	1/14/2009
BENZO(K)FLUORANTHENE				10 U	10 U	
BIS(2-CHLOROETHOXY)METHANE				10 U	10 U	
BIS(2-CHLOROETHYL)ETHER				10 U	10 U	
BIS(2-ETHYLHEXYL)PHTHALATE				0.85 B	4.6 B	
BUTYL BENZYL PHTHALATE				10 U	10 U	
CAPROLACTAM				10 U	0.85 J	
CARBAZOLE				10 U	10 U	
CHRYSENE				10 U	10 U	
DIBENZO(A,H)ANTHRACENE				10 U	10 U	
DIBENZOFURAN				10 U	10 U	
DIETHYL PHTHALATE				10 U	10 U	
DIMETHYL PHTHALATE				10 U	10 U	
DI-N-BUTYL PHTHALATE				10 U	1 J	
DI-N-OCTYL PHTHALATE				10 U	10 U	
FLUORANTHENE				10 U	10 U	
FLUORENE				10 U	10 U	
HEXACHLOROBENZENE				10 U	10 U	
HEXACHLOROBUTADIENE				10 U	10 U	
HEXACHLOROCYCLOPENTADIENE				50 U	50 U	
HEXACHLOROETHANE				10 U	10 U	
INDENO(1,2,3-CD)PYRENE				10 U	10 U	
ISOPHORONE				10 U	10 U	
NAPHTHALENE				10 U	0.28 J	
NITROBENZENE				10 U	10 U	
N-NITROSODIMETHYLAMINE				10 U	10 U	
N-NITROSO-DI-N-PROPYLAMINE				10 U	10 U	
N-NITROSODIPHENYLAMINE				10 U	10 U	
PENTACHLOROPHENOL				10 U	10 U	
PHENANTHRENE				10 U	10 U	
PHENOL				10 U	10 U	
PYRENE				10 U	10 U	
TOTAL METALS (ug/L)						
ANTIMONY	0.29 K	0.19 K	0.035 U	0.13 B	0.67 L	
ARSENIC	6.5	6.6	0.13 U	0.19	14.6	
BARIUM	198	132	34.6	12.5	278	
BERYLLIUM	2.5	0.14 B	0.092 B	0.063 B	3.8	
CADMIUM	0.12 B	0.034 B	0.058 B	0.024 B	0.24	

Table G-1

Analytical Results for Groundwater Samples - August 8, 2008 and January 14, 2009
Deep Groundwater Investigation
Lockheed Martin - Martin State Airport, Middle River, Maryland

SAMPLE ID:	DMW-27DEEP-080808	DMW-28I-080808	DMW-29DEEP-080808	MW30 DEEP-011409	MW31 DEEP-011409	MW31 DEEP-011409-A
LABORATORY ID:	A8H090106005	A8H090106003	A8H090106007	A9A150128003	A9A150128002	A9A150128002
LOCATION:	DMW-27DEEP	DMW-28I	DMW-29DEEP	MW30	MW31	MW31
SAMPLE DATE:	8/8/2008	8/8/2008	8/8/2008	1/14/2009	1/14/2009	1/14/2009
CHROMIUM	16.4	2.9 K	1.7	0.99	42.8	
COBALT	3.9	42.2	1.7	4.3	6.4	
COPPER	10.2	0.38 B	3.3 K	1.2 B	20.4	
IRON	21300	39200	670	497	24400	
LEAD	25.2	0.44 K	0.74	0.061 UL	46.9	
MANGANESE	420	551	26.2	86.7	390	
MERCURY	0.1 U	0.1 U	0.1 U	0.1 U	0.1 U	
MOLYBDENUM	9.2 K	2 K	0.37	0.92	11	
NICKEL	14.6	36.9	3.9 K	8.2	19.7	
SELENIUM	0.98 B	0.14 U	0.16 B	0.12 B	2.7	
SILVER	0.063 B	0.03 B	0.014 B	0.013 U	0.11 B	
THALLIUM	0.11 U	0.14 B	0.11 U	0.11 U	0.18	
VANADIUM	15.5	1.5 B	0.92 B	0.82 B	52.6	
ZINC	78	41.3	11.4 B	8.2 B	88.5	
FILTERED METALS (ug/L)						
ANTIMONY	0.089 K	0.093 K	0.035 U			0.61
ARSENIC	2.8	7.4	0.13 U			2.6
BARIUM	44	116	25.9			16.8
BERYLLIUM	0.44	0.12 B	0.019 B			0.018 U
CADMIUM	0.027 B	0.012 B	0.037 B			0.017 U
CHROMIUM	3.1	1.8 K	0.1 B			0.35 B
COBALT	0.75	46.2	1.3			0.012 U
COPPER	2.2 K	0.051 U	0.051 U			1.1 B
IRON	4120	40400	15.4 B			8.1 UL
LEAD	4.6	0.028 B	0.018 U			0.061 UL
MANGANESE	107	572	23.1			10.2
MERCURY	0.1 U	0.1 U	0.1 U			0.1 U
MOLYBDENUM	8.5 K	2.4 K	0.33			12.4
NICKEL	2.8 K	39.6	2.7 K			0.47
SELENIUM	0.32 B	0.14 U	0.14 U			0.8
SILVER	0.012 B	0.0026 U	0.0026 U			0.013 U
THALLIUM	0.11 U	0.11 U	0.11 U			0.11 U
VANADIUM	3.2 B	0.84 B	0.46 U			1.9 B
ZINC	18.1	33.9	7.2 B			4.2 B
MISCELLANEOUS (mg/L)						
HEXAVALENT CHROMIUM	0.002 UR	0.002 UR	0.002 UR			

Table G-1

Analytical Results for Groundwater Samples - August 8, 2008 and January 14, 2009
Deep Groundwater Investigation
Lockheed Martin - Martin State Airport, Middle River, Maryland

SAMPLE ID:	DMW-27DEEP-080808	DMW-28I-080808	DMW-29DEEP-080808	MW30 DEEP-011409	MW31 DEEP-011409	MW31 DEEP-011409-A
LABORATORY ID:	A8H090106005	A8H090106003	A8H090106007	A9A150128003	A9A150128002	A9A150128002
LOCATION:	DMW-27DEEP	DMW-28I	DMW-29DEEP	MW30	MW31	MW31
SAMPLE DATE:	8/8/2008	8/8/2008	8/8/2008	1/14/2009	1/14/2009	1/14/2009

B - Analyte was detected but is considered to be a laboratory contaminant.

J - Positive value is considered estimated as a result of technical noncompliance.

K - Positive value is considered biased high as a result of techical noncompliance.

R - Result not reliable.

U - Analyte not detected at the reporting limit shown left of the letter.

Blank cell indicates analysis was not performed for this analyte.

ug/L - micrograms per liter (i.e., parts per billion).

mg/L - milligrams per liter (i.e., part per million).

APPENDIX H - DATA VALIDATION REPORTS AND LABORATORY RESULTS (ON CD)

Tetra Tech NUS **INTERNAL CORRESPONDENCE**

TO:	**D. MURALI**	**DATE:**	**FEBRUARY 11, 2009**
FROM:	**JOSEPH KALINYAK**	**COPIES:**	**DV FILE**
SUBJECT:	**ORGANIC DATA VALIDATION – VOC/SVOC MARTIN STATE AIRPORT SDG 9A15128**		
SAMPLES:	3/Aqueous/VOC		
	MW30 DEEP-011409	MW31 DEEP-011409	TB-011409
	2/Aqueous/SVOC		
	MW30 DEEP-011409	MW31 DEEP-011409	

Overview

The sample set for Martin State Airport, SDG 9A15128 consists of two (2) aqueous environmental samples and one (1) trip blank. The two (2) aqueous samples were analyzed for Target Compound List (TCL) volatile organic compounds (VOC) and for semi-volatile organic compounds (SVOC). The trip blank was analyzed for VOCs only. There were no field duplicates associated with this data set.

The samples were collected by Tetra Tech on January 14, 2009 and analyzed by Test America Corporation. All analyses were conducted in accordance with SW-846 Methods 8260B and 8270C analytical and reporting protocols.

The data contained in this SDG was validated with regard to the following parameters: data completeness, holding times, GCMS tuning, initial/continuing calibrations, laboratory method blank results, surrogate spike recoveries, blank spike/blank spike duplicate results, matrix spike/matrix spike duplicate results, internal standard recoveries, chromatographic resolution, compound identification, compound quantitation, and detection limits. Areas of concern are listed below.

Major

- The VOC average RRF was <0.05 the quality control limit for tert-butyl alcohol for the initial calibration performed on instrument A3UX15 on 01/22/09 and also for the continuing calibration verifications performed on instrument A3UX15 on 01/26/09 @ 11:02 and 01/27/09 @ 09:51. All SDG samples were affected by the low RRFs. All SDG samples had non-detected results for tert-butyl alcohol which were qualified rejected, (UR).

Minor

- The following VOC compound was detected in the trip blank at the following maximum concentration.

Analyte	Maximum Concentration	Action Level
Methylene chloride [1]	0.64 µg/l	6.40 µg/l

[1] Maximum concentration detected in the method blank K6AAG1AA affecting all SDG samples.

An action level of 10X the maximum contaminant level for the common laboratory contaminant methylene chloride has been used to evaluate sample data for blank contamination. Sample aliquot and dilution factors, if applicable, were taken into consideration when evaluating for blank contamination for each individual sample. Positive results for these compounds reported at concentrations below the action level were qualified, (B), as a result of blank contamination.

- The following SVOC compound was detected in the method blank at the following maximum concentration.

Analyte	Maximum Concentration	Action Level
Bis(2-ethylhexyl)phthalate [1]	1.1 µg/l	11.0 µg/l

[1] Maximum concentration detected in the method blank K5V9P1AA affecting all SDG samples.

An action level of 10X the maximum contaminant level for the common laboratory contaminant phthalates has been used to evaluate sample data for blank contamination. Sample aliquot and dilution factors, if applicable, were taken into consideration when evaluating for blank contamination for each individual sample. Positive results for these compounds reported at concentrations below the action level were qualified, (B), as a result of blank contamination.

Notes

Positive results reported below the reporting limit (RL) but above the method detection limit (MDL) for the organic analyses were qualified as estimated, (J).

Executive Summary

Laboratory Performance: The VOC initial and continuing calibration RRF for tert-butyl alcohol was <0.05. Methylene chloride was detected in the VOC method blank and bis(2-ethylhexyl)phthalate was detected in the SVOC method blank.

Other Factors Affecting Data Quality: None.

The data for these analyses were reviewed with reference to Region III modifications to U.S. EPA National Functional Guidelines for Organic Data Validation (Sept. 1994). The text of this report has been formulated to address only those problem areas affecting data quality.



Tetra Tech NUS
Joseph Kalinyak
Chemist/Data Validator



Tetra Tech NUS
Joseph A. Samchuck
Quality Assurance Officer

Attachments:

Appendix A – Qualified Analytical Results
Appendix B – Results as Reported by the Laboratory
Appendix C – Support Documentation

Appendix A

Qualified Analytical Results

Data Validation Qualifier Codes:

A = Lab Blank Contamination
B = Field Blank Contamination
C = Calibration Noncompliance (e.g. % RSDs, %Ds, ICVs, CCVs, RRFs, etc.)
C01 = GC/MS Tuning Noncompliance
D = MS/MSD Recovery Noncompliance
E = LCS/LCSD Recovery Noncompliance
F = Lab Duplicate Imprecision
G = Field Duplicate Imprecision
H = Holding Time Exceedance
I = ICP Serial Dilution Noncompliance
J = GFAA PDS - GFAA MSA's $r < 0.995$ / ICP PDS Recovery Noncompliance
K = ICP Interference - includes ICS % R Noncompliance
L = Instrument Calibration Range Exceedance
M = Sample Preservation Noncompliance
N = Internal Standard Noncompliance
N01 = Internal Standard Recovery Noncompliance Dioxins
N02 = Recovery Standard Noncompliance Dioxins
N03 = Clean-up Standard Noncompliance Dioxins
O = Poor Instrument Performance (e.g. base-line drifting)
P = Uncertainty near detection limit (< 2 x IDL for inorganics and <CRQL for organics)
Q = Other problems (can encompass a number of issues; e.g. chromatography,interferences, etc.)
R = Surrogates Recovery Noncompliance
S = Pesticide/PCB Resolution
T = % Breakdown Noncompliance for DDT and Endrin
U = % Difference between columns/detectors >25% for positive results determined via GC/HPLC
V = Non-linear calibrations; correlation coefficient $r < 0.995$
W = EMPC result
X = Signal to noise response drop
Y = Percent solids <30%
Z = Uncertainty at 2 sigma deviation is greater than sample activity

PROJ_NO: 01596

SDG: 9A15128 MEDIA: WATER DATA FRACTION: OV

nsample	MW30 DEEP-011409
samp_date	1/14/2009
lab_id	A9A150128003
qc_type	NM
units	UG/L
Pct_Solids	
DUP_OF:	

Parameter	Result	Val Qual	Qual Code
1,1,1,2-TETRACHLOROETHANE	1	U	
1,1,1-TRICHLOROETHANE	1	U	
1,1,2,2-TETRACHLOROETHANE	1	U	
1,1,2-TRICHLOROTRIFLUOROETHANE	1	U	
1,1-DICHLOROETHANE	1	U	
1,1-DICHLOROETHENE	1	U	
1,1-DICHLOROPROPENE	1	U	
1,2,3-TRICHLOROBENZENE	1	U	
1,2,3-TRICHLOROPROPANE	1	U	
1,2,3-TRIMETHYLBENZENE	5	U	
1,2,4-TRICHLOROBENZENE	1	U	
1,2,4-TRIMETHYLBENZENE	1	U	
1,2-DIBROMO-3-CHLOROPROPANE	2	U	
1,2-DIBROMOETHANE	1	U	
1,2-DICHLOROBENZENE	1	U	
1,2-DICHLOROETHANE	1	U	
1,2-DICHLOROPROPANE	1	U	
1,3-DICHLOROBENZENE	1	U	
1,3-DICHLOROPROPANE	1	U	
1,4-DICHLOROBENZENE	1	U	
2,2-DICHLOROPROPANE	1	U	
2-BUTANONE	0.86	J	P
2-CHLOROETHYL VINYL ETHER	5	U	
2-CHLOROTOLUENE	1	U	
2-HEXANONE	5	U	
4-CHLOROTOLUENE	1	U	
4-ISOPROPYLTOLUENE	1	U	
4-METHYL-2-PENTANONE	5	U	
ACETONE	2.4	J	P
BENZENE	1	U	
BROMOBENZENE	1	U	
BROMOCHLOROMETHANE	1	U	

nsample	MW30 DEEP-011409
samp_date	1/14/2009
lab_id	A9A150128003
qc_type	NM
units	UG/L
Pct_Solids	
DUP_OF:	

Parameter	Result	Val Qual	Qual Code
BROMODICHLOROMETHANE	0.34	J	P
BROMOFORM	1	U	
BROMOMETHANE	1	U	
CARBON DISULFIDE	1	U	
CARBON TETRACHLORIDE	1	U	
CHLOROBENZENE	1	U	
CHLORODIBROMOMETHANE	1	U	
CHLOROETHANE	1	U	
CHLOROFORM	2.8		
CHLOROMETHANE	1	U	
CIS-1,2-DICHLOROETHENE	1	U	
CIS-1,3-DICHLOROPROPENE	1	U	
DIBROMOMETHANE	1	U	
DICHLORODIFLUOROMETHANE	1	U	
DIISOPROPYL ETHER	5	U	
ETHYL TERT-BUTYL ETHER	5	U	
ETHYLBENZENE	1	U	
HEXACHLOROBUTADIENE	1	U	
ISOPROPYLBENZENE	1	U	
M+P-XYLENES	2	U	
METHYL TERT-BUTYL ETHER	5	U	
METHYLENE CHLORIDE	1	U	
NAPHTHALENE	1	U	
N-BUTYLBENZENE	1	U	
N-PROPYLBENZENE	1	U	
O-XYLENE	1	U	
SEC-BUTYLBENZENE	1	U	
STYRENE	1	U	
TERT-AMYL METHYL ETHER	5	U	
TERT-BUTYLBENZENE	1	U	
TERTIARY-BUTYL ALCOHOL	20	UR	C
TETRACHLOROETHENE	1	U	

nsample	MW30 DEEP-011409
samp_date	1/14/2009
lab_id	A9A150128003
qc_type	NM
units	UG/L
Pct_Solids	
DUP_OF:	

Parameter	Result	Val Qual	Qual Code
TOLUENE	0.58	J	P
TOTAL XYLENES	2	U	
TRANS-1,2-DICHLOROETHENE	1	U	
TRANS-1,3-DICHLOROPROPENE	1	U	
TRICHLOROETHENE	1	U	
TRICHLOROFLUOROMETHANE	1	U	
VINYL ACETATE	2	U	
VINYL CHLORIDE	1	U	

PROJ_NO: 01596

SDG: 9A15128 MEDIA: WATER DATA FRACTION: OV

nsample	MW31 DEEP-011409
samp_date	1/14/2009
lab_id	A9A150128002
qc_type	NM
units	UG/L
Pct_Solids	
DUP_OF:	

Parameter	Result	Val Qual	Qual Code
1,1,1,2-TETRACHLOROETHANE	1	U	
1,1,1-TRICHLOROETHANE	1	U	
1,1,2,2-TETRACHLOROETHANE	1	U	
1,1,2-TRICHLOROTRIFLUOROETHANE	1	U	
1,1-DICHLOROETHANE	1	U	
1,1-DICHLOROETHENE	1	U	
1,1-DICHLOROPROPENE	1	U	
1,2,3-TRICHLOROBENZENE	1	U	
1,2,3-TRICHLOROPROPANE	1	U	
1,2,3-TRIMETHYLBENZENE	0.17	J	P
1,2,4-TRICHLOROBENZENE	1	U	
1,2,4-TRIMETHYLBENZENE	0.4	J	P
1,2-DIBROMO-3-CHLOROPROPANE	2	U	
1,2-DIBROMOETHANE	1	U	
1,2-DICHLOROBENZENE	1	U	
1,2-DICHLOROETHANE	1	U	
1,2-DICHLOROPROPANE	1	U	
1,3-DICHLOROBENZENE	1	U	
1,3-DICHLOROPROPANE	1	U	
1,4-DICHLOROBENZENE	1	U	
2,2-DICHLOROPROPANE	1	U	
2-BUTANONE	1.2	J	P
2-CHLOROETHYL VINYL ETHER	5	U	
2-CHLOROTOLUENE	1	U	
2-HEXANONE	5	U	
4-CHLOROTOLUENE	1	U	
4-ISOPROPYLTOLUENE	1	U	
4-METHYL-2-PENTANONE	2.6	J	P
ACETONE	13		
BENZENE	1	U	
BROMOBENZENE	1	U	
BROMOCHLOROMETHANE	1	U	

nsample	MW31 DEEP-011409
samp_date	1/14/2009
lab_id	A9A150128002
qc_type	NM
units	UG/L
Pct_Solids	
DUP_OF:	

Parameter	Result	Val Qual	Qual Code
BROMODICHLOROMETHANE	1	U	
BROMOFORM	1	U	
BROMOMETHANE	1	U	
CARBON DISULFIDE	1	U	
CARBON TETRACHLORIDE	1	U	
CHLOROBENZENE	1	U	
CHLORODIBROMOMETHANE	1	U	
CHLOROETHANE	1	U	
CHLOROFORM	20		
CHLOROMETHANE	1	U	
CIS-1,2-DICHLOROETHENE	1	U	
CIS-1,3-DICHLOROPROPENE	1	U	
DIBROMOMETHANE	1	U	
DICHLORODIFLUOROMETHANE	1	U	
DIISOPROPYL ETHER	5	U	
ETHYL TERT-BUTYL ETHER	5	U	
ETHYLBENZENE	0.2	J	P
HEXACHLOROBUTADIENE	1	U	
ISOPROPYLBENZENE	1	U	
M+P-XYLENES	0.61	J	P
METHYL TERT-BUTYL ETHER	5	U	
METHYLENE CHLORIDE	1.6	B	A
NAPHTHALENE	1	U	
N-BUTYLBENZENE	1	U	
N-PROPYLBENZENE	1	U	
O-XYLENE	0.36	J	P
SEC-BUTYLBENZENE	1	U	
STYRENE	1	U	
TERT-AMYL METHYL ETHER	5	U	
TERT-BUTYLBENZENE	1	U	
TERTIARY-BUTYL ALCOHOL	20	UR	C
TETRACHLOROETHENE	1	U	

nsample	MW31 DEEP-011409
samp_date	1/14/2009
lab_id	A9A150128002
qc_type	NM
units	UG/L
Pct_Solids	
DUP_OF:	

Parameter	Result	Val Qual	Qual Code
TOLUENE	0.87	J	P
TOTAL XYLENES	0.98	J	P
TRANS-1,2-DICHLOROETHENE	1	U	
TRANS-1,3-DICHLOROPROPENE	1	U	
TRICHLOROETHENE	1	U	
TRICHLOROFLUOROMETHANE	1	U	
VINYL ACETATE	2	U	
VINYL CHLORIDE	1	U	

PROJ_NO: 01596

SDG: 9A15128 MEDIA: WATER DATA FRACTION: OV

nsample	TB-011409
samp_date	1/14/2009
lab_id	A9A150128001
qc_type	NM
units	UG/L
Pct_Solids	
DUP_OF:	

Parameter	Result	Val Qual	Qual Code
1,1,1,2-TETRACHLOROETHANE	1	U	
1,1,1-TRICHLOROETHANE	1	U	
1,1,2,2-TETRACHLOROETHANE	1	U	
1,1,2-TRICHLOROTRIFLUOROETHANE	1	U	
1,1-DICHLOROETHANE	1	U	
1,1-DICHLOROETHENE	1	U	
1,1-DICHLOROPROPENE	1	U	
1,2,3-TRICHLOROBENZENE	1	U	
1,2,3-TRICHLOROPROPANE	1	U	
1,2,3-TRIMETHYLBENZENE	5	U	
1,2,4-TRICHLOROBENZENE	1	U	
1,2,4-TRIMETHYLBENZENE	1	U	
1,2-DIBROMO-3-CHLOROPROPANE	2	U	
1,2-DIBROMOETHANE	1	U	
1,2-DICHLOROBENZENE	1	U	
1,2-DICHLOROETHANE	1	U	
1,2-DICHLOROPROPANE	1	U	
1,3-DICHLOROBENZENE	1	U	
1,3-DICHLOROPROPANE	1	U	
1,4-DICHLOROBENZENE	1	U	
2,2-DICHLOROPROPANE	1	U	
2-BUTANONE	5	U	
2-CHLOROETHYL VINYL ETHER	5	U	
2-CHLOROTOLUENE	1	U	
2-HEXANONE	5	U	
4-CHLOROTOLUENE	1	U	
4-ISOPROPYLTOLUENE	1	U	
4-METHYL-2-PENTANONE	5	U	
ACETONE	5	U	
BENZENE	1	U	
BROMOBENZENE	1	U	
BROMOCHLOROMETHANE	1	U	

nsample	TB-011409
samp_date	1/14/2009
lab_id	A9A150128001
qc_type	NM
units	UG/L
Pct_Solids	
DUP_OF:	

Parameter	Result	Val Qual	Qual Code
BROMODICHLOROMETHANE	1	U	
BROMOFORM	1	U	
BROMOMETHANE	1	U	
CARBON DISULFIDE	1	U	
CARBON TETRACHLORIDE	1	U	
CHLOROBENZENE	1	U	
CHLORODIBROMOMETHANE	1	U	
CHLOROETHANE	1	U	
CHLOROFORM	1	U	
CHLOROMETHANE	1	U	
CIS-1,2-DICHLOROETHENE	1	U	
CIS-1,3-DICHLOROPROPENE	1	U	
DIBROMOMETHANE	1	U	
DICHLORODIFLUOROMETHANE	1	U	
DIISOPROPYL ETHER	5	U	
ETHYL TERT-BUTYL ETHER	5	U	
ETHYLBENZENE	1	U	
HEXACHLOROBUTADIENE	1	U	
ISOPROPYLBENZENE	1	U	
M+P-XYLENES	2	U	
METHYL TERT-BUTYL ETHER	5	U	
METHYLENE CHLORIDE	1	U	
NAPHTHALENE	1	U	
N-BUTYLBENZENE	1	U	
N-PROPYLBENZENE	1	U	
O-XYLENE	1	U	
SEC-BUTYLBENZENE	1	U	
STYRENE	1	U	
TERT-AMYL METHYL ETHER	5	U	
TERT-BUTYLBENZENE	1	U	
TERTIARY-BUTYL ALCOHOL	20	UR	C
TETRACHLOROETHENE	1	U	

nsample	TB-011409
samp_date	1/14/2009
lab_id	A9A150128001
qc_type	NM
units	UG/L
Pct_Solids	
DUP_OF:	

Parameter	Result	Val Qual	Qual Code
TOLUENE	1	U	
TOTAL XYLENES	2	U	
TRANS-1,2-DICHLOROETHENE	1	U	
TRANS-1,3-DICHLOROPROPENE	1	U	
TRICHLOROETHENE	1	U	
TRICHLOROFLUOROMETHANE	1	U	
VINYL ACETATE	2	U	
VINYL CHLORIDE	1	U	

PROJ_NO: 01596

SDG: 9A15128 MEDIA: WATER DATA FRACTION: OS

nsample	MW30 DEEP-011409
samp_date	1/14/2009
lab_id	A9A150128003
qc_type	NM
units	UG/L
Pct_Solids	
DUP_OF:	

Parameter	Result	Val Qual	Qual Code
1,1-BIPHENYL	10	U	
1,4-DIOXANE	1	U	
2,2'-OXYBIS(1-CHLOROPROPANE)	10	U	
2,4,5-TRICHLOROPHENOL	10	U	
2,4,6-TRICHLOROPHENOL	10	U	
2,4-DICHLOROPHENOL	10	U	
2,4-DIMETHYLPHENOL	10	U	
2,4-DINITROPHENOL	50	U	
2,4-DINITROTOLUENE	10	U	
2,6-DINITROTOLUENE	10	U	
2-CHLORONAPHTHALENE	10	U	
2-CHLOROPHENOL	10	U	
2-METHYLNAPHTHALENE	10	U	
2-METHYLPHENOL	10	U	
2-NITROANILINE	50	U	
2-NITROPHENOL	10	U	
3,3'-DICHLOROBENZIDINE	50	U	
3-NITROANILINE	50	U	
4,6-DINITRO-2-METHYLPHENOL	50	U	
4-BROMOPHENYL PHENYL ETHER	10	U	
4-CHLORO-3-METHYLPHENOL	10	U	
4-CHLOROANILINE	10	U	
4-CHLOROPHENYL PHENYL ETHER	10	U	
4-METHYLPHENOL	10	U	
4-NITROANILINE	50	U	
4-NITROPHENOL	50	U	
ACENAPHTHENE	10	U	
ACENAPHTHYLENE	10	U	
ACETOPHENONE	10	U	
ANTHRACENE	10	U	
ATRAZINE	10	U	
BENZALDEHYDE	10	U	

nsample	MW30 DEEP-011409
samp_date	1/14/2009
lab_id	A9A150128003
qc_type	NM
units	UG/L
Pct_Solids	
DUP_OF:	

Parameter	Result	Val Qual	Qual Code
BENZO(A)ANTHRACENE	10	U	
BENZO(A)PYRENE	10	U	
BENZO(B)FLUORANTHENE	10	U	
BENZO(G,H,I)PERYLENE	10	U	
BENZO(K)FLUORANTHENE	10	U	
BIS(2-CHLOROETHOXY)METHANE	10	U	
BIS(2-CHLOROETHYL)ETHER	10	U	
BIS(2-ETHYLHEXYL)PHTHALATE	0.85	B	A
BUTYL BENZYL PHTHALATE	10	U	
CAPROLACTAM	10	U	
CARBAZOLE	10	U	
CHRYSENE	10	U	
DIBENZO(A,H)ANTHRACENE	10	U	
DIBENZOFURAN	10	U	
DIETHYL PHTHALATE	10	U	
DIMETHYL PHTHALATE	10	U	
DI-N-BUTYL PHTHALATE	10	U	
DI-N-OCTYL PHTHALATE	10	U	
FLUORANTHENE	10	U	
FLUORENE	10	U	
HEXACHLOROBENZENE	10	U	
HEXACHLOROBUTADIENE	10	U	
HEXACHLOROCYCLOPENTADIENE	50	U	
HEXACHLOROETHANE	10	U	
INDENO(1,2,3-CD)PYRENE	10	U	
ISOPHORONE	10	U	
NAPHTHALENE	10	U	
NITROBENZENE	10	U	
N-NITROSODIMETHYLAMINE	10	U	
N-NITROSO-DI-N-PROPYLAMINE	10	U	
N-NITROSODIPHENYLAMINE	10	U	
PENTACHLOROPHENOL	10	U	

nsample	MW30 DEEP-011409
samp_date	1/14/2009
lab_id	A9A150128003
qc_type	NM
units	UG/L
Pct_Solids	
DUP_OF:	

Parameter	Result	Val Qual	Qual Code
PHENANTHRENE	10	U	
PHENOL	10	U	
PYRENE	10	U	

PROJ_NO: 01596

SDG: 9A15128 MEDIA: WATER DATA FRACTION: OS

nsample	MW31 DEEP-011409
samp_date	1/14/2009
lab_id	A9A150128002
qc_type	NM
units	UG/L
Pct_Solids	
DUP_OF:	

Parameter	Result	Val Qual	Qual Code
1,1-BIPHENYL	10	U	
1,4-DIOXANE	1	U	
2,2'-OXYBIS(1-CHLOROPROPANE)	10	U	
2,4,5-TRICHLOROPHENOL	10	U	
2,4,6-TRICHLOROPHENOL	10	U	
2,4-DICHLOROPHENOL	10	U	
2,4-DIMETHYLPHENOL	10	U	
2,4-DINITROPHENOL	50	U	
2,4-DINITROTOLUENE	10	U	
2,6-DINITROTOLUENE	10	U	
2-CHLORONAPHTHALENE	10	U	
2-CHLOROPHENOL	10	U	
2-METHYLNAPHTHALENE	10	U	
2-METHYLPHENOL	10	U	
2-NITROANILINE	50	U	
2-NITROPHENOL	10	U	
3,3'-DICHLOROBENZIDINE	50	U	
3-NITROANILINE	50	U	
4,6-DINITRO-2-METHYLPHENOL	50	U	
4-BROMOPHENYL PHENYL ETHER	10	U	
4-CHLORO-3-METHYLPHENOL	10	U	
4-CHLOROANILINE	10	U	
4-CHLOROPHENYL PHENYL ETHER	10	U	
4-METHYLPHENOL	10	U	
4-NITROANILINE	50	U	
4-NITROPHENOL	50	U	
ACENAPHTHENE	10	U	
ACENAPHTHYLENE	10	U	
ACETOPHENONE	0.47	J	P
ANTHRACENE	10	U	
ATRAZINE	10	U	
BENZALDEHYDE	10	U	

nsample	MW31 DEEP-011409
samp_date	1/14/2009
lab_id	A9A150128002
qc_type	NM
units	UG/L
Pct_Solids	
DUP_OF:	

Parameter	Result	Val Qual	Qual Code
BENZO(A)ANTHRACENE	10	U	
BENZO(A)PYRENE	10	U	
BENZO(B)FLUORANTHENE	10	U	
BENZO(G,H,I)PERYLENE	10	U	
BENZO(K)FLUORANTHENE	10	U	
BIS(2-CHLOROETHOXY)METHANE	10	U	
BIS(2-CHLOROETHYL)ETHER	10	U	
BIS(2-ETHYLHEXYL)PHTHALATE	4.6	B	A
BUTYL BENZYL PHTHALATE	10	U	
CAPROLACTAM	0.85	J	P
CARBAZOLE	10	U	
CHRYSENE	10	U	
DIBENZO(A,H)ANTHRACENE	10	U	
DIBENZOFURAN	10	U	
DIETHYL PHTHALATE	10	U	
DIMETHYL PHTHALATE	10	U	
DI-N-BUTYL PHTHALATE	1	J	P
DI-N-OCTYL PHTHALATE	10	U	
FLUORANTHENE	10	U	
FLUORENE	10	U	
HEXACHLOROBENZENE	10	U	
HEXACHLOROBUTADIENE	10	U	
HEXACHLOROCYCLOPENTADIENE	50	U	
HEXACHLOROETHANE	10	U	
INDENO(1,2,3-CD)PYRENE	10	U	
ISOPHORONE	10	U	
NAPHTHALENE	0.28	J	P
NITROBENZENE	10	U	
N-NITROSODIMETHYLAMINE	10	U	
N-NITROSO-DI-N-PROPYLAMINE	10	U	
N-NITROSODIPHENYLAMINE	10	U	
PENTACHLOROPHENOL	10	U	

nsample	MW31 DEEP-011409
samp_date	1/14/2009
lab_id	A9A150128002
qc_type	NM
units	UG/L
Pct_Solids	
DUP_OF:	

Parameter	Result	Val Qual	Qual Code
PHENANTHRENE	10	U	
PHENOL	10	U	
PYRENE	10	U	

Appendix B

Results as Reported by the Laboratory

Tetra Tech NUS, Inc

Client Sample ID: TB-011409

GC/MS Volatiles

Lot-Sample #...: A9A150128-001 **Work Order #...:** K5T0V1AA **Matrix.....:** WQ
Date Sampled...: 01/14/09 07:30 **Date Received..:** 01/15/09
Prep Date.....: 01/26/09 **Analysis Date..:** 01/26/09
Prep Batch #...: 9026373
Dilution Factor: 1 **Initial Wgt/Vol:** 5 mL **Final Wgt/Vol..:** 5 mL
Method.....: SW846 8260B

PARAMETER	RESULT	REPORTING LIMIT	UNITS
Acetone	ND	5.0	ug/L
Bromobenzene	ND	1.0	ug/L
Bromochloromethane	ND	1.0	ug/L
Bromodichloromethane	ND	1.0	ug/L
2-Butanone	ND	5.0	ug/L
n-Butylbenzene	ND	1.0	ug/L
sec-Butylbenzene	ND	1.0	ug/L
tert-Butylbenzene	ND	1.0	ug/L
Carbon disulfide	ND	1.0	ug/L
Dibromochloromethane	ND	1.0	ug/L
1,2-Dibromo-3-chloro-propane	ND	2.0	ug/L
2-Chloroethyl vinyl ether	ND	5.0	ug/L
2-Chlorotoluene	ND	1.0	ug/L
4-Chlorotoluene	ND	1.0	ug/L
1,2-Dibromoethane	ND	1.0	ug/L
Dibromomethane	ND	1.0	ug/L
1,2-Dichlorobenzene	ND	1.0	ug/L
1,3-Dichlorobenzene	ND	1.0	ug/L
1,4-Dichlorobenzene	ND	1.0	ug/L
Dichlorodifluoromethane	ND	1.0	ug/L
cis-1,2-Dichloroethene	ND	1.0	ug/L
trans-1,2-Dichloroethene	ND	1.0	ug/L
1,3-Dichloropropane	ND	1.0	ug/L
2,2-Dichloropropane	ND	1.0	ug/L
1,1-Dichloropropene	ND	1.0	ug/L
Trichlorofluoromethane	ND	1.0	ug/L
Hexachlorobutadiene	ND	1.0	ug/L
2-Hexanone	ND	5.0	ug/L
Isopropylbenzene	ND	1.0	ug/L
p-Isopropyltoluene	ND	1.0	ug/L
tert-Butyl alcohol	ND	20	ug/L
4-Methyl-2-pentanone	ND	5.0	ug/L
Naphthalene	ND	1.0	ug/L
n-Propylbenzene	ND	1.0	ug/L
Styrene	ND	1.0	ug/L
1,1,1,2-Tetrachloroethane	ND	1.0	ug/L
1,2,3-Trichlorobenzene	ND	1.0	ug/L

(Continued on next page)

Tetra Tech NUS, Inc

Client Sample ID: TB-011409

GC/MS Volatiles

Lot-Sample #...: A9A150128-001 **Work Order #...:** K5T0V1AA **Matrix.....:** WQ

PARAMETER	RESULT	REPORTING LIMIT	UNITS
1,2,4-Trichloro-benzene	ND	1.0	ug/L
1,2,3-Trichloropropane	ND	1.0	ug/L
1,1,2-Trichloro-1,2,2-trifluoroethane	ND	1.0	ug/L
1,2,4-Trimethylbenzene	ND	1.0	ug/L
Vinyl acetate	ND	2.0	ug/L
o-Xylene	ND	1.0	ug/L
Xylenes (total)	ND	2.0	ug/L
Methyl tert-butyl ether	ND	5.0	ug/L
m-Xylene & p-Xylene	ND	2.0	ug/L
1,2,3-Trimethylbenzene	ND	5.0	ug/L
Diisopropyl Ether (DIPE)	ND	5.0	ug/L
Ethyl-t-Butyl Ether (ETBE)	ND	5.0	ug/L
Tert-amyl methyl ether (TAME)	ND	5.0	ug/L
Benzene	ND	1.0	ug/L
Bromoform	ND	1.0	ug/L
Bromomethane	ND	1.0	ug/L
Carbon tetrachloride	ND	1.0	ug/L
Chlorobenzene	ND	1.0	ug/L
Chloroethane	ND	1.0	ug/L
Chloroform	ND	1.0	ug/L
Chloromethane	ND	1.0	ug/L
1,1-Dichloroethane	ND	1.0	ug/L
1,2-Dichloroethane	ND	1.0	ug/L
1,1-Dichloroethene	ND	1.0	ug/L
1,2-Dichloropropane	ND	1.0	ug/L
cis-1,3-Dichloropropene	ND	1.0	ug/L
trans-1,3-Dichloropropene	ND	1.0	ug/L
Ethylbenzene	ND	1.0	ug/L
Methylene chloride	ND	1.0	ug/L
1,1,2,2-Tetrachloroethane	ND	1.0	ug/L
Tetrachloroethene	ND	1.0	ug/L
Toluene	ND	1.0	ug/L
1,1,1-Trichloroethane	ND	1.0	ug/L
Trichloroethene	ND	1.0	ug/L
Vinyl chloride	ND	1.0	ug/L

SURROGATE	PERCENT RECOVERY	RECOVERY LIMITS
Dibromofluoromethane	90	(73 - 122)
1,2-Dichloroethane-d4	94	(61 - 128)
Toluene-d8	93	(76 - 110)
4-Bromofluorobenzene	94	(74 - 116)

Tetra Tech NUS, Inc

TB-011409

GC/MS Volatiles

Lot-Sample #: A9A150128-001 **Work Order #:** K5T0V1AA **Matrix:** WQ

MASS SPECTROMETER/DATA SYSTEM (MSDS) TENTATIVELY IDENTIFIED COMPOUNDS

PARAMETER	CAS #	ESTIMATED RESULT	RETENTION TIME	UNITS
None				ug/L

Tetra Tech NUS, Inc

Client Sample ID: MW30 DEEP-011409

GC/MS Volatiles

Lot-Sample #...: A9A150128-003 **Work Order #...:** K5T1E1AX **Matrix.....:** WG
Date Sampled...: 01/14/09 15:41 **Date Received..:** 01/15/09
Prep Date.....: 01/27/09 **Analysis Date..:** 01/27/09
Prep Batch #...: 9028272
Dilution Factor: 1 **Initial Wgt/Vol:** 5 mL **Final Wgt/Vol..:** 5 mL
Method.....: SW846 8260B

PARAMETER	RESULT	REPORTING LIMIT	UNITS
Acetone	**2.4 J**	**5.0**	**ug/L**
Bromobenzene	ND	1.0	ug/L
Bromochloromethane	ND	1.0	ug/L
Bromodichloromethane	**0.34 J**	**1.0**	**ug/L**
2-Butanone	**0.86 J**	**5.0**	**ug/L**
n-Butylbenzene	ND	1.0	ug/L
sec-Butylbenzene	ND	1.0	ug/L
tert-Butylbenzene	ND	1.0	ug/L
Carbon disulfide	ND	1.0	ug/L
Dibromochloromethane	ND	1.0	ug/L
1,2-Dibromo-3-chloro-propane	ND	2.0	ug/L
2-Chloroethyl vinyl ether	ND	5.0	ug/L
2-Chlorotoluene	ND	1.0	ug/L
4-Chlorotoluene	ND	1.0	ug/L
1,2-Dibromoethane	ND	1.0	ug/L
Dibromomethane	ND	1.0	ug/L
1,2-Dichlorobenzene	ND	1.0	ug/L
1,3-Dichlorobenzene	ND	1.0	ug/L
1,4-Dichlorobenzene	ND	1.0	ug/L
Dichlorodifluoromethane	ND	1.0	ug/L
cis-1,2-Dichloroethene	ND	1.0	ug/L
trans-1,2-Dichloroethene	ND	1.0	ug/L
1,3-Dichloropropane	ND	1.0	ug/L
2,2-Dichloropropane	ND	1.0	ug/L
1,1-Dichloropropene	ND	1.0	ug/L
Trichlorofluoromethane	ND	1.0	ug/L
Hexachlorobutadiene	ND	1.0	ug/L
2-Hexanone	ND	5.0	ug/L
Isopropylbenzene	ND	1.0	ug/L
p-Isopropyltoluene	ND	1.0	ug/L
tert-Butyl alcohol	ND	20	ug/L
4-Methyl-2-pentanone	ND	5.0	ug/L
Naphthalene	ND	1.0	ug/L
n-Propylbenzene	ND	1.0	ug/L
Styrene	ND	1.0	ug/L
1,1,1,2-Tetrachloroethane	ND	1.0	ug/L
1,2,3-Trichlorobenzene	ND	1.0	ug/L

(Continued on next page)

Tetra Tech NUS, Inc

Client Sample ID: MW30 DEEP-011409

GC/MS Volatiles

Lot-Sample #...: A9A150128-003 **Work Order #...:** K5T1E1AX **Matrix.....:** WG

PARAMETER	RESULT	REPORTING LIMIT	UNITS
1,2,4-Trichloro-benzene	ND	1.0	ug/L
1,2,3-Trichloropropane	ND	1.0	ug/L
1,1,2-Trichloro-1,2,2-trifluoroethane	ND	1.0	ug/L
1,2,4-Trimethylbenzene	ND	1.0	ug/L
Vinyl acetate	ND	2.0	ug/L
o-Xylene	ND	1.0	ug/L
Xylenes (total)	ND	2.0	ug/L
Methyl tert-butyl ether	ND	5.0	ug/L
m-Xylene & p-Xylene	ND	2.0	ug/L
1,2,3-Trimethylbenzene	ND	5.0	ug/L
Diisopropyl Ether (DIPE)	ND	5.0	ug/L
Ethyl-t-Butyl Ether (ETBE)	ND	5.0	ug/L
Tert-amyl methyl ether (TAME)	ND	5.0	ug/L
Benzene	ND	1.0	ug/L
Bromoform	ND	1.0	ug/L
Bromomethane	ND	1.0	ug/L
Carbon tetrachloride	ND	1.0	ug/L
Chlorobenzene	ND	1.0	ug/L
Chloroethane	ND	1.0	ug/L
Chloroform	**2.8**	**1.0**	**ug/L**
Chloromethane	ND	1.0	ug/L
1,1-Dichloroethane	ND	1.0	ug/L
1,2-Dichloroethane	ND	1.0	ug/L
1,1-Dichloroethene	ND	1.0	ug/L
1,2-Dichloropropane	ND	1.0	ug/L
cis-1,3-Dichloropropene	ND	1.0	ug/L
trans-1,3-Dichloropropene	ND	1.0	ug/L
Ethylbenzene	ND	1.0	ug/L
Methylene chloride	ND	1.0	ug/L
1,1,2,2-Tetrachloroethane	ND	1.0	ug/L
Tetrachloroethene	ND	1.0	ug/L
Toluene	**0.58 J**	**1.0**	**ug/L**
1,1,1-Trichloroethane	ND	1.0	ug/L
Trichloroethene	ND	1.0	ug/L
Vinyl chloride	ND	1.0	ug/L

SURROGATE	PERCENT RECOVERY	RECOVERY LIMITS
Dibromofluoromethane	92	(73 - 122)
1,2-Dichloroethane-d4	93	(61 - 128)
Toluene-d8	92	(76 - 110)
4-Bromofluorobenzene	91	(74 - 116)

NOTE(S):

J Estimated result. Result is less than RL.

Tetra Tech NUS, Inc

MW30 DEEP-011409

GC/MS Volatiles

Lot-Sample #: A9A150128-003 **Work Order #:** K5T1E1AX **Matrix:** WG

MASS SPECTROMETER/DATA SYSTEM (MSDS) TENTATIVELY IDENTIFIED COMPOUNDS

PARAMETER	CAS #	ESTIMATED RESULT		RETENTION TIME	UNITS
1-Propene, 2-methyl-	115-11-7	2.3 NJ	M	1.5522	ug/L
Unknown		11 J	M	2.1451	ug/L

NOTE(S):

M: Result was measured against nearest internal standard assuming a response factor of 1.

Tetra Tech NUS, Inc

Client Sample ID: MW31 DEEP-011409

GC/MS Volatiles

Lot-Sample #...: A9A150128-002 **Work Order #...:** K5T011CK **Matrix.....:** WG
Date Sampled...: 01/14/09 11:49 **Date Received..:** 01/15/09
Prep Date.....: 01/26/09 **Analysis Date..:** 01/26/09
Prep Batch #...: 9026373
Dilution Factor: 1 **Initial Wgt/Vol:** 5 mL **Final Wgt/Vol..:** 5 mL
Method.....: SW846 8260B

PARAMETER	RESULT	REPORTING LIMIT	UNITS
Acetone	**13**	**5.0**	**ug/L**
Bromobenzene	ND	1.0	ug/L
Bromochloromethane	ND	1.0	ug/L
Bromodichloromethane	ND	1.0	ug/L
2-Butanone	**1.2 J**	**5.0**	**ug/L**
n-Butylbenzene	ND	1.0	ug/L
sec-Butylbenzene	ND	1.0	ug/L
tert-Butylbenzene	ND	1.0	ug/L
Carbon disulfide	ND	1.0	ug/L
Dibromochloromethane	ND	1.0	ug/L
1,2-Dibromo-3-chloro-propane	ND	2.0	ug/L
2-Chloroethyl vinyl ether	ND	5.0	ug/L
2-Chlorotoluene	ND	1.0	ug/L
4-Chlorotoluene	ND	1.0	ug/L
1,2-Dibromoethane	ND	1.0	ug/L
Dibromomethane	ND	1.0	ug/L
1,2-Dichlorobenzene	ND	1.0	ug/L
1,3-Dichlorobenzene	ND	1.0	ug/L
1,4-Dichlorobenzene	ND	1.0	ug/L
Dichlorodifluoromethane	ND	1.0	ug/L
cis-1,2-Dichloroethene	ND	1.0	ug/L
trans-1,2-Dichloroethene	ND	1.0	ug/L
1,3-Dichloropropane	ND	1.0	ug/L
2,2-Dichloropropane	ND	1.0	ug/L
1,1-Dichloropropene	ND	1.0	ug/L
Trichlorofluoromethane	ND	1.0	ug/L
Hexachlorobutadiene	ND	1.0	ug/L
2-Hexanone	ND	5.0	ug/L
Isopropylbenzene	ND	1.0	ug/L
p-Isopropyltoluene	ND	1.0	ug/L
tert-Butyl alcohol	ND	20	ug/L
4-Methyl-2-pentanone	**2.6 J**	**5.0**	**ug/L**
Naphthalene	ND	1.0	ug/L
n-Propylbenzene	ND	1.0	ug/L
Styrene	ND	1.0	ug/L
1,1,1,2-Tetrachloroethane	ND	1.0	ug/L
1,2,3-Trichlorobenzene	ND	1.0	ug/L

(Continued on next page)

Tetra Tech NUS, Inc

Client Sample ID: MW31 DEEP-011409

GC/MS Volatiles

Lot-Sample #...: A9A150128-002 **Work Order #...:** K5T011CK **Matrix.....:** WG

PARAMETER	RESULT	REPORTING LIMIT	UNITS
1,2,4-Trichloro-benzene	ND	1.0	ug/L
1,2,3-Trichloropropane	ND	1.0	ug/L
1,1,2-Trichloro-1,2,2-trifluoroethane	ND	1.0	ug/L
1,2,4-Trimethylbenzene	**0.40 J**	**1.0**	**ug/L**
Vinyl acetate	ND	2.0	ug/L
o-Xylene	**0.36 J**	**1.0**	**ug/L**
Xylenes (total)	**0.98 J**	**2.0**	**ug/L**
Methyl tert-butyl ether	ND	5.0	ug/L
m-Xylene & p-Xylene	**0.61 J**	**2.0**	**ug/L**
1,2,3-Trimethylbenzene	**0.17 J**	**5.0**	**ug/L**
Diisopropyl Ether (DIPE)	ND	5.0	ug/L
Ethyl-t-Butyl Ether (ETBE)	ND	5.0	ug/L
Tert-amyl methyl ether (TAME)	ND	5.0	ug/L
Benzene	ND	1.0	ug/L
Bromoform	ND	1.0	ug/L
Bromomethane	ND	1.0	ug/L
Carbon tetrachloride	ND	1.0	ug/L
Chlorobenzene	ND	1.0	ug/L
Chloroethane	ND	1.0	ug/L
Chloroform	**20**	**1.0**	**ug/L**
Chloromethane	ND	1.0	ug/L
1,1-Dichloroethane	ND	1.0	ug/L
1,2-Dichloroethane	ND	1.0	ug/L
1,1-Dichloroethene	ND	1.0	ug/L
1,2-Dichloropropane	ND	1.0	ug/L
cis-1,3-Dichloropropene	ND	1.0	ug/L
trans-1,3-Dichloropropene	ND	1.0	ug/L
Ethylbenzene	**0.20 J**	**1.0**	**ug/L**
Methylene chloride	**1.6 B**	**1.0**	**ug/L**
1,1,2,2-Tetrachloroethane	ND	1.0	ug/L
Tetrachloroethene	ND	1.0	ug/L
Toluene	**0.87 J**	**1.0**	**ug/L**
1,1,1-Trichloroethane	ND	1.0	ug/L
Trichloroethene	ND	1.0	ug/L
Vinyl chloride	ND	1.0	ug/L

SURROGATE	PERCENT RECOVERY	RECOVERY LIMITS
Dibromofluoromethane	93	(73 - 122)
1,2-Dichloroethane-d4	95	(61 - 128)
Toluene-d8	96	(76 - 110)
4-Bromofluorobenzene	95	(74 - 116)

(Continued on next page)

Tetra Tech NUS, Inc

Client Sample ID: MW31 DEEP-011409

GC/MS Volatiles

Lot-Sample #...: A9A150128-002 Work Order #...: K5T011CK Matrix.....: WG

NOTE(S):

J Estimated result. Result is less than RL.

B Method blank contamination. The associated method blank contains the target analyte at a reportable level.

Tetra Tech NUS, Inc

MW31 DEEP-011409

GC/MS Volatiles

Lot-Sample #: A9A150128-002 **Work Order #:** K5T011CK **Matrix:** WG

MASS SPECTROMETER/DATA SYSTEM (MSDS) TENTATIVELY IDENTIFIED COMPOUNDS

PARAMETER	CAS #	ESTIMATED RESULT		RETENTION TIME	UNITS
1-Propene, 2-methyl-	115-11-7	3.1 NJ	M	1.5402	ug/L

NOTE(S):

M: Result was measured against nearest internal standard assuming a response factor of 1.

Tetra Tech NUS, Inc

Client Sample ID: MW30 DEEP-011409

GC/MS Semivolatiles

Lot-Sample #...: A9A150128-003 **Work Order #...:** K5T1E1A0 **Matrix.....:** WG
Date Sampled...: 01/14/09 15:41 **Date Received..:** 01/15/09
Prep Date.....: 01/16/09 **Analysis Date..:** 01/20/09
Prep Batch #...: 9016028
Dilution Factor: 1 **Initial Wgt/Vol:** 1050 mL **Final Wgt/Vol..:** 2 mL
Method.....: SW846 8270C

PARAMETER	RESULT	REPORTING LIMIT	UNITS
Acetophenone	ND	10	ug/L
Atrazine	ND	10	ug/L
1,4-Dioxane	ND	1.0	ug/L
N-Nitrosodimethylamine	ND	10	ug/L
Benzaldehyde	ND	10	ug/L
1,1'-Biphenyl	ND	10	ug/L
Caprolactam	ND	10	ug/L
Phenol	ND	10	ug/L
bis(2-Chloroethyl)-ether	ND	10	ug/L
2-Chlorophenol	ND	10	ug/L
2-Methylphenol	ND	10	ug/L
2,2'-oxybis(1-Chloro-propane)	ND	10	ug/L
4-Methylphenol	ND	10	ug/L
N-Nitrosodi-n-propyl-amine	ND	10	ug/L
Hexachloroethane	ND	10	ug/L
Nitrobenzene	ND	10	ug/L
Isophorone	ND	10	ug/L
2-Nitrophenol	ND	10	ug/L
2,4-Dimethylphenol	ND	10	ug/L
bis(2-Chloroethoxy) methane	ND	10	ug/L
2,4-Dichlorophenol	ND	10	ug/L
Naphthalene	ND	10	ug/L
4-Chloroaniline	ND	10	ug/L
Hexachlorobutadiene	ND	10	ug/L
4-Chloro-3-methylphenol	ND	10	ug/L
2-Methylnaphthalene	ND	10	ug/L
Hexachlorocyclopenta-diene	ND	50	ug/L
2,4,6-Trichloro-phenol	ND	10	ug/L
2,4,5-Trichloro-phenol	ND	10	ug/L
2-Chloronaphthalene	ND	10	ug/L
2-Nitroaniline	ND	50	ug/L

(Continued on next page)

Tetra Tech NUS, Inc

Client Sample ID: MW30 DEEP-011409

GC/MS Semivolatiles

Lot-Sample #...: A9A150128-003 **Work Order #...:** K5T1E1A0 **Matrix.....:** WG

PARAMETER	RESULT	REPORTING LIMIT	UNITS
Dimethyl phthalate	ND	10	ug/L
Acenaphthylene	ND	10	ug/L
2,6-Dinitrotoluene	ND	10	ug/L
3-Nitroaniline	ND	50	ug/L
Acenaphthene	ND	10	ug/L
2,4-Dinitrophenol	ND	50	ug/L
4-Nitrophenol	ND	50	ug/L
Dibenzofuran	ND	10	ug/L
2,4-Dinitrotoluene	ND	10	ug/L
Diethyl phthalate	ND	10	ug/L
4-Chlorophenyl phenyl ether	ND	10	ug/L
Fluorene	ND	10	ug/L
4-Nitroaniline	ND	50	ug/L
4,6-Dinitro-2-methylphenol	ND	50	ug/L
N-Nitrosodiphenylamine	ND	10	ug/L
4-Bromophenyl phenyl ether	ND	10	ug/L
Hexachlorobenzene	ND	10	ug/L
Pentachlorophenol	ND	10	ug/L
Phenanthrene	ND	10	ug/L
Anthracene	ND	10	ug/L
Carbazole	ND	10	ug/L
Di-n-butyl phthalate	ND	10	ug/L
Fluoranthene	ND	10	ug/L
Pyrene	ND	10	ug/L
Butyl benzyl phthalate	ND	10	ug/L
3,3'-Dichlorobenzidine	ND	50	ug/L
Benzo(a)anthracene	ND	10	ug/L
Chrysene	ND	10	ug/L
bis(2-Ethylhexyl) phthalate	**0.85 J,B**	**10**	**ug/L**
Di-n-octyl phthalate	ND	10	ug/L
Benzo(b)fluoranthene	ND	10	ug/L
Benzo(k)fluoranthene	ND	10	ug/L
Benzo(a)pyrene	ND	10	ug/L
Indeno(1,2,3-cd)pyrene	ND	10	ug/L
Dibenz(a,h)anthracene	ND	10	ug/L
Benzo(ghi)perylene	ND	10	ug/L

(Continued on next page)

Tetra Tech NUS, Inc

Client Sample ID: MW30 DEEP-011409

GC/MS Semivolatiles

Lot-Sample #...: A9A150128-003 Work Order #...: K5T1E1A0 Matrix.....: WG

SURROGATE	PERCENT RECOVERY	RECOVERY LIMITS
Nitrobenzene-d5	80	(27 - 111)
2-Fluorobiphenyl	76	(28 - 110)
Terphenyl-d14	103	(37 - 119)
Phenol-d5	76	(10 - 110)
2-Fluorophenol	74	(10 - 110)
2,4,6-Tribromophenol	78	(22 - 120)

NOTE(S):

J Estimated result. Result is less than RL.

B Method blank contamination. The associated method blank contains the target analyte at a reportable level.

Tetra Tech NUS, Inc

Client Sample ID: MW31 DEEP-011409

GC/MS Semivolatiles

Lot-Sample #...: A9A150128-002 **Work Order #...:** K5T011CL **Matrix.....:** WG
Date Sampled...: 01/14/09 11:49 **Date Received..:** 01/15/09
Prep Date.....: 01/16/09 **Analysis Date..:** 01/20/09
Prep Batch #...: 9016028
Dilution Factor: 1 **Initial Wgt/Vol:** 1040 mL **Final Wgt/Vol..:** 2 mL
Method.....: SW846 8270C

PARAMETER	RESULT	REPORTING LIMIT	UNITS
Acetophenone	**0.47 J**	**10**	**ug/L**
Atrazine	ND	10	ug/L
1,4-Dioxane	ND	1.0	ug/L
N-Nitrosodimethylamine	ND	10	ug/L
Benzaldehyde	ND	10	ug/L
1,1'-Biphenyl	ND	10	ug/L
Caprolactam	**0.85 J**	**10**	**ug/L**
Phenol	ND	10	ug/L
bis(2-Chloroethyl)-ether	ND	10	ug/L
2-Chlorophenol	ND	10	ug/L
2-Methylphenol	ND	10	ug/L
2,2'-oxybis(1-Chloro-propane)	ND	10	ug/L
4-Methylphenol	ND	10	ug/L
N-Nitrosodi-n-propyl-amine	ND	10	ug/L
Hexachloroethane	ND	10	ug/L
Nitrobenzene	ND	10	ug/L
Isophorone	ND	10	ug/L
2-Nitrophenol	ND	10	ug/L
2,4-Dimethylphenol	ND	10	ug/L
bis(2-Chloroethoxy) methane	ND	10	ug/L
2,4-Dichlorophenol	ND	10	ug/L
Naphthalene	**0.28 J**	**10**	**ug/L**
4-Chloroaniline	ND	10	ug/L
Hexachlorobutadiene	ND	10	ug/L
4-Chloro-3-methylphenol	ND	10	ug/L
2-Methylnaphthalene	ND	10	ug/L
Hexachlorocyclopenta-diene	ND	50	ug/L
2,4,6-Trichloro-phenol	ND	10	ug/L
2,4,5-Trichloro-phenol	ND	10	ug/L
2-Chloronaphthalene	ND	10	ug/L
2-Nitroaniline	ND	50	ug/L

(Continued on next page)

Tetra Tech NUS, Inc

Client Sample ID: MW31 DEEP-011409

GC/MS Semivolatiles

Lot-Sample #...: A9A150128-002 **Work Order #...:** K5T011CL **Matrix.....:** WG

PARAMETER	RESULT	REPORTING LIMIT	UNITS
Dimethyl phthalate	ND	10	ug/L
Acenaphthylene	ND	10	ug/L
2,6-Dinitrotoluene	ND	10	ug/L
3-Nitroaniline	ND	50	ug/L
Acenaphthene	ND	10	ug/L
2,4-Dinitrophenol	ND	50	ug/L
4-Nitrophenol	ND	50	ug/L
Dibenzofuran	ND	10	ug/L
2,4-Dinitrotoluene	ND	10	ug/L
Diethyl phthalate	ND	10	ug/L
4-Chlorophenyl phenyl ether	ND	10	ug/L
Fluorene	ND	10	ug/L
4-Nitroaniline	ND	50	ug/L
4,6-Dinitro-2-methylphenol	ND	50	ug/L
N-Nitrosodiphenylamine	ND	10	ug/L
4-Bromophenyl phenyl ether	ND	10	ug/L
Hexachlorobenzene	ND	10	ug/L
Pentachlorophenol	ND	10	ug/L
Phenanthrene	ND	10	ug/L
Anthracene	ND	10	ug/L
Carbazole	ND	10	ug/L
Di-n-butyl phthalate	**1.0 J**	**10**	**ug/L**
Fluoranthene	ND	10	ug/L
Pyrene	ND	10	ug/L
Butyl benzyl phthalate	ND	10	ug/L
3,3'-Dichlorobenzidine	ND	50	ug/L
Benzo(a)anthracene	ND	10	ug/L
Chrysene	ND	10	ug/L
bis(2-Ethylhexyl) phthalate	**4.6 J,B**	**10**	**ug/L**
Di-n-octyl phthalate	ND	10	ug/L
Benzo(b)fluoranthene	ND	10	ug/L
Benzo(k)fluoranthene	ND	10	ug/L
Benzo(a)pyrene	ND	10	ug/L
Indeno(1,2,3-cd)pyrene	ND	10	ug/L
Dibenz(a,h)anthracene	ND	10	ug/L
Benzo(ghi)perylene	ND	10	ug/L

(Continued on next page)

Tetra Tech NUS, Inc

Client Sample ID: MW31 DEEP-011409

GC/MS Semivolatiles

Lot-Sample #...: A9A150128-002 **Work Order #...:** K5T011CL **Matrix.....:** WG

SURROGATE	PERCENT RECOVERY	RECOVERY LIMITS
Nitrobenzene-d5	74	(27 - 111)
2-Fluorobiphenyl	68	(28 - 110)
Terphenyl-d14	70	(37 - 119)
Phenol-d5	70	(10 - 110)
2-Fluorophenol	68	(10 - 110)
2,4,6-Tribromophenol	82	(22 - 120)

NOTE(S):

J Estimated result. Result is less than RL.

B Method blank contamination. The associated method blank contains the target analyte at a reportable level.

Appendix C

Support Documentation

HOLDTIME

SDG 9A15128

SORT	UNITS	NSAMPLE	LAB_ID	QC_TYPE	SAMP_DATE	EXTR_DATE	ANAL_DATE	SMP_EXTR	EXTR_ANL	SMP_ANL
HG	UG/L	MW31 DEEP-011409	A9A150128002	NM	1/14/2009	1/20/2009	1/20/2009	6	0	6
HG	UG/L	MW30 DEEP-011409	A9A150128003	NM	1/14/2009	1/20/2009	1/20/2009	6	0	6
M	UG/L	MW31 DEEP-011409	A9A150128002	NM	1/14/2009	1/20/2009	1/21/2009	6	1	7
M	UG/L	MW30 DEEP-011409	A9A150128003	NM	1/14/2009	1/20/2009	1/21/2009	6	1	7
OS	%	MW31 DEEP-011409	A9A150128002	NM	1/14/2009	1/16/2009	1/20/2009	2	4	6
OS	%	MW30 DEEP-011409	A9A150128003	NM	1/14/2009	1/16/2009	1/20/2009	2	4	6
OS	UG/L	MW31 DEEP-011409	A9A150128002	NM	1/14/2009	1/16/2009	1/20/2009	2	4	6
OS	UG/L	MW30 DEEP-011409	A9A150128003	NM	1/14/2009	1/16/2009	1/20/2009	2	4	6
OV	%	MW31 DEEP-011409	A9A150128002	NM	1/14/2009	1/26/2009	1/26/2009	12	0	12
OV	%	MW30 DEEP-011409	A9A150128003	NM	1/14/2009	1/27/2009	1/27/2009	13	0	13
OV	UG/L	MW31 DEEP-011409	A9A150128002	NM	1/14/2009	1/26/2009	1/26/2009	12	0	12
OV	UG/L	MW30 DEEP-011409	A9A150128003	NM	1/14/2009	1/27/2009	1/27/2009	13	0	13

Chain of Custody Record

Temperature on Receipt _____

Drinking Water? Yes ☐ No ☐

TestAmerica
THE LEADER IN ENVIRONMENTAL TESTING

TAL-4124 (1007)

Client	Project Manager	Date	Chain of Custody Number
Tetra Tech NUS	Tony Spanavage	1-14-09	114070
Address	**Telephone Number (Area Code)/Fax Number**	**Lab Number**	**Page** 1 of 1
20251 Century Blvd STE 200	(301) 528-3021		
City / **State** / **Zip Code**	**Site Contact**	**Lab Contact**	
Germantown / MD / 20874	Walt Pryor	Pat O'meara	
Project Name and Location (State)	**Carrier/Waybill Number**		
Martin State Airport			
Contract/Purchase Order/Quote No.			

Sample I.D. No. and Description (Containers for each sample may be combined on one line)	Date	Time	Matrix: Air	Aqueous	Sed.	Soil	Containers & Preservatives: Unpres.	H2SO4	HNO3	HCl	NaOH	ZnAc/ NaOH	Analysis: VOCs	TAL metals	SVOCs	Diss metals	Special Instructions/ Conditions of Receipt
TB-011409	1-14-09	0730		X									X				
MW31 Deep-011409	↓	1149		X			X		X	X			X	X	X	X	Need MW31 Deep
MW30 Deep 011409		1541		X			X		X	X			X	X	X		need metals
																	Filter.

Possible Hazard Identification
☐ Non-Hazard ☐ Flammable ☐ Skin Irritant ☐ Poison B ☐ Unknown

Sample Disposal
☐ Return To Client ☐ Disposal By Lab ☐ Archive For _____ Months
(A fee may be assessed if samples are retained longer than 1 month)

Turn Around Time Required
☐ 24 Hours ☐ 48 Hours ☐ 7 Days ☐ 14 Days ☐ 21 Days ☐ Other_____

QC Requirements (Specify)

	Date	Time		Date	Time
1. Relinquished By: Walt e Pryor	1-14-09	1700	1. Received By: TESTAMERICA	15JAN09	1040
2. Relinquished By			2. Received By		
3. Relinquished By			3. Received By		

Comments

DISTRIBUTION: WHITE - Returned to Client with Report; CANARY - Stays with the Sample; PINK - Field Copy

North Canton

16

TestAmerica Cooler Receipt Form/Narrative
North Canton Facility

Lot Number: A9A150128

Client TETRA TECH Project M.S. AIRPORT By: [signature] (Signature)
Cooler Received on 15 JAN 2009 Opened on 15 JAN 2009
FedEx ☒ UPS ☐ DHL ☐ FAS ☐ Stetson ☐ Client Drop Off ☐ TestAmerica Courier ☐ Other ____
TestAmerica Cooler # L769 Multiple Coolers ☐ Foam Box ☐ Client Cooler ☐ Other ____

1. Were custody seals on the outside of the cooler(s)? Yes ☐ No ☒ Intact? Yes ☐ No ☐ NA ☒
   If YES, Quantity ____ Quantity Unsalvageable ____
   Were custody seals on the outside of cooler(s) signed and dated? Yes ☐ No ☐ NA ☒
   Were custody seals on the bottle(s)? Yes ☐ No ☒
   If YES, are there any exceptions? ____
2. Shippers' packing slip attached to the cooler(s)? Yes ☒ No ☐
3. Did custody papers accompany the sample(s)? Yes ☒ No ☐ Relinquished by client? Yes ☒ No ☐
4. Were the custody papers signed in the appropriate place? Yes ☒ No ☐
5. Packing material used: Bubble Wrap ☒ Foam ☐ None ☐ Other PLASTIC BAG
6. Cooler temperature upon receipt 1.6 °C See back of form for multiple coolers/temps ☐
   METHOD: IR ☒ Other ☐ ____
   COOLANT: Wet Ice ☒ Blue Ice ☐ Dry Ice ☐ Water ☐ None ☐
7. Did all bottles arrive in good condition (Unbroken)? Yes ☒ No ☐
8. Could all bottle labels be reconciled with the COC? Yes ☒ No ☐
9. Were sample(s) at the correct pH upon receipt? Yes ☒ No ☐ NA ☐
10. Were correct bottle(s) used for the test(s) indicated? Yes ☒ No ☐
11. Were air bubbles >6 mm in any VOA vials? MAF 1/15 ~~Yes~~ ☒ No ☒ NA ☐
12. Sufficient quantity received to perform indicated analyses? Yes ☒ No ☐
13. Was a trip blank present in the cooler(s)? Yes ☒ No ☐ Were VOAs on the COC? Yes ☒ No ☐

Contacted PM ____ Date ____ by ____ via Verbal ☐ Voice Mail ☐ Other ☐
Concerning ____

14. CHAIN OF CUSTODY

The following discrepancies occurred:

15. SAMPLE CONDITION

Sample(s) ____ were received after the recommended holding time had expired.
Sample(s) ____ were received in a broken container.
Sample(s) ____ were received with bubble >6 mm in diameter. (Notify PM)

16. SAMPLE PRESERVATION

Sample(s) ____ were further preserved in Sample Receiving to meet recommended pH level(s). *Nitric Acid Lot# 100108-HNO_3; Sulfuric Acid Lot# 100108-H_2SO_4; Sodium Hydroxide Lot# 073007 -NaOH; Hydrochloric Acid Lot# 092006-HCl; Sodium Hydroxide and Zinc Acetate Lot# 050205-$(CH_3COO)_2ZN$/NaOH.* What time was preservative added to sample(s)? ____

Client ID	pH	Date	Initials
21	22	15 JAN 09	MAF
30	22		

North Canton

SOP: NC-SC-0005, Sample Receiving
N:\QAQC\NARRATIV\TestAmerica\Cooler Receipt TestAmerica\COOLER_TestAmerica_Rev 69 112808.doc

17

TestAmerica Cooler Receipt Form/Narrative
North Canton Facility

Client ID	pH	Date	Initials

TestAmerica

THE LEADER IN ENVIRONMENTAL TESTING

TestAmerica Laboratories, Inc.

ANALYTICAL REPORT

MARTIN STATE AIRPORT
SDG #: 9A15128

Michael Martin

Tetra Tech NUS Inc
20251 Century Blvd
Suite 200
Germantown, MD 20874

TESTAMERICA LABORATORIES, INC.

Patrick J. O'Meara
Project Manager

February 2, 2009

CASE NARRATIVE

9A15128

The following report contains the analytical results for two water samples and one quality control sample submitted to TestAmerica North Canton by TetraTech NUS, Inc. from the Martin State Airport Site. The samples were received January 15, 2009, according to documented sample acceptance procedures.

This SDG consists of (1) laboratory ID's: A9A150128.

TestAmerica utilizes USEPA approved methods in all analytical work. The samples presented in this report were analyzed for the parameter(s) listed on the analytical methods summary page in accordance with the method(s) indicated. Preliminary results were provided to Michael Martin, and Tobrena Skeen on January 29, 2009. A summary of QC data for these analyses is included at the back of the report.

TestAmerica North Canton attests to the validity of the laboratory data generated by TestAmerica facilities reported herein. All analyses performed by TestAmerica facilities were done using established laboratory SOPs that incorporate QA/QC procedures described in the applicable methods. TestAmerica's operations groups have reviewed the data for compliance with the laboratory QA/QC plan, and data have been found to be compliant with laboratory protocols unless otherwise noted below.

Any reference within this document to Severn Trent Laboratories, Inc. or STL, should be understood to refer to TestAmerica Laboratories, Inc. (formerly known as Severn Trent Laboratories, Inc.)

The test results in this report meet all NELAP requirements for parameters for which accreditation is required or available. Any exceptions to NELAP requirements are noted in this report. Pursuant to NELAP, this report may not be reproduced, except in full, without the written approval of the laboratory.

Please refer to the Quality Control Elements Narrative following this case narrative for additional quality control information.

If you have any questions, please call the Project Manager, Patrick J. O'Meara, at 330-497-9396.

This report is sequentially paginated. The final page of the report is labeled as "END OF REPORT."

CASE NARRATIVE (continued)

SUPPLEMENTAL QC INFORMATION

SAMPLE RECEIVING

The temperature of the cooler upon sample receipt was 1.6°C.

GC/MS VOLATILES

The sample(s) that contained concentrations of target analyte(s) at a reportable level in the associated Method Blank(s) were flagged with "B". All target analytes in the Method Blank must be below the reporting limit (RL) or the associated sample(s) must be ND with the exception of common laboratory contaminants.

The sample(s) that contain results between the MDL and the RL were flagged with "J". There is a possibility of false positive or mis-identification at these quantitation levels. In analytical methods requiring confirmation of the analyte reported, confirmation was performed only down to the standard reporting limit (SRL). The acceptance criteria for QC samples may not be met at these quantitation levels.

2-Chloroethyl vinyl ether cannot be reliably recovered in an acid preserved sample.

GC/MS SEMIVOLATILES

The sample(s) that contained concentrations of target analyte(s) at a reportable level in the associated Method Blank(s) were flagged with "B". All target analytes in the Method Blank must be below the reporting limit (RL) or the associated sample(s) must be ND with the exception of common laboratory contaminants.

The sample(s) that contain results between the MDL and the RL were flagged with "J". There is a possibility of false positive or mis-identification at these quantitation levels. In analytical methods requiring confirmation of the analyte reported, confirmation was performed only down to the standard reporting limit (SRL). The acceptance criteria for QC samples may not be met at these quantitation levels.

METALS

The sample(s) that contain results between the MDL and the RL were flagged with "B". There is the possibility of false positive or mis-identification at these quantitation levels. The acceptance criteria for the ICB, CCB, and Method Blank are +/- the standard reporting limit (SRL).

The sample(s) that contained concentrations of target analyte(s) at a reportable level in the associated Method Blank(s) were flagged with "J". Refer to the sample report pages for the affected analyte(s).

CASE NARRATIVE (continued)

METALS (continued)

The matrix spike/matrix spike duplicate(s) for MW31 DEEP-011409 had recoveries outside acceptance limits. However, since the associated method blank(s) and laboratory control sample(s) were in control, no corrective action was necessary.

No ICP MS Form IX was provided for batch(es) 9020012. The serial dilution was performed on a different sample from the same QC batch(es).

The sample duplicate RPD was outside the acceptance limits for some analytes. The result is less than five times the reporting limit; therefore, no corrective action is required. Refer to the sample duplicate report for RPDS that exceed 20%.

QUALITY CONTROL ELEMENTS NARRATIVE

TestAmerica North Canton conducts a quality assurance/quality control (QA/QC) program designed to provide scientifically valid and legally defensible data. Toward this end, several types of quality control indicators are incorporated into the QA/QC program, which is described in detail in QA Policy, QA-003. These indicators are introduced into the sample testing process to provide a mechanism for the assessment of the analytical data.

QC BATCH

Environmental samples are taken through the testing process in groups called QUALITY CONTROL BATCHES (QC batches). A QC batch contains up to twenty environmental samples of a similar matrix (water, soil) that are processed using the same reagents and standards. TestAmerica North Canton requires that each environmental sample be associated with a QC batch.

Several quality control samples are included in each QC batch and are processed identically to the twenty environmental samples.

For SW846/RCRA methods, QC samples include a METHOD BLANK (MB), a LABORATORY CONTROL SAMPLE (LCS) and, where appropriate, a MATRIX SPIKE/MATRIX SPIKE DUPLICATE (MS/MSD) pair or a MATRIX SPIKE/SAMPLE DUPLICATE (MS/DU) pair. If there is insufficient sample to perform an MS/MSD or an MS/DU, then a LABORATORY CONTROL SAMPLE DUPLICATE (LCSD) is included in the QC batch.

For 600 series/CWA methods, QC samples include a METHOD BLANK (MB), a LABORATORY CONTROL SAMPLE (LCS) and, where appropriate, a MATRIX SPIKE (MS). An MS is prepared and analyzed at a 10% frequency for GC Methods and at a 5% frequency for GC/MS methods.

LABORATORY CONTROL SAMPLE

The Laboratory Control Sample is a QC sample that is created by adding known concentrations of a full or partial set of target analytes to a matrix similar to that of the environmental samples in the QC batch. Multi peak responders may not be included in the target spike list due to co-elution. The LCS analyte recovery results are used to monitor the analytical process and provide evidence that the laboratory is performing the method within acceptable guidelines. All control analytes indicated by a bold type in the LCS must meet acceptance criteria. Failure to meet the established recovery guidelines requires the repreparation and reanalysis of all samples in the QC batch. Comparison of only the failed parameters from the first batch are evaluated. The only exception to the rework requirement is that if the LCS recoveries are biased high and the associated sample is ND (non-detected) for the parameter(s) of interest, the batch is acceptable.

At times, a Laboratory Control Sample Duplicate (LCSD) is also included in the QC batch. An LCSD is a QC sample that is created and handled identically to the LCS. Analyte recovery data from the LCSD is assessed in the same way as that of the LCS. The LCSD recoveries, together with the LCS recoveries, are used to determine the reproducibility (precision) of the analytical system. Precision data are expressed as relative percent differences (RPDs). If the RPD fails for an LCS/LCSD and yet the recoveries are within acceptance criteria, the batch is still acceptable.

METHOD BLANK

The Method Blank is a QC sample consisting of all the reagents used in analyzing the environmental samples contained in the QC batch. Method Blank results are used to determine if interference or contamination in the analytical system could lead to the reporting of false positive data or elevated analyte concentrations. All target analytes must be below the reporting limits (RL) or the associated sample(s) must be ND except under the following circumstances:

- Common organic contaminants may be present at concentrations up to 5 times the reporting limits. Common metals contaminants may be present at concentrations up to 2 times the reporting limit, or the reported blank concentration must be twenty fold less than the concentration reported in the associated environmental samples. (See common laboratory contaminants listed in the table.)

Volatile (GC or GC/MS)	Semivolatile (GC/MS)	Metals ICP-MS	Metals ICP Trace
Methylene Chloride, Acetone, 2-Butanone	Phthalate Esters	Copper, Iron, Zinc, Lead, Calcium, Magnesium, Potassium, Sodium, Barium, Chromium, Manganese	Copper, Iron, Zinc, Lead

- Organic blanks will be accepted if compounds detected in the blank are present in the associated samples at levels 10 times the blank level. Inorganic blanks will be accepted if elements detected in the blank are present in the associated samples at 20 times the blank level.

- Blanks will be accepted if the compounds/elements detected are not present in any of the associated environmental samples.

Failure to meet these Method Blank criteria requires the repreparation and reanalysis of all samples in the QC batch.

MATRIX SPIKE/MATRIX SPIKE DUPLICATE

A Matrix Spike and a Matrix Spike Duplicate are a pair of environmental samples to which known concentrations of a full or partial set of target analytes are added. The MS/MSD results are determined in the same manner as the results of the environmental sample used to prepare the MS/MSD. The analyte recoveries and the relative percent differences (RPDs) of the recoveries are calculated and used to evaluate the effect of the sample matrix on the analytical results. Due to the potential variability of the matrix of each sample, the MS/MSD results may not have an immediate bearing on any samples except the one spiked; therefore, the associated batch MS/MSD may not reflect the same compounds as the samples contained in the analytical report. When these MS/MSD results fail to meet acceptance criteria, the data is evaluated. If the LCS is within acceptance criteria, the batch is considered acceptable.

For certain methods, a Matrix Spike/Sample Duplicate (MS/DU) may be included in the QC batch in place of the MS/MSD. For the parameters (i.e. pH, ignitability) where it is not possible to prepare a spiked sample, a Sample Duplicate may be included in the QC batch. However, a Sample Duplicate is less likely to provide usable precision statistics depending on the likelihood of finding concentrations below the standard reporting limit. When the Sample Duplicate result fails to meet acceptance criteria, the data is evaluated.

For certain methods (600 series methods/CWA), a Matrix Spike is required in place of a Matrix Spike/Matrix Spike Duplicate (MS/MSD) or Matrix Spike/Sample Duplicate (MS/DU).

The acceptance criteria do not apply to samples that are diluted.

SURROGATE COMPOUNDS

In addition to these batch-related QC indicators, each organic environmental and QC sample is spiked with surrogate compounds. Surrogates are organic chemicals that behave similarly to the analytes of interest and that are rarely present in the environment. Surrogate recoveries are used to monitor the individual performance of a sample in the analytical system.

If surrogate recoveries are biased high in the LCS, LCSD, or the Method Blank, and the associated sample(s) are ND, the batch is acceptable. Otherwise, if the LCS, LCSD, or Method Blank surrogate(s) fail to meet recovery criteria, the entire sample batch is reprepared and reanalyzed. If the surrogate recoveries are outside criteria for environmental samples, the samples will be reprepared and reanalyzed unless there is objective evidence of matrix interference or if the sample dilution is greater than the threshold outlined in the associated method SOP.

The acceptance criteria do not apply to samples that are diluted. All other surrogate recoveries will be reported.

For the GC/MS BNA methods, the surrogate criterion is that two of the three surrogates for each fraction must meet acceptance criteria. The third surrogate must have a recovery of ten percent or greater.

For the Pesticide and PCB methods, the surrogate criterion is that one of two surrogate compounds must meet acceptance criteria. The second surrogate must have a recovery of 10% or greater.

ANALYTICAL METHODS SUMMARY

9A15128

PARAMETER	ANALYTICAL METHOD
ICP-MS (6020)	SW846 6020
Mercury in Liquid Waste (Manual Cold-Vapor)	SW846 7470A
Semivolatile Organic Compounds by GC/MS	SW846 8270C
Volatile Organics by GC/MS	SW846 8260B

References:

SW846 "Test Methods for Evaluating Solid Waste, Physical/Chemical Methods", Third Edition, November 1986 and its updates.

SAMPLE SUMMARY

9A15128 : A9A150128

WO #	SAMPLE#	CLIENT SAMPLE ID	SAMPLED DATE	SAMP TIME
K5T0V	001	TB-011409	01/14/09	07:30
K5T01	002	MW31 DEEP-011409	01/14/09	11:49
K5T1E	003	MW30 DEEP-011409	01/14/09	15:41

NOTE(S):

- The analytical results of the samples listed above are presented on the following pages.
- All calculations are performed before rounding to avoid round-off errors in calculated results.
- Results noted as "ND" were not detected at or above the stated limit.
- This report must not be reproduced, except in full, without the written approval of the laboratory.
- Results for the following parameters are never reported on a dry weight basis: color, corrosivity, density, flashpoint, ignitability, layers, odor, paint filter test, pH, porosity pressure, reactivity, redox potential, specific gravity, spot tests, solids, solubility, temperature, viscosity, and weight.

1596

TestAmerica

THE LEADER IN ENVIRONMENTAL TESTING

GCMS VOLATILE DATA

5A

VOLATILE ORGANIC GC/MS TUNING AND MASS CALIBRATION - BROMOFLUOROBENZENE (BFB)

Lab Name: NORTH CANTON Contract:

Lab Code: TALCAN Case No.: SAS No.: SDG No.: 9A15128

Lab File ID: BFB121 BFB Injection Date: 01/21/09

Instrument ID: A3UX15 BFB Injection Time: 1614

Matrix: (soil/water) WATER Level: (low/med) LOW Column: (pack/cap) CAP

m/e	ION ABUNDANCE CRITERIA	% RELATIVE ABUNDANCE
50	15.0 - 40.0% of mass 95	24.4
75	30.0 - 60.0% of mass 95	48.5
95	Base Peak, 100% relative abundance	100.0
96	5.0 - 9.0% of mass 95	6.6
173	Less than 2.0% of mass 174	0.6 (0.7)1
174	50.0 - 100.0% of mass 95	77.7
175	5.0 - 9.0% of mass 174	5.5 (7.0)1
176	Greater than 95.0%, but less than 101.0% of mass 174	74.9 (96.4)1
177	5.0 - 9.0% of mass 176	5.0 (6.7)2

1-Value is % of mass 174 2-Value is % of mass 176

THIS TUNE APPLIES TO THE FOLLOWING SAMPLES, MS, MSD, BLANKS, AND STANDARDS:

	EPA SAMPLE NO.	LAB SAMPLE ID	LAB FILE ID	DATE ANALYZED	TIME ANALYZED
01	VSTD040	200NG-IC	UXC1076	01/21/09	1635
02	VSTD020	100NG-IC	UXC1077	01/21/09	1658
03	VSTD010	50NG-IC	UXC1078	01/21/09	1720
04	VSTD005	25NG-IC	UXC1079	01/21/09	1742
05	VSTD002	10NG-IC	UXC1080	01/21/09	1805
06	VSTD001	5NG-IC	UXC1081	01/21/09	1827
07					
08					
09					
10					
11					
12					
13					
14					
15					
16					
17					
18					
19					
20					
21					
22					

5A
VOLATILE ORGANIC GC/MS TUNING AND MASS CALIBRATION - BROMOFLUOROBENZENE (BFB)

Lab Name: NORTH CANTON Contract:

Lab Code: TALCAN Case No.: SAS No.: SDG No.: 9A15128

Lab File ID: BFB123 BFB Injection Date: 01/22/09

Instrument ID: A3UX15 BFB Injection Time: 2221

Matrix: (soil/water) WATER Level: (low/med) LOW Column: (pack/cap) CAP

m/e	ION ABUNDANCE CRITERIA	% RELATIVE ABUNDANCE
50	15.0 - 40.0% of mass 95	25.5
75	30.0 - 60.0% of mass 95	48.3
95	Base Peak, 100% relative abundance	100.0
96	5.0 - 9.0% of mass 95	6.3
173	Less than 2.0% of mass 174	0.7 (0.9)1
174	50.0 - 100.0% of mass 95	76.5
175	5.0 - 9.0% of mass 174	5.5 (7.2)1
176	Greater than 95.0%, but less than 101.0% of mass 174	73.5 (96.0)1
177	5.0 - 9.0% of mass 176	4.9 (6.7)2

1-Value is % of mass 174 2-Value is % of mass 176

THIS TUNE APPLIES TO THE FOLLOWING SAMPLES, MS, MSD, BLANKS, AND STANDARDS:

	EPA SAMPLE NO.	LAB SAMPLE ID	LAB FILE ID	DATE ANALYZED	TIME ANALYZED
01	VSTD040	200NG-A9IC	UXC1110	01/22/09	2242
02	VSTD020	100NG-A9IC	UXC1111	01/22/09	2304
03	VSTD010	50NG-A9IC	UXC1112	01/22/09	2326
04	VSTD005	25NG-A9IC	UXC1113	01/22/09	2349
05	VSTD002	10NG-A9IC	UXC1114	01/23/09	0011
06	VSTD001	5NG-A9IC	UXC1115	01/23/09	0033
07					
08					
09					
10					
11					
12					
13					
14					
15					
16					
17					
18					
19					
20					
21					
22					

Report Date : 26-Jan-2009 09:11

STL Inc North Canton

INITIAL CALIBRATION DATA

Start Cal Date : 21-JAN-2009 16:35
End Cal Date : 23-JAN-2009 00:33
Quant Method : ISTD
Target Version : 4.14
Integrator : HP RTE
Method file : \\cansvr11\dd\chem\MSV\a3ux15.i\C90122B-IC.b\8260LLUX15.m
Last Edit : 26-Jan-2009 08:55 quayler

Calibration File Names:
Level 1: \\cansvr11\dd\chem\MSV\a3ux15.i\C90122B-IC.b\UXC1115.D
Level 2: \\cansvr11\dd\chem\MSV\a3ux15.i\C90122B-IC.b\UXC1114.D
Level 3: \\cansvr11\dd\chem\MSV\a3ux15.i\C90122B-IC.b\UXC1113.D
Level 4: \\cansvr11\dd\chem\MSV\a3ux15.i\C90122B-IC.b\UXC1112.D
Level 5: \\cansvr11\dd\chem\MSV\a3ux15.i\C90122B-IC.b\UXC1111.D
Level 6: \\cansvr11\dd\chem\MSV\a3ux15.i\C90122B-IC.b\UXC1110.D

Compound	5.0000 Level 1	10.0000 Level 2	25.0000 Level 3	50.0000 Level 4	100.0000 Level 5	200.0000 Level 6	Curve	Coefficients b	Coefficients m1	Coefficients m2	%RSD or R^2
8 Dichlorodifluoromethane	0.14743	0.16856	0.18777	0.17241	0.19181	0.19034	AVRG		0.17639		9.74570
9 Chloromethane	0.45509	0.45179	0.44750	0.42262	0.43267	0.40264	AVRG		0.43539		4.64712
10 Vinyl Chloride	0.33516	0.33919	0.35347	0.32710	0.34476	0.31392	AVRG		0.33560		4.12560
11 Bromomethane	0.14391	0.13519	0.13679	0.12132	0.11953	0.09717	AVRG		0.12565		13.39048
12 Chloroethane	0.20908	0.20661	0.20869	0.19404	0.19727	0.17380	AVRG		0.19825		6.81588
13 Trichlorofluoromethane	0.17846	0.17601	0.20637	0.18260	0.20233	0.17849	AVRG		0.18738		7.13915
14 Dichlorofluoromethane	0.38489	0.37922	0.35330	0.34440	0.35976	0.35801	AVRG		0.36326		4.29511
~~15 Acrolein~~	0.03331	0.03803	0.03855	0.03918	0.04031	0.03630	AVRG		~~0.03761~~		6.62827
16 Acetone	32041	55594	130056	243752	501789	962557	WLINR	-0.12648	0.06861		0.99716
17 1,1-Dichloroethene	0.20454	0.19006	0.18778	0.18184	0.18534	0.17761	AVRG		0.18786		4.94086
18 Freon-113	0.10668	0.10748	0.10766	0.10953	0.12812	0.12208	AVRG		0.11359		8.06559
19 Iodomethane	0.30811	0.31307	0.30389	0.31127	0.30019	0.28272	AVRG		0.30321		3.66013
20 Carbon Disulfide	0.48708	0.50654	0.52750	0.54237	0.56184	0.55565	AVRG		0.53016		5.48188
21 Methylene Chloride	0.25240	0.24263	0.23702	0.22851	0.22160	0.20879	AVRG		0.23183		6.71956

STL Inc North Canton

INITIAL CALIBRATION DATA

Start Cal Date : 21-JAN-2009 16:35
End Cal Date : 23-JAN-2009 00:33
Quant Method : ISTD
Target Version : 4.14
Integrator : HP RTE
Method file : \\cansvr11\dd\chem\MSV\a3ux15.i\C90122B-IC.b\8260LLUX15.m
Last Edit : 26-Jan-2009 08:55 quayler

	Compound	5.0000 Level 1	10.0000 Level 2	25.0000 Level 3	50.0000 Level 4	100.0000 Level 5	200.0000 Level 6	Curve	Coefficients b	m1	m2	%RSD or R^2
	~~22 Acetonitrile~~	63308	103398	199805	385212	777897	1716774	WLINR	-0.79341	~~0.03280~~		0.99842
	23 Acrylonitrile	0.12433	0.13029	0.12269	0.12568	0.12618	0.11293	AVRG		0.12368		4.72622
	24 Methyl tert-butyl ether	0.64448	0.63038	0.62999	0.63838	0.62445	0.57186	AVRG		0.62326		4.19531
	25 trans-1,2-Dichloroethene	0.23776	0.22283	0.22536	0.22338	0.22605	0.20778	AVRG		0.22386		4.28516
	~~26 Hexane~~	0.03936	0.04389	0.04165	0.04400	0.05325	0.05251	AVRG		0.04578		12.59077
	27 Vinyl acetate	0.40032	0.39652	0.43479	0.52763	0.50099	0.49123	AVRG		0.45858		12.11954
	28 1,1-Dichloroethane	0.61670	0.58410	0.57874	0.58902	0.58023	0.55845	AVRG		0.58454		3.23460
	29 tert-Butyl Alcohol	0.02169	0.02102	0.02066	0.02010	0.02091	0.01851	AVRG		0.02048		5.34920
	30 2-Butanone	0.12791	0.13124	0.12534	0.13648	0.12999	0.12036	AVRG		0.12855		4.26142
M	31 1,2-Dichloroethene (total)	0.25479	0.24674	0.24782	0.24807	0.24665	0.23068	AVRG		0.24579		3.25516
	32 cis-1,2-dichloroethene	0.27182	0.27064	0.27028	0.27275	0.26725	0.25359	AVRG		0.26772		2.67842
	33 2,2-Dichloropropane	0.25849	0.25764	0.25821	0.27079	0.30208	0.27509	AVRG		0.27038		6.35981
	34 Bromochloromethane	0.12669	0.12578	0.12693	0.12607	0.12481	0.11878	AVRG		0.12484		2.45502
	35 Chloroform	0.42842	0.43780	0.42936	0.43501	0.43048	0.41080	AVRG		0.42864		2.20495
	36 Tetrahydrofuran	0.10236	0.09545	0.09088	0.09256	0.09188	0.08232	AVRG		0.09258		7.04418
	37 1,1,1-Trichloroethane	0.29684	0.32529	0.34462	0.34021	0.35155	0.33039	AVRG		0.33148		5.86716
	38 1,1-Dichloropropene	0.33335	0.33457	0.33565	0.33286	0.34287	0.33406	AVRG		0.33556		1.10572
	39 Carbon Tetrachloride	0.23573	0.23661	0.26129	0.26813	0.28646	0.28360	AVRG		0.26197		8.42968
	40 1,2-Dichloroethane	0.46393	0.45428	0.43782	0.44136	0.44673	0.42807	AVRG		0.44536		2.83695
	41 Benzene	1.11772	1.04854	1.03086	1.04418	1.06238	1.05996	AVRG		1.06061		2.84915
	42 Trichloroethene	0.26328	0.25194	0.26053	0.26656	0.26681	0.25766	AVRG		0.26113		2.18786
	43 1,2-Dichloropropane	0.33520	0.32170	0.31825	0.33213	0.33262	0.32462	AVRG		0.32742		2.09051

Report Date : 26-Jan-2009 09:11

STL Inc North Canton

INITIAL CALIBRATION DATA

Start Cal Date : 21-JAN-2009 16:35
End Cal Date : 23-JAN-2009 00:33
Quant Method : ISTD
Target Version : 4.14
Integrator : HP RTE
Method file : \\cansvr11\dd\chem\MSV\a3ux15.i\C90122B-IC.b\8260LLUX15.m
Last Edit : 26-Jan-2009 08:55 quayler

	Compound	5.0000 Level 1	10.0000 Level 2	25.0000 Level 3	50.0000 Level 4	100.0000 Level 5	200.0000 Level 6	Curve	Coefficients b	Coefficients m1	Coefficients m2	%RSD or R^2	
	44 1,4-Dioxane	11888	21697	72917	188571	384217	761553	WLINR	2.17420	0.00222		0.99579	<-
	45 Dibromomethane	0.13778	0.14528	0.14257	0.14143	0.14404	0.13319	AVRG		0.14071		3.19369	
	46 Bromodichloromethane	0.21983	0.23734	0.25792	0.27807	0.29554	0.29775	AVRG		0.26441		11.99510	
	47 2-Chloroethyl vinyl ether	0.17580	0.19663	0.19033	0.20991	0.21379	0.19863	AVRG		0.19752		6.95530	
	48 cis-1,3-Dichloropropene	0.32999	0.33934	0.34887	0.38293	0.41380	0.41258	AVRG		0.37125		9.98890	
	49 4-Methyl-2-pentanone	0.26262	0.28468	0.27882	0.30202	0.30352	0.27356	AVRG		0.28420		5.67135	
	50 Toluene	1.45018	1.39541	1.38312	1.42689	1.48522	1.52016	AVRG		1.44350		3.65221	
	51 trans-1,3-Dichloropropene	0.34603	0.38050	0.41579	0.45035	0.48194	0.48998	AVRG		0.42743		13.38824	
	52 Ethyl Methacrylate	0.32916	0.33600	0.35118	0.39006	0.40153	0.38108	AVRG		0.36484		8.25703	
	53 1,1,2-Trichloroethane	0.28661	0.28431	0.28584	0.28856	0.28982	0.27271	AVRG		0.28464		2.16606	
	54 1,3-Dichloropropane	0.55672	0.52090	0.52289	0.54195	0.54190	0.52268	AVRG		0.53451		2.72874	
	55 Tetrachloroethene	0.26496	0.26909	0.25969	0.26815	0.28564	0.28186	AVRG		0.27157		3.70593	
	56 2-Hexanone	0.26661	0.26629	0.26775	0.28143	0.28470	0.24961	AVRG		0.26940		4.66770	
	57 Dibromochloromethane	21812	45421	131508	313021	716264	1540125	WLINR	0.05696	0.27826		0.99646	
	58 1,2-Dibromoethane	0.25330	0.26765	0.26838	0.28665	0.29196	0.28020	AVRG		0.27469		5.19555	
	59 Chlorobenzene	0.95543	0.91900	0.91052	0.92296	0.95033	0.93529	AVRG		0.93226		1.92343	
	60 1,1,1,2-Tetrachloroethane	0.24000	0.24565	0.26413	0.28793	0.30505	0.30479	AVRG		0.27459		10.50683	
	61 Ethylbenzene	0.49644	0.49353	0.48717	0.49773	0.52731	0.52177	AVRG		0.50399		3.25800	
	62 m + p-Xylene	0.62995	0.61300	0.62231	0.63664	0.67845	0.68104	AVRG		0.64356		4.52519	
M	63 Xylenes (total)	0.61611	0.60567	0.61083	0.62787	0.66247	0.66213	AVRG		0.63085		4.03483	
	64 Xylene-o	0.58844	0.59103	0.58786	0.61034	0.63051	0.62433	AVRG		0.60542		3.14722	
	65 Styrene	0.92345	0.92811	0.99858	1.03505	1.10107	1.11805	AVRG		1.01738		8.17618	

Report Date : 26-Jan-2009 09:11

STL Inc North Canton

INITIAL CALIBRATION DATA

Start Cal Date : 21-JAN-2009 16:35
End Cal Date : 23-JAN-2009 00:33
Quant Method : ISTD
Target Version : 4.14
Integrator : HP RTE
Method file : \\cansvr11\dd\chem\MSV\a3ux15.i\C90122B-IC.b\8260LLUX15.m
Last Edit : 26-Jan-2009 08:55 quayler

Compound	5.0000 Level 1	10.0000 Level 2	25.0000 Level 3	50.0000 Level 4	100.0000 Level 5	200.0000 Level 6	Curve	Coefficients b	m1	m2	%RSD or R^2	
66 Bromoform	12116	24237	71127	183845	426598	944388	WLINR	0.07113	0.16931		0.99321	<-
67 Isopropylbenzene	1.24249	1.24647	1.25444	1.29981	1.39858	1.42967	AVRG		1.31191		6.27934	
68 1,1,2,2-Tetrachloroethane	0.58412	0.57851	0.57497	0.62909	0.64926	0.58969	AVRG		0.60094		5.10961	
69 1,4-Dichloro-2-butene	0.27482	0.25001	0.26600	0.27443	0.30003	0.28419	AVRG		0.27491		6.12256	
70 1,2,3-Trichloropropane	0.19887	0.20334	0.19064	0.19792	0.19278	0.17727	AVRG		0.19347		4.72217	
71 Bromobenzene	0.71730	0.68980	0.67043	0.68987	0.70728	0.68189	AVRG		0.69276		2.45567	
72 n-Propylbenzene	0.66409	0.69515	0.70389	0.72002	0.77464	0.76458	AVRG		0.72039		5.88098	
73 2-Chlorotoluene	0.62400	0.63754	0.60958	0.62094	0.66042	0.64636	AVRG		0.63314		2.93417	
74 1,3,5-Trimethylbenzene	2.14393	2.15771	2.17061	2.28445	2.46484	2.46696	AVRG		2.28142		6.63499	
75 4-Chlorotoluene	0.62987	0.66773	0.60015	0.64644	0.67193	0.66012	AVRG		0.64604		4.21425	
76 tert-Butylbenzene	1.84431	1.85620	1.83164	1.91959	2.09931	2.05471	AVRG		1.93429		5.97019	
77 1,2,4-Trimethylbenzene	2.19393	2.27073	2.20185	2.32679	2.53997	2.54291	AVRG		2.34603		6.77562	
78 sec-Butylbenzene	2.56034	2.61255	2.58563	2.68458	3.01321	3.05069	AVRG		2.75117		8.05998	
79 4-Isopropyltoluene	2.12599	2.16448	2.15519	2.26877	2.56009	2.57119	AVRG		2.30762		8.91121	
80 1,3-Dichlorobenzene	1.33957	1.34281	1.27214	1.32145	1.38305	1.35846	AVRG		1.33625		2.81351	
81 1,4-Dichlorobenzene	1.38756	1.41208	1.31320	1.36507	1.44349	1.41041	AVRG		1.38864		3.26532	
82 n-Butylbenzene	1.87253	1.86753	1.84683	1.95014	2.25831	2.26573	AVRG		2.01018		9.86092	
83 1,2-Dichlorobenzene	1.30227	1.28999	1.22918	1.26482	1.32634	1.29710	AVRG		1.28495		2.62782	
84 1,2-Dibromo-3-chloropropane	5105	10256	27917	70466	160900	328693	WLINR	0.04996	0.10619		0.99579	
85 1,2,4-Trichlorobenzene	0.78688	0.76938	0.74663	0.76463	0.82385	0.77368	AVRG		0.77751		3.37125	
86 Hexachlorobutadiene	0.32213	0.30627	0.28780	0.31258	0.34116	0.31843	AVRG		0.31473		5.62765	
87 Naphthalene	1.66306	1.74082	1.77925	1.89176	2.02380	1.85282	AVRG		1.82525		6.93679	

Report Date : 26-Jan-2009 09:11

STL Inc North Canton

INITIAL CALIBRATION DATA

Start Cal Date : 21-JAN-2009 16:35
End Cal Date : 23-JAN-2009 00:33
Quant Method : ISTD
Target Version : 4.14
Integrator : HP RTE
Method file : \\cansvr11\dd\chem\MSV\a3ux15.i\C90122B-IC.b\8260LLUX15.m
Last Edit : 26-Jan-2009 08:55 quayler

	Compound	5.0000 Level 1	10.0000 Level 2	25.0000 Level 3	50.0000 Level 4	100.0000 Level 5	200.0000 Level 6	Curve	Coefficients b	Coefficients m1	Coefficients m2	%RSD or R^2	
88	1,2,3-Trichlorobenzene	0.62784	0.64421	0.62105	0.65316	0.65195	0.57750	AVRG		0.62928		4.52720	
89	Ethyl Ether	0.28921	0.28951	0.28924	0.28877	0.28480	0.29154	AVRG		0.28884		0.76461	
90	Ethanol	+++++	+++++	+++++	+++++	+++++	+++++	AVRG		0.000e+000		0.000e+000	<-
91	3-Chloropropene	0.09973	0.09452	0.09511	0.10489	0.10834	0.11425	AVRG		0.10281		7.57577	
92	Isopropyl Ether	0.20861	0.20997	0.20874	0.21314	0.21910	0.22502	AVRG		0.21409		3.10522	
93	2-Chloro-1,3-butadiene	0.47671	0.44556	0.44841	0.45395	0.48610	0.49782	AVRG		0.46809		4.65802	
~~94~~	~~Propionitrile~~	0.04864	0.04902	0.04455	0.04958	0.04837	0.05291	AVRG		~~0.04864~~		5.48151	
95	Ethyl Acetate	0.24345	0.23739	0.24386	0.25295	0.26415	0.27146	AVRG		0.25221		5.26021	
96	Methacrylonitrile	0.22370	0.17346	0.17906	0.18010	0.18270	0.18963	AVRG		0.18811		9.68377	
~~97~~	~~Isobutanol~~	0.00863	0.00863	0.00864	0.00959	0.00918	0.00947	AVRG		~~0.00902~~		4.98692	<-
~~98~~	~~n-Butanol~~	0.59642	0.57601	0.58857	0.60268	0.69828	0.68697	AVRG		0.62482		8.54466	
99	Methyl Methacrylate	0.00837	0.01127	0.01015	0.00915	0.01057	0.01111	AVRG		~~0.01010~~		11.28395	<-
100	2-Nitropropane	0.23645	0.23498	0.24129	0.24691	0.26021	0.27885	AVRG		0.24978		6.77257	
101	Chloropicrin	10761	22031	45769	97159	245944	578334	QUAD	0.06077	29.17311	-20.08698	0.99884	
102	Cyclohexanone	+++++	+++++	+++++	+++++	+++++	+++++	AVRG		0.000e+000		0.000e+000	<-
103	Pentachloroethane	0.05157	0.05259	0.05949	0.05692	0.05864	0.06897	AVRG		0.05803		10.75524	
104	Benzyl Chloride	+++++	+++++	+++++	+++++	+++++	+++++	AVRG		0.000e+000		0.000e+000	<-
105	Thiophene	+++++	+++++	+++++	+++++	+++++	+++++	AVRG		0.000e+000		0.000e+000	<-
134	Crotononitrile(1st Isomer)	+++++	+++++	+++++	+++++	+++++	+++++	AVRG		0.000e+000		0.000e+000	<-
135	Crotononitrile(2nd Isomer)	+++++	+++++	+++++	+++++	+++++	+++++	AVRG		0.000e+000		0.000e+000	<-
M 136	Total Crotononitrile	+++++	+++++	+++++	+++++	+++++	+++++	AVRG		0.000e+000		0.000e+000	<-

STL Inc North Canton

INITIAL CALIBRATION DATA

Start Cal Date : 21-JAN-2009 16:35
End Cal Date : 23-JAN-2009 00:33
Quant Method : ISTD
Target Version : 4.14
Integrator : HP RTE
Method file : \\cansvr11\dd\chem\MSV\a3ux15.i\C90122B-IC.b\8260LLUX15.m
Last Edit : 26-Jan-2009 08:55 quayler

Compound	5.0000 Level 1	10.0000 Level 2	25.0000 Level 3	50.0000 Level 4	100.0000 Level 5	200.0000 Level 6	Curve	Coefficients b	m1	m2	%RSD or R^2	
138 Paraldehyde	+++++	+++++	+++++	+++++	+++++	+++++	AVRG		0.000e+000		0.000e+000	<-
139 3,3,5-Trimethylcyclohexanone	+++++	+++++	+++++	+++++	+++++	+++++	AVRG		0.000e+000		0.000e+000	<-
140 1-Chlorohexane	+++++	+++++	+++++	+++++	+++++	+++++	AVRG		0.000e+000		0.000e+000	<-
141 1,3,5-Trichlorobenzene	0.79590	0.80234	0.77316	0.80719	0.88122	0.83281	AVRG		0.81544		4.60065	
143 Methyl Acetate	0.27239	0.26887	0.24592	0.24123	0.23895	0.21303	AVRG		0.24673		8.83480	
144 Methylcyclohexane	0.33322	0.33737	0.33921	0.35935	0.43584	0.41960	AVRG		0.37077		12.22406	
145 Dimethoxymethane	+++++	+++++	+++++	+++++	+++++	+++++	AVRG		0.000e+000		0.000e+000	<-
146 2-Methylnaphthalene	9423	23976	61439	137384	304701	676437	WLINR	0.10532	0.12142		0.99534	
147 Tetrahydrothiophene	+++++	+++++	+++++	+++++	+++++	+++++	AVRG		0.000e+000		0.000e+000	<-
148 1,4-Dichlorobutane	+++++	+++++	+++++	+++++	+++++	+++++	AVRG		0.000e+000		0.000e+000	<-
151 Ethyl Acrylate	+++++	+++++	+++++	+++++	+++++	+++++	AVRG		0.000e+000		0.000e+000	<-
152 Vinyl Acetate-86	3301	8316	24774	57022	128265	259154	WLINR	0.04828	0.03705		0.99860	
153 1,3-Butadiene	+++++	+++++	+++++	+++++	+++++	+++++	AVRG		0.000e+000		0.000e+000	<-
154 n-Heptane	+++++	+++++	+++++	+++++	+++++	+++++	AVRG		0.000e+000		0.000e+000	<-
155 tert-Butyl Ethyl Ether	0.65953	0.65192	0.64527	0.65721	0.67890	0.68989	AVRG		0.66378		2.56973	
156 tert-Amyl Methyl Ether	0.58701	0.56234	0.58248	0.60759	0.62811	0.65115	AVRG		0.60311		5.39837	
157 1,2,3-Trimethylbezene	1.83163	1.87253	2.01035	2.00134	2.13607	2.30711	AVRG		2.02651		8.64113	
$ 4 Dibromofluoromethane	0.16616	0.18863	0.19327	0.18988	0.19984	0.18743	AVRG		0.18753		6.06868	
$ 5 1,2-Dichloroethane-d4	0.28510	0.30522	0.29463	0.28946	0.30351	0.28372	AVRG		0.29361		3.12581	
$ 6 Toluene-d8	1.04728	1.04070	1.03768	1.05312	1.14272	1.13881	AVRG		1.07672		4.63546	
$ 7 Bromofluorobenzene	0.39428	0.41712	0.41447	0.42602	0.44313	0.43197	AVRG		0.42116		3.98296	

Report Date : 26-Jan-2009 09:11

STL Inc North Canton

INITIAL CALIBRATION DATA

Start Cal Date : 21-JAN-2009 16:35
End Cal Date : 23-JAN-2009 00:33
Quant Method : ISTD
Target Version : 4.14
Integrator : HP RTE
Method file : \\cansvr11\dd\chem\MSV\a3ux15.i\C90122B-IC.b\8260LLUX15.m
Last Edit : 26-Jan-2009 08:55 quayler

Curve	Formula	Units
Averaged	Amt = Rsp/ml	Response
Wt Linear	Amt = b + Rsp/ml	Response
Quad	Amt = b + m1*Rsp + m2*Rsp^2	Response

5A

VOLATILE ORGANIC GC/MS TUNING AND MASS CALIBRATION - BROMOFLUOROBENZENE (BFB)

Lab Name: NORTH CANTON Contract:

Lab Code: TALCAN Case No.: SAS No.: SDG No.: 9A15128

Lab File ID: BFB124 BFB Injection Date: 01/26/09

Instrument ID: A3UX15 BFB Injection Time: 1013

Matrix: (soil/water) WATER Level: (low/med) LOW Column: (pack/cap) CAP

m/e	ION ABUNDANCE CRITERIA	% RELATIVE ABUNDANCE
50	15.0 - 40.0% of mass 95	24.0
75	30.0 - 60.0% of mass 95	47.7
95	Base Peak, 100% relative abundance	100.0
96	5.0 - 9.0% of mass 95	6.3
173	Less than 2.0% of mass 174	0.7 (0.9)1
174	50.0 - 100.0% of mass 95	76.1
175	5.0 - 9.0% of mass 174	5.5 (7.2)1
176	Greater than 95.0%, but less than 101.0% of mass 174	73.4 (96.6)1
177	5.0 - 9.0% of mass 176	4.8 (6.5)2

1-Value is % of mass 174 2-Value is % of mass 176

THIS TUNE APPLIES TO THE FOLLOWING SAMPLES, MS, MSD, BLANKS, AND STANDARDS:

	EPA SAMPLE NO.	LAB SAMPLE ID	LAB FILE ID	DATE ANALYZED	TIME ANALYZED
01	VSTD010	50NG-CC	UXC1117	01/26/09	1102
02	K6AAG-CHK	K6AAG1AC	UXC1118	01/26/09	1125
03	VSTD010	50NG-A9CC	UXC1119	01/26/09	1148
04	K6AAG-BLK	K6AAG1AA	UXC1120	01/26/09	1210
05	K6AAG-CKDUP	K6AAG1AD	UXC1121	01/26/09	1233
06	TB-011409	K5T0V1AA	UXC1137	01/26/09	1830
07	MW31 DEEP-01	K5T011CK	UXC1138	01/26/09	1852
08					
09					
10					
11					
12					
13					
14					
15					
16					
17					
18					
19					
20					
21					
22					

Data File: \\cansvr11\dd\chem\MSV\a3ux15.i\C90126A.b\UXC1117.D
Report Date: 26-Jan-2009 11:17

TestAmerica North Canton

CONTINUING CALIBRATION COMPOUNDS

Instrument ID: a3ux15.i Injection Date: 26-JAN-2009 11:02
Lab File ID: UXC1117.D Init. Cal. Date(s): ~~21-JAN-2009~~ 23-JAN-2009
Analysis Type: WATER Init. Cal. Times: 16:35 00:33
Lab Sample ID: 50NG-CC Quant Type: ISTD
Method: \\cansvr11\dd\chem\MSV\a3ux15.i\C90126A.b\8260LLUX15.m

COMPOUND	RRF / AMOUNT	RF50	CCAL RRF50	MIN RRF	%D / %DRIFT	MAX %D / %DRIFT	CURVE TYPE	
$ 4 Dibromofluoromethane	0.18753	0.16378	0.16378	0.010	12.66634	50.00000	Averaged	
$ 5 1,2-Dichloroethane-d4	0.29361	0.24984	0.24984	0.010	14.90687	50.00000	Averaged	
$ 6 Toluene-d8	1.07672	0.98852	0.98852	0.010	8.19134	50.00000	Averaged	
$ 7 Bromofluorobenzene	0.42116	0.38881	0.38881	0.010	7.68313	50.00000	Averaged	
8 Dichlorodifluoromethane	0.17639	0.20815	0.20815	0.010	-18.00447	50.00000	Averaged	
9 Chloromethane	0.43539	0.41849	0.41849	0.100	3.88032	50.00000	Averaged	
10 Vinyl Chloride	0.33560	0.33643	0.33643	0.010	-0.24612	20.00000	Averaged	
11 Bromomethane	0.12565	0.12492	0.12492	0.010	0.57916	50.00000	Averaged	
12 Chloroethane	0.19825	0.19267	0.19267	0.010	2.81629	50.00000	Averaged	
13 Trichlorofluoromethane	0.18738	0.22045	0.22045	0.010	-17.65183	50.00000	Averaged	
~~15 Acrolein~~	0.03761	~~0.03714~~	0.03714	0.010	1.27060	50.00000	Averaged	
16 Acetone	100	94.23619	0.06900	0.010	5.76381	0.000e+000	Wt Linear	
17 1,1-Dichloroethene	0.18786	0.17478	0.17478	0.010	6.96312	20.00000	Averaged	
18 Freon-113	0.11359	0.11889	0.11889	0.010	-4.65847	50.00000	Averaged	
19 Iodomethane	0.30321	0.28168	0.28168	0.010	7.10045	50.00000	Averaged	
20 Carbon Disulfide	0.53016	0.49927	0.49927	0.010	5.82710	50.00000	Averaged	
21 Methylene Chloride	0.23183	0.22334	0.22334	0.010	3.65912	50.00000	Averaged	
22 Acetonitrile	500	475	0.02348	0.010	4.96396	0.000e+000	Wt Linear	
23 Acrylonitrile	0.12368	0.12321	0.12321	0.010	0.38297	50.00000	Averaged	
24 Methyl tert-butyl ether	0.62326	0.57554	0.57554	0.010	7.65564	50.00000	Averaged	
25 trans-1,2-Dichloroethene	0.22386	0.20672	0.20672	0.010	7.65420	50.00000	Averaged	
~~26 Hexane~~	0.04578	~~0.04932~~	0.04932	0.010	-7.73268	20.00000	Averaged	
27 Vinyl acetate	0.45858	0.49128	0.49128	0.010	-7.13101	50.00000	Averaged	
~~28 1,1-Dichloroethane~~	0.58454	0.53716	0.53716	0.100	8.10601	50.00000	Averaged	
29 tert-Butyl Alcohol	0.02048	0.01884	0.01884	0.010	8.03356	50.00000	Averaged	
30 2-Butanone	0.12855	0.12708	0.12708	0.010	1.14932	50.00000	Averaged	
M 31 1,2-Dichloroethene (total)	0.24579	0.22786	0.22786	0.010	7.29484	50.00000	Averaged	
32 cis-1,2-dichloroethene	0.26772	0.24900	0.24900	0.010	6.99456	50.00000	Averaged	
33 2,2-Dichloropropane	0.27038	0.28357	0.28357	0.010	-4.87784	50.00000	Averaged	
34 Bromochloromethane	0.12484	0.11350	0.11350	0.010	9.08281	50.00000	Averaged	
35 Chloroform	0.42864	0.40002	0.40002	0.010	6.67765	20.00000	Averaged	
36 Tetrahydrofuran	0.09258	0.08773	0.08773	0.010	5.23434	50.00000	Averaged	
37 1,1,1-Trichloroethane	0.33148	0.32912	0.32912	0.010	0.71199	50.00000	Averaged	
38 1,1-Dichloropropene	0.33556	0.32368	0.32368	0.010	3.54105	50.00000	Averaged	
39 Carbon Tetrachloride	0.26197	0.27867	0.27867	0.010	-6.37527	50.00000	Averaged	
40 1,2-Dichloroethane	0.44536	0.42566	0.42566	0.010	4.42512	50.00000	Averaged	
41 Benzene	1.06061	0.98537	0.98537	0.010	7.09410	50.00000	Averaged	
42 Trichloroethene	0.26113	0.24873	0.24873	0.010	4.74731	50.00000	Averaged	
43 1,2-Dichloropropane	0.32742	0.31179	0.31179	0.010	4.77391	20.00000	Averaged	
44 1,4-Dioxane	2500	2329	0.00197	0.010	6.84113	0.000e+000	Wt Linear	<-
45 Dibromomethane	0.14071	0.13353	0.13353	0.010	5.10368	50.00000	Averaged	
46 Bromodichloromethane	0.26441	0.27147	0.27147	0.010	-2.67059	50.00000	Averaged	
47 2-Chloroethyl vinyl ether	0.19752	0.20013	0.20013	0.010	-1.32507	50.00000	Averaged	

Data File: \\cansvr11\dd\chem\MSV\a3ux15.i\C90126A.b\UXC1117.D
Report Date: 26-Jan-2009 11:17

TestAmerica North Canton

CONTINUING CALIBRATION COMPOUNDS

Instrument ID: a3ux15.i
Lab File ID: UXC1117.D
Analysis Type: WATER
Lab Sample ID: 50NG-CC
Method: \\cansvr11\dd\chem\MSV\a3ux15.i\C90126A.b\8260LLUX15.m

Injection Date: 26-JAN-2009 11:02
Init. Cal. Date(s): 21-JAN-2009 23-JAN-2009
Init. Cal. Times: 16:35 00:33
Quant Type: ISTD

COMPOUND	RRF / AMOUNT	RF50	CCAL RRF50	MIN RRF	%D / %DRIFT	MAX %D / %DRIFT	CURVE TYPE
48 cis-1,3-Dichloropropene	0.37125	0.37412	0.37412	0.010	-0.77292	50.00000	Averaged
49 4-Methyl-2-pentanone	0.28420	0.27294	0.27294	0.010	3.96256	50.00000	Averaged
50 Toluene	1.44350	1.39519	1.39519	0.010	3.34644	20.00000	Averaged
51 trans-1,3-Dichloropropene	0.42743	0.43625	0.43625	0.010	-2.06340	50.00000	Averaged
52 Ethyl Methacrylate	0.36484	0.35934	0.35934	0.010	1.50534	50.00000	Averaged
53 1,1,2-Trichloroethane	0.28464	0.26869	0.26869	0.010	5.60548	50.00000	Averaged
54 1,3-Dichloropropane	0.53451	0.49816	0.49816	0.010	6.79995	50.00000	Averaged
55 Tetrachloroethene	0.27157	0.27373	0.27373	0.010	-0.79705	50.00000	Averaged
56 2-Hexanone	0.26940	0.25081	0.25081	0.010	6.89934	50.00000	Averaged
57 Dibromochloromethane	50.00000	46.19094	0.24122	0.010	7.61813	0.000e+000	Wt Linear
58 1,2-Dibromoethane	0.27469	0.26594	0.26594	0.010	3.18673	50.00000	Averaged
59 Chlorobenzene	0.93226	0.87608	0.87608	0.300	6.02556	50.00000	Averaged
60 1,1,1,2-Tetrachloroethane	0.27459	0.28065	0.28065	0.010	-2.20437	50.00000	Averaged
61 Ethylbenzene	0.50399	0.48649	0.48649	0.010	3.47173	20.00000	Averaged
62 m + p-Xylene	0.64356	0.61589	0.61589	0.010	4.30078	50.00000	Averaged
M 63 Xylenes (total)	0.63085	0.60315	0.60315	0.010	4.39010	50.00000	Averaged
64 Xylene-o	0.60542	0.57769	0.57769	0.010	4.58004	50.00000	Averaged
65 Styrene	1.01738	0.98279	0.98279	0.010	3.40004	50.00000	Averaged
66 Bromoform	50.00000	45.70787	0.14273	0.100	8.58425	0.000e+000	Wt Linear
67 Isopropylbenzene	1.31191	1.25934	1.25934	0.010	4.00699	50.00000	Averaged
68 1,1,2,2-Tetrachloroethane	0.60094	0.58426	0.58426	0.300	2.77559	50.00000	Averaged
69 1,4-Dichloro-2-butene	0.27491	0.27287	0.27287	0.010	0.74516	50.00000	Averaged
70 1,2,3-Trichloropropane	0.19347	0.18209	0.18209	0.010	5.88336	50.00000	Averaged
71 Bromobenzene	0.69276	0.66114	0.66114	0.010	4.56469	50.00000	Averaged
72 n-Propylbenzene	0.72039	0.71161	0.71161	0.010	1.21912	50.00000	Averaged
73 2-Chlorotoluene	0.63314	0.61304	0.61304	0.010	3.17393	50.00000	Averaged
74 1,3,5-Trimethylbenzene	2.28142	2.22101	2.22101	0.010	2.64779	50.00000	Averaged
75 4-Chlorotoluene	0.64604	0.62921	0.62921	0.010	2.60453	50.00000	Averaged
76 tert-Butylbenzene	1.93429	1.89795	1.89795	0.010	1.87872	50.00000	Averaged
77 1,2,4-Trimethylbenzene	2.34603	2.25871	2.25871	0.010	3.72223	50.00000	Averaged
78 sec-Butylbenzene	2.75117	2.73573	2.73573	0.010	0.56092	50.00000	Averaged
79 4-Isopropyltoluene	2.30762	2.25530	2.25530	0.010	2.26707	50.00000	Averaged
80 1,3-Dichlorobenzene	1.33625	1.27254	1.27254	0.010	4.76729	50.00000	Averaged
81 1,4-Dichlorobenzene	1.38864	1.33294	1.33294	0.010	4.01076	50.00000	Averaged
82 n-Butylbenzene	2.01018	1.96674	1.96674	0.010	2.16072	50.00000	Averaged
83 1,2-Dichlorobenzene	1.28495	1.20646	1.20646	0.010	6.10865	50.00000	Averaged
84 1,2-Dibromo-3-chloropropane	50.00000	45.45499	0.09123	0.010	9.09003	0.000e+000	Wt Linear
85 1,2,4-Trichlorobenzene	0.77751	0.64753	0.64753	0.010	16.71809	50.00000	Averaged
86 Hexachlorobutadiene	0.31473	0.29003	0.29003	0.010	7.84810	50.00000	Averaged
87 Naphthalene	1.82525	1.46548	1.46548	0.010	19.71093	50.00000	Averaged
88 1,2,3-Trichlorobenzene	0.62928	0.47521	0.47521	0.010	24.48482	50.00000	Averaged
98 Cyclohexane	0.62482	0.65063	0.65063	0.010	-4.13019	50.00000	Averaged
143 Methyl Acetate	0.24673	0.23060	0.23060	0.010	6.53957	50.00000	Averaged

Data File: \\cansvr11\dd\chem\MSV\a3ux15.i\C90126A.b\UXC1117.D
Report Date: 26-Jan-2009 11:17

TestAmerica North Canton

CONTINUING CALIBRATION COMPOUNDS

Instrument ID: a3ux15.i
Lab File ID: UXC1117.D
Analysis Type: WATER
Lab Sample ID: 50NG-CC
Method: \\cansvr11\dd\chem\MSV\a3ux15.i\C90126A.b\8260LLUX15.m

Injection Date: 26-JAN-2009 11:02
Init. Cal. Date(s): 21-JAN-2009 23-JAN-2009
Init. Cal. Times: 16:35 00:33
Quant Type: ISTD

COMPOUND	RRF / AMOUNT	RF50	CCAL RRF50	MIN RRF	%D / %DRIFT	MAX %D / %DRIFT	CURVE TYPE
144 Methylcyclohexane	0.37077	0.39289	0.39289	0.010	-5.96756	50.00000	Averaged
141 1,3,5-Trichlorobenzene	0.81544	0.74756	0.74756	0.010	8.32364	50.00000	Averaged
152 Vinyl Acetate-86	50.00000	50.32041	0.03550	0.010	-0.64082	0.000e+000	Wt Linear

Data File: \\cansvr11\dd\chem\MSV\a3ux15.i\C90126A.b\UXC1119.D
Report Date: 26-Jan-2009 12:02

TestAmerica North Canton

CONTINUING CALIBRATION COMPOUNDS

Instrument ID: a3ux15.i Injection Date: 26-JAN-2009 11:48
Lab File ID: UXC1119.D Init. Cal. Date(s): 21-JAN-2009 23-JAN-2009
Analysis Type: WATER Init. Cal. Times: 16:35 00:33
Lab Sample ID: 50NG-A9CC Quant Type: ISTD
Method: \\cansvr11\dd\chem\MSV\a3ux15.i\C90126A.b\8260LLUX15.m

COMPOUND	RRF / AMOUNT	RF50	CCAL RRF50	MIN RRF	%D / %DRIFT	MAX %D / %DRIFT	CURVE TYPE	
14 Dichlorofluoromethane	0.36326	0.36989	0.36989	0.010	-1.82332	50.00000	Averaged	
89 Ethyl Ether	0.28884	0.28276	0.28276	0.010	2.10821	50.00000	Averaged	
91 3-Chloropropene	0.10281	0.11568	0.11568	0.010	-12.52199	50.00000	Averaged	
92 Isopropyl Ether	0.21409	0.21631	0.21631	0.010	-1.03331	50.00000	Averaged	
93 2-Chloro-1,3-butadiene	0.46809	0.49832	0.49832	0.010	-6.45757	50.00000	Averaged	
94 Propionitrile	0.04884	0.05269	0.05269	0.010	-7.88039	50.00000	Averaged	
95 Ethyl Acetate	0.25221	0.27629	0.27629	0.010	-9.54681	50.00000	Averaged	
96 Methacrylonitrile	0.18811	0.19046	0.19046	0.010	-1.25267	50.00000	Averaged	
~~97 Isobutanol~~	0.00902	~~0.01009~~	0.01009	0.010	-11.85228	50.00000	Averaged	<-
~~99 n-Butanol~~	0.01010	~~0.01124~~	0.01124	0.010	-11.28077	50.00000	Averaged	
100 Methyl Methacrylate	0.24978	0.26629	0.26629	0.010	-6.60746	50.00000	Averaged	
~~101 2-Nitropropane~~	100	140	0.05058	0.010	~~-40.31267~~	0.000e+000	Quadratic	
~~103 Cyclohexanone~~	0.05803	~~0.03966~~	0.03966	0.010	~~31.64876~~	50.00000	Averaged	
~~146 2-Methylnaphthalene~~	100	61.86818	0.06873	0.010	~~38.13182~~	0.000e+000	Wt Linear	
155 tert-Butyl Ethyl Ether	0.66378	0.66276	0.66276	0.010	0.15379	50.00000	Averaged	
156 tert-Amyl Methyl Ether	0.60311	0.62205	0.62205	0.010	-3.14036	50.00000	Averaged	
157 1,2,3-Trimethylbezene	2.02651	2.19959	2.19959	0.010	-8.54116	50.00000	Averaged	

5A

VOLATILE ORGANIC GC/MS TUNING AND MASS CALIBRATION - BROMOFLUOROBENZENE (BFB)

Lab Name: NORTH CANTON Contract:

Lab Code: TALCAN Case No.: SAS No.: SDG No.: 9A15128

Lab File ID: BFB125 BFB Injection Date: 01/27/09

Instrument ID: A3UX15 BFB Injection Time: 0840

Matrix: (soil/water) WATER Level: (low/med) LOW Column: (pack/cap) CAP

m/e	ION ABUNDANCE CRITERIA	% RELATIVE ABUNDANCE
50	15.0 - 40.0% of mass 95	24.0
75	30.0 - 60.0% of mass 95	47.5
95	Base Peak, 100% relative abundance	100.0
96	5.0 - 9.0% of mass 95	6.4
173	Less than 2.0% of mass 174	0.6 (0.8)1
174	50.0 - 100.0% of mass 95	82.5
175	5.0 - 9.0% of mass 174	5.8 (7.0)1
176	Greater than 95.0%, but less than 101.0% of mass 174	80.4 (97.4)1
177	5.0 - 9.0% of mass 176	5.2 (6.4)2

1-Value is % of mass 174 2-Value is % of mass 176

THIS TUNE APPLIES TO THE FOLLOWING SAMPLES, MS, MSD, BLANKS, AND STANDARDS:

	EPA SAMPLE NO.	LAB SAMPLE ID	LAB FILE ID	DATE ANALYZED	TIME ANALYZED
01	VSTD010	50NG-CC	UXC1145	01/27/09	0929
02	VSTD010	50NG-CC	UXC1146	01/27/09	0951
03	K6D3G-CHK	K6D3G1AC	UXC1147	01/27/09	1014
04	K6D3G-CKDUP	K6D3G1AD	UXC1148	01/27/09	1037
05	K6D3G-BLK	K6D3G1AA	UXC1149	01/27/09	1100
06	MW30 DEEP-01	K5T1E1AX	UXC1150	01/27/09	1122
07					
08					
09					
10					
11					
12					
13					
14					
15					
16					
17					
18					
19					
20					
21					
22					

Data File: \\cansvr11\dd\chem\MSV\a3ux15.i\C90127A.b\UXC1146.D
Report Date: 29-Jan-2009 13:34

TestAmerica North Canton

CONTINUING CALIBRATION COMPOUNDS

Instrument ID: a3ux15.i
Lab File ID: UXC1146.D
Analysis Type: WATER
Lab Sample ID: 50NG-CC
Method: \\cansvr11\dd\chem\MSV\a3ux15.i\C90127A.b\8260LLUX15.m

Injection Date: 27-JAN-2009 09:51
Init. Cal. Date(s): 21-JAN-2009 23-JAN-2009
Init. Cal. Times: 16:35 00:33
Quant Type: ISTD

COMPOUND	RRF / AMOUNT	RF50	CCAL RRF50	MIN RRF	%D / %DRIFT	MAX %D / %DRIFT	CURVE TYPE	
$ 4 Dibromofluoromethane	0.18753	0.17708	0.17708	0.010	5.57560	50.00000	Averaged	
$ 5 1,2-Dichloroethane-d4	0.29361	0.26862	0.26862	0.010	8.50971	50.00000	Averaged	
$ 6 Toluene-d8	1.07672	1.05390	1.05390	0.010	2.11945	50.00000	Averaged	
$ 7 Bromofluorobenzene	0.42116	0.41925	0.41925	0.010	0.45534	50.00000	Averaged	
8 Dichlorodifluoromethane	0.17639	0.20937	0.20937	0.010	-18.69832	50.00000	Averaged	
9 Chloromethane	0.43539	0.42820	0.42820	0.100	1.65127	50.00000	Averaged	
10 Vinyl Chloride	0.33560	0.34972	0.34972	0.010	-4.20780	20.00000	Averaged	
11 Bromomethane	0.12565	0.12603	0.12603	0.010	-0.29848	50.00000	Averaged	
12 Chloroethane	0.19825	0.20004	0.20004	0.010	-0.90226	50.00000	Averaged	
13 Trichlorofluoromethane	0.18738	0.21877	0.21877	0.010	-16.75163	50.00000	Averaged	
15 Acrolein	0.03761	0.03488	0.03488	0.010	7.27734	50.00000	Averaged	
16 Acetone	100	122	0.08811	0.010	-22.09465	0.000e+000	Wt Linear	
17 1,1-Dichloroethene	0.18786	0.19175	0.19175	0.010	-2.07294	20.00000	Averaged	
18 Freon-113	0.11359	0.13909	0.13909	0.010	-22.44688	50.00000	Averaged	
19 Iodomethane	0.30321	0.31580	0.31580	0.010	-4.15382	50.00000	Averaged	
20 Carbon Disulfide	0.53016	0.51493	0.51493	0.010	2.87421	50.00000	Averaged	
21 Methylene Chloride	0.23183	0.24752	0.24752	0.010	-6.77071	50.00000	Averaged	
22 Acetonitrile	500	457	0.02264	0.010	8.61730	0.000e+000	Wt Linear	
23 Acrylonitrile	0.12368	0.12748	0.12748	0.010	-3.07104	50.00000	Averaged	
24 Methyl tert-butyl ether	0.62326	0.62904	0.62904	0.010	-0.92754	50.00000	Averaged	
25 trans-1,2-Dichloroethene	0.22386	0.23293	0.23293	0.010	-4.05221	50.00000	Averaged	
26 Hexane	0.04578	0.05755	0.05755	0.010	-25.72079	20.00000	Averaged	<-
27 Vinyl acetate	0.45858	0.44791	0.44791	0.010	2.32790	50.00000	Averaged	
28 1,1-Dichloroethane	0.58454	0.59558	0.59558	0.100	-1.88932	50.00000	Averaged	
29 tert-Butyl Alcohol	0.02048	0.02529	0.02529	0.010	-23.48064	50.00000	Averaged	
30 2-Butanone	0.12855	0.13516	0.13516	0.010	-5.13766	50.00000	Averaged	
M 31 1,2-Dichloroethene (total)	0.24579	0.25359	0.25359	0.010	-3.17180	50.00000	Averaged	
32 cis-1,2-dichloroethene	0.26772	0.27424	0.27424	0.010	-2.43564	50.00000	Averaged	
33 2,2-Dichloropropane	0.27038	0.28407	0.28407	0.010	-5.06213	50.00000	Averaged	
34 Bromochloromethane	0.12484	0.12733	0.12733	0.010	-1.99172	50.00000	Averaged	
35 Chloroform	0.42864	0.44281	0.44281	0.010	-3.30538	20.00000	Averaged	
36 Tetrahydrofuran	0.09258	0.09546	0.09546	0.010	-3.11740	50.00000	Averaged	
37 1,1,1-Trichloroethane	0.33148	0.35710	0.35710	0.010	-7.72797	50.00000	Averaged	
38 1,1-Dichloropropene	0.33556	0.35744	0.35744	0.010	-6.51988	50.00000	Averaged	
39 Carbon Tetrachloride	0.26197	0.28908	0.28908	0.010	-10.34985	50.00000	Averaged	
40 1,2-Dichloroethane	0.44536	0.46410	0.46410	0.010	-4.20722	50.00000	Averaged	
41 Benzene	1.06061	1.07983	1.07983	0.010	-1.81238	50.00000	Averaged	
42 Trichloroethene	0.26113	0.27115	0.27115	0.010	-3.83659	50.00000	Averaged	
43 1,2-Dichloropropane	0.32742	0.34096	0.34096	0.010	-4.13567	20.00000	Averaged	
44 1,4-Dioxane	2500	2629	0.00224	0.010	-5.17918	0.000e+000	Wt Linear	<-
45 Dibromomethane	0.14071	0.14704	0.14704	0.010	-4.49494	50.00000	Averaged	
46 Bromodichloromethane	0.26441	0.28193	0.28193	0.010	-6.62591	50.00000	Averaged	
47 2-Chloroethyl vinyl ether	0.19752	0.20438	0.20438	0.010	-3.47304	50.00000	Averaged	

Data File: \\cansvr11\dd\chem\MSV\a3ux15.i\C90127A.b\UXC1146.D
Report Date: 29-Jan-2009 13:34

TestAmerica North Canton

CONTINUING CALIBRATION COMPOUNDS

Instrument ID: a3ux15.i Injection Date: 27-JAN-2009 09:51
Lab File ID: UXC1146.D Init. Cal. Date(s): 21-JAN-2009 23-JAN-2009
Analysis Type: WATER Init. Cal. Times: 16:35 00:33
Lab Sample ID: 50NG-CC Quant Type: ISTD
Method: \\cansvr11\dd\chem\MSV\a3ux15.i\C90127A.b\8260LLUX15.m

COMPOUND	RRF / AMOUNT	RF50	CCAL RRF50	MIN RRF	%D / %DRIFT	MAX %D / %DRIFT	CURVE TYPE
48 cis-1,3-Dichloropropene	0.37125	0.39055	0.39055	0.010	-5.19836	50.00000	Averaged
49 4-Methyl-2-pentanone	0.28420	0.29429	0.29429	0.010	-3.54842	50.00000	Averaged
50 Toluene	1.44350	1.49289	1.49289	0.010	-3.42189	20.00000	Averaged
51 trans-1,3-Dichloropropene	0.42743	0.43447	0.43447	0.010	-1.64743	50.00000	Averaged
52 Ethyl Methacrylate	0.36484	0.39215	0.39215	0.010	-7.48719	50.00000	Averaged
53 1,1,2-Trichloroethane	0.28464	0.29449	0.29449	0.010	-3.45973	50.00000	Averaged
54 1,3-Dichloropropane	0.53451	0.54465	0.54465	0.010	-1.89762	50.00000	Averaged
55 Tetrachloroethene	0.27157	0.28919	0.28919	0.010	-6.49040	50.00000	Averaged
56 2-Hexanone	0.26940	0.26943	0.26943	0.010	-0.01440	50.00000	Averaged
57 Dibromochloromethane	50.00000	46.42945	0.24254	0.010	7.14110	0.000e+000	Wt Linear
58 1,2-Dibromoethane	0.27469	0.28701	0.28701	0.010	-4.48552	50.00000	Averaged
59 Chlorobenzene	0.93226	0.97750	0.97750	0.300	-4.85323	50.00000	Averaged
60 1,1,1,2-Tetrachloroethane	0.27459	0.29480	0.29480	0.010	-7.35855	50.00000	Averaged
61 Ethylbenzene	0.50399	0.53057	0.53057	0.010	-5.27378	20.00000	Averaged
62 m + p-Xylene	0.64356	0.66973	0.66973	0.010	-4.06509	50.00000	Averaged
M 63 Xylenes (total)	0.63085	0.65567	0.65567	0.010	-3.93409	50.00000	Averaged
64 Xylene-o	0.60542	0.62755	0.62755	0.010	-3.65560	50.00000	Averaged
65 Styrene	1.01738	1.08739	1.08739	0.010	-6.88091	50.00000	Averaged
66 Bromoform	50.00000	43.27170	0.13449	0.100	13.45661	0.000e+000	Wt Linear
67 Isopropylbenzene	1.31191	1.38356	1.38356	0.010	-5.46135	50.00000	Averaged
68 1,1,2,2-Tetrachloroethane	0.60094	0.61621	0.61621	0.300	-2.54063	50.00000	Averaged
69 1,4-Dichloro-2-butene	0.27491	0.23792	0.23792	0.010	13.45721	50.00000	Averaged
70 1,2,3-Trichloropropane	0.19347	0.18955	0.18955	0.010	2.02320	50.00000	Averaged
71 Bromobenzene	0.69276	0.70535	0.70535	0.010	-1.81676	50.00000	Averaged
72 n-Propylbenzene	0.72039	0.76829	0.76829	0.010	-6.64841	50.00000	Averaged
73 2-Chlorotoluene	0.63314	0.65457	0.65457	0.010	-3.38400	50.00000	Averaged
74 1,3,5-Trimethylbenzene	2.28142	2.33607	2.33607	0.010	-2.39569	50.00000	Averaged
75 4-Chlorotoluene	0.64604	0.66788	0.66788	0.010	-3.38004	50.00000	Averaged
76 tert-Butylbenzene	1.93429	2.01211	2.01211	0.010	-4.02286	50.00000	Averaged
77 1,2,4-Trimethylbenzene	2.34603	2.36846	2.36846	0.010	-0.95599	50.00000	Averaged
78 sec-Butylbenzene	2.75117	2.86457	2.86457	0.010	-4.12201	50.00000	Averaged
79 4-Isopropyltoluene	2.30762	2.38794	2.38794	0.010	-3.48081	50.00000	Averaged
80 1,3-Dichlorobenzene	1.33625	1.34510	1.34510	0.010	-0.66245	50.00000	Averaged
81 1,4-Dichlorobenzene	1.38864	1.39941	1.39941	0.010	-0.77621	50.00000	Averaged
82 n-Butylbenzene	2.01018	2.06631	2.06631	0.010	-2.79235	50.00000	Averaged
83 1,2-Dichlorobenzene	1.28495	1.27621	1.27621	0.010	0.67976	50.00000	Averaged
84 1,2-Dibromo-3-chloropropane	50.00000	43.67288	0.08745	0.010	12.65424	0.000e+000	Wt Linear
85 1,2,4-Trichlorobenzene	0.77751	0.67541	0.67541	0.010	13.13140	50.00000	Averaged
86 Hexachlorobutadiene	0.31473	0.30171	0.30171	0.010	4.13579	50.00000	Averaged
87 Naphthalene	1.82525	1.50940	1.50940	0.010	17.30475	50.00000	Averaged
88 1,2,3-Trichlorobenzene	0.62928	0.49698	0.49698	0.010	21.02454	50.00000	Averaged
98 Cyclohexane	0.62482	0.72763	0.72763	0.010	-16.45360	50.00000	Averaged
143 Methyl Acetate	0.24673	0.25595	0.25595	0.010	-3.73556	50.00000	Averaged

Data File: \\cansvr11\dd\chem\MSV\a3ux15.i\C90127A.b\UXC1146.D
Report Date: 29-Jan-2009 13:34

TestAmerica North Canton

CONTINUING CALIBRATION COMPOUNDS

Instrument ID: a3ux15.i
Lab File ID: UXC1146.D
Analysis Type: WATER
Lab Sample ID: 50NG-CC
Method: \\cansvr11\dd\chem\MSV\a3ux15.i\C90127A.b\8260LLUX15.m

Injection Date: 27-JAN-2009 09:51
Init. Cal. Date(s): 21-JAN-2009 23-JAN-2009
Init. Cal. Times: 16:35 00:33
Quant Type: ISTD

COMPOUND	RRF / AMOUNT	RF50	CCAL RRF50	MIN RRF	%D / %DRIFT	MAX %D / %DRIFT	CURVE TYPE
144 Methylcyclohexane	0.37077	0.44567	0.44567	0.010	-20.20208	50.00000	Averaged
141 1,3,5-Trichlorobenzene	0.81544	0.78126	0.78126	0.010	4.19076	50.00000	Averaged
152 Vinyl Acetate-86	50.00000	44.30353	0.03104	0.010	11.39294	0.000e+000	Wt Linear

Data File: \\cansvr11\dd\chem\MSV\a3ux15.i\C90127A.b\UXC1145.D
Report Date: 27-Jan-2009 09:45

TestAmerica North Canton

CONTINUING CALIBRATION COMPOUNDS

Instrument ID: a3ux15.i Injection Date: 27-JAN-2009 09:29
Lab File ID: UXC1145.D Init. Cal. Date(s): 21-JAN-2009 23-JAN-2009
Analysis Type: WATER Init. Cal. Times: 16:35 00:33
Lab Sample ID: 50NG-CC Quant Type: ISTD
Method: \\cansvr11\dd\chem\MSV\a3ux15.i\C90127A.b\8260LLUX15.m

COMPOUND	RRF / AMOUNT	RF50	CCAL RRF50	MIN RRF	%D / %DRIFT	MAX %D / %DRIFT	CURVE TYPE	
14 Dichlorofluoromethane	0.36326	0.34894	0.34894	0.010	3.94356	50.00000	Averaged	
89 Ethyl Ether	0.28884	0.29781	0.29781	0.010	-3.10378	50.00000	Averaged	
91 3-Chloropropene	0.10281	0.11572	0.11572	0.010	-12.55820	50.00000	Averaged	
92 Isopropyl Ether	0.21409	0.22170	0.22170	0.010	-3.55425	50.00000	Averaged	
93 2-Chloro-1,3-butadiene	0.46809	0.51277	0.51277	0.010	-9.54454	50.00000	Averaged	
94 Propionitrile	0.04884	0.05222	0.05222	0.010	-6.90856	50.00000	Averaged	
95 Ethyl Acetate	0.25221	0.28413	0.28413	0.010	-12.65466	50.00000	Averaged	
96 Methacrylonitrile	0.18811	0.19309	0.19309	0.010	-2.64917	50.00000	Averaged	
97 Isobutanol	0.00902	0.00976	0.00976	0.010	-8.20373	50.00000	Averaged	<-
99 n-Butanol	0.01010	0.01112	0.01112	0.010	-10.07840	50.00000	Averaged	
100 Methyl Methacrylate	0.24978	0.26389	0.26389	0.010	-5.64849	50.00000	Averaged	
101 2-Nitropropane	100	132	0.04711	0.010	-31.56433	0.000e+000	Quadratic	
103 Cyclohexanone	0.05803	0.08216	0.08216	0.010	-41.57942	50.00000	Averaged	
146 2-Methylnaphthalene	100	59.31017	0.06562	0.010	40.68983	0.000e+000	Wt Linear	
155 tert-Butyl Ethyl Ether	0.66378	0.69326	0.69326	0.010	-4.44110	50.00000	Averaged	
156 tert-Amyl Methyl Ether	0.60311	0.63689	0.63689	0.010	-5.60028	50.00000	Averaged	
157 1,2,3-Trimethylbezene	2.02651	2.20645	2.20645	0.010	-8.87971	50.00000	Averaged	

SW846 8260B METHOD BLANK SUMMARY

BLANK WORKORDER NO.: K6AAG1AA

Lab Name: TestAmerica Laboratories, Inc.

Lab Code: TALCAN SDG Number: 9A15128

Lab File ID: UXC1120.D Lot Number: A9A150128

Date Analyzed: 01/26/09 Time Analyzed: 12:10

Matrix: WATER Date Extracted: 01/26/09

GC Column: DB624 ID: .18 Extraction Method: 5030B/8260B

Instrument ID: UX15 Level: (low/med) LOW

THIS METHOD BLANK APPLIES TO THE FOLLOWING SAMPLES, LCS, LCSD, MS , MSD:

	CLIENT ID.	SAMPLE WORK ORDER #	LAB FILE ID	DATE ANALYZED	TIME ANALYZED
01	TB-011409	K5T0V1AA	UXC1137.D	01/26/09	18:30
02	MW31 DEEP-011409	K5T011CK	UXC1138.D	01/26/09	18:52
03	INTRA-LAB QC	K5W651AA	UXC1122.D	01/26/09	12:56
04	LAB MS/MSD	K5W651AC S	UXC1142.D	01/26/09	20:21
05	LAB MS/MSD	K5W651AD D	UXC1143.D	01/26/09	20:43
06	CHECK SAMPLE	K6AAG1AC C	UXC1118.D	01/26/09	11:25
07	DUPLICATE CHECK	K6AAG1AD L	UXC1121.D	01/26/09	12:33
08					
09					
10					
11					
12					
13					
14					
15					
16					
17					
18					
19					
20					
21					
22					
23					
24					
25					
26					
27					
28					
29					
30					

COMMENTS:

FORM IV

METHOD BLANK REPORT

GC/MS Volatiles

Client Lot #...: 9A15128 **Work Order #...:** K6AAG1AA **Matrix.....:** WATER
MB Lot-Sample #: A9A260000-373

Prep Date.....: 01/26/09 **Final Wgt/Vol..:** 5 mL
Analysis Date..: 01/26/09 **Prep Batch #...:** 9026373
Dilution Factor: 1 **Initial Wgt/Vol:** 5 mL

PARAMETER	RESULT	REPORTING LIMIT	UNITS	METHOD
Acetone	ND	5.0	ug/L	SW846 8260B
Bromodichloromethane	ND	1.0	ug/L	SW846 8260B
2-Butanone	ND	5.0	ug/L	SW846 8260B
Carbon disulfide	ND	1.0	ug/L	SW846 8260B
Dibromochloromethane	ND	1.0	ug/L	SW846 8260B
1,2-Dibromo-3-chloro-propane	ND	2.0	ug/L	SW846 8260B
1,2-Dibromoethane	ND	1.0	ug/L	SW846 8260B
1,2-Dichlorobenzene	ND	1.0	ug/L	SW846 8260B
1,3-Dichlorobenzene	ND	1.0	ug/L	SW846 8260B
1,4-Dichlorobenzene	ND	1.0	ug/L	SW846 8260B
Dichlorodifluoromethane	ND	1.0	ug/L	SW846 8260B
cis-1,2-Dichloroethene	ND	1.0	ug/L	SW846 8260B
trans-1,2-Dichloroethene	ND	1.0	ug/L	SW846 8260B
Trichlorofluoromethane	ND	1.0	ug/L	SW846 8260B
2-Hexanone	ND	5.0	ug/L	SW846 8260B
Isopropylbenzene	ND	1.0	ug/L	SW846 8260B
4-Methyl-2-pentanone	ND	5.0	ug/L	SW846 8260B
Styrene	ND	1.0	ug/L	SW846 8260B
1,2,4-Trichloro-benzene	ND	1.0	ug/L	SW846 8260B
1,1,2-Trichloro-1,2,2-trifluoroethane	ND	1.0	ug/L	SW846 8260B
Xylenes (total)	ND	2.0	ug/L	SW846 8260B
Methyl tert-butyl ether	ND	5.0	ug/L	SW846 8260B
1,2,3-Trichlorobenzene	ND	1.0	ug/L	SW846 8260B
1,2,3-Trichloropropane	ND	1.0	ug/L	SW846 8260B
1,2,4-Trimethylbenzene	ND	1.0	ug/L	SW846 8260B
o-Xylene	ND	1.0	ug/L	SW846 8260B
m-Xylene & p-Xylene	ND	2.0	ug/L	SW846 8260B
Tert-amyl methyl ether (T	ND	5.0	ug/L	SW846 8260B
1,2,3-Trimethylbenzene	ND	5.0	ug/L	SW846 8260B
Ethyl-t-Butyl Ether (ETBE	ND	5.0	ug/L	SW846 8260B
2-Chloroethyl vinyl ether	ND	5.0	ug/L	SW846 8260B
2-Chlorotoluene	ND	1.0	ug/L	SW846 8260B
4-Chlorotoluene	ND	1.0	ug/L	SW846 8260B
1,3-Dichloropropane	ND	1.0	ug/L	SW846 8260B
2,2-Dichloropropane	ND	1.0	ug/L	SW846 8260B
1,1-Dichloropropene	ND	1.0	ug/L	SW846 8260B
Hexachlorobutadiene	ND	1.0	ug/L	SW846 8260B
Vinyl acetate	ND	2.0	ug/L	SW846 8260B

(Continued on next page)

METHOD BLANK REPORT

GC/MS Volatiles

Client Lot #...: 9A15128 **Work Order #...:** K6AAG1AA **Matrix.....:** WATER

PARAMETER	RESULT	REPORTING LIMIT	UNITS	METHOD
Bromobenzene	ND	1.0	ug/L	SW846 8260B
Bromochloromethane	ND	1.0	ug/L	SW846 8260B
n-Butylbenzene	ND	1.0	ug/L	SW846 8260B
sec-Butylbenzene	ND	1.0	ug/L	SW846 8260B
tert-Butylbenzene	ND	1.0	ug/L	SW846 8260B
Dibromomethane	ND	1.0	ug/L	SW846 8260B
Diisopropyl Ether (DIPE)	ND	5.0	ug/L	SW846 8260B
p-Isopropyltoluene	ND	1.0	ug/L	SW846 8260B
tert-Butyl alcohol	ND	20	ug/L	SW846 8260B
Naphthalene	ND	1.0	ug/L	SW846 8260B
n-Propylbenzene	ND	1.0	ug/L	SW846 8260B
1,1,1,2-Tetrachloroethane	ND	1.0	ug/L	SW846 8260B
Benzene	ND	1.0	ug/L	SW846 8260B
Bromoform	ND	1.0	ug/L	SW846 8260B
Bromomethane	ND	1.0	ug/L	SW846 8260B
Carbon tetrachloride	ND	1.0	ug/L	SW846 8260B
Chlorobenzene	ND	1.0	ug/L	SW846 8260B
Chloroethane	ND	1.0	ug/L	SW846 8260B
Chloroform	ND	1.0	ug/L	SW846 8260B
Chloromethane	ND	1.0	ug/L	SW846 8260B
1,1-Dichloroethane	ND	1.0	ug/L	SW846 8260B
1,2-Dichloroethane	ND	1.0	ug/L	SW846 8260B
1,1-Dichloroethene	ND	1.0	ug/L	SW846 8260B
1,2-Dichloropropane	ND	1.0	ug/L	SW846 8260B
cis-1,3-Dichloropropene	ND	1.0	ug/L	SW846 8260B
trans-1,3-Dichloropropene	ND	1.0	ug/L	SW846 8260B
Ethylbenzene	ND	1.0	ug/L	SW846 8260B
Methylene chloride	**0.64 J**	**1.0**	**ug/L**	**SW846 8260B**
1,1,2,2-Tetrachloroethane	ND	1.0	ug/L	SW846 8260B
Tetrachloroethene	ND	1.0	ug/L	SW846 8260B
Toluene	ND	1.0	ug/L	SW846 8260B
1,1,1-Trichloroethane	ND	1.0	ug/L	SW846 8260B
Trichloroethene	ND	1.0	ug/L	SW846 8260B
Vinyl chloride	ND	1.0	ug/L	SW846 8260B

SURROGATE	PERCENT RECOVERY	RECOVERY LIMITS
Dibromofluoromethane	91	(73 - 122)
1,2-Dichloroethane-d4	95	(61 - 128)
Toluene-d8	94	(76 - 110)
4-Bromofluorobenzene	94	(74 - 116)

NOTE(S):

Calculations are performed before rounding to avoid round-off errors in calculated results.

J Estimated result. Result is less than RL.

SW846 8260B METHOD BLANK SUMMARY

BLANK WORKORDER NO.: K6D3G1AA

Lab Name: TestAmerica Laboratories, Inc.

Lab Code: TALCAN SDG Number: 9A15128

Lab File ID: UXC1149.D Lot Number: A9A150128

Date Analyzed: 01/27/09 Time Analyzed: 11:00

Matrix: WATER Date Extracted: 01/27/09

GC Column: DB624 ID: .18 Extraction Method: 5030B/8260B

Instrument ID: UX15 Level: (low/med) LOW

THIS METHOD BLANK APPLIES TO THE FOLLOWING SAMPLES, LCS, LCSD, MS , MSD:

	CLIENT ID.	SAMPLE WORK ORDER #	LAB FILE ID	DATE ANALYZED	TIME ANALYZED
01	MW30 DEEP-011409	K5T1E1AX	UXC1150.D	01/27/09	11:22
02	INTRA-LAB QC	K5WHK1AA	UXC1153.D	01/27/09	12:32
03	LAB MS/MSD	K5WHK1AC S	UXC1155.D	01/27/09	13:17
04	LAB MS/MSD	K5WHK1AD D	UXC1156.D	01/27/09	13:40
05	CHECK SAMPLE	K6D3G1AC C	UXC1147.D	01/27/09	10:14
06	DUPLICATE CHECK	K6D3G1AD L	UXC1148.D	01/27/09	10:37
07					
08					
09					
10					
11					
12					
13					
14					
15					
16					
17					
18					
19					
20					
21					
22					
23					
24					
25					
26					
27					
28					
29					
30					

COMMENTS:

METHOD BLANK REPORT

GC/MS Volatiles

Client Lot #...: 9A15128 **Work Order #...:** K6D3G1AA **Matrix.....:** WATER

PARAMETER	RESULT	REPORTING LIMIT	UNITS	METHOD
1,1,2-Trichloro-1,2,2-trifluoroethane	ND	1.0	ug/L	SW846 8260B
1,2,4-Trimethylbenzene	ND	1.0	ug/L	SW846 8260B
Vinyl acetate	ND	2.0	ug/L	SW846 8260B
o-Xylene	ND	1.0	ug/L	SW846 8260B
Xylenes (total)	ND	2.0	ug/L	SW846 8260B
Methyl tert-butyl ether	ND	5.0	ug/L	SW846 8260B
m-Xylene & p-Xylene	ND	2.0	ug/L	SW846 8260B
1,2,3-Trimethylbenzene	ND	5.0	ug/L	SW846 8260B
Diisopropyl Ether (DIPE)	ND	5.0	ug/L	SW846 8260B
Ethyl-t-Butyl Ether (ETBE	ND	5.0	ug/L	SW846 8260B
Tert-amyl methyl ether (T	ND	5.0	ug/L	SW846 8260B
Benzene	ND	1.0	ug/L	SW846 8260B
Bromoform	ND	1.0	ug/L	SW846 8260B
Bromomethane	ND	1.0	ug/L	SW846 8260B
Carbon tetrachloride	ND	1.0	ug/L	SW846 8260B
Chlorobenzene	ND	1.0	ug/L	SW846 8260B
Chloroethane	ND	1.0	ug/L	SW846 8260B
Chloroform	ND	1.0	ug/L	SW846 8260B
Chloromethane	ND	1.0	ug/L	SW846 8260B
1,1-Dichloroethane	ND	1.0	ug/L	SW846 8260B
1,2-Dichloroethane	ND	1.0	ug/L	SW846 8260B
1,1-Dichloroethene	ND	1.0	ug/L	SW846 8260B
1,2-Dichloropropane	ND	1.0	ug/L	SW846 8260B
cis-1,3-Dichloropropene	ND	1.0	ug/L	SW846 8260B
trans-1,3-Dichloropropene	ND	1.0	ug/L	SW846 8260B
Ethylbenzene	ND	1.0	ug/L	SW846 8260B
Methylene chloride	**0.63 J**	**1.0**	**ug/L**	**SW846 8260B**
1,1,2,2-Tetrachloroethane	ND	1.0	ug/L	SW846 8260B
Tetrachloroethene	ND	1.0	ug/L	SW846 8260B
Toluene	ND	1.0	ug/L	SW846 8260B
1,1,1-Trichloroethane	ND	1.0	ug/L	SW846 8260B
Trichloroethene	ND	1.0	ug/L	SW846 8260B
Vinyl chloride	ND	1.0	ug/L	SW846 8260B

SURROGATE	PERCENT RECOVERY	RECOVERY LIMITS
Dibromofluoromethane	90	(73 - 122)
1,2-Dichloroethane-d4	93	(61 - 128)
Toluene-d8	94	(76 - 110)
4-Bromofluorobenzene	92	(74 - 116)

NOTE(S):

Calculations are performed before rounding to avoid round-off errors in calculated results.

J Estimated result. Result is less than RL.

METHOD BLANK REPORT

GC/MS Volatiles

Client Lot #...: 9A15128 **Work Order #...:** K6D3G1AA **Matrix.....:** WATER
MB Lot-Sample #: A9A280000-272

Prep Date.....: 01/27/09 **Final Wgt/Vol..:** 5 mL
Analysis Date..: 01/27/09 **Prep Batch #...:** 9028272
Dilution Factor: 1 **Initial Wgt/Vol:** 5 mL

PARAMETER	RESULT	REPORTING LIMIT	UNITS	METHOD
Acetone	ND	5.0	ug/L	SW846 8260B
Bromobenzene	ND	1.0	ug/L	SW846 8260B
Bromochloromethane	ND	1.0	ug/L	SW846 8260B
Bromodichloromethane	ND	1.0	ug/L	SW846 8260B
2-Butanone	ND	5.0	ug/L	SW846 8260B
n-Butylbenzene	ND	1.0	ug/L	SW846 8260B
sec-Butylbenzene	ND	1.0	ug/L	SW846 8260B
tert-Butylbenzene	ND	1.0	ug/L	SW846 8260B
Carbon disulfide	ND	1.0	ug/L	SW846 8260B
Dibromochloromethane	ND	1.0	ug/L	SW846 8260B
1,2-Dibromo-3-chloro-propane	ND	2.0	ug/L	SW846 8260B
2-Chloroethyl vinyl ether	ND	5.0	ug/L	SW846 8260B
2-Chlorotoluene	ND	1.0	ug/L	SW846 8260B
4-Chlorotoluene	ND	1.0	ug/L	SW846 8260B
1,2-Dibromoethane	ND	1.0	ug/L	SW846 8260B
Dibromomethane	ND	1.0	ug/L	SW846 8260B
1,2-Dichlorobenzene	ND	1.0	ug/L	SW846 8260B
1,3-Dichlorobenzene	ND	1.0	ug/L	SW846 8260B
1,4-Dichlorobenzene	ND	1.0	ug/L	SW846 8260B
Dichlorodifluoromethane	ND	1.0	ug/L	SW846 8260B
cis-1,2-Dichloroethene	ND	1.0	ug/L	SW846 8260B
trans-1,2-Dichloroethene	ND	1.0	ug/L	SW846 8260B
1,3-Dichloropropane	ND	1.0	ug/L	SW846 8260B
2,2-Dichloropropane	ND	1.0	ug/L	SW846 8260B
1,1-Dichloropropene	ND	1.0	ug/L	SW846 8260B
Trichlorofluoromethane	ND	1.0	ug/L	SW846 8260B
Hexachlorobutadiene	ND	1.0	ug/L	SW846 8260B
2-Hexanone	ND	5.0	ug/L	SW846 8260B
Isopropylbenzene	ND	1.0	ug/L	SW846 8260B
p-Isopropyltoluene	ND	1.0	ug/L	SW846 8260B
tert-Butyl alcohol	ND	20	ug/L	SW846 8260B
4-Methyl-2-pentanone	ND	5.0	ug/L	SW846 8260B
Naphthalene	ND	1.0	ug/L	SW846 8260B
n-Propylbenzene	ND	1.0	ug/L	SW846 8260B
Styrene	ND	1.0	ug/L	SW846 8260B
1,1,1,2-Tetrachloroethane	ND	1.0	ug/L	SW846 8260B
1,2,3-Trichlorobenzene	ND	1.0	ug/L	SW846 8260B
1,2,4-Trichloro-benzene	ND	1.0	ug/L	SW846 8260B
1,2,3-Trichloropropane	ND	1.0	ug/L	SW846 8260B

(Continued on next page)

SW846 8260B SURROGATE RECOVERY

Lab Name: TestAmerica Laboratories, Inc. Client: Tetra Tech NUS, Inc

Lab Code: TALCAN SDG No: 9A15128

Lot #: A9A150128

Extraction: XXI25QK01

	CLIENT ID.	SRG01	SRG02	SRG03	SRG04	TOT OUT
01	TB-011409	90	94	93	94	00
02	MW31 DEEP-011409	93	95	96	95	00
03	MW30 DEEP-011409	92	93	92	91	00
04	INTRA-LAB QC	90	96	96	95	00
05	INTRA-LAB QC	90	92	96	94	00
06	METHOD BLK. K6AAG1AA	91	95	94	94	00
07	METHOD BLK. K6D3G1AA	90	93	94	92	00
08	LCS K6AAG1AC	92	88	94	97	00
09	LCS K6D3G1AC	95	93	95	99	00
10	LAB MS/MSD D	95	91	98	99	00
11	LAB MS/MSD D	94	93	95	98	00
12	LCSD K6AAG1AD	94	91	97	98	00
13	LCSD K6D3G1AD	95	92	96	100	00
14	LAB MS/MSD S	92	91	95	99	00
15	LAB MS/MSD S	94	93	96	100	00

SURROGATES		QC LIMITS
SRG01	= Dibromofluoromethane	(73-122)
SRG02	= 1,2-Dichloroethane-d4	(61-128)
SRG03	= Toluene-d8	(76-110)
SRG04	= 4-Bromofluorobenzene	(74-116)

\# Column to be used to flag recovery values
* Values outside of required QC Limits
D System monitoring Compound diluted out

FORM II

SW846 8260B CHECK SAMPLE RECOVERY

Lab Name: TestAmerica Laboratories, Inc. Client: Tetra Tech NUS, Inc

Lab Code: TALCAN SDG No: 9A15128

Lot #: A9A260000 WO #: K6AAG1AC
BATCH: 9026373

COMPOUND	SPIKE ADDED (ug/L)	SAMPLE CONCENT. (ug/L)	% REC	QC LIMITS REC	QUAL
Trichloroethene	10	8.8	88	75 - 122	
Benzene	10	8.8	88	80 - 116	
Toluene	10	8.9	89	74 - 119	
Chlorobenzene	10	8.8	88	76 - 117	
1,1-Dichloroethene	10	9.6	96	63 - 130	

NOTES(S):

* Values outside of QC limits

Spike Recovery: 0 out of 5 outside limits

COMMENTS:

FORM III

SW846 8260B CHECK SAMPLE DUPLICATE RECOVERY

Lab Name: TestAmerica Laboratories, Inc. Client: Tetra Tech NUS, Inc

Lab Code: TALCAN SDG No: 9A15128

Lot #: A9A260000 WO #: K6AAG1AD
BATCH: 9026373

COMPOUND	SPIKE ADDED (ug/L)	SAMPLE CONCENT. (ug/L)	% REC	QC LIMITS REC	QUAL
1,1-Dichloroethene	10	9.8	98	63 - 130	
Trichloroethene	10	9.3	93	75 - 122	
Benzene	10	9.1	91	80 - 116	
Toluene	10	9.2	92	74 - 119	
Chlorobenzene	10	9.2	92	76 - 117	

NOTES(S):

* Values outside of QC limits

Spike Recovery: 0 out of 5 outside limits

COMMENTS:

FORM III

SW846 8260B CHECK SAMPLE RECOVERY

Lab Name: TestAmerica Laboratories, Inc. Client: Tetra Tech NUS, Inc

Lab Code: TALCAN SDG No: 9A15128

Lot #: A9A280000 WO #: K6D3G1AC
BATCH: 9028272

COMPOUND	SPIKE ADDED (ug/L)	SAMPLE CONCENT. (ug/L)	% REC	QC LIMITS REC	QUAL
1,1-Dichloroethene	10	9.9	99	63 - 130	
Trichloroethene	10	9.4	94	75 - 122	
Benzene	10	9.4	94	80 - 116	
Toluene	10	9.3	93	74 - 119	
Chlorobenzene	10	9.0	90	76 - 117	

NOTES(S):

* Values outside of QC limits

Spike Recovery: 0 out of 5 outside limits

COMMENTS:

SW846 8260B CHECK SAMPLE DUPLICATE RECOVERY

Lab Name: TestAmerica Laboratories, Inc. Client: Tetra Tech NUS, Inc

Lab Code: TALCAN SDG No: 9A15128

Lot #: A9A280000 WO #: K6D3G1AD
BATCH: 9028272

COMPOUND	SPIKE ADDED (ug/L)	SAMPLE CONCENT. (ug/L)	% REC	QC LIMITS REC	QUAL
1,1-Dichloroethene	10	9.8	98	63 - 130	
Trichloroethene	10	9.2	92	75 - 122	
Benzene	10	9.3	93	80 - 116	
Toluene	10	9.1	91	74 - 119	
Chlorobenzene	10	9.1	91	76 - 117	

NOTES(S):

* Values outside of QC limits

Spike Recovery: 0 out of 5 outside limits

COMMENTS:

FORM III

SW846 8260B MATRIX SPIKE/MATRIX SPIKE DUPLICATE RECOVERY

Lab Name: TestAmerica Laboratories, Inc. Client: Tetra Tech NUS, Inc

Lab Code: TALCAN SDG No: 9A15128

Matrix Spike ID: LAB MS/MSD

Lot #: A9A160111 WO #: K5WHK1AC
BATCH: 9028272

COMPOUND	SPIKE ADDED (ug/L)	SAMPLE CONCENT. (ug/L)	MS CONCENT. (ug/L)	MS % REC	LIMITS REC	QUAL
Trichloroethene	10	ND	8.8	88	62 - 130	
Benzene	10	ND	8.9	89	78 - 118	
1,1-Dichloroethene	10	ND	9.6	96	62 - 130	
Toluene	10	0.27	9.1	88	70 - 119	
Chlorobenzene	10	ND	8.7	87	76 - 117	

NOTES(S):

Column to be used to flag recovery and RPD values with an asterisk
* Values outside of QC limits

RPD: 0 out of 0 outside limits
Spike Recovery: 0 out of 5 outside limits

COMMENTS:

FORM III

SW846 8260B MATRIX SPIKE/MATRIX SPIKE DUPLICATE RECOVERY

Lab Name: TestAmerica Laboratories, Inc. Client: Tetra Tech NUS, Inc

Lab Code: TALCAN SDG No: 9A15128

Matrix Spike ID: LAB MS/MSD

Lot #: A9A160111 WO #: K5WHK1AD
BATCH: 9028272

COMPOUND	SPIKE ADDED (ug/L)	MSD CONCENT. (ug/L)	MSD % REC	% RPD	QC LIMITS RPD	QC LIMITS REC	QUAL
1,1-Dichloroethene	10	9.6	96	0.19	20	62- 130	
Trichloroethene	10	8.9	89	0.90	20	62- 130	
Benzene	10	8.9	89	0.19	20	78- 118	
Toluene	10	9.1	88	0.44	20	70- 119	
Chlorobenzene	10	8.7	87	0.70	20	76- 117	

NOTES(S):

Column to be used to flag recovery and RPD values with an asterisk
* Values outside of QC limits

RPD: 0 out of 5 outside limits
Spike Recovery: 0 out of 5 outside limits

COMMENTS:

FORM III

SW846 8260B MATRIX SPIKE/MATRIX SPIKE DUPLICATE RECOVERY

Lab Name: TestAmerica Laboratories, Inc. Client: Tetra Tech NUS, Inc

Lab Code: TALCAN SDG No: 9A15128

Matrix Spike ID: LAB MS/MSD

Lot #: A9A160194 WO #: K5W651AC
BATCH: 9026373

COMPOUND	SPIKE ADDED (ug/L)	SAMPLE CONCENT. (ug/L)	MS CONCENT. (ug/L)	MS % REC	LIMITS REC	QUAL
1,1-Dichloroethene	33000	ND	32000	96	62 - 130	
Trichloroethene	33000	ND	30000	91	62 - 130	
Benzene	33000	ND	30000	89	78 - 118	
Toluene	33000	ND	30000	89	70 - 119	
Chlorobenzene	33000	ND	29000	86	76 - 117	

NOTES(S):

Column to be used to flag recovery and RPD values with an asterisk
* Values outside of QC limits

RPD: 0 out of 0 outside limits
Spike Recovery: 0 out of 5 outside limits

COMMENTS:

SW846 8260B MATRIX SPIKE/MATRIX SPIKE DUPLICATE RECOVERY

Lab Name: TestAmerica Laboratories, Inc. Client: Tetra Tech NUS, Inc

Lab Code: TALCAN SDG No: 9A15128

Matrix Spike ID: LAB MS/MSD

Lot #: A9A160194 WO #: K5W651AD
BATCH: 9026373

COMPOUND	SPIKE ADDED (ug/L)	MSD CONCENT. (ug/L)	MSD % REC	% RPD	QC LIMITS RPD	QC LIMITS REC	QUAL
1,1-Dichloroethene	33000	32000	96	0.50	20	62 - 130	
Trichloroethene	33000	31000	93	2.5	20	62 - 130	
Benzene	33000	31000	93	4.1	20	78 - 118	
Toluene	33000	30000	91	2.7	20	70 - 119	
Chlorobenzene	33000	30000	90	4.4	20	76 - 117	

NOTES(S):

Column to be used to flag recovery and RPD values with an asterisk
* Values outside of QC limits

RPD: 0 out of 5 outside limits
Spike Recovery: 0 out of 5 outside limits

COMMENTS:

FORM III

8A
VOLATILE INTERNAL STANDARD AREA SUMMARY

Lab Name: NORTH CANTON Contract:

Lab Code: TALCAN Case No.: SAS No.: SDG No.: 9A15128

Lab File ID (Standard): UXC1117 Date Analyzed: 01/26/09

Instrument ID: A3UX15 Time Analyzed: 1102

Matrix: (soil/water) WATER Level: (low/med) LOW Column: (pack/cap) CAP

		IS1(CBZ) AREA #	RT	IS2(DCB) AREA #	RT	IS3 AREA #	RT
	12 HOUR STD	1379084	7.69	778518	9.91	1794194	5.04
	UPPER LIMIT	2758168	8.19	1557036	10.41	3588388	5.54
	LOWER LIMIT	689542	7.19	389259	9.41	897097	4.54
	EPA SAMPLE NO.						
01	K6AAG-CHK	1318990	7.69	773418	9.91	1713708	5.04
02	K6AAG-BLK	1230764	7.69	656324	9.91	1560380	5.04
03	K6AAG-CKDUP	1261548	7.70	739270	9.91	1627512	5.04
04	TB-011409	1179224	7.70	620354	9.91	1489348	5.04
05	MW31 DEEP-01	1189559	7.69	633522	9.91	1544678	5.04
06							
07							
08							
09							
10							
11							
12							
13							
14							
15							
16							
17							
18							
19							
20							
21							
22							

IS1 (CBZ) = Chlorobenzene-d5
IS2 (DCB) = 1,4-Dichlorobenzene-d4
IS3 = Fluorobenzene

UPPER LIMIT = +100% of internal standard area.
LOWER LIMIT = - 50% of internal standard area.

Column used to flag internal standard area values with an asterisk.

8A

VOLATILE INTERNAL STANDARD AREA SUMMARY

Lab Name: NORTH CANTON Contract:

Lab Code: TALCAN Case No.: SAS No.: SDG No.: 9A15128

Lab File ID (Standard): UXC1146 Date Analyzed: 01/27/09

Instrument ID: A3UX15 Time Analyzed: 0951

Matrix: (soil/water) WATER Level: (low/med) LOW Column: (pack/cap) CAP

		IS1(CBZ) AREA #	RT	IS2(DCB) AREA #	RT	IS3 AREA #	RT
	12 HOUR STD	1229846	7.69	715501	9.91	1571087	5.04
	UPPER LIMIT	2459692	8.19	1431002	10.41	3142174	5.54
	LOWER LIMIT	614923	7.19	357751	9.41	785544	4.54
	EPA SAMPLE NO.						
01	K6D3G-CHK	1254642	7.69	711387	9.91	1578156	5.04
02	K6D3G-CKDUP	1237347	7.69	710447	9.91	1574885	5.04
03	K6D3G-BLK	1216324	7.69	649906	9.91	1564680	5.04
04	MW30 DEEP-01	1229421	7.69	663501	9.91	1543032	5.04
05							
06							
07							
08							
09							
10							
11							
12							
13							
14							
15							
16							
17							
18							
19							
20							
21							
22							

IS1 (CBZ) = Chlorobenzene-d5
IS2 (DCB) = 1,4-Dichlorobenzene-d4
IS3 = Fluorobenzene

UPPER LIMIT = +100% of internal standard area.
LOWER LIMIT = - 50% of internal standard area.

Column used to flag internal standard area values with an asterisk.

TestAmerica

THE LEADER IN ENVIRONMENTAL TESTING

GCMS SEMIVOLATILE DATA

5B

SEMIVOLATILE ORGANIC INSTRUMENT PERFORMANCE CHECK
DECAFLUOROTRIPHENYLPHOSPHINE (DFTPP)

Lab Name: NORTH CANTON Contract:

Lab Code: TACAN Case No.: SAS No.: SDG No.: 9A15128

Lab File ID: 9DF0116 DFTPP Injection Date: 01/16/09

Instrument ID: A4HP9 DFTPP Injection Time: 1140

m/e	ION ABUNDANCE CRITERIA	% RELATIVE ABUNDANCE
51	30.0 - 80.0% of mass 198	46.8
68	Less than 2.0% of mass 69	0.0 (0.0)1
69	Mass 69 relative abundance	64.4
70	Less than 2.0% of mass 69	0.2 (0.3)1
127	25.0 - 75.0% of mass 198	51.4
197	Less than 1.0% of mass 198	0.0
198	Base Peak, 100% relative abundance	100.0
199	5.0 to 9.0% of mass 198	6.8
275	10.0 - 30.0% of mass 198	19.7
365	Greater than 0.75% of mass 198	2.00
441	Present, but less than mass 443	8.8
442	40.0 - 110.0% of mass 198	66.6
443	15.0 - 24.0% of mass 442	12.7 (19.1)2

1-Value is % mass 69 2-Value is % mass 442

THIS CHECK APPLIES TO THE FOLLOWING SAMPLES, MS, MSD, BLANKS, AND STANDARDS:

	EPA SAMPLE NO.	LAB SAMPLE ID	LAB FILE ID	DATE ANALYZED	TIME ANALYZED
01	SSTD006	L6	9SMH0116	01/16/09	1157
02	SSTD005	L5	9SMM0116	01/16/09	1217
03	SSTD004	L4	9SM0116	01/16/09	1236
04	SSTD003	L3	9SML0116	01/16/09	1256
05	SSTD002	L2	9SL0116	01/16/09	1316
06	SSTD001	L1	9SLL0116	01/16/09	1335
07	SSTD007	L7	9SH0116	01/16/09	1355
08	SSTD008	L8	9SHH0116	01/16/09	1415
09	SSTD009	L9	9HHH0116	01/16/09	1435
10					
11					
12					
13					
14					
15					
16					
17					
18					
19					
20					
21					
22					

Report Date : 17-Jan-2009 12:06

TestAmerica North Canton

INITIAL CALIBRATION DATA

Start Cal Date : 16-JAN-2009 11:57
End Cal Date : 16-JAN-2009 14:35
Quant Method : ISTD
Origin : Included
Target Version : 4.14
Integrator : HP RTE
Method file : \\cansvr11\dd\chem\MSS\a4hp9.i\90116a.b\8270c-625.m
Last Edit : 17-Jan-2009 11:59 ulmanm

Calibration File Names:
Level 1: \\cansvr11\dd\chem\MSS\a4hp9.i\90116a.b\9SLL0116.D
Level 2: \\cansvr11\dd\chem\MSS\a4hp9.i\90116a.b\9SL0116.D
Level 3: \\cansvr11\dd\chem\MSS\a4hp9.i\90116a.b\9SML0116.D
Level 4: \\cansvr11\dd\chem\MSS\a4hp9.i\90116a.b\9SM0116.D
Level 5: \\cansvr11\dd\chem\MSS\a4hp9.i\90116a.b\9SMM0116.D
Level 6: \\cansvr11\dd\chem\MSS\a4hp9.i\90116a.b\9SMH0116.D
Level 7: \\cansvr11\dd\chem\MSS\a4hp9.i\90116a.b\9SH0116.D
Level 8: \\cansvr11\dd\chem\MSS\a4hp9.i\90116a.b\9SHH0116.D
Level 9: \\cansvr11\dd\chem\MSS\a4hp9.i\90116a.b\9HHH0116.D

Compound	0.0500000 Level 1	0.2500000 Level 2	0.5000000 Level 3	1.0000 Level 4	2.5000 Level 5	5.0000 Level 6	Curve	Coefficients b	m1	m2	%RSD or R^2	
	7.5000 Level 7	10.0000 Level 8	12.5000 Level 9									
198 1,4-Dioxane	+++++	0.78198	0.77674	0.83101	0.75536	0.78330						
	0.90705	0.84555	0.78415				AVRG		0.80814		6.16121	<-
7 N-Nitrosomorpholine	+++++	+++++	+++++	+++++	+++++	+++++						
	+++++	+++++	+++++				AVRG		0.000e+000		0.000e+000	<-
8 Ethyl methanesulfonate	+++++	+++++	+++++	+++++	+++++	+++++						
	+++++	+++++	+++++				AVRG		0.000e+000		0.000e+000	<-

TestAmerica North Canton

INITIAL CALIBRATION DATA

Start Cal Date : 16-JAN-2009 11:57
End Cal Date : 16-JAN-2009 14:35
Quant Method : ISTD
Origin : Included
Target Version : 4.14
Integrator : HP RTE
Method file : \\cansvr11\dd\chem\MSS\a4hp9.i\90116a.b\8270c-625.m
Last Edit : 17-Jan-2009 11:59 ulmanm

Compound	0.0500000 Level 1	0.2500000 Level 2	0.5000000 Level 3	1.0000 Level 4	2.5000 Level 5	5.0000 Level 6	Curve	Coefficients b	m1	m2	%RSD or R^2	
	7.5000 Level 7	10.0000 Level 8	12.5000 Level 9									
9 Pyridine	+++++	1.93141	2.32200	2.33920	2.15359	2.17847						
	2.51621	2.42557	2.30828				AVRG		2.27184		7.98436	<-
10 N-Nitrosodimethylamine	+++++	1.24842	1.27156	1.33853	1.23065	1.22229						
	1.43739	1.36197	1.31421				AVRG		1.30313		5.70157	<-
11 Ethyl methacrylate	+++++	2.01337	2.01820	2.07866	1.90380	1.90634						
	2.21510	2.07053	1.92665				AVRG		2.01658		5.27302	<-
12 3-Chloropropionitrile	+++++	1.11134	1.01607	1.06187	0.96695	0.96510						
	1.12432	1.06460	0.99886				AVRG		1.03864		5.92166	<-
13 Malononitrile	+++++	2.27108	2.44258	2.58964	2.37896	2.36268						
	2.71598	2.53485	2.51254				AVRG		2.47604		5.72529	<-
14 2-Picoline	+++++	+++++	+++++	+++++	+++++	+++++						
	+++++	+++++	+++++				AVRG		0.000e+000		0.000e+000	<-
15 N-Nitrosomethylethylamine	+++++	+++++	+++++	+++++	+++++	+++++						
	+++++	+++++	+++++				AVRG		0.000e+000		0.000e+000	<-

TestAmerica North Canton

INITIAL CALIBRATION DATA

Start Cal Date : 16-JAN-2009 11:57
End Cal Date : 16-JAN-2009 14:35
Quant Method : ISTD
Origin : Included
Target Version : 4.14
Integrator : HP RTE
Method file : \\cansvr11\dd\chem\MSS\a4hp9.i\90116a.b\8270c-625.m
Last Edit : 17-Jan-2009 11:59 ulmanm

Compound	0.0500000 Level 1	0.2500000 Level 2	0.5000000 Level 3	1.0000 Level 4	2.5000 Level 5	5.0000 Level 6	Curve	Coefficients b	m1	m2	%RSD or R^2	
	7.5000 Level 7	10.0000 Level 8	12.5000 Level 9									
16 Methyl methanesulfonate	+++++	+++++	+++++	+++++	+++++	+++++						
	+++++	+++++	+++++				AVRG		0.000e+000		0.000e+000	<-
18 1,3-Dichloro-2-propanol	+++++	+++++	+++++	+++++	+++++	+++++						
	+++++	+++++	+++++				AVRG		0.000e+000		0.000e+000	<-
19 N-Nitrosodiethylamine	+++++	+++++	+++++	+++++	+++++	+++++						
	+++++	+++++	+++++				AVRG		0.000e+000		0.000e+000	<-
21 Aniline	+++++	2.67260	2.84336	2.98393	2.78209	2.77880						
	3.25353	3.05135	2.92775				AVRG		2.91168		6.33445	<-
22 Phenol	+++++	2.60678	2.52895	2.63527	2.48002	2.42466						
	2.84234	2.66147	2.53480				AVRG		2.58928		4.99977	<-
23 bis(2-Chloroethyl)ether	1.92304	1.77741	1.83172	1.90372	1.76747	1.73544						
	2.02092	1.89191	1.87457				AVRG		1.85847		4.83850	
24 2-Chlorophenol	+++++	1.37507	1.49185	1.55709	1.45512	1.41429						
	1.65000	1.56519	1.46309				AVRG		1.49646		5.99316	<-

TestAmerica North Canton

INITIAL CALIBRATION DATA

Start Cal Date : 16-JAN-2009 11:57
End Cal Date : 16-JAN-2009 14:35
Quant Method : ISTD
Origin : Included
Target Version : 4.14
Integrator : HP RTE
Method file : \\cansvr11\dd\chem\MSS\a4hp9.i\90116a.b\8270c-625.m
Last Edit : 17-Jan-2009 11:59 ulmanm

Compound	0.0500000 Level 1	0.2500000 Level 2	0.5000000 Level 3	1.0000 Level 4	2.5000 Level 5	5.0000 Level 6	Curve	Coefficients b	m1	m2	%RSD or R^2	
	7.5000 Level 7	10.0000 Level 8	12.5000 Level 9									
25 Pentachloroethane	+++++	+++++	+++++	+++++	+++++	+++++						
	+++++	+++++	+++++				AVRG		0.000e+000		0.000e+000	<-
26 1,3-Dichlorobenzene	+++++	1.29542	1.36722	1.36101	1.29939	1.25070						
	1.47200	1.39395	1.32743				AVRG		1.34589		5.10232	<-
27 1,4-Dichlorobenzene	+++++	1.21962	1.19558	1.24837	1.17008	1.16825						
	1.34525	1.30625	1.18948				AVRG		1.23036		5.30041	<-
28 1,2-Dichlorobenzene	+++++	1.22928	1.27065	1.32529	1.23070	1.19317						
	1.42619	1.35488	1.27047				AVRG		1.28758		5.96488	<-
29 Benzyl Alcohol	+++++	1.04428	1.13334	1.19279	1.09935	1.09544						
	1.25667	1.19606	1.18623				AVRG		1.15052		6.02523	<-
30 2-Methylphenol	+++++	1.57383	1.63103	1.73221	1.60357	1.55602						
	1.80062	1.68274	1.64249				AVRG		1.65281		4.99242	<-
31 bis(2-Chloroisopropyl)ether	+++++	2.19860	2.42995	2.44996	2.24685	2.14733						
	2.51138	2.37025	2.20994				AVRG		2.32053		5.87589	<-

TestAmerica North Canton

INITIAL CALIBRATION DATA

Start Cal Date : 16-JAN-2009 11:57
End Cal Date : 16-JAN-2009 14:35
Quant Method : ISTD
Origin : Included
Target Version : 4.14
Integrator : HP RTE
Method file : \\cansvr11\dd\chem\MSS\a4hp9.i\90116a.b\8270c-625.m
Last Edit : 17-Jan-2009 11:59 ulmanm

Compound	0.0500000 Level 1	0.2500000 Level 2	0.5000000 Level 3	1.0000 Level 4	2.5000 Level 5	5.0000 Level 6	Curve	Coefficients b	Coefficients m1	Coefficients m2	%RSD or R^2	
	7.5000 Level 7	10.0000 Level 8	12.5000 Level 9									
32 N-Nitroso-di-n-propylamine	+++++	1.50360	1.59542	1.62350	1.53272	1.44092						
	1.62274	1.54174	1.43184				AVRG		1.53656		4.90059	<-
M 195 Cresols, total	+++++	3.08407	3.38941	3.53580	3.33366	3.19725						
	3.74290	3.51200	3.38376				AVRG		3.39736		6.03438	<-
192 4-Methylphenol	+++++	1.51025	1.75838	1.80359	1.73009	1.64123						
	1.94228	1.82926	1.74127				AVRG		1.74454		7.37073	<-
193 3-Methylphenol	+++++	+++++	+++++	+++++	+++++	+++++						
	+++++	+++++	+++++				AVRG		0.000e+000		0.000e+000	<-
34 Hexachloroethane	0.54639	0.54789	0.56874	0.58270	0.54434	0.52509						
	0.60676	0.58072	0.54170				AVRG		0.56048		4.60791	
35 Nitrobenzene	+++++	0.51337	0.50159	0.50747	0.48958	0.47981						
	0.57771	0.53143	0.52039				AVRG		0.51517		5.84836	<-
36 N-Nitrosopyrrolidine	+++++	+++++	+++++	+++++	+++++	+++++						
	+++++	+++++	+++++				AVRG		0.000e+000		0.000e+000	<-

TestAmerica North Canton

INITIAL CALIBRATION DATA

Start Cal Date : 16-JAN-2009 11:57
End Cal Date : 16-JAN-2009 14:35
Quant Method : ISTD
Origin : Included
Target Version : 4.14
Integrator : HP RTE
Method file : \\cansvr11\dd\chem\MSS\a4hp9.i\90116a.b\8270c-625.m
Last Edit : 17-Jan-2009 11:59 ulmanm

Compound	0.0500000 Level 1	0.2500000 Level 2	0.5000000 Level 3	1.0000 Level 4	2.5000 Level 5	5.0000 Level 6	Curve	Coefficients b	m1	m2	%RSD or R^2	
	7.5000 Level 7	10.0000 Level 8	12.5000 Level 9									
37 Acetophenone	+++++	2.21629	2.33114	2.41008	2.25466	2.10009						
	2.40852	2.22429	2.16680				AVRG		2.26398		4.92379	<-
39 o-Toluidine	+++++	+++++	+++++	+++++	+++++	+++++						
	+++++	+++++	+++++				AVRG		0.000e+000		0.000e+000	<-
40 N-Nitrosopiperidine	+++++	+++++	+++++	+++++	+++++	+++++						
	+++++	+++++	+++++				AVRG		0.000e+000		0.000e+000	<-
41 Isophorone	+++++	0.99354	0.96317	0.97979	0.92610	0.90170						
	1.08284	1.02136	0.99126				AVRG		0.98247		5.68876	<-
42 2-Nitrophenol	+++++	0.18160	0.18838	0.18900	0.18457	0.18433						
	0.21041	0.20047	0.19140				AVRG		0.19127		5.04253	<-
43 2,4-Dimethylphenol	+++++	0.41316	0.43694	0.44757	0.42262	0.39133						
	0.44731	0.41674	0.37809				AVRG		0.41922		6.00075	<-
44 bis(2-Chloroethoxy)methane	+++++	0.46390	0.49297	0.50761	0.48219	0.46310						
	0.54731	0.51264	0.49247				AVRG		0.49527		5.58985	<-

TestAmerica North Canton

INITIAL CALIBRATION DATA

Start Cal Date : 16-JAN-2009 11:57
End Cal Date : 16-JAN-2009 14:35
Quant Method : ISTD
Origin : Included
Target Version : 4.14
Integrator : HP RTE
Method file : \\cansvr11\dd\chem\MSS\a4hp9.i\90116a.b\8270c-625.m
Last Edit : 17-Jan-2009 11:59 ulmanm

Compound	0.0500000 Level 1	0.2500000 Level 2	0.5000000 Level 3	1.0000 Level 4	2.5000 Level 5	5.0000 Level 6	Curve	Coefficients b	Coefficients m1	Coefficients m2	%RSD or R^2	
	7.5000 Level 7	10.0000 Level 8	12.5000 Level 9									
45 O,O,O-Triethyl phosphorothioa	+++++	+++++	+++++	+++++	+++++	+++++						
	+++++	+++++	+++++				AVRG		0.000e+000		0.000e+000	<-
46 2,4-Toluenediamene	+++++	22762	25016	78947	137389	312770						
	362610	323516	+++++				QUAD	0.26994	0.28342	40.73304	0.96060	<-
47 1,3,5-Trichlorobenzene	+++++	0.32966	0.33328	0.27574	0.27823	0.27509						
	0.25730	0.26238	0.24585				AVRG		0.28219		11.44642	<-
48 2,4-Dichlorophenol	+++++	0.23533	0.26839	0.26555	0.26191	0.26244						
	0.31071	0.29194	0.28794				AVRG		0.27302		8.45920	<-
49 Benzoic Acid	+++++	+++++	106459	232189	700383	1477784						
	2741244	3047117	4580253				QUAD	0.40892	3.44388	-0.06265	0.99546	<-
50 1,2,4-Trichlorobenzene	+++++	0.24736	0.25582	0.25925	0.24668	0.24506						
	0.29351	0.27645	0.26748				AVRG		0.26145		6.48257	<-
51 Naphthalene	1.09830	0.98052	1.02311	0.99157	0.93744	0.91665						
	1.07063	1.00392	0.85810				AVRG		0.98669		7.60572	

TestAmerica North Canton

INITIAL CALIBRATION DATA

Start Cal Date : 16-JAN-2009 11:57
End Cal Date : 16-JAN-2009 14:35
Quant Method : ISTD
Origin : Included
Target Version : 4.14
Integrator : HP RTE
Method file : \\cansvr11\dd\chem\MSS\a4hp9.i\90116a.b\8270c-625.m
Last Edit : 17-Jan-2009 11:59 ulmanm

Compound	0.0500000 Level 1	0.2500000 Level 2	0.5000000 Level 3	1.0000 Level 4	2.5000 Level 5	5.0000 Level 6	Curve	Coefficients b	m1	m2	%RSD or R^2	
	7.5000 Level 7	10.0000 Level 8	12.5000 Level 9									
52 4-Chloroaniline	+++++	0.35761	0.39966	0.41419	0.39216	0.39121						
	0.45812	0.42514	0.41180				AVRG		0.40623		7.19234	<-
53 a,a-Dimethyl-phenethylamine	+++++	+++++	+++++	+++++	+++++	+++++						
	+++++	+++++	+++++				AVRG		0.000e+000		0.000e+000	<-
54 2,6-Dichlorophenol	+++++	+++++	+++++	+++++	+++++	+++++						
	+++++	+++++	+++++				AVRG		0.000e+000		0.000e+000	<-
55 Hexachloropropene	+++++	+++++	+++++	+++++	+++++	+++++						
	+++++	+++++	+++++				AVRG		0.000e+000		0.000e+000	<-
56 Hexachlorobutadiene	0.13023	0.11396	0.13088	0.12910	0.12646	0.12107						
	0.14375	0.13508	0.13143				AVRG		0.12911		6.48750	
57 1,2,3-Trichlorobenzene	+++++	0.24366	0.24220	0.24707	0.23132	0.23077						
	0.27787	0.26201	0.25587				AVRG		0.24885		6.39516	<-
58 N-Nitrosodi-n-butylamine	+++++	+++++	+++++	+++++	+++++	+++++						
	+++++	+++++	+++++				AVRG		0.000e+000		0.000e+000	<-

TestAmerica North Canton

INITIAL CALIBRATION DATA

Start Cal Date : 16-JAN-2009 11:57
End Cal Date : 16-JAN-2009 14:35
Quant Method : ISTD
Origin : Included
Target Version : 4.14
Integrator : HP RTE
Method file : \\cansvr11\dd\chem\MSS\a4hp9.i\90116a.b\8270c-625.m
Last Edit : 17-Jan-2009 11:59 ulmanm

Compound	0.0500000 Level 1	0.2500000 Level 2	0.5000000 Level 3	1.0000 Level 4	2.5000 Level 5	5.0000 Level 6	Curve	Coefficients b	m1	m2	%RSD or R^2	
	7.5000 Level 7	10.0000 Level 8	12.5000 Level 9									
59 4-Chloro-3-Methylphenol	+++++	0.31093	0.34860	0.36707	0.36160	0.35624						
	0.41457	0.38955	0.38138				AVRG		0.36624		8.38485	<-
60 p-Phenylene diamine	+++++	+++++	+++++	+++++	+++++	+++++						
	+++++	+++++	+++++				AVRG		0.000e+000		0.000e+000	<-
61 Safrole	+++++	+++++	+++++	+++++	+++++	+++++						
	+++++	+++++	+++++				AVRG		0.000e+000		0.000e+000	<-
62 2-Methylnaphthalene	0.48906	0.49908	0.51341	0.51622	0.48739	0.48348						
	0.56679	0.53311	0.51875				AVRG		0.51192		5.17986	
63 1-Methylnaphthalene	0.59547	0.57958	0.58297	0.59533	0.56674	0.54610						
	0.64496	0.60998	0.57569				AVRG		0.58853		4.76409	
64 Hexachlorocyclopentadiene	+++++	0.27282	0.27533	0.29219	0.27993	0.28244						
	0.32343	0.29742	0.26166				AVRG		0.28565		6.61396	<-
65 1,2,4,5-Tetrachlorobenzene	+++++	+++++	+++++	+++++	+++++	+++++						
	+++++	+++++	+++++				AVRG		0.000e+000		0.000e+000	<-

TestAmerica North Canton

INITIAL CALIBRATION DATA

Start Cal Date : 16-JAN-2009 11:57
End Cal Date : 16-JAN-2009 14:35
Quant Method : ISTD
Origin : Included
Target Version : 4.14
Integrator : HP RTE
Method file : \\cansvr11\dd\chem\MSS\a4hp9.i\90116a.b\8270c-625.m
Last Edit : 17-Jan-2009 11:59 ulmanm

Compound	0.0500000 Level 1	0.2500000 Level 2	0.5000000 Level 3	1.0000 Level 4	2.5000 Level 5	5.0000 Level 6	Curve	Coefficients b	m1	m2	%RSD or R^2	
	7.5000 Level 7	10.0000 Level 8	12.5000 Level 9									
66 2,4,6-Trichlorophenol	+++++	0.31667	0.31814	0.33405	0.34300	0.34307						
	0.40976	0.38309	0.36598				AVRG		0.35172		9.22883	<-
67 2,4,5-Trichlorophenol	+++++	0.33470	0.35890	0.37770	0.36564	0.37664						
	0.44754	0.42659	0.40471				AVRG		0.38655		9.63980	<-
68 1,2,3,5-Tetrachlorobenzene	+++++	0.43464	0.44066	0.44335	0.41172	0.40562						
	0.47172	0.43903	0.39881				AVRG		0.43069		5.57331	
69 1,4-Dinitrobenzene	+++++	+++++	+++++	+++++	+++++	+++++						
	+++++	+++++	+++++				AVRG		0.000e+000		0.000e+000	<-
70 2-Chloronaphthalene	1.03857	0.98425	1.01835	1.04140	0.98880	0.98169						
	1.13184	1.07960	1.01420				AVRG		1.03097		4.79326	
71 Isosafrole 1	+++++	+++++	+++++	+++++	+++++	+++++						
	+++++	+++++	+++++				AVRG		0.000e+000		0.000e+000	<-
M 188 Isosafrole, Total	+++++	+++++	+++++	+++++	+++++	+++++						
	+++++	+++++	+++++				AVRG		0.000e+000		0.000e+000	<-

TestAmerica North Canton

INITIAL CALIBRATION DATA

Start Cal Date : 16-JAN-2009 11:57
End Cal Date : 16-JAN-2009 14:35
Quant Method : ISTD
Origin : Included
Target Version : 4.14
Integrator : HP RTE
Method file : \\cansvr11\dd\chem\MSS\a4hp9.i\90116a.b\8270c-625.m
Last Edit : 17-Jan-2009 11:59 ulmanm

Compound	0.0500000 Level 1	0.2500000 Level 2	0.5000000 Level 3	1.0000 Level 4	2.5000 Level 5	5.0000 Level 6	Curve	Coefficients b	m1	m2	%RSD or R^2	
	7.5000 Level 7	10.0000 Level 8	12.5000 Level 9									
72 Isosafrole 2	+++++	+++++	+++++	+++++	+++++	+++++						
	+++++	+++++	+++++				AVRG		0.000e+000		0.000e+000	<-
73 2-Nitroaniline	+++++	0.43678	0.46637	0.48367	0.49077	0.47653						
	0.54422	0.51632	0.49163				AVRG		0.48829		6.57928	<-
74 1,2,3,4-Tetrachlorobenzene	+++++	0.39837	0.41288	0.40074	0.38617	0.38292						
	0.42822	0.39550	0.36585				AVRG		0.39633		4.79445	<-
75 1,4-Naphthoquinone	+++++	+++++	+++++	+++++	+++++	+++++						
	+++++	+++++	+++++				AVRG		0.000e+000		0.000e+000	<-
76 Dimethylphthalate	+++++	1.08976	1.15658	1.17896	1.12442	1.12788						
	1.29984	1.23216	1.17829				AVRG		1.17349		5.69305	<-
77 m-Dinitrobenzene	+++++	+++++	+++++	+++++	+++++	+++++						
	+++++	+++++	+++++				AVRG		0.000e+000		0.000e+000	<-
78 2,6-Dinitrotoluene	+++++	0.24349	0.25452	0.27869	0.26582	0.27486						
	0.32567	0.30146	0.29397				AVRG		0.27981		9.50663	<-

TestAmerica North Canton

INITIAL CALIBRATION DATA

Start Cal Date : 16-JAN-2009 11:57
End Cal Date : 16-JAN-2009 14:35
Quant Method : ISTD
Origin : Included
Target Version : 4.14
Integrator : HP RTE
Method file : \\cansvr11\dd\chem\MSS\a4hp9.i\90116a.b\8270c-625.m
Last Edit : 17-Jan-2009 11:59 ulmanm

Compound	0.0500000 Level 1	0.2500000 Level 2	0.5000000 Level 3	1.0000 Level 4	2.5000 Level 5	5.0000 Level 6	Curve	Coefficients b	m1	m2	%RSD or R^2	
	7.5000 Level 7	10.0000 Level 8	12.5000 Level 9									
79 Acenaphthylene	1.76835	1.61286	1.69142	1.70159	1.62396	1.58124						
	1.87331	1.74337	1.56199				AVRG		1.68423		5.97263	
80 1,2-Dinitrobenzene	+++++	0.12173	0.11912	0.14494	0.13838	0.13656						
	0.16504	0.15823	0.15373				AVRG		0.14222		11.63516	<-
81 3-Nitroaniline	+++++	0.27291	0.29958	0.31147	0.30506	0.31556						
	0.35680	0.33654	0.32519				AVRG		0.31539		7.98106	<-
82 Acenaphthene	1.09086	1.04031	1.06508	1.08100	1.01874	0.98662						
	1.07898	1.01133	0.90873				AVRG		1.03129		5.64246	
83 2,4-Dinitrophenol	+++++	+++++	0.16097	0.18530	0.20341	0.20552						
	0.23107	0.22685	0.19443				AVRG		0.20108		11.99488	<-
84 Pentachlorobenzene	+++++	+++++	+++++	+++++	+++++	+++++						
	+++++	+++++	+++++				AVRG		0.000e+000		0.000e+000	<-
85 4-Nitrophenol	+++++	+++++	0.18802	0.18675	0.20347	0.20761						
	0.22993	0.20487	0.20753				AVRG		0.20403		7.07947	<-

TestAmerica North Canton

INITIAL CALIBRATION DATA

Start Cal Date : 16-JAN-2009 11:57
End Cal Date : 16-JAN-2009 14:35
Quant Method : ISTD
Origin : Included
Target Version : 4.14
Integrator : HP RTE
Method file : \\cansvr11\dd\chem\MSS\a4hp9.i\90116a.b\8270c-625.m
Last Edit : 17-Jan-2009 11:59 ulmanm

Compound	0.0500000 Level 1	0.2500000 Level 2	0.5000000 Level 3	1.0000 Level 4	2.5000 Level 5	5.0000 Level 6	Curve	Coefficients b	m1	m2	%RSD or R^2	
	7.5000 Level 7	10.0000 Level 8	12.5000 Level 9									
86 Dibenzofuran	1.58075	1.50170	1.51685	1.48747	1.42553	1.41125						
	1.64031	1.54752	1.45278				AVRG		1.50713		4.92654	
87 2,4-Dinitrotoluene	+++++	0.28632	0.32420	0.34861	0.34854	0.34952						
	0.40705	0.38920	0.37392				AVRG		0.35342		10.69204	<-
88 2,3,4,6-Tetrachlorophenol	+++++	+++++	+++++	+++++	+++++	+++++						
	+++++	+++++	+++++				AVRG		0.000e+000		0.000e+000	<-
89 1-Naphthylamine	+++++	+++++	+++++	+++++	+++++	+++++						
	+++++	+++++	+++++				AVRG		0.000e+000		0.000e+000	<-
90 Zinophos	+++++	+++++	+++++	+++++	+++++	+++++						
	+++++	+++++	+++++				AVRG		0.000e+000		0.000e+000	<-
91 2,3,5,6-Tetrachlorophenol	+++++	0.20725	0.26241	0.25969	0.25646	0.26342						
	0.31833	0.29926	0.28840				AVRG		0.26940		12.43532	<-
92 2-Naphthylamine	+++++	+++++	+++++	+++++	+++++	+++++						
	+++++	+++++	+++++				AVRG		0.000e+000		0.000e+000	<-

TestAmerica North Canton

INITIAL CALIBRATION DATA

Start Cal Date : 16-JAN-2009 11:57
End Cal Date : 16-JAN-2009 14:35
Quant Method : ISTD
Origin : Included
Target Version : 4.14
Integrator : HP RTE
Method file : \\cansvr11\dd\chem\MSS\a4hp9.i\90116a.b\8270c-625.m
Last Edit : 17-Jan-2009 11:59 ulmanm

Compound	0.0500000 Level 1	0.2500000 Level 2	0.5000000 Level 3	1.0000 Level 4	2.5000 Level 5	5.0000 Level 6	Curve	Coefficients b	m1	m2	%RSD or R^2	
	7.5000 Level 7	10.0000 Level 8	12.5000 Level 9									
93 Diethylphthalate	+++++	1.09306	1.12322	1.15638	1.10236	1.07825						
	1.23404	1.17671	1.09579				AVRG		1.13248		4.68147	<-
94 Fluorene	1.21781	1.20644	1.23329	1.25211	1.15612	1.13245						
	1.29450	1.22331	1.13589				AVRG		1.20577		4.53818	
95 4-Chlorophenyl-phenylether	+++++	0.51701	0.55077	0.52190	0.48900	0.50755						
	0.59117	0.56160	0.51823				AVRG		0.53215		6.22931	<-
96 4-Nitroaniline	+++++	0.29195	0.29230	0.33927	0.31378	0.32013						
	0.36040	0.34278	0.31829				AVRG		0.32236		7.48340	<-
97 5-Nitro-o-toluidine	+++++	+++++	+++++	+++++	+++++	+++++						
	+++++	+++++	+++++				AVRG		0.000e+000		0.000e+000	<-
98 4,6-Dinitro-2-methylphenol	+++++	+++++	0.14133	0.15724	0.16600	0.17608						
	0.20624	0.19867	0.19646				AVRG		0.17743		13.58764	<-
99 N-Nitrosodiphenylamine	+++++	0.55791	0.58458	0.60082	0.56412	0.56680						
	0.63878	0.60743	0.58913				AVRG		0.58870		4.56499	<-

TestAmerica North Canton

INITIAL CALIBRATION DATA

Start Cal Date : 16-JAN-2009 11:57
End Cal Date : 16-JAN-2009 14:35
Quant Method : ISTD
Origin : Included
Target Version : 4.14
Integrator : HP RTE
Method file : \\cansvr11\dd\chem\MSS\a4hp9.i\90116a.b\8270c-625.m
Last Edit : 17-Jan-2009 11:59 ulmanm

Compound	0.0500000 Level 1	0.2500000 Level 2	0.5000000 Level 3	1.0000 Level 4	2.5000 Level 5	5.0000 Level 6	7.5000 Level 7	10.0000 Level 8	12.5000 Level 9	Curve	Coefficients b	Coefficients m1	Coefficients m2	%RSD or R^2	
100 1,2-Diphenylhydrazine	+++++	1.33337	1.34472	1.41267	1.30156	1.24172									
	1.44716	1.36014	1.08942							AVRG		1.31634		8.45391	<-
101 Diphenylamine	+++++	0.55791	0.58458	0.60082	0.56412	0.56680									
	0.63878	0.60743	0.58913							AVRG		0.58870		4.56499	<-
102 Tetraethyl dithiopyrophosphat	+++++	+++++	+++++	+++++	+++++	+++++									
	+++++	+++++	+++++							AVRG		0.000e+000		0.000e+000	<-
103 Diallate 1	+++++	+++++	+++++	+++++	+++++	+++++									
	+++++	+++++	+++++							AVRG		0.000e+000		0.000e+000	<-
M 189 Diallate, Total	+++++	+++++	+++++	+++++	+++++	+++++									
	+++++	+++++	+++++							AVRG		0.000e+000		0.000e+000	<-
104 Phorate	+++++	+++++	+++++	+++++	+++++	+++++									
	+++++	+++++	+++++							AVRG		0.000e+000		0.000e+000	<-
105 1,3,5-Trinitrobenzene	+++++	+++++	+++++	+++++	+++++	+++++									
	+++++	+++++	+++++							AVRG		0.000e+000		0.000e+000	<-

TestAmerica North Canton

INITIAL CALIBRATION DATA

Start Cal Date : 16-JAN-2009 11:57
End Cal Date : 16-JAN-2009 14:35
Quant Method : ISTD
Origin : Included
Target Version : 4.14
Integrator : HP RTE
Method file : \\cansvr11\dd\chem\MSS\a4hp9.i\90116a.b\8270c-625.m
Last Edit : 17-Jan-2009 11:59 ulmanm

Compound	0.0500000 Level 1	0.2500000 Level 2	0.5000000 Level 3	1.0000 Level 4	2.5000 Level 5	5.0000 Level 6	Curve	Coefficients b	m1	m2	%RSD or R^2	
	7.5000 Level 7	10.0000 Level 8	12.5000 Level 9									
106 4-Bromophenyl-phenylether	+++++	0.16494	0.17224	0.17837	0.17111	0.16813						
	0.18777	0.18068	0.17537				AVRG		0.17483		4.20285	<-
107 Hexachlorobenzene	0.18928	0.16442	0.16293	0.16809	0.15251	0.15525						
	0.17680	0.17092	0.16119				AVRG		0.16682		6.74874	
108 Phenacetin	+++++	+++++	+++++	+++++	+++++	+++++						
	+++++	+++++	+++++				AVRG		0.000e+000		0.000e+000	<-
109 Diallate 2	+++++	+++++	+++++	+++++	+++++	+++++						
	+++++	+++++	+++++				AVRG		0.000e+000		0.000e+000	<-
110 Dimethoate	+++++	+++++	+++++	+++++	+++++	+++++						
	+++++	+++++	+++++				AVRG		0.000e+000		0.000e+000	<-
111 Pentachlorophenol	+++++	0.10646	0.12560	0.12619	0.13109	0.13036						
	0.14799	0.14240	0.13490				AVRG		0.13062		9.54327	<-
112 Pentachloronitrobenzene	+++++	+++++	+++++	+++++	+++++	+++++						
	+++++	+++++	+++++				AVRG		0.000e+000		0.000e+000	<-

TestAmerica North Canton

INITIAL CALIBRATION DATA

Start Cal Date : 16-JAN-2009 11:57
End Cal Date : 16-JAN-2009 14:35
Quant Method : ISTD
Origin : Included
Target Version : 4.14
Integrator : HP RTE
Method file : \\cansvr11\dd\chem\MSS\a4hp9.i\90116a.b\8270c-625.m
Last Edit : 17-Jan-2009 11:59 ulmanm

Compound	0.0500000 Level 1	0.2500000 Level 2	0.5000000 Level 3	1.0000 Level 4	2.5000 Level 5	5.0000 Level 6	Curve	Coefficients b	m1	m2	%RSD or R^2	
	7.5000 Level 7	10.0000 Level 8	12.5000 Level 9									
113 4-Aminobiphenyl	+++++	+++++	+++++	+++++	+++++	+++++						
	+++++	+++++	+++++				AVRG		0.000e+000		0.000e+000	<-
114 Pronamide	+++++	+++++	+++++	+++++	+++++	+++++						
	+++++	+++++	+++++				AVRG		0.000e+000		0.000e+000	<-
115 Phenanthrene	1.08973	1.11696	1.15019	1.18294	1.08534	1.07596						
	1.23647	1.16010	1.01100				AVRG		1.12319		5.96424	
116 Anthracene	1.10879	1.11974	1.16906	1.18643	1.11656	1.09691						
	1.24589	1.19394	1.02549				AVRG		1.14031		5.71910	
117 Dinoseb	+++++	+++++	+++++	+++++	+++++	+++++						
	+++++	+++++	+++++				AVRG		0.000e+000		0.000e+000	<-
118 Disulfoton	+++++	+++++	+++++	+++++	+++++	+++++						
	+++++	+++++	+++++				AVRG		0.000e+000		0.000e+000	<-
119 Carbazole	+++++	1.10482	1.09053	1.13859	1.07624	1.05083						
	1.20194	1.15754	1.05469				AVRG		1.10940		4.77385	<-

TestAmerica North Canton

INITIAL CALIBRATION DATA

Start Cal Date : 16-JAN-2009 11:57
End Cal Date : 16-JAN-2009 14:35
Quant Method : ISTD
Origin : Included
Target Version : 4.14
Integrator : HP RTE
Method file : \\cansvr11\dd\chem\MSS\a4hp9.i\90116a.b\8270c-625.m
Last Edit : 17-Jan-2009 11:59 ulmanm

Compound	0.0500000 Level 1	0.2500000 Level 2	0.5000000 Level 3	1.0000 Level 4	2.5000 Level 5	5.0000 Level 6	Curve	Coefficients b	m1	m2	%RSD or R^2	
	7.5000 Level 7	10.0000 Level 8	12.5000 Level 9									
120 Di-n-Butylphthalate	+++++	1.29218	1.29874	1.36934	1.27020	1.24660						
	1.40056	1.33424	1.08156				AVRG		1.28668		7.55753	<-
121 4-Nitroquinoline 1-oxide	+++++	+++++	+++++	+++++	+++++	+++++						
	+++++	+++++	+++++				AVRG		0.000e+000		0.000e+000	<-
122 Methapyrilene	+++++	+++++	+++++	+++++	+++++	+++++						
	+++++	+++++	+++++				AVRG		0.000e+000		0.000e+000	<-
123 Fluoranthene	1.09454	1.09395	1.16032	1.19794	1.08805	1.07854						
	1.26342	1.20424	1.04893				AVRG		1.13666		6.37352	
124 Benzidine	+++++	+++++	0.58745	0.70136	0.69957	0.70397						
	0.79975	0.76401	0.76829				AVRG		0.71777		9.71653	<-
125 Pyrene	1.49307	1.39027	1.45225	1.48095	1.34128	1.28692						
	1.50465	1.36923	1.29546				AVRG		1.40156		6.02672	
126 Aramite 1	+++++	+++++	+++++	+++++	+++++	+++++						
	+++++	+++++	+++++				AVRG		0.000e+000		0.000e+000	<-

TestAmerica North Canton

INITIAL CALIBRATION DATA

Start Cal Date : 16-JAN-2009 11:57
End Cal Date : 16-JAN-2009 14:35
Quant Method : ISTD
Origin : Included
Target Version : 4.14
Integrator : HP RTE
Method file : \\cansvr11\dd\chem\MSS\a4hp9.i\90116a.b\8270c-625.m
Last Edit : 17-Jan-2009 11:59 ulmanm

Compound	0.0500000 Level 1	0.2500000 Level 2	0.5000000 Level 3	1.0000 Level 4	2.5000 Level 5	5.0000 Level 6	Curve	Coefficients b	Coefficients m1	Coefficients m2	%RSD or R^2	
	7.5000 Level 7	10.0000 Level 8	12.5000 Level 9									
M 191 Aramite, Total	+++++	+++++	+++++	+++++	+++++	+++++						
	+++++	+++++	+++++				AVRG		0.000e+000		0.000e+000	<-
127 Aramite 2	+++++	+++++	+++++	+++++	+++++	+++++						
	+++++	+++++	+++++				AVRG		0.000e+000		0.000e+000	<-
128 p-Dimethylamino azobenzene	+++++	+++++	+++++	+++++	+++++	+++++						
	+++++	+++++	+++++				AVRG		0.000e+000		0.000e+000	<-
129 p-Chlorobenzilate	+++++	+++++	+++++	+++++	+++++	+++++						
	+++++	+++++	+++++				AVRG		0.000e+000		0.000e+000	<-
130 Famphur	+++++	+++++	+++++	+++++	+++++	+++++						
	+++++	+++++	+++++				AVRG		0.000e+000		0.000e+000	<-
131 Butylbenzylphthalate	+++++	0.65274	0.65766	0.68533	0.62825	0.61445						
	0.69565	0.64900	0.60420				AVRG		0.64841		4.95079	<-
132 3,3'-Dimethylbenzidine	+++++	+++++	+++++	+++++	+++++	+++++						
	+++++	+++++	+++++				AVRG		0.000e+000		0.000e+000	<-

TestAmerica North Canton

INITIAL CALIBRATION DATA

Start Cal Date : 16-JAN-2009 11:57
End Cal Date : 16-JAN-2009 14:35
Quant Method : ISTD
Origin : Included
Target Version : 4.14
Integrator : HP RTE
Method file : \\cansvr11\dd\chem\MSS\a4hp9.i\90116a.b\8270c-625.m
Last Edit : 17-Jan-2009 11:59 ulmanm

Compound	0.0500000 Level 1	0.2500000 Level 2	0.5000000 Level 3	1.0000 Level 4	2.5000 Level 5	5.0000 Level 6	Curve	Coefficients b	Coefficients m1	Coefficients m2	%RSD or R^2	
	7.5000 Level 7	10.0000 Level 8	12.5000 Level 9									
133 3,3'-Dimethoxybenzidine	+++++	+++++	0.19124	0.22395	0.22425	0.22381						
	0.24197	0.23602	0.22497				AVRG		0.22374		7.16283	<-
134 2-Acetylaminofluorene	+++++	+++++	+++++	+++++	+++++	+++++						
	+++++	+++++	+++++				AVRG		0.000e+000		0.000e+000	<-
135 3,3'-Dichlorobenzidine	+++++	0.34676	0.40812	0.44124	0.40833	0.40205						
	0.45869	0.42510	0.40086				AVRG		0.41139		8.06754	<-
136 Benzo(a)Anthracene	1.42318	1.23092	1.23383	1.27407	1.20532	1.18695						
	1.38424	1.29114	1.28053				AVRG		1.27891		6.19954	
137 Chrysene	1.20935	1.27363	1.25035	1.26923	1.13808	1.15348						
	1.35752	1.22880	1.18656				AVRG		1.22967		5.51086	
138 4,4'-Methylene bis(o-chloroan	+++++	0.17649	0.19976	0.23292	0.21456	0.20538						
	0.22926	0.22047	0.20213				AVRG		0.21012		8.69802	<-
139 bis(2-ethylhexyl)Phthalate	+++++	0.96328	0.97833	1.05726	0.88179	0.85166						
	0.95069	0.89272	0.83507				AVRG		0.92635		8.03915	<-

TestAmerica North Canton

INITIAL CALIBRATION DATA

Start Cal Date : 16-JAN-2009 11:57
End Cal Date : 16-JAN-2009 14:35
Quant Method : ISTD
Origin : Included
Target Version : 4.14
Integrator : HP RTE
Method file : \\cansvr11\dd\chem\MSS\a4hp9.i\90116a.b\8270c-625.m
Last Edit : 17-Jan-2009 11:59 ulmanm

Compound	0.0500000 Level 1	0.2500000 Level 2	0.5000000 Level 3	1.0000 Level 4	2.5000 Level 5	5.0000 Level 6	Curve	Coefficients b	Coefficients m1	Coefficients m2	%RSD or R^2	
	7.5000 Level 7	10.0000 Level 8	12.5000 Level 9									
140 Di-n-octylphthalate	+++++	1.42473	1.57502	1.68081	1.67913	1.66270						
	1.89055	1.77886	1.65806				AVRG		1.66873		8.16817	<-
141 Benzo(b)fluoranthene	1.13555	1.05344	1.17475	1.18489	1.21275	1.14065						
	1.39822	1.33570	1.26693				AVRG		1.21143		8.81333	
142 Benzo(k)fluoranthene	1.17057	1.22996	1.23600	1.29519	1.18808	1.27269						
	1.45305	1.36933	1.31745				AVRG		1.28137		7.00520	
143 7,12-dimethylbenz[a]anthracen	+++++	+++++	+++++	+++++	+++++	+++++						
	+++++	+++++	+++++				AVRG		0.000e+000		0.000e+000	<-
144 Hexachlorophene	+++++	+++++	+++++	+++++	+++++	+++++						
	+++++	+++++	+++++				AVRG		0.000e+000		0.000e+000	<-
145 Hexachlorophene product	+++++	+++++	+++++	+++++	+++++	+++++						
	+++++	+++++	+++++				AVRG		0.000e+000		0.000e+000	<-
146 Benzo(a)pyrene	0.90302	1.00267	1.06418	1.11100	1.08064	1.08179						
	1.29845	1.22027	1.16963				AVRG		1.10352		10.57609	

TestAmerica North Canton

INITIAL CALIBRATION DATA

Start Cal Date : 16-JAN-2009 11:57
End Cal Date : 16-JAN-2009 14:35
Quant Method : ISTD
Origin : Included
Target Version : 4.14
Integrator : HP RTE
Method file : \\cansvr11\dd\chem\MSS\a4hp9.i\90116a.b\8270c-625.m
Last Edit : 17-Jan-2009 11:59 ulmanm

Compound	0.0500000 Level 1	0.2500000 Level 2	0.5000000 Level 3	1.0000 Level 4	2.5000 Level 5	5.0000 Level 6	Curve	Coefficients b	m1	m2	%RSD or R^2	
	7.5000 Level 7	10.0000 Level 8	12.5000 Level 9									
148 3-Methylcholanthrene	+++++	+++++	+++++	+++++	+++++	+++++						
	+++++	+++++	+++++				AVRG		0.000e+000		0.000e+000	<-
149 Indeno(1,2,3-cd)pyrene	0.94803	0.94007	1.08318	1.16381	1.10935	1.14168						
	1.36030	1.27513	1.23988				AVRG		1.14016		12.33893	
150 Dibenz(a,h)anthracene	0.75453	0.77013	0.88731	0.93489	0.95459	0.94574						
	1.13903	1.06776	+++++				AVRG		0.93175		14.15115	
151 Benzo(g,h,i)perylene	0.73737	0.82793	0.90759	0.92734	0.92329	0.92967						
	1.10934	1.04217	1.02500				AVRG		0.93663		12.02314	
230 2-Chloroacetophenone	+++++	+++++	+++++	+++++	+++++	+++++						
	+++++	+++++	+++++				AVRG		0.000e+000		0.000e+000	<-
199 3-Picoline	+++++	+++++	+++++	+++++	+++++	+++++						
	+++++	+++++	+++++				AVRG		0.000e+000		0.000e+000	<-
200 N,N-Dimethylacetamide	+++++	+++++	+++++	+++++	+++++	+++++						
	+++++	+++++	+++++				AVRG		0.000e+000		0.000e+000	<-

TestAmerica North Canton

INITIAL CALIBRATION DATA

Start Cal Date : 16-JAN-2009 11:57
End Cal Date : 16-JAN-2009 14:35
Quant Method : ISTD
Origin : Included
Target Version : 4.14
Integrator : HP RTE
Method file : \\cansvr11\dd\chem\MSS\a4hp9.i\90116a.b\8270c-625.m
Last Edit : 17-Jan-2009 11:59 ulmanm

Compound	0.0500000 Level 1	0.2500000 Level 2	0.5000000 Level 3	1.0000 Level 4	2.5000 Level 5	5.0000 Level 6	Curve	Coefficients b	m1	m2	%RSD or R^2	
	7.5000 Level 7	10.0000 Level 8	12.5000 Level 9									
201 Quinoline	+++++	+++++	+++++	+++++	+++++	+++++						
	+++++	+++++	+++++				AVRG		0.000e+000		0.000e+000	<-
202 Diphenyl	+++++	+++++	+++++	+++++	+++++	+++++						
	+++++	+++++	+++++				AVRG		0.000e+000		0.000e+000	<-
203 Diphenyl ether	+++++	+++++	+++++	+++++	+++++	+++++						
	+++++	+++++	+++++				AVRG		0.000e+000		0.000e+000	<-
204 6-Methylchrysene	+++++	+++++	+++++	+++++	+++++	+++++						
	+++++	+++++	+++++				AVRG		0.000e+000		0.000e+000	<-
205 Benzenethiol	+++++	+++++	+++++	+++++	+++++	+++++						
	+++++	+++++	+++++				AVRG		0.000e+000		0.000e+000	<-
207 Indene	+++++	+++++	+++++	+++++	+++++	+++++						
	+++++	+++++	+++++				AVRG		0.000e+000		0.000e+000	<-
208 Dibenz(a,j)acridine	+++++	+++++	+++++	+++++	+++++	+++++						
	+++++	+++++	+++++				AVRG		0.000e+000		0.000e+000	<-

TestAmerica North Canton

INITIAL CALIBRATION DATA

Start Cal Date : 16-JAN-2009 11:57
End Cal Date : 16-JAN-2009 14:35
Quant Method : ISTD
Origin : Included
Target Version : 4.14
Integrator : HP RTE
Method file : \\cansvr11\dd\chem\MSS\a4hp9.i\90116a.b\8270c-625.m
Last Edit : 17-Jan-2009 11:59 ulmanm

Compound	0.0500000 Level 1	0.2500000 Level 2	0.5000000 Level 3	1.0000 Level 4	2.5000 Level 5	5.0000 Level 6	Curve	Coefficients b	Coefficients m1	Coefficients m2	%RSD or R^2	
	7.5000 Level 7	10.0000 Level 8	12.5000 Level 9									
214 Dibenz(a,h)acridine	+++++	+++++	+++++	+++++	+++++	+++++						
	+++++	+++++	+++++				AVRG		0.000e+000		0.000e+000	<-
209 Benzaldehyde	+++++	1.44047	1.40054	1.51815	1.29625	1.13939						
	1.14537	1.03519	+++++				AVRG		1.28219		14.06211	<-
210 Caprolactam	+++++	0.09014	0.12078	0.12275	0.12024	0.11898						
	0.14618	0.13772	0.13457				AVRG		0.12392		13.60430	<-
211 1,1'-Biphenyl	+++++	1.32076	1.32585	1.34079	1.25607	1.21896						
	1.32567	1.24415	1.12202				AVRG		1.26928		5.89339	<-
212 Atrazine	+++++	0.16791	0.18658	0.19499	0.18656	0.18170						
	0.20743	0.19575	0.18537				AVRG		0.18828		6.15427	<-
220 Diphenyl Thiourea	+++++	+++++	+++++	+++++	+++++	+++++						
	+++++	+++++	+++++				AVRG		0.000e+000		0.000e+000	<-
216 1,3-Diethyl-2-Thiourea	+++++	+++++	+++++	+++++	+++++	+++++						
	+++++	+++++	+++++				AVRG		0.000e+000		0.000e+000	<-

TestAmerica North Canton

INITIAL CALIBRATION DATA

Start Cal Date : 16-JAN-2009 11:57
End Cal Date : 16-JAN-2009 14:35
Quant Method : ISTD
Origin : Included
Target Version : 4.14
Integrator : HP RTE
Method file : \\cansvr11\dd\chem\MSS\a4hp9.i\90116a.b\8270c-625.m
Last Edit : 17-Jan-2009 11:59 ulmanm

Compound	0.0500000 Level 1	0.2500000 Level 2	0.5000000 Level 3	1.0000 Level 4	2.5000 Level 5	5.0000 Level 6	Curve	Coefficients b	m1	m2	%RSD or R^2	
	7.5000 Level 7	10.0000 Level 8	12.5000 Level 9									
218 1,1,3,3-Tetramethyl-2-Thioure	+++++	+++++	+++++	+++++	+++++	+++++						
	+++++	+++++	+++++				AVRG		0.000e+000		0.000e+000	<-
217 1,3-Dibutyl-2-Thiourea	+++++	+++++	+++++	+++++	+++++	+++++						
	+++++	+++++	+++++				AVRG		0.000e+000		0.000e+000	<-
221 Hexabromobenzene	+++++	+++++	+++++	+++++	+++++	+++++						
	+++++	+++++	+++++				AVRG		0.000e+000		0.000e+000	<-
219 o-Benzyl Phenol	+++++	+++++	+++++	+++++	+++++	+++++						
	+++++	+++++	+++++				AVRG		0.000e+000		0.000e+000	<-
223 bis(2-chloroethoxy)ethane	+++++	+++++	+++++	+++++	+++++	+++++						
	+++++	+++++	+++++				AVRG		0.000e+000		0.000e+000	<-
224 Benzothiazole	+++++	+++++	+++++	+++++	+++++	+++++						
	+++++	+++++	+++++				AVRG		0.000e+000		0.000e+000	<-
225 1,3-Dimethyl-2-Thiourea	+++++	+++++	+++++	+++++	+++++	+++++						
	+++++	+++++	+++++				AVRG		0.000e+000		0.000e+000	<-

TestAmerica North Canton

INITIAL CALIBRATION DATA

Start Cal Date : 16-JAN-2009 11:57
End Cal Date : 16-JAN-2009 14:35
Quant Method : ISTD
Origin : Included
Target Version : 4.14
Integrator : HP RTE
Method file : \\cansvr11\dd\chem\MSS\a4hp9.i\90116a.b\8270c-625.m
Last Edit : 17-Jan-2009 11:59 ulmanm

Compound	0.0500000 Level 1	0.2500000 Level 2	0.5000000 Level 3	1.0000 Level 4	2.5000 Level 5	5.0000 Level 6	Curve	Coefficients b	Coefficients m1	Coefficients m2	%RSD or R^2	
	7.5000 Level 7	10.0000 Level 8	12.5000 Level 9									
226 Methyl parathion	+++++	+++++	+++++	+++++	+++++	+++++						
	+++++	+++++	+++++				AVRG		0.000e+000		0.000e+000	<-
227 Parathion	+++++	+++++	+++++	+++++	+++++	+++++						
	+++++	+++++	+++++				AVRG		0.000e+000		0.000e+000	<-
228 Isodrin	+++++	+++++	+++++	+++++	+++++	+++++						
	+++++	+++++	+++++				AVRG		0.000e+000		0.000e+000	<-
231 Phenyl sulfone	+++++	+++++	+++++	+++++	+++++	+++++						
	+++++	+++++	+++++				AVRG		0.000e+000		0.000e+000	<-
232 3,4-Dichloronitrobenzene	+++++	+++++	+++++	+++++	+++++	+++++						
	+++++	+++++	+++++				AVRG		0.000e+000		0.000e+000	<-
$ 154 Nitrobenzene-d5	0.58406	0.47377	0.49845	0.50997	0.47488	0.47506						
	0.57262	0.53229	0.52188				AVRG		0.51589		8.00205	
$ 155 2-Fluorobiphenyl	1.28335	1.15556	1.16159	1.19417	1.12051	1.11722						
	1.30705	1.24702	1.17685				AVRG		1.19592		5.73711	

TestAmerica North Canton

INITIAL CALIBRATION DATA

Start Cal Date : 16-JAN-2009 11:57
End Cal Date : 16-JAN-2009 14:35
Quant Method : ISTD
Origin : Included
Target Version : 4.14
Integrator : HP RTE
Method file : \\cansvr11\dd\chem\MSS\a4hp9.i\90116a.b\8270c-625.m
Last Edit : 17-Jan-2009 11:59 ulmanm

Compound	0.0500000 Level 1	0.2500000 Level 2	0.5000000 Level 3	1.0000 Level 4	2.5000 Level 5	5.0000 Level 6	Curve	Coefficients b	m1	m2	%RSD or R^2	
	7.5000 Level 7	10.0000 Level 8	12.5000 Level 9									
$ 156 Terphenyl-d14	0.72440	0.73224	0.75068	0.75381	0.71403	0.68780						
	0.78731	0.73449	0.70033				AVRG		0.73168		4.10764	
$ 157 Phenol-d5	+++++	2.21228	2.26728	2.39852	2.20854	2.17309						
	2.55110	2.42885	2.32758				AVRG		2.32091		5.63810	<-
$ 158 2-Fluorophenol	+++++	1.48205	1.54780	1.64228	1.55722	1.52128						
	1.75890	1.68803	1.59944				AVRG		1.59963		5.76114	<-
$ 159 2,4,6-Tribromophenol	+++++	0.08516	0.10557	0.10988	0.10774	0.10442						
	0.12361	0.11944	0.11385				AVRG		0.10871		10.71104	<-
$ 186 2-Chlorophenol-d4	+++++	1.21690	1.27787	1.36265	1.27008	1.25526						
	1.46304	1.38573	1.31350				AVRG		1.31813		6.13005	<-
$ 187 1,2-Dichlorobenzene-d4	0.92579	0.78683	0.82402	0.81886	0.75725	0.75184						
	0.88761	0.82924	0.79351				AVRG		0.81944		6.99005	

TestAmerica North Canton

INITIAL CALIBRATION DATA

Start Cal Date : 16-JAN-2009 11:57
End Cal Date : 16-JAN-2009 14:35
Quant Method : ISTD
Origin : Included
Target Version : 4.14
Integrator : HP RTE
Method file : \\cansvr11\dd\chem\MSS\a4hp9.i\90116a.b\8270c-625.m
Last Edit : 17-Jan-2009 11:59 ulmanm

Curve	Formula	Units
Averaged	Amt = Rsp/m1	Response
Quad	Amt = b + m1*Rsp + m2*Rsp^2	Response

TestAmerica North Canton

CONTINUING CALIBRATION COMPOUNDS

Instrument ID: a4hp9.i Injection Date: 16-JAN-2009 14:55
Lab File ID: 9TCLICV.D Init. Cal. Date(s): 16-JAN-2009 16-JAN-2009
Analysis Type: Init. Cal. Times: 11:57 14:35
Lab Sample ID: L6 Quant Type: ISTD
Method: \\cansvr11\dd\chem\MSS\a4hp9.i\90116a.b\8270c-625.m

COMPOUND	RRF / AMOUNT	RF5	CCAL RRF5	MIN RRF	%D / %DRIFT	MAX %D / %DRIFT	CURVE TYPE
9 Pyridine	2.27184	2.22318	2.22318	0.010	2.14179	50.00000	Averaged
10 N-Nitrosodimethylamine	1.30313	1.26026	1.26026	0.010	3.28991	50.00000	Averaged
11 Ethyl methacrylate	2.01658	1.97637	1.97637	0.010	1.99393	50.00000	Averaged
12 3-Chloropropionitrile	1.03864	0.99172	0.99172	0.010	4.51751	50.00000	Averaged
13 Malononitrile	2.47604	2.34780	2.34780	0.010	5.17905	50.00000	Averaged
209 Benzaldehyde	1.28219	1.22755	1.22755	0.010	4.26164	50.00000	Averaged
21 Aniline	2.91168	2.84951	2.84951	0.010	2.13505	50.00000	Averaged
22 Phenol	2.58928	2.50217	2.50217	0.010	3.36448	20.00000	Averaged
23 bis(2-Chloroethyl)ether	1.85847	1.80559	1.80559	0.010	2.84486	50.00000	Averaged
24 2-Chlorophenol	1.49646	1.46029	1.46029	0.010	2.41691	50.00000	Averaged
26 1,3-Dichlorobenzene	1.34589	1.32195	1.32195	0.010	1.77841	50.00000	Averaged
27 1,4-Dichlorobenzene	1.23036	1.17972	1.17972	0.010	4.11543	20.00000	Averaged
28 1,2-Dichlorobenzene	1.28758	1.24730	1.24730	0.010	3.12812	50.00000	Averaged
29 Benzyl Alcohol	1.15052	1.10417	1.10417	0.010	4.02901	50.00000	Averaged
30 2-Methylphenol	1.65281	1.61758	1.61758	0.010	2.13150	50.00000	Averaged
31 bis(2-Chloroisopropyl)ether	2.32053	2.28585	2.28585	0.010	1.49451	50.00000	Averaged
37 Acetophenone	2.26398	2.26383	2.26383	0.010	0.00662	50.00000	Averaged
32 N-Nitroso-di-n-propylamine	1.53656	1.54433	1.54433	0.050	-0.50578	50.00000	Averaged
192 4-Methylphenol	1.74454	1.72385	1.72385	0.010	1.18603	50.00000	Averaged
34 Hexachloroethane	0.56048	0.54461	0.54461	0.010	2.83238	50.00000	Averaged
35 Nitrobenzene	0.51517	0.48778	0.48778	0.010	5.31689	50.00000	Averaged
41 Isophorone	0.98247	0.94604	0.94604	0.010	3.70756	50.00000	Averaged
42 2-Nitrophenol	0.19127	0.18686	0.18686	0.010	2.30666	20.00000	Averaged
43 2,4-Dimethylphenol	0.41922	0.41168	0.41168	0.010	1.79870	50.00000	Averaged
44 bis(2-Chloroethoxy)methane	0.49527	0.47870	0.47870	0.010	3.34544	50.00000	Averaged
46 2,4-Toluenediamene	5.00000	4.63746	0.08833	0.010	7.25084	0.000e+000	Quadratic
47 1,3,5-Trichlorobenzene	0.28219	0.27547	0.27547	0.010	2.38232	50.00000	Averaged
48 2,4-Dichlorophenol	0.27302	0.26632	0.26632	0.010	2.45664	20.00000	Averaged
49 Benzoic Acid	10.00000	9.47091	0.25728	0.010	5.29090	0.000e+000	Quadratic
50 1,2,4-Trichlorobenzene	0.26145	0.25023	0.25023	0.010	4.29257	50.00000	Averaged
51 Naphthalene	0.98669	0.93791	0.93791	0.010	4.94393	50.00000	Averaged
52 4-Chloroaniline	0.40623	0.39767	0.39767	0.010	2.10739	50.00000	Averaged
56 Hexachlorobutadiene	0.12911	0.12419	0.12419	0.010	3.80611	20.00000	Averaged
210 Caprolactam	0.12392	0.12270	0.12270	0.010	0.98355	50.00000	Averaged
57 1,2,3-Trichlorobenzene	0.24885	0.23805	0.23805	0.010	4.33721	50.00000	Averaged
59 4-Chloro-3-Methylphenol	0.36624	0.36478	0.36478	0.010	0.39951	20.00000	Averaged
62 2-Methylnaphthalene	0.51192	0.49381	0.49381	0.010	3.53759	50.00000	Averaged
63 1-Methylnaphthalene	0.58853	0.56312	0.56312	0.010	4.31828	50.00000	Averaged
64 Hexachlorocyclopentadiene	0.28565	0.28467	0.28467	0.050	0.34260	50.00000	Averaged
66 2,4,6-Trichlorophenol	0.35172	0.34396	0.34396	0.010	2.20658	20.00000	Averaged
67 2,4,5-Trichlorophenol	0.38655	0.37460	0.37460	0.010	3.09133	50.00000	Averaged
211 1,1'-Biphenyl	1.26928	1.23935	1.23935	0.010	2.35858	50.00000	Averaged

TestAmerica North Canton

CONTINUING CALIBRATION COMPOUNDS

Instrument ID: a4hp9.i
Lab File ID: 9TCLICV.D
Analysis Type:
Lab Sample ID: L6
Method: \\cansvr11\dd\chem\MSS\a4hp9.i\90116a.b\8270c-625.m

Injection Date: 16-JAN-2009 14:55
Init. Cal. Date(s): 16-JAN-2009 16-JAN-2009
Init. Cal. Times: 11:57 14:35
Quant Type: ISTD

COMPOUND	RRF / AMOUNT	RF5	CCAL RRF5	MIN RRF	%D / %DRIFT	MAX %D / %DRIFT	CURVE TYPE
68 1,2,3,5-Tetrachlorobenzene	0.43069	0.42444	0.42444	0.010	1.45064	50.00000	Averaged
70 2-Chloronaphthalene	1.03097	0.99796	0.99796	0.010	3.20178	50.00000	Averaged
73 2-Nitroaniline	0.48829	0.47952	0.47952	0.010	1.79644	50.00000	Averaged
74 1,2,3,4-Tetrachlorobenzene	0.39633	0.38770	0.38770	0.010	2.17735	50.00000	Averaged
76 Dimethylphthalate	1.17349	1.13295	1.13295	0.010	3.45423	50.00000	Averaged
78 2,6-Dinitrotoluene	0.27981	0.27522	0.27522	0.010	1.64066	50.00000	Averaged
79 Acenaphthylene	1.68423	1.64593	1.64593	0.010	2.27403	50.00000	Averaged
80 1,2-Dinitrobenzene	0.14222	0.13998	0.13998	0.010	1.57385	50.00000	Averaged
81 3-Nitroaniline	0.31539	0.31204	0.31204	0.010	1.06043	50.00000	Averaged
82 Acenaphthene	1.03129	1.00527	1.00527	0.010	2.52355	20.00000	Averaged
83 2,4-Dinitrophenol	0.20108	0.20376	0.20376	0.050	-1.33219	50.00000	Averaged
85 4-Nitrophenol	0.20403	0.18207	0.18207	0.050	10.76202	50.00000	Averaged
86 Dibenzofuran	1.50713	1.47007	1.47007	0.010	2.45913	50.00000	Averaged
87 2,4-Dinitrotoluene	0.35342	0.35190	0.35190	0.010	0.42989	50.00000	Averaged
91 2,3,5,6-Tetrachlorophenol	0.26940	0.26602	0.26602	0.010	1.25542	50.00000	Averaged
93 Diethylphthalate	1.13248	1.09375	1.09375	0.010	3.41936	50.00000	Averaged
94 Fluorene	1.20577	1.19479	1.19479	0.010	0.91025	50.00000	Averaged
95 4-Chlorophenyl-phenylether	0.53215	0.51448	0.51448	0.010	3.32204	50.00000	Averaged
96 4-Nitroaniline	0.32236	0.32486	0.32486	0.010	-0.77345	50.00000	Averaged
98 4,6-Dinitro-2-methylphenol	0.17743	0.17097	0.17097	0.010	3.64402	50.00000	Averaged
99 N-Nitrosodiphenylamine	0.58870	0.57613	0.57613	0.010	2.13417	20.00000	Averaged
100 1,2-Diphenylhydrazine	1.31634	1.28778	1.28778	0.010	2.16971	50.00000	Averaged
106 4-Bromophenyl-phenylether	0.17483	0.16829	0.16829	0.010	3.73721	50.00000	Averaged
107 Hexachlorobenzene	0.16682	0.15463	0.15463	0.010	7.30506	50.00000	Averaged
212 Atrazine	0.18828	0.18435	0.18435	0.010	2.08884	50.00000	Averaged
111 Pentachlorophenol	0.13062	0.12750	0.12750	0.010	2.39000	20.00000	Averaged
115 Phenanthrene	1.12319	1.11395	1.11395	0.010	0.82260	50.00000	Averaged
116 Anthracene	1.14031	1.13506	1.13506	0.010	0.46068	50.00000	Averaged
119 Carbazole	1.10940	1.07395	1.07395	0.010	3.19514	50.00000	Averaged
120 Di-n-Butylphthalate	1.28668	1.26785	1.26785	0.010	1.46326	50.00000	Averaged
123 Fluoranthene	1.13666	1.12684	1.12684	0.010	0.86396	20.00000	Averaged
124 Benzidine	0.71777	0.69213	0.69213	0.010	3.57173	50.00000	Averaged
125 Pyrene	1.40156	1.33128	1.33128	0.010	5.01440	50.00000	Averaged
131 Butylbenzylphthalate	0.64841	0.60880	0.60880	0.010	6.10816	50.00000	Averaged
133 3,3'-Dimethoxybenzidine	0.22374	0.21639	0.21639	0.010	3.28852	50.00000	Averaged
135 3,3'-Dichlorobenzidine	0.41139	0.40506	0.40506	0.010	1.54067	50.00000	Averaged
136 Benzo(a)Anthracene	1.27891	1.21444	1.21444	0.010	5.04100	50.00000	Averaged
137 Chrysene	1.22967	1.15661	1.15661	0.010	5.94153	50.00000	Averaged
138 4,4'-Methylene bis(o-chloro	0.21012	0.20833	0.20833	0.010	0.85127	50.00000	Averaged
139 bis(2-ethylhexyl)Phthalate	0.92635	0.87593	0.87593	0.010	5.44307	50.00000	Averaged
140 Di-n-octylphthalate	1.66873	1.65493	1.65493	0.010	0.82748	20.00000	Averaged
141 Benzo(b)fluoranthene	1.21143	1.16806	1.16806	0.010	3.57966	50.00000	Averaged

TestAmerica North Canton

CONTINUING CALIBRATION COMPOUNDS

Instrument ID: a4hp9.i Injection Date: 16-JAN-2009 14:55
Lab File ID: 9TCLICV.D Init. Cal. Date(s): 16-JAN-2009 16-JAN-2009
Analysis Type: Init. Cal. Times: 11:57 14:35
Lab Sample ID: L6 Quant Type: ISTD
Method: \\cansvr11\dd\chem\MSS\a4hp9.i\90116a.b\8270c-625.m

COMPOUND	RRF / AMOUNT	RF5	CCAL RRF5	MIN RRF	%D / %DRIFT	MAX %D / %DRIFT	CURVE TYPE
142 Benzo(k)fluoranthene	1.28137	1.31227	1.31227	0.010	-2.41193	50.00000	Averaged
146 Benzo(a)pyrene	1.10352	1.13252	1.13252	0.010	-2.62833	20.00000	Averaged
149 Indeno(1,2,3-cd)pyrene	1.14016	1.14013	1.14013	0.010	0.00215	50.00000	Averaged
150 Dibenz(a,h)anthracene	0.93175	0.95442	0.95442	0.010	-2.43373	50.00000	Averaged
151 Benzo(g,h,i)perylene	0.93663	0.95233	0.95233	0.010	-1.67546	50.00000	Averaged
198 1,4-Dioxane	0.80814	0.80561	0.80561	0.010	0.31330	50.00000	Averaged
$ 154 Nitrobenzene-d5	0.51589	0.48588	0.48588	0.010	5.81706	50.00000	Averaged
$ 155 2-Fluorobiphenyl	1.19592	1.15235	1.15235	0.010	3.64375	50.00000	Averaged
$ 156 Terphenyl-d14	0.73168	0.69466	0.69466	0.010	5.05987	50.00000	Averaged
$ 157 Phenol-d5	2.32091	2.27859	2.27859	0.010	1.82307	50.00000	Averaged
$ 158 2-Fluorophenol	1.59963	1.57590	1.57590	0.010	1.48339	50.00000	Averaged
$ 159 2,4,6-Tribromophenol	0.10871	0.10763	0.10763	0.010	0.99376	50.00000	Averaged
$ 186 2-Chlorophenol-d4	1.31813	1.28622	1.28622	0.010	2.42052	50.00000	Averaged
$ 187 1,2-Dichlorobenzene-d4	0.81944	0.78268	0.78268	0.010	4.48629	50.00000	Averaged
M 195 Cresols, total	3.39736	3.34144	3.34144	0.010	1.64600	50.00000	Averaged
101 Diphenylamine	0.58870	0.57613	0.57613	0.010	2.13417	50.00000	Averaged

5B

SEMIVOLATILE ORGANIC INSTRUMENT PERFORMANCE CHECK
DECAFLUOROTRIPHENYLPHOSPHINE (DFTPP)

Lab Name: NORTH CANTON Contract:

Lab Code: TACAN Case No.: SAS No.: SDG No.: 9A15128

Lab File ID: 9DF0120 DFTPP Injection Date: 01/20/09

Instrument ID: A4HP9 DFTPP Injection Time: 0847

m/e	ION ABUNDANCE CRITERIA	% RELATIVE ABUNDANCE
51	30.0 - 80.0% of mass 198	43.4
68	Less than 2.0% of mass 69	0.0 (0.0)1
69	Mass 69 relative abundance	57.5
70	Less than 2.0% of mass 69	0.3 (0.5)1
127	25.0 - 75.0% of mass 198	48.3
197	Less than 1.0% of mass 198	0.0
198	Base Peak, 100% relative abundance	100.0
199	5.0 to 9.0% of mass 198	6.7
275	10.0 - 30.0% of mass 198	19.3
365	Greater than 0.75% of mass 198	2.23
441	Present, but less than mass 443	2.2
442	40.0 - 110.0% of mass 198	68.6
443	15.0 - 24.0% of mass 442	13.1 (19.1)2

1-Value is % mass 69 2-Value is % mass 442

THIS CHECK APPLIES TO THE FOLLOWING SAMPLES, MS, MSD, BLANKS, AND STANDARDS:

	EPA SAMPLE NO.	LAB SAMPLE ID	LAB FILE ID	DATE ANALYZED	TIME ANALYZED
01	SSTD006	L6	9SMH0120	01/20/09	0906
02	K5V9PBLK	K5V9P1AA	K5V9P1AA	01/20/09	0927
03	K5V9PCHK	K5V9P1AC	K5V9P1AC	01/20/09	0947
04	K5V9PCKDUP	K5V9P1AD	K5V9P1AD	01/20/09	1007
05	MW31 DEEP-01	K5T011CL	K5T011CL	01/20/09	1227
06	MW30 DEEP-01	K5T1E1A0	K5T1E1A0	01/20/09	1247
07					
08					
09					
10					
11					
12					
13					
14					
15					
16					
17					
18					
19					
20					
21					
22					

TestAmerica North Canton

9/1-21

CONTINUING CALIBRATION COMPOUNDS

Instrument ID: a4hp9.i
Lab File ID: 9SMH0120.D
Analysis Type:
Lab Sample ID: L6
Method: \\cansvr11\dd\chem\MSS\a4hp9.i\90120a.b\8270c-625.m

Injection Date: 20-JAN-2009 09:06
Init. Cal. Date(s): 16-JAN-2009 19-JAN-2009
Init. Cal. Times: 11:57 12:16
Quant Type: ISTD

COMPOUND	RRF / AMOUNT	RF5	CCAL RRF5	MIN RRF	%D / %DRIFT	MAX %D / %DRIFT	CURVE TYPE
9 Pyridine	2.27184	2.13667	2.13667	0.010	5.94982	50.00000	Averaged
10 N-Nitrosodimethylamine	1.30313	1.17094	1.17094	0.010	10.14414	50.00000	Averaged
11 Ethyl methacrylate	2.01658	1.83984	1.83984	0.010	8.76440	50.00000	Averaged
12 3-Chloropropionitrile	1.03864	0.94893	0.94893	0.010	8.63678	50.00000	Averaged
13 Malononitrile	2.47604	2.28186	2.28186	0.010	7.84221	50.00000	Averaged
209 Benzaldehyde	1.28219	1.23913	1.23913	0.010	3.35833	50.00000	Averaged
21 Aniline	2.91168	2.71287	2.71287	0.010	6.82809	50.00000	Averaged
22 Phenol	2.58928	2.35354	2.35354	0.010	9.10455	20.00000	Averaged
23 bis(2-Chloroethyl)ether	1.85847	1.72145	1.72145	0.010	7.37274	50.00000	Averaged
24 2-Chlorophenol	1.49646	1.37124	1.37124	0.010	8.36802	50.00000	Averaged
26 1,3-Dichlorobenzene	1.34589	1.26080	1.26080	0.010	6.32211	50.00000	Averaged
27 1,4-Dichlorobenzene	1.23036	1.10745	1.10745	0.010	9.98962	20.00000	Averaged
28 1,2-Dichlorobenzene	1.28758	1.21528	1.21528	0.010	5.61474	50.00000	Averaged
29 Benzyl Alcohol	1.15052	1.04203	1.04203	0.010	9.42950	50.00000	Averaged
30 2-Methylphenol	1.65281	1.52847	1.52847	0.010	7.52298	50.00000	Averaged
31 bis(2-Chloroisopropyl)ether	2.32053	2.10809	2.10809	0.010	9.15482	50.00000	Averaged
37 Acetophenone	2.26398	2.12221	2.12221	0.010	6.26228	50.00000	Averaged
32 N-Nitroso-di-n-propylamine	1.53656	1.40385	1.40385	0.050	8.63711	50.00000	Averaged
192 4-Methylphenol	1.74454	1.59928	1.59928	0.010	8.32683	50.00000	Averaged
34 Hexachloroethane	0.56048	0.50719	0.50719	0.010	9.50813	50.00000	Averaged
35 Nitrobenzene	0.51517	0.46902	0.46902	0.010	8.95834	50.00000	Averaged
41 Isophorone	0.98247	0.90250	0.90250	0.010	8.13935	50.00000	Averaged
42 2-Nitrophenol	0.19127	0.18034	0.18034	0.010	5.71578	20.00000	Averaged
43 2,4-Dimethylphenol	0.41922	0.39495	0.39495	0.010	5.78981	50.00000	Averaged
44 bis(2-Chloroethoxy)methane	0.49527	0.45352	0.45352	0.010	8.43033	50.00000	Averaged
46 2,4-Toluenediamene	5.00000	5.57604	0.09807	0.010	-11.52077	0.000e+000	Quadratic
47 1,3,5-Trichlorobenzene	0.28219	0.27059	0.27059	0.010	4.11233	50.00000	Averaged
48 2,4-Dichlorophenol	0.27302	0.26456	0.26456	0.010	3.10089	20.00000	Averaged
49 Benzoic Acid	10.00000	8.38204	0.22421	0.010	16.17958	0.000e+000	Quadratic
50 1,2,4-Trichlorobenzene	0.26145	0.24349	0.24349	0.010	6.86867	50.00000	Averaged
51 Naphthalene	0.98669	0.91536	0.91536	0.010	7.22989	50.00000	Averaged
52 4-Chloroaniline	0.40623	0.39136	0.39136	0.010	3.66250	50.00000	Averaged
56 Hexachlorobutadiene	0.12911	0.12167	0.12167	0.010	5.75647	20.00000	Averaged
210 Caprolactam	0.12392	0.12018	0.12018	0.010	3.01945	50.00000	Averaged
57 1,2,3-Trichlorobenzene	0.24885	0.22624	0.22624	0.010	9.08325	50.00000	Averaged
59 4-Chloro-3-Methylphenol	0.36624	0.34838	0.34838	0.010	4.87772	20.00000	Averaged
62 2-Methylnaphthalene	0.51192	0.48916	0.48916	0.010	4.44564	50.00000	Averaged
63 1-Methylnaphthalene	0.58853	0.55806	0.55806	0.010	5.17835	50.00000	Averaged
64 Hexachlorocyclopentadiene	0.28565	0.25546	0.25546	0.050	10.57094	50.00000	Averaged
66 2,4,6-Trichlorophenol	0.35172	0.33088	0.33088	0.010	5.92492	20.00000	Averaged
67 2,4,5-Trichlorophenol	0.38655	0.36122	0.36122	0.010	6.55311	50.00000	Averaged
211 1,1'-Biphenyl	1.26928	1.21135	1.21135	0.010	4.56443	50.00000	Averaged

TestAmerica North Canton

CONTINUING CALIBRATION COMPOUNDS

Instrument ID: a4hp9.i
Lab File ID: 9SMH0120.D
Analysis Type:
Lab Sample ID: L6
Method: \\cansvr11\dd\chem\MSS\a4hp9.i\90120a.b\8270c-625.m

Injection Date: 20-JAN-2009 09:06
Init. Cal. Date(s): 16-JAN-2009 19-JAN-2009
Init. Cal. Times: 11:57 12:16
Quant Type: ISTD

COMPOUND	RRF / AMOUNT	RF5	CCAL RRF5	MIN RRF	%D / %DRIFT	MAX %D / %DRIFT	CURVE TYPE
68 1,2,3,5-Tetrachlorobenzene	0.43069	0.40376	0.40376	0.010	6.25348	50.00000	Averaged
70 2-Chloronaphthalene	1.03097	0.95354	0.95354	0.010	7.50955	50.00000	Averaged
73 2-Nitroaniline	0.48829	0.45531	0.45531	0.010	6.75418	50.00000	Averaged
74 1,2,3,4-Tetrachlorobenzene	0.39633	0.38285	0.38285	0.010	3.40246	50.00000	Averaged
76 Dimethylphthalate	1.17349	1.08817	1.08817	0.010	7.27030	50.00000	Averaged
78 2,6-Dinitrotoluene	0.27981	0.26465	0.26465	0.010	5.41893	50.00000	Averaged
79 Acenaphthylene	1.68423	1.59195	1.59195	0.010	5.47952	50.00000	Averaged
80 1,2-Dinitrobenzene	0.14222	0.13134	0.13134	0.010	7.64958	50.00000	Averaged
81 3-Nitroaniline	0.31539	0.29890	0.29890	0.010	5.22798	50.00000	Averaged
82 Acenaphthene	1.03129	0.96128	0.96128	0.010	6.78887	20.00000	Averaged
83 2,4-Dinitrophenol	0.20108	0.19261	0.19261	0.050	4.21099	50.00000	Averaged
85 4-Nitrophenol	0.20403	0.19500	0.19500	0.050	4.42373	50.00000	Averaged
86 Dibenzofuran	1.50713	1.40771	1.40771	0.010	6.59626	50.00000	Averaged
87 2,4-Dinitrotoluene	0.35342	0.33361	0.33361	0.010	5.60406	50.00000	Averaged
91 2,3,5,6-Tetrachlorophenol	0.26940	0.25767	0.25767	0.010	4.35467	50.00000	Averaged
93 Diethylphthalate	1.13248	1.03262	1.03262	0.010	8.81772	50.00000	Averaged
94 Fluorene	1.20577	1.13273	1.13273	0.010	6.05786	50.00000	Averaged
95 4-Chlorophenyl-phenylether	0.53215	0.48678	0.48678	0.010	8.52662	50.00000	Averaged
96 4-Nitroaniline	0.32236	0.31630	0.31630	0.010	1.88214	50.00000	Averaged
98 4,6-Dinitro-2-methylphenol	0.17743	0.16375	0.16375	0.010	7.71035	50.00000	Averaged
99 N-Nitrosodiphenylamine	0.58870	0.56586	0.56586	0.010	3.87890	20.00000	Averaged
100 1,2-Diphenylhydrazine	1.31634	1.23121	1.23121	0.010	6.46710	50.00000	Averaged
106 4-Bromophenyl-phenylether	0.17483	0.16484	0.16484	0.010	5.71157	50.00000	Averaged
107 Hexachlorobenzene	0.16682	0.15403	0.15403	0.010	7.66790	50.00000	Averaged
212 Atrazine	0.18828	0.18222	0.18222	0.010	3.22329	50.00000	Averaged
111 Pentachlorophenol	0.13062	0.11876	0.11876	0.010	9.08484	20.00000	Averaged
115 Phenanthrene	1.12319	1.06181	1.06181	0.010	5.46498	50.00000	Averaged
116 Anthracene	1.14031	1.09845	1.09845	0.010	3.67112	50.00000	Averaged
119 Carbazole	1.10940	1.06783	1.06783	0.010	3.74708	50.00000	Averaged
120 Di-n-Butylphthalate	1.28668	1.21758	1.21758	0.010	5.36990	50.00000	Averaged
123 Fluoranthene	1.13666	1.09154	1.09154	0.010	3.96949	20.00000	Averaged
124 Benzidine	0.71777	0.72860	0.72860	0.010	-1.50844	50.00000	Averaged
125 Pyrene	1.40156	1.37749	1.37749	0.010	1.71767	50.00000	Averaged
131 Butylbenzylphthalate	0.64841	0.61662	0.61662	0.010	4.90227	50.00000	Averaged
133 3,3'-Dimethoxybenzidine	0.22374	0.22553	0.22553	0.010	-0.79703	50.00000	Averaged
135 3,3'-Dichlorobenzidine	0.41139	0.40697	0.40697	0.010	1.07415	50.00000	Averaged
136 Benzo(a)Anthracene	1.27891	1.23025	1.23025	0.010	3.80473	50.00000	Averaged
137 Chrysene	1.22967	1.16965	1.16965	0.010	4.88099	50.00000	Averaged
138 4,4'-Methylene bis(o-chloro	0.21012	0.20041	0.20041	0.010	4.62043	50.00000	Averaged
139 bis(2-ethylhexyl)Phthalate	0.92635	0.85626	0.85626	0.010	7.56652	50.00000	Averaged
140 Di-n-octylphthalate	1.66873	1.61577	1.61577	0.010	3.17369	20.00000	Averaged
141 Benzo(b)fluoranthene	1.21143	1.18658	1.18658	0.010	2.05150	50.00000	Averaged

TestAmerica North Canton

CONTINUING CALIBRATION COMPOUNDS

Instrument ID: a4hp9.i
Lab File ID: 9SMH0120.D
Analysis Type:
Lab Sample ID: L6
Method: \\cansvr11\dd\chem\MSS\a4hp9.i\90120a.b\8270c-625.m

Injection Date: 20-JAN-2009 09:06
Init. Cal. Date(s): 16-JAN-2009 19-JAN-2009
Init. Cal. Times: 11:57 12:16
Quant Type: ISTD

COMPOUND	RRF / AMOUNT	RF5	CCAL RRF5	MIN RRF	%D / %DRIFT	MAX %D / %DRIFT	CURVE TYPE
142 Benzo(k)fluoranthene	1.28137	1.18593	1.18593	0.010	7.44794	50.00000	Averaged
146 Benzo(a)pyrene	1.10352	1.07369	1.07369	0.010	2.70329	20.00000	Averaged
149 Indeno(1,2,3-cd)pyrene	1.14016	1.11611	1.11611	0.010	2.10890	50.00000	Averaged
150 Dibenz(a,h)anthracene	0.93175	0.93728	0.93728	0.010	-0.59427	50.00000	Averaged
151 Benzo(g,h,i)perylene	0.93663	0.93074	0.93074	0.010	0.62879	50.00000	Averaged
198 1,4-Dioxane	0.80814	0.74945	0.74945	0.010	7.26201	50.00000	Averaged
$ 154 Nitrobenzene-d5	0.51589	0.47135	0.47135	0.010	8.63404	50.00000	Averaged
$ 155 2-Fluorobiphenyl	1.19592	1.11430	1.11430	0.010	6.82525	50.00000	Averaged
$ 156 Terphenyl-d14	0.73168	0.70344	0.70344	0.010	3.85947	50.00000	Averaged
$ 157 Phenol-d5	2.32091	2.14338	2.14338	0.010	7.64890	50.00000	Averaged
$ 158 2-Fluorophenol	1.59963	1.54455	1.54455	0.010	3.44324	50.00000	Averaged
$ 159 2,4,6-Tribromophenol	0.10871	0.10376	0.10376	0.010	4.55167	50.00000	Averaged
$ 186 2-Chlorophenol-d4	1.31813	1.22168	1.22168	0.010	7.31675	50.00000	Averaged
$ 187 1,2-Dichlorobenzene-d4	0.81944	0.74080	0.74080	0.010	9.59639	50.00000	Averaged
M 195 Cresols, total	3.39736	3.12775	3.12775	0.010	7.93576	50.00000	Averaged
101 Diphenylamine	0.58870	0.56586	0.56586	0.010	3.87890	50.00000	Averaged

SW846 8270C METHOD BLANK SUMMARY

BLANK WORKORDER NO.: K5V9P1AA

Lab Name: TestAmerica Laboratories, Inc.

Lab Code: TALCAN

SDG Number:9A15128

Lab File ID: K5V9P1AA.

Lot Number: A9A150128

Date Analyzed: 01/20/09

Time Analyzed: 09:27

Matrix: WATER

Date Extracted:01/16/09

GC Column: DB .625 ID: .32

Extraction Method: 3510C

Instrument ID: HP9

Level:(low/med) LOW

THIS METHOD BLANK APPLIES TO THE FOLLOWING SAMPLES, LCS, LCSD, MS , MSD:

	CLIENT ID.	SAMPLE WORK ORDER #	LAB FILE ID	DATE ANALYZED	TIME ANALYZED
01	MW31 DEEP-011409	K5T011CL	K5T011CL.	01/20/09	12:27
02	MW30 DEEP-011409	K5T1E1A0	K5T1E1A0.	01/20/09	12:47
03	CHECK SAMPLE	K5V9P1AC C	K5V9P1AC.	01/20/09	09:47
04	DUPLICATE CHECK	K5V9P1AD L	K5V9P1AD.	01/20/09	10:07
05					
06					
07					
08					
09					
10					
11					
12					
13					
14					
15					
16					
17					
18					
19					
20					
21					
22					
23					
24					
25					
26					
27					
28					
29					
30					

COMMENTS:

FORM IV

METHOD BLANK REPORT

GC/MS Semivolatiles

Client Lot #...: 9A15128 **Work Order #...:** K5V9P1AA **Matrix.....:** WATER
MB Lot-Sample #: A9A160000-028

Prep Date.....: 01/16/09 **Final Wgt/Vol..:** 2 mL
Analysis Date..: 01/20/09 **Prep Batch #...:** 9016028
Dilution Factor: 1 **Initial Wgt/Vol:** 1000 mL

PARAMETER	RESULT	REPORTING LIMIT	UNITS	METHOD
Acetophenone	ND	10	ug/L	SW846 8270C
Atrazine	ND	10	ug/L	SW846 8270C
1,4-Dioxane	ND	1.0	ug/L	SW846 8270C
N-Nitrosodimethylamine	ND	10	ug/L	SW846 8270C
Benzaldehyde	ND	10	ug/L	SW846 8270C
1,1'-Biphenyl	ND	10	ug/L	SW846 8270C
Caprolactam	ND	10	ug/L	SW846 8270C
Phenol	ND	10	ug/L	SW846 8270C
bis(2-Chloroethyl)-ether	ND	10	ug/L	SW846 8270C
2-Chlorophenol	ND	10	ug/L	SW846 8270C
2-Methylphenol	ND	10	ug/L	SW846 8270C
2,2'-oxybis(1-Chloro-propane)	ND	10	ug/L	SW846 8270C
4-Methylphenol	ND	10	ug/L	SW846 8270C
N-Nitrosodi-n-propyl-amine	ND	10	ug/L	SW846 8270C
Hexachloroethane	ND	10	ug/L	SW846 8270C
Nitrobenzene	ND	10	ug/L	SW846 8270C
Isophorone	ND	10	ug/L	SW846 8270C
2-Nitrophenol	ND	10	ug/L	SW846 8270C
2,4-Dimethylphenol	ND	10	ug/L	SW846 8270C
bis(2-Chloroethoxy) methane	ND	10	ug/L	SW846 8270C
2,4-Dichlorophenol	ND	10	ug/L	SW846 8270C
Naphthalene	ND	10	ug/L	SW846 8270C
4-Chloroaniline	ND	10	ug/L	SW846 8270C
Hexachlorobutadiene	ND	10	ug/L	SW846 8270C
4-Chloro-3-methylphenol	ND	10	ug/L	SW846 8270C
2-Methylnaphthalene	ND	10	ug/L	SW846 8270C
Hexachlorocyclopenta-diene	ND	50	ug/L	SW846 8270C
2,4,6-Trichloro-phenol	ND	10	ug/L	SW846 8270C
2,4,5-Trichloro-phenol	ND	10	ug/L	SW846 8270C
2-Chloronaphthalene	ND	10	ug/L	SW846 8270C
2-Nitroaniline	ND	50	ug/L	SW846 8270C
Dimethyl phthalate	ND	10	ug/L	SW846 8270C
Acenaphthylene	ND	10	ug/L	SW846 8270C
2,6-Dinitrotoluene	ND	10	ug/L	SW846 8270C

(Continued on next page)

METHOD BLANK REPORT

GC/MS Semivolatiles

Client Lot #...: 9A15128 **Work Order #...:** K5V9P1AA **Matrix.....:** WATER

PARAMETER	RESULT	REPORTING LIMIT	UNITS	METHOD
3-Nitroaniline	ND	50	ug/L	SW846 8270C
Acenaphthene	ND	10	ug/L	SW846 8270C
2,4-Dinitrophenol	ND	50	ug/L	SW846 8270C
4-Nitrophenol	ND	50	ug/L	SW846 8270C
Dibenzofuran	ND	10	ug/L	SW846 8270C
2,4-Dinitrotoluene	ND	10	ug/L	SW846 8270C
Diethyl phthalate	ND	10	ug/L	SW846 8270C
4-Chlorophenyl phenyl ether	ND	10	ug/L	SW846 8270C
Fluorene	ND	10	ug/L	SW846 8270C
4-Nitroaniline	ND	50	ug/L	SW846 8270C
4,6-Dinitro-2-methylphenol	ND	50	ug/L	SW846 8270C
N-Nitrosodiphenylamine	ND	10	ug/L	SW846 8270C
4-Bromophenyl phenyl ether	ND	10	ug/L	SW846 8270C
Hexachlorobenzene	ND	10	ug/L	SW846 8270C
Pentachlorophenol	ND	10	ug/L	SW846 8270C
Phenanthrene	ND	10	ug/L	SW846 8270C
Anthracene	ND	10	ug/L	SW846 8270C
Carbazole	ND	10	ug/L	SW846 8270C
Di-n-butyl phthalate	ND	10	ug/L	SW846 8270C
Fluoranthene	ND	10	ug/L	SW846 8270C
Pyrene	ND	10	ug/L	SW846 8270C
Butyl benzyl phthalate	ND	10	ug/L	SW846 8270C
3,3'-Dichlorobenzidine	ND	50	ug/L	SW846 8270C
Benzo(a)anthracene	ND	10	ug/L	SW846 8270C
Chrysene	ND	10	ug/L	SW846 8270C
bis(2-Ethylhexyl) phthalate	**1.1 J**	**10**	**ug/L**	**SW846 8270C**
Di-n-octyl phthalate	ND	10	ug/L	SW846 8270C
Benzo(b)fluoranthene	ND	10	ug/L	SW846 8270C
Benzo(k)fluoranthene	ND	10	ug/L	SW846 8270C
Benzo(a)pyrene	ND	10	ug/L	SW846 8270C
Indeno(1,2,3-cd)pyrene	ND	10	ug/L	SW846 8270C
Dibenz(a,h)anthracene	ND	10	ug/L	SW846 8270C
Benzo(ghi)perylene	ND	10	ug/L	SW846 8270C

SURROGATE	PERCENT RECOVERY	RECOVERY LIMITS
Nitrobenzene-d5	78	(27 - 111)
2-Fluorobiphenyl	72	(28 - 110)
Terphenyl-d14	107	(37 - 119)
Phenol-d5	70	(10 - 110)
2-Fluorophenol	68	(10 - 110)

(Continued on next page)

METHOD BLANK REPORT

GC/MS Semivolatiles

Client Lot #...: 9A15128 **Work Order #...:** K5V9P1AA **Matrix.....:** WATER

PARAMETER	RESULT	REPORTING LIMIT	UNITS	METHOD
2,4,6-Tribromophenol	74	(22 - 120)		

NOTE(S):

Calculations are performed before rounding to avoid round-off errors in calculated results.

J Estimated result. Result is less than RL.

SW846 8270C SURROGATE RECOVERY

Lab Name: TestAmerica Laboratories, Inc. Client: Tetra Tech NUS, Inc

Lab Code: TALCAN SDG No: 9A15128

Lot #: A9A150128

Extraction: XXI54QL01

	CLIENT ID.	SRG01	SRG02	SRG03	SRG04	SRG05	SRG06	TOT OUT
01	MW31 DEEP-011409	74	68	70	70	68	82	00
02	MW30 DEEP-011409	80	76	103	76	74	78	00
03	METHOD BLK. K5V9P1AA	78	72	107	70	68	74	00
04	LCS K5V9P1AC	84	85	107	83	82	88	00
05	LCSD K5V9P1AD	67	68	88	66	66	70	00

SURROGATES		QC LIMITS
SRG01	= Nitrobenzene-d5	(27-111)
SRG02	= 2-Fluorobiphenyl	(28-110)
SRG03	= Terphenyl-d14	(37-119)
SRG04	= Phenol-d5	(10-110)
SRG05	= 2-Fluorophenol	(10-110)
SRG06	= 2,4,6-Tribromophenol	(22-120)

\# Column to be used to flag recovery values
* Values outside of required QC Limits
D System monitoring Compound diluted out

FORM II

SW846 8270C CHECK SAMPLE RECOVERY

Lab Name: TestAmerica Laboratories, Inc. Client: Tetra Tech NUS, Inc

Lab Code: TALCAN SDG No: 9A15128

Lot #: A9A160000 WO #: K5V9P1AC

BATCH: 9016028

COMPOUND	SPIKE ADDED (ug/L)	SAMPLE CONCENT. (ug/L)	% REC	QC LIMITS REC	QUAL
1,2,4-Trichlorobenzene	20	14	69	25- 110	
Acenaphthene	20	16	82	40- 110	
2,4-Dinitrotoluene	20	19	95	52- 123	
Pyrene	20	17	86	55- 120	
N-Nitrosodi-n-propylamine	20	17	85	37- 121	
1,4-Dichlorobenzene	20	15	76	19- 110	
Pentachlorophenol	20	16	80	26- 110	
Phenol	20	16	78	14- 112	
2-Chlorophenol	20	15	77	27- 110	
4-Chloro-3-methylphenol	20	16	81	39- 110	
4-Nitrophenol	20	17	84	12- 130	

NOTES(S):

* Values outside of QC limits

Spike Recovery: 0 out of 11 outside limits

COMMENTS:

FORM III

SW846 8270C CHECK SAMPLE DUPLICATE RECOVERY

Lab Name: TestAmerica Laboratories, Inc. Client: Tetra Tech NUS, Inc

Lab Code: TALCAN SDG No: 9A15128

Lot #: A9A160000 WO #: K5V9P1AD
BATCH: 9016028

COMPOUND	SPIKE ADDED (ug/L)	SAMPLE CONCENT. (ug/L)	% REC	QC LIMITS REC	QUAL
1,2,4-Trichlorobenzene	20	12	58	25 - 110	
Acenaphthene	20	13	67	40 - 110	
2,4-Dinitrotoluene	20	16	78	52 - 123	
Pyrene	20	14	72	55 - 120	
N-Nitrosodi-n-propylamine	20	14	69	37 - 121	
1,4-Dichlorobenzene	20	13	64	19 - 110	
Pentachlorophenol	20	12	61	26 - 110	
Phenol	20	12	62	14 - 112	
2-Chlorophenol	20	12	62	27 - 110	
4-Chloro-3-methylphenol	20	13	65	39 - 110	
4-Nitrophenol	20	14	68	12 - 130	

NOTES(S):

* Values outside of QC limits

Spike Recovery: 0 out of 11 outside limits

COMMENTS:

FORM III

8B

SEMIVOLATILE INTERNAL STANDARD AREA AND RT SUMMARY

Lab Name: NORTH CANTON Contract:

Lab Code: TACAN Case No.: SAS No.: SDG No.: 9A15128

Lab File ID (Standard): 9SMH0120 Date Analyzed: 01/20/09

Instrument ID: A4HP9 Time Analyzed: 0906

		IS1 (DCB) AREA #	RT #	IS2 (NPT) AREA #	RT #	IS3 (ANT) AREA #	RT #
	12 HOUR STD	253924	3.72	1036003	4.69	563322	5.99
	UPPER LIMIT	507848	4.22	2072006	5.19	1126644	6.49
	LOWER LIMIT	126962	3.22	518002	4.19	281661	5.49
	EPA SAMPLE NO.						
01	K5V9PBLK	343019	3.72	1352124	4.69	743036	5.99
02	K5V9PCHK	302709	3.72	1299914	4.69	714224	5.98
03	K5V9PCKDUP	299359	3.72	1252997	4.69	683448	5.98
04	MW31 DEEP-01	308999	3.72	1275470	4.69	685466	5.98
05	MW30 DEEP-01	290523	3.72	1191172	4.68	641148	5.98
06							
07							
08							
09							
10							
11							
12							
13							
14							
15							
16							
17							
18							
19							
20							
21							
22							

IS1 (DCB) = 1,4-Dichlorobenzene-d4
IS2 (NPT) = Naphthalene-d8
IS3 (ANT) = Acenaphthene-d10

AREA UPPER LIMIT = +100% of internal standard area
AREA LOWER LIMIT = - 50% of internal standard area
RT UPPER LIMIT = + 0.50 minutes of internal standard RT
RT LOWER LIMIT = - 0.50 minutes of internal standard RT

Column used to flag internal standard area values with an asterisk.
* Values outside of QC limits.

8C

SEMIVOLATILE INTERNAL STANDARD AREA AND RT SUMMARY

Lab Name: NORTH CANTON Contract:

Lab Code: TACAN Case No.: SAS No.: SDG No.: 9A15128

Lab File ID (Standard): 9SMH0120 Date Analyzed: 01/20/09

Instrument ID: A4HP9 Time Analyzed: 0906

		IS4 (PHN) AREA	#	RT	#	IS5 (CRY) AREA	#	RT	#	IS6 (PRY) AREA	#	RT	#
	12 HOUR STD	822432		7.07		706762		9.04		644218		10.36	
	UPPER LIMIT	1644864		7.57		1413524		9.54		1288436		10.86	
	LOWER LIMIT	411216		6.57		353381		8.54		322109		9.86	
	EPA SAMPLE NO.												
01	K5V9PBLK	1100779		7.07		893100		9.04		852761		10.36	
02	K5V9PCHK	1061922		7.07		923044		9.03		847539		10.35	
03	K5V9PCKDUP	995456		7.07		860727		9.03		794949		10.34	
04	MW31 DEEP-01	1026297		7.07		868459		9.02		816821		10.34	
05	MW30 DEEP-01	948311		7.07		798246		9.02		747263		10.33	
06													
07													
08													
09													
10													
11													
12													
13													
14													
15													
16													
17													
18													
19													
20													
21													
22													

IS4 (PHN) = Phenanthrene-d10
IS5 (CRY) = Chrysene-d12
IS6 (PRY) = Perylene-d12

AREA UPPER LIMIT = +100% of internal standard area
AREA LOWER LIMIT = - 50% of internal standard area
RT UPPER LIMIT = + 0.50 minutes of internal standard RT
RT LOWER LIMIT = - 0.50 minutes of internal standard RT

Column used to flag internal standard area values with an asterisk.
* Values outside of QC limits.

TETRA TECH NUS, INC. **CALCULATION WORKSHEET** PAGE _____ OF _____

CLIENT Martin State Airport		JOB NUMBER 01596	
SUBJECT Calc. Check SDG ~~01596~~ JK 2/5/09 9A15128			
BASED ON		DRAWING NUMBER	
BY J. Kaliyak	CHECKED BY	APPROVED BY	DATE 2/5/09

VOC Chloroform Sample - MW31DEEP-011409

$$\left(\frac{1296523 \times 50}{1544678 \times 0.42864}\right)\left(\frac{1}{5}\right) \simeq 19.58\ \mu g/l$$

SVOC Naphthalene Sample MW31DEEP-011409

$$\left(\frac{45169 \times 2}{1275470 \quad 0.98669}\right)\left(\frac{20000}{1040 \times 0.5}\right) \simeq 0.276\ \mu g/l$$

TestAmerica North Canton

Semivolatile REPORT SW-846 Method 8270C-625

Data file : \\cansvr11\dd\chem\MSS\a4hp9.i\90120a.b\K5T011CL.D
Lab Smp Id: K5T011CL Client Smp ID: MW31 DEEP-011409
Inj Date : 20-JAN-2009 12:27
Operator : 001574 Inst ID: a4hp9.i
Smp Info : k5t011cl,90120a.b,8270c-625,1-4diox.sub
Misc Info :
Comment :
Method : \\cansvr11\dd\chem\MSS\a4hp9.i\90120a.b\8270c-625.m
Meth Date : 21-Jan-2009 10:53 ulmanm Quant Type: ISTD
Cal Date : 19-JAN-2009 09:55 Cal File: 9TMH0119.D
Als bottle: 13
Dil Factor: 1.00000
Integrator: HP RTE Compound Sublist: 1-827042d.sub
Target Version: 4.14
Processing Host: CANPMSSV06

Concentration Formula: Amt * DF * Uf * Vt/(Vo * Vi) * CpndVariable

Name	Value	Description
DF	1.000	Dilution Factor
Uf	1.000	ng unit correction factor
Vt	2000.000	Volume of final extract (uL)
Vo	1040.000	Volume of sample extracted (mL)
Vi	0.50000	Volume injected (uL)
Cpnd Variable		Local Compound Variable

	Compounds	QUANT SIG MASS	RT	EXP RT	REL RT	RESPONSE	CONCENTRATIONS ON-COLUMN (NG)	FINAL (ug/L)	
* 1	1,4-Dichlorobenzene-d4	152	3.721	3.722	(1.000)	308999	2.00000		(Q)
* 2	Naphthalene-d8	136	4.688	4.689	(1.000)	1275470	2.00000		
* 3	Acenaphthene-d10	164	5.981	5.987	(1.000)	685466	2.00000		
* 4	Phenanthrene-d10	188	7.066	7.071	(1.000)	1026297	2.00000		
* 5	Chrysene-d12	240	9.021	9.043	(1.000)	868459	2.00000		
* 6	Perylene-d12	264	10.335	10.357	(1.000)	816821	2.00000		
9	Pyridine	79	Compound Not Detected.						
10	N-Nitrosodimethylamine	74	Compound Not Detected.						
11	Ethyl methacrylate	69	Compound Not Detected.						
12	3-Chloropropionitrile	54	Compound Not Detected.						
13	Malononitrile	66	Compound Not Detected.						
209	Benzaldehyde	77	Compound Not Detected.						
21	Aniline	93	Compound Not Detected.						
22	Phenol	94	3.417	3.417	(0.918)	41227	0.10306	0.39637	(Q)
23	bis(2-Chloroethyl)ether	93	Compound Not Detected.						
24	2-Chlorophenol	128	Compound Not Detected.						
26	1,3-Dichlorobenzene	146	Compound Not Detected.						
27	1,4-Dichlorobenzene	146	Compound Not Detected.						

Data File: \\cansvr11\dd\chem\MSV\a3ux15.i\C90126A.b\UXC1138.D
Report Date: 27-Jan-2009 11:22

TestAmerica North Canton

VOLATILE REPORT SW-846 Method 8260A/B

Data file : \\cansvr11\dd\chem\MSV\a3ux15.i\C90126A.b\UXC1138.D
Lab Smp Id: K5T011CK Client Smp ID: MW31 DEEP-011409
Inj Date : 26-JAN-2009 18:52
Operator : 43582 Inst ID: a3ux15.i
Smp Info : K5T011CK,5ML/5ML
Misc Info : C90126A,8260LLUX15,,43582
Comment :
Method : \\cansvr11\dd\chem\MSV\a3ux15.i\C90126A.b\8260LLUX15.m
Meth Date : 26-Jan-2009 12:02 Quant Type: ISTD
Cal Date : 22-JAN-2009 23:26 Cal File: UXC1112.D
Als bottle: 23
Dil Factor: 1.00000
Integrator: HP RTE Compound Sublist: 4-8260+IX.sub
Target Version: 4.14
Processing Host: CANSVR11

Concentration Formula: Amt * DF * 1/Vo * CpndVariable

Name	Value	Description
DF	1.000	Dilution Factor
Vo	5.000	Sample volume
Va	100.000	Injection Volume
Cpnd Variable		Local Compound Variable

Compounds	QUANT SIG MASS	RT	EXP RT	REL RT	RESPONSE	CONCENTRATIONS ON-COLUMN (ng)	FINAL (ug/L)
* 1 Fluorobenzene	96	5.038	5.038	(1.000)	1544678	50.0000	
* 2 Chlorobenzene-d5	117	7.694	7.694	(1.000)	1189559	50.0000	
* 3 1,4-Dichlorobenzene-d4	152	9.912	9.912	(1.000)	633522	50.0000	
$ 4 Dibromofluoromethane	113	4.481	4.481	(0.889)	268084	46.2723	9.254
$ 5 1,2-Dichloroethane-d4	65	4.765	4.765	(0.946)	432679	47.7014	9.540
$ 6 Toluene-d8	98	6.390	6.390	(0.830)	1235341	48.2247	9.645
$ 7 Bromofluorobenzene	95	8.797	8.797	(1.143)	474400	47.3454	9.469
8 Dichlorodifluoromethane	85	Compound Not Detected.					
9 Chloromethane	50	Compound Not Detected.					
10 Vinyl Chloride	62	Compound Not Detected.					
11 Bromomethane	94	Compound Not Detected.					
12 Chloroethane	64	Compound Not Detected.					
13 Trichlorofluoromethane	101	Compound Not Detected.					
15 Acrolein	56	Compound Not Detected.					
16 Acetone	43	2.643	2.631	(0.525)	149045	63.9917	12.798
17 1,1-Dichloroethene	96	Compound Not Detected.					
18 Freon-113	151	Compound Not Detected.					
19 Iodomethane	142	Compound Not Detected.					
20 Carbon Disulfide	76	Compound Not Detected.					
21 Methylene Chloride	84	2.998	2.998	(0.595)	57930	8.08862	1.618

Data File: \\cansvr11\dd\chem\MSV\a3ux15.i\C90126A.b\UXC1138.D
Report Date: 27-Jan-2009 11:22

	Compounds	QUANT SIG MASS	RT	EXP RT	REL RT	RESPONSE	CONCENTRATIONS ON-COLUMN (ng)	CONCENTRATIONS FINAL (ug/L)
	24 Methyl tert-butyl ether	73	Compound Not Detected.					
	25 trans-1,2-Dichloroethene	96	Compound Not Detected.					
	26 Hexane	86	Compound Not Detected.					
	27 Vinyl acetate	43	Compound Not Detected.					
	28 1,1-Dichloroethane	63	Compound Not Detected.					
	29 tert-Butyl Alcohol	59	Compound Not Detected.					
	30 2-Butanone	43	4.101	4.101	(0.814)	22853	5.75422	1.151
M	31 1,2-Dichloroethene (total)	96	Compound Not Detected.					
	32 cis-1,2-dichloroethene	96	Compound Not Detected.					
	33 2,2-Dichloropropane	77	Compound Not Detected.					
	34 Bromochloromethane	128	Compound Not Detected.					
	35 Chloroform	83	4.350	4.350	(0.863)	1296523	97.9075	19.581
	36 Tetrahydrofuran	42	Compound Not Detected.					
	37 1,1,1-Trichloroethane	97	Compound Not Detected.					
	38 1,1-Dichloropropene	75	Compound Not Detected.					
	39 Carbon Tetrachloride	117	Compound Not Detected.					
	40 1,2-Dichloroethane	62	Compound Not Detected.					
	41 Benzene	78	Compound Not Detected.					
	42 Trichloroethene	130	Compound Not Detected.					
	43 1,2-Dichloropropane	63	Compound Not Detected.					
	44 1,4-Dioxane	88	Compound Not Detected.					
	45 Dibromomethane	93	Compound Not Detected.					
	46 Bromodichloromethane	83	Compound Not Detected.					
	47 2-Chloroethyl vinyl ether	63	Compound Not Detected.					
	48 cis-1,3-Dichloropropene	75	Compound Not Detected.					
	49 4-Methyl-2-pentanone	43	6.307	6.295	(1.252)	115167	13.1169	2.623
	50 Toluene	91	6.449	6.449	(0.838)	150218	4.37411	0.8748
	51 trans-1,3-Dichloropropene	75	Compound Not Detected.					
	52 Ethyl Methacrylate	69	Compound Not Detected.					
	53 1,1,2-Trichloroethane	97	Compound Not Detected.					
	54 1,3-Dichloropropane	76	Compound Not Detected.					
	55 Tetrachloroethene	164	Compound Not Detected.					
	56 2-Hexanone	43	Compound Not Detected.					
	57 Dibromochloromethane	129	Compound Not Detected.					
	58 1,2-Dibromoethane	107	Compound Not Detected.					
	59 Chlorobenzene	112	Compound Not Detected.					
	60 1,1,1,2-Tetrachloroethane	131	Compound Not Detected.					
	61 Ethylbenzene	106	7.825	7.825	(1.017)	11906	0.99295	0.1986
	62 m + p-Xylene	106	7.931	7.931	(1.031)	46995	3.06933	0.6139
M	63 Xylenes (total)	106				73032	4.87700	0.9754
	64 Xylene-o	106	8.299	8.299	(1.079)	26037	1.80768	0.3615
	65 Styrene	104	Compound Not Detected.					
	66 Bromoform	173	Compound Not Detected.					
	67 Isopropylbenzene	105	Compound Not Detected.					
	68 1,1,2,2-Tetrachloroethane	83	Compound Not Detected.					
	69 1,4-Dichloro-2-butene	53	Compound Not Detected.					
	70 1,2,3-Trichloropropane	110	Compound Not Detected.					
	71 Bromobenzene	156	Compound Not Detected.					
	72 n-Propylbenzene	120	Compound Not Detected.					
	73 2-Chlorotoluene	126	Compound Not Detected.					
	74 1,3,5-Trimethylbenzene	105	Compound Not Detected.					
	75 4-Chlorotoluene	126	Compound Not Detected.					

Data File: \\cansvr11\dd\chem\MSV\a3ux15.i\C90126A.b\UXC1117.D
Report Date: 26-Jan-2009 11:17

TestAmerica North Canton

CONTINUING CALIBRATION COMPOUNDS

Instrument ID: a3ux15.i Injection Date: 26-JAN-2009 11:02
Lab File ID: UXC1117.D Init. Cal. Date(s): 21-JAN-2009 23-JAN-2009
Analysis Type: WATER Init. Cal. Times: 16:35 00:33
Lab Sample ID: 50NG-CC Quant Type: ISTD
Method: \\cansvr11\dd\chem\MSV\a3ux15.i\C90126A.b\8260LLUX15.m

COMPOUND	RRF / AMOUNT	RF50	CCAL RRF50	MIN RRF	%D / %DRIFT	MAX %D / %DRIFT	CURVE TYPE	
$ 4 Dibromofluoromethane	0.18753	0.16378	0.16378	0.010	12.66634	50.00000	Averaged	
$ 5 1,2-Dichloroethane-d4	0.29361	0.24984	0.24984	0.010	14.90687	50.00000	Averaged	
$ 6 Toluene-d8	1.07672	0.98852	0.98852	0.010	8.19134	50.00000	Averaged	
$ 7 Bromofluorobenzene	0.42116	0.38881	0.38881	0.010	7.68313	50.00000	Averaged	
8 Dichlorodifluoromethane	0.17639	0.20815	0.20815	0.010	-18.00447	50.00000	Averaged	
9 Chloromethane	0.43539	0.41849	0.41849	0.100	3.88032	50.00000	Averaged	
10 Vinyl Chloride	0.33560	0.33643	0.33643	0.010	-0.24612	20.00000	Averaged	
11 Bromomethane	0.12565	0.12492	0.12492	0.010	0.57916	50.00000	Averaged	
12 Chloroethane	0.19825	0.19267	0.19267	0.010	2.81629	50.00000	Averaged	
13 Trichlorofluoromethane	0.18738	0.22045	0.22045	0.010	-17.65183	50.00000	Averaged	
15 Acrolein	0.03761	0.03714	0.03714	0.010	1.27060	50.00000	Averaged	
16 Acetone	100	94.23619	0.06900	0.010	5.76381	0.000e+000	Wt Linear	
17 1,1-Dichloroethene	0.18786	0.17478	0.17478	0.010	6.96312	20.00000	Averaged	
18 Freon-113	0.11359	0.11889	0.11889	0.010	-4.65847	50.00000	Averaged	
19 Iodomethane	0.30321	0.28168	0.28168	0.010	7.10045	50.00000	Averaged	
20 Carbon Disulfide	0.53016	0.49927	0.49927	0.010	5.82710	50.00000	Averaged	
21 Methylene Chloride	0.23183	0.22334	0.22334	0.010	3.65912	50.00000	Averaged	
22 Acetonitrile	500	475	0.02348	0.010	4.96396	0.000e+000	Wt Linear	
23 Acrylonitrile	0.12368	0.12321	0.12321	0.010	0.38297	50.00000	Averaged	
24 Methyl tert-butyl ether	0.62326	0.57554	0.57554	0.010	7.65564	50.00000	Averaged	
25 trans-1,2-Dichloroethene	0.22386	0.20672	0.20672	0.010	7.65420	50.00000	Averaged	
26 Hexane	0.04578	0.04932	0.04932	0.010	-7.73268	20.00000	Averaged	
27 Vinyl acetate	0.45858	0.49128	0.49128	0.010	-7.13101	50.00000	Averaged	
28 1,1-Dichloroethane	0.58454	0.53716	0.53716	0.100	8.10601	50.00000	Averaged	
29 tert-Butyl Alcohol	0.02048	0.01884	0.01884	0.010	8.03356	50.00000	Averaged	
30 2-Butanone	0.12855	0.12708	0.12708	0.010	1.14932	50.00000	Averaged	
M 31 1,2-Dichloroethene (total)	0.24579	0.22786	0.22786	0.010	7.29484	50.00000	Averaged	
32 cis-1,2-dichloroethene	0.26772	0.24900	0.24900	0.010	6.99456	50.00000	Averaged	
33 2,2-Dichloropropane	0.27038	0.28357	0.28357	0.010	-4.87784	50.00000	Averaged	
34 Bromochloromethane	0.12484	0.11350	0.11350	0.010	9.08281	50.00000	Averaged	
35 Chloroform	0.42864	0.40002	0.40002	0.010	6.67765	20.00000	Averaged	
36 Tetrahydrofuran	0.09258	0.08773	0.08773	0.010	5.23434	50.00000	Averaged	
37 1,1,1-Trichloroethane	0.33148	0.32912	0.32912	0.010	0.71199	50.00000	Averaged	
38 1,1-Dichloropropene	0.33556	0.32368	0.32368	0.010	3.54105	50.00000	Averaged	
39 Carbon Tetrachloride	0.26197	0.27867	0.27867	0.010	-6.37527	50.00000	Averaged	
40 1,2-Dichloroethane	0.44536	0.42566	0.42566	0.010	4.42512	50.00000	Averaged	
41 Benzene	1.06061	0.98537	0.98537	0.010	7.09410	50.00000	Averaged	
42 Trichloroethene	0.26113	0.24873	0.24873	0.010	4.74731	50.00000	Averaged	
43 1,2-Dichloropropane	0.32742	0.31179	0.31179	0.010	4.77391	20.00000	Averaged	
44 1,4-Dioxane	2500	2329	0.00197	0.010	6.84113	0.000e+000	Wt Linear	<-
45 Dibromomethane	0.14071	0.13353	0.13353	0.010	5.10368	50.00000	Averaged	
46 Bromodichloromethane	0.26441	0.27147	0.27147	0.010	-2.67059	50.00000	Averaged	
47 2-Chloroethyl vinyl ether	0.19752	0.20013	0.20013	0.010	-1.32507	50.00000	Averaged	

Compounds	QUANT SIG MASS	RT	EXP RT	REL RT	RESPONSE	CONCENTRATIONS ON-COLUMN (NG)	CONCENTRATIONS FINAL (ug/L)
30 2-Methylphenol	108	Compound Not Detected.					
31 bis(2-Chloroisopropyl)ether	45	Compound Not Detected.					
37 Acetophenone	105	4.015	4.021	(1.079)	42860	0.12253	0.47128
32 N-Nitroso-di-n-propylamine	70	Compound Not Detected.					
192 4-Methylphenol	108	Compound Not Detected.					
34 Hexachloroethane	117	Compound Not Detected.					
35 Nitrobenzene	77	Compound Not Detected.					
41 Isophorone	82	Compound Not Detected.					
42 2-Nitrophenol	139	Compound Not Detected.					
43 2,4-Dimethylphenol	107	Compound Not Detected.					
44 bis(2-Chloroethoxy)methane	93	Compound Not Detected.					
46 2,4-Toluenediamene	121	Compound Not Detected.					
47 1,3,5-Trichlorobenzene	180	Compound Not Detected.					
48 2,4-Dichlorophenol	162	Compound Not Detected.					
49 Benzoic Acid	122	4.453	4.491	(0.950)	219786	2.00100	7.6962(Q)
50 1,2,4-Trichlorobenzene	180	Compound Not Detected.					
51 Naphthalene	128	4.704	4.705	(1.003)	45169	0.07178	0.27609(Q)
52 4-Chloroaniline	127	Compound Not Detected.					
56 Hexachlorobutadiene	225	Compound Not Detected.					
210 Caprolactam	113	4.972	4.988	(1.060)	17502	0.22146	0.85178(Q)
57 1,2,3-Trichlorobenzene	180	Compound Not Detected.					
59 4-Chloro-3-Methylphenol	107	Compound Not Detected.					
62 2-Methylnaphthalene	142	Compound Not Detected.					
63 1-Methylnaphthalene	142	Compound Not Detected.					
64 Hexachlorocyclopentadiene	237	Compound Not Detected.					
66 2,4,6-Trichlorophenol	196	Compound Not Detected.					
67 2,4,5-Trichlorophenol	196	Compound Not Detected.					
211 1,1'-Biphenyl	154	Compound Not Detected.					
68 1,2,3,5-Tetrachlorobenzene	216	Compound Not Detected.					
70 2-Chloronaphthalene	162	Compound Not Detected.					
73 2-Nitroaniline	65	Compound Not Detected.					
74 1,2,3,4-Tetrachlorobenzene	216	Compound Not Detected.					
76 Dimethylphthalate	163	Compound Not Detected.					
78 2,6-Dinitrotoluene	165	Compound Not Detected.					
79 Acenaphthylene	152	Compound Not Detected.					
80 1,2-Dinitrobenzene	168	Compound Not Detected.					
81 3-Nitroaniline	138	Compound Not Detected.					
82 Acenaphthene	153	Compound Not Detected.					
83 2,4-Dinitrophenol	184	Compound Not Detected.					
85 4-Nitrophenol	109	Compound Not Detected.					
86 Dibenzofuran	168	Compound Not Detected.					
87 2,4-Dinitrotoluene	165	Compound Not Detected.					
91 2,3,5,6-Tetrachlorophenol	232	Compound Not Detected.					
93 Diethylphthalate	149	Compound Not Detected.					
94 Fluorene	166	Compound Not Detected.					
95 4-Chlorophenyl-phenylether	204	Compound Not Detected.					
96 4-Nitroaniline	138	Compound Not Detected.					
98 4,6-Dinitro-2-methylphenol	198	Compound Not Detected.					
99 N-Nitrosodiphenylamine	169	Compound Not Detected.					
100 1,2-Diphenylhydrazine	77	Compound Not Detected.					
106 4-Bromophenyl-phenylether	248	Compound Not Detected.					
107 Hexachlorobenzene	284	Compound Not Detected.					

TestAmerica North Canton

9/1-21

CONTINUING CALIBRATION COMPOUNDS

Instrument ID: a4hp9.i
Lab File ID: 9SMH0120.D
Analysis Type:
Lab Sample ID: L6
Method: \\cansvr11\dd\chem\MSS\a4hp9.i\90120a.b\8270c-625.m

Injection Date: 20-JAN-2009 09:06
Init. Cal. Date(s): 16-JAN-2009 19-JAN-2009
Init. Cal. Times: 11:57 12:16
Quant Type: ISTD

COMPOUND	RRF / AMOUNT	RF5	CCAL RRF5	MIN RRF	%D / %DRIFT	MAX %D / %DRIFT	CURVE TYPE
9 Pyridine	2.27184	2.13667	2.13667	0.010	5.94982	50.00000	Averaged
10 N-Nitrosodimethylamine	1.30313	1.17094	1.17094	0.010	10.14414	50.00000	Averaged
11 Ethyl methacrylate	2.01658	1.83984	1.83984	0.010	8.76440	50.00000	Averaged
12 3-Chloropropionitrile	1.03864	0.94893	0.94893	0.010	8.63678	50.00000	Averaged
13 Malononitrile	2.47604	2.28186	2.28186	0.010	7.84221	50.00000	Averaged
209 Benzaldehyde	1.28219	1.23913	1.23913	0.010	3.35833	50.00000	Averaged
21 Aniline	2.91168	2.71287	2.71287	0.010	6.82809	50.00000	Averaged
22 Phenol	2.58928	2.35354	2.35354	0.010	9.10455	20.00000	Averaged
23 bis(2-Chloroethyl)ether	1.85847	1.72145	1.72145	0.010	7.37274	50.00000	Averaged
24 2-Chlorophenol	1.49646	1.37124	1.37124	0.010	8.36802	50.00000	Averaged
26 1,3-Dichlorobenzene	1.34589	1.26080	1.26080	0.010	6.32211	50.00000	Averaged
27 1,4-Dichlorobenzene	1.23036	1.10745	1.10745	0.010	9.98962	20.00000	Averaged
28 1,2-Dichlorobenzene	1.28758	1.21528	1.21528	0.010	5.61474	50.00000	Averaged
29 Benzyl Alcohol	1.15052	1.04203	1.04203	0.010	9.42950	50.00000	Averaged
30 2-Methylphenol	1.65281	1.52847	1.52847	0.010	7.52298	50.00000	Averaged
31 bis(2-Chloroisopropyl)ether	2.32053	2.10809	2.10809	0.010	9.15482	50.00000	Averaged
37 Acetophenone	2.26398	2.12221	2.12221	0.010	6.26228	50.00000	Averaged
32 N-Nitroso-di-n-propylamine	1.53656	1.40385	1.40385	0.050	8.63711	50.00000	Averaged
192 4-Methylphenol	1.74454	1.59928	1.59928	0.010	8.32683	50.00000	Averaged
34 Hexachloroethane	0.56048	0.50719	0.50719	0.010	9.50813	50.00000	Averaged
35 Nitrobenzene	0.51517	0.46902	0.46902	0.010	8.95834	50.00000	Averaged
41 Isophorone	0.98247	0.90250	0.90250	0.010	8.13935	50.00000	Averaged
42 2-Nitrophenol	0.19127	0.18034	0.18034	0.010	5.71578	20.00000	Averaged
43 2,4-Dimethylphenol	0.41922	0.39495	0.39495	0.010	5.78981	50.00000	Averaged
44 bis(2-Chloroethoxy)methane	0.49527	0.45352	0.45352	0.010	8.43033	50.00000	Averaged
46 2,4-Toluenediamene	5.00000	5.57604	0.09807	0.010	-11.52077	0.000e+000	Quadratic
47 1,3,5-Trichlorobenzene	0.28219	0.27059	0.27059	0.010	4.11233	50.00000	Averaged
48 2,4-Dichlorophenol	0.27302	0.26456	0.26456	0.010	3.10089	20.00000	Averaged
49 Benzoic Acid	10.00000	8.38204	0.22421	0.010	16.17958	0.000e+000	Quadratic
50 1,2,4-Trichlorobenzene	0.26145	0.24349	0.24349	0.010	6.86867	50.00000	Averaged
51 Naphthalene	0.98669	0.91536	0.91536	0.010	7.22989	50.00000	Averaged
52 4-Chloroaniline	0.40623	0.39136	0.39136	0.010	3.66250	50.00000	Averaged
56 Hexachlorobutadiene	0.12911	0.12167	0.12167	0.010	5.75647	20.00000	Averaged
210 Caprolactam	0.12392	0.12018	0.12018	0.010	3.01945	50.00000	Averaged
57 1,2,3-Trichlorobenzene	0.24885	0.22624	0.22624	0.010	9.08325	50.00000	Averaged
59 4-Chloro-3-Methylphenol	0.36624	0.34838	0.34838	0.010	4.87772	20.00000	Averaged
62 2-Methylnaphthalene	0.51192	0.48916	0.48916	0.010	4.44564	50.00000	Averaged
63 1-Methylnaphthalene	0.58853	0.55806	0.55806	0.010	5.17835	50.00000	Averaged
64 Hexachlorocyclopentadiene	0.28565	0.25546	0.25546	0.050	10.57094	50.00000	Averaged
66 2,4,6-Trichlorophenol	0.35172	0.33088	0.33088	0.010	5.92492	20.00000	Averaged
67 2,4,5-Trichlorophenol	0.38655	0.36122	0.36122	0.010	6.55311	50.00000	Averaged
211 1,1'-Biphenyl	1.26928	1.21135	1.21135	0.010	4.56443	50.00000	Averaged

Tetra Tech NUS **INTERNAL CORRESPONDENCE**

TO: **D. MURALI** **DATE: FEBRUARY 5, 2009**

FROM: **TERRI L. SOLOMON** **COPIES:** **DV FILE**

SUBJECT: **INORGANIC DATA VALIDATION – SELECT TOTAL AND DISSOLVED METALS**
MARTIN STATE AIRPORT
SAMPLE DELIVERY GROUP (SDG) – 9A15128

SAMPLES: 2/Aqueous/

MW30 DEEP-011409 MW31 DEEP-011409

Overview

The sample set for Martin State Airport, SDG 9A15128, consists of two (2) aqueous environmental samples. No field duplicate pairs were included within this SDG.

Sample MW31 DEEP-011409 was analyzed for select total and dissolved metals (-F) including antimony, arsenic, barium, beryllium, cadmium, chromium, cobalt, copper, iron, lead, manganese, mercury, molybdenum, nickel, selenium, silver, thallium, vanadium and zinc. Sample MW30 DEEP-011409 was analyzed for select total metals. The samples were collected by Tetra Tech NUS on January 14, 2009 and analyzed by Test America. Metals analyses were conducted using SW-846 method 6020. Mercury analyses were conducted using SW-846 method 7470A.

The findings offered in this report are based upon a general review of all available data. The data review was based on data completeness, holding times, initial and continuing calibration verification results, laboratory method / preparation blank results, ICP interference results, laboratory control sample recoveries, matrix spike recoveries, laboratory duplicate results, detection limits and analyte quantitation.

Areas of concern with respect to data quality are listed below.

Major Problems – None.

Minor Problems

- The contract required detection limit (CRDL) percent recoveries for iron and lead were < 90% quality control limit affecting all samples. Nondetected results reported for iron and lead were qualified as biased low, "UL".

- The following contaminants were detected in the laboratory method/preparation blanks at the following maximum concentrations:

Analyte	Maximum Concentration	Action Level
Antimony	0.055 ug/L	0.275 ug/L
Barium[(1)]	0.37 ug/L	1.85 ug/L
Beryllium	0.027 ug/L	0.135 ug/L
Cadmium	0.025 ug/L	0.125 ug/L

Cobalt	0.017 ug/L	0.085 ug/L
Chromium[(1)]	0.17 ug/L	0.85 ug/L
Copper[(1)]	0.45 ug/L	2.25 ug/L
Iron	9.9 ug/L	49.5 ug/L
Manganese[(1)]	0.84 ug/L	4.2 ug/L
Selenium	0.12 ug/L	0.6 ug/L
Silver	0.024ug/L	0.12 ug/L
Vanadium	0.38 ug/L	1.9 ug/L
Zinc[(1)]	3.9 ug/L	19.5 ug/L

[(1)] Maximum concentration present in a preparation blank.

An action level of 5X the maximum contaminant level has been used to evaluate sample data for blank contamination. Sample aliquot and dilution factors, if applicable, were taken into consideration when evaluating for blank contamination. Positive results less than the blank action level reported for antimony, beryllium, cadmium, chromium, copper, selenium, silver, vanadium and zinc were qualified "B" as a result of laboratory blank contamination.

- The matrix spike percent recovery for total antimony was < 75% quality control limit. The positive results reported for antimony were qualified as biased low, "L".

Notes

The nondetected results on the EDD were reported to the reporting limit. The nondetected results should be reported to the method detection limit (MDL). The results reported on the EDD were amended to the MDL.

The CRDL percent recovery for barium < 90% quality control limit affecting all samples. No validation actions were required as all results were > 2X CRDL.

The matrix spike percent recovery for total mercury was > 125% quality control limit. No validation actions were warranted as all sample results were nondetects.

Executive Summary

Laboratory Performance: percent recoveries for iron and lead were < 90% quality control limit affecting all samples. Several analytes were present in the laboratory method / preparation blanks.

Other Factors Affecting Data Quality: The matrix spike percent recovery for total antimony was < 75% quality control limit.

The data for these analyses were reviewed with reference to Region III modifications to the "National Functional Guidelines for Inorganic Data Validation", April 1993.

The text of this report has been formulated to address only those problem areas affecting data quality.

Tetra Tech NUS
Terri L. Solomon
Environmental Scientist

Tetra Tech NUS
Joseph A. Samchuck
Quality Assurance Officer

Attachments:

1. Appendix A - Qualified Analytical Results
2. Appendix B - Results as reported by the Laboratory
3. Appendix C - Support Documentation

APPENDIX A
QUALIFIED ANALYTICAL RESULTS

Data Validation Qualifier Codes:

A = Lab Blank Contamination
B = Field Blank Contamination
C = Calibration Noncompliance (e.g. % RSDs, %Ds, ICVs, CCVs, RRFs, etc.)
C01 = GC/MS Tuning Noncompliance
D = MS/MSD Recovery Noncompliance
E = LCS/LCSD Recovery Noncompliance
F = Lab Duplicate Imprecision
G = Field Duplicate Imprecision
H = Holding Time Exceedance
I = ICP Serial Dilution Noncompliance
J = GFAA PDS-GFAA MSA's r < 0.995 / ICP PDS Recovery Noncompliance
K = ICP Interference - includes ICS % R Noncompliance
L = Instrument Calibration Range Exceedance
M = Sample Preservation Noncompliance
N = Internal Standard Noncompliance
N01 = Internal Standard Recovery Noncompliance Dioxins
N02 = Recovery Standard Noncompliance Dioxins
N03 = Clean-up Standard Noncompliance Dioxins
O - Poor Instrument Performance (e.g. base-line drifting)
P = Uncertainty near detection limit (< 2 x IDL for inorganics and <CRQL for organics)
Q = Other problems (can encompass a number of issues; e.g. chromatography,interferences, etc.)
R = Surrogates Recovery Noncompliance
S = Pesticide/PCB Resolution
T = % Breakdown Noncompliance for DOT and Endrin
U = % Difference between columns/detectors >25% for positive results determined via GC/HPLC
V = Non-linear calibrations; correlation coefficient r < 0.995
W = EMPC result
X = Signal to noise response drop
Y = Percent solids <30%
Z = Uncertainty at 2 sigma deviation is greater than sample activity

PROJ_NO: 01596

SDG: 9A15128 MEDIA: WATER DATA FRACTION: M

nsample	MW30 DEEP-011409
samp_date	1/14/2009
lab_id	A9A150128003
qc_type	NM
units	UG/L
Pct_Solids	
DUP_OF:	

Parameter	Result	Val Qual	Qual Code
ANTIMONY	0.13	B	A
ARSENIC	0.19		
BARIUM	12.5		
BERYLLIUM	0.063	B	A
CADMIUM	0.024	B	A
CHROMIUM	0.99		
COBALT	4.3		
COPPER	1.2	B	A
IRON	497		
LEAD	0.061	UL	C
MANGANESE	86.7		
MERCURY	0.10	U	
MOLYBDENUM	0.92		
NICKEL	8.2		
SELENIUM	0.12	B	A
SILVER	0.013	U	
THALLIUM	0.11	U	
VANADIUM	0.82	B	A
ZINC	8.2	B	A

nsample	MW31 DEEP-011409
samp_date	1/14/2009
lab_id	A9A150128002
qc_type	NM
units	UG/L
Pct_Solids	
DUP_OF:	

Parameter	Result	Val Qual	Qual Code
ANTIMONY	0.67	L	D
ARSENIC	14.6		
BARIUM	278		
BERYLLIUM	3.8		
CADMIUM	0.24		
CHROMIUM	42.8		
COBALT	6.4		
COPPER	20.4		
IRON	24400		
LEAD	46.9		
MANGANESE	390		
MERCURY	0.1	U	
MOLYBDENUM	11		
NICKEL	19.7		
SELENIUM	2.7		
SILVER	0.11	B	A
THALLIUM	0.18		
VANADIUM	52.6		
ZINC	88.5		

PROJ_NO: 01596

SDG: 9A15128 MEDIA: WATER DATA FRACTION: MF

nsample	MW31 DEEP-011409-A
samp_date	1/14/2009
lab_id	A9A150128002
qc_type	NM
units	UG/L
Pct_Solids	
DUP_OF:	

Parameter	Result	Val Qual	Qual Code
ANTIMONY	0.61		
ARSENIC	2.6		
BARIUM	16.8		
BERYLLIUM	0.018	U	
CADMIUM	0.017	U	
CHROMIUM	0.35	B	A
COBALT	0.012	U	
COPPER	1.1	B	A
IRON	8.1	UL	C
LEAD	0.061	UL	C
MANGANESE	10.2		
MERCURY	0.10	U	
MOLYBDENUM	12.4		
NICKEL	0.47		
SELENIUM	0.8		
SILVER	0.013	U	
THALLIUM	0.11	U	
VANADIUM	1.9	B	A
ZINC	4.2	B	A

APPENDIX B
RESULTS AS REPORTED BY THE LABORATORY

Tetra Tech NUS, Inc

Client Sample ID: MW30 DEEP-011409

TOTAL Metals

Lot-Sample #...: A9A150128-003 Matrix.....: WG
Date Sampled...: 01/14/09 15:41 Date Received..: 01/15/09

PARAMETER	RESULT	REPORTING LIMIT	UNITS	METHOD	PREPARATION-ANALYSIS DATE	WORK ORDER #
Prep Batch #...: 9020012						
Silver	ND	1.0	ug/L	SW846 6020	01/20-01/21/09	K5T1E1AQ
		Dilution Factor: 1		Analysis Time..: 09:48	Analyst ID.....: 001637	
		Instrument ID..: I8		MDL.....: 0.013		
Arsenic	0.19 B	5.0	ug/L	SW846 6020	01/20-01/21/09	K5T1E1AC
		Dilution Factor: 1		Analysis Time..: 09:48	Analyst ID.....: 001637	
		Instrument ID..: I8		MDL.....: 0.16		
Barium	12.5 J	1.0	ug/L	SW846 6020	01/20-01/21/09	K5T1E1AD
		Dilution Factor: 1		Analysis Time..: 09:48	Analyst ID.....: 001637	
		Instrument ID..: I8		MDL.....: 0.030		
Beryllium	0.063 B	1.0	ug/L	SW846 6020	01/20-01/21/09	K5T1E1AE
		Dilution Factor: 1		Analysis Time..: 09:48	Analyst ID.....: 001637	
		Instrument ID..: I8		MDL.....: 0.018		
Cadmium	0.024 B	1.0	ug/L	SW846 6020	01/20-01/21/09	K5T1E1AF
		Dilution Factor: 1		Analysis Time..: 09:48	Analyst ID.....: 001637	
		Instrument ID..: I8		MDL.....: 0.017		
Cobalt	4.3	1.0	ug/L	SW846 6020	01/20-01/21/09	K5T1E1AG
		Dilution Factor: 1		Analysis Time..: 09:48	Analyst ID.....: 001637	
		Instrument ID..: I8		MDL.....: 0.012		
Chromium	0.99 B,J	2.0	ug/L	SW846 6020	01/20-01/21/09	K5T1E1AV
		Dilution Factor: 1		Analysis Time..: 09:48	Analyst ID.....: 001637	
		Instrument ID..: I8		MDL.....: 0.070		
Copper	1.2 B,J	2.0	ug/L	SW846 6020	01/20-01/21/09	K5T1E1AH
		Dilution Factor: 1		Analysis Time..: 09:48	Analyst ID.....: 001637	
		Instrument ID..: I8		MDL.....: 0.056		
Iron	497	50.0	ug/L	SW846 6020	01/20-01/21/09	K5T1E1AJ
		Dilution Factor: 1		Analysis Time..: 09:48	Analyst ID.....: 001637	
		Instrument ID..: I8		MDL.....: 8.1		
Manganese	86.7 J	1.0	ug/L	SW846 6020	01/20-01/21/09	K5T1E1AL
		Dilution Factor: 1		Analysis Time..: 09:48	Analyst ID.....: 001637	
		Instrument ID..: I8		MDL.....: 0.14		

(Continued on next page)

Tetra Tech NUS, Inc

Client Sample ID: MW30 DEEP-011409

TOTAL Metals

Lot-Sample #...: A9A150128-003 Matrix.....: WG

PARAMETER	RESULT	REPORTING LIMIT	UNITS	METHOD	PREPARATION-ANALYSIS DATE	WORK ORDER #
Molybdenum	0.92 B	2.0	ug/L	SW846 6020	01/20-01/21/09	K5T1E1AM
		Dilution Factor: 1		Analysis Time..: 09:48	Analyst ID.....: 001637	
		Instrument ID..: I8		MDL.....: 0.17		
Nickel	8.2	2.0	ug/L	SW846 6020	01/20-01/21/09	K5T1E1AN
		Dilution Factor: 1		Analysis Time..: 09:48	Analyst ID.....: 001637	
		Instrument ID..: I8		MDL.....: 0.063		
Lead	ND	1.0	ug/L	SW846 6020	01/20-01/21/09	K5T1E1AK
		Dilution Factor: 1		Analysis Time..: 09:48	Analyst ID.....: 001637	
		Instrument ID..: I8		MDL.....: 0.061		
Antimony	0.13 B,J	2.0	ug/L	SW846 6020	01/20-01/21/09	K5T1E1AA
		Dilution Factor: 1		Analysis Time..: 09:48	Analyst ID.....: 001637	
		Instrument ID..: I8		MDL.....: 0.050		
Selenium	0.12 B	5.0	ug/L	SW846 6020	01/20-01/21/09	K5T1E1AP
		Dilution Factor: 1		Analysis Time..: 09:48	Analyst ID.....: 001637	
		Instrument ID..: I8		MDL.....: 0.12		
Thallium	ND	1.0	ug/L	SW846 6020	01/20-01/21/09	K5T1E1AR
		Dilution Factor: 1		Analysis Time..: 09:48	Analyst ID.....: 001637	
		Instrument ID..: I8		MDL.....: 0.11		
Vanadium	0.82 B	20.0	ug/L	SW846 6020	01/20-01/21/09	K5T1E1AT
		Dilution Factor: 1		Analysis Time..: 09:48	Analyst ID.....: 001637	
		Instrument ID..: I8		MDL.....: 0.28		
Zinc	8.2 B,J	20.0	ug/L	SW846 6020	01/20-01/21/09	K5T1E1AU
		Dilution Factor: 1		Analysis Time..: 09:48	Analyst ID.....: 001637	
		Instrument ID..: I8		MDL.....: 0.66		
Mercury	ND	0.20	ug/L	SW846 7470A	01/20/09	K5T1E1AW
		Dilution Factor: 1		Analysis Time..: 12:25	Analyst ID.....: 001637	
		Instrument ID..: H1		MDL.....: 0.10		

NOTE(S):

B Estimated result. Result is less than RL.

J Method blank contamination. The associated method blank contains the target analyte at a reportable level.

Tetra Tech NUS, Inc

Client Sample ID: MW31 DEEP-011409

TOTAL Metals

Lot-Sample #...: A9A150128-002 Matrix.....: WG
Date Sampled...: 01/14/09 11:49 Date Received..: 01/15/09

PARAMETER	RESULT	REPORTING LIMIT	UNITS	METHOD	PREPARATION-ANALYSIS DATE	WORK ORDER #
Prep Batch #...: 9020012						
Silver	0.11 B	1.0	ug/L	SW846 6020	01/20-01/21/09	K5T011AQ
		Dilution Factor: 1		Analysis Time..: 09:30	Analyst ID.....: 001637	
		Instrument ID..: I8		MDL.....: 0.013		
Arsenic	14.6	5.0	ug/L	SW846 6020	01/20-01/21/09	K5T011AC
		Dilution Factor: 1		Analysis Time..: 09:30	Analyst ID.....: 001637	
		Instrument ID..: I8		MDL.....: 0.16		
Barium	278 J	1.0	ug/L	SW846 6020	01/20-01/21/09	K5T011AD
		Dilution Factor: 1		Analysis Time..: 09:30	Analyst ID.....: 001637	
		Instrument ID..: I8		MDL.....: 0.030		
Beryllium	3.8	1.0	ug/L	SW846 6020	01/20-01/21/09	K5T011AE
		Dilution Factor: 1		Analysis Time..: 09:30	Analyst ID.....: 001637	
		Instrument ID..: I8		MDL.....: 0.018		
Cadmium	0.24 B	1.0	ug/L	SW846 6020	01/20-01/21/09	K5T011AF
		Dilution Factor: 1		Analysis Time..: 09:30	Analyst ID.....: 001637	
		Instrument ID..: I8		MDL.....: 0.017		
Cobalt	6.4	1.0	ug/L	SW846 6020	01/20-01/21/09	K5T011AG
		Dilution Factor: 1		Analysis Time..: 09:30	Analyst ID.....: 001637	
		Instrument ID..: I8		MDL.....: 0.012		
Chromium	42.8 J	2.0	ug/L	SW846 6020	01/20-01/21/09	K5T011AV
		Dilution Factor: 1		Analysis Time..: 09:30	Analyst ID.....: 001637	
		Instrument ID..: I8		MDL.....: 0.070		
Copper	20.4 J	2.0	ug/L	SW846 6020	01/20-01/21/09	K5T011AH
		Dilution Factor: 1		Analysis Time..: 09:30	Analyst ID.....: 001637	
		Instrument ID..: I8		MDL.....: 0.056		
Iron	24400	50.0	ug/L	SW846 6020	01/20-01/21/09	K5T011AJ
		Dilution Factor: 1		Analysis Time..: 09:30	Analyst ID.....: 001637	
		Instrument ID..: I8		MDL.....: 8.1		
Manganese	390 J	1.0	ug/L	SW846 6020	01/20-01/21/09	K5T011AL
		Dilution Factor: 1		Analysis Time..: 09:30	Analyst ID.....: 001637	
		Instrument ID..: I8		MDL.....: 0.14		

(Continued on next page)

Tetra Tech NUS, Inc

Client Sample ID: MW31 DEEP-011409

TOTAL Metals

Lot-Sample #...: A9A150128-002 Matrix.....: WG

PARAMETER	RESULT	REPORTING LIMIT	UNITS	METHOD	PREPARATION-ANALYSIS DATE	WORK ORDER #
Molybdenum	11.0	2.0	ug/L	SW846 6020	01/20-01/21/09	K5T011AM
		Dilution Factor: 1		Analysis Time..: 09:30	Analyst ID.....: 001637	
		Instrument ID..: I8		MDL.....: 0.17		
Nickel	19.7	2.0	ug/L	SW846 6020	01/20-01/21/09	K5T011AN
		Dilution Factor: 1		Analysis Time..: 09:30	Analyst ID.....: 001637	
		Instrument ID..: I8		MDL.....: 0.063		
Lead	46.9	1.0	ug/L	SW846 6020	01/20-01/21/09	K5T011AK
		Dilution Factor: 1		Analysis Time..: 09:30	Analyst ID.....: 001637	
		Instrument ID..: I8		MDL.....: 0.061		
Antimony	0.67 B,J	2.0	ug/L	SW846 6020	01/20-01/21/09	K5T011AA
		Dilution Factor: 1		Analysis Time..: 09:30	Analyst ID.....: 001637	
		Instrument ID..: I8		MDL.....: 0.050		
Selenium	2.7 B	5.0	ug/L	SW846 6020	01/20-01/21/09	K5T011AP
		Dilution Factor: 1		Analysis Time..: 09:30	Analyst ID.....: 001637	
		Instrument ID..: I8		MDL.....: 0.12		
Thallium	0.18 B	1.0	ug/L	SW846 6020	01/20-01/21/09	K5T011AR
		Dilution Factor: 1		Analysis Time..: 09:30	Analyst ID.....: 001637	
		Instrument ID..: I8		MDL.....: 0.11		
Vanadium	52.6	20.0	ug/L	SW846 6020	01/20-01/21/09	K5T011AT
		Dilution Factor: 1		Analysis Time..: 09:30	Analyst ID.....: 001637	
		Instrument ID..: I8		MDL.....: 0.28		
Zinc	88.5 J	20.0	ug/L	SW846 6020	01/20-01/21/09	K5T011AU
		Dilution Factor: 1		Analysis Time..: 09:30	Analyst ID.....: 001637	
		Instrument ID..: I8		MDL.....: 0.66		
Mercury	ND	0.20	ug/L	SW846 7470A	01/20/09	K5T011AW
		Dilution Factor: 1		Analysis Time..: 11:48	Analyst ID.....: 001637	
		Instrument ID..: H1		MDL.....: 0.10		

NOTE(S):

B Estimated result. Result is less than RL.

J Method blank contamination. The associated method blank contains the target analyte at a reportable level.

Tetra Tech NUS, Inc

Client Sample ID: MW31 DEEP-011409

DISSOLVED Metals

Lot-Sample #...: A9A150128-002
Date Sampled...: 01/14/09 11:49 Date Received..: 01/15/09
Matrix.....: WG

PARAMETER	RESULT	REPORTING LIMIT	UNITS	METHOD	PREPARATION-ANALYSIS DATE	WORK ORDER #
Prep Batch #...: 9020012						
Silver	ND	1.0	ug/L	SW846 6020	01/20-01/21/09	K5T011CD
		Dilution Factor: 1		Analysis Time..: 09:44	Analyst ID.....: 001637	
		Instrument ID..: I8		MDL.....: 0.013		
Arsenic	**2.6 B**	**5.0**	**ug/L**	**SW846 6020**	**01/20-01/21/09**	**K5T011A0**
		Dilution Factor: 1		Analysis Time..: 09:44	Analyst ID.....: 001637	
		Instrument ID..: I8		MDL.....: 0.16		
Barium	**16.8 J**	**1.0**	**ug/L**	**SW846 6020**	**01/20-01/21/09**	**K5T011A1**
		Dilution Factor: 1		Analysis Time..: 09:44	Analyst ID.....: 001637	
		Instrument ID..: I8		MDL.....: 0.030		
Beryllium	ND	1.0	ug/L	SW846 6020	01/20-01/21/09	K5T011A2
		Dilution Factor: 1		Analysis Time..: 09:44	Analyst ID.....: 001637	
		Instrument ID..: I8		MDL.....: 0.018		
Cadmium	ND	1.0	ug/L	SW846 6020	01/20-01/21/09	K5T011A3
		Dilution Factor: 1		Analysis Time..: 09:44	Analyst ID.....: 001637	
		Instrument ID..: I8		MDL.....: 0.017		
Cobalt	ND	1.0	ug/L	SW846 6020	01/20-01/21/09	K5T011A4
		Dilution Factor: 1		Analysis Time..: 09:44	Analyst ID.....: 001637	
		Instrument ID..: I8		MDL.....: 0.012		
Chromium	**0.35 B,J**	**2.0**	**ug/L**	**SW846 6020**	**01/20-01/21/09**	**K5T011CH**
		Dilution Factor: 1		Analysis Time..: 09:44	Analyst ID.....: 001637	
		Instrument ID..: I8		MDL.....: 0.070		
Copper	**1.1 B,J**	**2.0**	**ug/L**	**SW846 6020**	**01/20-01/21/09**	**K5T011A5**
		Dilution Factor: 1		Analysis Time..: 09:44	Analyst ID.....: 001637	
		Instrument ID..: I8		MDL.....: 0.056		
Iron	ND	50.0	ug/L	SW846 6020	01/20-01/21/09	K5T011A6
		Dilution Factor: 1		Analysis Time..: 09:44	Analyst ID.....: 001637	
		Instrument ID..: I8		MDL.....: 8.1		
Manganese	**10.2 J**	**1.0**	**ug/L**	**SW846 6020**	**01/20-01/21/09**	**K5T011A8**
		Dilution Factor: 1		Analysis Time..: 09:44	Analyst ID.....: 001637	
		Instrument ID..: I8		MDL.....: 0.14		

(Continued on next page)

Tetra Tech NUS, Inc

Client Sample ID: MW31 DEEP-011409

DISSOLVED Metals

Lot-Sample #...: A9A150128-002 Matrix.....: WG

PARAMETER	RESULT	REPORTING LIMIT	UNITS	METHOD	PREPARATION-ANALYSIS DATE	WORK ORDER #
Molybdenum	12.4	2.0	ug/L	SW846 6020	01/20-01/21/09	K5T011A9
		Dilution Factor: 1		Analysis Time..: 09:44	Analyst ID.....: 001637	
		Instrument ID..: I8		MDL.....: 0.17		
Nickel	0.47 B	2.0	ug/L	SW846 6020	01/20-01/21/09	K5T011CA
		Dilution Factor: 1		Analysis Time..: 09:44	Analyst ID.....: 001637	
		Instrument ID..: I8		MDL.....: 0.063		
Lead	ND	1.0	ug/L	SW846 6020	01/20-01/21/09	K5T011A7
		Dilution Factor: 1		Analysis Time..: 09:44	Analyst ID.....: 001637	
		Instrument ID..: I8		MDL.....: 0.061		
Antimony	0.61 B,J	2.0	ug/L	SW846 6020	01/20-01/21/09	K5T011AX
		Dilution Factor: 1		Analysis Time..: 09:44	Analyst ID.....: 001637	
		Instrument ID..: I8		MDL.....: 0.050		
Selenium	0.80 B	5.0	ug/L	SW846 6020	01/20-01/21/09	K5T011CC
		Dilution Factor: 1		Analysis Time..: 09:44	Analyst ID.....: 001637	
		Instrument ID..: I8		MDL.....: 0.12		
Thallium	ND	1.0	ug/L	SW846 6020	01/20-01/21/09	K5T011CE
		Dilution Factor: 1		Analysis Time..: 09:44	Analyst ID.....: 001637	
		Instrument ID..: I8		MDL.....: 0.11		
Vanadium	1.9 B	20.0	ug/L	SW846 6020	01/20-01/21/09	K5T011CF
		Dilution Factor: 1		Analysis Time..: 09:44	Analyst ID.....: 001637	
		Instrument ID..: I8		MDL.....: 0.28		
Zinc	4.2 B,J	20.0	ug/L	SW846 6020	01/20-01/21/09	K5T011CG
		Dilution Factor: 1		Analysis Time..: 09:44	Analyst ID.....: 001637	
		Instrument ID..: I8		MDL.....: 0.66		
Mercury	ND	0.20	ug/L	SW846 7470A	01/20/09	K5T011CJ
		Dilution Factor: 1		Analysis Time..: 11:53	Analyst ID.....: 001637	
		Instrument ID..: H1		MDL.....: 0.10		

NOTE(S):

B Estimated result. Result is less than RL.

J Method blank contamination. The associated method blank contains the target analyte at a reportable level.

APPENDIX C
SUPPORT DOCUMENTATION

CASE NARRATIVE

9A15128

The following report contains the analytical results for two water samples and one quality control sample submitted to TestAmerica North Canton by TetraTech NUS, Inc. from the Martin State Airport Site. The samples were received January 15, 2009, according to documented sample acceptance procedures.

This SDG consists of (1) laboratory ID's: A9A150128.

TestAmerica utilizes USEPA approved methods in all analytical work. The samples presented in this report were analyzed for the parameter(s) listed on the analytical methods summary page in accordance with the method(s) indicated. Preliminary results were provided to Michael Martin, and Tobrena Skeen on January 29, 2009. A summary of QC data for these analyses is included at the back of the report.

TestAmerica North Canton attests to the validity of the laboratory data generated by TestAmerica facilities reported herein. All analyses performed by TestAmerica facilities were done using established laboratory SOPs that incorporate QA/QC procedures described in the applicable methods. TestAmerica's operations groups have reviewed the data for compliance with the laboratory QA/QC plan, and data have been found to be compliant with laboratory protocols unless otherwise noted below.

Any reference within this document to Severn Trent Laboratories, Inc. or STL, should be understood to refer to TestAmerica Laboratories, Inc. (formerly known as Severn Trent Laboratories, Inc.)

The test results in this report meet all NELAP requirements for parameters for which accreditation is required or available. Any exceptions to NELAP requirements are noted in this report. Pursuant to NELAP, this report may not be reproduced, except in full, without the written approval of the laboratory.

Please refer to the Quality Control Elements Narrative following this case narrative for additional quality control information.

If you have any questions, please call the Project Manager, Patrick J. O'Meara, at 330-497-9396.

This report is sequentially paginated. The final page of the report is labeled as "END OF REPORT."

CASE NARRATIVE (continued)

SUPPLEMENTAL QC INFORMATION

SAMPLE RECEIVING

The temperature of the cooler upon sample receipt was 1.6°C.

GC/MS VOLATILES

The sample(s) that contained concentrations of target analyte(s) at a reportable level in the associated Method Blank(s) were flagged with "B". All target analytes in the Method Blank must be below the reporting limit (RL) or the associated sample(s) must be ND with the exception of common laboratory contaminants.

The sample(s) that contain results between the MDL and the RL were flagged with "J". There is a possibility of false positive or mis-identification at these quantitation levels. In analytical methods requiring confirmation of the analyte reported, confirmation was performed only down to the standard reporting limit (SRL). The acceptance criteria for QC samples may not be met at these quantitation levels.

2-Chloroethyl vinyl ether cannot be reliably recovered in an acid preserved sample.

GC/MS SEMIVOLATILES

The sample(s) that contained concentrations of target analyte(s) at a reportable level in the associated Method Blank(s) were flagged with "B". All target analytes in the Method Blank must be below the reporting limit (RL) or the associated sample(s) must be ND with the exception of common laboratory contaminants.

The sample(s) that contain results between the MDL and the RL were flagged with "J". There is a possibility of false positive or mis-identification at these quantitation levels. In analytical methods requiring confirmation of the analyte reported, confirmation was performed only down to the standard reporting limit (SRL). The acceptance criteria for QC samples may not be met at these quantitation levels.

METALS

The sample(s) that contain results between the MDL and the RL were flagged with "B". There is the possibility of false positive or mis-identification at these quantitation levels. The acceptance criteria for the ICB, CCB, and Method Blank are +/- the standard reporting limit (SRL).

The sample(s) that contained concentrations of target analyte(s) at a reportable level in the associated Method Blank(s) were flagged with "J". Refer to the sample report pages for the affected analyte(s).

CASE NARRATIVE (continued)

METALS (continued)

The matrix spike/matrix spike duplicate(s) for MW31 DEEP-011409 had recoveries outside acceptance limits. However, since the associated method blank(s) and laboratory control sample(s) were in control, no corrective action was necessary.

No ICP MS Form IX was provided for batch(es) 9020012. The serial dilution was performed on a different sample from the same QC batch(es).

The sample duplicate RPD was outside the acceptance limits for some analytes. The result is less than five times the reporting limit; therefore, no corrective action is required. Refer to the sample duplicate report for RPDS that exceed 20%.

ANALYTICAL METHODS SUMMARY

9A15128

PARAMETER	ANALYTICAL METHOD
ICP-MS (6020)	SW846 6020
Mercury in Liquid Waste (Manual Cold-Vapor)	SW846 7470A
Semivolatile Organic Compounds by GC/MS	SW846 8270C
Volatile Organics by GC/MS	SW846 8260B

References:

SW846 "Test Methods for Evaluating Solid Waste, Physical/Chemical Methods", Third Edition, November 1986 and its updates.

Chain of Custody Record

Temperature on Receipt _____

Drinking Water? Yes ☐ No ☐

TestAmerica
THE LEADER IN ENVIRONMENTAL TESTING

TAL-4124 (1007)

Client	Project Manager	Date	Chain of Custody Number
Tetra Tech NUS	Tony Apanavage	1-14-09	114070
Address	**Telephone Number (Area Code)/Fax Number**	**Lab Number**	**Page** 1 of 1
20251 Century Blvd STE 200	(301) 528-3021		
City / **State** / **Zip Code**	**Site Contact**	**Lab Contact**	
Germantown / MD / 20874	Walt Payne	Pat O'meara	
Project Name and Location (State)	**Carrier/Waybill Number**		
Martin State Airport			
Contract/Purchase Order/Quote No.			

Sample I.D. No. and Description (Containers for each sample may be combined on one line)	Date	Time	Matrix: Air	Aqueous	Sed.	Soil	Containers & Preservatives: Unpres.	H2SO4	HNO3	HCl	NaOH	ZnAc/NaOH	Analysis: VOCs	TAL metals	SVOCs	Diss metals	Special Instructions/ Conditions of Receipt
TB-011409	1-14-09	0730		X									X				
MW31 Dccp - 011409	↓	1149		X			X		X	X			X	X	X	X	~~Matrix~~ MW31 Dup need metals Filter.
MW30 Dccp 011409		1541		X			X		X	X			X	X	X		

Possible Hazard Identification
☐ Non-Hazard ☐ Flammable ☐ Skin Irritant ☐ Poison B ☐ Unknown

Sample Disposal
☐ Return To Client ☐ Disposal By Lab ☐ Archive For _____ Months (A fee may be assessed if samples are retained longer than 1 month)

Turn Around Time Required
☐ 24 Hours ☐ 48 Hours ☐ 7 Days ☐ 14 Days ☐ 21 Days ☐ Other _____

QC Requirements (Specify)

	Date	Time		Date	Time
1. Relinquished By: Walter Payne	1-14-09	1700	1. Received By: TESTAMERICA	15JAN09	1040
2. Relinquished By			2. Received By		
3. Relinquished By			3. Received By		

Comments

DISTRIBUTION: WHITE - Returned to Client with Report; CANARY - Stays with the Sample; PINK - Field Copy

North Canton

16

HOLDTIME

SDG 9A15128

SORT	UNITS	NSAMPLE	LAB_ID	QC_TYPE	SAMP_DATE	EXTR_DATE	ANAL_DATE	SMP_EXTR	EXTR_ANL	SMP_ANL
HG	UG/L	MW31 DEEP-011409	A9A150128002	NM	1/14/2009	1/20/2009	1/20/2009	6	0	6
HG	UG/L	MW30 DEEP-011409	A9A150128003	NM	1/14/2009	1/20/2009	1/20/2009	6	0	6
M	UG/L	MW31 DEEP-011409	A9A150128002	NM	1/14/2009	1/20/2009	1/21/2009	6	1	7
M	UG/L	MW30 DEEP-011409	A9A150128003	NM	1/14/2009	1/20/2009	1/21/2009	6	1	7
OS	%	MW31 DEEP-011409	A9A150128002	NM	1/14/2009	1/16/2009	1/20/2009	2	4	6
OS	%	MW30 DEEP-011409	A9A150128003	NM	1/14/2009	1/16/2009	1/20/2009	2	4	6
OS	UG/L	MW31 DEEP-011409	A9A150128002	NM	1/14/2009	1/16/2009	1/20/2009	2	4	6
OS	UG/L	MW30 DEEP-011409	A9A150128003	NM	1/14/2009	1/16/2009	1/20/2009	2	4	6
OV	%	MW31 DEEP-011409	A9A150128002	NM	1/14/2009	1/26/2009	1/26/2009	12	0	12
OV	%	MW30 DEEP-011409	A9A150128003	NM	1/14/2009	1/27/2009	1/27/2009	13	0	13
OV	UG/L	MW31 DEEP-011409	A9A150128002	NM	1/14/2009	1/26/2009	1/26/2009	12	0	12
OV	UG/L	MW30 DEEP-011409	A9A150128003	NM	1/14/2009	1/27/2009	1/27/2009	13	0	13

TestAmerica North Canton

Metals Data Reporting Form

Initial Calibration Verification Standard

Instrument: CVAA **Units:** ug/L

Chart Number: hg10120a.prn **Acceptable Range:** 90% - 110%

Standard Source: Ultra **Standard ID:**

Element	WL/ Mass	True Conc	Ck5ICV 01/20/09 6:10 AM Found	% Rec	Found	% Rec	Found	% Rec	Found	% Rec	Found	% Rec
Mercury	253.7	2.5	2.49	**99.5**								

TestAmerica North Canton

Metals Data Reporting Form

Continuing Calibration Verification

Instrument: CVAA **Units:** ug/L

Chart Number: hg10120a.prn **Acceptable Range:** 80% - 120%

Standard Source: Ultra **Standard ID:**

Element	WL/ Mass	True Conc	Ck2CCV 01/20/09 6:14 AM Found	% Rec	Ck2CCV 01/20/09 6:28 AM Found	% Rec	Ck2CCV 01/20/09 6:43 AM Found	% Rec	Ck2CCV 01/20/09 6:57 AM Found	% Rec	Ck2CCV 01/20/09 7:11 AM Found	% Rec
Mercury	253.7	5.0	4.95	**99.0**	5.13	**102.5**	5.22	**104.5**	5.21	**104.2**	5.38	**107.6**

TestAmerica North Canton

Metals Data Reporting Form

Continuing Calibration Verification

Instrument: CVAA **Units:** ug/L

Chart Number: hg10120a.prn **Acceptable Range:** 80% - 120%

Standard Source: Ultra **Standard ID:**

Element	WL/ Mass	True Conc	Ck2CCV 01/20/09 7:20 AM Found	% Rec	Ck2CCV 01/20/09 11:23 AM Found	% Rec	Ck2CCV 01/20/09 11:37 AM Found	% Rec	Ck2CCV 01/20/09 11:51 AM Found	% Rec	Ck2CCV 01/20/09 12:29 PM Found	% Rec
Mercury	253.7	5.0	5.50	**110.1**	5.57	**111.3**	5.50	**110.0**	5.60	**112.0**	5.50	**110.1**

TestAmerica North Canton

Metals Data Reporting Form

Initial Calibration Verification Standard

Instrument: ICPMS **Units:** ug/L

Chart Number: I80121A.csv **Acceptable Range:** 90% - 110%

Standard Source: _____ **Standard ID:** _____

Element	WL/ Mass	True Conc	ICV 01/21/09 7:50 AM Found	% Rec	Found	% Rec	Found	% Rec	Found	% Rec	Found	% Rec
Antimony	121	80.0	81.20	**101.5**								
Arsenic	75	80.0	81.45	**101.8**								
Barium	137	80.0	79.11	**98.9**								
Beryllium	9	80.0	79.99	**100.0**								
Cadmium	111	80.0	82.10	**102.6**								
Chromium	52	80.0	81.06	**101.3**								
Cobalt	59	80.0	80.94	**101.2**								
Copper	65	80.0	84.47	**105.6**								
Iron	56	20000.0	20230.00	**101.2**								
Lead	208	80.0	78.65	**98.3**								
Manganese	55	400.0	409.20	**102.3**								
Molybdenum	95	80.0	82.95	**103.7**								
Nickel	60	80.0	82.65	**103.3**								
Selenium	78	80.0	81.37	**101.7**								
Silver	107	80.0	83.27	**104.1**								
Thallium	205	80.0	79.60	**99.5**								
Vanadium	51	80.0	81.37	**101.7**								
Zinc	66	80.0	85.72	**107.2**								

TestAmerica North Canton

Metals Data Reporting Form

Continuing Calibration Verification

Instrument: ICPMS **Units:** ug/L

Chart Number: I80121A.csv **Acceptable Range:** 90% - 110%

Standard Source: _____ **Standard ID:** _____

Element	WL/ Mass	True Conc	CCV 01/21/09 8:14 AM Found	% Rec	CCV 1 01/21/09 9:09 AM Found	% Rec	CCV 2 01/21/09 10:04 AM Found	% Rec				
									Found	% Rec	Found	% Rec
Antimony	121	100.0	99.07	**99.1**	99.36	**99.4**	99.94	**99.9**				
Arsenic	75	100.0	100.93	**100.9**	100.50	**100.5**	101.27	**101.3**				
Barium	137	100.0	98.21	**98.2**	97.21	**97.2**	98.46	**98.5**				
Beryllium	9	100.0	99.88	**99.9**	100.45	**100.4**	101.27	**101.3**				
Cadmium	111	100.0	102.47	**102.5**	100.89	**100.9**	101.80	**101.8**				
Chromium	52	100.0	101.03	**101.0**	100.09	**100.1**	101.43	**101.4**				
Cobalt	59	100.0	100.67	**100.7**	99.72	**99.7**	101.47	**101.5**				
Copper	65	100.0	103.70	**103.7**	103.17	**103.2**	102.70	**102.7**				
Iron	56	25000.0	25286.67	**101.1**	25076.67	**100.3**	25750.00	**103.0**				
Lead	208	100.0	97.55	**97.6**	96.68	**96.7**	96.68	**96.7**				
Manganese	55	500.0	500.30	**100.1**	490.90	**98.2**	500.10	**100.0**				
Molybdenum	95	100.0	104.07	**104.1**	101.53	**101.5**	102.37	**102.4**				
Nickel	60	100.0	101.60	**101.6**	101.47	**101.5**	102.13	**102.1**				
Selenium	78	100.0	102.73	**102.7**	100.67	**100.7**	102.60	**102.6**				
Silver	107	100.0	102.67	**102.7**	101.83	**101.8**	101.90	**101.9**				
Thallium	205	100.0	98.46	**98.5**	96.40	**96.4**	96.84	**96.8**				
Vanadium	51	100.0	99.53	**99.5**	99.23	**99.2**	100.33	**100.3**				
Zinc	66	100.0	103.37	**103.4**	101.30	**101.3**	102.60	**102.6**				

TestAmerica North Canton

Metals Data Reporting Form

Contract Required Detection Limit Standard

Instrument: CVAA **Units:** ug/L

Chart Number: hg10120a.prn **Acceptable Range:** 50% - 150%

Standard Source: Ultra **Standard ID:**

Element	WL/ Mass	True Conc	Ck3CRA\MRL 01/20/09 6:13 AM Found	% Rec	Found	% Rec	Found	% Rec	Found	% Rec	Found	% Rec
Mercury	253.7	0.2	0.16	79.9								

TestAmerica North Canton

Metals Data Reporting Form

Contract Required Detection Limit Standard

Instrument: ICPMS **Units:** ug/L

Chart Number: I80121A.csv **Acceptable Range:** 50% - 150%

Standard Source: _____ **Standard ID:** _____

Element	WL/ Mass	True Conc	CRI 01/21/09 8:00 AM Found	% Rec	Found	% Rec	Found	% Rec	Found	% Rec	Found	% Rec
Antimony	121	2.0	1.96	**98.2**								
Arsenic	75	2.0	1.84	**91.9**								
Barium	137	1.0	0.85	**85.1**								
Beryllium	9	1.0	0.97	**97.2**								
Cadmium	111	0.5	0.48	**95.5**								
Chromium	52	2.0	1.90	**94.9**								
Cobalt	59	1.0	0.95	**95.0**								
Copper	65	2.0	2.10	**105.0**								
Iron	56	20.0	17.00	**85.0**								
Lead	208	1.0	0.84	**83.6**								
Manganese	55	1.0	1.03	**103.4**								
Molybdenu	95	10.0	9.54	**95.4**								
Nickel	60	2.0	1.96	**97.9**								
Selenium	78	2.0	2.18	**108.8**								
Silver	107	0.5	0.52	**103.3**								
Thallium	205	1.0	0.92	**91.6**								
Vanadium	51	5.0	5.05	**101.1**								
Zinc	66	10.0	10.46	**104.6**								

TestAmerica North Canton

Metals Data Reporting Form

Initial Calibration Blank Results

Instrument: CVAA **Units:** ug/L

Chart Number: hg10120a.prn

Standard Source: _____ **Standard ID:** _____

Element	WL/ Mass	Report Limit	Ck4ICB 01/20/09 6:12 AM Found	Q	Found	Q	Found	Q	Found	Q	Found	Q
Mercury	253.7	0.2	0.1	U								

TestAmerica North Canton

Metals Data Reporting Form

Continuing Calibration Blank Results

Instrument: CVAA **Units:** ug/L

Chart Number: hg10120a.prn

Standard Source: _____ **Standard ID:** _____

Element	WL/ Mass	Report Limit	Ck1CCB 01/20/09 6:15 AM Found	Q	Ck1CCB 01/20/09 6:29 AM Found	Q	Ck1CCB 01/20/09 6:44 AM Found	Q	Ck1CCB 01/20/09 6:58 AM Found	Q	Ck1CCB 01/20/09 7:12 AM Found	Q
Mercury	253.7	0.2	0.1	U	0.1	U	0.1	U	0.1	U	0.1	U

TestAmerica North Canton

Metals Data Reporting Form

Continuing Calibration Blank Results

Instrument: CVAA **Units:** ug/L

Chart Number: hg10120a.prn

Standard Source: _____ **Standard ID:** _____

Element	WL/ Mass	Report Limit	Ck1CCB 01/20/09 7:22 AM		Ck1CCB 01/20/09 11:24 AM		Ck1CCB 01/20/09 11:38 AM		Ck1CCB 01/20/09 11:52 AM		Ck1CCB 01/20/09 12:30 PM	
			Found	Q	Found	Q	Found	Q	Found	Q	Found	Q
Mercury	253.7	0.2	0.1	U	0.1	U	0.1	U	0.1	U	0.1	U

U Result is less than the IDL

B Result is between IDL and RL

TestAmerica North Canton

Metals Data Reporting Form

Initial Calibration Blank Results

Instrument: ICPMS **Units:** ug/L

Chart Number: I80121A.csv

Standard Source: _____ **Standard ID:** _____

Element	WL/ Mass	Report Limit	ICB 01/21/09 7:56 AM Found	Q	Found	Q	Found	Q	Found	Q	Found	Q
Antimony	121	2	0.05	U								
Arsenic	75	5	0.16	U								
Barium	137	1	0.03	U								
Beryllium	9	1	0.018	U								
Cadmium	111	1	0.017	U								
Chromium	52	2	0.07	U								
Cobalt	59	1	0.012	U								
Copper	65	2	0.056	U								
Iron	56	50	8.1	U								
Lead	208	1	0.061	U								
Manganese	55	1	0.14	U								
Molybdenum	95	2	0.17	U								
Nickel	60	2	0.063	U								
Selenium	78	5	0.12	U								
Silver	107	1	0.013	U								
Thallium	205	1	0.11	U								
Vanadium	51	20	0.28	U								
Zinc	66	20	0.66	U								

U Result is less than the IDL

B Result is between IDL and RL

Form 3 Equivalent

TestAmerica North Canton

Metals Data Reporting Form

Continuing Calibration Blank Results

Instrument: ICPMS **Units:** ug/L

Chart Number: I80121A.csv

Standard Source: _____ **Standard ID:** _____

Element	WL/ Mass	Report Limit	CCB 01/21/09 8:21 AM Found	Q	CCB 1 01/21/09 9:15 AM Found	Q	CCB 2 01/21/09 10:10 AM Found	Q	Found	Q	Found	Q
Antimony	121	2	0.05	U	0.05	U	**0.055**	**B**				
Arsenic	75	5	0.16	U	0.16	U	0.16	U				
Barium	137	1	0.03	U	0.03	U	0.03	U				
Beryllium	9	1	**0.02**	**B**	0.018	U	**0.027**	**B**				
Cadmium	111	1	0.017	U	0.017	U	**0.025**	**B**				
Chromium	52	2	0.07	U	0.07	U	0.07	U				
Cobalt	59	1	0.012	U	0.012	U	**0.017**	**B**				
Copper	65	2	0.056	U	0.056	U	0.056	U				
Iron	56	50	8.1	U	8.1	U	**9.9**	**B**				
Lead	208	1	0.061	U	0.061	U	0.061	U				
Manganese	55	1	0.14	U	0.14	U	**0.17**	**B**				
Molybdenum	95	2	0.17	U	0.17	U	0.17	U				
Nickel	60	2	**-0.069**	**B**	0.063	U	0.063	U				
Selenium	78	5	0.12	U	0.12	U	**0.12**	**B**				
Silver	107	1	0.013	U	**0.017**	**B**	**0.024**	**B**				
Thallium	205	1	0.11	U	0.11	U	0.11	U				
Vanadium	51	20	0.28	U	**0.38**	**B**	**0.29**	**B**				
Zinc	66	20	0.66	U	0.66	U	0.66	U				

U Result is less than the IDL

B Result is between IDL and RL

Form 3 Equivalent

TestAmerica North Canton

Metals Data Reporting Form

Interference Check Standard A

Instrument: ICPMS **Units:** ug/L

Chart Number: I80121A.csv **Acceptable Range:** 0% - 0%

Standard Source: _____ **Standard ID:** _____

Element	WL/ Mass	Reporting Limit	True Conc	ICSA 01/21/09 8:04 AM Found	Found	Found	Found	Found
Antimony	121	2		0.100				
Arsenic	75	5		0.058				
Barium	137	1		0.660				
Beryllium	9	1		-0.007				
Cadmium	111	1		-0.720				
Chromium	52	2		0.480				
Cobalt	59	1		0.029				
Copper	65	2		0.230				
Iron	56		50000	52000				
Lead	208	1		-0.063				
Manganese	55	1		1				
Molybdenum	95	2	1000	1030				
Nickel	60	2		0.250				
Selenium	78	5		0.120				
Silver	107	1		0.022				
Thallium	205	1		-0.021				
Vanadium	51	20		0.240				
Zinc	66	20		1				

U Result is less than the IDL

B Result is between IDL and RL

Form 4 Equivalent

TestAmerica North Canton

Metals Data Reporting Form

Interference Check Standard AB

Instrument: ICPMS **Units:** ug/L

Chart Number: I80121A.csv **Acceptable Range:** 50% - 150%

Standard Source: _____ **Standard ID:** _____

Element	WL/ Mass	True Conc	ICSAB 01/21/09 8:08 AM Found	% Rec	Found	% Rec	Found	% Rec	Found	% Rec	Found	% Rec
Antimony	121	100	100.5	**100.5**								
Arsenic	75	100	98.1	**98.1**								
Barium	137	100	99.4	**99.4**								
Beryllium	9	100	101.1	**101.1**								
Cadmium	111	100	101.6	**101.6**								
Chromium	52	100	101.0	**101.0**								
Cobalt	59	100	97.0	**97.0**								
Copper	65	100	99.9	**99.9**								
Iron	56	50000	51140.0	**102.3**								
Lead	208	100	100.0	**100.0**								
Manganese	55	100	107.2	**107.2**								
Molybdenum	95	1000	1116.7	**111.7**								
Nickel	60	100	99.6	**99.6**								
Selenium	78	100	100.0	**100.0**								
Silver	107	100	100.8	**100.8**								
Thallium	205	100	99.8	**99.8**								
Vanadium	51	100	100.8	**100.8**								
Zinc	66	100	103.1	**103.1**								

METHOD BLANK REPORT

TOTAL Metals

Client Lot #...: 9A15128 **Matrix.....:** WATER

PARAMETER	RESULT	REPORTING LIMIT	UNITS	METHOD	PREPARATION-ANALYSIS DATE	WORK ORDER #
MB Lot-Sample #: A9A200000-012 **Prep Batch #...:** 9020012						
Antimony	**0.051 B**	**2.0**	**ug/L**	**SW846 6020**	**01/20-01/21/09**	**K51FK1AA**
		Dilution Factor: 1				
		Analysis Time..: 09:19		Analyst ID.....: 001637	Instrument ID..: I8	
Arsenic	ND	5.0	ug/L	SW846 6020	01/20-01/21/09	K51FK1AC
		Dilution Factor: 1				
		Analysis Time..: 09:19		Analyst ID.....: 001637	Instrument ID..: I8	
Barium	**0.37 B**	**1.0**	**ug/L**	**SW846 6020**	**01/20-01/21/09**	**K51FK1AD**
		Dilution Factor: 1				
		Analysis Time..: 09:19		Analyst ID.....: 001637	Instrument ID..: I8	
Beryllium	ND	1.0	ug/L	SW846 6020	01/20-01/21/09	K51FK1AE
		Dilution Factor: 1				
		Analysis Time..: 09:19		Analyst ID.....: 001637	Instrument ID..: I8	
Cadmium	ND	1.0	ug/L	SW846 6020	01/20-01/21/09	K51FK1AF
		Dilution Factor: 1				
		Analysis Time..: 09:19		Analyst ID.....: 001637	Instrument ID..: I8	
Chromium	**0.17 B**	**2.0**	**ug/L**	**SW846 6020**	**01/20-01/21/09**	**K51FK1AV**
		Dilution Factor: 1				
		Analysis Time..: 09:19		Analyst ID.....: 001637	Instrument ID..: I8	
Cobalt	ND	1.0	ug/L	SW846 6020	01/20-01/21/09	K51FK1AG
		Dilution Factor: 1				
		Analysis Time..: 09:19		Analyst ID.....: 001637	Instrument ID..: I8	
Copper	**0.45 B**	**2.0**	**ug/L**	**SW846 6020**	**01/20-01/21/09**	**K51FK1AH**
		Dilution Factor: 1				
		Analysis Time..: 09:19		Analyst ID.....: 001637	Instrument ID..: I8	
Iron	ND	50.0	ug/L	SW846 6020	01/20-01/21/09	K51FK1AJ
		Dilution Factor: 1				
		Analysis Time..: 09:19		Analyst ID.....: 001637	Instrument ID..: I8	
Lead	ND	1.0	ug/L	SW846 6020	01/20-01/21/09	K51FK1AK
		Dilution Factor: 1				
		Analysis Time..: 09:19		Analyst ID.....: 001637	Instrument ID..: I8	
Manganese	**0.84 B**	**1.0**	**ug/L**	**SW846 6020**	**01/20-01/21/09**	**K51FK1AL**
		Dilution Factor: 1				
		Analysis Time..: 09:19		Analyst ID.....: 001637	Instrument ID..: I8	

(Continued on next page)

METHOD BLANK REPORT

TOTAL Metals

Client Lot #...: 9A15128 **Matrix.....:** WATER

PARAMETER	RESULT	REPORTING LIMIT	UNITS	METHOD	PREPARATION-ANALYSIS DATE	WORK ORDER #
Molybdenum	ND	2.0	ug/L	SW846 6020	01/20-01/21/09	K51FK1AM
		Dilution Factor: 1				
		Analysis Time..: 09:19		Analyst ID.....: 001637	Instrument ID..: I8	
Nickel	ND	2.0	ug/L	SW846 6020	01/20-01/21/09	K51FK1AN
		Dilution Factor: 1				
		Analysis Time..: 09:19		Analyst ID.....: 001637	Instrument ID..: I8	
Selenium	ND	5.0	ug/L	SW846 6020	01/20-01/21/09	K51FK1AP
		Dilution Factor: 1				
		Analysis Time..: 09:19		Analyst ID.....: 001637	Instrument ID..: I8	
Silver	ND	1.0	ug/L	SW846 6020	01/20-01/21/09	K51FK1AQ
		Dilution Factor: 1				
		Analysis Time..: 09:19		Analyst ID.....: 001637	Instrument ID..: I8	
Thallium	ND	1.0	ug/L	SW846 6020	01/20-01/21/09	K51FK1AR
		Dilution Factor: 1				
		Analysis Time..: 09:19		Analyst ID.....: 001637	Instrument ID..: I8	
Vanadium	ND	20.0	ug/L	SW846 6020	01/20-01/21/09	K51FK1AT
		Dilution Factor: 1				
		Analysis Time..: 09:19		Analyst ID.....: 001637	Instrument ID..: I8	
Zinc	3.9 B	**20.0**	**ug/L**	**SW846 6020**	**01/20-01/21/09**	**K51FK1AU**
		Dilution Factor: 1				
		Analysis Time..: 09:19		Analyst ID.....: 001637	Instrument ID..: I8	
Mercury	ND	0.20	ug/L	SW846 7470A	01/20/09	K51FK1AW
		Dilution Factor: 1				
		Analysis Time..: 11:45		Analyst ID.....: 001637	Instrument ID..: H1	

NOTE(S):

Calculations are performed before rounding to avoid round-off errors in calculated results.

B Estimated result. Result is less than RL.

METHOD BLANK REPORT

DISSOLVED Metals

Client Lot #...: 9A15128 Matrix.....: WATER

PARAMETER	RESULT	REPORTING LIMIT	UNITS	METHOD	PREPARATION-ANALYSIS DATE	WORK ORDER #
MB Lot-Sample #: A9A200000-012 **Prep Batch #...:** 9020012						
Antimony	**0.051 B**	**2.0**	**ug/L**	**SW846 6020**	**01/20-01/21/09**	**K51FK1CK**
		Dilution Factor: 1				
		Analysis Time..: 09:19		Analyst ID.....: 001637	Instrument ID..: I8	
Arsenic	ND	5.0	ug/L	SW846 6020	01/20-01/21/09	K51FK1CL
		Dilution Factor: 1				
		Analysis Time..: 09:19		Analyst ID.....: 001637	Instrument ID..: I8	
Barium	**0.37 B**	**1.0**	**ug/L**	**SW846 6020**	**01/20-01/21/09**	**K51FK1CM**
		Dilution Factor: 1				
		Analysis Time..: 09:19		Analyst ID.....: 001637	Instrument ID..: I8	
Beryllium	ND	1.0	ug/L	SW846 6020	01/20-01/21/09	K51FK1CN
		Dilution Factor: 1				
		Analysis Time..: 09:19		Analyst ID.....: 001637	Instrument ID..: I8	
Cadmium	ND	1.0	ug/L	SW846 6020	01/20-01/21/09	K51FK1CP
		Dilution Factor: 1				
		Analysis Time..: 09:19		Analyst ID.....: 001637	Instrument ID..: I8	
Chromium	**0.17 B**	**2.0**	**ug/L**	**SW846 6020**	**01/20-01/21/09**	**K51FK1C5**
		Dilution Factor: 1				
		Analysis Time..: 09:19		Analyst ID.....: 001637	Instrument ID..: I8	
Cobalt	ND	1.0	ug/L	SW846 6020	01/20-01/21/09	K51FK1CQ
		Dilution Factor: 1				
		Analysis Time..: 09:19		Analyst ID.....: 001637	Instrument ID..: I8	
Copper	**0.45 B**	**2.0**	**ug/L**	**SW846 6020**	**01/20-01/21/09**	**K51FK1CR**
		Dilution Factor: 1				
		Analysis Time..: 09:19		Analyst ID.....: 001637	Instrument ID..: I8	
Iron	ND	50.0	ug/L	SW846 6020	01/20-01/21/09	K51FK1CT
		Dilution Factor: 1				
		Analysis Time..: 09:19		Analyst ID.....: 001637	Instrument ID..: I8	
Lead	ND	1.0	ug/L	SW846 6020	01/20-01/21/09	K51FK1CU
		Dilution Factor: 1				
		Analysis Time..: 09:19		Analyst ID.....: 001637	Instrument ID..: I8	
Manganese	**0.84 B**	**1.0**	**ug/L**	**SW846 6020**	**01/20-01/21/09**	**K51FK1CV**
		Dilution Factor: 1				
		Analysis Time..: 09:19		Analyst ID.....: 001637	Instrument ID..: I8	

(Continued on next page)

METHOD BLANK REPORT

DISSOLVED Metals

Client Lot #...: 9A15128 **Matrix.....:** WATER

PARAMETER	RESULT	REPORTING LIMIT	UNITS	METHOD	PREPARATION-ANALYSIS DATE	WORK ORDER #
Molybdenum	ND	2.0	ug/L	SW846 6020	01/20-01/21/09	K51FK1CW
		Dilution Factor: 1				
		Analysis Time..: 09:19		Analyst ID.....: 001637	Instrument ID..: I8	
Nickel	ND	2.0	ug/L	SW846 6020	01/20-01/21/09	K51FK1CX
		Dilution Factor: 1				
		Analysis Time..: 09:19		Analyst ID.....: 001637	Instrument ID..: I8	
Selenium	ND	5.0	ug/L	SW846 6020	01/20-01/21/09	K51FK1C0
		Dilution Factor: 1				
		Analysis Time..: 09:19		Analyst ID.....: 001637	Instrument ID..: I8	
Silver	ND	1.0	ug/L	SW846 6020	01/20-01/21/09	K51FK1C1
		Dilution Factor: 1				
		Analysis Time..: 09:19		Analyst ID.....: 001637	Instrument ID..: I8	
Thallium	ND	1.0	ug/L	SW846 6020	01/20-01/21/09	K51FK1C2
		Dilution Factor: 1				
		Analysis Time..: 09:19		Analyst ID.....: 001637	Instrument ID..: I8	
Vanadium	ND	20.0	ug/L	SW846 6020	01/20-01/21/09	K51FK1C3
		Dilution Factor: 1				
		Analysis Time..: 09:19		Analyst ID.....: 001637	Instrument ID..: I8	
Zinc	**3.9 B**	**20.0**	**ug/L**	**SW846 6020**	**01/20-01/21/09**	**K51FK1C4**
		Dilution Factor: 1				
		Analysis Time..: 09:19		Analyst ID.....: 001637	Instrument ID..: I8	
Mercury	ND	0.20	ug/L	SW846 7470A	01/20/09	K51FK1C6
		Dilution Factor: 1				
		Analysis Time..: 11:45		Analyst ID.....: 001637	Instrument ID..: H1	

NOTE(S):

Calculations are performed before rounding to avoid round-off errors in calculated results.

B Estimated result. Result is less than RL.

LABORATORY CONTROL SAMPLE DATA REPORT

TOTAL Metals

Client Lot #...: 9A15128 **Matrix.....:** WATER

PARAMETER	SPIKE AMOUNT	MEASURED AMOUNT	UNITS	PERCNT RECVRY	METHOD	PREPARATION-ANALYSIS DATE	WORK ORDER #
LCS Lot-Sample#: A9A200000-012 **Prep Batch #...:** 9020012							
Antimony	100	92.5	ug/L	92	SW846 6020	01/20-01/21/09	K51FK1AX
			Dilution Factor: 1		Analysis Time..: 09:23	Analyst ID.....: 001637	
			Instrument ID..: I8				
Arsenic	100	93.6	ug/L	94	SW846 6020	01/20-01/21/09	K51FK1A0
			Dilution Factor: 1		Analysis Time..: 09:23	Analyst ID.....: 001637	
			Instrument ID..: I8				
Barium	100	87.4	ug/L	87	SW846 6020	01/20-01/21/09	K51FK1A1
			Dilution Factor: 1		Analysis Time..: 09:23	Analyst ID.....: 001637	
			Instrument ID..: I8				
Beryllium	100	94.1	ug/L	94	SW846 6020	01/20-01/21/09	K51FK1A2
			Dilution Factor: 1		Analysis Time..: 09:23	Analyst ID.....: 001637	
			Instrument ID..: I8				
Cadmium	100	97.9	ug/L	98	SW846 6020	01/20-01/21/09	K51FK1A3
			Dilution Factor: 1		Analysis Time..: 09:23	Analyst ID.....: 001637	
			Instrument ID..: I8				
Cobalt	100	91.4	ug/L	91	SW846 6020	01/20-01/21/09	K51FK1A4
			Dilution Factor: 1		Analysis Time..: 09:23	Analyst ID.....: 001637	
			Instrument ID..: I8				
Copper	100	97.7	ug/L	98	SW846 6020	01/20-01/21/09	K51FK1A5
			Dilution Factor: 1		Analysis Time..: 09:23	Analyst ID.....: 001637	
			Instrument ID..: I8				
Iron	10000	9340	ug/L	93	SW846 6020	01/20-01/21/09	K51FK1A6
			Dilution Factor: 1		Analysis Time..: 09:23	Analyst ID.....: 001637	
			Instrument ID..: I8				
Lead	100	88.2	ug/L	88	SW846 6020	01/20-01/21/09	K51FK1A7
			Dilution Factor: 1		Analysis Time..: 09:23	Analyst ID.....: 001637	
			Instrument ID..: I8				
Manganese	100	101	ug/L	101	SW846 6020	01/20-01/21/09	K51FK1A8
			Dilution Factor: 1		Analysis Time..: 09:23	Analyst ID.....: 001637	
			Instrument ID..: I8				

(Continued on next page)

LABORATORY CONTROL SAMPLE DATA REPORT

TOTAL Metals

Client Lot #...: 9A15128 **Matrix.....:** WATER

PARAMETER	SPIKE AMOUNT	MEASURED AMOUNT	UNITS	PERCNT RECVRY	METHOD	PREPARATION-ANALYSIS DATE	WORK ORDER #
Molybdenum	100	91.3	ug/L	91	SW846 6020	01/20-01/21/09	K51FK1A9
			Dilution Factor: 1		Analysis Time..: 09:23	Analyst ID.....: 001637	
			Instrument ID..: I8				
Nickel	100	97.1	ug/L	97	SW846 6020	01/20-01/21/09	K51FK1CA
			Dilution Factor: 1		Analysis Time..: 09:23	Analyst ID.....: 001637	
			Instrument ID..: I8				
Selenium	100	94.9	ug/L	95	SW846 6020	01/20-01/21/09	K51FK1CC
			Dilution Factor: 1		Analysis Time..: 09:23	Analyst ID.....: 001637	
			Instrument ID..: I8				
Silver	100	97.3	ug/L	97	SW846 6020	01/20-01/21/09	K51FK1CD
			Dilution Factor: 1		Analysis Time..: 09:23	Analyst ID.....: 001637	
			Instrument ID..: I8				
Thallium	100	88.2	ug/L	88	SW846 6020	01/20-01/21/09	K51FK1CE
			Dilution Factor: 1		Analysis Time..: 09:23	Analyst ID.....: 001637	
			Instrument ID..: I8				
Vanadium	100	89.7	ug/L	90	SW846 6020	01/20-01/21/09	K51FK1CF
			Dilution Factor: 1		Analysis Time..: 09:23	Analyst ID.....: 001637	
			Instrument ID..: I8				
Zinc	100	104	ug/L	104	SW846 6020	01/20-01/21/09	K51FK1CG
			Dilution Factor: 1		Analysis Time..: 09:23	Analyst ID.....: 001637	
			Instrument ID..: I8				
Chromium	100	91.6	ug/L	92	SW846 6020	01/20-01/21/09	K51FK1CH
			Dilution Factor: 1		Analysis Time..: 09:23	Analyst ID.....: 001637	
			Instrument ID..: I8				
Mercury	5.0	5.5	ug/L	110	SW846 7470A	01/20/09	K51FK1CJ
			Dilution Factor: 1		Analysis Time..: 11:46	Analyst ID.....: 001637	
			Instrument ID..: H1				

NOTE(S):

Calculations are performed before rounding to avoid round-off errors in calculated results.

LABORATORY CONTROL SAMPLE DATA REPORT

DISSOLVED Metals

Client Lot #...: 9A15128 **Matrix.....:** WATER

PARAMETER	SPIKE AMOUNT	MEASURED AMOUNT	UNITS	PERCNT RECVRY	METHOD	PREPARATION-ANALYSIS DATE	WORK ORDER #
LCS Lot-Sample#: A9A200000-012 **Prep Batch #...:** 9020012							
Antimony	100	92.5	ug/L	92	SW846 6020	01/20-01/21/09	K51FK1DR
			Dilution Factor: 1		Analysis Time..: 09:23	Analyst ID.....: 001637	
			Instrument ID..: I8				
Arsenic	100	93.6	ug/L	94	SW846 6020	01/20-01/21/09	K51FK1DT
			Dilution Factor: 1		Analysis Time..: 09:23	Analyst ID.....: 001637	
			Instrument ID..: I8				
Barium	100	87.4	ug/L	87	SW846 6020	01/20-01/21/09	K51FK1DU
			Dilution Factor: 1		Analysis Time..: 09:23	Analyst ID.....: 001637	
			Instrument ID..: I8				
Beryllium	100	94.1	ug/L	94	SW846 6020	01/20-01/21/09	K51FK1DV
			Dilution Factor: 1		Analysis Time..: 09:23	Analyst ID.....: 001637	
			Instrument ID..: I8				
Cadmium	100	97.9	ug/L	98	SW846 6020	01/20-01/21/09	K51FK1DW
			Dilution Factor: 1		Analysis Time..: 09:23	Analyst ID.....: 001637	
			Instrument ID..: I8				
Cobalt	100	91.4	ug/L	91	SW846 6020	01/20-01/21/09	K51FK1DX
			Dilution Factor: 1		Analysis Time..: 09:23	Analyst ID.....: 001637	
			Instrument ID..: I8				
Copper	100	97.7	ug/L	98	SW846 6020	01/20-01/21/09	K51FK1D0
			Dilution Factor: 1		Analysis Time..: 09:23	Analyst ID.....: 001637	
			Instrument ID..: I8				
Iron	10000	9340	ug/L	93	SW846 6020	01/20-01/21/09	K51FK1D1
			Dilution Factor: 1		Analysis Time..: 09:23	Analyst ID.....: 001637	
			Instrument ID..: I8				
Lead	100	88.2	ug/L	88	SW846 6020	01/20-01/21/09	K51FK1D2
			Dilution Factor: 1		Analysis Time..: 09:23	Analyst ID.....: 001637	
			Instrument ID..: I8				
Manganese	100	101	ug/L	101	SW846 6020	01/20-01/21/09	K51FK1D3
			Dilution Factor: 1		Analysis Time..: 09:23	Analyst ID.....: 001637	
			Instrument ID..: I8				

(Continued on next page)

LABORATORY CONTROL SAMPLE DATA REPORT

DISSOLVED Metals

Client Lot #...: 9A15128 **Matrix.....:** WATER

PARAMETER	SPIKE AMOUNT	MEASURED AMOUNT	UNITS	PERCNT RECVRY	METHOD	PREPARATION-ANALYSIS DATE	WORK ORDER #
Molybdenum	100	91.3	ug/L	91	SW846 6020	01/20-01/21/09	K51FK1D4
			Dilution Factor: 1		Analysis Time..: 09:23	Analyst ID.....: 001637	
			Instrument ID..: I8				
Nickel	100	97.1	ug/L	97	SW846 6020	01/20-01/21/09	K51FK1D5
			Dilution Factor: 1		Analysis Time..: 09:23	Analyst ID.....: 001637	
			Instrument ID..: I8				
Selenium	100	94.9	ug/L	95	SW846 6020	01/20-01/21/09	K51FK1D6
			Dilution Factor: 1		Analysis Time..: 09:23	Analyst ID.....: 001637	
			Instrument ID..: I8				
Silver	100	97.3	ug/L	97	SW846 6020	01/20-01/21/09	K51FK1D7
			Dilution Factor: 1		Analysis Time..: 09:23	Analyst ID.....: 001637	
			Instrument ID..: I8				
Thallium	100	88.2	ug/L	88	SW846 6020	01/20-01/21/09	K51FK1D8
			Dilution Factor: 1		Analysis Time..: 09:23	Analyst ID.....: 001637	
			Instrument ID..: I8				
Vanadium	100	89.7	ug/L	90	SW846 6020	01/20-01/21/09	K51FK1D9
			Dilution Factor: 1		Analysis Time..: 09:23	Analyst ID.....: 001637	
			Instrument ID..: I8				
Zinc	100	104	ug/L	104	SW846 6020	01/20-01/21/09	K51FK1EA
			Dilution Factor: 1		Analysis Time..: 09:23	Analyst ID.....: 001637	
			Instrument ID..: I8				
Chromium	100	91.6	ug/L	92	SW846 6020	01/20-01/21/09	K51FK1EC
			Dilution Factor: 1		Analysis Time..: 09:23	Analyst ID.....: 001637	
			Instrument ID..: I8				
Mercury	5.0	5.5	ug/L	110	SW846 7470A	01/20/09	K51FK1ED
			Dilution Factor: 1		Analysis Time..: 11:46	Analyst ID.....: 001637	
			Instrument ID..: H1				

NOTE(S):

Calculations are performed before rounding to avoid round-off errors in calculated results.

MATRIX SPIKE SAMPLE DATA REPORT

TOTAL Metals

Client Lot #...: 9A15128 **Matrix.....:** WG
Date Sampled...: 01/14/09 11:49 **Date Received..:** 01/15/09

PARAMETER	SAMPLE AMOUNT	SPIKE AMT	MEASURED AMOUNT	UNITS	PERCENT RECOVERY	METHOD	PREPARATION-ANALYSIS DATE	WORK ORDER #
MS Lot-Sample #: A9A150128-002 **Prep Batch #...:** 9020012								
Antimony	0.67	100	38.4 N	ug/L	38	SW846 6020	01/20-01/21/09	K5T011CM
			Dilution Factor: 1			Analysis Time..: 09:30	Instrument ID..: I8	
			Analyst ID.....: 001637					
Arsenic	14.6	100	97.1	ug/L	82	SW846 6020	01/20-01/21/09	K5T011CN
			Dilution Factor: 1			Analysis Time..: 09:30	Instrument ID..: I8	
			Analyst ID.....: 001637					
Barium	278	100	366	ug/L	88	SW846 6020	01/20-01/21/09	K5T011CP
			Dilution Factor: 1			Analysis Time..: 09:30	Instrument ID..: I8	
			Analyst ID.....: 001637					
Beryllium	3.8	100	89.9	ug/L	86	SW846 6020	01/20-01/21/09	K5T011CQ
			Dilution Factor: 1			Analysis Time..: 09:30	Instrument ID..: I8	
			Analyst ID.....: 001637					
Cadmium	0.24	100	86.4	ug/L	86	SW846 6020	01/20-01/21/09	K5T011CR
			Dilution Factor: 1			Analysis Time..: 09:30	Instrument ID..: I8	
			Analyst ID.....: 001637					
Chromium	42.8	100	126	ug/L	83	SW846 6020	01/20-01/21/09	K5T011C7
			Dilution Factor: 1			Analysis Time..: 09:30	Instrument ID..: I8	
			Analyst ID.....: 001637					
Cobalt	6.4	100	86.2	ug/L	80	SW846 6020	01/20-01/21/09	K5T011CT
			Dilution Factor: 1			Analysis Time..: 09:30	Instrument ID..: I8	
			Analyst ID.....: 001637					
Copper	20.4	100	102	ug/L	82	SW846 6020	01/20-01/21/09	K5T011CU
			Dilution Factor: 1			Analysis Time..: 09:30	Instrument ID..: I8	
			Analyst ID.....: 001637					
Iron	24400	10000	34800	ug/L	104	SW846 6020	01/20-01/21/09	K5T011CV
			Dilution Factor: 1			Analysis Time..: 09:30	Instrument ID..: I8	
			Analyst ID.....: 001637					
Lead	46.9	100	126	ug/L	79	SW846 6020	01/20-01/21/09	K5T011CW
			Dilution Factor: 1			Analysis Time..: 09:30	Instrument ID..: I8	
			Analyst ID.....: 001637					

(Continued on next page)

MATRIX SPIKE SAMPLE DATA REPORT

TOTAL Metals

Client Lot #...: 9A15128 **Matrix.....:** WG
Date Sampled...: 01/14/09 11:49 **Date Received..:** 01/15/09

PARAMETER	SAMPLE AMOUNT	SPIKE AMT	MEASURED AMOUNT	UNITS	PERCENT RECOVERY	METHOD	PREPARATION-ANALYSIS DATE	WORK ORDER #
Manganese	390	100	481	ug/L	91	SW846 6020	01/20-01/21/09	K5T011CX
			Dilution Factor: 1			Analysis Time..: 09:30	Instrument ID..: I8	
			Analyst ID.....: 001637					
Molybdenum	11.0	100	90.9	ug/L	80	SW846 6020	01/20-01/21/09	K5T011C0
			Dilution Factor: 1			Analysis Time..: 09:30	Instrument ID..: I8	
			Analyst ID.....: 001637					
Nickel	19.7	100	103	ug/L	83	SW846 6020	01/20-01/21/09	K5T011C1
			Dilution Factor: 1			Analysis Time..: 09:30	Instrument ID..: I8	
			Analyst ID.....: 001637					
Selenium	2.7	100	86.1	ug/L	83	SW846 6020	01/20-01/21/09	K5T011C2
			Dilution Factor: 1			Analysis Time..: 09:30	Instrument ID..: I8	
			Analyst ID.....: 001637					
Silver	0.11	100	84.9	ug/L	85	SW846 6020	01/20-01/21/09	K5T011C3
			Dilution Factor: 1			Analysis Time..: 09:30	Instrument ID..: I8	
			Analyst ID.....: 001637					
Thallium	0.18	100	77.8	ug/L	78	SW846 6020	01/20-01/21/09	K5T011C4
			Dilution Factor: 1			Analysis Time..: 09:30	Instrument ID..: I8	
			Analyst ID.....: 001637					
Vanadium	52.6	100	136	ug/L	83	SW846 6020	01/20-01/21/09	K5T011C5
			Dilution Factor: 1			Analysis Time..: 09:30	Instrument ID..: I8	
			Analyst ID.....: 001637					
Zinc	88.5	100	173	ug/L	84	SW846 6020	01/20-01/21/09	K5T011C6
			Dilution Factor: 1			Analysis Time..: 09:30	Instrument ID..: I8	
			Analyst ID.....: 001637					
Mercury	ND	1.0	1.3	ug/L	126	SW846 7470A	01/20/09	K5T011C8
			Dilution Factor: 1			Analysis Time..: 11:48	Instrument ID..: H1	
			Analyst ID.....: 001637					

NOTE(S):

Calculations are performed before rounding to avoid round-off errors in calculated results.

N Spiked analyte recovery is outside stated control limits.

SAMPLE DUPLICATE EVALUATION REPORT

Metals

Client Lot #...: A9A150128 **Work Order #...:** K5T01-SMP K5T01-DUP **Matrix.....:** WG

Date Sampled...: 01/14/09 11:49 **Date Received..:** 01/15/09

PARAM	RESULT	DUPLICATE RESULT	UNITS	RPD	RPD LIMIT	METHOD	PREPARATION-ANALYSIS DATE	PREP BATCH #
Silver						SD Lot-Sample #: A9A150128-002		
	0.11 B	0.11 B	ug/L	1.9	(0-20)	SW846 6020	01/20-01/21/09	9020012
			Dilution Factor: 1			Analysis Time..: 09:30	Analyst ID.....: 001637	
			Instrument ID..: I8					
Arsenic						SD Lot-Sample #: A9A150128-002		
	14.6	14.4	ug/L	1.3	(0-20)	SW846 6020	01/20-01/21/09	9020012
			Dilution Factor: 1			Analysis Time..: 09:30	Analyst ID.....: 001637	
			Instrument ID..: I8					
Barium						SD Lot-Sample #: A9A150128-002		
	278 J	261	ug/L	6.5	(0-20)	SW846 6020	01/20-01/21/09	9020012
			Dilution Factor: 1			Analysis Time..: 09:30	Analyst ID.....: 001637	
			Instrument ID..: I8					
Beryllium						SD Lot-Sample #: A9A150128-002		
	3.8	3.7	ug/L	5.0	(0-20)	SW846 6020	01/20-01/21/09	9020012
			Dilution Factor: 1			Analysis Time..: 09:30	Analyst ID.....: 001637	
			Instrument ID..: I8					
Cadmium						SD Lot-Sample #: A9A150128-002		
	0.24 B	0.25 B	ug/L	4.9	(0-20)	SW846 6020	01/20-01/21/09	9020012
			Dilution Factor: 1			Analysis Time..: 09:30	Analyst ID.....: 001637	
			Instrument ID..: I8					
Cobalt						SD Lot-Sample #: A9A150128-002		
	6.4	6.2	ug/L	3.1	(0-20)	SW846 6020	01/20-01/21/09	9020012
			Dilution Factor: 1			Analysis Time..: 09:30	Analyst ID.....: 001637	
			Instrument ID..: I8					
Chromium						SD Lot-Sample #: A9A150128-002		
	42.8 J	42.3	ug/L	1.2	(0-20)	SW846 6020	01/20-01/21/09	9020012
			Dilution Factor: 1			Analysis Time..: 09:30	Analyst ID.....: 001637	
			Instrument ID..: I8					
Copper						SD Lot-Sample #: A9A150128-002		
	20.4 J	19.8	ug/L	2.8	(0-20)	SW846 6020	01/20-01/21/09	9020012
			Dilution Factor: 1			Analysis Time..: 09:30	Analyst ID.....: 001637	
			Instrument ID..: I8					
Iron						SD Lot-Sample #: A9A150128-002		
	24400	23900	ug/L	2.0	(0-20)	SW846 6020	01/20-01/21/09	9020012
			Dilution Factor: 1			Analysis Time..: 09:30	Analyst ID.....: 001637	
			Instrument ID..: I8					

(Continued on next page)

SAMPLE DUPLICATE EVALUATION REPORT

Metals

Lot-Sample #...: A9A150128-000 **Work Order #...:** K5T01-SMP K5T01-DUP **Matrix.....:** WG

PARAM	RESULT	DUPLICATE RESULT	UNITS	RPD	RPD LIMIT	METHOD	PREPARATION-ANALYSIS DATE	PREP BATCH #
Manganese						SD Lot-Sample #: A9A150128-002		
	390 J	374	ug/L	4.3	(0-20)	SW846 6020	01/20-01/21/09	9020012
		Dilution Factor: 1				Analysis Time..: 09:30	Analyst ID.....: 001637	
		Instrument ID..: I8						
Molybdenum						SD Lot-Sample #: A9A150128-002		
	11.0	10.3	ug/L	7.0	(0-20)	SW846 6020	01/20-01/21/09	9020012
		Dilution Factor: 1				Analysis Time..: 09:30	Analyst ID.....: 001637	
		Instrument ID..: I8						
Nickel						SD Lot-Sample #: A9A150128-002		
	19.7	19.1	ug/L	3.3	(0-20)	SW846 6020	01/20-01/21/09	9020012
		Dilution Factor: 1				Analysis Time..: 09:30	Analyst ID.....: 001637	
		Instrument ID..: I8						
Lead						SD Lot-Sample #: A9A150128-002		
	46.9	45.6	ug/L	2.8	(0-20)	SW846 6020	01/20-01/21/09	9020012
		Dilution Factor: 1				Analysis Time..: 09:30	Analyst ID.....: 001637	
		Instrument ID..: I8						
Antimony						SD Lot-Sample #: A9A150128-002		
	0.67 B,J	0.54 B	ug/L	21	(0-20)	SW846 6020	01/20-01/21/09	9020012
		Dilution Factor: 1				Analysis Time..: 09:30	Analyst ID.....: 001637	
		Instrument ID..: I8						
Selenium						SD Lot-Sample #: A9A150128-002		
	2.7 B	2.8 B	ug/L	2.4	(0-20)	SW846 6020	01/20-01/21/09	9020012
		Dilution Factor: 1				Analysis Time..: 09:30	Analyst ID.....: 001637	
		Instrument ID..: I8						
Thallium						SD Lot-Sample #: A9A150128-002		
	0.18 B	ND	ug/L	54	(0-20)	SW846 6020	01/20-01/21/09	9020012
		Dilution Factor: 1				Analysis Time..: 09:30	Analyst ID.....: 001637	
		Instrument ID..: I8						
Vanadium						SD Lot-Sample #: A9A150128-002		
	52.6	50.3	ug/L	4.4	(0-20)	SW846 6020	01/20-01/21/09	9020012
		Dilution Factor: 1				Analysis Time..: 09:30	Analyst ID.....: 001637	
		Instrument ID..: I8						
Zinc						SD Lot-Sample #: A9A150128-002		
	88.5 J	87.7	ug/L	0.90	(0-20)	SW846 6020	01/20-01/21/09	9020012
		Dilution Factor: 1				Analysis Time..: 09:30	Analyst ID.....: 001637	
		Instrument ID..: I8						

(Continued on next page)

SAMPLE DUPLICATE EVALUATION REPORT

Metals

Lot-Sample #...: A9A150128-000 **Work Order #...:** K5T01-SMP K5T01-DUP **Matrix.....:** WG

PARAM	RESULT	DUPLICATE RESULT	UNITS	RPD	RPD LIMIT	METHOD	PREPARATION-ANALYSIS DATE	PREP BATCH #
Mercury						SD Lot-Sample #: A9A150128-002		
	ND	ND	ug/L	0	(0-20)	SW846 7470A	01/20/09	9020012

Dilution Factor: 1 Analysis Time..: 11:48 Analyst ID.....: 001637

Instrument ID..: H1

NOTE(S):

Calculations are performed before rounding to avoid round-off errors in calculated results.

B Estimated result. Result is less than RL.

J Method blank contamination. The associated method blank contains the target analyte at a reportable level.

TestAmerica North Canton

Metals Data Reporting Form

Instrument Detection Limits

Instrument: CVAA **Units:** ppb

Element	Wavelength	Reporting Limit	IDL	Date of IDL
Mercury	253.700	0.2	0.10	01/13/09

TestAmerica North Canton

Metals Data Reporting Form

Instrument Detection Limits

Instrument: ICPMS **Units:** ppb

Element	Mass	Reporting Limit	IDL	Date of IDL
Antimony	121	2.0	0.050	12/15/08
Arsenic	75	5.0	0.16	12/15/08
Barium	137	1.0	0.030	12/15/08
Beryllium	9	1.0	0.018	12/15/08
Cadmium	111	1.0	0.017	12/15/08
Chromium	52	2.0	0.070	12/15/08
Cobalt	59	1.0	0.012	12/15/08
Copper	65	2.0	0.056	12/15/08
Iron	56	50.0	8.1	12/15/08
Lead	208	1.0	0.061	12/15/08
Manganese	55	1.0	0.14	12/15/08
Molybdenum	95	2.0	0.17	12/15/08
Nickel	60	2.0	0.063	12/15/08
Selenium	78	5.0	0.12	12/15/08
Silver	107	1.0	0.013	12/15/08
Thallium	205	1.0	0.11	12/15/08
Vanadium	51	20.0	0.28	12/15/08
Zinc	66	20.0	0.66	12/15/08

TestAmerica North Canton

Metals Data Reporting Form

Linear Dynamic Ranges

Instrument: ICPMS **Units:** ppb

Element	Wavelength /Mass	Linear Range	Date of Linear Range
Antimony	121.00	1000	09/29/08
Arsenic	75.00	10000	09/29/08
Barium	137.00	10000	09/29/08
Beryllium	9.00	10000	09/29/08
Cadmium	111.00	10000	09/29/08
Chromium	52.00	10000	09/29/08
Cobalt	59.00	10000	09/29/08
Copper	65.00	10000	09/29/08
Iron	56.00	500000	09/29/08
Lead	208.00	10000	09/29/08
Manganese	55.00	10000	09/29/08
Molybdenum	95.00	10000	09/29/08
Nickel	60.00	10000	09/29/08
Selenium	78.00	10000	09/29/08
Silver	107.00	10000	09/29/08
Thallium	205.00	10000	09/29/08
Vanadium	51.00	10000	09/29/08
Zinc	66.00	10000	09/29/08

Batch Number: **9020012**

TestAmerica Laboratories, Inc.
Metals Prep Log/ Batch Summary

Prepared By: Lisa McGall (e-Signature)

Prep Date: 01/20/09
Due Date: 01/29/09

Lot	Work Order			ICP Weight	ICPMS Weight	Hg Weight
A9A200000 Water	K51FK	B	Due Date: SDG:	50 mL	50 mL	100 mL
A9A200000 Water	K51FK	C	Due Date: SDG:	50 mL	50 mL	100 mL
A9A150128 Water	K5T01 Dissolved		Due Date: 01/29/09 SDG: 9A15128		50 mL	100 mL
A9A150128 Water	K5T01 Total		Due Date: 01/29/09 SDG: 9A15128		50 mL	100 mL
A9A150128 Water	K5T01 Total	S	Due Date: 01/29/09 SDG: 9A15128		50 mL	100 mL
A9A150128 Water	K5T01 Total	X	Due Date: 01/29/09 SDG: 9A15128		50 mL	100 mL
A9A150128 Water	K5T1E Total		Due Date: 01/29/09 SDG: 9A15128		50 mL	100 mL
A9A190136 Water	K5019 Total		Due Date: 01/30/09 SDG: 9A19136		50 mL	100 mL
A9A190136 Water	K502M Total		Due Date: 01/30/09 SDG: 9A19136		50 mL	100 mL
A9A190136 Water	K5024 Total		Due Date: 01/30/09 SDG: 9A19136		50 mL	100 mL
A9A190136 Water	K503E Total		Due Date: 01/30/09 SDG: 9A19136		50 mL	100 mL
A9A190136 Water	K503H Total		Due Date: 01/30/09 SDG: 9A19136		50 mL	100 mL
A9A190136 Water	K503J Total		Due Date: 01/30/09 SDG: 9A19136		50 mL	100 mL
A9A190135 Water	K501X Total		Due Date: 02/02/09 SDG:	50 mL	50 mL	
A9A190135 Water	K501X Total	S	Due Date: 02/02/09 SDG:	50 mL		
A9A190135 Water	K501X Total	D	Due Date: 02/02/09 SDG:	50 mL		
A9A190135 Water	K5010 Total		Due Date: 02/02/09 SDG:	50 mL	50 mL	
A9A190135 Water	K5011 Total		Due Date: 02/02/09 SDG:	50 mL	50 mL	

Filtr Pres. in lab

1/2 prep - Hg only - matrix

Batch Number: **9020012**

TestAmerica Laboratories, Inc.
Metals Prep Log/ Batch Summary

Prepared By:
Lisa McGall
(e-Signature)

Prep Date: 01/20/09
Due Date: 01/29/09

Lot	Work Order	ICP Weight	ICPMS Weight	Hg Weight
	LEVEL 2			
	BLANK AND CHECK STANDARD ON BATCH	X		
	MS/MSD AND PDS ON BATCH	X		
	CORRECT SPIKES ADDED	X		
	SPIKING SOLUTIONS DOCUMENTED ON BATCH LOG	X		

Comments:

B-BLANK; C-CHECK SAMPLE; L-CHECK SAMPLE DUPLICATE; P-SERIAL DILUTION; S-MATRIX SPIKE SAMPLE; D-MATRIX SPIKE DUPLICATE SAMPLE

ICP ELEMENTS WITHIN THE BATCH:

AG BA BE CA CD CO CR CU KX MG MN NA NI VX

ICPMS ELEMENTS WITHIN THE BATCH:

AG AS BA BE CD CO CR CU FE MN MO NI PB SB SE TL VX ZN

Matrix Spike Information:

K501X	ICP-1	ICP-2A		Ag		

Matrix Spike Information:

K5T01			Hg		ICPMS-1	ICPMS-2

Check Sample Information:

K51FK	ICP-1	ICP-2A	Hg	Ag	ICPMS-1	ICPMS-2

Prep Method(s): SW846 3005A, SW846 7470A

: Instrument Upload Run Log - Page 1 :
: Started Tue Jan 20 12:15:15 2009 by TOTHR :
: Data File: UPL$CAN_DATA_ROOT:<LHG>HG10120A.PRN;1 :

#	WorkOrder	Dilution	Date	Time	Batch	Lot	Instrument
1	STD1REP1	1	20-JAN-2009	06:03:21			H1
2	STD2REP1	1	20-JAN-2009	06:04:31			H1
3	STD3REP1	1	20-JAN-2009	06:06:01			H1
4	STD4REP1	1	20-JAN-2009	06:07:21			H1
5	STD5REP1	1	20-JAN-2009	06:08:38			H1
6	STD6REP1	1	20-JAN-2009	06:09:44			H1
7	CK5ICV	1	20-JAN-2009	06:10:56			H1
8	CK4ICB	1	20-JAN-2009	06:12:06			H1
9	CK3CRA\MRL	1	20-JAN-2009	06:13:11			H1
10	CK2CCV	1	20-JAN-2009	06:14:17			H1
11	CK1CCB	1	20-JAN-2009	06:15:24			H1
12	K5V82B	1	20-JAN-2009	06:16:31	9016016	A9A160000	H1
13	K5V82C	1	20-JAN-2009	06:17:45	9016016	A9A160000	H1
14	K5TM3	1	20-JAN-2009	06:18:53	9016016	A9A150103	H1
15	K5TM3S	1	20-JAN-2009	06:20:00	9016016	A9A150103	H1
16	K5TM3D	1	20-JAN-2009	06:21:09	9016016	A9A150103	H1
17	K5TM5	1	20-JAN-2009	06:22:20	9016016	A9A150103	H1
18	K5TM6	1	20-JAN-2009	06:23:35	9016016	A9A150103	H1
19	K5TM7	1	20-JAN-2009	06:24:42	9016016	A9A150103	H1
20	K5TM8	1	20-JAN-2009	06:25:49	9016016	A9A150103	H1
21	K5TM9	1	20-JAN-2009	06:27:19	9016016	A9A150103	H1
22	CK2CCV	1	20-JAN-2009	06:28:40			H1
23	CK1CCB	1	20-JAN-2009	06:29:44			H1
24	K5TNA	1	20-JAN-2009	06:31:01	9016016	A9A150103	H1
25	K5TNC	1	20-JAN-2009	06:32:08	9016016	A9A150103	H1
26	K5TND	1	20-JAN-2009	06:33:17	9016016	A9A150103	H1
27	K5TNE	1	20-JAN-2009	06:34:55	9016016	A9A150103	H1
28	K5TP2	1	20-JAN-2009	06:36:02	9016016	A9A150106	H1
29	K5TP2S	1	20-JAN-2009	06:37:06	9016016	A9A150106	H1
30	K5TP2D	1	20-JAN-2009	06:38:15	9016016	A9A150106	H1
31	K5T6D	1	20-JAN-2009	06:39:25	9016016	A9A150151	H1
32	K5T6P	1	20-JAN-2009	06:40:30	9016016	A9A150151	H1
33	K5T6R	1	20-JAN-2009	06:41:40	9016016	A9A150151	H1
34	CK2CCV	1	20-JAN-2009	06:43:00			H1
35	CK1CCB	1	20-JAN-2009	06:44:19			H1
36	K5VHV	1	20-JAN-2009	06:45:27	9016016	A9A150208	H1
37	K5VJD	1	20-JAN-2009	06:46:34	9016016	A9A150214	H1
38	K5VJP	1	20-JAN-2009	06:47:41	9016016	A9A150217	H1
39	K50DTB	1	20-JAN-2009	06:48:47	9019019	A9A190000	H1
40	K50DTC	1	20-JAN-2009	06:49:55	9019019	A9A190000	H1
41	K5WJ1	1	20-JAN-2009	06:51:34	9019019	A9A160118	H1
42	K5WJ2	1	20-JAN-2009	06:53:00	9019019	A9A160118	H1
43	K5WJM	1	20-JAN-2009	06:54:05	9019019	A9A160118	H1
44	K5WJN	1	20-JAN-2009	06:55:11	9019019	A9A160118	H1

(continued)

#	WorkOrder	Dilution	Date	Time	Batch	Lot	Instrument
45	K5WJNS	1	20-JAN-2009	06:56:16	9019019	A9A160118	H1
46	CK2CCV	1	20-JAN-2009	06:57:27			H1
47	CK1CCB	1	20-JAN-2009	06:58:32			H1
48	K5WJND	1	20-JAN-2009	06:59:37	9019019	A9A160118	H1
49	K5WJR	1	20-JAN-2009	07:00:43	9019019	A9A160118	H1
50	K50DWB	1	20-JAN-2009	07:01:49	9019020	A9A190000	H1
51	K50DWC	1	20-JAN-2009	07:03:25	9019020	A9A190000	H1
52	K5W34	1	20-JAN-2009	07:04:30	9019020	9A15169	H1
53	K5W35	1	20-JAN-2009	07:05:55	9019020	9A15169	H1
54	K5W66	1	20-JAN-2009	07:07:02	9019020	A916194	H1
55	K5W7E	1	20-JAN-2009	07:08:17	9019020	A916194	H1
56	K5W78	1	20-JAN-2009	07:09:23	9019020	A916200	H1
57	K5W8F	1	20-JAN-2009	07:10:32	9019020	A916200	H1
58	CK2CCV	1	20-JAN-2009	07:11:37			H1
59	CK1CCB	1	20-JAN-2009	07:12:44			H1
60	K5XDC	1	20-JAN-2009	07:13:53	9019020	A916200	H1
61	K5XDCS	1	20-JAN-2009	07:15:10	9019020	A916200	H1
62	K5XDCD	1	20-JAN-2009	07:16:21	9019020	A916200	H1
63	K5XDQ	1	20-JAN-2009	07:17:27	9019020	A916200	H1
64	K5XKM	1	20-JAN-2009	07:18:33	9019020	A9A160265	H1
65	K5XKN	1	20-JAN-2009	07:19:39	9019020	A9A160265	H1
66	CK2CCV	1	20-JAN-2009	07:20:54			H1
67	CK1CCB	1	20-JAN-2009	07:22:19			H1
68	CK2CCV	1	20-JAN-2009	11:23:11			H1
69	CK1CCB	1	20-JAN-2009	11:24:16			H1
70	K50PLBT	1	20-JAN-2009	11:25:21	9020015	A9A190000	H1
71	K51FRBT	1	20-JAN-2009	11:26:26	9020015	A9A200000	H1
72	K51FRCT	1	20-JAN-2009	11:27:40	9020015	A9A200000	H1
73	K5WJET	1	20-JAN-2009	11:28:46	9020015	A9A160117	H1
74	K5WJETS	1	20-JAN-2009	11:30:25	9020015	A9A160117	H1
75	K5WJETD	1	20-JAN-2009	11:31:31	9020015	A9A160117	H1
76	K5WH5T	1	20-JAN-2009	11:32:47	9020015	A9A160117	H1
77	K50GABT	1	20-JAN-2009	11:34:02	9020013	A9A190000	H1
78	K51FMBT	1	20-JAN-2009	11:35:13	9020013	A9A200000	H1
79	K51FMCT	1	20-JAN-2009	11:36:24	9020013	A9A200000	H1
80	CK2CCV	1	20-JAN-2009	11:37:29			H1
81	CK1CCB	1	20-JAN-2009	11:38:38			H1
82	K50F2T	1	20-JAN-2009	11:40:08	9020013	A9A190102	H1
83	K50F2TS	1	20-JAN-2009	11:41:14	9020013	A9A190102	H1
84	K50F2TD	1	20-JAN-2009	11:42:19	9020013	A9A190102	H1
85	K5XAAT	1	20-JAN-2009	11:43:24	9020013	A9A160217	H1
86	K50GPT	1	20-JAN-2009	11:44:28	9020013	A9A190103	H1
87	K51FKB	1	20-JAN-2009	11:45:43	9020012	A9A200000	H1
88	K51FKC	1	20-JAN-2009	11:46:58	9020012	A9A200000	H1

(continued)

: Instrument Upload Run Log - Page 3 :
: Started Tue Jan 20 12:15:15 2009 by TOTHR :
: Data File: UPL$CAN_DATA_ROOT:<LHG>HG10120A.PRN;1 :

#	WorkOrder	Dilution	Date	Time	Batch	Lot	Instrument
89	K5T01	1	20-JAN-2009	11:48:06	9020012	9A15128	H1
90	K5T01X	1	20-JAN-2009	11:49:16	9020012	9A15128	H1
91	K5T01S	1	20-JAN-2009	11:50:24	9020012	9A15128	H1
92	CK2CCV	1	20-JAN-2009	11:51:29			H1
93	CK1CCB	1	20-JAN-2009	11:52:36			H1
94	K5T01F	1	20-JAN-2009	11:53:52	9020012	9A15128	H1
95	K5019	1	20-JAN-2009	11:54:59	9020012	9A19136	H1
96	K503J	1	20-JAN-2009	12:08:38	9020012	9A19136	H1
97	K5024	1	20-JAN-2009	12:21:48	9020012	9A19136	H1
98	K502M	1	20-JAN-2009	12:22:52	9020012	9A19136	H1
99	K503E	1	20-JAN-2009	12:24:11	9020012	9A19136	H1
100	K5T1E	1	20-JAN-2009	12:25:19	9020012	9A15128	H1
101	K530H	1	20-JAN-2009	12:26:24			H1
102	CK2CCV	1	20-JAN-2009	12:29:38			H1
103	CK1CCB	1	20-JAN-2009	12:30:53			H1
104	K503J	100	20-JAN-2009	12:31:59	9020012	9A19136	H1
105	K5024	1	20-JAN-2009	12:45:34	9020012	9A19136	H1
106	CK2CCV	1	20-JAN-2009	12:47:39			H1
107	CK1CCB	1	20-JAN-2009	12:48:50			H1
108	CK2CCV	1	20-JAN-2009	12:53:51			H1
109	CK1CCB	1	20-JAN-2009	12:54:56			H1
110	K503J	500	20-JAN-2009	12:56:32	9020012	9A19136	H1
111	K5024	100	20-JAN-2009	12:57:47	9020012	9A19136	H1
112	CK2CCV	1	20-JAN-2009	12:58:54			H1
113	CK1CCB	1	20-JAN-2009	13:00:04			H1

End of Report

Instrument Upload Run Log - Page 1

Started Thu Jan 22 05:52:59 2009 by COUNTSK

Data File: UPL$CAN_DATA_ROOT:<REP>I80121A.CSV;1

#	WorkOrder	Dilution	Date	Time	Batch	Lot	Instrument
1	STD1	1	21-JAN-2009	07:29:37			I8
2	STD2	1	21-JAN-2009	07:33:36			I8
3	STD3	1	21-JAN-2009	07:39:49			I8
4	STD4	1	21-JAN-2009	07:46:02			I8
5	ICV	1	21-JAN-2009	07:50:12			I8
6	ICB	1	21-JAN-2009	07:56:25			I8
7	CRI	1	21-JAN-2009	08:00:25			I8
8	ICSA	1	21-JAN-2009	08:04:30			I8
9	ICSAB	1	21-JAN-2009	08:08:35			I8
10	CCV	1	21-JAN-2009	08:14:49			I8
11	CCB	1	21-JAN-2009	08:21:01			I8
12	K51RGB	1	21-JAN-2009	08:25:00	9020170	A9A200000	I8
13	K51RGC	1	21-JAN-2009	08:28:59	9020170	A9A200000	I8
14	K51RGL	1	21-JAN-2009	08:35:13	9020170	A9A200000	I8
15	K51QT	1	21-JAN-2009	08:41:28	9020170	A9A200138	I8
16	K51QTL	1	21-JAN-2009	08:45:32			I8
17	K51QW	1	21-JAN-2009	08:49:32	9020170	A9A200138	I8
18	K51QX	1	21-JAN-2009	08:53:31	9020170	A9A200138	I8
19	K51Q0	1	21-JAN-2009	08:57:30	9020170	A9A200138	I8
20	K51Q2	1	21-JAN-2009	09:01:32	9020170	A9A200138	I8
21	K51Q3	1	21-JAN-2009	09:05:34	9020170	A9A200138	I8
22	CCV	1	21-JAN-2009	09:09:32			I8
23	CCB	1	21-JAN-2009	09:15:44			I8
24	K51FKB	1	21-JAN-2009	09:19:47	9020012	A9A200000	I8
25	K51FKC	1	21-JAN-2009	09:23:50	9020012	A9A200000	I8
26	K5T01	1	21-JAN-2009	09:30:04	9020012	9A15128	I8
27	K5T01X	1	21-JAN-2009	09:34:04	9020012	9A15128	I8
28	K5T01S	1	21-JAN-2009	09:38:03	9020012	9A15128	I8
29	K5T01F	1	21-JAN-2009	09:44:16	9020012	9A15128	I8
30	K5T1E	1	21-JAN-2009	09:48:16	9020012	9A15128	I8
31	K5019	1	21-JAN-2009	09:52:14	9020012	9A19136	I8
32	K502M	1	21-JAN-2009	09:56:14	9020012	9A19136	I8
33	K502ML	1	21-JAN-2009	10:00:13			I8
34	CCV	1	21-JAN-2009	10:04:11			I8
35	CCB	1	21-JAN-2009	10:10:23			I8
36	K5024	1	21-JAN-2009	10:14:22	9020012	9A19136	I8
37	K503E	1	21-JAN-2009	10:18:25	9020012	9A19136	I8
38	K503H	1	21-JAN-2009	10:22:29	9020012	9A19136	I8
39	K503J	5	21-JAN-2009	10:26:29	9020012	9A19136	I8
40	K501X	1	21-JAN-2009	10:30:28	9020012	A9A190135	I8
41	K5010	1	21-JAN-2009	10:34:30	9020012	A9A190135	I8
42	K5011	1	21-JAN-2009	10:38:28	9020012	A9A190135	I8
43	K51FVB	1	21-JAN-2009	10:42:25	9020016	A9A200000	I8
44	K51FVC	1	21-JAN-2009	10:46:22	9020016	A9A200000	I8

(continued)

Sample MW31 DEEP -011409
Cr reported result
42.8ug/L

K5T01 1/21/2009 09:30:04 QC Status: PASS (Initial: PASS)

User Pre -dilution: 1.000

Run	Time	6Li	9Be	10B
		ppb	ppb	ppb
X		99.511%	3.845	65.480
%RSD		0.850	3.195	0.786
Run	**Time**	**23Na**	**25Mg**	**27Al**
		ppb	ppb	ppb
X		T 60360.000	10390.000	M 43500.000
%RSD		T 1.175	2.114	M 0.977
Run	**Time**	**35Cl**	**39K**	**43Ca**
		ppb	ppb	ppb
X		0.000	T 4950.000	33480.000
%RSD		0.000	T 0.352	0.411
Run	**Time**	**45Sc**	**45Sc**	**47Ti**
		ppb	ppb	ppb
X		T 103.107%	97.164%	92.980
%RSD		T 0.938	0.520	0.800
Run	**Time**	**51V**	**52Cr**	**53Cl O**
		ppb	ppb	ppb
X		52.570	42.830	10.600
%RSD		1.498	0.465	6.787
Run	**Time**	**55Mn**	**56Fe**	**59Co**
		ppb	ppb	ppb
X		T 390.000	T 24360.000	6.440
%RSD		T 0.970	T 1.571	1.925
Run	**Time**	**60Ni**	**65Cu**	**66Zn**
		ppb	ppb	ppb
X		19.700	20.390	88.460
%RSD		1.380	0.570	1.827
Run	**Time**	**72Ge**	**75As**	**77Ar Cl**
		ppb	ppb	ppb
X		97.460%	14.630	0.466
%RSD		0.993	3.830	20.970
Run	**Time**	**78Se**	**88Sr**	**95Mo**
		ppb	ppb	ppb
X		2.733	M 620.000	11.020
%RSD		9.058	M 0.609	1.682
Run	**Time**	**105Pd**	**107Ag**	**108Mo O**
		ppb	ppb	ppb
X		0.000	0.107	-10.020
%RSD		0.000	5.281	49.600
Run	**Time**	**111Cd**	**115In**	**118Sn**
		ppb	ppb	ppb
X		0.240	92.760%	10.970
%RSD		7.790	1.344	0.560
Run	**Time**	**121Sb**	**137Ba**	**182W**
		ppb	ppb	ppb
X		0.671	M 278.500	1.095
%RSD		6.395	M 0.791	1.369
Run	**Time**	**205Tl**	**208Pb**	**209Bi**
		ppb	ppb	ppb
X		0.183	46.920	93.122%
%RSD		11.360	0.329	4.771

Tetra Tech NUS **INTERNAL CORRESPONDENCE**

TO: **A. APANAVAGE** **DATE:** **OCTOBER 15, 2008**

FROM: **JOSEPH KALINYAK** **COPIES:** **DV FILE**

SUBJECT: **ORGANIC DATA VALIDATION - VOA/SVOA**
MARTIN STATE AIRPORT
SDG 8H07118

SAMPLES: 20/Aqueous/VOC

DMW-10S-080808	DMW-21D-080808	DMW-21I-080808
DMW-27DEEP-080808	DMW-28I-080808	DMW-29DEEP-080808
MSA-MW15D-080608	MSA-MW15I-080608	MSA-MW15S-080608
MSA-MW19D-080708	MSA-MW19I-080708	MSA-MW20D-080608
MSA-MW20I-080608	MSA-MW20S-080608	MSA-MW26D-080708
MSA-MW26I-080708	MSA-MW26S-080708	TB-080608
TB-080708	TB-080808	

17/Aqueous/SVOC

DMW-10S-080808	DMW-21D-080808	DMW-21I-080808
DMW-27DEEP-080808	DMW-28I-080808	DMW-29DEEP-080808
MSA-MW15D-080608	MSA-MW15I-080608	MSA-MW15S-080608
MSA-MW19D-080708	MSA-MW19I-080708	MSA-MW20D-080608
MSA-MW20I-080608	MSA-MW20S-080608	MSA-MW26D-080708
MSA-MW26I-080708	MSA-MW26S-080708	

Overview

The sample set for Lockheed Martin State Airport, SDG 8G30192 consists of seventeen (17) aqueous environmental samples and three (3) trip blanks. The seventeen aqueous samples were analyzed for Target Compound List (TCL) volatile organic compounds (VOC) and the semi-volatile organic compound (SVOC) 1,4-dioxane. The trip blanks were only analyzed for VOC compounds. There were no field duplicates associated with this data set.

The samples were collected by Tetra Tech on August 6, 7, and 8, 2008 and analyzed by Test America Corporation. All analyses were conducted in accordance with SW-846 Methods 8260B and 8270C analytical and reporting protocols.

The data contained in this SDG was validated with regard to the following parameters: data completeness, holding times, GCMS tuning, initial/continuing calibrations, laboratory method blank results, surrogate spike recoveries, blank spike/blank spike duplicate results, internal standard recoveries, chromatographic resolution, compound identification, compound quantitation, field duplicate precision, and detection limits. Areas of concern are listed below.

Major

- The VOC average RRF value was <0.05 the quality control limit for tert-butyl alcohol for the initial calibration performed on instrument A3UX10 on 07/31/08 and all continuing calibration checks. All sample non-detected results were qualified rejected, (UR), and sample positive results were qualified biased low, (L).

Minor

- Positive results reported below the reporting limit (RL) but above the method detection limit (MDL) for the organic analyses were qualified as estimated, (J).

- The following analytes were detected in the method blank or the trip blank.

Analyte	Maximum Concentration	Action Level
Acetone [1]	1.80 µg/l	18.0 µg/l
2-Butanone [1]	0.93 µg/l	9.30 µg/l
2-Butanone [2]	2.20 µg/l	22.0 µg/l
Methylene chloride [2]	0.63 µg/l	6.30 µg/l
Acetone [3]	8.80 µg/l	88.0 µg/l
1,2,3-Trichlorobenzene [3]	0.19 µg/l	0.95 µg/l
1,2-Dichloroethane [3]	0.74 µg/l	3.70 µg/l
Methylene chloride [3]	4.70 µg/l	47.0 µg/l
Trichloroethene [3]	0.55 µg/l	2.75 µg/l
Acetone [4]	5.30 µg/l	53.0 µg/l
1,2-Dichloroethane [4]	0.84 µg/l	4.20 µg/l
Methylene chloride [4]	4.50 µg/l	45.0 µg/l
Trichloroethene [4]	0.76 µg/l	3.80 µg/l
Acetone [5]	5.40 µg/l	54.0 µg/l
1,2-Dichloroethane [5]	0.84 µg/l	4.20 µg/l
Methylene chloride [5]	4.60 µg/l	46.0 µg/l
Trichloroethene [5]	0.81 µg/l	4.05 µg/l

[1] Maximum concentration detected in the method blank KVDX31AA affecting samples TB-080608, MSA-MW15D-080608, MSA-MW20S-080608, MSA-MW20I-080608, MSA-MW15I-080608, MSA-MW15S-080608, and MSA-MW20D-080608.

[2] Maximum concentration detected in the method blank KVCEK1AA affecting samples TB-080708, MSA-MW26S-080708, MSA-MW19I-080708, MSA-MW26D-080708, MSA-MW19D-080708, MSA-MW26I-080708, TB-080808, DMW-21I-080808, DMW-28I-080808, DMW-21D-080808, DMW-27DEEP-080808, DMW-10S-080808, and DMW-29DEEP-080808.

[3] Maximum concentration detected in the trip blank TB-080608 affecting SDG samples sampled on 08/06/08.

[4] Maximum concentration detected in the trip blank TB-080708 affecting SDG samples sampled on 08/07//08.

[5] Maximum concentration detected in the trip blank TB-080808 affecting SDG samples sampled on 08/08//08.

An action level of 10X the maximum contaminant level for the common laboratory contaminants acetone, 2-butanone and methylene chloride and 5X the maximum contaminant level for all other analytes has been used to evaluate sample data for blank contamination. Sample aliquot and dilution factors, if applicable, were taken into consideration when evaluating for blank contamination for each individual sample. Positive results for these compounds reported at concentrations below the action level were qualified, (B), as a result of blank contamination.

Notes

The continuing calibration verification %D was greater than 25% (but less than 50%) the quality control limit for 2-butanone on instrument A3UX10 on 08/14/08 @ 10:54. The affected samples which had non-detects for 2-butanone were not qualified. The positive detection for 2-butanone for sample MSA-MW15D-080608 was qualified due to method blank contamination and was not further qualified.

The SVOC matrix spike/matrix spike duplicate had RPD's and recoveries outside acceptance limits. However, since the associated method blanks and laboratory control samples were in control, no corrective action was necessary.

Executive Summary

Laboratory Performance: The VOC initial and continuing calibration RRF for tert-butyl alcohol was <0.05, the quality control limit. There was blank contamination in both the VOC method blanks and the VOC trip blanks.

Other Factors Affecting Data Quality: Dilutions were performed on samples for VOC analyses affecting detection and reporting limits. The SVOC MS/MSD had recoveries and RPDs outside acceptance limits.

The data for these analyses were reviewed with reference to Region III modifications to U.S. EPA National Functional Guidelines for Organic Data Validation (Sept. 1994). The text of this report has been formulated to address only those problem areas affecting data quality.

Tetra Tech NUS
Joseph Kalinyak
Chemist/Data Validator

Tetra Tech NUS
Joseph A. Samchuck
Quality Assurance Officer

Attachments:
Appendix A – Qualified Analytical Results
Appendix B – Results as Reported by the Laboratory
Appendix C – Support Documentation

Appendix A

Qualified Analytical Results

Qualifier Codes:

A = Lab Blank Contamination
B = Field Blank Contamination
C = Calibration Noncompliance (i.e., % RSDs, %Ds, ICVs, CCVs, RRFs, etc.)
C01 = GC/MS Tuning Noncompliance
D = MS/MSD Recovery Noncompliance
E = LCS/LCSD Recovery Noncompliance
F = Lab Duplicate Imprecision
G = Field Duplicate Imprecision
H = Holding Time Exceedance
I = ICP Serial Dilution Noncompliance
J = GFAA PDS - GFAA MSA's $r < 0.995$
K = ICP Interference - includes ICS % R Noncompliance
L = Instrument Calibration Range Exceedance
M = Sample Preservation Noncompliance
N = Internal Standard Noncompliance
N01 = Internal Standard Recovery Noncompliance Dioxins
N02 = Recovery Standard Noncompliance Dioxins
N03 = Clean-up Standard Noncompliance Dioxins
O = Poor Instrument Performance (i.e., base-time drifting)
P = Uncertainty near detection limit (< 2 x IDL for inorganics and <CRQL for organics)
Q = Other problems (can encompass a number of issues; i.e.chromatography,interferences, etc.)
R = Surrogates Recovery Noncompliance
S = Pesticide/PCB Resolution
T = % Breakdown Noncompliance for DDT and Endrin
U = % Difference between columns/detectors >25% for positive results determined via GC/HPLC
V = Non-linear calibrations; correlation coefficient $r < 0.995$
W = EMPC result
X = Signal to noise response drop
Y = Percent solids <30%
Z = Uncertainty at 2 sigma deviation is less than sample activity

PROJ_NO: 01660

SDG: 8H07118 MEDIA: WATER DATA FRACTION: OV

nsample	DMW-10S-080808DL
samp_date	8/8/2008
lab_id	A8H090106006
qc_type	NM
units	UG/L
Pct_Solids	
DUP_OF:	

Parameter	Result	Val Qual	Qual Code
1,1,1,2-TETRACHLOROETHANE	1.80	U	
1,1,1-TRICHLOROETHANE	1.80	U	
1,1,2,2-TETRACHLOROETHANE	1.40	U	
1,1,2-TRICHLOROTRIFLUOROETHANE	2.20	U	
1,1-DICHLOROETHANE	1.20	U	
1,1-DICHLOROETHENE	1.50	U	
1,1-DICHLOROPROPENE	1.00	U	
1,2,3-TRICHLOROBENZENE	1.40	U	
1,2,3-TRICHLOROPROPANE	3.40	U	
1,2,3-TRIMETHYLBENZENE	0.047	U	
1,2,4-TRICHLOROBENZENE	1.20	U	
1,2,4-TRIMETHYLBENZENE	0.96	U	
1,2-DIBROMO-3-CHLOROPROPANE	5.40	U	
1,2-DIBROMOETHANE	1.90	U	
1,2-DICHLOROBENZENE	1.00	U	
1,2-DICHLOROETHANE	1.80	U	
1,2-DICHLOROPROPANE	1.40	U	
1,3-DICHLOROBENZENE	1.10	U	
1,3-DICHLOROPROPANE	1.30	U	
1,4-DICHLOROBENZENE	1.00	U	
2,2-DICHLOROPROPANE	1.00	U	
2-BUTANONE	4.60	U	
2-CHLOROETHYL VINYL ETHER	7.90	U	
2-CHLOROTOLUENE	0.88	U	
2-HEXANONE	3.30	U	
4-CHLOROTOLUENE	1.40	U	
4-ISOPROPYLTOLUENE	0.96	U	
4-METHYL-2-PENTANONE	2.60	U	
ACETONE	17	B	B
BENZENE	1.00	U	
BROMOBENZENE	1.00	U	
BROMOCHLOROMETHANE	2.30	U	

nsample	DMW-10S-080808DL
samp_date	8/8/2008
lab_id	A8H090106006
qc_type	NM
units	UG/L
Pct_Solids	
DUP_OF:	

Parameter	Result	Val Qual	Qual Code
BROMODICHLOROMETHANE	1.20	U	
BROMOFORM	5.10	U	
BROMOMETHANE	3.30	U	
CARBON DISULFIDE	1.00	U	
CARBON TETRACHLORIDE	1.00	U	
CHLOROBENZENE	1.20	U	
CHLORODIBROMOMETHANE	1.40	U	
CHLOROETHANE	2.30	U	
CHLOROFORM	1.30	U	
CHLOROMETHANE	2.40	U	
CIS-1,2-DICHLOROETHENE	1.40	U	
CIS-1,3-DICHLOROPROPENE	1.10	U	
DIBROMOMETHANE	2.20	U	
DICHLORODIFLUOROMETHANE	2.50	U	
DIISOPROPYL ETHER	12.00	U	
ETHYL TERT-BUTYL ETHER	0.88	U	
ETHYLBENZENE	1.40	U	
HEXACHLOROBUTADIENE	2.40	U	
ISOPROPYLBENZENE	1.00	U	
M+P-XYLENES	1.90	U	
METHYL TERT-BUTYL ETHER	1.40	U	
METHYLENE CHLORIDE	2.60	U	
NAPHTHALENE	1.90	U	
N-BUTYLBENZENE	0.96	U	
N-PROPYLBENZENE	1.10	U	
O-XYLENE	1.10	U	
SEC-BUTYLBENZENE	1.00	U	
STYRENE	0.88	U	
TERT-AMYL METHYL ETHER	0.54	U	
TERT-BUTYLBENZENE	1.00	U	
TERTIARY-BUTYL ALCOHOL	31.00	UR	C
TETRACHLOROETHENE	2.30	U	

nsample	DMW-10S-080808DL
samp_date	8/8/2008
lab_id	A8H090106006
qc_type	NM
units	UG/L
Pct_Solids	
DUP_OF:	

Parameter	Result	Val Qual	Qual Code
TOLUENE	1.00	U	
TOTAL XYLENES	2.20	U	
TRANS-1,2-DICHLOROETHENE	1.50	U	
TRANS-1,3-DICHLOROPROPENE	1.50	U	
TRICHLOROETHENE	1.40	U	
TRICHLOROFLUOROMETHANE	1.70	U	
VINYL ACETATE	1.50	U	
VINYL CHLORIDE	170		

PROJ_NO: 01660

SDG: 8H07118 MEDIA: WATER DATA FRACTION: OV

nsample	DMW-21D-080808
samp_date	8/8/2008
lab_id	A8H090106004
qc_type	NM
units	UG/L
Pct_Solids	
DUP_OF:	

Parameter	Result	Val Qual	Qual Code
1,1,1,2-TETRACHLOROETHANE	0.23	U	
1,1,1-TRICHLOROETHANE	0.22	U	
1,1,2,2-TETRACHLOROETHANE	0.18	U	
1,1,2-TRICHLOROTRIFLUOROETHANE	0.28	U	
1,1-DICHLOROETHANE	0.15	U	
1,1-DICHLOROETHENE	0.19	U	
1,1-DICHLOROPROPENE	0.13	U	
1,2,3-TRICHLOROBENZENE	0.17	U	
1,2,3-TRICHLOROPROPANE	0.43	U	
1,2,3-TRIMETHYLBENZENE	0.0059	U	
1,2,4-TRICHLOROBENZENE	0.15	U	
1,2,4-TRIMETHYLBENZENE	0.12	U	
1,2-DIBROMO-3-CHLOROPROPANE	0.67	U	
1,2-DIBROMOETHANE	0.24	U	
1,2-DICHLOROBENZENE	0.13	U	
1,2-DICHLOROETHANE	0.22	U	
1,2-DICHLOROPROPANE	0.18	U	
1,3-DICHLOROBENZENE	0.14	U	
1,3-DICHLOROPROPANE	0.16	U	
1,4-DICHLOROBENZENE	0.13	U	
2,2-DICHLOROPROPANE	0.13	U	
2-BUTANONE	0.57	U	
2-CHLOROETHYL VINYL ETHER	0.99	U	
2-CHLOROTOLUENE	0.11	U	
2-HEXANONE	0.41	U	
4-CHLOROTOLUENE	0.18	U	
4-ISOPROPYLTOLUENE	0.12	U	
4-METHYL-2-PENTANONE	0.32	U	
ACETONE	5.9	B	B
BENZENE	0.13	U	
BROMOBENZENE	0.13	U	
BROMOCHLOROMETHANE	0.29	U	

nsample	DMW-21D-080808
samp_date	8/8/2008
lab_id	A8H090106004
qc_type	NM
units	UG/L
Pct_Solids	
DUP_OF:	

Parameter	Result	Val Qual	Qual Code
BROMODICHLOROMETHANE	0.15	U	
BROMOFORM	0.64	U	
BROMOMETHANE	0.41	U	
CARBON DISULFIDE	0.13	U	
CARBON TETRACHLORIDE	0.13	U	
CHLOROBENZENE	0.15	U	
CHLORODIBROMOMETHANE	0.18	U	
CHLOROETHANE	0.29	U	
CHLOROFORM	0.16	U	
CHLOROMETHANE	0.30	U	
CIS-1,2-DICHLOROETHENE	0.17	U	
CIS-1,3-DICHLOROPROPENE	0.14	U	
DIBROMOMETHANE	0.28	U	
DICHLORODIFLUOROMETHANE	0.31	U	
DIISOPROPYL ETHER	1.50	U	
ETHYL TERT-BUTYL ETHER	0.11	U	
ETHYLBENZENE	0.17	U	
HEXACHLOROBUTADIENE	0.30	U	
ISOPROPYLBENZENE	0.13	U	
M+P-XYLENES	0.24	U	
METHYL TERT-BUTYL ETHER	0.17	U	
METHYLENE CHLORIDE	0.33	U	
NAPHTHALENE	0.24	U	
N-BUTYLBENZENE	0.12	U	
N-PROPYLBENZENE	0.14	U	
O-XYLENE	0.14	U	
SEC-BUTYLBENZENE	0.13	U	
STYRENE	0.11	U	
TERT-AMYL METHYL ETHER	0.067	U	
TERT-BUTYLBENZENE	0.13	U	
TERTIARY-BUTYL ALCOHOL	3.90	UR	C
TETRACHLOROETHENE	0.29	U	

nsample	DMW-21D-080808
samp_date	8/8/2008
lab_id	A8H090106004
qc_type	NM
units	UG/L
Pct_Solids	
DUP_OF:	

Parameter	Result	Val Qual	Qual Code
TOLUENE	9.2		
TOTAL XYLENES	0.28	U	
TRANS-1,2-DICHLOROETHENE	0.19	U	
TRANS-1,3-DICHLOROPROPENE	0.19	U	
TRICHLOROETHENE	0.17	U	
TRICHLOROFLUOROMETHANE	0.21	U	
VINYL ACETATE	0.19	U	
VINYL CHLORIDE	0.22	U	

PROJ_NO: 01660

SDG: 8H07118 MEDIA: WATER DATA FRACTION: OV

nsample	DMW-21I-080808DL
samp_date	8/8/2008
lab_id	A8H090106002
qc_type	NM
units	UG/L
Pct_Solids	
DUP_OF:	

Parameter	Result	Val Qual	Qual Code
1,1,1,2-TETRACHLOROETHANE	5.80	U	
1,1,1-TRICHLOROETHANE	5.50	U	
1,1,2,2-TETRACHLOROETHANE	4.50	U	
1,1,2-TRICHLOROTRIFLUOROETHANE	7.00	U	
1,1-DICHLOROETHANE	3.80	U	
1,1-DICHLOROETHENE	5	J	P
1,1-DICHLOROPROPENE	3.20	U	
1,2,3-TRICHLOROBENZENE	4.20	U	
1,2,3-TRICHLOROPROPANE	11.00	U	
1,2,3-TRIMETHYLBENZENE	0.150	U	
1,2,4-TRICHLOROBENZENE	3.80	U	
1,2,4-TRIMETHYLBENZENE	3.00	U	
1,2-DIBROMO-3-CHLOROPROPANE	17.00	U	
1,2-DIBROMOETHANE	6.00	U	
1,2-DICHLOROBENZENE	3.20	U	
1,2-DICHLOROETHANE	5.50	U	
1,2-DICHLOROPROPANE	4.50	U	
1,3-DICHLOROBENZENE	3.50	U	
1,3-DICHLOROPROPANE	4.00	U	
1,4-DICHLOROBENZENE	3.20	U	
2,2-DICHLOROPROPANE	3.20	U	
2-BUTANONE	14.00	U	
2-CHLOROETHYL VINYL ETHER	25.00	U	
2-CHLOROTOLUENE	2.80	U	
2-HEXANONE	10.00	U	
4-CHLOROTOLUENE	4.50	U	
4-ISOPROPYLTOLUENE	3.00	U	
4-METHYL-2-PENTANONE	8.00	U	
ACETONE	68	B	B
BENZENE	3.20	U	
BROMOBENZENE	3.20	U	
BROMOCHLOROMETHANE	7.20	U	

nsample	DMW-21I-080808DL
samp_date	8/8/2008
lab_id	A8H090106002
qc_type	NM
units	UG/L
Pct_Solids	
DUP_OF:	

Parameter	Result	Val Qual	Qual Code
BROMODICHLOROMETHANE	3.80	U	
BROMOFORM	16.00	U	
BROMOMETHANE	10.00	U	
CARBON DISULFIDE	3.20	U	
CARBON TETRACHLORIDE	3.20	U	
CHLOROBENZENE	3.80	U	
CHLORODIBROMOMETHANE	4.50	U	
CHLOROETHANE	7.20	U	
CHLOROFORM	4.00	U	
CHLOROMETHANE	7.50	U	
CIS-1,2-DICHLOROETHENE	770		
CIS-1,3-DICHLOROPROPENE	3.50	U	
DIBROMOMETHANE	7.00	U	
DICHLORODIFLUOROMETHANE	7.80	U	
DIISOPROPYL ETHER	38.00	U	
ETHYL TERT-BUTYL ETHER	2.80	U	
ETHYLBENZENE	4.20	U	
HEXACHLOROBUTADIENE	7.50	U	
ISOPROPYLBENZENE	3.20	U	
M+P-XYLENES	6.00	U	
METHYL TERT-BUTYL ETHER	4.20	U	
METHYLENE CHLORIDE	8.20	U	
NAPHTHALENE	6.00	U	
N-BUTYLBENZENE	3.00	U	
N-PROPYLBENZENE	3.50	U	
O-XYLENE	3.50	U	
SEC-BUTYLBENZENE	3.20	U	
STYRENE	2.80	U	
TERT-AMYL METHYL ETHER	1.70	U	
TERT-BUTYLBENZENE	3.20	U	
TERTIARY-BUTYL ALCOHOL	98.00	UR	C
TETRACHLOROETHENE	7.20	U	

nsample	DMW-21I-080808DL
samp_date	8/8/2008
lab_id	A8H090106002
qc_type	NM
units	UG/L
Pct_Solids	
DUP_OF:	

Parameter	Result	Val Qual	Qual Code
TOLUENE	3.20	U	
TOTAL XYLENES	7.00	U	
TRANS-1,2-DICHLOROETHENE	4.80	U	
TRANS-1,3-DICHLOROPROPENE	4.80	U	
TRICHLOROETHENE	210		
TRICHLOROFLUOROMETHANE	5.20	U	
VINYL ACETATE	4.80	U	
VINYL CHLORIDE	180		

PROJ_NO: 01660

SDG: 8H07118 MEDIA: WATER DATA FRACTION: OV

nsample	DMW-27DEEP-080808	nsample	DMW-27DEEP-080808	nsample	DMW-27DEEP-080808
samp_date	8/8/2008	samp_date	8/8/2008	samp_date	8/8/2008
lab_id	A8H090106005	lab_id	A8H090106005	lab_id	A8H090106005
qc_type	NM	qc_type	NM	qc_type	NM
units	UG/L	units	UG/L	units	UG/L
Pct_Solids		Pct_Solids		Pct_Solids	
DUP_OF:		DUP_OF:		DUP_OF:	

Parameter	Result	Val Qual	Qual Code
1,1,1,2-TETRACHLOROETHANE	0.23	U	
1,1,1-TRICHLOROETHANE	0.22	U	
1,1,2,2-TETRACHLOROETHANE	0.18	U	
1,1,2-TRICHLOROTRIFLUOROETHANE	0.28	U	
1,1-DICHLOROETHANE	0.15	U	
1,1-DICHLOROETHENE	0.19	U	
1,1-DICHLOROPROPENE	0.13	U	
1,2,3-TRICHLOROBENZENE	0.17	U	
1,2,3-TRICHLOROPROPANE	0.43	U	
1,2,3-TRIMETHYLBENZENE	0.0059	U	
1,2,4-TRICHLOROBENZENE	0.15	U	
1,2,4-TRIMETHYLBENZENE	0.12	U	
1,2-DIBROMO-3-CHLOROPROPANE	0.67	U	
1,2-DIBROMOETHANE	0.24	U	
1,2-DICHLOROBENZENE	0.13	U	
1,2-DICHLOROETHANE	0.22	U	
1,2-DICHLOROPROPANE	0.18	U	
1,3-DICHLOROBENZENE	0.14	U	
1,3-DICHLOROPROPANE	0.16	U	
1,4-DICHLOROBENZENE	0.13	U	
2,2-DICHLOROPROPANE	0.13	U	
2-BUTANONE	0.97	B	A
2-CHLOROETHYL VINYL ETHER	0.99	U	
2-CHLOROTOLUENE	0.11	U	
2-HEXANONE	0.41	U	
4-CHLOROTOLUENE	0.18	U	
4-ISOPROPYLTOLUENE	0.12	U	
4-METHYL-2-PENTANONE	0.32	U	
ACETONE	2.1	B	B
BENZENE	0.13	U	
BROMOBENZENE	0.13	U	
BROMOCHLOROMETHANE	0.29	U	

Parameter	Result	Val Qual	Qual Code
BROMODICHLOROMETHANE	0.15	U	
BROMOFORM	0.64	U	
BROMOMETHANE	0.41	U	
CARBON DISULFIDE	0.29	J	P
CARBON TETRACHLORIDE	0.13	U	
CHLOROBENZENE	0.15	U	
CHLORODIBROMOMETHANE	0.18	U	
CHLOROETHANE	0.29	U	
CHLOROFORM	5.8		
CHLOROMETHANE	0.30	U	
CIS-1,2-DICHLOROETHENE	0.17	U	
CIS-1,3-DICHLOROPROPENE	0.14	U	
DIBROMOMETHANE	0.28	U	
DICHLORODIFLUOROMETHANE	0.31	U	
DIISOPROPYL ETHER	1.50	U	
ETHYL TERT-BUTYL ETHER	0.11	U	
ETHYLBENZENE	0.17	U	
HEXACHLOROBUTADIENE	0.30	U	
ISOPROPYLBENZENE	0.13	U	
M+P-XYLENES	0.24	U	
METHYL TERT-BUTYL ETHER	0.17	U	
METHYLENE CHLORIDE	0.76	B	B
NAPHTHALENE	0.24	U	
N-BUTYLBENZENE	0.12	U	
N-PROPYLBENZENE	0.14	U	
O-XYLENE	0.14	U	
SEC-BUTYLBENZENE	0.13	U	
STYRENE	0.11	U	
TERT-AMYL METHYL ETHER	0.067	U	
TERT-BUTYLBENZENE	0.13	U	
TERTIARY-BUTYL ALCOHOL	3.90	UR	C
TETRACHLOROETHENE	0.29	U	

Parameter	Result	Val Qual	Qual Code
TOLUENE	1.2		
TOTAL XYLENES	0.28	U	
TRANS-1,2-DICHLOROETHENE	0.19	U	
TRANS-1,3-DICHLOROPROPENE	0.19	U	
TRICHLOROETHENE	0.17	U	
TRICHLOROFLUOROMETHANE	0.21	U	
VINYL ACETATE	0.19	U	
VINYL CHLORIDE	0.22	U	

PROJ_NO: 01660

SDG: 8H07118 MEDIA: WATER DATA FRACTION: OV

nsample	DMW-28I-080808DL
samp_date	8/8/2008
lab_id	A8H090106003
qc_type	NM
units	UG/L
Pct_Solids	
DUP_OF:	

Parameter	Result	Val Qual	Qual Code
1,1,1,2-TETRACHLOROETHANE	7.70	U	
1,1,1-TRICHLOROETHANE	7.30	U	
1,1,2,2-TETRACHLOROETHANE	6.00	U	
1,1,2-TRICHLOROTRIFLUOROETHANE	9.30	U	
1,1-DICHLOROETHANE	5.00	U	
1,1-DICHLOROETHENE	6.30	U	
1,1-DICHLOROPROPENE	4.30	U	
1,2,3-TRICHLOROBENZENE	5.70	U	
1,2,3-TRICHLOROPROPANE	14.00	U	
1,2,3-TRIMETHYLBENZENE	0.200	U	
1,2,4-TRICHLOROBENZENE	5.00	U	
1,2,4-TRIMETHYLBENZENE	4.00	U	
1,2-DIBROMO-3-CHLOROPROPANE	22.00	U	
1,2-DIBROMOETHANE	8.00	U	
1,2-DICHLOROBENZENE	4.30	U	
1,2-DICHLOROETHANE	7.9	B	B
1,2-DICHLOROPROPANE	6.00	U	
1,3-DICHLOROBENZENE	4.70	U	
1,3-DICHLOROPROPANE	5.30	U	
1,4-DICHLOROBENZENE	4.30	U	
2,2-DICHLOROPROPANE	4.30	U	
2-BUTANONE	19.00	U	
2-CHLOROETHYL VINYL ETHER	33.00	U	
2-CHLOROTOLUENE	3.70	U	
2-HEXANONE	14.00	U	
4-CHLOROTOLUENE	6.00	U	
4-ISOPROPYLTOLUENE	4.00	U	
4-METHYL-2-PENTANONE	11.00	U	
ACETONE	88	B	B
BENZENE	4.30	U	
BROMOBENZENE	4.30	U	
BROMOCHLOROMETHANE	9.70	U	

nsample	DMW-28I-080808DL
samp_date	8/8/2008
lab_id	A8H090106003
qc_type	NM
units	UG/L
Pct_Solids	
DUP_OF:	

Parameter	Result	Val Qual	Qual Code
BROMODICHLOROMETHANE	5.00	U	
BROMOFORM	21.00	U	
BROMOMETHANE	14.00	U	
CARBON DISULFIDE	4.30	U	
CARBON TETRACHLORIDE	4.30	U	
CHLOROBENZENE	5.00	U	
CHLORODIBROMOMETHANE	6.00	U	
CHLOROETHANE	9.70	U	
CHLOROFORM	5.30	U	
CHLOROMETHANE	10.00	U	
CIS-1,2-DICHLOROETHENE	440		
CIS-1,3-DICHLOROPROPENE	4.70	U	
DIBROMOMETHANE	9.30	U	
DICHLORODIFLUOROMETHANE	10.00	U	
DIISOPROPYL ETHER	50.00	U	
ETHYL TERT-BUTYL ETHER	3.70	U	
ETHYLBENZENE	5.70	U	
HEXACHLOROBUTADIENE	10.00	U	
ISOPROPYLBENZENE	4.30	U	
M+P-XYLENES	8.00	U	
METHYL TERT-BUTYL ETHER	5.70	U	
METHYLENE CHLORIDE	11.00	U	
NAPHTHALENE	8.00	U	
N-BUTYLBENZENE	4.00	U	
N-PROPYLBENZENE	4.70	U	
O-XYLENE	4.70	U	
SEC-BUTYLBENZENE	4.30	U	
STYRENE	3.70	U	
TERT-AMYL METHYL ETHER	2.20	U	
TERT-BUTYLBENZENE	4.30	U	
TERTIARY-BUTYL ALCOHOL	130.00	UR	C
TETRACHLOROETHENE	9.70	U	

nsample	DMW-28I-080808DL
samp_date	8/8/2008
lab_id	A8H090106003
qc_type	NM
units	UG/L
Pct_Solids	
DUP_OF:	

Parameter	Result	Val Qual	Qual Code
TOLUENE	4.30	U	
TOTAL XYLENES	9.30	U	
TRANS-1,2-DICHLOROETHENE	6.30	U	
TRANS-1,3-DICHLOROPROPENE	6.30	U	
TRICHLOROETHENE	830		
TRICHLOROFLUOROMETHANE	7.00	U	
VINYL ACETATE	6.30	U	
VINYL CHLORIDE	54		

PROJ_NO: 01660

SDG: 8H07118 MEDIA: WATER DATA FRACTION: OV

nsample	DMW-29DEEP-080808
samp_date	8/8/2008
lab_id	A8H090106007
qc_type	NM
units	UG/L
Pct_Solids	
DUP_OF:	

Parameter	Result	Val Qual	Qual Code
1,1,1,2-TETRACHLOROETHANE	0.23	U	
1,1,1-TRICHLOROETHANE	0.22	U	
1,1,2,2-TETRACHLOROETHANE	0.18	U	
1,1,2-TRICHLOROTRIFLUOROETHANE	0.28	U	
1,1-DICHLOROETHANE	0.15	U	
1,1-DICHLOROETHENE	0.19	U	
1,1-DICHLOROPROPENE	0.13	U	
1,2,3-TRICHLOROBENZENE	0.17	U	
1,2,3-TRICHLOROPROPANE	0.43	U	
1,2,3-TRIMETHYLBENZENE	0.0059	U	
1,2,4-TRICHLOROBENZENE	0.15	U	
1,2,4-TRIMETHYLBENZENE	0.12	U	
1,2-DIBROMO-3-CHLOROPROPANE	0.67	U	
1,2-DIBROMOETHANE	0.24	U	
1,2-DICHLOROBENZENE	0.13	U	
1,2-DICHLOROETHANE	0.22	U	
1,2-DICHLOROPROPANE	0.18	U	
1,3-DICHLOROBENZENE	0.14	U	
1,3-DICHLOROPROPANE	0.16	U	
1,4-DICHLOROBENZENE	0.13	U	
2,2-DICHLOROPROPANE	0.13	U	
2-BUTANONE	0.57	U	
2-CHLOROETHYL VINYL ETHER	0.99	U	
2-CHLOROTOLUENE	0.11	U	
2-HEXANONE	0.41	U	
4-CHLOROTOLUENE	0.18	U	
4-ISOPROPYLTOLUENE	0.12	U	
4-METHYL-2-PENTANONE	0.32	U	
ACETONE	1.4	B	B
BENZENE	0.13	U	
BROMOBENZENE	0.13	U	
BROMOCHLOROMETHANE	0.29	U	

nsample	DMW-29DEEP-080808
samp_date	8/8/2008
lab_id	A8H090106007
qc_type	NM
units	UG/L
Pct_Solids	
DUP_OF:	

Parameter	Result	Val Qual	Qual Code
BROMODICHLOROMETHANE	0.15	U	
BROMOFORM	0.64	U	
BROMOMETHANE	0.41	U	
CARBON DISULFIDE	0.13	U	
CARBON TETRACHLORIDE	0.13	U	
CHLOROBENZENE	0.15	U	
CHLORODIBROMOMETHANE	0.18	U	
CHLOROETHANE	0.29	U	
CHLOROFORM	1		
CHLOROMETHANE	0.30	U	
CIS-1,2-DICHLOROETHENE	0.17	U	
CIS-1,3-DICHLOROPROPENE	0.14	U	
DIBROMOMETHANE	0.28	U	
DICHLORODIFLUOROMETHANE	0.31	U	
DIISOPROPYL ETHER	1.50	U	
ETHYL TERT-BUTYL ETHER	0.11	U	
ETHYLBENZENE	0.17	U	
HEXACHLOROBUTADIENE	0.30	U	
ISOPROPYLBENZENE	0.13	U	
M+P-XYLENES	0.24	U	
METHYL TERT-BUTYL ETHER	0.17	U	
METHYLENE CHLORIDE	0.33	U	
NAPHTHALENE	0.24	U	
N-BUTYLBENZENE	0.12	U	
N-PROPYLBENZENE	0.14	U	
O-XYLENE	0.14	U	
SEC-BUTYLBENZENE	0.13	U	
STYRENE	0.11	U	
TERT-AMYL METHYL ETHER	0.067	U	
TERT-BUTYLBENZENE	0.13	U	
TERTIARY-BUTYL ALCOHOL	3.90	UR	C
TETRACHLOROETHENE	0.29	U	

nsample	DMW-29DEEP-080808
samp_date	8/8/2008
lab_id	A8H090106007
qc_type	NM
units	UG/L
Pct_Solids	
DUP_OF:	

Parameter	Result	Val Qual	Qual Code
TOLUENE	0.13	U	
TOTAL XYLENES	0.28	U	
TRANS-1,2-DICHLOROETHENE	0.19	U	
TRANS-1,3-DICHLOROPROPENE	0.19	U	
TRICHLOROETHENE	0.17	U	
TRICHLOROFLUOROMETHANE	0.21	U	
VINYL ACETATE	0.19	U	
VINYL CHLORIDE	0.22	U	

PROJ_NO: 01660

SDG: 8H07118 MEDIA: WATER DATA FRACTION: OV

nsample	MSA-MW15D-080608
samp_date	8/6/2008
lab_id	A8H070118002
qc_type	NM
units	UG/L
Pct_Solids	
DUP_OF:	

Parameter	Result	Val Qual	Qual Code
1,1,1,2-TETRACHLOROETHANE	0.23	U	
1,1,1-TRICHLOROETHANE	0.22	U	
1,1,2,2-TETRACHLOROETHANE	0.18	U	
1,1,2-TRICHLOROTRIFLUOROETHANE	0.28	U	
1,1-DICHLOROETHANE	0.15	U	
1,1-DICHLOROETHENE	0.19	U	
1,1-DICHLOROPROPENE	0.13	U	
1,2,3-TRICHLOROBENZENE	0.17	U	
1,2,3-TRICHLOROPROPANE	0.43	U	
1,2,3-TRIMETHYLBENZENE	0.0059	U	
1,2,4-TRICHLOROBENZENE	0.15	U	
1,2,4-TRIMETHYLBENZENE	0.12	U	
1,2-DIBROMO-3-CHLOROPROPANE	0.67	U	
1,2-DIBROMOETHANE	0.24	U	
1,2-DICHLOROBENZENE	0.13	U	
1,2-DICHLOROETHANE	0.22	U	
1,2-DICHLOROPROPANE	0.18	U	
1,3-DICHLOROBENZENE	0.14	U	
1,3-DICHLOROPROPANE	0.16	U	
1,4-DICHLOROBENZENE	0.13	U	
2,2-DICHLOROPROPANE	0.13	U	
2-BUTANONE	1.3	B	A
2-CHLOROETHYL VINYL ETHER	0.99	U	
2-CHLOROTOLUENE	0.11	U	
2-HEXANONE	0.41	U	
4-CHLOROTOLUENE	0.18	U	
4-ISOPROPYLTOLUENE	0.12	U	
4-METHYL-2-PENTANONE	0.32	U	
ACETONE	1.10	U	
BENZENE	0.13	U	
BROMOBENZENE	0.13	U	
BROMOCHLOROMETHANE	0.29	U	

nsample	MSA-MW15D-080608
samp_date	8/6/2008
lab_id	A8H070118002
qc_type	NM
units	UG/L
Pct_Solids	
DUP_OF:	

Parameter	Result	Val Qual	Qual Code
BROMODICHLOROMETHANE	0.15	U	
BROMOFORM	0.64	U	
BROMOMETHANE	0.41	U	
CARBON DISULFIDE	0.9	J	P
CARBON TETRACHLORIDE	0.13	U	
CHLOROBENZENE	0.15	U	
CHLORODIBROMOMETHANE	0.18	U	
CHLOROETHANE	0.29	U	
CHLOROFORM	0.17	J	P
CHLOROMETHANE	0.30	U	
CIS-1,2-DICHLOROETHENE	0.17	U	
CIS-1,3-DICHLOROPROPENE	0.14	U	
DIBROMOMETHANE	0.28	U	
DICHLORODIFLUOROMETHANE	0.31	U	
DIISOPROPYL ETHER	1.50	U	
ETHYL TERT-BUTYL ETHER	0.11	U	
ETHYLBENZENE	0.17	U	
HEXACHLOROBUTADIENE	0.30	U	
ISOPROPYLBENZENE	0.13	U	
M+P-XYLENES	0.24	U	
METHYL TERT-BUTYL ETHER	0.17	U	
METHYLENE CHLORIDE	0.33	U	
NAPHTHALENE	0.240	U	
N-BUTYLBENZENE	0.12	U	
N-PROPYLBENZENE	0.14	U	
O-XYLENE	0.14	U	
SEC-BUTYLBENZENE	0.13	U	
STYRENE	0.11	U	
TERT-AMYL METHYL ETHER	0.067	U	
TERT-BUTYLBENZENE	0.13	U	
TERTIARY-BUTYL ALCOHOL	3.90	UR	C
TETRACHLOROETHENE	0.29	U	

nsample	MSA-MW15D-080608
samp_date	8/6/2008
lab_id	A8H070118002
qc_type	NM
units	UG/L
Pct_Solids	
DUP_OF:	

Parameter	Result	Val Qual	Qual Code
TOLUENE	0.13	U	
TOTAL XYLENES	0.28	U	
TRANS-1,2-DICHLOROETHENE	0.19	U	
TRANS-1,3-DICHLOROPROPENE	0.19	U	
TRICHLOROETHENE	0.82	B	B
TRICHLOROFLUOROMETHANE	0.21	U	
VINYL ACETATE	0.19	U	
VINYL CHLORIDE	0.22	U	

PROJ_NO: 01660

SDG: 8H07118 MEDIA: WATER DATA FRACTION: OV

nsample	MSA-MW15I-080608DL
samp_date	8/6/2008
lab_id	A8H070118005
qc_type	NM
units	UG/L
Pct_Solids	
DUP_OF:	

Parameter	Result	Val Qual	Qual Code
1,1,1,2-TETRACHLOROETHANE	77.00	U	
1,1,1-TRICHLOROETHANE	73.00	U	
1,1,2,2-TETRACHLOROETHANE	60.00	U	
1,1,2-TRICHLOROTRIFLUOROETHANE	93.00	U	
1,1-DICHLOROETHANE	50.00	U	
1,1-DICHLOROETHENE	63.00	U	
1,1-DICHLOROPROPENE	43.00	U	
1,2,3-TRICHLOROBENZENE	57.00	U	
1,2,3-TRICHLOROPROPANE	140.00	U	
1,2,3-TRIMETHYLBENZENE	2.000	U	
1,2,4-TRICHLOROBENZENE	50.00	U	
1,2,4-TRIMETHYLBENZENE	40.00	U	
1,2-DIBROMO-3-CHLOROPROPANE	220.00	U	
1,2-DIBROMOETHANE	80.00	U	
1,2-DICHLOROBENZENE	43.00	U	
1,2-DICHLOROETHANE	73.00	U	
1,2-DICHLOROPROPANE	60.00	U	
1,3-DICHLOROBENZENE	47.00	U	
1,3-DICHLOROPROPANE	53.00	U	
1,4-DICHLOROBENZENE	43.00	U	
2,2-DICHLOROPROPANE	43.00	U	
2-BUTANONE	190.00	U	
2-CHLOROETHYL VINYL ETHER	330.00	U	
2-CHLOROTOLUENE	37.00	U	
2-HEXANONE	140.00	U	
4-CHLOROTOLUENE	60.00	U	
4-ISOPROPYLTOLUENE	40.00	U	
4-METHYL-2-PENTANONE	110.00	U	
ACETONE	640	B	B
BENZENE	43.0	U	
BROMOBENZENE	43.00	U	
BROMOCHLOROMETHANE	97.00	U	

nsample	MSA-MW15I-080608DL
samp_date	8/6/2008
lab_id	A8H070118005
qc_type	NM
units	UG/L
Pct_Solids	
DUP_OF:	

Parameter	Result	Val Qual	Qual Code
BROMODICHLOROMETHANE	50.00	U	
BROMOFORM	210.00	U	
BROMOMETHANE	140.00	U	
CARBON DISULFIDE	43.00	U	
CARBON TETRACHLORIDE	43.00	U	
CHLOROBENZENE	50.00	U	
CHLORODIBROMOMETHANE	60.00	U	
CHLOROETHANE	97.00	U	
CHLOROFORM	53.00	U	
CHLOROMETHANE	100.00	U	
CIS-1,2-DICHLOROETHENE	1600		
CIS-1,3-DICHLOROPROPENE	47.00	U	
DIBROMOMETHANE	93.00	U	
DICHLORODIFLUOROMETHANE	100.00	U	
DIISOPROPYL ETHER	500.00	U	
ETHYL TERT-BUTYL ETHER	37.00	U	
ETHYLBENZENE	57.00	U	
HEXACHLOROBUTADIENE	100.00	U	
ISOPROPYLBENZENE	43.00	U	
M+P-XYLENES	80.00	U	
METHYL TERT-BUTYL ETHER	57.00	U	
METHYLENE CHLORIDE	110.00	U	
NAPHTHALENE	80.00	U	
N-BUTYLBENZENE	40.00	U	
N-PROPYLBENZENE	47.00	U	
O-XYLENE	47.00	U	
SEC-BUTYLBENZENE	43.00	U	
STYRENE	37.00	U	
TERT-AMYL METHYL ETHER	22.000	U	
TERT-BUTYLBENZENE	43.00	U	
TERTIARY-BUTYL ALCOHOL	1300.00	UR	C
TETRACHLOROETHENE	97.00	U	

nsample	MSA-MW15I-080608DL
samp_date	8/6/2008
lab_id	A8H070118005
qc_type	NM
units	UG/L
Pct_Solids	
DUP_OF:	

Parameter	Result	Val Qual	Qual Code
TOLUENE	43.00	U	
TOTAL XYLENES	93.00	U	
TRANS-1,2-DICHLOROETHENE	63.00	U	
TRANS-1,3-DICHLOROPROPENE	63.00	U	
TRICHLOROETHENE	7300		
TRICHLOROFLUOROMETHANE	70.00	U	
VINYL ACETATE	63.00	U	
VINYL CHLORIDE	160	J	P

PROJ_NO: 01660

SDG: 8H07118 MEDIA: WATER DATA FRACTION: OV

nsample	MSA-MW15S-080608DL
samp_date	8/6/2008
lab_id	A8H070118006
qc_type	NM
units	UG/L
Pct_Solids	
DUP_OF:	

Parameter	Result	Val Qual	Qual Code
1,1,1,2-TETRACHLOROETHANE	0.38	U	
1,1,1-TRICHLOROETHANE	0.37	U	
1,1,2,2-TETRACHLOROETHANE	0.30	U	
1,1,2-TRICHLOROTRIFLUOROETHANE	0.47	U	
1,1-DICHLOROETHANE	0.25	U	
1,1-DICHLOROETHENE	0.32	U	
1,1-DICHLOROPROPENE	0.22	U	
1,2,3-TRICHLOROBENZENE	0.28	U	
1,2,3-TRICHLOROPROPANE	0.72	U	
1,2,3-TRIMETHYLBENZENE	0.0099	U	
1,2,4-TRICHLOROBENZENE	0.25	U	
1,2,4-TRIMETHYLBENZENE	0.20	U	
1,2-DIBROMO-3-CHLOROPROPANE	1.10	U	
1,2-DIBROMOETHANE	0.40	U	
1,2-DICHLOROBENZENE	0.22	U	
1,2-DICHLOROETHANE	0.37	U	
1,2-DICHLOROPROPANE	0.30	U	
1,3-DICHLOROBENZENE	0.23	U	
1,3-DICHLOROPROPANE	0.27	U	
1,4-DICHLOROBENZENE	0.22	U	
2,2-DICHLOROPROPANE	0.22	U	
2-BUTANONE	0.95	U	
2-CHLOROETHYL VINYL ETHER	1.70	U	
2-CHLOROTOLUENE	0.18	U	
2-HEXANONE	0.68	U	
4-CHLOROTOLUENE	0.30	U	
4-ISOPROPYLTOLUENE	0.20	U	
4-METHYL-2-PENTANONE	0.53	U	
ACETONE	2.5	B	B
BENZENE	0.22	U	
BROMOBENZENE	0.22	U	
BROMOCHLOROMETHANE	0.48	U	

nsample	MSA-MW15S-080608DL
samp_date	8/6/2008
lab_id	A8H070118006
qc_type	NM
units	UG/L
Pct_Solids	
DUP_OF:	

Parameter	Result	Val Qual	Qual Code
BROMODICHLOROMETHANE	0.25	U	
BROMOFORM	1.10	U	
BROMOMETHANE	0.68	U	
CARBON DISULFIDE	0.22	U	
CARBON TETRACHLORIDE	0.22	U	
CHLOROBENZENE	0.25	U	
CHLORODIBROMOMETHANE	0.30	U	
CHLOROETHANE	0.48	U	
CHLOROFORM	0.27	U	
CHLOROMETHANE	0.50	U	
CIS-1,2-DICHLOROETHENE	13		
CIS-1,3-DICHLOROPROPENE	0.23	U	
DIBROMOMETHANE	0.47	U	
DICHLORODIFLUOROMETHANE	0.52	U	
DIISOPROPYL ETHER	2.50	U	
ETHYL TERT-BUTYL ETHER	0.18	U	
ETHYLBENZENE	0.28	U	
HEXACHLOROBUTADIENE	0.50	U	
ISOPROPYLBENZENE	0.22	U	
M+P-XYLENES	0.40	U	
METHYL TERT-BUTYL ETHER	0.28	U	
METHYLENE CHLORIDE	0.55	U	
NAPHTHALENE	0.40	U	
N-BUTYLBENZENE	0.20	U	
N-PROPYLBENZENE	0.23	U	
O-XYLENE	0.23	U	
SEC-BUTYLBENZENE	0.22	U	
STYRENE	0.18	U	
TERT-AMYL METHYL ETHER	0.11	U	
TERT-BUTYLBENZENE	0.22	U	
TERTIARY-BUTYL ALCOHOL	6.50	UR	C
TETRACHLOROETHENE	0.48	U	

nsample	MSA-MW15S-080608DL
samp_date	8/6/2008
lab_id	A8H070118006
qc_type	NM
units	UG/L
Pct_Solids	
DUP_OF:	

Parameter	Result	Val Qual	Qual Code
TOLUENE	0.22	U	
TOTAL XYLENES	0.47	U	
TRANS-1,2-DICHLOROETHENE	0.32	U	
TRANS-1,3-DICHLOROPROPENE	0.32	U	
TRICHLOROETHENE	45		
TRICHLOROFLUOROMETHANE	0.35	U	
VINYL ACETATE	0.32	U	
VINYL CHLORIDE	0.65	J	P

PROJ_NO: 01660

SDG: 8H07118 MEDIA: WATER DATA FRACTION: OV

nsample	MSA-MW19D-080708
samp_date	8/7/2008
lab_id	A8H080117005
qc_type	NM
units	UG/L
Pct_Solids	
DUP_OF:	

Parameter	Result	Val Qual	Qual Code
1,1,1,2-TETRACHLOROETHANE	0.23	U	
1,1,1-TRICHLOROETHANE	0.22	U	
1,1,2,2-TETRACHLOROETHANE	0.18	U	
1,1,2-TRICHLOROTRIFLUOROETHANE	0.28	U	
1,1-DICHLOROETHANE	0.15	U	
1,1-DICHLOROETHENE	0.19	U	
1,1-DICHLOROPROPENE	0.13	U	
1,2,3-TRICHLOROBENZENE	0.17	U	
1,2,3-TRICHLOROPROPANE	0.43	U	
1,2,3-TRIMETHYLBENZENE	0.0059	U	
1,2,4-TRICHLOROBENZENE	0.15	U	
1,2,4-TRIMETHYLBENZENE	0.12	U	
1,2-DIBROMO-3-CHLOROPROPANE	0.67	U	
1,2-DIBROMOETHANE	0.24	U	
1,2-DICHLOROBENZENE	0.13	U	
1,2-DICHLOROETHANE	0.22	U	
1,2-DICHLOROPROPANE	0.18	U	
1,3-DICHLOROBENZENE	0.14	U	
1,3-DICHLOROPROPANE	0.16	U	
1,4-DICHLOROBENZENE	0.13	U	
2,2-DICHLOROPROPANE	0.13	U	
2-BUTANONE	0.57	U	
2-CHLOROETHYL VINYL ETHER	0.990	U	
2-CHLOROTOLUENE	0.11	U	
2-HEXANONE	0.41	U	
4-CHLOROTOLUENE	0.18	U	
4-ISOPROPYLTOLUENE	0.12	U	
4-METHYL-2-PENTANONE	0.32	U	
ACETONE	1.1	B	B
BENZENE	0.13	U	
BROMOBENZENE	0.13	U	
BROMOCHLOROMETHANE	0.29	U	

nsample	MSA-MW19D-080708
samp_date	8/7/2008
lab_id	A8H080117005
qc_type	NM
units	UG/L
Pct_Solids	
DUP_OF:	

Parameter	Result	Val Qual	Qual Code
BROMODICHLOROMETHANE	0.15	U	
BROMOFORM	0.64	U	
BROMOMETHANE	0.41	U	
CARBON DISULFIDE	0.39	J	P
CARBON TETRACHLORIDE	0.13	U	
CHLOROBENZENE	0.15	U	
CHLORODIBROMOMETHANE	0.18	U	
CHLOROETHANE	0.29	U	
CHLOROFORM	0.16	U	
CHLOROMETHANE	0.30	U	
CIS-1,2-DICHLOROETHENE	0.17	U	
CIS-1,3-DICHLOROPROPENE	0.14	U	
DIBROMOMETHANE	0.28	U	
DICHLORODIFLUOROMETHANE	0.31	U	
DIISOPROPYL ETHER	1.50	U	
ETHYL TERT-BUTYL ETHER	0.11	U	
ETHYLBENZENE	0.17	U	
HEXACHLOROBUTADIENE	0.30	U	
ISOPROPYLBENZENE	0.13	U	
M+P-XYLENES	0.24	U	
METHYL TERT-BUTYL ETHER	0.17	U	
METHYLENE CHLORIDE	0.33	U	
NAPHTHALENE	0.24	U	
N-BUTYLBENZENE	0.12	U	
N-PROPYLBENZENE	0.14	U	
O-XYLENE	0.14	U	
SEC-BUTYLBENZENE	0.13	U	
STYRENE	0.11	U	
TERT-AMYL METHYL ETHER	0.067	U	
TERT-BUTYLBENZENE	0.13	U	
TERTIARY-BUTYL ALCOHOL	3.90	UR	C
TETRACHLOROETHENE	0.29	U	

nsample	MSA-MW19D-080708
samp_date	8/7/2008
lab_id	A8H080117005
qc_type	NM
units	UG/L
Pct_Solids	
DUP_OF:	

Parameter	Result	Val Qual	Qual Code
TOLUENE	0.13	U	
TOTAL XYLENES	0.28	U	
TRANS-1,2-DICHLOROETHENE	0.19	U	
TRANS-1,3-DICHLOROPROPENE	0.19	U	
TRICHLOROETHENE	2.4	B	B
TRICHLOROFLUOROMETHANE	0.21	U	
VINYL ACETATE	0.19	U	
VINYL CHLORIDE	0.22	U	

PROJ_NO: 01660

SDG: 8H07118 MEDIA: WATER DATA FRACTION: OV

nsample	MSA-MW19I-080708DL
samp_date	8/7/2008
lab_id	A8H080117003
qc_type	NM
units	UG/L
Pct_Solids	
DUP_OF:	

Parameter	Result	Val Qual	Qual Code
1,1,1,2-TETRACHLOROETHANE	1.50	U	
1,1,1-TRICHLOROETHANE	1.50	U	
1,1,2,2-TETRACHLOROETHANE	1.20	U	
1,1,2-TRICHLOROTRIFLUOROETHANE	1.90	U	
1,1-DICHLOROETHANE	1.00	U	
1,1-DICHLOROETHENE	1.30	U	
1,1-DICHLOROPROPENE	0.87	U	
1,2,3-TRICHLOROBENZENE	1.10	U	
1,2,3-TRICHLOROPROPANE	2.90	U	
1,2,3-TRIMETHYLBENZENE	0.0390	U	
1,2,4-TRICHLOROBENZENE	1.00	U	
1,2,4-TRIMETHYLBENZENE	0.80	U	
1,2-DIBROMO-3-CHLOROPROPANE	4.50	U	
1,2-DIBROMOETHANE	1.60	U	
1,2-DICHLOROBENZENE	0.87	U	
1,2-DICHLOROETHANE	3.4	B	B
1,2-DICHLOROPROPANE	1.20	U	
1,3-DICHLOROBENZENE	0.93	U	
1,3-DICHLOROPROPANE	1.10	U	
1,4-DICHLOROBENZENE	0.87	U	
2,2-DICHLOROPROPANE	0.87	U	
2-BUTANONE	3.80	U	
2-CHLOROETHYL VINYL ETHER	6.60	U	
2-CHLOROTOLUENE	0.73	U	
2-HEXANONE	2.70	U	
4-CHLOROTOLUENE	1.20	U	
4-ISOPROPYLTOLUENE	0.80	U	
4-METHYL-2-PENTANONE	2.10	U	
ACETONE	12	B	B
BENZENE	0.87	U	
BROMOBENZENE	0.87	U	
BROMOCHLOROMETHANE	1.90	U	

nsample	MSA-MW19I-080708DL
samp_date	8/7/2008
lab_id	A8H080117003
qc_type	NM
units	UG/L
Pct_Solids	
DUP_OF:	

Parameter	Result	Val Qual	Qual Code
BROMODICHLOROMETHANE	1.00	U	
BROMOFORM	4.30	U	
BROMOMETHANE	2.70	U	
CARBON DISULFIDE	0.87	U	
CARBON TETRACHLORIDE	0.87	U	
CHLOROBENZENE	1.00	U	
CHLORODIBROMOMETHANE	1.20	U	
CHLOROETHANE	1.90	U	
CHLOROFORM	1.10	U	
CHLOROMETHANE	2.00	U	
CIS-1,2-DICHLOROETHENE	170		
CIS-1,3-DICHLOROPROPENE	0.93	U	
DIBROMOMETHANE	1.90	U	
DICHLORODIFLUOROMETHANE	2.10	U	
DIISOPROPYL ETHER	10.00	U	
ETHYL TERT-BUTYL ETHER	0.73	U	
ETHYLBENZENE	1.10	U	
HEXACHLOROBUTADIENE	2.00	U	
ISOPROPYLBENZENE	0.87	U	
M+P-XYLENES	1.60	U	
METHYL TERT-BUTYL ETHER	1.10	U	
METHYLENE CHLORIDE	2.20	U	
NAPHTHALENE	1.60	U	
N-BUTYLBENZENE	0.80	U	
N-PROPYLBENZENE	0.93	U	
O-XYLENE	0.93	U	
SEC-BUTYLBENZENE	0.87	U	
STYRENE	0.73	U	
TERT-AMYL METHYL ETHER	0.45	U	
TERT-BUTYLBENZENE	0.87	U	
TERTIARY-BUTYL ALCOHOL	26.00	UR	C
TETRACHLOROETHENE	1.90	U	

nsample	MSA-MW19I-080708DL
samp_date	8/7/2008
lab_id	A8H080117003
qc_type	NM
units	UG/L
Pct_Solids	
DUP_OF:	

Parameter	Result	Val Qual	Qual Code
TOLUENE	0.87	U	
TOTAL XYLENES	1.90	U	
TRANS-1,2-DICHLOROETHENE	1.3	J	P
TRANS-1,3-DICHLOROPROPENE	1.30	U	
TRICHLOROETHENE	150		
TRICHLOROFLUOROMETHANE	1.40	U	
VINYL ACETATE	1.30	U	
VINYL CHLORIDE	81		

PROJ_NO: 01660

SDG: 8H07118 MEDIA: WATER DATA FRACTION: OV

nsample	MSA-MW20D-080608	nsample	MSA-MW20D-080608	nsample	MSA-MW20D-080608
samp_date	8/6/2008	samp_date	8/6/2008	samp_date	8/6/2008
lab_id	A8H070118007	lab_id	A8H070118007	lab_id	A8H070118007
qc_type	NM	qc_type	NM	qc_type	NM
units	UG/L	units	UG/L	units	UG/L
Pct_Solids		Pct_Solids		Pct_Solids	
DUP_OF:		DUP_OF:		DUP_OF:	

Parameter	Result	Val Qual	Qual Code
1,1,1,2-TETRACHLOROETHANE	0.23	U	
1,1,1-TRICHLOROETHANE	0.22	U	
1,1,2,2-TETRACHLOROETHANE	0.18	U	
1,1,2-TRICHLOROTRIFLUOROETHANE	0.28	U	
1,1-DICHLOROETHANE	0.15	U	
1,1-DICHLOROETHENE	0.19	U	
1,1-DICHLOROPROPENE	0.13	U	
1,2,3-TRICHLOROBENZENE	0.17	U	
1,2,3-TRICHLOROPROPANE	0.43	U	
1,2,3-TRIMETHYLBENZENE	0.0059	U	
1,2,4-TRICHLOROBENZENE	0.15	U	
1,2,4-TRIMETHYLBENZENE	0.12	U	
1,2-DIBROMO-3-CHLOROPROPANE	0.67	U	
1,2-DIBROMOETHANE	0.24	U	
1,2-DICHLOROBENZENE	0.13	U	
1,2-DICHLOROETHANE	0.79	B	B
1,2-DICHLOROPROPANE	0.18	U	
1,3-DICHLOROBENZENE	0.14	U	
1,3-DICHLOROPROPANE	0.16	U	
1,4-DICHLOROBENZENE	0.13	U	
2,2-DICHLOROPROPANE	0.13	U	
2-BUTANONE	0.57	U	
2-CHLOROETHYL VINYL ETHER	0.99	U	
2-CHLOROTOLUENE	0.11	U	
2-HEXANONE	0.41	U	
4-CHLOROTOLUENE	0.18	U	
4-ISOPROPYLTOLUENE	0.12	U	
4-METHYL-2-PENTANONE	0.32	U	
ACETONE	1.10	U	
BENZENE	0.13	U	
BROMOBENZENE	0.13	U	
BROMOCHLOROMETHANE	0.29	U	

Parameter	Result	Val Qual	Qual Code
BROMODICHLOROMETHANE	0.15	U	
BROMOFORM	0.64	U	
BROMOMETHANE	0.41	U	
CARBON DISULFIDE	0.13	U	
CARBON TETRACHLORIDE	0.13	U	
CHLOROBENZENE	0.15	U	
CHLORODIBROMOMETHANE	0.18	U	
CHLOROETHANE	0.29	U	
CHLOROFORM	0.37	J	P
CHLOROMETHANE	0.30	U	
CIS-1,2-DICHLOROETHENE	3.3		
CIS-1,3-DICHLOROPROPENE	0.14	U	
DIBROMOMETHANE	0.28	U	
DICHLORODIFLUOROMETHANE	0.31	U	
DIISOPROPYL ETHER	1.50	U	
ETHYL TERT-BUTYL ETHER	0.11	U	
ETHYLBENZENE	0.17	U	
HEXACHLOROBUTADIENE	0.30	U	
ISOPROPYLBENZENE	0.13	U	
M+P-XYLENES	0.24	U	
METHYL TERT-BUTYL ETHER	0.17	U	
METHYLENE CHLORIDE	0.33	U	
NAPHTHALENE	0.24	U	
N-BUTYLBENZENE	0.12	U	
N-PROPYLBENZENE	0.14	U	
O-XYLENE	0.14	U	
SEC-BUTYLBENZENE	0.13	U	
STYRENE	0.11	U	
TERT-AMYL METHYL ETHER	0.067	U	
TERT-BUTYLBENZENE	0.13	U	
TERTIARY-BUTYL ALCOHOL	3.90	UR	C
TETRACHLOROETHENE	0.29	U	

Parameter	Result	Val Qual	Qual Code
TOLUENE	0.13	U	
TOTAL XYLENES	0.28	U	
TRANS-1,2-DICHLOROETHENE	0.19	U	
TRANS-1,3-DICHLOROPROPENE	0.19	U	
TRICHLOROETHENE	40		
TRICHLOROFLUOROMETHANE	0.21	U	
VINYL ACETATE	0.19	U	
VINYL CHLORIDE	0.97	J	P

PROJ_NO: 01660

SDG: 8H07118 MEDIA: WATER DATA FRACTION: OV

nsample	MSA-MW20I-080608DL
samp_date	8/6/2008
lab_id	A8H070118004
qc_type	NM
units	UG/L
Pct_Solids	
DUP_OF:	

Parameter	Result	Val Qual	Qual Code
1,1,1,2-TETRACHLOROETHANE	2.30	U	
1,1,1-TRICHLOROETHANE	2.20	U	
1,1,2,2-TETRACHLOROETHANE	1.80	U	
1,1,2-TRICHLOROTRIFLUOROETHANE	2.80	U	
1,1-DICHLOROETHANE	1.500	U	
1,1-DICHLOROETHENE	1.90	U	
1,1-DICHLOROPROPENE	1.30	U	
1,2,3-TRICHLOROBENZENE	1.70	U	
1,2,3-TRICHLOROPROPANE	4.30	U	
1,2,3-TRIMETHYLBENZENE	0.0590	U	
1,2,4-TRICHLOROBENZENE	1.50	U	
1,2,4-TRIMETHYLBENZENE	1.20	U	
1,2-DIBROMO-3-CHLOROPROPANE	6.70	U	
1,2-DIBROMOETHANE	2.40	U	
1,2-DICHLOROBENZENE	1.30	U	
1,2-DICHLOROETHANE	2.20	U	
1,2-DICHLOROPROPANE	1.80	U	
1,3-DICHLOROBENZENE	1.40	U	
1,3-DICHLOROPROPANE	1.60	U	
1,4-DICHLOROBENZENE	1.30	U	
2,2-DICHLOROPROPANE	1.30	U	
2-BUTANONE	5.70	U	
2-CHLOROETHYL VINYL ETHER	9.90	U	
2-CHLOROTOLUENE	1.10	U	
2-HEXANONE	4.10	U	
4-CHLOROTOLUENE	1.80	U	
4-ISOPROPYLTOLUENE	1.20	U	
4-METHYL-2-PENTANONE	3.20	U	
ACETONE	22	B	B
BENZENE	1.30	U	
BROMOBENZENE	1.30	U	
BROMOCHLOROMETHANE	2.90	U	

nsample	MSA-MW20I-080608DL
samp_date	8/6/2008
lab_id	A8H070118004
qc_type	NM
units	UG/L
Pct_Solids	
DUP_OF:	

Parameter	Result	Val Qual	Qual Code
BROMODICHLOROMETHANE	1.50	U	
BROMOFORM	6.40	U	
BROMOMETHANE	4.10	U	
CARBON DISULFIDE	1.30	U	
CARBON TETRACHLORIDE	1.30	U	
CHLOROBENZENE	24		
CHLORODIBROMOMETHANE	1.80	U	
CHLOROETHANE	2.90	U	
CHLOROFORM	1.60	U	
CHLOROMETHANE	3.00	U	
CIS-1,2-DICHLOROETHENE	240		
CIS-1,3-DICHLOROPROPENE	1.40	U	
DIBROMOMETHANE	2.80	U	
DICHLORODIFLUOROMETHANE	3.10	U	
DIISOPROPYL ETHER	15.00	U	
ETHYL TERT-BUTYL ETHER	1.10	U	
ETHYLBENZENE	1.70	U	
HEXACHLOROBUTADIENE	3.00	U	
ISOPROPYLBENZENE	1.30	U	
M+P-XYLENES	2.40	U	
METHYL TERT-BUTYL ETHER	1.70	U	
METHYLENE CHLORIDE	3.30	U	
NAPHTHALENE	2.40	U	
N-BUTYLBENZENE	1.20	U	
N-PROPYLBENZENE	1.40	U	
O-XYLENE	1.40	U	
SEC-BUTYLBENZENE	1.30	U	
STYRENE	1.10	U	
TERT-AMYL METHYL ETHER	0.67	U	
TERT-BUTYLBENZENE	1.30	U	
TERTIARY-BUTYL ALCOHOL	39.00	UR	C
TETRACHLOROETHENE	2.90	U	

nsample	MSA-MW20I-080608DL
samp_date	8/6/2008
lab_id	A8H070118004
qc_type	NM
units	UG/L
Pct_Solids	
DUP_OF:	

Parameter	Result	Val Qual	Qual Code
TOLUENE	1.30	U	
TOTAL XYLENES	2.80	U	
TRANS-1,2-DICHLOROETHENE	1.90	U	
TRANS-1,3-DICHLOROPROPENE	1.90	U	
TRICHLOROETHENE	46		
TRICHLOROFLUOROMETHANE	2.10	U	
VINYL ACETATE	1.90	U	
VINYL CHLORIDE	200		

PROJ_NO: 01660

SDG: 8H07118 MEDIA: WATER DATA FRACTION: OV

nsample	MSA-MW20S-080608DL
samp_date	8/6/2008
lab_id	A8H070118003
qc_type	NM
units	UG/L
Pct_Solids	
DUP_OF:	

Parameter	Result	Val Qual	Qual Code
1,1,1,2-TETRACHLOROETHANE	18.00	U	
1,1,1-TRICHLOROETHANE	17.00	U	
1,1,2,2-TETRACHLOROETHANE	14.00	U	
1,1,2-TRICHLOROTRIFLUOROETHANE	22.00	U	
1,1-DICHLOROETHANE	12.00	U	
1,1-DICHLOROETHENE	20	J	P
1,1-DICHLOROPROPENE	10.00	U	
1,2,3-TRICHLOROBENZENE	13.00	U	
1,2,3-TRICHLOROPROPANE	33.00	U	
1,2,3-TRIMETHYLBENZENE	0.4500	U	
1,2,4-TRICHLOROBENZENE	12.00	U	
1,2,4-TRIMETHYLBENZENE	9.20	U	
1,2-DIBROMO-3-CHLOROPROPANE	52.00	U	
1,2-DIBROMOETHANE	18.00	U	
1,2-DICHLOROBENZENE	10.00	U	
1,2-DICHLOROETHANE	17.00	U	
1,2-DICHLOROPROPANE	14.00	U	
1,3-DICHLOROBENZENE	11.00	U	
1,3-DICHLOROPROPANE	12.00	U	
1,4-DICHLOROBENZENE	10.00	U	
2,2-DICHLOROPROPANE	10.00	U	
2-BUTANONE	44.00	U	
2-CHLOROETHYL VINYL ETHER	76.00	U	
2-CHLOROTOLUENE	8.50	U	
2-HEXANONE	32.00	U	
4-CHLOROTOLUENE	14.00	U	
4-ISOPROPYLTOLUENE	9.20	U	
4-METHYL-2-PENTANONE	25.00	U	
ACETONE	150	B	B
BENZENE	10.00	U	
BROMOBENZENE	10.00	U	
BROMOCHLOROMETHANE	22.00	U	

nsample	MSA-MW20S-080608DL
samp_date	8/6/2008
lab_id	A8H070118003
qc_type	NM
units	UG/L
Pct_Solids	
DUP_OF:	

Parameter	Result	Val Qual	Qual Code
BROMODICHLOROMETHANE	12.00	U	
BROMOFORM	49.00	U	
BROMOMETHANE	32.00	U	
CARBON DISULFIDE	10.00	U	
CARBON TETRACHLORIDE	10.00	U	
CHLOROBENZENE	450		
CHLORODIBROMOMETHANE	14.00	U	
CHLOROETHANE	22.00	U	
CHLOROFORM	12.00	U	
CHLOROMETHANE	23.00	U	
CIS-1,2-DICHLOROETHENE	2100		
CIS-1,3-DICHLOROPROPENE	11.00	U	
DIBROMOMETHANE	22.00	U	
DICHLORODIFLUOROMETHANE	24.00	U	
DIISOPROPYL ETHER	120.00	U	
ETHYL TERT-BUTYL ETHER	8.50	U	
ETHYLBENZENE	41	J	P
HEXACHLOROBUTADIENE	23.00	U	
ISOPROPYLBENZENE	10.00	U	
M+P-XYLENES	18.00	U	
METHYL TERT-BUTYL ETHER	13.00	U	
METHYLENE CHLORIDE	25.00	U	
NAPHTHALENE	18.00	U	
N-BUTYLBENZENE	9.20	U	
N-PROPYLBENZENE	11.00	U	
O-XYLENE	11.00	U	
SEC-BUTYLBENZENE	10.00	U	
STYRENE	8.50	U	
TERT-AMYL METHYL ETHER	5.20	U	
TERT-BUTYLBENZENE	10.00	U	
TERTIARY-BUTYL ALCOHOL	300.00	UR	C
TETRACHLOROETHENE	22.00	U	

nsample	MSA-MW20S-080608DL
samp_date	8/6/2008
lab_id	A8H070118003
qc_type	NM
units	UG/L
Pct_Solids	
DUP_OF:	

Parameter	Result	Val Qual	Qual Code
TOLUENE	23	J	P
TOTAL XYLENES	22.00	U	
TRANS-1,2-DICHLOROETHENE	29	J	P
TRANS-1,3-DICHLOROPROPENE	15.00	U	
TRICHLOROETHENE	1300		
TRICHLOROFLUOROMETHANE	16.00	U	
VINYL ACETATE	15.00	U	
VINYL CHLORIDE	1100		

PROJ_NO: 01660

SDG: 8H07118 MEDIA: WATER DATA FRACTION: OV

nsample	MSA-MW26D-080708
samp_date	8/7/2008
lab_id	A8H080117004
qc_type	NM
units	UG/L
Pct_Solids	
DUP_OF:	

Parameter	Result	Val Qual	Qual Code
1,1,1,2-TETRACHLOROETHANE	0.23	U	
1,1,1-TRICHLOROETHANE	0.22	U	
1,1,2,2-TETRACHLOROETHANE	0.18	U	
1,1,2-TRICHLOROTRIFLUOROETHANE	0.28	U	
1,1-DICHLOROETHANE	0.15	U	
1,1-DICHLOROETHENE	0.19	U	
1,1-DICHLOROPROPENE	0.13	U	
1,2,3-TRICHLOROBENZENE	0.17	U	
1,2,3-TRICHLOROPROPANE	0.43	U	
1,2,3-TRIMETHYLBENZENE	0.0059	U	
1,2,4-TRICHLOROBENZENE	0.15	U	
1,2,4-TRIMETHYLBENZENE	0.12	U	
1,2-DIBROMO-3-CHLOROPROPANE	0.67	U	
1,2-DIBROMOETHANE	0.24	U	
1,2-DICHLOROBENZENE	0.13	U	
1,2-DICHLOROETHANE	0.22	U	
1,2-DICHLOROPROPANE	0.18	U	
1,3-DICHLOROBENZENE	0.14	U	
1,3-DICHLOROPROPANE	0.16	U	
1,4-DICHLOROBENZENE	0.13	U	
2,2-DICHLOROPROPANE	0.13	U	
2-BUTANONE	0.62	B	A
2-CHLOROETHYL VINYL ETHER	0.99	U	
2-CHLOROTOLUENE	0.11	U	
2-HEXANONE	0.41	U	
4-CHLOROTOLUENE	0.18	U	
4-ISOPROPYLTOLUENE	0.12	U	
4-METHYL-2-PENTANONE	0.32	U	
ACETONE	2.1	B	B
BENZENE	0.13	U	
BROMOBENZENE	0.13	U	
BROMOCHLOROMETHANE	0.29	U	

nsample	MSA-MW26D-080708
samp_date	8/7/2008
lab_id	A8H080117004
qc_type	NM
units	UG/L
Pct_Solids	
DUP_OF:	

Parameter	Result	Val Qual	Qual Code
BROMODICHLOROMETHANE	0.15	U	
BROMOFORM	0.64	U	
BROMOMETHANE	0.41	U	
CARBON DISULFIDE	0.13	U	
CARBON TETRACHLORIDE	0.13	U	
CHLOROBENZENE	0.15	U	
CHLORODIBROMOMETHANE	0.18	U	
CHLOROETHANE	0.29	U	
CHLOROFORM	1.1		
CHLOROMETHANE	0.30	U	
CIS-1,2-DICHLOROETHENE	4.1		
CIS-1,3-DICHLOROPROPENE	0.14	U	
DIBROMOMETHANE	0.28	U	
DICHLORODIFLUOROMETHANE	0.31	U	
DIISOPROPYL ETHER	1.50	U	
ETHYL TERT-BUTYL ETHER	0.11	U	
ETHYLBENZENE	0.17	U	
HEXACHLOROBUTADIENE	0.30	U	
ISOPROPYLBENZENE	0.13	U	
M+P-XYLENES	0.24	U	
METHYL TERT-BUTYL ETHER	0.17	U	
METHYLENE CHLORIDE	0.33	U	
NAPHTHALENE	0.24	U	
N-BUTYLBENZENE	0.12	U	
N-PROPYLBENZENE	0.14	U	
O-XYLENE	0.14	U	
SEC-BUTYLBENZENE	0.13	U	
STYRENE	0.11	U	
TERT-AMYL METHYL ETHER	0.067	U	
TERT-BUTYLBENZENE	0.13	U	
TERTIARY-BUTYL ALCOHOL	3.90	UR	C
TETRACHLOROETHENE	0.73	J	P

nsample	MSA-MW26D-080708
samp_date	8/7/2008
lab_id	A8H080117004
qc_type	NM
units	UG/L
Pct_Solids	
DUP_OF:	

Parameter	Result	Val Qual	Qual Code
TOLUENE	0.13	U	
TOTAL XYLENES	0.28	U	
TRANS-1,2-DICHLOROETHENE	0.19	U	
TRANS-1,3-DICHLOROPROPENE	0.19	U	
TRICHLOROETHENE	1.4	B	B
TRICHLOROFLUOROMETHANE	0.21	U	
VINYL ACETATE	0.19	U	
VINYL CHLORIDE	0.69	J	P

PROJ_NO: 01660

SDG: 8H07118 MEDIA: WATER DATA FRACTION: OV

nsample	MSA-MW26I-080708	nsample	MSA-MW26I-080708	nsample	MSA-MW26I-080708
samp_date	8/7/2008	samp_date	8/7/2008	samp_date	8/7/2008
lab_id	A8H080117006	lab_id	A8H080117006	lab_id	A8H080117006
qc_type	NM	qc_type	NM	qc_type	NM
units	UG/L	units	UG/L	units	UG/L
Pct_Solids		Pct_Solids		Pct_Solids	
DUP_OF:		DUP_OF:		DUP_OF:	

Parameter	Result	Val Qual	Qual Code
1,1,1,2-TETRACHLOROETHANE	0.23	U	
1,1,1-TRICHLOROETHANE	0.22	U	
1,1,2,2-TETRACHLOROETHANE	0.18	U	
1,1,2-TRICHLOROTRIFLUOROETHANE	0.28	U	
1,1-DICHLOROETHANE	0.15	U	
1,1-DICHLOROETHENE	0.19	U	
1,1-DICHLOROPROPENE	0.13	U	
1,2,3-TRICHLOROBENZENE	0.17	U	
1,2,3-TRICHLOROPROPANE	0.43	U	
1,2,3-TRIMETHYLBENZENE	0.0059	U	
1,2,4-TRICHLOROBENZENE	0.15	U	
1,2,4-TRIMETHYLBENZENE	0.12	U	
1,2-DIBROMO-3-CHLOROPROPANE	0.67	U	
1,2-DIBROMOETHANE	0.24	U	
1,2-DICHLOROBENZENE	0.13	U	
1,2-DICHLOROETHANE	0.22	U	
1,2-DICHLOROPROPANE	0.18	U	
1,3-DICHLOROBENZENE	0.14	U	
1,3-DICHLOROPROPANE	0.16	U	
1,4-DICHLOROBENZENE	0.13	U	
2,2-DICHLOROPROPANE	0.13	U	
2-BUTANONE	0.57	U	
2-CHLOROETHYL VINYL ETHER	0.99	U	
2-CHLOROTOLUENE	0.11	U	
2-HEXANONE	0.41	U	
4-CHLOROTOLUENE	0.18	U	
4-ISOPROPYLTOLUENE	0.12	U	
4-METHYL-2-PENTANONE	0.32	U	
ACETONE	1.10	U	
BENZENE	0.13	U	
BROMOBENZENE	0.13	U	
BROMOCHLOROMETHANE	0.29	U	

Parameter	Result	Val Qual	Qual Code
BROMODICHLOROMETHANE	0.15	U	
BROMOFORM	0.64	U	
BROMOMETHANE	0.41	U	
CARBON DISULFIDE	0.29	J	P
CARBON TETRACHLORIDE	0.13	U	
CHLOROBENZENE	0.15	U	
CHLORODIBROMOMETHANE	0.18	U	
CHLOROETHANE	0.29	U	
CHLOROFORM	0.16	U	
CHLOROMETHANE	0.30	U	
CIS-1,2-DICHLOROETHENE	1.2		
CIS-1,3-DICHLOROPROPENE	0.14	U	
DIBROMOMETHANE	0.28	U	
DICHLORODIFLUOROMETHANE	0.31	U	
DIISOPROPYL ETHER	1.50	U	
ETHYL TERT-BUTYL ETHER	0.11	U	
ETHYLBENZENE	0.17	U	
HEXACHLOROBUTADIENE	0.30	U	
ISOPROPYLBENZENE	0.13	U	
M+P-XYLENES	0.33	J	P
METHYL TERT-BUTYL ETHER	0.17	U	
METHYLENE CHLORIDE	0.33	U	
NAPHTHALENE	0.24	U	
N-BUTYLBENZENE	0.12	U	
N-PROPYLBENZENE	0.14	U	
O-XYLENE	0.14	U	
SEC-BUTYLBENZENE	0.13	U	
STYRENE	0.11	U	
TERT-AMYL METHYL ETHER	0.067	U	
TERT-BUTYLBENZENE	0.13	U	
TERTIARY-BUTYL ALCOHOL	3.90	UR	C
TETRACHLOROETHENE	0.29	U	

Parameter	Result	Val Qual	Qual Code
TOLUENE	0.13	U	
TOTAL XYLENES	0.33	J	P
TRANS-1,2-DICHLOROETHENE	0.19	U	
TRANS-1,3-DICHLOROPROPENE	0.19	U	
TRICHLOROETHENE	0.33	B	B
TRICHLOROFLUOROMETHANE	0.21	U	
VINYL ACETATE	0.19	U	
VINYL CHLORIDE	1.1		

PROJ_NO: 01660

SDG: 8H07118 MEDIA: WATER DATA FRACTION: OV

nsample	MSA-MW26S-080708DL	nsample	MSA-MW26S-080708DL	nsample	MSA-MW26S-080708DL
samp_date	8/7/2008	samp_date	8/7/2008	samp_date	8/7/2008
lab_id	A8H080117002	lab_id	A8H080117002	lab_id	A8H080117002
qc_type	NM	qc_type	NM	qc_type	NM
units	UG/L	units	UG/L	units	UG/L
Pct_Solids		Pct_Solids		Pct_Solids	
DUP_OF:		DUP_OF:		DUP_OF:	

Parameter	Result	Val Qual	Qual Code
1,1,1,2-TETRACHLOROETHANE	1.50	U	
1,1,1-TRICHLOROETHANE	1.50	U	
1,1,2,2-TETRACHLOROETHANE	1.20	U	
1,1,2-TRICHLOROTRIFLUOROETHANE	1.90	U	
1,1-DICHLOROETHANE	1.00	U	
1,1-DICHLOROETHENE	1.30	U	
1,1-DICHLOROPROPENE	0.87	U	
1,2,3-TRICHLOROBENZENE	1.10	U	
1,2,3-TRICHLOROPROPANE	2.90	U	
1,2,3-TRIMETHYLBENZENE	1.1	J	P
1,2,4-TRICHLOROBENZENE	1.00	U	
1,2,4-TRIMETHYLBENZENE	1.4	J	P
1,2-DIBROMO-3-CHLOROPROPANE	4.50	U	
1,2-DIBROMOETHANE	1.60	U	
1,2-DICHLOROBENZENE	0.87	U	
1,2-DICHLOROETHANE	1.50	U	
1,2-DICHLOROPROPANE	1.20	U	
1,3-DICHLOROBENZENE	0.93	U	
1,3-DICHLOROPROPANE	1.10	U	
1,4-DICHLOROBENZENE	0.87	U	
2,2-DICHLOROPROPANE	0.87	U	
2-BUTANONE	3.80	U	
2-CHLOROETHYL VINYL ETHER	6.60	U	
2-CHLOROTOLUENE	0.73	U	
2-HEXANONE	2.70	U	
4-CHLOROTOLUENE	1.20	U	
4-ISOPROPYLTOLUENE	11		
4-METHYL-2-PENTANONE	2.10	U	
ACETONE	24	B	B
BENZENE	22		
BROMOBENZENE	0.87	U	
BROMOCHLOROMETHANE	1.90	U	

Parameter	Result	Val Qual	Qual Code
BROMODICHLOROMETHANE	1.00	U	
BROMOFORM	4.30	U	
BROMOMETHANE	2.70	U	
CARBON DISULFIDE	0.87	U	
CARBON TETRACHLORIDE	0.87	U	
CHLOROBENZENE	1.00	U	
CHLORODIBROMOMETHANE	1.20	U	
CHLOROETHANE	1.90	U	
CHLOROFORM	1.10	U	
CHLOROMETHANE	2.00	U	
CIS-1,2-DICHLOROETHENE	150		
CIS-1,3-DICHLOROPROPENE	0.93	U	
DIBROMOMETHANE	1.90	U	
DICHLORODIFLUOROMETHANE	2.10	U	
DIISOPROPYL ETHER	10.00	U	
ETHYL TERT-BUTYL ETHER	0.73	U	
ETHYLBENZENE	1.5	J	P
HEXACHLOROBUTADIENE	2.00	U	
ISOPROPYLBENZENE	0.87	U	
M+P-XYLENES	1.60	U	
METHYL TERT-BUTYL ETHER	1.10	U	
METHYLENE CHLORIDE	2.20	U	
NAPHTHALENE	1.60	U	
N-BUTYLBENZENE	0.80	U	
N-PROPYLBENZENE	0.93	U	
O-XYLENE	1.4	J	P
SEC-BUTYLBENZENE	0.87	U	
STYRENE	0.73	U	
TERT-AMYL METHYL ETHER	0.45	U	
TERT-BUTYLBENZENE	0.87	U	
TERTIARY-BUTYL ALCOHOL	26.00	UR	C
TETRACHLOROETHENE	1.90	U	

Parameter	Result	Val Qual	Qual Code
TOLUENE	1.2	J	P
TOTAL XYLENES	1.90	U	
TRANS-1,2-DICHLOROETHENE	2	J	P
TRANS-1,3-DICHLOROPROPENE	1.30	U	
TRICHLOROETHENE	1.10	U	
TRICHLOROFLUOROMETHANE	1.40	U	
VINYL ACETATE	1.30	U	
VINYL CHLORIDE	160		

PROJ_NO: 01660

SDG: 8H07118 MEDIA: WATER DATA FRACTION: OV

nsample	TB-080608
samp_date	8/6/2008
lab_id	A8H070118001
qc_type	NM
units	UG/L
Pct_Solids	
DUP_OF:	

Parameter	Result	Val Qual	Qual Code
1,1,1,2-TETRACHLOROETHANE	0.23	U	
1,1,1-TRICHLOROETHANE	0.22	U	
1,1,2,2-TETRACHLOROETHANE	0.18	U	
1,1,2-TRICHLOROTRIFLUOROETHANE	0.28	U	
1,1-DICHLOROETHANE	0.15	U	
1,1-DICHLOROETHENE	0.19	U	
1,1-DICHLOROPROPENE	0.13	U	
1,2,3-TRICHLOROBENZENE	0.19	J	P
1,2,3-TRICHLOROPROPANE	0.43	U	
1,2,3-TRIMETHYLBENZENE	0.0059	U	
1,2,4-TRICHLOROBENZENE	0.15	U	
1,2,4-TRIMETHYLBENZENE	0.12	U	
1,2-DIBROMO-3-CHLOROPROPANE	0.67	U	
1,2-DIBROMOETHANE	0.24	U	
1,2-DICHLOROBENZENE	0.13	U	
1,2-DICHLOROETHANE	0.74	J	P
1,2-DICHLOROPROPANE	0.18	U	
1,3-DICHLOROBENZENE	0.14	U	
1,3-DICHLOROPROPANE	0.16	U	
1,4-DICHLOROBENZENE	0.13	U	
2,2-DICHLOROPROPANE	0.13	U	
2-BUTANONE	0.57	U	
2-CHLOROETHYL VINYL ETHER	0.99	U	
2-CHLOROTOLUENE	0.11	U	
2-HEXANONE	0.41	U	
4-CHLOROTOLUENE	0.18	U	
4-ISOPROPYLTOLUENE	0.12	U	
4-METHYL-2-PENTANONE	0.32	U	
ACETONE	8.8		
BENZENE	0.13	U	
BROMOBENZENE	0.13	U	
BROMOCHLOROMETHANE	0.29	U	

nsample	TB-080608
samp_date	8/6/2008
lab_id	A8H070118001
qc_type	NM
units	UG/L
Pct_Solids	
DUP_OF:	

Parameter	Result	Val Qual	Qual Code
BROMODICHLOROMETHANE	0.15	U	
BROMOFORM	0.64	U	
BROMOMETHANE	0.41	U	
CARBON DISULFIDE	0.13	U	
CARBON TETRACHLORIDE	0.13	U	
CHLOROBENZENE	0.15	U	
CHLORODIBROMOMETHANE	0.18	U	
CHLOROETHANE	0.29	U	
CHLOROFORM	0.16	U	
CHLOROMETHANE	0.30	U	
CIS-1,2-DICHLOROETHENE	0.17	U	
CIS-1,3-DICHLOROPROPENE	0.14	U	
DIBROMOMETHANE	0.28	U	
DICHLORODIFLUOROMETHANE	0.31	U	
DIISOPROPYL ETHER	1.50	U	
ETHYL TERT-BUTYL ETHER	0.11	U	
ETHYLBENZENE	0.17	U	
HEXACHLOROBUTADIENE	0.30	U	
ISOPROPYLBENZENE	0.13	U	
M+P-XYLENES	0.24	U	
METHYL TERT-BUTYL ETHER	0.17	U	
METHYLENE CHLORIDE	4.7		
NAPHTHALENE	0.24	U	
N-BUTYLBENZENE	0.12	U	
N-PROPYLBENZENE	0.14	U	
O-XYLENE	0.14	U	
SEC-BUTYLBENZENE	0.13	U	
STYRENE	0.11	U	
TERT-AMYL METHYL ETHER	0.067	U	
TERT-BUTYLBENZENE	0.13	U	
TERTIARY-BUTYL ALCOHOL	3.90	UR	C
TETRACHLOROETHENE	0.29	U	

nsample	TB-080608
samp_date	8/6/2008
lab_id	A8H070118001
qc_type	NM
units	UG/L
Pct_Solids	
DUP_OF:	

Parameter	Result	Val Qual	Qual Code
TOLUENE	0.13	U	
TOTAL XYLENES	0.28	U	
TRANS-1,2-DICHLOROETHENE	0.19	U	
TRANS-1,3-DICHLOROPROPENE	0.19	U	
TRICHLOROETHENE	0.55	J	P
TRICHLOROFLUOROMETHANE	0.21	U	
VINYL ACETATE	0.19	U	
VINYL CHLORIDE	0.22	U	

PROJ_NO: 01660

SDG: 8H07118 MEDIA: WATER DATA FRACTION: OV

nsample	TB-080708
samp_date	8/7/2008
lab_id	A8H080117001
qc_type	NM
units	UG/L
Pct_Solids	
DUP_OF:	

Parameter	Result	Val Qual	Qual Code
1,1,1,2-TETRACHLOROETHANE	0.23	U	
1,1,1-TRICHLOROETHANE	0.22	U	
1,1,2,2-TETRACHLOROETHANE	0.18	U	
1,1,2-TRICHLOROTRIFLUOROETHANE	0.28	U	
1,1-DICHLOROETHANE	0.15	U	
1,1-DICHLOROETHENE	0.19	U	
1,1-DICHLOROPROPENE	0.13	U	
1,2,3-TRICHLOROBENZENE	0.17	U	
1,2,3-TRICHLOROPROPANE	0.43	U	
1,2,3-TRIMETHYLBENZENE	0.0059	U	
1,2,4-TRICHLOROBENZENE	0.15	U	
1,2,4-TRIMETHYLBENZENE	0.12	U	
1,2-DIBROMO-3-CHLOROPROPANE	0.67	U	
1,2-DIBROMOETHANE	0.24	U	
1,2-DICHLOROBENZENE	0.13	U	
1,2-DICHLOROETHANE	0.84	J	P
1,2-DICHLOROPROPANE	0.18	U	
1,3-DICHLOROBENZENE	0.14	U	
1,3-DICHLOROPROPANE	0.16	U	
1,4-DICHLOROBENZENE	0.13	U	
2,2-DICHLOROPROPANE	0.13	U	
2-BUTANONE	0.57	U	
2-CHLOROETHYL VINYL ETHER	0.99	U	
2-CHLOROTOLUENE	0.11	U	
2-HEXANONE	0.41	U	
4-CHLOROTOLUENE	0.18	U	
4-ISOPROPYLTOLUENE	0.12	U	
4-METHYL-2-PENTANONE	0.32	U	
ACETONE	5.3		
BENZENE	0.13	U	
BROMOBENZENE	0.13	U	
BROMOCHLOROMETHANE	0.29	U	

nsample	TB-080708
samp_date	8/7/2008
lab_id	A8H080117001
qc_type	NM
units	UG/L
Pct_Solids	
DUP_OF:	

Parameter	Result	Val Qual	Qual Code
BROMODICHLOROMETHANE	0.15	U	
BROMOFORM	0.64	U	
BROMOMETHANE	0.41	U	
CARBON DISULFIDE	0.13	U	
CARBON TETRACHLORIDE	0.13	U	
CHLOROBENZENE	0.15	U	
CHLORODIBROMOMETHANE	0.18	U	
CHLOROETHANE	0.29	U	
CHLOROFORM	0.16	U	
CHLOROMETHANE	0.30	U	
CIS-1,2-DICHLOROETHENE	0.17	U	
CIS-1,3-DICHLOROPROPENE	0.14	U	
DIBROMOMETHANE	0.28	U	
DICHLORODIFLUOROMETHANE	0.31	U	
DIISOPROPYL ETHER	1.50	U	
ETHYL TERT-BUTYL ETHER	0.11	U	
ETHYLBENZENE	0.17	U	
HEXACHLOROBUTADIENE	0.30	U	
ISOPROPYLBENZENE	0.13	U	
M+P-XYLENES	0.24	U	
METHYL TERT-BUTYL ETHER	0.17	U	
METHYLENE CHLORIDE	4.5		
NAPHTHALENE	0.24	U	
N-BUTYLBENZENE	0.12	U	
N-PROPYLBENZENE	0.14	U	
O-XYLENE	0.14	U	
SEC-BUTYLBENZENE	0.13	U	
STYRENE	0.11	U	
TERT-AMYL METHYL ETHER	0.067	U	
TERT-BUTYLBENZENE	0.13	U	
TERTIARY-BUTYL ALCOHOL	3.90	UR	C
TETRACHLOROETHENE	0.29	U	

nsample	TB-080708
samp_date	8/7/2008
lab_id	A8H080117001
qc_type	NM
units	UG/L
Pct_Solids	
DUP_OF:	

Parameter	Result	Val Qual	Qual Code
TOLUENE	0.13	U	
TOTAL XYLENES	0.28	U	
TRANS-1,2-DICHLOROETHENE	0.19	U	
TRANS-1,3-DICHLOROPROPENE	0.19	U	
TRICHLOROETHENE	0.76	J	P
TRICHLOROFLUOROMETHANE	0.21	U	
VINYL ACETATE	0.19	U	
VINYL CHLORIDE	0.22	U	

PROJ_NO: 01660

SDG: 8H07118 MEDIA: WATER DATA FRACTION: OV

nsample	TB-080808
samp_date	8/8/2008
lab_id	A8H090106001
qc_type	NM
units	UG/L
Pct_Solids	
DUP_OF:	

Parameter	Result	Val Qual	Qual Code
1,1,1,2-TETRACHLOROETHANE	0.23	U	
1,1,1-TRICHLOROETHANE	0.22	U	
1,1,2,2-TETRACHLOROETHANE	0.18	U	
1,1,2-TRICHLOROTRIFLUOROETHANE	0.28	U	
1,1-DICHLOROETHANE	0.15	U	
1,1-DICHLOROETHENE	0.19	U	
1,1-DICHLOROPROPENE	0.13	U	
1,2,3-TRICHLOROBENZENE	0.17	U	
1,2,3-TRICHLOROPROPANE	0.43	U	
1,2,3-TRIMETHYLBENZENE	0.0059	U	
1,2,4-TRICHLOROBENZENE	0.15	U	
1,2,4-TRIMETHYLBENZENE	0.12	U	
1,2-DIBROMO-3-CHLOROPROPANE	0.67	U	
1,2-DIBROMOETHANE	0.24	U	
1,2-DICHLOROBENZENE	0.13	U	
1,2-DICHLOROETHANE	0.84	J	P
1,2-DICHLOROPROPANE	0.18	U	
1,3-DICHLOROBENZENE	0.14	U	
1,3-DICHLOROPROPANE	0.16	U	
1,4-DICHLOROBENZENE	0.13	U	
2,2-DICHLOROPROPANE	0.13	U	
2-BUTANONE	0.57	U	
2-CHLOROETHYL VINYL ETHER	0.99	U	
2-CHLOROTOLUENE	0.11	U	
2-HEXANONE	0.41	U	
4-CHLOROTOLUENE	0.18	U	
4-ISOPROPYLTOLUENE	0.12	U	
4-METHYL-2-PENTANONE	0.32	U	
ACETONE	5.4		
BENZENE	0.13	U	
BROMOBENZENE	0.13	U	
BROMOCHLOROMETHANE	0.29	U	

nsample	TB-080808
samp_date	8/8/2008
lab_id	A8H090106001
qc_type	NM
units	UG/L
Pct_Solids	
DUP_OF:	

Parameter	Result	Val Qual	Qual Code
BROMODICHLOROMETHANE	0.15	U	
BROMOFORM	0.64	U	
BROMOMETHANE	0.41	U	
CARBON DISULFIDE	0.13	U	
CARBON TETRACHLORIDE	0.13	U	
CHLOROBENZENE	0.15	U	
CHLORODIBROMOMETHANE	0.18	U	
CHLOROETHANE	0.29	U	
CHLOROFORM	0.16	U	
CHLOROMETHANE	0.30	U	
CIS-1,2-DICHLOROETHENE	0.17	U	
CIS-1,3-DICHLOROPROPENE	0.14	U	
DIBROMOMETHANE	0.28	U	
DICHLORODIFLUOROMETHANE	0.31	U	
DIISOPROPYL ETHER	1.50	U	
ETHYL TERT-BUTYL ETHER	0.11	U	
ETHYLBENZENE	0.17	U	
HEXACHLOROBUTADIENE	0.30	U	
ISOPROPYLBENZENE	0.13	U	
M+P-XYLENES	0.24	U	
METHYL TERT-BUTYL ETHER	0.17	U	
METHYLENE CHLORIDE	4.6		
NAPHTHALENE	0.24	U	
N-BUTYLBENZENE	0.12	U	
N-PROPYLBENZENE	0.14	U	
O-XYLENE	0.14	U	
SEC-BUTYLBENZENE	0.13	U	
STYRENE	0.11	U	
TERT-AMYL METHYL ETHER	0.067	U	
TERT-BUTYLBENZENE	0.13	U	
TERTIARY-BUTYL ALCOHOL	3.90	UR	C
TETRACHLOROETHENE	0.29	U	

nsample	TB-080808
samp_date	8/8/2008
lab_id	A8H090106001
qc_type	NM
units	UG/L
Pct_Solids	
DUP_OF:	

Parameter	Result	Val Qual	Qual Code
TOLUENE	0.13	U	
TOTAL XYLENES	0.28	U	
TRANS-1,2-DICHLOROETHENE	0.19	U	
TRANS-1,3-DICHLOROPROPENE	0.19	U	
TRICHLOROETHENE	0.81	J	P
TRICHLOROFLUOROMETHANE	0.21	U	
VINYL ACETATE	0.19	U	
VINYL CHLORIDE	0.22	U	

PROJ_NO: 01660

SDG: 8H07118 MEDIA: WATER DATA FRACTION: OS

nsample	DMW-10S-080808	nsample	DMW-21D-080808	nsample	DMW-21I-080808
samp_date	8/8/2008	samp_date	8/8/2008	samp_date	8/8/2008
lab_id	A8H090106006	lab_id	A8H090106004	lab_id	A8H090106002
qc_type	NM	qc_type	NM	qc_type	NM
units	UG/L	units	UG/L	units	UG/L
Pct_Solids		Pct_Solids		Pct_Solids	
DUP_OF:		DUP_OF:		DUP_OF:	

Parameter	Result	Val Qual	Qual Code
1,4-DIOXANE	12		

Parameter	Result	Val Qual	Qual Code
1,4-DIOXANE	1.30	U	

Parameter	Result	Val Qual	Qual Code
1,4-DIOXANE	3		

PROJ_NO: 01660

SDG: 8H07118 MEDIA: WATER DATA FRACTION: OS

nsample	DMW-27DEEP-080808	nsample	DMW-28I-080808	nsample	DMW-29DEEP-080808
samp_date	8/8/2008	samp_date	8/8/2008	samp_date	8/8/2008
lab_id	A8H090106005	lab_id	A8H090106003	lab_id	A8H090106007
qc_type	NM	qc_type	NM	qc_type	NM
units	UG/L	units	UG/L	units	UG/L
Pct_Solids		Pct_Solids		Pct_Solids	
DUP_OF:		DUP_OF:		DUP_OF:	

Parameter	Result	Val Qual	Qual Code
1,4-DIOXANE	1.30	U	

Parameter	Result	Val Qual	Qual Code
1,4-DIOXANE	1.30	U	

Parameter	Result	Val Qual	Qual Code
1,4-DIOXANE	1.30	U	

PROJ_NO: 01660

SDG: 8H07118 MEDIA: WATER DATA FRACTION: OS

nsample	MSA-MW15D-080608	nsample	MSA-MW15I-080608	nsample	MSA-MW15S-080608
samp_date	8/6/2008	samp_date	8/6/2008	samp_date	8/6/2008
lab_id	A8H070118002	lab_id	A8H070118005	lab_id	A8H070118006
qc_type	NM	qc_type	NM	qc_type	NM
units	UG/L	units	UG/L	units	UG/L
Pct_Solids		Pct_Solids		Pct_Solids	
DUP_OF:		DUP_OF:		DUP_OF:	

Parameter	Result	Val Qual	Qual Code
1,4-DIOXANE	0.49	U	

Parameter	Result	Val Qual	Qual Code
1,4-DIOXANE	0.49	U	

Parameter	Result	Val Qual	Qual Code
1,4-DIOXANE	0.49	U	

PROJ_NO: 01660

SDG: 8H07118 MEDIA: WATER DATA FRACTION: OS

nsample	MSA-MW19D-080708	nsample	MSA-MW19I-080708	nsample	MSA-MW20D-080608
samp_date	8/7/2008	samp_date	8/7/2008	samp_date	8/6/2008
lab_id	A8H080117005	lab_id	A8H080117003	lab_id	A8H070118007
qc_type	NM	qc_type	NM	qc_type	NM
units	UG/L	units	UG/L	units	UG/L
Pct_Solids		Pct_Solids		Pct_Solids	
DUP_OF:		DUP_OF:		DUP_OF:	

Parameter	Result	Val Qual	Qual Code
1,4-DIOXANE	1.30	U	

Parameter	Result	Val Qual	Qual Code
1,4-DIOXANE	18		

Parameter	Result	Val Qual	Qual Code
1,4-DIOXANE	1.8		

PROJ_NO: 01660

SDG: 8H07118 MEDIA: WATER DATA FRACTION: OS

nsample	MSA-MW20I-080608	nsample	MSA-MW20S-080608DL	nsample	MSA-MW26D-080708
samp_date	8/6/2008	samp_date	8/6/2008	samp_date	8/7/2008
lab_id	A8H070118004	lab_id	A8H070118003	lab_id	A8H080117004
qc_type	NM	qc_type	NM	qc_type	NM
units	UG/L	units	UG/L	units	UG/L
Pct_Solids		Pct_Solids		Pct_Solids	
DUP_OF:		DUP_OF:		DUP_OF:	

Parameter	Result	Val Qual	Qual Code
1,4-DIOXANE	4.8		

Parameter	Result	Val Qual	Qual Code
1,4-DIOXANE	130		

Parameter	Result	Val Qual	Qual Code
1,4-DIOXANE	1.30	U	

PROJ_NO: 01660

SDG: 8H07118 MEDIA: WATER DATA FRACTION: OS

nsample	MSA-MW26I-080708	nsample	MSA-MW26S-080708
samp_date	8/7/2008	samp_date	8/7/2008
lab_id	A8H080117006	lab_id	A8H080117002
qc_type	NM	qc_type	NM
units	UG/L	units	UG/L
Pct_Solids		Pct_Solids	
DUP_OF:		DUP_OF:	

Parameter	Result	Val Qual	Qual Code
1,4-DIOXANE	1.8		

Parameter	Result	Val Qual	Qual Code
1,4-DIOXANE	3.1		

Appendix B

Results as Reported by the Laboratory

Tetra Tech NUS, Inc

Client Sample ID: MSA-MW15D-080608

GC/MS Volatiles

Lot-Sample #...: A8H070118-002 **Work Order #...:** KTQJ51CM **Matrix.....:** WQ
Date Sampled...: 08/06/08 11:00 **Date Received..:** 08/07/08
Prep Date.....: 08/14/08 **Analysis Date..:** 08/14/08
Prep Batch #...: 8232297
Dilution Factor: 1 **Initial Wgt/Vol:** 5 mL **Final Wgt/Vol..:** 5 mL
Method.....: SW846 8260B

PARAMETER	RESULT	REPORTING LIMIT	UNITS	MDL
Acetone	ND	5.0	ug/L	1.1
Bromobenzene	ND	1.0	ug/L	0.13
Bromochloromethane	ND	1.0	ug/L	0.29
Bromodichloromethane	ND	1.0	ug/L	0.15
2-Butanone	**1.3 J,B**	**5.0**	**ug/L**	**0.57**
n-Butylbenzene	ND	1.0	ug/L	0.12
sec-Butylbenzene	ND	1.0	ug/L	0.13
tert-Butylbenzene	ND	1.0	ug/L	0.13
Carbon disulfide	**0.90 J**	**1.0**	**ug/L**	**0.13**
Dibromochloromethane	ND	1.0	ug/L	0.18
1,2-Dibromo-3-chloro-propane	ND	2.0	ug/L	0.67
2-Chloroethyl vinyl ether	ND	5.0	ug/L	0.99
2-Chlorotoluene	ND	1.0	ug/L	0.11
4-Chlorotoluene	ND	1.0	ug/L	0.18
1,2-Dibromoethane	ND	1.0	ug/L	0.24
Dibromomethane	ND	1.0	ug/L	0.28
1,2-Dichlorobenzene	ND	1.0	ug/L	0.13
1,3-Dichlorobenzene	ND	1.0	ug/L	0.14
1,4-Dichlorobenzene	ND	1.0	ug/L	0.13
Dichlorodifluoromethane	ND	1.0	ug/L	0.31
cis-1,2-Dichloroethene	ND	1.0	ug/L	0.17
trans-1,2-Dichloroethene	ND	1.0	ug/L	0.19
1,3-Dichloropropane	ND	1.0	ug/L	0.16
2,2-Dichloropropane	ND	1.0	ug/L	0.13
1,1-Dichloropropene	ND	1.0	ug/L	0.13
Trichlorofluoromethane	ND	1.0	ug/L	0.21
Hexachlorobutadiene	ND	1.0	ug/L	0.30
2-Hexanone	ND	5.0	ug/L	0.41
Isopropylbenzene	ND	1.0	ug/L	0.13
p-Isopropyltoluene	ND	1.0	ug/L	0.12
tert-Butyl alcohol	ND	20	ug/L	3.9
4-Methyl-2-pentanone	ND	5.0	ug/L	0.32
Naphthalene	ND	1.0	ug/L	0.24
n-Propylbenzene	ND	1.0	ug/L	0.14
Styrene	ND	1.0	ug/L	0.11
1,1,1,2-Tetrachloroethane	ND	1.0	ug/L	0.23
1,2,3-Trichlorobenzene	ND	1.0	ug/L	0.17

(Continued on next page)

Tetra Tech NUS, Inc

Client Sample ID: MSA-MW15D-080608

GC/MS Volatiles

Lot-Sample #...: A8H070118-002 **Work Order #...:** KTQJ51CM **Matrix.....:** WQ

PARAMETER	RESULT	REPORTING LIMIT	UNITS	MDL
1,2,4-Trichloro-benzene	ND	1.0	ug/L	0.15
1,2,3-Trichloropropane	ND	1.0	ug/L	0.43
1,1,2-Trichloro-1,2,2-trifluoroethane	ND	1.0	ug/L	0.28
1,2,4-Trimethylbenzene	ND	1.0	ug/L	0.12
Vinyl acetate	ND	2.0	ug/L	0.19
o-Xylene	ND	1.0	ug/L	0.14
Xylenes (total)	ND	2.0	ug/L	0.28
Methyl tert-butyl ether	ND	5.0	ug/L	0.17
m-Xylene & p-Xylene	ND	2.0	ug/L	0.24
1,2,3-Trimethylbenzene	ND	5.0	ug/L	0.0059
Diisopropyl Ether (DIPE)	ND	5.0	ug/L	1.5
Ethyl-t-Butyl Ether (ETBE)	ND	5.0	ug/L	0.11
Tert-amyl methyl ether (TAME)	ND	5.0	ug/L	0.067
Benzene	ND	1.0	ug/L	0.13
Bromoform	ND	1.0	ug/L	0.64
Bromomethane	ND	1.0	ug/L	0.41
Carbon tetrachloride	ND	1.0	ug/L	0.13
Chlorobenzene	ND	1.0	ug/L	0.15
Chloroethane	ND	1.0	ug/L	0.29
Chloroform	**0.17 J**	**1.0**	**ug/L**	**0.16**
Chloromethane	ND	1.0	ug/L	0.30
1,1-Dichloroethane	ND	1.0	ug/L	0.15
1,2-Dichloroethane	ND	1.0	ug/L	0.22
1,1-Dichloroethene	ND	1.0	ug/L	0.19
1,2-Dichloropropane	ND	1.0	ug/L	0.18
cis-1,3-Dichloropropene	ND	1.0	ug/L	0.14
trans-1,3-Dichloropropene	ND	1.0	ug/L	0.19
Ethylbenzene	ND	1.0	ug/L	0.17
Methylene chloride	ND	1.0	ug/L	0.33
1,1,2,2-Tetrachloroethane	ND	1.0	ug/L	0.18
Tetrachloroethene	ND	1.0	ug/L	0.29
Toluene	ND	1.0	ug/L	0.13
1,1,1-Trichloroethane	ND	1.0	ug/L	0.22
Trichloroethene	**0.82 J**	**1.0**	**ug/L**	**0.17**
Vinyl chloride	ND	1.0	ug/L	0.22

SURROGATE	PERCENT RECOVERY	RECOVERY LIMITS
Dibromofluoromethane	95	(73 - 122)
1,2-Dichloroethane-d4	99	(61 - 128)
Toluene-d8	94	(76 - 110)
4-Bromofluorobenzene	89	(74 - 116)

(Continued on next page)

Tetra Tech NUS, Inc

Client Sample ID: MSA-MW15I-080608

GC/MS Volatiles

Lot-Sample #...: A8H070118-005 **Work Order #...:** KTQJ81CM **Matrix.....:** WQ
Date Sampled...: 08/06/08 13:40 **Date Received..:** 08/07/08
Prep Date.....: 08/14/08 **Analysis Date..:** 08/14/08
Prep Batch #...: 8232297
Dilution Factor: 333.33 **Initial Wgt/Vol:** 5 mL **Final Wgt/Vol..:** 5 mL
Method.....: SW846 8260B

PARAMETER	RESULT	REPORTING LIMIT	UNITS	MDL
Acetone	**640 J,B**	**1700**	**ug/L**	**370**
Bromobenzene	ND	330	ug/L	43
Bromochloromethane	ND	330	ug/L	97
Bromodichloromethane	ND	330	ug/L	50
2-Butanone	ND	1700	ug/L	190
n-Butylbenzene	ND	330	ug/L	40
sec-Butylbenzene	ND	330	ug/L	43
tert-Butylbenzene	ND	330	ug/L	43
Carbon disulfide	ND	330	ug/L	43
Dibromochloromethane	ND	330	ug/L	60
1,2-Dibromo-3-chloro-propane	ND	670	ug/L	220
2-Chloroethyl vinyl ether	ND	1700	ug/L	330
2-Chlorotoluene	ND	330	ug/L	37
4-Chlorotoluene	ND	330	ug/L	60
1,2-Dibromoethane	ND	330	ug/L	80
Dibromomethane	ND	330	ug/L	93
1,2-Dichlorobenzene	ND	330	ug/L	43
1,3-Dichlorobenzene	ND	330	ug/L	47
1,4-Dichlorobenzene	ND	330	ug/L	43
Dichlorodifluoromethane	ND	330	ug/L	100
cis-1,2-Dichloroethene	**1600**	**330**	**ug/L**	**57**
trans-1,2-Dichloroethene	ND	330	ug/L	63
1,3-Dichloropropane	ND	330	ug/L	53
2,2-Dichloropropane	ND	330	ug/L	43
1,1-Dichloropropene	ND	330	ug/L	43
Trichlorofluoromethane	ND	330	ug/L	70
Hexachlorobutadiene	ND	330	ug/L	100
2-Hexanone	ND	1700	ug/L	140
Isopropylbenzene	ND	330	ug/L	43
p-Isopropyltoluene	ND	330	ug/L	40
tert-Butyl alcohol	ND	6700	ug/L	1300
4-Methyl-2-pentanone	ND	1700	ug/L	110
Naphthalene	ND	330	ug/L	80
n-Propylbenzene	ND	330	ug/L	47
Styrene	ND	330	ug/L	37
1,1,1,2-Tetrachloroethane	ND	330	ug/L	77
1,2,3-Trichlorobenzene	ND	330	ug/L	57

(Continued on next page)

Tetra Tech NUS, Inc

Client Sample ID: MSA-MW15I-080608

GC/MS Volatiles

Lot-Sample #...: A8H070118-005 **Work Order #...:** KTQJ81CM **Matrix.....:** WQ

PARAMETER	RESULT	REPORTING LIMIT	UNITS	MDL
1,2,4-Trichloro-benzene	ND	330	ug/L	50
1,2,3-Trichloropropane	ND	330	ug/L	140
1,1,2-Trichloro-1,2,2-trifluoroethane	ND	330	ug/L	93
1,2,4-Trimethylbenzene	ND	330	ug/L	40
Vinyl acetate	ND	670	ug/L	63
o-Xylene	ND	330	ug/L	47
Xylenes (total)	ND	670	ug/L	93
Methyl tert-butyl ether	ND	1700	ug/L	57
m-Xylene & p-Xylene	ND	670	ug/L	80
1,2,3-Trimethylbenzene	ND	1700	ug/L	2.0
Diisopropyl Ether (DIPE)	ND	1700	ug/L	500
Ethyl-t-Butyl Ether (ETBE)	ND	1700	ug/L	37
Tert-amyl methyl ether (TAME)	ND	1700	ug/L	22
Benzene	ND	330	ug/L	43
Bromoform	ND	330	ug/L	210
Bromomethane	ND	330	ug/L	140
Carbon tetrachloride	ND	330	ug/L	43
Chlorobenzene	ND	330	ug/L	50
Chloroethane	ND	330	ug/L	97
Chloroform	ND	330	ug/L	53
Chloromethane	ND	330	ug/L	100
1,1-Dichloroethane	ND	330	ug/L	50
1,2-Dichloroethane	ND	330	ug/L	73
1,1-Dichloroethene	ND	330	ug/L	63
1,2-Dichloropropane	ND	330	ug/L	60
cis-1,3-Dichloropropene	ND	330	ug/L	47
trans-1,3-Dichloropropene	ND	330	ug/L	63
Ethylbenzene	ND	330	ug/L	57
Methylene chloride	ND	330	ug/L	110
1,1,2,2-Tetrachloroethane	ND	330	ug/L	60
Tetrachloroethene	ND	330	ug/L	97
Toluene	ND	330	ug/L	43
1,1,1-Trichloroethane	ND	330	ug/L	73
Trichloroethene	**7300**	**330**	**ug/L**	**57**
Vinyl chloride	**160 J**	**330**	**ug/L**	**73**

SURROGATE	PERCENT RECOVERY	RECOVERY LIMITS
Dibromofluoromethane	95	(73 - 122)
1,2-Dichloroethane-d4	100	(61 - 128)
Toluene-d8	94	(76 - 110)
4-Bromofluorobenzene	89	(74 - 116)

(Continued on next page)

Tetra Tech NUS, Inc

Client Sample ID: MSA-MW15S-080608

GC/MS Volatiles

Lot-Sample #...: A8H070118-006 **Work Order #...:** KTQJ91CM **Matrix.....:** WQ
Date Sampled...: 08/06/08 15:00 **Date Received..:** 08/07/08
Prep Date.....: 08/14/08 **Analysis Date..:** 08/14/08
Prep Batch #...: 8232297
Dilution Factor: 1.67 **Initial Wgt/Vol:** 5 mL **Final Wgt/Vol..:** 5 mL
Method.....: SW846 8260B

PARAMETER	RESULT	REPORTING LIMIT	UNITS	MDL
Acetone	**2.5 J,B**	**8.4**	**ug/L**	**1.8**
Bromobenzene	ND	1.7	ug/L	0.22
Bromochloromethane	ND	1.7	ug/L	0.48
Bromodichloromethane	ND	1.7	ug/L	0.25
2-Butanone	ND	8.4	ug/L	0.95
n-Butylbenzene	ND	1.7	ug/L	0.20
sec-Butylbenzene	ND	1.7	ug/L	0.22
tert-Butylbenzene	ND	1.7	ug/L	0.22
Carbon disulfide	ND	1.7	ug/L	0.22
Dibromochloromethane	ND	1.7	ug/L	0.30
1,2-Dibromo-3-chloro-propane	ND	3.3	ug/L	1.1
2-Chloroethyl vinyl ether	ND	8.4	ug/L	1.7
2-Chlorotoluene	ND	1.7	ug/L	0.18
4-Chlorotoluene	ND	1.7	ug/L	0.30
1,2-Dibromoethane	ND	1.7	ug/L	0.40
Dibromomethane	ND	1.7	ug/L	0.47
1,2-Dichlorobenzene	ND	1.7	ug/L	0.22
1,3-Dichlorobenzene	ND	1.7	ug/L	0.23
1,4-Dichlorobenzene	ND	1.7	ug/L	0.22
Dichlorodifluoromethane	ND	1.7	ug/L	0.52
cis-1,2-Dichloroethene	**13**	**1.7**	**ug/L**	**0.28**
trans-1,2-Dichloroethene	ND	1.7	ug/L	0.32
1,3-Dichloropropane	ND	1.7	ug/L	0.27
2,2-Dichloropropane	ND	1.7	ug/L	0.22
1,1-Dichloropropene	ND	1.7	ug/L	0.22
Trichlorofluoromethane	ND	1.7	ug/L	0.35
Hexachlorobutadiene	ND	1.7	ug/L	0.50
2-Hexanone	ND	8.4	ug/L	0.68
Isopropylbenzene	ND	1.7	ug/L	0.22
p-Isopropyltoluene	ND	1.7	ug/L	0.20
tert-Butyl alcohol	ND	33	ug/L	6.5
4-Methyl-2-pentanone	ND	8.4	ug/L	0.53
Naphthalene	ND	1.7	ug/L	0.40
n-Propylbenzene	ND	1.7	ug/L	0.23
Styrene	ND	1.7	ug/L	0.18
1,1,1,2-Tetrachloroethane	ND	1.7	ug/L	0.38
1,2,3-Trichlorobenzene	ND	1.7	ug/L	0.28

(Continued on next page)

Tetra Tech NUS, Inc

Client Sample ID: MSA-MW15S-080608

GC/MS Volatiles

Lot-Sample #...: A8H070118-006 **Work Order #...:** KTQJ91CM **Matrix.....:** WQ

PARAMETER	RESULT	REPORTING LIMIT	UNITS	MDL
1,2,4-Trichloro-benzene	ND	1.7	ug/L	0.25
1,2,3-Trichloropropane	ND	1.7	ug/L	0.72
1,1,2-Trichloro-1,2,2-trifluoroethane	ND	1.7	ug/L	0.47
1,2,4-Trimethylbenzene	ND	1.7	ug/L	0.20
Vinyl acetate	ND	3.3	ug/L	0.32
o-Xylene	ND	1.7	ug/L	0.23
Xylenes (total)	ND	3.3	ug/L	0.47
Methyl tert-butyl ether	ND	8.4	ug/L	0.28
m-Xylene & p-Xylene	ND	3.3	ug/L	0.40
1,2,3-Trimethylbenzene	ND	8.4	ug/L	0.0099
Diisopropyl Ether (DIPE)	ND	8.4	ug/L	2.5
Ethyl-t-Butyl Ether (ETBE)	ND	8.4	ug/L	0.18
Tert-amyl methyl ether (TAME)	ND	8.4	ug/L	0.11
Benzene	ND	1.7	ug/L	0.22
Bromoform	ND	1.7	ug/L	1.1
Bromomethane	ND	1.7	ug/L	0.68
Carbon tetrachloride	ND	1.7	ug/L	0.22
Chlorobenzene	ND	1.7	ug/L	0.25
Chloroethane	ND	1.7	ug/L	0.48
Chloroform	ND	1.7	ug/L	0.27
Chloromethane	ND	1.7	ug/L	0.50
1,1-Dichloroethane	ND	1.7	ug/L	0.25
1,2-Dichloroethane	ND	1.7	ug/L	0.37
1,1-Dichloroethene	ND	1.7	ug/L	0.32
1,2-Dichloropropane	ND	1.7	ug/L	0.30
cis-1,3-Dichloropropene	ND	1.7	ug/L	0.23
trans-1,3-Dichloropropene	ND	1.7	ug/L	0.32
Ethylbenzene	ND	1.7	ug/L	0.28
Methylene chloride	ND	1.7	ug/L	0.55
1,1,2,2-Tetrachloroethane	ND	1.7	ug/L	0.30
Tetrachloroethene	ND	1.7	ug/L	0.48
Toluene	ND	1.7	ug/L	0.22
1,1,1-Trichloroethane	ND	1.7	ug/L	0.37
Trichloroethene	**45**	**1.7**	**ug/L**	**0.28**
Vinyl chloride	**0.65 J**	**1.7**	**ug/L**	**0.37**

SURROGATE	PERCENT RECOVERY	RECOVERY LIMITS
Dibromofluoromethane	98	(73 - 122)
1,2-Dichloroethane-d4	99	(61 - 128)
Toluene-d8	94	(76 - 110)
4-Bromofluorobenzene	89	(74 - 116)

(Continued on next page)

Tetra Tech NUS, Inc

Client Sample ID: MSA-MW19D-080708

GC/MS Volatiles

Lot-Sample #...: A8H080117-005 **Work Order #...:** KTTHT1CM **Matrix.....:** WG
Date Sampled...: 08/07/08 14:14 **Date Received..:** 08/08/08
Prep Date.....: 08/15/08 **Analysis Date..:** 08/15/08
Prep Batch #...: 8231359
Dilution Factor: 1 **Initial Wgt/Vol:** 5 mL **Final Wgt/Vol..:** 5 mL
Method.....: SW846 8260B

PARAMETER	RESULT	REPORTING LIMIT	UNITS	MDL
Acetone	**1.1 J**	**5.0**	**ug/L**	**1.1**
Bromobenzene	ND	1.0	ug/L	0.13
Bromochloromethane	ND	1.0	ug/L	0.29
Bromodichloromethane	ND	1.0	ug/L	0.15
2-Butanone	ND	5.0	ug/L	0.57
n-Butylbenzene	ND	1.0	ug/L	0.12
sec-Butylbenzene	ND	1.0	ug/L	0.13
tert-Butylbenzene	ND	1.0	ug/L	0.13
Carbon disulfide	**0.39 J**	**1.0**	**ug/L**	**0.13**
Dibromochloromethane	ND	1.0	ug/L	0.18
1,2-Dibromo-3-chloro-propane	ND	2.0	ug/L	0.67
2-Chloroethyl vinyl ether	ND	5.0	ug/L	0.99
2-Chlorotoluene	ND	1.0	ug/L	0.11
4-Chlorotoluene	ND	1.0	ug/L	0.18
1,2-Dibromoethane	ND	1.0	ug/L	0.24
Dibromomethane	ND	1.0	ug/L	0.28
1,2-Dichlorobenzene	ND	1.0	ug/L	0.13
1,3-Dichlorobenzene	ND	1.0	ug/L	0.14
1,4-Dichlorobenzene	ND	1.0	ug/L	0.13
Dichlorodifluoromethane	ND	1.0	ug/L	0.31
cis-1,2-Dichloroethene	ND	1.0	ug/L	0.17
trans-1,2-Dichloroethene	ND	1.0	ug/L	0.19
1,3-Dichloropropane	ND	1.0	ug/L	0.16
2,2-Dichloropropane	ND	1.0	ug/L	0.13
1,1-Dichloropropene	ND	1.0	ug/L	0.13
Trichlorofluoromethane	ND	1.0	ug/L	0.21
Hexachlorobutadiene	ND	1.0	ug/L	0.30
2-Hexanone	ND	5.0	ug/L	0.41
Isopropylbenzene	ND	1.0	ug/L	0.13
p-Isopropyltoluene	ND	1.0	ug/L	0.12
tert-Butyl alcohol	ND	20	ug/L	3.9
4-Methyl-2-pentanone	ND	5.0	ug/L	0.32
Naphthalene	ND	1.0	ug/L	0.24
n-Propylbenzene	ND	1.0	ug/L	0.14
Styrene	ND	1.0	ug/L	0.11
1,1,1,2-Tetrachloroethane	ND	1.0	ug/L	0.23
1,2,3-Trichlorobenzene	ND	1.0	ug/L	0.17

(Continued on next page)

Tetra Tech NUS, Inc

Client Sample ID: MSA-MW19D-080708

GC/MS Volatiles

Lot-Sample #...: A8H080117-005 **Work Order #...:** KTTHT1CM **Matrix.....:** WG

PARAMETER	RESULT	REPORTING LIMIT	UNITS	MDL
1,2,4-Trichloro-benzene	ND	1.0	ug/L	0.15
1,2,3-Trichloropropane	ND	1.0	ug/L	0.43
1,1,2-Trichloro-1,2,2-trifluoroethane	ND	1.0	ug/L	0.28
1,2,4-Trimethylbenzene	ND	1.0	ug/L	0.12
Vinyl acetate	ND	2.0	ug/L	0.19
o-Xylene	ND	1.0	ug/L	0.14
Xylenes (total)	ND	2.0	ug/L	0.28
Methyl tert-butyl ether	ND	5.0	ug/L	0.17
m-Xylene & p-Xylene	ND	2.0	ug/L	0.24
1,2,3-Trimethylbenzene	ND	5.0	ug/L	0.0059
Diisopropyl Ether (DIPE)	ND	5.0	ug/L	1.5
Ethyl-t-Butyl Ether (ETBE)	ND	5.0	ug/L	0.11
Tert-amyl methyl ether (TAME)	ND	5.0	ug/L	0.067
Benzene	ND	1.0	ug/L	0.13
Bromoform	ND	1.0	ug/L	0.64
Bromomethane	ND	1.0	ug/L	0.41
Carbon tetrachloride	ND	1.0	ug/L	0.13
Chlorobenzene	ND	1.0	ug/L	0.15
Chloroethane	ND	1.0	ug/L	0.29
Chloroform	ND	1.0	ug/L	0.16
Chloromethane	ND	1.0	ug/L	0.30
1,1-Dichloroethane	ND	1.0	ug/L	0.15
1,2-Dichloroethane	ND	1.0	ug/L	0.22
1,1-Dichloroethene	ND	1.0	ug/L	0.19
1,2-Dichloropropane	ND	1.0	ug/L	0.18
cis-1,3-Dichloropropene	ND	1.0	ug/L	0.14
trans-1,3-Dichloropropene	ND	1.0	ug/L	0.19
Ethylbenzene	ND	1.0	ug/L	0.17
Methylene chloride	ND	1.0	ug/L	0.33
1,1,2,2-Tetrachloroethane	ND	1.0	ug/L	0.18
Tetrachloroethene	ND	1.0	ug/L	0.29
Toluene	ND	1.0	ug/L	0.13
1,1,1-Trichloroethane	ND	1.0	ug/L	0.22
Trichloroethene	**2.4**	**1.0**	**ug/L**	**0.17**
Vinyl chloride	ND	1.0	ug/L	0.22

SURROGATE	PERCENT RECOVERY	RECOVERY LIMITS
Dibromofluoromethane	94	(73 - 122)
1,2-Dichloroethane-d4	100	(61 - 128)
Toluene-d8	92	(76 - 110)
4-Bromofluorobenzene	89	(74 - 116)

NOTE(S):

J Estimated result. Result is less than RL.

Tetra Tech NUS, Inc

Client Sample ID: MSA-MW19I-080708

GC/MS Volatiles

Lot-Sample #...: A8H080117-003 **Work Order #...:** KTTHQ1CM **Matrix.....:** WG
Date Sampled...: 08/07/08 11:46 **Date Received..:** 08/08/08
Prep Date.....: 08/15/08 **Analysis Date..:** 08/15/08
Prep Batch #...: 8231359
Dilution Factor: 6.67 **Initial Wgt/Vol:** 5 mL **Final Wgt/Vol..:** 5 mL
Method.....: SW846 8260B

PARAMETER	RESULT	REPORTING LIMIT	UNITS	MDL
Acetone	**12 J**	**33**	**ug/L**	**7.3**
Bromobenzene	ND	6.7	ug/L	0.87
Bromochloromethane	ND	6.7	ug/L	1.9
Bromodichloromethane	ND	6.7	ug/L	1.0
2-Butanone	ND	33	ug/L	3.8
n-Butylbenzene	ND	6.7	ug/L	0.80
sec-Butylbenzene	ND	6.7	ug/L	0.87
tert-Butylbenzene	ND	6.7	ug/L	0.87
Carbon disulfide	ND	6.7	ug/L	0.87
Dibromochloromethane	ND	6.7	ug/L	1.2
1,2-Dibromo-3-chloro-propane	ND	13	ug/L	4.5
2-Chloroethyl vinyl ether	ND	33	ug/L	6.6
2-Chlorotoluene	ND	6.7	ug/L	0.73
4-Chlorotoluene	ND	6.7	ug/L	1.2
1,2-Dibromoethane	ND	6.7	ug/L	1.6
Dibromomethane	ND	6.7	ug/L	1.9
1,2-Dichlorobenzene	ND	6.7	ug/L	0.87
1,3-Dichlorobenzene	ND	6.7	ug/L	0.93
1,4-Dichlorobenzene	ND	6.7	ug/L	0.87
Dichlorodifluoromethane	ND	6.7	ug/L	2.1
cis-1,2-Dichloroethene	**170**	**6.7**	**ug/L**	**1.1**
trans-1,2-Dichloroethene	**1.3 J**	**6.7**	**ug/L**	**1.3**
1,3-Dichloropropane	ND	6.7	ug/L	1.1
2,2-Dichloropropane	ND	6.7	ug/L	0.87
1,1-Dichloropropene	ND	6.7	ug/L	0.87
Trichlorofluoromethane	ND	6.7	ug/L	1.4
Hexachlorobutadiene	ND	6.7	ug/L	2.0
2-Hexanone	ND	33	ug/L	2.7
Isopropylbenzene	ND	6.7	ug/L	0.87
p-Isopropyltoluene	ND	6.7	ug/L	0.80
tert-Butyl alcohol	ND	130	ug/L	26
4-Methyl-2-pentanone	ND	33	ug/L	2.1
Naphthalene	ND	6.7	ug/L	1.6
n-Propylbenzene	ND	6.7	ug/L	0.93
Styrene	ND	6.7	ug/L	0.73
1,1,1,2-Tetrachloroethane	ND	6.7	ug/L	1.5
1,2,3-Trichlorobenzene	ND	6.7	ug/L	1.1

(Continued on next page)

Tetra Tech NUS, Inc

Client Sample ID: MSA-MW19I-080708

GC/MS Volatiles

Lot-Sample #...: A8H080117-003 **Work Order #...:** KTTHQ1CM **Matrix.....:** WG

PARAMETER	RESULT	REPORTING LIMIT	UNITS	MDL
1,2,4-Trichloro-benzene	ND	6.7	ug/L	1.0
1,2,3-Trichloropropane	ND	6.7	ug/L	2.9
1,1,2-Trichloro-1,2,2-trifluoroethane	ND	6.7	ug/L	1.9
1,2,4-Trimethylbenzene	ND	6.7	ug/L	0.80
Vinyl acetate	ND	13	ug/L	1.3
o-Xylene	ND	6.7	ug/L	0.93
Xylenes (total)	ND	13	ug/L	1.9
Methyl tert-butyl ether	ND	33	ug/L	1.1
m-Xylene & p-Xylene	ND	13	ug/L	1.6
1,2,3-Trimethylbenzene	ND	33	ug/L	0.039
Diisopropyl Ether (DIPE)	ND	33	ug/L	10
Ethyl-t-Butyl Ether (ETBE)	ND	33	ug/L	0.73
Tert-amyl methyl ether (TAME)	ND	33	ug/L	0.45
Benzene	ND	6.7	ug/L	0.87
Bromoform	ND	6.7	ug/L	4.3
Bromomethane	ND	6.7	ug/L	2.7
Carbon tetrachloride	ND	6.7	ug/L	0.87
Chlorobenzene	ND	6.7	ug/L	1.0
Chloroethane	ND	6.7	ug/L	1.9
Chloroform	ND	6.7	ug/L	1.1
Chloromethane	ND	6.7	ug/L	2.0
1,1-Dichloroethane	ND	6.7	ug/L	1.0
1,2-Dichloroethane	**3.4 J**	**6.7**	**ug/L**	**1.5**
1,1-Dichloroethene	ND	6.7	ug/L	1.3
1,2-Dichloropropane	ND	6.7	ug/L	1.2
cis-1,3-Dichloropropene	ND	6.7	ug/L	0.93
trans-1,3-Dichloropropene	ND	6.7	ug/L	1.3
Ethylbenzene	ND	6.7	ug/L	1.1
Methylene chloride	ND	6.7	ug/L	2.2
1,1,2,2-Tetrachloroethane	ND	6.7	ug/L	1.2
Tetrachloroethene	ND	6.7	ug/L	1.9
Toluene	ND	6.7	ug/L	0.87
1,1,1-Trichloroethane	ND	6.7	ug/L	1.5
Trichloroethene	**150**	**6.7**	**ug/L**	**1.1**
Vinyl chloride	**81**	**6.7**	**ug/L**	**1.5**

SURROGATE	PERCENT RECOVERY	RECOVERY LIMITS
Dibromofluoromethane	91	(73 - 122)
1,2-Dichloroethane-d4	95	(61 - 128)
Toluene-d8	95	(76 - 110)
4-Bromofluorobenzene	85	(74 - 116)

NOTE(S):

J Estimated result. Result is less than RL.

Tetra Tech NUS, Inc

Client Sample ID: MSA-MW20D-080608

GC/MS Volatiles

Lot-Sample #...: A8H070118-007 **Work Order #...:** KTQKA1CM **Matrix.....:** WQ
Date Sampled...: 08/06/08 15:07 **Date Received..:** 08/07/08
Prep Date.....: 08/14/08 **Analysis Date..:** 08/14/08
Prep Batch #...: 8232297
Dilution Factor: 1 **Initial Wgt/Vol:** 5 mL **Final Wgt/Vol..:** 5 mL
Method.....: SW846 8260B

PARAMETER	RESULT	REPORTING LIMIT	UNITS	MDL
Acetone	ND	5.0	ug/L	1.1
Bromobenzene	ND	1.0	ug/L	0.13
Bromochloromethane	ND	1.0	ug/L	0.29
Bromodichloromethane	ND	1.0	ug/L	0.15
2-Butanone	ND	5.0	ug/L	0.57
n-Butylbenzene	ND	1.0	ug/L	0.12
sec-Butylbenzene	ND	1.0	ug/L	0.13
tert-Butylbenzene	ND	1.0	ug/L	0.13
Carbon disulfide	ND	1.0	ug/L	0.13
Dibromochloromethane	ND	1.0	ug/L	0.18
1,2-Dibromo-3-chloro-propane	ND	2.0	ug/L	0.67
2-Chloroethyl vinyl ether	ND	5.0	ug/L	0.99
2-Chlorotoluene	ND	1.0	ug/L	0.11
4-Chlorotoluene	ND	1.0	ug/L	0.18
1,2-Dibromoethane	ND	1.0	ug/L	0.24
Dibromomethane	ND	1.0	ug/L	0.28
1,2-Dichlorobenzene	ND	1.0	ug/L	0.13
1,3-Dichlorobenzene	ND	1.0	ug/L	0.14
1,4-Dichlorobenzene	ND	1.0	ug/L	0.13
Dichlorodifluoromethane	ND	1.0	ug/L	0.31
cis-1,2-Dichloroethene	**3.3**	**1.0**	**ug/L**	**0.17**
trans-1,2-Dichloroethene	ND	1.0	ug/L	0.19
1,3-Dichloropropane	ND	1.0	ug/L	0.16
2,2-Dichloropropane	ND	1.0	ug/L	0.13
1,1-Dichloropropene	ND	1.0	ug/L	0.13
Trichlorofluoromethane	ND	1.0	ug/L	0.21
Hexachlorobutadiene	ND	1.0	ug/L	0.30
2-Hexanone	ND	5.0	ug/L	0.41
Isopropylbenzene	ND	1.0	ug/L	0.13
p-Isopropyltoluene	ND	1.0	ug/L	0.12
tert-Butyl alcohol	ND	20	ug/L	3.9
4-Methyl-2-pentanone	ND	5.0	ug/L	0.32
Naphthalene	ND	1.0	ug/L	0.24
n-Propylbenzene	ND	1.0	ug/L	0.14
Styrene	ND	1.0	ug/L	0.11
1,1,1,2-Tetrachloroethane	ND	1.0	ug/L	0.23
1,2,3-Trichlorobenzene	ND	1.0	ug/L	0.17

(Continued on next page)

Tetra Tech NUS, Inc

Client Sample ID: MSA-MW20D-080608

GC/MS Volatiles

Lot-Sample #...: A8H070118-007 **Work Order #...:** KTQKA1CM **Matrix.....:** WQ

PARAMETER	RESULT	REPORTING LIMIT	UNITS	MDL
1,2,4-Trichloro-benzene	ND	1.0	ug/L	0.15
1,2,3-Trichloropropane	ND	1.0	ug/L	0.43
1,1,2-Trichloro-1,2,2-trifluoroethane	ND	1.0	ug/L	0.28
1,2,4-Trimethylbenzene	ND	1.0	ug/L	0.12
Vinyl acetate	ND	2.0	ug/L	0.19
o-Xylene	ND	1.0	ug/L	0.14
Xylenes (total)	ND	2.0	ug/L	0.28
Methyl tert-butyl ether	ND	5.0	ug/L	0.17
m-Xylene & p-Xylene	ND	2.0	ug/L	0.24
1,2,3-Trimethylbenzene	ND	5.0	ug/L	0.0059
Diisopropyl Ether (DIPE)	ND	5.0	ug/L	1.5
Ethyl-t-Butyl Ether (ETBE)	ND	5.0	ug/L	0.11
Tert-amyl methyl ether (TAME)	ND	5.0	ug/L	0.067
Benzene	ND	1.0	ug/L	0.13
Bromoform	ND	1.0	ug/L	0.64
Bromomethane	ND	1.0	ug/L	0.41
Carbon tetrachloride	ND	1.0	ug/L	0.13
Chlorobenzene	ND	1.0	ug/L	0.15
Chloroethane	ND	1.0	ug/L	0.29
Chloroform	**0.37 J**	**1.0**	**ug/L**	**0.16**
Chloromethane	ND	1.0	ug/L	0.30
1,1-Dichloroethane	ND	1.0	ug/L	0.15
1,2-Dichloroethane	**0.79 J**	**1.0**	**ug/L**	**0.22**
1,1-Dichloroethene	ND	1.0	ug/L	0.19
1,2-Dichloropropane	ND	1.0	ug/L	0.18
cis-1,3-Dichloropropene	ND	1.0	ug/L	0.14
trans-1,3-Dichloropropene	ND	1.0	ug/L	0.19
Ethylbenzene	ND	1.0	ug/L	0.17
Methylene chloride	ND	1.0	ug/L	0.33
1,1,2,2-Tetrachloroethane	ND	1.0	ug/L	0.18
Tetrachloroethene	ND	1.0	ug/L	0.29
Toluene	ND	1.0	ug/L	0.13
1,1,1-Trichloroethane	ND	1.0	ug/L	0.22
Trichloroethene	**40**	**1.0**	**ug/L**	**0.17**
Vinyl chloride	**0.97 J**	**1.0**	**ug/L**	**0.22**

SURROGATE	PERCENT RECOVERY	RECOVERY LIMITS
Dibromofluoromethane	95	(73 - 122)
1,2-Dichloroethane-d4	100	(61 - 128)
Toluene-d8	94	(76 - 110)
4-Bromofluorobenzene	87	(74 - 116)

NOTE(S):

J Estimated result. Result is less than RL.

Tetra Tech NUS, Inc

Client Sample ID: MSA-MW20I-080608

GC/MS Volatiles

Lot-Sample #...: A8H070118-004 **Work Order #...:** KTQJ71CM **Matrix.....:** WQ
Date Sampled...: 08/06/08 12:32 **Date Received..:** 08/07/08
Prep Date.....: 08/14/08 **Analysis Date..:** 08/14/08
Prep Batch #...: 8232297
Dilution Factor: 10 **Initial Wgt/Vol:** 5 mL **Final Wgt/Vol..:** 5 mL
Method.....: SW846 8260B

PARAMETER	RESULT	REPORTING LIMIT	UNITS	MDL
Acetone	**22 J,B**	**50**	**ug/L**	**11**
Bromobenzene	ND	10	ug/L	1.3
Bromochloromethane	ND	10	ug/L	2.9
Bromodichloromethane	ND	10	ug/L	1.5
2-Butanone	ND	50	ug/L	5.7
n-Butylbenzene	ND	10	ug/L	1.2
sec-Butylbenzene	ND	10	ug/L	1.3
tert-Butylbenzene	ND	10	ug/L	1.3
Carbon disulfide	ND	10	ug/L	1.3
Dibromochloromethane	ND	10	ug/L	1.8
1,2-Dibromo-3-chloro-propane	ND	20	ug/L	6.7
2-Chloroethyl vinyl ether	ND	50	ug/L	9.9
2-Chlorotoluene	ND	10	ug/L	1.1
4-Chlorotoluene	ND	10	ug/L	1.8
1,2-Dibromoethane	ND	10	ug/L	2.4
Dibromomethane	ND	10	ug/L	2.8
1,2-Dichlorobenzene	ND	10	ug/L	1.3
1,3-Dichlorobenzene	ND	10	ug/L	1.4
1,4-Dichlorobenzene	ND	10	ug/L	1.3
Dichlorodifluoromethane	ND	10	ug/L	3.1
cis-1,2-Dichloroethene	**240**	**10**	**ug/L**	**1.7**
trans-1,2-Dichloroethene	ND	10	ug/L	1.9
1,3-Dichloropropane	ND	10	ug/L	1.6
2,2-Dichloropropane	ND	10	ug/L	1.3
1,1-Dichloropropene	ND	10	ug/L	1.3
Trichlorofluoromethane	ND	10	ug/L	2.1
Hexachlorobutadiene	ND	10	ug/L	3.0
2-Hexanone	ND	50	ug/L	4.1
Isopropylbenzene	ND	10	ug/L	1.3
p-Isopropyltoluene	ND	10	ug/L	1.2
tert-Butyl alcohol	ND	200	ug/L	39
4-Methyl-2-pentanone	ND	50	ug/L	3.2
Naphthalene	ND	10	ug/L	2.4
n-Propylbenzene	ND	10	ug/L	1.4
Styrene	ND	10	ug/L	1.1
1,1,1,2-Tetrachloroethane	ND	10	ug/L	2.3
1,2,3-Trichlorobenzene	ND	10	ug/L	1.7

(Continued on next page)

Tetra Tech NUS, Inc

Client Sample ID: MSA-MW20I-080608

GC/MS Volatiles

Lot-Sample #...: A8H070118-004 **Work Order #...:** KTQJ71CM **Matrix.....:** WQ

PARAMETER	RESULT	REPORTING LIMIT	UNITS	MDL
1,2,4-Trichloro-benzene	ND	10	ug/L	1.5
1,2,3-Trichloropropane	ND	10	ug/L	4.3
1,1,2-Trichloro-1,2,2-trifluoroethane	ND	10	ug/L	2.8
1,2,4-Trimethylbenzene	ND	10	ug/L	1.2
Vinyl acetate	ND	20	ug/L	1.9
o-Xylene	ND	10	ug/L	1.4
Xylenes (total)	ND	20	ug/L	2.8
Methyl tert-butyl ether	ND	50	ug/L	1.7
m-Xylene & p-Xylene	ND	20	ug/L	2.4
1,2,3-Trimethylbenzene	ND	50	ug/L	0.059
Diisopropyl Ether (DIPE)	ND	50	ug/L	15
Ethyl-t-Butyl Ether (ETBE)	ND	50	ug/L	1.1
Tert-amyl methyl ether (TAME)	ND	50	ug/L	0.67
Benzene	ND	10	ug/L	1.3
Bromoform	ND	10	ug/L	6.4
Bromomethane	ND	10	ug/L	4.1
Carbon tetrachloride	ND	10	ug/L	1.3
Chlorobenzene	**24**	**10**	**ug/L**	**1.5**
Chloroethane	ND	10	ug/L	2.9
Chloroform	ND	10	ug/L	1.6
Chloromethane	ND	10	ug/L	3.0
1,1-Dichloroethane	ND	10	ug/L	1.5
1,2-Dichloroethane	ND	10	ug/L	2.2
1,1-Dichloroethene	ND	10	ug/L	1.9
1,2-Dichloropropane	ND	10	ug/L	1.8
cis-1,3-Dichloropropene	ND	10	ug/L	1.4
trans-1,3-Dichloropropene	ND	10	ug/L	1.9
Ethylbenzene	ND	10	ug/L	1.7
Methylene chloride	ND	10	ug/L	3.3
1,1,2,2-Tetrachloroethane	ND	10	ug/L	1.8
Tetrachloroethene	ND	10	ug/L	2.9
Toluene	ND	10	ug/L	1.3
1,1,1-Trichloroethane	ND	10	ug/L	2.2
Trichloroethene	**46**	**10**	**ug/L**	**1.7**
Vinyl chloride	**200**	**10**	**ug/L**	**2.2**

SURROGATE	PERCENT RECOVERY	RECOVERY LIMITS
Dibromofluoromethane	95	(73 - 122)
1,2-Dichloroethane-d4	98	(61 - 128)
Toluene-d8	93	(76 - 110)
4-Bromofluorobenzene	90	(74 - 116)

(Continued on next page)

Tetra Tech NUS, Inc

Client Sample ID: MSA-MW20S-080608

GC/MS Volatiles

Lot-Sample #...: A8H070118-003 **Work Order #...:** KTQJ61CM **Matrix.....:** WQ
Date Sampled...: 08/06/08 11:15 **Date Received..:** 08/07/08
Prep Date.....: 08/14/08 **Analysis Date..:** 08/14/08
Prep Batch #...: 8232297
Dilution Factor: 76.92 **Initial Wgt/Vol:** 5 mL **Final Wgt/Vol..:** 5 mL
Method.....: SW846 8260B

PARAMETER	RESULT	REPORTING LIMIT	UNITS	MDL
Acetone	**150 J,B**	**380**	**ug/L**	**85**
Bromobenzene	ND	77	ug/L	10
Bromochloromethane	ND	77	ug/L	22
Bromodichloromethane	ND	77	ug/L	12
2-Butanone	ND	380	ug/L	44
n-Butylbenzene	ND	77	ug/L	9.2
sec-Butylbenzene	ND	77	ug/L	10
tert-Butylbenzene	ND	77	ug/L	10
Carbon disulfide	ND	77	ug/L	10
Dibromochloromethane	ND	77	ug/L	14
1,2-Dibromo-3-chloro-propane	ND	150	ug/L	52
2-Chloroethyl vinyl ether	ND	380	ug/L	76
2-Chlorotoluene	ND	77	ug/L	8.5
4-Chlorotoluene	ND	77	ug/L	14
1,2-Dibromoethane	ND	77	ug/L	18
Dibromomethane	ND	77	ug/L	22
1,2-Dichlorobenzene	ND	77	ug/L	10
1,3-Dichlorobenzene	ND	77	ug/L	11
1,4-Dichlorobenzene	ND	77	ug/L	10
Dichlorodifluoromethane	ND	77	ug/L	24
cis-1,2-Dichloroethene	**2100**	**77**	**ug/L**	**13**
trans-1,2-Dichloroethene	**29 J**	**77**	**ug/L**	**15**
1,3-Dichloropropane	ND	77	ug/L	12
2,2-Dichloropropane	ND	77	ug/L	10
1,1-Dichloropropene	ND	77	ug/L	10
Trichlorofluoromethane	ND	77	ug/L	16
Hexachlorobutadiene	ND	77	ug/L	23
2-Hexanone	ND	380	ug/L	32
Isopropylbenzene	ND	77	ug/L	10
p-Isopropyltoluene	ND	77	ug/L	9.2
tert-Butyl alcohol	ND	1500	ug/L	300
4-Methyl-2-pentanone	ND	380	ug/L	25
Naphthalene	ND	77	ug/L	18
n-Propylbenzene	ND	77	ug/L	11
Styrene	ND	77	ug/L	8.5
1,1,1,2-Tetrachloroethane	ND	77	ug/L	18
1,2,3-Trichlorobenzene	ND	77	ug/L	13

(Continued on next page)

Tetra Tech NUS, Inc

Client Sample ID: MSA-MW20S-080608

GC/MS Volatiles

Lot-Sample #...: A8H070118-003 **Work Order #...:** KTQJ61CM **Matrix.....:** WQ

PARAMETER	RESULT	REPORTING LIMIT	UNITS	MDL
1,2,4-Trichloro-benzene	ND	77	ug/L	12
1,2,3-Trichloropropane	ND	77	ug/L	33
1,1,2-Trichloro-1,2,2-trifluoroethane	ND	77	ug/L	22
1,2,4-Trimethylbenzene	ND	77	ug/L	9.2
Vinyl acetate	ND	150	ug/L	15
o-Xylene	ND	77	ug/L	11
Xylenes (total)	ND	150	ug/L	22
Methyl tert-butyl ether	ND	380	ug/L	13
m-Xylene & p-Xylene	ND	150	ug/L	18
1,2,3-Trimethylbenzene	ND	380	ug/L	0.45
Diisopropyl Ether (DIPE)	ND	380	ug/L	120
Ethyl-t-Butyl Ether (ETBE)	ND	380	ug/L	8.5
Tert-amyl methyl ether (TAME)	ND	380	ug/L	5.2
Benzene	ND	77	ug/L	10
Bromoform	ND	77	ug/L	49
Bromomethane	ND	77	ug/L	32
Carbon tetrachloride	ND	77	ug/L	10
Chlorobenzene	**450**	**77**	**ug/L**	**12**
Chloroethane	ND	77	ug/L	22
Chloroform	ND	77	ug/L	12
Chloromethane	ND	77	ug/L	23
1,1-Dichloroethane	ND	77	ug/L	12
1,2-Dichloroethane	ND	77	ug/L	17
1,1-Dichloroethene	**20 J**	**77**	**ug/L**	**15**
1,2-Dichloropropane	ND	77	ug/L	14
cis-1,3-Dichloropropene	ND	77	ug/L	11
trans-1,3-Dichloropropene	ND	77	ug/L	15
Ethylbenzene	**41 J**	**77**	**ug/L**	**13**
Methylene chloride	ND	77	ug/L	25
1,1,2,2-Tetrachloroethane	ND	77	ug/L	14
Tetrachloroethene	ND	77	ug/L	22
Toluene	**23 J**	**77**	**ug/L**	**10**
1,1,1-Trichloroethane	ND	77	ug/L	17
Trichloroethene	**1300**	**77**	**ug/L**	**13**
Vinyl chloride	**1100**	**77**	**ug/L**	**17**

SURROGATE	PERCENT RECOVERY	RECOVERY LIMITS
Dibromofluoromethane	98	(73 - 122)
1,2-Dichloroethane-d4	99	(61 - 128)
Toluene-d8	94	(76 - 110)
4-Bromofluorobenzene	90	(74 - 116)

(Continued on next page)

Tetra Tech NUS, Inc

Client Sample ID: MSA-MW26D-080708

GC/MS Volatiles

Lot-Sample #...: A8H080117-004 **Work Order #...:** KTTHR1CM **Matrix.....:** WG
Date Sampled...: 08/07/08 12:55 **Date Received..:** 08/08/08
Prep Date.....: 08/15/08 **Analysis Date..:** 08/15/08
Prep Batch #...: 8231359
Dilution Factor: 1 **Initial Wgt/Vol:** 5 mL **Final Wgt/Vol..:** 5 mL
Method.....: SW846 8260B

PARAMETER	RESULT	REPORTING LIMIT	UNITS	MDL
Acetone	**2.1 J**	**5.0**	**ug/L**	**1.1**
Bromobenzene	ND	1.0	ug/L	0.13
Bromochloromethane	ND	1.0	ug/L	0.29
Bromodichloromethane	ND	1.0	ug/L	0.15
2-Butanone	**0.62 J,B**	**5.0**	**ug/L**	**0.57**
n-Butylbenzene	ND	1.0	ug/L	0.12
sec-Butylbenzene	ND	1.0	ug/L	0.13
tert-Butylbenzene	ND	1.0	ug/L	0.13
Carbon disulfide	ND	1.0	ug/L	0.13
Dibromochloromethane	ND	1.0	ug/L	0.18
1,2-Dibromo-3-chloro-propane	ND	2.0	ug/L	0.67
2-Chloroethyl vinyl ether	ND	5.0	ug/L	0.99
2-Chlorotoluene	ND	1.0	ug/L	0.11
4-Chlorotoluene	ND	1.0	ug/L	0.18
1,2-Dibromoethane	ND	1.0	ug/L	0.24
Dibromomethane	ND	1.0	ug/L	0.28
1,2-Dichlorobenzene	ND	1.0	ug/L	0.13
1,3-Dichlorobenzene	ND	1.0	ug/L	0.14
1,4-Dichlorobenzene	ND	1.0	ug/L	0.13
Dichlorodifluoromethane	ND	1.0	ug/L	0.31
cis-1,2-Dichloroethene	**4.1**	**1.0**	**ug/L**	**0.17**
trans-1,2-Dichloroethene	ND	1.0	ug/L	0.19
1,3-Dichloropropane	ND	1.0	ug/L	0.16
2,2-Dichloropropane	ND	1.0	ug/L	0.13
1,1-Dichloropropene	ND	1.0	ug/L	0.13
Trichlorofluoromethane	ND	1.0	ug/L	0.21
Hexachlorobutadiene	ND	1.0	ug/L	0.30
2-Hexanone	ND	5.0	ug/L	0.41
Isopropylbenzene	ND	1.0	ug/L	0.13
p-Isopropyltoluene	ND	1.0	ug/L	0.12
tert-Butyl alcohol	ND	20	ug/L	3.9
4-Methyl-2-pentanone	ND	5.0	ug/L	0.32
Naphthalene	ND	1.0	ug/L	0.24
n-Propylbenzene	ND	1.0	ug/L	0.14
Styrene	ND	1.0	ug/L	0.11
1,1,1,2-Tetrachloroethane	ND	1.0	ug/L	0.23
1,2,3-Trichlorobenzene	ND	1.0	ug/L	0.17

(Continued on next page)

Tetra Tech NUS, Inc

Client Sample ID: MSA-MW26D-080708

GC/MS Volatiles

Lot-Sample #...: A8H080117-004 **Work Order #...:** KTTHR1CM **Matrix.....:** WG

PARAMETER	RESULT	REPORTING LIMIT	UNITS	MDL
1,2,4-Trichloro-benzene	ND	1.0	ug/L	0.15
1,2,3-Trichloropropane	ND	1.0	ug/L	0.43
1,1,2-Trichloro-1,2,2-trifluoroethane	ND	1.0	ug/L	0.28
1,2,4-Trimethylbenzene	ND	1.0	ug/L	0.12
Vinyl acetate	ND	2.0	ug/L	0.19
o-Xylene	ND	1.0	ug/L	0.14
Xylenes (total)	ND	2.0	ug/L	0.28
Methyl tert-butyl ether	ND	5.0	ug/L	0.17
m-Xylene & p-Xylene	ND	2.0	ug/L	0.24
1,2,3-Trimethylbenzene	ND	5.0	ug/L	0.0059
Diisopropyl Ether (DIPE)	ND	5.0	ug/L	1.5
Ethyl-t-Butyl Ether (ETBE)	ND	5.0	ug/L	0.11
Tert-amyl methyl ether (TAME)	ND	5.0	ug/L	0.067
Benzene	ND	1.0	ug/L	0.13
Bromoform	ND	1.0	ug/L	0.64
Bromomethane	ND	1.0	ug/L	0.41
Carbon tetrachloride	ND	1.0	ug/L	0.13
Chlorobenzene	ND	1.0	ug/L	0.15
Chloroethane	ND	1.0	ug/L	0.29
Chloroform	**1.1**	**1.0**	**ug/L**	**0.16**
Chloromethane	ND	1.0	ug/L	0.30
1,1-Dichloroethane	ND	1.0	ug/L	0.15
1,2-Dichloroethane	ND	1.0	ug/L	0.22
1,1-Dichloroethene	ND	1.0	ug/L	0.19
1,2-Dichloropropane	ND	1.0	ug/L	0.18
cis-1,3-Dichloropropene	ND	1.0	ug/L	0.14
trans-1,3-Dichloropropene	ND	1.0	ug/L	0.19
Ethylbenzene	ND	1.0	ug/L	0.17
Methylene chloride	ND	1.0	ug/L	0.33
1,1,2,2-Tetrachloroethane	ND	1.0	ug/L	0.18
Tetrachloroethene	**0.73 J**	**1.0**	**ug/L**	**0.29**
Toluene	ND	1.0	ug/L	0.13
1,1,1-Trichloroethane	ND	1.0	ug/L	0.22
Trichloroethene	**1.4**	**1.0**	**ug/L**	**0.17**
Vinyl chloride	**0.69 J**	**1.0**	**ug/L**	**0.22**

SURROGATE	PERCENT RECOVERY	RECOVERY LIMITS
Dibromofluoromethane	95	(73 - 122)
1,2-Dichloroethane-d4	98	(61 - 128)
Toluene-d8	93	(76 - 110)
4-Bromofluorobenzene	90	(74 - 116)

(Continued on next page)

Tetra Tech NUS, Inc

Client Sample ID: MSA-MW26I-080708

GC/MS Volatiles

Lot-Sample #...: A8H080117-006 **Work Order #...:** KTTHV1CM **Matrix.....:** WG
Date Sampled...: 08/07/08 14:15 **Date Received..:** 08/08/08
Prep Date.....: 08/15/08 **Analysis Date..:** 08/15/08
Prep Batch #...: 8231359
Dilution Factor: 1 **Initial Wgt/Vol:** 5 mL **Final Wgt/Vol..:** 5 mL
Method.....: SW846 8260B

PARAMETER	RESULT	REPORTING LIMIT	UNITS	MDL
Acetone	ND	5.0	ug/L	1.1
Bromobenzene	ND	1.0	ug/L	0.13
Bromochloromethane	ND	1.0	ug/L	0.29
Bromodichloromethane	ND	1.0	ug/L	0.15
2-Butanone	ND	5.0	ug/L	0.57
n-Butylbenzene	ND	1.0	ug/L	0.12
sec-Butylbenzene	ND	1.0	ug/L	0.13
tert-Butylbenzene	ND	1.0	ug/L	0.13
Carbon disulfide	**0.29 J**	**1.0**	**ug/L**	**0.13**
Dibromochloromethane	ND	1.0	ug/L	0.18
1,2-Dibromo-3-chloro-propane	ND	2.0	ug/L	0.67
2-Chloroethyl vinyl ether	ND	5.0	ug/L	0.99
2-Chlorotoluene	ND	1.0	ug/L	0.11
4-Chlorotoluene	ND	1.0	ug/L	0.18
1,2-Dibromoethane	ND	1.0	ug/L	0.24
Dibromomethane	ND	1.0	ug/L	0.28
1,2-Dichlorobenzene	ND	1.0	ug/L	0.13
1,3-Dichlorobenzene	ND	1.0	ug/L	0.14
1,4-Dichlorobenzene	ND	1.0	ug/L	0.13
Dichlorodifluoromethane	ND	1.0	ug/L	0.31
cis-1,2-Dichloroethene	**1.2**	**1.0**	**ug/L**	**0.17**
trans-1,2-Dichloroethene	ND	1.0	ug/L	0.19
1,3-Dichloropropane	ND	1.0	ug/L	0.16
2,2-Dichloropropane	ND	1.0	ug/L	0.13
1,1-Dichloropropene	ND	1.0	ug/L	0.13
Trichlorofluoromethane	ND	1.0	ug/L	0.21
Hexachlorobutadiene	ND	1.0	ug/L	0.30
2-Hexanone	ND	5.0	ug/L	0.41
Isopropylbenzene	ND	1.0	ug/L	0.13
p-Isopropyltoluene	ND	1.0	ug/L	0.12
tert-Butyl alcohol	ND	20	ug/L	3.9
4-Methyl-2-pentanone	ND	5.0	ug/L	0.32
Naphthalene	ND	1.0	ug/L	0.24
n-Propylbenzene	ND	1.0	ug/L	0.14
Styrene	ND	1.0	ug/L	0.11
1,1,1,2-Tetrachloroethane	ND	1.0	ug/L	0.23
1,2,3-Trichlorobenzene	ND	1.0	ug/L	0.17

(Continued on next page)

Tetra Tech NUS, Inc

Client Sample ID: MSA-MW26I-080708

GC/MS Volatiles

Lot-Sample #...: A8H080117-006 **Work Order #...:** KTTHV1CM **Matrix.....:** WG

PARAMETER	RESULT	REPORTING LIMIT	UNITS	MDL
1,2,4-Trichloro-benzene	ND	1.0	ug/L	0.15
1,2,3-Trichloropropane	ND	1.0	ug/L	0.43
1,1,2-Trichloro-1,2,2-trifluoroethane	ND	1.0	ug/L	0.28
1,2,4-Trimethylbenzene	ND	1.0	ug/L	0.12
Vinyl acetate	ND	2.0	ug/L	0.19
o-Xylene	ND	1.0	ug/L	0.14
Xylenes (total)	**0.33 J**	**2.0**	**ug/L**	**0.28**
Methyl tert-butyl ether	ND	5.0	ug/L	0.17
m-Xylene & p-Xylene	**0.33 J**	**2.0**	**ug/L**	**0.24**
1,2,3-Trimethylbenzene	ND	5.0	ug/L	0.0059
Diisopropyl Ether (DIPE)	ND	5.0	ug/L	1.5
Ethyl-t-Butyl Ether (ETBE)	ND	5.0	ug/L	0.11
Tert-amyl methyl ether (TAME)	ND	5.0	ug/L	0.067
Benzene	ND	1.0	ug/L	0.13
Bromoform	ND	1.0	ug/L	0.64
Bromomethane	ND	1.0	ug/L	0.41
Carbon tetrachloride	ND	1.0	ug/L	0.13
Chlorobenzene	ND	1.0	ug/L	0.15
Chloroethane	ND	1.0	ug/L	0.29
Chloroform	ND	1.0	ug/L	0.16
Chloromethane	ND	1.0	ug/L	0.30
1,1-Dichloroethane	ND	1.0	ug/L	0.15
1,2-Dichloroethane	ND	1.0	ug/L	0.22
1,1-Dichloroethene	ND	1.0	ug/L	0.19
1,2-Dichloropropane	ND	1.0	ug/L	0.18
cis-1,3-Dichloropropene	ND	1.0	ug/L	0.14
trans-1,3-Dichloropropene	ND	1.0	ug/L	0.19
Ethylbenzene	ND	1.0	ug/L	0.17
Methylene chloride	ND	1.0	ug/L	0.33
1,1,2,2-Tetrachloroethane	ND	1.0	ug/L	0.18
Tetrachloroethene	ND	1.0	ug/L	0.29
Toluene	ND	1.0	ug/L	0.13
1,1,1-Trichloroethane	ND	1.0	ug/L	0.22
Trichloroethene	**0.33 J**	**1.0**	**ug/L**	**0.17**
Vinyl chloride	**1.1**	**1.0**	**ug/L**	**0.22**

SURROGATE	PERCENT RECOVERY	RECOVERY LIMITS
Dibromofluoromethane	97	(73 - 122)
1,2-Dichloroethane-d4	98	(61 - 128)
Toluene-d8	95	(76 - 110)
4-Bromofluorobenzene	87	(74 - 116)

NOTE(S):

J Estimated result. Result is less than RL.

Tetra Tech NUS, Inc

Client Sample ID: MSA-MW26S-080708

GC/MS Volatiles

Lot-Sample #...: A8H080117-002 **Work Order #...:** KTTHP1CM **Matrix.....:** WG
Date Sampled...: 08/07/08 10:45 **Date Received..:** 08/08/08
Prep Date.....: 08/15/08 **Analysis Date..:** 08/15/08
Prep Batch #...: 8231359
Dilution Factor: 6.67 **Initial Wgt/Vol:** 5 mL **Final Wgt/Vol..:** 5 mL
Method.....: SW846 8260B

PARAMETER	RESULT	REPORTING LIMIT	UNITS	MDL
Acetone	**24 J**	**33**	**ug/L**	**7.3**
Bromobenzene	ND	6.7	ug/L	0.87
Bromochloromethane	ND	6.7	ug/L	1.9
Bromodichloromethane	ND	6.7	ug/L	1.0
2-Butanone	ND	33	ug/L	3.8
n-Butylbenzene	ND	6.7	ug/L	0.80
sec-Butylbenzene	ND	6.7	ug/L	0.87
tert-Butylbenzene	ND	6.7	ug/L	0.87
Carbon disulfide	ND	6.7	ug/L	0.87
Dibromochloromethane	ND	6.7	ug/L	1.2
1,2-Dibromo-3-chloro-propane	ND	13	ug/L	4.5
2-Chloroethyl vinyl ether	ND	33	ug/L	6.6
2-Chlorotoluene	ND	6.7	ug/L	0.73
4-Chlorotoluene	ND	6.7	ug/L	1.2
1,2-Dibromoethane	ND	6.7	ug/L	1.6
Dibromomethane	ND	6.7	ug/L	1.9
1,2-Dichlorobenzene	ND	6.7	ug/L	0.87
1,3-Dichlorobenzene	ND	6.7	ug/L	0.93
1,4-Dichlorobenzene	ND	6.7	ug/L	0.87
Dichlorodifluoromethane	ND	6.7	ug/L	2.1
cis-1,2-Dichloroethene	**150**	**6.7**	**ug/L**	**1.1**
trans-1,2-Dichloroethene	**2.0 J**	**6.7**	**ug/L**	**1.3**
1,3-Dichloropropane	ND	6.7	ug/L	1.1
2,2-Dichloropropane	ND	6.7	ug/L	0.87
1,1-Dichloropropene	ND	6.7	ug/L	0.87
Trichlorofluoromethane	ND	6.7	ug/L	1.4
Hexachlorobutadiene	ND	6.7	ug/L	2.0
2-Hexanone	ND	33	ug/L	2.7
Isopropylbenzene	ND	6.7	ug/L	0.87
p-Isopropyltoluene	**11**	**6.7**	**ug/L**	**0.80**
tert-Butyl alcohol	ND	130	ug/L	26
4-Methyl-2-pentanone	ND	33	ug/L	2.1
Naphthalene	ND	6.7	ug/L	1.6
n-Propylbenzene	ND	6.7	ug/L	0.93
Styrene	ND	6.7	ug/L	0.73
1,1,1,2-Tetrachloroethane	ND	6.7	ug/L	1.5
1,2,3-Trichlorobenzene	ND	6.7	ug/L	1.1

(Continued on next page)

Tetra Tech NUS, Inc

Client Sample ID: MSA-MW26S-080708

GC/MS Volatiles

Lot-Sample #...: A8H080117-002 **Work Order #...:** KTTHP1CM **Matrix.....:** WG

PARAMETER	RESULT	REPORTING LIMIT	UNITS	MDL
1,2,4-Trichloro-benzene	ND	6.7	ug/L	1.0
1,2,3-Trichloropropane	ND	6.7	ug/L	2.9
1,1,2-Trichloro-1,2,2-trifluoroethane	ND	6.7	ug/L	1.9
1,2,4-Trimethylbenzene	**1.4 J**	**6.7**	**ug/L**	**0.80**
Vinyl acetate	ND	13	ug/L	1.3
o-Xylene	**1.4 J**	**6.7**	**ug/L**	**0.93**
Xylenes (total)	ND	13	ug/L	1.9
Methyl tert-butyl ether	ND	33	ug/L	1.1
m-Xylene & p-Xylene	ND	13	ug/L	1.6
1,2,3-Trimethylbenzene	**1.1 J**	**33**	**ug/L**	**0.039**
Diisopropyl Ether (DIPE)	ND	33	ug/L	10
Ethyl-t-Butyl Ether (ETBE)	ND	33	ug/L	0.73
Tert-amyl methyl ether (TAME)	ND	33	ug/L	0.45
Benzene	**22**	**6.7**	**ug/L**	**0.87**
Bromoform	ND	6.7	ug/L	4.3
Bromomethane	ND	6.7	ug/L	2.7
Carbon tetrachloride	ND	6.7	ug/L	0.87
Chlorobenzene	ND	6.7	ug/L	1.0
Chloroethane	ND	6.7	ug/L	1.9
Chloroform	ND	6.7	ug/L	1.1
Chloromethane	ND	6.7	ug/L	2.0
1,1-Dichloroethane	ND	6.7	ug/L	1.0
1,2-Dichloroethane	ND	6.7	ug/L	1.5
1,1-Dichloroethene	ND	6.7	ug/L	1.3
1,2-Dichloropropane	ND	6.7	ug/L	1.2
cis-1,3-Dichloropropene	ND	6.7	ug/L	0.93
trans-1,3-Dichloropropene	ND	6.7	ug/L	1.3
Ethylbenzene	**1.5 J**	**6.7**	**ug/L**	**1.1**
Methylene chloride	ND	6.7	ug/L	2.2
1,1,2,2-Tetrachloroethane	ND	6.7	ug/L	1.2
Tetrachloroethene	ND	6.7	ug/L	1.9
Toluene	**1.2 J**	**6.7**	**ug/L**	**0.87**
1,1,1-Trichloroethane	ND	6.7	ug/L	1.5
Trichloroethene	ND	6.7	ug/L	1.1
Vinyl chloride	**160**	**6.7**	**ug/L**	**1.5**

SURROGATE	PERCENT RECOVERY	RECOVERY LIMITS
Dibromofluoromethane	92	(73 - 122)
1,2-Dichloroethane-d4	96	(61 - 128)
Toluene-d8	93	(76 - 110)
4-Bromofluorobenzene	89	(74 - 116)

NOTE(S):

J Estimated result. Result is less than RL.

Tetra Tech NUS, Inc

Client Sample ID: DMW-10S-080808

GC/MS Volatiles

Lot-Sample #...: A8H090106-006 **Work Order #...:** KTWRD1CM **Matrix.....:** WG
Date Sampled...: 08/08/08 14:00 **Date Received..:** 08/09/08
Prep Date.....: 08/15/08 **Analysis Date..:** 08/15/08
Prep Batch #...: 8231359
Dilution Factor: 8 **Initial Wgt/Vol:** 5 mL **Final Wgt/Vol..:** 5 mL
Method.....: SW846 8260B

PARAMETER	RESULT	REPORTING LIMIT	UNITS	MDL
Acetone	**17 J**	**40**	**ug/L**	**8.8**
Bromobenzene	ND	8.0	ug/L	1.0
Bromochloromethane	ND	8.0	ug/L	2.3
Bromodichloromethane	ND	8.0	ug/L	1.2
2-Butanone	ND	40	ug/L	4.6
n-Butylbenzene	ND	8.0	ug/L	0.96
sec-Butylbenzene	ND	8.0	ug/L	1.0
tert-Butylbenzene	ND	8.0	ug/L	1.0
Carbon disulfide	ND	8.0	ug/L	1.0
Dibromochloromethane	ND	8.0	ug/L	1.4
1,2-Dibromo-3-chloro-propane	ND	16	ug/L	5.4
2-Chloroethyl vinyl ether	ND	40	ug/L	7.9
2-Chlorotoluene	ND	8.0	ug/L	0.88
4-Chlorotoluene	ND	8.0	ug/L	1.4
1,2-Dibromoethane	ND	8.0	ug/L	1.9
Dibromomethane	ND	8.0	ug/L	2.2
1,2-Dichlorobenzene	ND	8.0	ug/L	1.0
1,3-Dichlorobenzene	ND	8.0	ug/L	1.1
1,4-Dichlorobenzene	ND	8.0	ug/L	1.0
Dichlorodifluoromethane	ND	8.0	ug/L	2.5
cis-1,2-Dichloroethene	ND	8.0	ug/L	1.4
trans-1,2-Dichloroethene	ND	8.0	ug/L	1.5
1,3-Dichloropropane	ND	8.0	ug/L	1.3
2,2-Dichloropropane	ND	8.0	ug/L	1.0
1,1-Dichloropropene	ND	8.0	ug/L	1.0
Trichlorofluoromethane	ND	8.0	ug/L	1.7
Hexachlorobutadiene	ND	8.0	ug/L	2.4
2-Hexanone	ND	40	ug/L	3.3
Isopropylbenzene	ND	8.0	ug/L	1.0
p-Isopropyltoluene	ND	8.0	ug/L	0.96
tert-Butyl alcohol	ND	160	ug/L	31
4-Methyl-2-pentanone	ND	40	ug/L	2.6
Naphthalene	ND	8.0	ug/L	1.9
n-Propylbenzene	ND	8.0	ug/L	1.1
Styrene	ND	8.0	ug/L	0.88
1,1,1,2-Tetrachloroethane	ND	8.0	ug/L	1.8
1,2,3-Trichlorobenzene	ND	8.0	ug/L	1.4

(Continued on next page)

Tetra Tech NUS, Inc

Client Sample ID: DMW-10S-080808

GC/MS Volatiles

Lot-Sample #...: A8H090106-006 **Work Order #...:** KTWRD1CM **Matrix.....:** WG

PARAMETER	RESULT	REPORTING LIMIT	UNITS	MDL
1,2,4-Trichloro-benzene	ND	8.0	ug/L	1.2
1,2,3-Trichloropropane	ND	8.0	ug/L	3.4
1,1,2-Trichloro-1,2,2-trifluoroethane	ND	8.0	ug/L	2.2
1,2,4-Trimethylbenzene	ND	8.0	ug/L	0.96
Vinyl acetate	ND	16	ug/L	1.5
o-Xylene	ND	8.0	ug/L	1.1
Xylenes (total)	ND	16	ug/L	2.2
Methyl tert-butyl ether	ND	40	ug/L	1.4
m-Xylene & p-Xylene	ND	16	ug/L	1.9
1,2,3-Trimethylbenzene	ND	40	ug/L	0.047
Diisopropyl Ether (DIPE)	ND	40	ug/L	12
Ethyl-t-Butyl Ether (ETBE)	ND	40	ug/L	0.88
Tert-amyl methyl ether (TAME)	ND	40	ug/L	0.54
Benzene	ND	8.0	ug/L	1.0
Bromoform	ND	8.0	ug/L	5.1
Bromomethane	ND	8.0	ug/L	3.3
Carbon tetrachloride	ND	8.0	ug/L	1.0
Chlorobenzene	ND	8.0	ug/L	1.2
Chloroethane	ND	8.0	ug/L	2.3
Chloroform	ND	8.0	ug/L	1.3
Chloromethane	ND	8.0	ug/L	2.4
1,1-Dichloroethane	ND	8.0	ug/L	1.2
1,2-Dichloroethane	ND	8.0	ug/L	1.8
1,1-Dichloroethene	ND	8.0	ug/L	1.5
1,2-Dichloropropane	ND	8.0	ug/L	1.4
cis-1,3-Dichloropropene	ND	8.0	ug/L	1.1
trans-1,3-Dichloropropene	ND	8.0	ug/L	1.5
Ethylbenzene	ND	8.0	ug/L	1.4
Methylene chloride	ND	8.0	ug/L	2.6
1,1,2,2-Tetrachloroethane	ND	8.0	ug/L	1.4
Tetrachloroethene	ND	8.0	ug/L	2.3
Toluene	ND	8.0	ug/L	1.0
1,1,1-Trichloroethane	ND	8.0	ug/L	1.8
Trichloroethene	ND	8.0	ug/L	1.4
Vinyl chloride	**170**	**8.0**	**ug/L**	**1.8**

SURROGATE	PERCENT RECOVERY	RECOVERY LIMITS
Dibromofluoromethane	95	(73 - 122)
1,2-Dichloroethane-d4	99	(61 - 128)
Toluene-d8	92	(76 - 110)
4-Bromofluorobenzene	90	(74 - 116)

NOTE(S):

J Estimated result. Result is less than RL.

Tetra Tech NUS, Inc

Client Sample ID: DMW-21D-080808

GC/MS Volatiles

Lot-Sample #...: A8H090106-004 **Work Order #...:** KTWRA1CM **Matrix.....:** WG
Date Sampled...: 08/08/08 12:05 **Date Received..:** 08/09/08
Prep Date.....: 08/15/08 **Analysis Date..:** 08/15/08
Prep Batch #...: 8231359
Dilution Factor: 1 **Initial Wgt/Vol:** 5 mL **Final Wgt/Vol..:** 5 mL
Method.....: SW846 8260B

PARAMETER	RESULT	REPORTING LIMIT	UNITS	MDL
Acetone	**5.9**	**5.0**	**ug/L**	**1.1**
Bromobenzene	ND	1.0	ug/L	0.13
Bromochloromethane	ND	1.0	ug/L	0.29
Bromodichloromethane	ND	1.0	ug/L	0.15
2-Butanone	ND	5.0	ug/L	0.57
n-Butylbenzene	ND	1.0	ug/L	0.12
sec-Butylbenzene	ND	1.0	ug/L	0.13
tert-Butylbenzene	ND	1.0	ug/L	0.13
Carbon disulfide	ND	1.0	ug/L	0.13
Dibromochloromethane	ND	1.0	ug/L	0.18
1,2-Dibromo-3-chloro-propane	ND	2.0	ug/L	0.67
2-Chloroethyl vinyl ether	ND	5.0	ug/L	0.99
2-Chlorotoluene	ND	1.0	ug/L	0.11
4-Chlorotoluene	ND	1.0	ug/L	0.18
1,2-Dibromoethane	ND	1.0	ug/L	0.24
Dibromomethane	ND	1.0	ug/L	0.28
1,2-Dichlorobenzene	ND	1.0	ug/L	0.13
1,3-Dichlorobenzene	ND	1.0	ug/L	0.14
1,4-Dichlorobenzene	ND	1.0	ug/L	0.13
Dichlorodifluoromethane	ND	1.0	ug/L	0.31
cis-1,2-Dichloroethene	ND	1.0	ug/L	0.17
trans-1,2-Dichloroethene	ND	1.0	ug/L	0.19
1,3-Dichloropropane	ND	1.0	ug/L	0.16
2,2-Dichloropropane	ND	1.0	ug/L	0.13
1,1-Dichloropropene	ND	1.0	ug/L	0.13
Trichlorofluoromethane	ND	1.0	ug/L	0.21
Hexachlorobutadiene	ND	1.0	ug/L	0.30
2-Hexanone	ND	5.0	ug/L	0.41
Isopropylbenzene	ND	1.0	ug/L	0.13
p-Isopropyltoluene	ND	1.0	ug/L	0.12
tert-Butyl alcohol	ND	20	ug/L	3.9
4-Methyl-2-pentanone	ND	5.0	ug/L	0.32
Naphthalene	ND	1.0	ug/L	0.24
n-Propylbenzene	ND	1.0	ug/L	0.14
Styrene	ND	1.0	ug/L	0.11
1,1,1,2-Tetrachloroethane	ND	1.0	ug/L	0.23
1,2,3-Trichlorobenzene	ND	1.0	ug/L	0.17

(Continued on next page)

Tetra Tech NUS, Inc

Client Sample ID: DMW-21D-080808

GC/MS Volatiles

Lot-Sample #...: A8H090106-004 **Work Order #...:** KTWRA1CM **Matrix.....:** WG

PARAMETER	RESULT	REPORTING LIMIT	UNITS	MDL
1,2,4-Trichloro-benzene	ND	1.0	ug/L	0.15
1,2,3-Trichloropropane	ND	1.0	ug/L	0.43
1,1,2-Trichloro-1,2,2-trifluoroethane	ND	1.0	ug/L	0.28
1,2,4-Trimethylbenzene	ND	1.0	ug/L	0.12
Vinyl acetate	ND	2.0	ug/L	0.19
o-Xylene	ND	1.0	ug/L	0.14
Xylenes (total)	ND	2.0	ug/L	0.28
Methyl tert-butyl ether	ND	5.0	ug/L	0.17
m-Xylene & p-Xylene	ND	2.0	ug/L	0.24
1,2,3-Trimethylbenzene	ND	5.0	ug/L	0.0059
Diisopropyl Ether (DIPE)	ND	5.0	ug/L	1.5
Ethyl-t-Butyl Ether (ETBE)	ND	5.0	ug/L	0.11
Tert-amyl methyl ether (TAME)	ND	5.0	ug/L	0.067
Benzene	ND	1.0	ug/L	0.13
Bromoform	ND	1.0	ug/L	0.64
Bromomethane	ND	1.0	ug/L	0.41
Carbon tetrachloride	ND	1.0	ug/L	0.13
Chlorobenzene	ND	1.0	ug/L	0.15
Chloroethane	ND	1.0	ug/L	0.29
Chloroform	ND	1.0	ug/L	0.16
Chloromethane	ND	1.0	ug/L	0.30
1,1-Dichloroethane	ND	1.0	ug/L	0.15
1,2-Dichloroethane	ND	1.0	ug/L	0.22
1,1-Dichloroethene	ND	1.0	ug/L	0.19
1,2-Dichloropropane	ND	1.0	ug/L	0.18
cis-1,3-Dichloropropene	ND	1.0	ug/L	0.14
trans-1,3-Dichloropropene	ND	1.0	ug/L	0.19
Ethylbenzene	ND	1.0	ug/L	0.17
Methylene chloride	ND	1.0	ug/L	0.33
1,1,2,2-Tetrachloroethane	ND	1.0	ug/L	0.18
Tetrachloroethene	ND	1.0	ug/L	0.29
Toluene	**9.2**	**1.0**	**ug/L**	**0.13**
1,1,1-Trichloroethane	ND	1.0	ug/L	0.22
Trichloroethene	ND	1.0	ug/L	0.17
Vinyl chloride	ND	1.0	ug/L	0.22

SURROGATE	PERCENT RECOVERY	RECOVERY LIMITS
Dibromofluoromethane	95	(73 - 122)
1,2-Dichloroethane-d4	98	(61 - 128)
Toluene-d8	92	(76 - 110)
4-Bromofluorobenzene	88	(74 - 116)

Tetra Tech NUS, Inc

Client Sample ID: DMW-21I-080808

GC/MS Volatiles

Lot-Sample #...: A8H090106-002 **Work Order #...:** KTWQ81CM **Matrix.....:** WG
Date Sampled...: 08/08/08 10:15 **Date Received..:** 08/09/08
Prep Date.....: 08/15/08 **Analysis Date..:** 08/15/08
Prep Batch #...: 8231359
Dilution Factor: 25 **Initial Wgt/Vol:** 5 mL **Final Wgt/Vol..:** 5 mL
Method.....: SW846 8260B

PARAMETER	RESULT	REPORTING LIMIT	UNITS	MDL
Acetone	**68 J**	**120**	**ug/L**	**28**
Bromobenzene	ND	25	ug/L	3.2
Bromochloromethane	ND	25	ug/L	7.2
Bromodichloromethane	ND	25	ug/L	3.8
2-Butanone	ND	120	ug/L	14
n-Butylbenzene	ND	25	ug/L	3.0
sec-Butylbenzene	ND	25	ug/L	3.2
tert-Butylbenzene	ND	25	ug/L	3.2
Carbon disulfide	ND	25	ug/L	3.2
Dibromochloromethane	ND	25	ug/L	4.5
1,2-Dibromo-3-chloro-propane	ND	50	ug/L	17
2-Chloroethyl vinyl ether	ND	120	ug/L	25
2-Chlorotoluene	ND	25	ug/L	2.8
4-Chlorotoluene	ND	25	ug/L	4.5
1,2-Dibromoethane	ND	25	ug/L	6.0
Dibromomethane	ND	25	ug/L	7.0
1,2-Dichlorobenzene	ND	25	ug/L	3.2
1,3-Dichlorobenzene	ND	25	ug/L	3.5
1,4-Dichlorobenzene	ND	25	ug/L	3.2
Dichlorodifluoromethane	ND	25	ug/L	7.8
cis-1,2-Dichloroethene	**770**	**25**	**ug/L**	**4.2**
trans-1,2-Dichloroethene	ND	25	ug/L	4.8
1,3-Dichloropropane	ND	25	ug/L	4.0
2,2-Dichloropropane	ND	25	ug/L	3.2
1,1-Dichloropropene	ND	25	ug/L	3.2
Trichlorofluoromethane	ND	25	ug/L	5.2
Hexachlorobutadiene	ND	25	ug/L	7.5
2-Hexanone	ND	120	ug/L	10
Isopropylbenzene	ND	25	ug/L	3.2
p-Isopropyltoluene	ND	25	ug/L	3.0
tert-Butyl alcohol	ND	500	ug/L	98
4-Methyl-2-pentanone	ND	120	ug/L	8.0
Naphthalene	ND	25	ug/L	6.0
n-Propylbenzene	ND	25	ug/L	3.5
Styrene	ND	25	ug/L	2.8
1,1,1,2-Tetrachloroethane	ND	25	ug/L	5.8
1,2,3-Trichlorobenzene	ND	25	ug/L	4.2

(Continued on next page)

Tetra Tech NUS, Inc

Client Sample ID: DMW-21I-080808

GC/MS Volatiles

Lot-Sample #...: A8H090106-002 **Work Order #...:** KTWQ81CM **Matrix.....:** WG

PARAMETER	RESULT	REPORTING LIMIT	UNITS	MDL
1,2,4-Trichloro-benzene	ND	25	ug/L	3.8
1,2,3-Trichloropropane	ND	25	ug/L	11
1,1,2-Trichloro-1,2,2-trifluoroethane	ND	25	ug/L	7.0
1,2,4-Trimethylbenzene	ND	25	ug/L	3.0
Vinyl acetate	ND	50	ug/L	4.8
o-Xylene	ND	25	ug/L	3.5
Xylenes (total)	ND	50	ug/L	7.0
Methyl tert-butyl ether	ND	120	ug/L	4.2
m-Xylene & p-Xylene	ND	50	ug/L	6.0
1,2,3-Trimethylbenzene	ND	120	ug/L	0.15
Diisopropyl Ether (DIPE)	ND	120	ug/L	38
Ethyl-t-Butyl Ether (ETBE)	ND	120	ug/L	2.8
Tert-amyl methyl ether (TAME)	ND	120	ug/L	1.7
Benzene	ND	25	ug/L	3.2
Bromoform	ND	25	ug/L	16
Bromomethane	ND	25	ug/L	10
Carbon tetrachloride	ND	25	ug/L	3.2
Chlorobenzene	ND	25	ug/L	3.8
Chloroethane	ND	25	ug/L	7.2
Chloroform	ND	25	ug/L	4.0
Chloromethane	ND	25	ug/L	7.5
1,1-Dichloroethane	ND	25	ug/L	3.8
1,2-Dichloroethane	ND	25	ug/L	5.5
1,1-Dichloroethene	**5.0 J**	**25**	**ug/L**	**4.8**
1,2-Dichloropropane	ND	25	ug/L	4.5
cis-1,3-Dichloropropene	ND	25	ug/L	3.5
trans-1,3-Dichloropropene	ND	25	ug/L	4.8
Ethylbenzene	ND	25	ug/L	4.2
Methylene chloride	ND	25	ug/L	8.2
1,1,2,2-Tetrachloroethane	ND	25	ug/L	4.5
Tetrachloroethene	ND	25	ug/L	7.2
Toluene	ND	25	ug/L	3.2
1,1,1-Trichloroethane	ND	25	ug/L	5.5
Trichloroethene	**210**	**25**	**ug/L**	**4.2**
Vinyl chloride	**180**	**25**	**ug/L**	**5.5**

SURROGATE	PERCENT RECOVERY	RECOVERY LIMITS
Dibromofluoromethane	95	(73 - 122)
1,2-Dichloroethane-d4	97	(61 - 128)
Toluene-d8	94	(76 - 110)
4-Bromofluorobenzene	89	(74 - 116)

NOTE(S):

J Estimated result. Result is less than RL.

Tetra Tech NUS, Inc

Client Sample ID: DMW-27DEEP-080808

GC/MS Volatiles

Lot-Sample #...: A8H090106-005 **Work Order #...:** KTWRC1CM **Matrix.....:** WG
Date Sampled...: 08/08/08 12:21 **Date Received..:** 08/09/08
Prep Date.....: 08/15/08 **Analysis Date..:** 08/15/08
Prep Batch #...: 8231359
Dilution Factor: 1 **Initial Wgt/Vol:** 5 mL **Final Wgt/Vol..:** 5 mL
Method.....: SW846 8260B

PARAMETER	RESULT	REPORTING LIMIT	UNITS	MDL
Acetone	**2.1 J**	**5.0**	**ug/L**	**1.1**
Bromobenzene	ND	1.0	ug/L	0.13
Bromochloromethane	ND	1.0	ug/L	0.29
Bromodichloromethane	ND	1.0	ug/L	0.15
2-Butanone	**0.97 J,B**	**5.0**	**ug/L**	**0.57**
n-Butylbenzene	ND	1.0	ug/L	0.12
sec-Butylbenzene	ND	1.0	ug/L	0.13
tert-Butylbenzene	ND	1.0	ug/L	0.13
Carbon disulfide	**0.29 J**	**1.0**	**ug/L**	**0.13**
Dibromochloromethane	ND	1.0	ug/L	0.18
1,2-Dibromo-3-chloro-propane	ND	2.0	ug/L	0.67
2-Chloroethyl vinyl ether	ND	5.0	ug/L	0.99
2-Chlorotoluene	ND	1.0	ug/L	0.11
4-Chlorotoluene	ND	1.0	ug/L	0.18
1,2-Dibromoethane	ND	1.0	ug/L	0.24
Dibromomethane	ND	1.0	ug/L	0.28
1,2-Dichlorobenzene	ND	1.0	ug/L	0.13
1,3-Dichlorobenzene	ND	1.0	ug/L	0.14
1,4-Dichlorobenzene	ND	1.0	ug/L	0.13
Dichlorodifluoromethane	ND	1.0	ug/L	0.31
cis-1,2-Dichloroethene	ND	1.0	ug/L	0.17
trans-1,2-Dichloroethene	ND	1.0	ug/L	0.19
1,3-Dichloropropane	ND	1.0	ug/L	0.16
2,2-Dichloropropane	ND	1.0	ug/L	0.13
1,1-Dichloropropene	ND	1.0	ug/L	0.13
Trichlorofluoromethane	ND	1.0	ug/L	0.21
Hexachlorobutadiene	ND	1.0	ug/L	0.30
2-Hexanone	ND	5.0	ug/L	0.41
Isopropylbenzene	ND	1.0	ug/L	0.13
p-Isopropyltoluene	ND	1.0	ug/L	0.12
tert-Butyl alcohol	ND	20	ug/L	3.9
4-Methyl-2-pentanone	ND	5.0	ug/L	0.32
Naphthalene	ND	1.0	ug/L	0.24
n-Propylbenzene	ND	1.0	ug/L	0.14
Styrene	ND	1.0	ug/L	0.11
1,1,1,2-Tetrachloroethane	ND	1.0	ug/L	0.23
1,2,3-Trichlorobenzene	ND	1.0	ug/L	0.17

(Continued on next page)

Tetra Tech NUS, Inc

Client Sample ID: DMW-27DEEP-080808

GC/MS Volatiles

Lot-Sample #...: A8H090106-005 **Work Order #...:** KTWRC1CM **Matrix.....:** WG

PARAMETER	RESULT	REPORTING LIMIT	UNITS	MDL
1,2,4-Trichloro-benzene	ND	1.0	ug/L	0.15
1,2,3-Trichloropropane	ND	1.0	ug/L	0.43
1,1,2-Trichloro-1,2,2-trifluoroethane	ND	1.0	ug/L	0.28
1,2,4-Trimethylbenzene	ND	1.0	ug/L	0.12
Vinyl acetate	ND	2.0	ug/L	0.19
o-Xylene	ND	1.0	ug/L	0.14
Xylenes (total)	ND	2.0	ug/L	0.28
Methyl tert-butyl ether	ND	5.0	ug/L	0.17
m-Xylene & p-Xylene	ND	2.0	ug/L	0.24
1,2,3-Trimethylbenzene	ND	5.0	ug/L	0.0059
Diisopropyl Ether (DIPE)	ND	5.0	ug/L	1.5
Ethyl-t-Butyl Ether (ETBE)	ND	5.0	ug/L	0.11
Tert-amyl methyl ether (TAME)	ND	5.0	ug/L	0.067
Benzene	ND	1.0	ug/L	0.13
Bromoform	ND	1.0	ug/L	0.64
Bromomethane	ND	1.0	ug/L	0.41
Carbon tetrachloride	ND	1.0	ug/L	0.13
Chlorobenzene	ND	1.0	ug/L	0.15
Chloroethane	ND	1.0	ug/L	0.29
Chloroform	**5.8**	**1.0**	**ug/L**	**0.16**
Chloromethane	ND	1.0	ug/L	0.30
1,1-Dichloroethane	ND	1.0	ug/L	0.15
1,2-Dichloroethane	ND	1.0	ug/L	0.22
1,1-Dichloroethene	ND	1.0	ug/L	0.19
1,2-Dichloropropane	ND	1.0	ug/L	0.18
cis-1,3-Dichloropropene	ND	1.0	ug/L	0.14
trans-1,3-Dichloropropene	ND	1.0	ug/L	0.19
Ethylbenzene	ND	1.0	ug/L	0.17
Methylene chloride	**0.76 J,B**	**1.0**	**ug/L**	**0.33**
1,1,2,2-Tetrachloroethane	ND	1.0	ug/L	0.18
Tetrachloroethene	ND	1.0	ug/L	0.29
Toluene	**1.2**	**1.0**	**ug/L**	**0.13**
1,1,1-Trichloroethane	ND	1.0	ug/L	0.22
Trichloroethene	ND	1.0	ug/L	0.17
Vinyl chloride	ND	1.0	ug/L	0.22

SURROGATE	PERCENT RECOVERY	RECOVERY LIMITS
Dibromofluoromethane	96	(73 - 122)
1,2-Dichloroethane-d4	97	(61 - 128)
Toluene-d8	92	(76 - 110)
4-Bromofluorobenzene	91	(74 - 116)

(Continued on next page)

Tetra Tech NUS, Inc

Client Sample ID: DMW-28I-080808

GC/MS Volatiles

Lot-Sample #...: A8H090106-003 **Work Order #...:** KTWQ91CM **Matrix.....:** WG
Date Sampled...: 08/08/08 10:36 **Date Received..:** 08/09/08
Prep Date.....: 08/15/08 **Analysis Date..:** 08/15/08
Prep Batch #...: 8231359
Dilution Factor: 33.33 **Initial Wgt/Vol:** 5 mL **Final Wgt/Vol..:** 5 mL
Method.....: SW846 8260B

PARAMETER	RESULT	REPORTING LIMIT	UNITS	MDL
Acetone	**88 J**	**170**	**ug/L**	**37**
Bromobenzene	ND	33	ug/L	4.3
Bromochloromethane	ND	33	ug/L	9.7
Bromodichloromethane	ND	33	ug/L	5.0
2-Butanone	ND	170	ug/L	19
n-Butylbenzene	ND	33	ug/L	4.0
sec-Butylbenzene	ND	33	ug/L	4.3
tert-Butylbenzene	ND	33	ug/L	4.3
Carbon disulfide	ND	33	ug/L	4.3
Dibromochloromethane	ND	33	ug/L	6.0
1,2-Dibromo-3-chloro-propane	ND	67	ug/L	22
2-Chloroethyl vinyl ether	ND	170	ug/L	33
2-Chlorotoluene	ND	33	ug/L	3.7
4-Chlorotoluene	ND	33	ug/L	6.0
1,2-Dibromoethane	ND	33	ug/L	8.0
Dibromomethane	ND	33	ug/L	9.3
1,2-Dichlorobenzene	ND	33	ug/L	4.3
1,3-Dichlorobenzene	ND	33	ug/L	4.7
1,4-Dichlorobenzene	ND	33	ug/L	4.3
Dichlorodifluoromethane	ND	33	ug/L	10
cis-1,2-Dichloroethene	**440**	**33**	**ug/L**	**5.7**
trans-1,2-Dichloroethene	ND	33	ug/L	6.3
1,3-Dichloropropane	ND	33	ug/L	5.3
2,2-Dichloropropane	ND	33	ug/L	4.3
1,1-Dichloropropene	ND	33	ug/L	4.3
Trichlorofluoromethane	ND	33	ug/L	7.0
Hexachlorobutadiene	ND	33	ug/L	10
2-Hexanone	ND	170	ug/L	14
Isopropylbenzene	ND	33	ug/L	4.3
p-Isopropyltoluene	ND	33	ug/L	4.0
tert-Butyl alcohol	ND	670	ug/L	130
4-Methyl-2-pentanone	ND	170	ug/L	11
Naphthalene	ND	33	ug/L	8.0
n-Propylbenzene	ND	33	ug/L	4.7
Styrene	ND	33	ug/L	3.7
1,1,1,2-Tetrachloroethane	ND	33	ug/L	7.7
1,2,3-Trichlorobenzene	ND	33	ug/L	5.7

(Continued on next page)

Tetra Tech NUS, Inc

Client Sample ID: DMW-28I-080808

GC/MS Volatiles

Lot-Sample #...: A8H090106-003 **Work Order #...:** KTWQ91CM **Matrix.....:** WG

PARAMETER	RESULT	REPORTING LIMIT	UNITS	MDL
1,2,4-Trichloro-benzene	ND	33	ug/L	5.0
1,2,3-Trichloropropane	ND	33	ug/L	14
1,1,2-Trichloro-1,2,2-trifluoroethane	ND	33	ug/L	9.3
1,2,4-Trimethylbenzene	ND	33	ug/L	4.0
Vinyl acetate	ND	67	ug/L	6.3
o-Xylene	ND	33	ug/L	4.7
Xylenes (total)	ND	67	ug/L	9.3
Methyl tert-butyl ether	ND	170	ug/L	5.7
m-Xylene & p-Xylene	ND	67	ug/L	8.0
1,2,3-Trimethylbenzene	ND	170	ug/L	0.20
Diisopropyl Ether (DIPE)	ND	170	ug/L	50
Ethyl-t-Butyl Ether (ETBE)	ND	170	ug/L	3.7
Tert-amyl methyl ether (TAME)	ND	170	ug/L	2.2
Benzene	ND	33	ug/L	4.3
Bromoform	ND	33	ug/L	21
Bromomethane	ND	33	ug/L	14
Carbon tetrachloride	ND	33	ug/L	4.3
Chlorobenzene	ND	33	ug/L	5.0
Chloroethane	ND	33	ug/L	9.7
Chloroform	ND	33	ug/L	5.3
Chloromethane	ND	33	ug/L	10
1,1-Dichloroethane	ND	33	ug/L	5.0
1,2-Dichloroethane	**7.9 J**	**33**	**ug/L**	**7.3**
1,1-Dichloroethene	ND	33	ug/L	6.3
1,2-Dichloropropane	ND	33	ug/L	6.0
cis-1,3-Dichloropropene	ND	33	ug/L	4.7
trans-1,3-Dichloropropene	ND	33	ug/L	6.3
Ethylbenzene	ND	33	ug/L	5.7
Methylene chloride	ND	33	ug/L	11
1,1,2,2-Tetrachloroethane	ND	33	ug/L	6.0
Tetrachloroethene	ND	33	ug/L	9.7
Toluene	ND	33	ug/L	4.3
1,1,1-Trichloroethane	ND	33	ug/L	7.3
Trichloroethene	**830**	**33**	**ug/L**	**5.7**
Vinyl chloride	**54**	**33**	**ug/L**	**7.3**

SURROGATE	PERCENT RECOVERY	RECOVERY LIMITS
Dibromofluoromethane	93	(73 - 122)
1,2-Dichloroethane-d4	97	(61 - 128)
Toluene-d8	92	(76 - 110)
4-Bromofluorobenzene	89	(74 - 116)

NOTE(S):

J Estimated result. Result is less than RL.

Tetra Tech NUS, Inc

Client Sample ID: DMW-29DEEP-080808

GC/MS Volatiles

Lot-Sample #...: A8H090106-007 **Work Order #...:** KTWRE1CM **Matrix.....:** WG
Date Sampled...: 08/08/08 15:27 **Date Received..:** 08/09/08
Prep Date.....: 08/15/08 **Analysis Date..:** 08/15/08
Prep Batch #...: 8231359
Dilution Factor: 1 **Initial Wgt/Vol:** 5 mL **Final Wgt/Vol..:** 5 mL
Method.....: SW846 8260B

PARAMETER	RESULT	REPORTING LIMIT	UNITS	MDL
Acetone	**1.4 J**	**5.0**	**ug/L**	**1.1**
Bromobenzene	ND	1.0	ug/L	0.13
Bromochloromethane	ND	1.0	ug/L	0.29
Bromodichloromethane	ND	1.0	ug/L	0.15
2-Butanone	ND	5.0	ug/L	0.57
n-Butylbenzene	ND	1.0	ug/L	0.12
sec-Butylbenzene	ND	1.0	ug/L	0.13
tert-Butylbenzene	ND	1.0	ug/L	0.13
Carbon disulfide	ND	1.0	ug/L	0.13
Dibromochloromethane	ND	1.0	ug/L	0.18
1,2-Dibromo-3-chloro-propane	ND	2.0	ug/L	0.67
2-Chloroethyl vinyl ether	ND	5.0	ug/L	0.99
2-Chlorotoluene	ND	1.0	ug/L	0.11
4-Chlorotoluene	ND	1.0	ug/L	0.18
1,2-Dibromoethane	ND	1.0	ug/L	0.24
Dibromomethane	ND	1.0	ug/L	0.28
1,2-Dichlorobenzene	ND	1.0	ug/L	0.13
1,3-Dichlorobenzene	ND	1.0	ug/L	0.14
1,4-Dichlorobenzene	ND	1.0	ug/L	0.13
Dichlorodifluoromethane	ND	1.0	ug/L	0.31
cis-1,2-Dichloroethene	ND	1.0	ug/L	0.17
trans-1,2-Dichloroethene	ND	1.0	ug/L	0.19
1,3-Dichloropropane	ND	1.0	ug/L	0.16
2,2-Dichloropropane	ND	1.0	ug/L	0.13
1,1-Dichloropropene	ND	1.0	ug/L	0.13
Trichlorofluoromethane	ND	1.0	ug/L	0.21
Hexachlorobutadiene	ND	1.0	ug/L	0.30
2-Hexanone	ND	5.0	ug/L	0.41
Isopropylbenzene	ND	1.0	ug/L	0.13
p-Isopropyltoluene	ND	1.0	ug/L	0.12
tert-Butyl alcohol	ND	20	ug/L	3.9
4-Methyl-2-pentanone	ND	5.0	ug/L	0.32
Naphthalene	ND	1.0	ug/L	0.24
n-Propylbenzene	ND	1.0	ug/L	0.14
Styrene	ND	1.0	ug/L	0.11
1,1,1,2-Tetrachloroethane	ND	1.0	ug/L	0.23
1,2,3-Trichlorobenzene	ND	1.0	ug/L	0.17

(Continued on next page)

Tetra Tech NUS, Inc

Client Sample ID: DMW-29DEEP-080808

GC/MS Volatiles

Lot-Sample #...: A8H090106-007 **Work Order #...:** KTWRE1CM **Matrix.....:** WG

PARAMETER	RESULT	REPORTING LIMIT	UNITS	MDL
1,2,4-Trichloro-benzene	ND	1.0	ug/L	0.15
1,2,3-Trichloropropane	ND	1.0	ug/L	0.43
1,1,2-Trichloro-1,2,2-trifluoroethane	ND	1.0	ug/L	0.28
1,2,4-Trimethylbenzene	ND	1.0	ug/L	0.12
Vinyl acetate	ND	2.0	ug/L	0.19
o-Xylene	ND	1.0	ug/L	0.14
Xylenes (total)	ND	2.0	ug/L	0.28
Methyl tert-butyl ether	ND	5.0	ug/L	0.17
m-Xylene & p-Xylene	ND	2.0	ug/L	0.24
1,2,3-Trimethylbenzene	ND	5.0	ug/L	0.0059
Diisopropyl Ether (DIPE)	ND	5.0	ug/L	1.5
Ethyl-t-Butyl Ether (ETBE)	ND	5.0	ug/L	0.11
Tert-amyl methyl ether (TAME)	ND	5.0	ug/L	0.067
Benzene	ND	1.0	ug/L	0.13
Bromoform	ND	1.0	ug/L	0.64
Bromomethane	ND	1.0	ug/L	0.41
Carbon tetrachloride	ND	1.0	ug/L	0.13
Chlorobenzene	ND	1.0	ug/L	0.15
Chloroethane	ND	1.0	ug/L	0.29
Chloroform	**1.0**	**1.0**	**ug/L**	**0.16**
Chloromethane	ND	1.0	ug/L	0.30
1,1-Dichloroethane	ND	1.0	ug/L	0.15
1,2-Dichloroethane	ND	1.0	ug/L	0.22
1,1-Dichloroethene	ND	1.0	ug/L	0.19
1,2-Dichloropropane	ND	1.0	ug/L	0.18
cis-1,3-Dichloropropene	ND	1.0	ug/L	0.14
trans-1,3-Dichloropropene	ND	1.0	ug/L	0.19
Ethylbenzene	ND	1.0	ug/L	0.17
Methylene chloride	ND	1.0	ug/L	0.33
1,1,2,2-Tetrachloroethane	ND	1.0	ug/L	0.18
Tetrachloroethene	ND	1.0	ug/L	0.29
Toluene	ND	1.0	ug/L	0.13
1,1,1-Trichloroethane	ND	1.0	ug/L	0.22
Trichloroethene	ND	1.0	ug/L	0.17
Vinyl chloride	ND	1.0	ug/L	0.22

SURROGATE	PERCENT RECOVERY	RECOVERY LIMITS
Dibromofluoromethane	97	(73 - 122)
1,2-Dichloroethane-d4	99	(61 - 128)
Toluene-d8	91	(76 - 110)
4-Bromofluorobenzene	92	(74 - 116)

NOTE(S):

J Estimated result. Result is less than RL.

Tetra Tech NUS, Inc

Client Sample ID: TB-080608

GC/MS Volatiles

Lot-Sample #...: A8H070118-001 **Work Order #...:** KTQJ31AA **Matrix.....:** WQ
Date Sampled...: 08/06/08 07:30 **Date Received..:** 08/07/08
Prep Date.....: 08/14/08 **Analysis Date..:** 08/14/08
Prep Batch #...: 8232297
Dilution Factor: 1 **Initial Wgt/Vol:** 5 mL **Final Wgt/Vol..:** 5 mL
Method.....: SW846 8260B

PARAMETER	RESULT	REPORTING LIMIT	UNITS	MDL
Acetone	**8.8 B**	**5.0**	**ug/L**	**1.1**
Bromobenzene	ND	1.0	ug/L	0.13
Bromochloromethane	ND	1.0	ug/L	0.29
Bromodichloromethane	ND	1.0	ug/L	0.15
2-Butanone	ND	5.0	ug/L	0.57
n-Butylbenzene	ND	1.0	ug/L	0.12
sec-Butylbenzene	ND	1.0	ug/L	0.13
tert-Butylbenzene	ND	1.0	ug/L	0.13
Carbon disulfide	ND	1.0	ug/L	0.13
Dibromochloromethane	ND	1.0	ug/L	0.18
1,2-Dibromo-3-chloro-propane	ND	2.0	ug/L	0.67
2-Chloroethyl vinyl ether	ND	5.0	ug/L	0.99
2-Chlorotoluene	ND	1.0	ug/L	0.11
4-Chlorotoluene	ND	1.0	ug/L	0.18
1,2-Dibromoethane	ND	1.0	ug/L	0.24
Dibromomethane	ND	1.0	ug/L	0.28
1,2-Dichlorobenzene	ND	1.0	ug/L	0.13
1,3-Dichlorobenzene	ND	1.0	ug/L	0.14
1,4-Dichlorobenzene	ND	1.0	ug/L	0.13
Dichlorodifluoromethane	ND	1.0	ug/L	0.31
cis-1,2-Dichloroethene	ND	1.0	ug/L	0.17
trans-1,2-Dichloroethene	ND	1.0	ug/L	0.19
1,3-Dichloropropane	ND	1.0	ug/L	0.16
2,2-Dichloropropane	ND	1.0	ug/L	0.13
1,1-Dichloropropene	ND	1.0	ug/L	0.13
Trichlorofluoromethane	ND	1.0	ug/L	0.21
Hexachlorobutadiene	ND	1.0	ug/L	0.30
2-Hexanone	ND	5.0	ug/L	0.41
Isopropylbenzene	ND	1.0	ug/L	0.13
p-Isopropyltoluene	ND	1.0	ug/L	0.12
tert-Butyl alcohol	ND	20	ug/L	3.9
4-Methyl-2-pentanone	ND	5.0	ug/L	0.32
Naphthalene	ND	1.0	ug/L	0.24
n-Propylbenzene	ND	1.0	ug/L	0.14
Styrene	ND	1.0	ug/L	0.11
1,1,1,2-Tetrachloroethane	ND	1.0	ug/L	0.23
1,2,3-Trichlorobenzene	**0.19 J**	**1.0**	**ug/L**	**0.17**

(Continued on next page)

Tetra Tech NUS, Inc

Client Sample ID: TB-080608

GC/MS Volatiles

Lot-Sample #...: A8H070118-001 **Work Order #...:** KTQJ31AA **Matrix.....:** WQ

PARAMETER	RESULT	REPORTING LIMIT	UNITS	MDL
1,2,4-Trichloro-benzene	ND	1.0	ug/L	0.15
1,2,3-Trichloropropane	ND	1.0	ug/L	0.43
1,1,2-Trichloro-1,2,2-trifluoroethane	ND	1.0	ug/L	0.28
1,2,4-Trimethylbenzene	ND	1.0	ug/L	0.12
Vinyl acetate	ND	2.0	ug/L	0.19
o-Xylene	ND	1.0	ug/L	0.14
Xylenes (total)	ND	2.0	ug/L	0.28
Methyl tert-butyl ether	ND	5.0	ug/L	0.17
m-Xylene & p-Xylene	ND	2.0	ug/L	0.24
1,2,3-Trimethylbenzene	ND	5.0	ug/L	0.0059
Diisopropyl Ether (DIPE)	ND	5.0	ug/L	1.5
Ethyl-t-Butyl Ether (ETBE)	ND	5.0	ug/L	0.11
Tert-amyl methyl ether (TAME)	ND	5.0	ug/L	0.067
Benzene	ND	1.0	ug/L	0.13
Bromoform	ND	1.0	ug/L	0.64
Bromomethane	ND	1.0	ug/L	0.41
Carbon tetrachloride	ND	1.0	ug/L	0.13
Chlorobenzene	ND	1.0	ug/L	0.15
Chloroethane	ND	1.0	ug/L	0.29
Chloroform	ND	1.0	ug/L	0.16
Chloromethane	ND	1.0	ug/L	0.30
1,1-Dichloroethane	ND	1.0	ug/L	0.15
1,2-Dichloroethane	**0.74 J**	**1.0**	**ug/L**	**0.22**
1,1-Dichloroethene	ND	1.0	ug/L	0.19
1,2-Dichloropropane	ND	1.0	ug/L	0.18
cis-1,3-Dichloropropene	ND	1.0	ug/L	0.14
trans-1,3-Dichloropropene	ND	1.0	ug/L	0.19
Ethylbenzene	ND	1.0	ug/L	0.17
Methylene chloride	**4.7**	**1.0**	**ug/L**	**0.33**
1,1,2,2-Tetrachloroethane	ND	1.0	ug/L	0.18
Tetrachloroethene	ND	1.0	ug/L	0.29
Toluene	ND	1.0	ug/L	0.13
1,1,1-Trichloroethane	ND	1.0	ug/L	0.22
Trichloroethene	**0.55 J**	**1.0**	**ug/L**	**0.17**
Vinyl chloride	ND	1.0	ug/L	0.22

SURROGATE	PERCENT RECOVERY	RECOVERY LIMITS
Dibromofluoromethane	92	(73 - 122)
1,2-Dichloroethane-d4	97	(61 - 128)
Toluene-d8	94	(76 - 110)
4-Bromofluorobenzene	89	(74 - 116)

(Continued on next page)

Tetra Tech NUS, Inc

Client Sample ID: TB-080708

GC/MS Volatiles

Lot-Sample #...: A8H080117-001 **Work Order #...:** KTTHN1AA **Matrix.....:** WQ
Date Sampled...: 08/07/08 07:30 **Date Received..:** 08/08/08
Prep Date.....: 08/15/08 **Analysis Date..:** 08/15/08
Prep Batch #...: 8231359
Dilution Factor: 1 **Initial Wgt/Vol:** 5 mL **Final Wgt/Vol..:** 5 mL
Method.....: SW846 8260B

PARAMETER	RESULT	REPORTING LIMIT	UNITS	MDL
Acetone	**5.3**	**5.0**	**ug/L**	**1.1**
Bromobenzene	ND	1.0	ug/L	0.13
Bromochloromethane	ND	1.0	ug/L	0.29
Bromodichloromethane	ND	1.0	ug/L	0.15
2-Butanone	ND	5.0	ug/L	0.57
n-Butylbenzene	ND	1.0	ug/L	0.12
sec-Butylbenzene	ND	1.0	ug/L	0.13
tert-Butylbenzene	ND	1.0	ug/L	0.13
Carbon disulfide	ND	1.0	ug/L	0.13
Dibromochloromethane	ND	1.0	ug/L	0.18
1,2-Dibromo-3-chloro-propane	ND	2.0	ug/L	0.67
2-Chloroethyl vinyl ether	ND	5.0	ug/L	0.99
2-Chlorotoluene	ND	1.0	ug/L	0.11
4-Chlorotoluene	ND	1.0	ug/L	0.18
1,2-Dibromoethane	ND	1.0	ug/L	0.24
Dibromomethane	ND	1.0	ug/L	0.28
1,2-Dichlorobenzene	ND	1.0	ug/L	0.13
1,3-Dichlorobenzene	ND	1.0	ug/L	0.14
1,4-Dichlorobenzene	ND	1.0	ug/L	0.13
Dichlorodifluoromethane	ND	1.0	ug/L	0.31
cis-1,2-Dichloroethene	ND	1.0	ug/L	0.17
trans-1,2-Dichloroethene	ND	1.0	ug/L	0.19
1,3-Dichloropropane	ND	1.0	ug/L	0.16
2,2-Dichloropropane	ND	1.0	ug/L	0.13
1,1-Dichloropropene	ND	1.0	ug/L	0.13
Trichlorofluoromethane	ND	1.0	ug/L	0.21
Hexachlorobutadiene	ND	1.0	ug/L	0.30
2-Hexanone	ND	5.0	ug/L	0.41
Isopropylbenzene	ND	1.0	ug/L	0.13
p-Isopropyltoluene	ND	1.0	ug/L	0.12
tert-Butyl alcohol	ND	20	ug/L	3.9
4-Methyl-2-pentanone	ND	5.0	ug/L	0.32
Naphthalene	ND	1.0	ug/L	0.24
n-Propylbenzene	ND	1.0	ug/L	0.14
Styrene	ND	1.0	ug/L	0.11
1,1,1,2-Tetrachloroethane	ND	1.0	ug/L	0.23
1,2,3-Trichlorobenzene	ND	1.0	ug/L	0.17

(Continued on next page)

Tetra Tech NUS, Inc

Client Sample ID: TB-080708

GC/MS Volatiles

Lot-Sample #...: A8H080117-001 **Work Order #...:** KTTHN1AA **Matrix.....:** WQ

PARAMETER	RESULT	REPORTING LIMIT	UNITS	MDL
1,2,4-Trichloro-benzene	ND	1.0	ug/L	0.15
1,2,3-Trichloropropane	ND	1.0	ug/L	0.43
1,1,2-Trichloro-1,2,2-trifluoroethane	ND	1.0	ug/L	0.28
1,2,4-Trimethylbenzene	ND	1.0	ug/L	0.12
Vinyl acetate	ND	2.0	ug/L	0.19
o-Xylene	ND	1.0	ug/L	0.14
Xylenes (total)	ND	2.0	ug/L	0.28
Methyl tert-butyl ether	ND	5.0	ug/L	0.17
m-Xylene & p-Xylene	ND	2.0	ug/L	0.24
1,2,3-Trimethylbenzene	ND	5.0	ug/L	0.0059
Diisopropyl Ether (DIPE)	ND	5.0	ug/L	1.5
Ethyl-t-Butyl Ether (ETBE)	ND	5.0	ug/L	0.11
Tert-amyl methyl ether (TAME)	ND	5.0	ug/L	0.067
Benzene	ND	1.0	ug/L	0.13
Bromoform	ND	1.0	ug/L	0.64
Bromomethane	ND	1.0	ug/L	0.41
Carbon tetrachloride	ND	1.0	ug/L	0.13
Chlorobenzene	ND	1.0	ug/L	0.15
Chloroethane	ND	1.0	ug/L	0.29
Chloroform	ND	1.0	ug/L	0.16
Chloromethane	ND	1.0	ug/L	0.30
1,1-Dichloroethane	ND	1.0	ug/L	0.15
1,2-Dichloroethane	**0.84 J**	**1.0**	**ug/L**	**0.22**
1,1-Dichloroethene	ND	1.0	ug/L	0.19
1,2-Dichloropropane	ND	1.0	ug/L	0.18
cis-1,3-Dichloropropene	ND	1.0	ug/L	0.14
trans-1,3-Dichloropropene	ND	1.0	ug/L	0.19
Ethylbenzene	ND	1.0	ug/L	0.17
Methylene chloride	**4.5 B**	**1.0**	**ug/L**	**0.33**
1,1,2,2-Tetrachloroethane	ND	1.0	ug/L	0.18
Tetrachloroethene	ND	1.0	ug/L	0.29
Toluene	ND	1.0	ug/L	0.13
1,1,1-Trichloroethane	ND	1.0	ug/L	0.22
Trichloroethene	**0.76 J**	**1.0**	**ug/L**	**0.17**
Vinyl chloride	ND	1.0	ug/L	0.22

SURROGATE	PERCENT RECOVERY	RECOVERY LIMITS
Dibromofluoromethane	93	(73 - 122)
1,2-Dichloroethane-d4	96	(61 - 128)
Toluene-d8	96	(76 - 110)
4-Bromofluorobenzene	87	(74 - 116)

(Continued on next page)

Tetra Tech NUS, Inc

Client Sample ID: TB-080808

GC/MS Volatiles

Lot-Sample #...: A8H090106-001 **Work Order #...:** KTWQ71AA **Matrix.....:** WQ
Date Sampled...: 08/08/08 07:30 **Date Received..:** 08/09/08
Prep Date.....: 08/15/08 **Analysis Date..:** 08/15/08
Prep Batch #...: 8231359
Dilution Factor: 1 **Initial Wgt/Vol:** 5 mL **Final Wgt/Vol..:** 5 mL
Method.....: SW846 8260B

PARAMETER	RESULT	REPORTING LIMIT	UNITS	MDL
Acetone	**5.4**	**5.0**	**ug/L**	**1.1**
Bromobenzene	ND	1.0	ug/L	0.13
Bromochloromethane	ND	1.0	ug/L	0.29
Bromodichloromethane	ND	1.0	ug/L	0.15
2-Butanone	ND	5.0	ug/L	0.57
n-Butylbenzene	ND	1.0	ug/L	0.12
sec-Butylbenzene	ND	1.0	ug/L	0.13
tert-Butylbenzene	ND	1.0	ug/L	0.13
Carbon disulfide	ND	1.0	ug/L	0.13
Dibromochloromethane	ND	1.0	ug/L	0.18
1,2-Dibromo-3-chloro-propane	ND	2.0	ug/L	0.67
2-Chloroethyl vinyl ether	ND	5.0	ug/L	0.99
2-Chlorotoluene	ND	1.0	ug/L	0.11
4-Chlorotoluene	ND	1.0	ug/L	0.18
1,2-Dibromoethane	ND	1.0	ug/L	0.24
Dibromomethane	ND	1.0	ug/L	0.28
1,2-Dichlorobenzene	ND	1.0	ug/L	0.13
1,3-Dichlorobenzene	ND	1.0	ug/L	0.14
1,4-Dichlorobenzene	ND	1.0	ug/L	0.13
Dichlorodifluoromethane	ND	1.0	ug/L	0.31
cis-1,2-Dichloroethene	ND	1.0	ug/L	0.17
trans-1,2-Dichloroethene	ND	1.0	ug/L	0.19
1,3-Dichloropropane	ND	1.0	ug/L	0.16
2,2-Dichloropropane	ND	1.0	ug/L	0.13
1,1-Dichloropropene	ND	1.0	ug/L	0.13
Trichlorofluoromethane	ND	1.0	ug/L	0.21
Hexachlorobutadiene	ND	1.0	ug/L	0.30
2-Hexanone	ND	5.0	ug/L	0.41
Isopropylbenzene	ND	1.0	ug/L	0.13
p-Isopropyltoluene	ND	1.0	ug/L	0.12
tert-Butyl alcohol	ND	20	ug/L	3.9
4-Methyl-2-pentanone	ND	5.0	ug/L	0.32
Naphthalene	ND	1.0	ug/L	0.24
n-Propylbenzene	ND	1.0	ug/L	0.14
Styrene	ND	1.0	ug/L	0.11
1,1,1,2-Tetrachloroethane	ND	1.0	ug/L	0.23
1,2,3-Trichlorobenzene	ND	1.0	ug/L	0.17

(Continued on next page)

Tetra Tech NUS, Inc

Client Sample ID: TB-080808

GC/MS Volatiles

Lot-Sample #...: A8H090106-001 **Work Order #...:** KTWQ71AA **Matrix.....:** WQ

PARAMETER	RESULT	REPORTING LIMIT	UNITS	MDL
1,2,4-Trichloro-benzene	ND	1.0	ug/L	0.15
1,2,3-Trichloropropane	ND	1.0	ug/L	0.43
1,1,2-Trichloro-1,2,2-trifluoroethane	ND	1.0	ug/L	0.28
1,2,4-Trimethylbenzene	ND	1.0	ug/L	0.12
Vinyl acetate	ND	2.0	ug/L	0.19
o-Xylene	ND	1.0	ug/L	0.14
Xylenes (total)	ND	2.0	ug/L	0.28
Methyl tert-butyl ether	ND	5.0	ug/L	0.17
m-Xylene & p-Xylene	ND	2.0	ug/L	0.24
1,2,3-Trimethylbenzene	ND	5.0	ug/L	0.0059
Diisopropyl Ether (DIPE)	ND	5.0	ug/L	1.5
Ethyl-t-Butyl Ether (ETBE)	ND	5.0	ug/L	0.11
Tert-amyl methyl ether (TAME)	ND	5.0	ug/L	0.067
Benzene	ND	1.0	ug/L	0.13
Bromoform	ND	1.0	ug/L	0.64
Bromomethane	ND	1.0	ug/L	0.41
Carbon tetrachloride	ND	1.0	ug/L	0.13
Chlorobenzene	ND	1.0	ug/L	0.15
Chloroethane	ND	1.0	ug/L	0.29
Chloroform	ND	1.0	ug/L	0.16
Chloromethane	ND	1.0	ug/L	0.30
1,1-Dichloroethane	ND	1.0	ug/L	0.15
1,2-Dichloroethane	**0.84 J**	**1.0**	**ug/L**	**0.22**
1,1-Dichloroethene	ND	1.0	ug/L	0.19
1,2-Dichloropropane	ND	1.0	ug/L	0.18
cis-1,3-Dichloropropene	ND	1.0	ug/L	0.14
trans-1,3-Dichloropropene	ND	1.0	ug/L	0.19
Ethylbenzene	ND	1.0	ug/L	0.17
Methylene chloride	**4.6 B**	**1.0**	**ug/L**	**0.33**
1,1,2,2-Tetrachloroethane	ND	1.0	ug/L	0.18
Tetrachloroethene	ND	1.0	ug/L	0.29
Toluene	ND	1.0	ug/L	0.13
1,1,1-Trichloroethane	ND	1.0	ug/L	0.22
Trichloroethene	**0.81 J**	**1.0**	**ug/L**	**0.17**
Vinyl chloride	ND	1.0	ug/L	0.22

SURROGATE	PERCENT RECOVERY	RECOVERY LIMITS
Dibromofluoromethane	95	(73 - 122)
1,2-Dichloroethane-d4	97	(61 - 128)
Toluene-d8	94	(76 - 110)
4-Bromofluorobenzene	88	(74 - 116)

(Continued on next page)

Tetra Tech NUS, Inc

Client Sample ID: DMW-10S-080808

GC/MS Semivolatiles

Lot-Sample #...:	A8H090106-006	**Work Order #...:**	KTWRD1AN	**Matrix.....:**	WG
Date Sampled...:	08/08/08 14:00	**Date Received..:**	08/09/08		
Prep Date.....:	08/10/08	**Analysis Date..:**	08/12/08		
Prep Batch #...:	8222094				
Dilution Factor:	1	**Initial Wgt/Vol:**	980 mL	**Final Wgt/Vol..:**	2 mL
		Method.....:	SW846 8270C		

PARAMETER	RESULT	REPORTING LIMIT	UNITS	MDL
1,4-Dioxane	**12**	**1.0**	**ug/L**	**1.3**

SURROGATE	PERCENT RECOVERY	RECOVERY LIMITS
Nitrobenzene-d5	69	(27 - 111)
2-Fluorobiphenyl	69	(28 - 110)
Terphenyl-d14	87	(37 - 119)
Phenol-d5	63	(10 - 110)
2-Fluorophenol	63	(10 - 110)
2,4,6-Tribromophenol	85	(22 - 120)

Tetra Tech NUS, Inc

Client Sample ID: DMW-21D-080808

GC/MS Semivolatiles

Lot-Sample #...: A8H090106-004 **Work Order #...:** KTWRA1AN **Matrix.....:** WG
Date Sampled...: 08/08/08 12:05 **Date Received..:** 08/09/08
Prep Date.....: 08/10/08 **Analysis Date..:** 08/12/08
Prep Batch #...: 8222094
Dilution Factor: 1 **Initial Wgt/Vol:** 1020 mL **Final Wgt/Vol..:** 2 mL
Method.....: SW846 8270C

PARAMETER	RESULT	REPORTING LIMIT	UNITS	MDL
1,4-Dioxane	ND	1.0	ug/L	1.3

SURROGATE	PERCENT RECOVERY	RECOVERY LIMITS
Nitrobenzene-d5	66	(27 - 111)
2-Fluorobiphenyl	62	(28 - 110)
Terphenyl-d14	85	(37 - 119)
Phenol-d5	56	(10 - 110)
2-Fluorophenol	59	(10 - 110)
2,4,6-Tribromophenol	80	(22 - 120)

Tetra Tech NUS, Inc

Client Sample ID: DMW-21I-080808

GC/MS Semivolatiles

Lot-Sample #...:	A8H090106-002	**Work Order #...:**	KTWQ81AC	**Matrix.....:**	WG
Date Sampled...:	08/08/08 10:15	**Date Received..:**	08/09/08		
Prep Date.....:	08/10/08	**Analysis Date..:**	08/12/08		
Prep Batch #...:	8222094				
Dilution Factor:	1	**Initial Wgt/Vol:**	1040 mL	**Final Wgt/Vol..:**	2 mL
		Method.....:	SW846 8270C		

PARAMETER	RESULT	REPORTING LIMIT	UNITS	MDL
1,4-Dioxane	**3.0**	**1.0**	**ug/L**	**1.3**

SURROGATE	PERCENT RECOVERY	RECOVERY LIMITS
Nitrobenzene-d5	77	(27 - 111)
2-Fluorobiphenyl	72	(28 - 110)
Terphenyl-d14	72	(37 - 119)
Phenol-d5	62	(10 - 110)
2-Fluorophenol	67	(10 - 110)
2,4,6-Tribromophenol	87	(22 - 120)

Tetra Tech NUS, Inc

Client Sample ID: DMW-27DEEP-080808

GC/MS Semivolatiles

Lot-Sample #...: A8H090106-005 **Work Order #...:** KTWRC1A1 **Matrix.....:** WG
Date Sampled...: 08/08/08 12:21 **Date Received..:** 08/09/08
Prep Date.....: 08/10/08 **Analysis Date..:** 08/12/08
Prep Batch #...: 8222094
Dilution Factor: 1 **Initial Wgt/Vol:** 1050 mL **Final Wgt/Vol..:** 2 mL
Method.....: SW846 8270C

PARAMETER	RESULT	REPORTING LIMIT	UNITS	MDL
1,4-Dioxane	ND	1.0	ug/L	1.3

SURROGATE	PERCENT RECOVERY	RECOVERY LIMITS
Nitrobenzene-d5	54	(27 - 111)
2-Fluorobiphenyl	54	(28 - 110)
Terphenyl-d14	68	(37 - 119)
Phenol-d5	46	(10 - 110)
2-Fluorophenol	46	(10 - 110)
2,4,6-Tribromophenol	79	(22 - 120)

Tetra Tech NUS, Inc

Client Sample ID: DMW-28I-080808

GC/MS Semivolatiles

Lot-Sample #...:	A8H090106-003	**Work Order #...:**	KTWQ91AN	**Matrix.....:**	WG
Date Sampled...:	08/08/08 10:36	**Date Received..:**	08/09/08		
Prep Date.....:	08/10/08	**Analysis Date..:**	08/12/08		
Prep Batch #...:	8222094				
Dilution Factor:	1	**Initial Wgt/Vol:**	1040 mL	**Final Wgt/Vol..:**	2 mL
		Method.....:	SW846 8270C		

PARAMETER	RESULT	REPORTING LIMIT	UNITS	MDL
1,4-Dioxane	ND	1.0	ug/L	1.3

SURROGATE	PERCENT RECOVERY	RECOVERY LIMITS
Nitrobenzene-d5	64	(27 - 111)
2-Fluorobiphenyl	63	(28 - 110)
Terphenyl-d14	83	(37 - 119)
Phenol-d5	57	(10 - 110)
2-Fluorophenol	58	(10 - 110)
2,4,6-Tribromophenol	85	(22 - 120)

Tetra Tech NUS, Inc

Client Sample ID: DMW-29DEEP-080808

GC/MS Semivolatiles

Lot-Sample #...:	A8H090106-007	**Work Order #...:**	KTWRE1A1	**Matrix.....:**	WG
Date Sampled...:	08/08/08 15:27	**Date Received..:**	08/09/08		
Prep Date.....:	08/10/08	**Analysis Date..:**	08/12/08		
Prep Batch #...:	8222094				
Dilution Factor:	1	**Initial Wgt/Vol:**	1040 mL	**Final Wgt/Vol..:**	2 mL
		Method.....:	SW846 8270C		

PARAMETER	RESULT	REPORTING LIMIT	UNITS	MDL
1,4-Dioxane	ND	1.0	ug/L	1.3

SURROGATE	PERCENT RECOVERY	RECOVERY LIMITS
Nitrobenzene-d5	68	(27 - 111)
2-Fluorobiphenyl	66	(28 - 110)
Terphenyl-d14	91	(37 - 119)
Phenol-d5	56	(10 - 110)
2-Fluorophenol	58	(10 - 110)
2,4,6-Tribromophenol	79	(22 - 120)

Tetra Tech NUS, Inc

Client Sample ID: MSA-MW15D-080608

GC/MS Semivolatiles

Lot-Sample #...:	A8H070118-002	**Work Order #...:**	KTQJ51AC	**Matrix.....:**	WQ
Date Sampled...:	08/06/08 11:00	**Date Received..:**	08/07/08		
Prep Date.....:	08/07/08	**Analysis Date..:**	08/08/08		
Prep Batch #...:	8220251				
Dilution Factor:	1	**Initial Wgt/Vol:**	1020 mL	**Final Wgt/Vol..:**	2 mL
		Method.....:	SW846 8270C		

PARAMETER	RESULT	REPORTING LIMIT	UNITS	MDL
1,4-Dioxane	ND	1.0	ug/L	0.49

SURROGATE	PERCENT RECOVERY	RECOVERY LIMITS
Nitrobenzene-d5	63	(27 - 111)
2-Fluorobiphenyl	46	(28 - 110)
Terphenyl-d14	98	(37 - 119)
Phenol-d5	21	(10 - 110)
2-Fluorophenol	35	(10 - 110)
2,4,6-Tribromophenol	61	(22 - 120)

Tetra Tech NUS, Inc

Client Sample ID: MSA-MW15I-080608

GC/MS Semivolatiles

Lot-Sample #...: A8H070118-005 **Work Order #...:** KTQJ81AN **Matrix.....:** WQ
Date Sampled...: 08/06/08 13:40 **Date Received..:** 08/07/08
Prep Date.....: 08/07/08 **Analysis Date..:** 08/08/08
Prep Batch #...: 8220251
Dilution Factor: 1 **Initial Wgt/Vol:** 1020 mL **Final Wgt/Vol..:** 2 mL
Method.....: SW846 8270C

PARAMETER	RESULT	REPORTING LIMIT	UNITS	MDL
1,4-Dioxane	ND	1.0	ug/L	0.49

SURROGATE	PERCENT RECOVERY	RECOVERY LIMITS
Nitrobenzene-d5	49	(27 - 111)
2-Fluorobiphenyl	35	(28 - 110)
Terphenyl-d14	65	(37 - 119)
Phenol-d5	18	(10 - 110)
2-Fluorophenol	31	(10 - 110)
2,4,6-Tribromophenol	50	(22 - 120)

Tetra Tech NUS, Inc

Client Sample ID: MSA-MW15S-080608

GC/MS Semivolatiles

Lot-Sample #...: A8H070118-006 **Work Order #...:** KTQJ91AN **Matrix.....:** WQ
Date Sampled...: 08/06/08 15:00 **Date Received..:** 08/07/08
Prep Date.....: 08/07/08 **Analysis Date..:** 08/08/08
Prep Batch #...: 8220251
Dilution Factor: 1 **Initial Wgt/Vol:** 1000 mL **Final Wgt/Vol..:** 2 mL
Method.....: SW846 8270C

PARAMETER	RESULT	REPORTING LIMIT	UNITS	MDL
1,4-Dioxane	ND	1.0	ug/L	0.49

SURROGATE	PERCENT RECOVERY	RECOVERY LIMITS
Nitrobenzene-d5	69	(27 - 111)
2-Fluorobiphenyl	45	(28 - 110)
Terphenyl-d14	100	(37 - 119)
Phenol-d5	24	(10 - 110)
2-Fluorophenol	42	(10 - 110)
2,4,6-Tribromophenol	74	(22 - 120)

Tetra Tech NUS, Inc

Client Sample ID: MSA-MW19D-080708

GC/MS Semivolatiles

Lot-Sample #...: A8H080117-005 **Work Order #...:** KTTHT1AN **Matrix.....:** WG
Date Sampled...: 08/07/08 14:14 **Date Received..:** 08/08/08
Prep Date.....: 08/09/08 **Analysis Date..:** 08/11/08
Prep Batch #...: 8222017
Dilution Factor: 1 **Initial Wgt/Vol:** 1040 mL **Final Wgt/Vol..:** 2 mL
Method.....: SW846 8270C

PARAMETER	RESULT	REPORTING LIMIT	UNITS	MDL
1,4-Dioxane	ND	1.0	ug/L	1.3

SURROGATE	PERCENT RECOVERY	RECOVERY LIMITS
Nitrobenzene-d5	80	(27 - 111)
2-Fluorobiphenyl	77	(28 - 110)
Terphenyl-d14	101	(37 - 119)
Phenol-d5	71	(10 - 110)
2-Fluorophenol	64	(10 - 110)
2,4,6-Tribromophenol	96	(22 - 120)

Tetra Tech NUS, Inc

Client Sample ID: MSA-MW19I-080708

GC/MS Semivolatiles

Lot-Sample #...:	A8H080117-003	**Work Order #...:**	KTTHQ1AN	**Matrix.....:**	WG
Date Sampled...:	08/07/08 11:46	**Date Received..:**	08/08/08		
Prep Date.....:	08/09/08	**Analysis Date..:**	08/11/08		
Prep Batch #...:	8222017				
Dilution Factor:	1	**Initial Wgt/Vol:**	1050 mL	**Final Wgt/Vol..:**	2 mL
		Method.....:	SW846 8270C		

PARAMETER	RESULT	REPORTING LIMIT	UNITS	MDL
1,4-Dioxane	**18**	**1.0**	**ug/L**	**1.3**

SURROGATE	PERCENT RECOVERY	RECOVERY LIMITS
Nitrobenzene-d5	75	(27 - 111)
2-Fluorobiphenyl	70	(28 - 110)
Terphenyl-d14	97	(37 - 119)
Phenol-d5	66	(10 - 110)
2-Fluorophenol	59	(10 - 110)
2,4,6-Tribromophenol	92	(22 - 120)

Tetra Tech NUS, Inc

Client Sample ID: MSA-MW20D-080608

GC/MS Semivolatiles

Lot-Sample #...:	A8H070118-007	**Work Order #...:**	KTQKA1AN	**Matrix.....:**	WQ
Date Sampled...:	08/06/08 15:07	**Date Received..:**	08/07/08		
Prep Date.....:	08/07/08	**Analysis Date..:**	08/08/08		
Prep Batch #...:	8220251				
Dilution Factor:	1	**Initial Wgt/Vol:**	1040 mL	**Final Wgt/Vol..:**	2 mL
		Method.....:	SW846 8270C		

PARAMETER	RESULT	REPORTING LIMIT	UNITS	MDL
1,4-Dioxane	**1.8**	**1.0**	**ug/L**	**0.49**

SURROGATE	PERCENT RECOVERY	RECOVERY LIMITS
Nitrobenzene-d5	68	(27 - 111)
2-Fluorobiphenyl	46	(28 - 110)
Terphenyl-d14	92	(37 - 119)
Phenol-d5	23	(10 - 110)
2-Fluorophenol	42	(10 - 110)
2,4,6-Tribromophenol	64	(22 - 120)

Tetra Tech NUS, Inc

Client Sample ID: MSA-MW20I-080608

GC/MS Semivolatiles

Lot-Sample #...:	A8H070118-004	**Work Order #...:**	KTQJ71AN	**Matrix.....:**	WQ
Date Sampled...:	08/06/08 12:32	**Date Received..:**	08/07/08		
Prep Date.....:	08/07/08	**Analysis Date..:**	08/08/08		
Prep Batch #...:	8220251				
Dilution Factor:	1	**Initial Wgt/Vol:**	1020 mL	**Final Wgt/Vol..:**	2 mL
		Method.....:	SW846 8270C		

PARAMETER	RESULT	REPORTING LIMIT	UNITS	MDL
1,4-Dioxane	**4.8**	**1.0**	**ug/L**	**0.49**

SURROGATE	PERCENT RECOVERY	RECOVERY LIMITS
Nitrobenzene-d5	66	(27 - 111)
2-Fluorobiphenyl	49	(28 - 110)
Terphenyl-d14	87	(37 - 119)
Phenol-d5	21	(10 - 110)
2-Fluorophenol	37	(10 - 110)
2,4,6-Tribromophenol	62	(22 - 120)

Tetra Tech NUS, Inc

Client Sample ID: MSA-MW20S-080608

GC/MS Semivolatiles

Lot-Sample #...:	A8H070118-003	**Work Order #...:**	KTQJ61AN	**Matrix.....:**	WQ
Date Sampled...:	08/06/08 11:15	**Date Received..:**	08/07/08		
Prep Date.....:	08/07/08	**Analysis Date..:**	08/11/08		
Prep Batch #...:	8220251				
Dilution Factor:	4	**Initial Wgt/Vol:**	1040 mL	**Final Wgt/Vol..:**	2 mL
		Method.....:	SW846 8270C		

PARAMETER	RESULT	REPORTING LIMIT	UNITS	MDL
1,4-Dioxane	**130**	**4.0**	**ug/L**	**2.0**

SURROGATE	PERCENT RECOVERY	RECOVERY LIMITS
Nitrobenzene-d5	56 DIL	(27 - 111)
2-Fluorobiphenyl	58 DIL	(28 - 110)
Terphenyl-d14	98 DIL	(37 - 119)
Phenol-d5	22 DIL	(10 - 110)
2-Fluorophenol	46 DIL	(10 - 110)
2,4,6-Tribromophenol	69 DIL	(22 - 120)

NOTE(S):

DIL The concentration is estimated or not reported due to dilution or the presence of interfering analytes.

Tetra Tech NUS, Inc

Client Sample ID: MSA-MW26D-080708

GC/MS Semivolatiles

Lot-Sample #...: A8H080117-004 **Work Order #...:** KTTHR1AN **Matrix.....:** WG
Date Sampled...: 08/07/08 12:55 **Date Received..:** 08/08/08
Prep Date.....: 08/09/08 **Analysis Date..:** 08/11/08
Prep Batch #...: 8222017
Dilution Factor: 1 **Initial Wgt/Vol:** 1000 mL **Final Wgt/Vol..:** 2 mL
Method.....: SW846 8270C

PARAMETER	RESULT	REPORTING LIMIT	UNITS	MDL
1,4-Dioxane	ND	1.0	ug/L	1.3

SURROGATE	PERCENT RECOVERY	RECOVERY LIMITS
Nitrobenzene-d5	64	(27 - 111)
2-Fluorobiphenyl	61	(28 - 110)
Terphenyl-d14	86	(37 - 119)
Phenol-d5	56	(10 - 110)
2-Fluorophenol	51	(10 - 110)
2,4,6-Tribromophenol	83	(22 - 120)

Tetra Tech NUS, Inc

Client Sample ID: MSA-MW26I-080708

GC/MS Semivolatiles

Lot-Sample #...:	A8H080117-006	**Work Order #...:**	KTTHV1AN	**Matrix.....:**	WG
Date Sampled...:	08/07/08 14:15	**Date Received..:**	08/08/08		
Prep Date.....:	08/09/08	**Analysis Date..:**	08/11/08		
Prep Batch #...:	8222017				
Dilution Factor:	1	**Initial Wgt/Vol:**	1020 mL	**Final Wgt/Vol..:**	2 mL
		Method.....:	SW846 8270C		

PARAMETER	RESULT	REPORTING LIMIT	UNITS	MDL
1,4-Dioxane	**1.8**	**1.0**	**ug/L**	**1.3**

SURROGATE	PERCENT RECOVERY	RECOVERY LIMITS
Nitrobenzene-d5	80	(27 - 111)
2-Fluorobiphenyl	75	(28 - 110)
Terphenyl-d14	99	(37 - 119)
Phenol-d5	69	(10 - 110)
2-Fluorophenol	61	(10 - 110)
2,4,6-Tribromophenol	92	(22 - 120)

Tetra Tech NUS, Inc

Client Sample ID: MSA-MW26S-080708

GC/MS Semivolatiles

Lot-Sample #...:	A8H080117-002	**Work Order #...:**	KTTHP1AC	**Matrix.....:**	WG
Date Sampled...:	08/07/08 10:45	**Date Received..:**	08/08/08		
Prep Date.....:	08/09/08	**Analysis Date..:**	08/11/08		
Prep Batch #...:	8222017				
Dilution Factor:	1	**Initial Wgt/Vol:**	1050 mL	**Final Wgt/Vol..:**	2 mL
		Method.....:	SW846 8270C		

PARAMETER	RESULT	REPORTING LIMIT	UNITS	MDL
1,4-Dioxane	**3.1**	**1.0**	**ug/L**	**1.3**

SURROGATE	PERCENT RECOVERY	RECOVERY LIMITS
Nitrobenzene-d5	86	(27 - 111)
2-Fluorobiphenyl	74	(28 - 110)
Terphenyl-d14	73	(37 - 119)
Phenol-d5	69	(10 - 110)
2-Fluorophenol	60	(10 - 110)
2,4,6-Tribromophenol	94	(22 - 120)

Appendix C

Support Documentation

HOLDTIME

SDG 8H07118

SORT	UNITS	NSAMPLE	LAB_ID	QC_TYPE	SAMP_DATE	EXTR_DATE	ANAL_DATE	SMP_EXTR	EXTR_ANL	SMP_ANL
HG	UG/L	MSA-MW20D-080608	A8H070118007	NM	8/6/2008	8/13/2008	8/15/2008	7	2	9
HG	UG/L	MSA-MW26I-080708	A8H080117006	NM	8/7/2008	8/15/2008	8/15/2008	8	0	8
HG	UG/L	MSA-MW26D-080708	A8H080117004	NM	8/7/2008	8/15/2008	8/15/2008	8	0	8
HG	UG/L	MSA-MW20I-080608	A8H070118004	NM	8/6/2008	8/13/2008	8/15/2008	7	2	9
HG	UG/L	MSA-MW26S-080708	A8H080117002	NM	8/7/2008	8/15/2008	8/15/2008	8	0	8
HG	UG/L	MSA-MW19I-080708	A8H080117003	NM	8/7/2008	8/15/2008	8/15/2008	8	0	8
HG	UG/L	MSA-MW19D-080708	A8H080117005	NM	8/7/2008	8/15/2008	8/15/2008	8	0	8
HG	UG/L	MSA-MW15S-080608	A8H070118006	NM	8/6/2008	8/13/2008	8/15/2008	7	2	9
HG	UG/L	DMW-10S-080808	A8H090106006	NM	8/8/2008	8/15/2008	8/15/2008	7	0	7
HG	UG/L	MSA-MW15D-080608	A8H070118002	NM	8/6/2008	8/13/2008	8/15/2008	7	2	9
HG	UG/L	DMW-29DEEP-080808	A8H090106007	NM	8/8/2008	8/15/2008	8/15/2008	7	0	7
HG	UG/L	DMW-28I-080808	A8H090106003	NM	8/8/2008	8/15/2008	8/15/2008	7	0	7
HG	UG/L	DMW-27DEEP-080808	A8H090106005	NM	8/8/2008	8/15/2008	8/15/2008	7	0	7
HG	UG/L	DMW-21I-080808	A8H090106002	NM	8/8/2008	8/15/2008	8/15/2008	7	0	7
HG	UG/L	DMW-21D-080808	A8H090106004	NM	8/8/2008	8/15/2008	8/15/2008	7	0	7

SORT	UNITS	NSAMPLE	LAB_ID	QC_TYPE	SAMP_DATE	EXTR_DATE	ANAL_DATE	SMP_EXTR	EXTR_ANL	SMP_ANL
HG	UG/L	MSA-MW15I-080608	A8H070118005	NM	8/6/2008	8/13/2008	8/15/2008	7	2	9
HG	UG/L	MSA-MW20S-080608	A8H070118003	NM	8/6/2008	8/13/2008	8/15/2008	7	2	9
M	UG/L	MSA-MW19D-080708	A8H080117005	NM	8/7/2008	8/15/2008	8/21/2008	8	6	14
M	UG/L	MSA-MW19D-080708	A8H080117005	NM	8/7/2008	8/15/2008	8/20/2008	8	5	13
M	UG/L	MSA-MW15S-080608	A8H070118006	NM	8/6/2008	8/13/2008	8/19/2008	7	6	13
M	UG/L	MSA-MW15I-080608	A8H070118005	NM	8/6/2008	8/13/2008	8/19/2008	7	6	13
M	UG/L	MSA-MW15D-080608	A8H070118002	NM	8/6/2008	8/13/2008	8/19/2008	7	6	13
M	UG/L	DMW-29DEEP-080808	A8H090106007	NM	8/8/2008	8/15/2008	8/19/2008	7	4	11
M	UG/L	DMW-27DEEP-080808	A8H090106005	NM	8/8/2008	8/15/2008	8/19/2008	7	4	11
M	UG/L	MSA-MW19I-080708	A8H080117003	NM	8/7/2008	8/15/2008	8/20/2008	8	5	13
M	UG/L	DMW-28I-080808	A8H090106003	NM	8/8/2008	8/15/2008	8/19/2008	7	4	11
M	UG/L	MSA-MW19I-080708	A8H080117003	NM	8/7/2008	8/15/2008	8/21/2008	8	6	14
M	UG/L	MSA-MW20D-080608	A8H070118007	NM	8/6/2008	8/13/2008	8/19/2008	7	6	13
M	UG/L	MSA-MW20I-080608	A8H070118004	NM	8/6/2008	8/13/2008	8/19/2008	7	6	13
M	UG/L	MSA-MW20S-080608	A8H070118003	NM	8/6/2008	8/13/2008	8/19/2008	7	6	13
M	UG/L	MSA-MW26D-080708	A8H080117004	NM	8/7/2008	8/15/2008	8/20/2008	8	5	13
M	UG/L	MSA-MW26D-080708	A8H080117004	NM	8/7/2008	8/15/2008	8/21/2008	8	6	14
M	UG/L	MSA-MW26I-080708	A8H080117006	NM	8/7/2008	8/15/2008	8/20/2008	8	5	13

SORT	UNITS	NSAMPLE	LAB_ID	QC_TYPE	SAMP_DATE	EXTR_DATE	ANAL_DATE	SMP_EXTR	EXTR_ANL	SMP_ANL
M	UG/L	DMW-21I-080808	A8H090106002	NM	8/8/2008	8/15/2008	8/19/2008	7	4	11
M	UG/L	MSA-MW26S-080708	A8H080117002	NM	8/7/2008	8/15/2008	8/21/2008	8	6	14
M	UG/L	DMW-21D-080808	A8H090106004	NM	8/8/2008	8/15/2008	8/19/2008	7	4	11
M	UG/L	MSA-MW26S-080708	A8H080117002	NM	8/7/2008	8/15/2008	8/20/2008	8	5	13
M	UG/L	DMW-21I-080808	A8H090106002	NM	8/8/2008	8/15/2008	8/21/2008	7	6	13
M	UG/L	DMW-10S-080808	A8H090106006	NM	8/8/2008	8/15/2008	8/19/2008	7	4	11
HGF	UG/L	DMW-21I-080808	A8H090106002	NM	8/8/2008	8/15/2008	8/15/2008	7	0	7
HGF	UG/L	DMW-21D-080808	A8H090106004	NM	8/8/2008	8/15/2008	8/15/2008	7	0	7
HGF	UG/L	DMW-27DEEP-080808	A8H090106005	NM	8/8/2008	8/15/2008	8/15/2008	7	0	7
HGF	UG/L	DMW-28I-080808	A8H090106003	NM	8/8/2008	8/15/2008	8/15/2008	7	0	7
HGF	UG/L	DMW-29DEEP-080808	A8H090106007	NM	8/8/2008	8/15/2008	8/15/2008	7	0	7
HGF	UG/L	MSA-MW15D-080608	A8H070118002	NM	8/6/2008	8/13/2008	8/15/2008	7	2	9
HGF	UG/L	MSA-MW15I-080608	A8H070118005	NM	8/6/2008	8/13/2008	8/15/2008	7	2	9
HGF	UG/L	MSA-MW15S-080608	A8H070118006	NM	8/6/2008	8/13/2008	8/15/2008	7	2	9
HGF	UG/L	MSA-MW26S-080708	A8H080117002	NM	8/7/2008	8/15/2008	8/15/2008	8	0	8
HGF	UG/L	MSA-MW19I-080708	A8H080117003	NM	8/7/2008	8/15/2008	8/15/2008	8	0	8
HGF	UG/L	MSA-MW20D-080608	A8H070118007	NM	8/6/2008	8/13/2008	8/15/2008	7	2	9
HGF	UG/L	MSA-MW20I-080608	A8H070118004	NM	8/6/2008	8/13/2008	8/15/2008	7	2	9

SORT	UNITS	NSAMPLE	LAB_ID	QC_TYPE	SAMP_DATE	EXTR_DATE	ANAL_DATE	SMP_EXTR	EXTR_ANL	SMP_ANL
HGF	UG/L	MSA-MW20S-080608	A8H070118003	NM	8/6/2008	8/13/2008	8/15/2008	7	2	9
HGF	UG/L	MSA-MW26D-080708	A8H080117004	NM	8/7/2008	8/15/2008	8/15/2008	8	0	8
HGF	UG/L	MSA-MW26I-080708	A8H080117006	NM	8/7/2008	8/15/2008	8/15/2008	8	0	8
HGF	UG/L	DMW-10S-080808	A8H090106006	NM	8/8/2008	8/15/2008	8/15/2008	7	0	7
HGF	UG/L	MSA-MW19D-080708	A8H080117005	NM	8/7/2008	8/15/2008	8/15/2008	8	0	8
MF	UG/L	MSA-MW19I-080708	A8H080117003	NM	8/7/2008	8/15/2008	8/20/2008	8	5	13
MF	UG/L	MSA-MW20D-080608	A8H070118007	NM	8/6/2008	8/13/2008	8/19/2008	7	6	13
MF	UG/L	MSA-MW20I-080608	A8H070118004	NM	8/6/2008	8/13/2008	8/19/2008	7	6	13
MF	UG/L	MSA-MW20S-080608	A8H070118003	NM	8/6/2008	8/13/2008	8/19/2008	7	6	13
MF	UG/L	MSA-MW15S-080608	A8H070118006	NM	8/6/2008	8/13/2008	8/19/2008	7	6	13
MF	UG/L	MSA-MW26D-080708	A8H080117004	NM	8/7/2008	8/15/2008	8/22/2008	8	7	15
MF	UG/L	DMW-21I-080808	A8H090106002	NM	8/8/2008	8/15/2008	8/19/2008	7	4	11
MF	UG/L	MSA-MW26I-080708	A8H080117006	NM	8/7/2008	8/15/2008	8/20/2008	8	5	13
MF	UG/L	MSA-MW26D-080708	A8H080117004	NM	8/7/2008	8/15/2008	8/21/2008	8	6	14
MF	UG/L	MSA-MW15I-080608	A8H070118005	NM	8/6/2008	8/13/2008	8/19/2008	7	6	13
MF	UG/L	MSA-MW15D-080608	A8H070118002	NM	8/6/2008	8/13/2008	8/19/2008	7	6	13
MF	UG/L	DMW-29DEEP-080808	A8H090106007	NM	8/8/2008	8/15/2008	8/19/2008	7	4	11
MF	UG/L	DMW-27DEEP-080808	A8H090106005	NM	8/8/2008	8/15/2008	8/19/2008	7	4	11

SORT	UNITS	NSAMPLE	LAB_ID	QC_TYPE	SAMP_DATE	EXTR_DATE	ANAL_DATE	SMP_EXTR	EXTR_ANL	SMP_ANL
MF	UG/L	DMW-21D-080808	A8H090106004	NM	8/8/2008	8/15/2008	8/19/2008	7	4	11
MF	UG/L	DMW-10S-080808	A8H090106006	NM	8/8/2008	8/15/2008	8/19/2008	7	4	11
MF	UG/L	MSA-MW26S-080708	A8H080117002	NM	8/7/2008	8/15/2008	8/20/2008	8	5	13
MF	UG/L	MSA-MW19I-080708	A8H080117003	NM	8/7/2008	8/15/2008	8/21/2008	8	6	14
MF	UG/L	DMW-28I-080808	A8H090106003	NM	8/8/2008	8/15/2008	8/19/2008	7	4	11
MF	UG/L	MSA-MW26S-080708	A8H080117002	NM	8/7/2008	8/15/2008	8/21/2008	8	6	14
MF	UG/L	MSA-MW19D-080708	A8H080117005	NM	8/7/2008	8/15/2008	8/20/2008	8	5	13
CR6	MG/L	MSA-MW26S-080708	A8H080117002	NM	8/7/2008	8/8/2008	8/8/2008	1	0	1
CR6	MG/L	MSA-MW26I-080708	A8H080117006	NM	8/7/2008	8/8/2008	8/8/2008	1	0	1
CR6	MG/L	MSA-MW26D-080708	A8H080117004	NM	8/7/2008	8/8/2008	8/8/2008	1	0	1
CR6	MG/L	MSA-MW20S-080608	A8H070118003	NM	8/6/2008	8/7/2008	8/7/2008	1	0	1
CR6	MG/L	MSA-MW20I-080608	A8H070118004	NM	8/6/2008	8/7/2008	8/7/2008	1	0	1
CR6	MG/L	MSA-MW20D-080608	A8H070118007	NM	8/6/2008	8/7/2008	8/7/2008	1	0	1
CR6	MG/L	DMW-21I-080808	A8H090106002	NM	8/8/2008	8/9/2008	8/9/2008	1	0	1
CR6	MG/L	DMW-10S-080808	A8H090106006	NM	8/8/2008	8/9/2008	8/9/2008	1	0	1
CR6	MG/L	DMW-21D-080808	A8H090106004	NM	8/8/2008	8/9/2008	8/9/2008	1	0	1
CR6	MG/L	MSA-MW19D-080708	A8H080117005	NM	8/7/2008	8/8/2008	8/8/2008	1	0	1
CR6	MG/L	MSA-MW15S-080608	A8H070118006	NM	8/6/2008	8/7/2008	8/7/2008	1	0	1

SORT	UNITS	NSAMPLE	LAB_ID	QC_TYPE	SAMP_DATE	EXTR_DATE	ANAL_DATE	SMP_EXTR	EXTR_ANL	SMP_ANL
CR6	MG/L	MSA-MW15I-080608	A8H070118005	NM	8/6/2008	8/7/2008	8/7/2008	1	0	1
CR6	MG/L	MSA-MW15D-080608	A8H070118002	NM	8/6/2008	8/7/2008	8/7/2008	1	0	1
CR6	MG/L	DMW-29DEEP-080808	A8H090106007	NM	8/8/2008	8/9/2008	8/9/2008	1	0	1
CR6	MG/L	DMW-28I-080808	A8H090106003	NM	8/8/2008	8/9/2008	8/9/2008	1	0	1
CR6	MG/L	DMW-27DEEP-080808	A8H090106005	NM	8/8/2008	8/9/2008	8/9/2008	1	0	1
CR6	MG/L	MSA-MW19I-080708	A8H080117003	NM	8/7/2008	8/8/2008	8/8/2008	1	0	1
OS	%	MSA-MW26D-080708	A8H080117004	NM	8/7/2008	8/9/2008	8/11/2008	2	2	4
OS	%	MSA-MW15S-080608	A8H070118006	NM	8/6/2008	8/7/2008	8/8/2008	1	1	2
OS	%	DMW-10S-080808	A8H090106006	NM	8/8/2008	8/10/2008	8/12/2008	2	2	4
OS	%	DMW-21D-080808	A8H090106004	NM	8/8/2008	8/10/2008	8/12/2008	2	2	4
OS	%	DMW-21I-080808	A8H090106002	NM	8/8/2008	8/10/2008	8/12/2008	2	2	4
OS	%	DMW-27DEEP-080808	A8H090106005	NM	8/8/2008	8/10/2008	8/12/2008	2	2	4
OS	%	DMW-28I-080808	A8H090106003	NM	8/8/2008	8/10/2008	8/12/2008	2	2	4
OS	%	DMW-29DEEP-080808	A8H090106007	NM	8/8/2008	8/10/2008	8/12/2008	2	2	4
OS	%	MSA-MW26S-080708	A8H080117002	NM	8/7/2008	8/9/2008	8/11/2008	2	2	4
OS	%	MSA-MW15I-080608	A8H070118005	NM	8/6/2008	8/7/2008	8/8/2008	1	1	2
OS	%	MSA-MW26I-080708	A8H080117006	NM	8/7/2008	8/9/2008	8/11/2008	2	2	4
OS	%	MSA-MW19D-080708	A8H080117005	NM	8/7/2008	8/9/2008	8/11/2008	2	2	4

SORT	UNITS	NSAMPLE	LAB_ID	QC_TYPE	SAMP_DATE	EXTR_DATE	ANAL_DATE	SMP_EXTR	EXTR_ANL	SMP_ANL
OS	%	MSA-MW19I-080708	A8H080117003	NM	8/7/2008	8/9/2008	8/11/2008	2	2	4
OS	%	MSA-MW20D-080608	A8H070118007	NM	8/6/2008	8/7/2008	8/8/2008	1	1	2
OS	%	MSA-MW20I-080608	A8H070118004	NM	8/6/2008	8/7/2008	8/8/2008	1	1	2
OS	%	MSA-MW20S-080608DL	A8H070118003	NM	8/6/2008	8/7/2008	8/11/2008	1	4	5
OS	%	MSA-MW15D-080608	A8H070118002	NM	8/6/2008	8/7/2008	8/8/2008	1	1	2
OS	UG/L	MSA-MW15D-080608	A8H070118002	NM	8/6/2008	8/7/2008	8/8/2008	1	1	2
OS	UG/L	MSA-MW19D-080708	A8H080117005	NM	8/7/2008	8/9/2008	8/11/2008	2	2	4
OS	UG/L	DMW-21I-080808	A8H090106002	NM	8/8/2008	8/10/2008	8/12/2008	2	2	4
OS	UG/L	DMW-27DEEP-080808	A8H090106005	NM	8/8/2008	8/10/2008	8/12/2008	2	2	4
OS	UG/L	DMW-28I-080808	A8H090106003	NM	8/8/2008	8/10/2008	8/12/2008	2	2	4
OS	UG/L	DMW-29DEEP-080808	A8H090106007	NM	8/8/2008	8/10/2008	8/12/2008	2	2	4
OS	UG/L	MSA-MW15S-080608	A8H070118006	NM	8/6/2008	8/7/2008	8/8/2008	1	1	2
OS	UG/L	DMW-21D-080808	A8H090106004	NM	8/8/2008	8/10/2008	8/12/2008	2	2	4
OS	UG/L	MSA-MW26S-080708	A8H080117002	NM	8/7/2008	8/9/2008	8/11/2008	2	2	4
OS	UG/L	MSA-MW15I-080608	A8H070118005	NM	8/6/2008	8/7/2008	8/8/2008	1	1	2
OS	UG/L	MSA-MW19I-080708	A8H080117003	NM	8/7/2008	8/9/2008	8/11/2008	2	2	4
OS	UG/L	MSA-MW20D-080608	A8H070118007	NM	8/6/2008	8/7/2008	8/8/2008	1	1	2
OS	UG/L	MSA-MW20I-080608	A8H070118004	NM	8/6/2008	8/7/2008	8/8/2008	1	1	2

SORT	UNITS	NSAMPLE	LAB_ID	QC_TYPE	SAMP_DATE	EXTR_DATE	ANAL_DATE	SMP_EXTR	EXTR_ANL	SMP_ANL
OS	UG/L	MSA-MW20S-080608DL	A8H070118003	NM	8/6/2008	8/7/2008	8/11/2008	1	4	5
OS	UG/L	MSA-MW26D-080708	A8H080117004	NM	8/7/2008	8/9/2008	8/11/2008	2	2	4
OS	UG/L	MSA-MW26I-080708	A8H080117006	NM	8/7/2008	8/9/2008	8/11/2008	2	2	4
OS	UG/L	DMW-10S-080808	A8H090106006	NM	8/8/2008	8/10/2008	8/12/2008	2	2	4
OV	%	TB-080808	A8H090106001	NM	8/8/2008	8/15/2008	8/15/2008	7	0	7
OV	%	MSA-MW15S-080608DL	A8H070118006	NM	8/6/2008	8/14/2008	8/14/2008	8	0	8
OV	%	MSA-MW15D-080608	A8H070118002	NM	8/6/2008	8/14/2008	8/14/2008	8	0	8
OV	%	TB-080708	A8H080117001	NM	8/7/2008	8/15/2008	8/15/2008	8	0	8
OV	%	MSA-MW26S-080708DL	A8H080117002	NM	8/7/2008	8/15/2008	8/15/2008	8	0	8
OV	%	MSA-MW26I-080708	A8H080117006	NM	8/7/2008	8/15/2008	8/15/2008	8	0	8
OV	%	MSA-MW26D-080708	A8H080117004	NM	8/7/2008	8/15/2008	8/15/2008	8	0	8
OV	%	MSA-MW20S-080608DL	A8H070118003	NM	8/6/2008	8/14/2008	8/14/2008	8	0	8
OV	%	MSA-MW20I-080608DL	A8H070118004	NM	8/6/2008	8/14/2008	8/14/2008	8	0	8
OV	%	MSA-MW20D-080608	A8H070118007	NM	8/6/2008	8/14/2008	8/14/2008	8	0	8
OV	%	MSA-MW19I-080708DL	A8H080117003	NM	8/7/2008	8/15/2008	8/15/2008	8	0	8
OV	%	MSA-MW15I-080608DL	A8H070118005	NM	8/6/2008	8/14/2008	8/14/2008	8	0	8
OV	%	DMW-29DEEP-080808	A8H090106007	NM	8/8/2008	8/15/2008	8/15/2008	7	0	7
OV	%	DMW-28I-080808DL	A8H090106003	NM	8/8/2008	8/15/2008	8/15/2008	7	0	7

SORT	UNITS	NSAMPLE	LAB_ID	QC_TYPE	SAMP_DATE	EXTR_DATE	ANAL_DATE	SMP_EXTR	EXTR_ANL	SMP_ANL
OV	%	DMW-27DEEP-080808	A8H090106005	NM	8/8/2008	8/15/2008	8/15/2008	7	0	7
OV	%	DMW-21I-080808DL	A8H090106002	NM	8/8/2008	8/15/2008	8/15/2008	7	0	7
OV	%	DMW-21D-080808	A8H090106004	NM	8/8/2008	8/15/2008	8/15/2008	7	0	7
OV	%	DMW-10S-080808DL	A8H090106006	NM	8/8/2008	8/15/2008	8/15/2008	7	0	7
OV	%	TB-080608	A8H070118001	NM	8/6/2008	8/14/2008	8/14/2008	8	0	8
OV	%	MSA-MW19D-080708	A8H080117005	NM	8/7/2008	8/15/2008	8/15/2008	8	0	8
OV	UG/L	MSA-MW26S-080708DL	A8H080117002	NM	8/7/2008	8/15/2008	8/15/2008	8	0	8
OV	UG/L	TB-080808	A8H090106001	NM	8/8/2008	8/15/2008	8/15/2008	7	0	7
OV	UG/L	MSA-MW15S-080608DL	A8H070118006	NM	8/6/2008	8/14/2008	8/14/2008	8	0	8
OV	UG/L	DMW-10S-080808DL	A8H090106006	NM	8/8/2008	8/15/2008	8/15/2008	7	0	7
OV	UG/L	DMW-21D-080808	A8H090106004	NM	8/8/2008	8/15/2008	8/15/2008	7	0	7
OV	UG/L	DMW-21I-080808DL	A8H090106002	NM	8/8/2008	8/15/2008	8/15/2008	7	0	7
OV	UG/L	DMW-27DEEP-080808	A8H090106005	NM	8/8/2008	8/15/2008	8/15/2008	7	0	7
OV	UG/L	DMW-28I-080808DL	A8H090106003	NM	8/8/2008	8/15/2008	8/15/2008	7	0	7
OV	UG/L	DMW-29DEEP-080808	A8H090106007	NM	8/8/2008	8/15/2008	8/15/2008	7	0	7
OV	UG/L	TB-080708	A8H080117001	NM	8/7/2008	8/15/2008	8/15/2008	8	0	8
OV	UG/L	MSA-MW15I-080608DL	A8H070118005	NM	8/6/2008	8/14/2008	8/14/2008	8	0	8
OV	UG/L	TB-080608	A8H070118001	NM	8/6/2008	8/14/2008	8/14/2008	8	0	8

SORT	UNITS	NSAMPLE	LAB_ID	QC_TYPE	SAMP_DATE	EXTR_DATE	ANAL_DATE	SMP_EXTR	EXTR_ANL	SMP_ANL
OV	UG/L	MSA-MW19D-080708	A8H080117005	NM	8/7/2008	8/15/2008	8/15/2008	8	0	8
OV	UG/L	MSA-MW19I-080708DL	A8H080117003	NM	8/7/2008	8/15/2008	8/15/2008	8	0	8
OV	UG/L	MSA-MW20D-080608	A8H070118007	NM	8/6/2008	8/14/2008	8/14/2008	8	0	8
OV	UG/L	MSA-MW20I-080608DL	A8H070118004	NM	8/6/2008	8/14/2008	8/14/2008	8	0	8
OV	UG/L	MSA-MW20S-080608DL	A8H070118003	NM	8/6/2008	8/14/2008	8/14/2008	8	0	8
OV	UG/L	MSA-MW26D-080708	A8H080117004	NM	8/7/2008	8/15/2008	8/15/2008	8	0	8
OV	UG/L	MSA-MW26I-080708	A8H080117006	NM	8/7/2008	8/15/2008	8/15/2008	8	0	8
OV	UG/L	MSA-MW15D-080608	A8H070118002	NM	8/6/2008	8/14/2008	8/14/2008	8	0	8

Chain of Custody Record

Temperature on Receipt _____

Drinking Water? Yes ☐ No ☐

TestAmerica
THE LEADER IN ENVIRONMENTAL TESTING

TAL-4124 (1007)

Client	Project Manager	Date	Chain of Custody Number
Tetra Tech NUS	Tony Afanavage	8-6-08	093929
Address	**Telephone Number (Area Code)/Fax Number**	**Lab Number**	**Page 1 of 1**
20251 Century Blvd ST 200	(301) 528-3021		
City / **State** / **Zip Code**	**Site Contact**	**Lab Contact**	
Germantown / MD / 20874	Walt Pyon	Pat O'Meara	
Project Name and Location (State)	**Carrier/Waybill Number**		
Martin State Airport			
Contract/Purchase Order/Quote No.			

Sample I.D. No. and Description (Containers for each sample may be combined on one line)	Date	Time	Matrix: Air	Aqueous	Sed.	Soil	Containers & Preservatives: Unpres.	H2SO4	HNO3	HCl	NaOH	ZnAc/NaOH	Analysis: VOCs	TAL metals	Ass metals	1,4 Dioxane	Hex Chrome	Special Instructions/ Conditions of Receipt
TB-080608	8-6-08	0730		X						X			X					
MSA-MW15D-080608		1100		X			X		X	X			X	X	X	X	X	
MSA-MW20S-080608		1115		X			X		X	X			X	X	X	X	X	
MSA-MW20I-080608		1232		X			X		X	X			X	X	X	X	X	
MSA-MW15I-080608		1340		X			X		X	X			X	X	X	X	X	
MSA-MW15S-080608		1500		X			X		X	X			X	X	X	X	X	
MSA-MW20D-080608	"	1507		X			X		X	X			X	X	X	X	X	

Possible Hazard Identification
☐ Non-Hazard ☐ Flammable ☐ Skin Irritant ☐ Poison B ☐ Unknown

Sample Disposal
☐ Return To Client ☐ Disposal By Lab ☐ Archive For _____ Months
(A fee may be assessed if samples are retained longer than 1 month)

Turn Around Time Required
☐ 24 Hours ☐ 48 Hours ☐ 7 Days ☐ 14 Days ☐ 21 Days ☐ Other _____

QC Requirements (Specify)

	Date	Time		Date	Time
1. Relinquished By	8-6-08	1700	1. Received By	8-6-08	1700
2. Relinquished By			2. Received By	8/7/08	0820
3. Relinquished By			3. Received By		

Comments

DISTRIBUTION: WHITE - Returned to Client with Report; CANARY - Stays with the Sample; PINK - Field Copy

North Canton

TestAmerica Cooler Receipt Form/Narrative **Lot Number: 180708118**
North Canton Facility

Client Tetra Tech Project _____ By: _____
Cooler Received on 8-7-08 Opened on 8-7-08 (Signature)
FedEx ☑ UPS ☐ DHL ☐ FAS ☐ Stetson ☐ Client Drop Off ☐ TestAmerica Courier ☐ Other _____
TestAmerica Cooler # _____ Multiple Coolers ☑ Foam Box ☐ Client Cooler ☐ Other _____

1. Were custody seals on the outside of the cooler(s)? Yes ☑ No ☐ Intact? Yes ☑ No ☐ NA ☐
   If YES, Quantity 6
   Were custody seals on the outside of cooler(s) signed and dated? Yes ☑ No ☐ NA ☐
   Were custody seals on the bottle(s)? Yes ☐ No ☑
   If YES, are there any exceptions? _____
2. Shippers' packing slip attached to the cooler(s)? Yes ☑ No ☐
3. Did custody papers accompany the sample(s)? Yes ☑ No ☐ Relinquished by client? Yes ☑ No ☐
4. Were the custody papers signed in the appropriate place? Yes ☑ No ☐
5. Packing material used: Bubble Wrap ☑ Foam ☐ None ☐ Other _____
6. Cooler temperature upon receipt _____ °C See back of form for multiple coolers/temps ☑
   METHOD: IR ☑ Other ☐ _____
   COOLANT: Wet Ice ☑ Blue Ice ☐ Dry Ice ☐ Water ☐ None ☐
7. Did all bottles arrive in good condition (Unbroken)? Yes ☑ No ☐
8. Could all bottle labels be reconciled with the COC? Yes ☑ No ☐
9. Were sample(s) at the correct pH upon receipt? Yes ☑ No ☐ NA ☐
10. Were correct bottle(s) used for the test(s) indicated? Yes ☑ No ☐
11. Were air bubbles >6 mm in any VOA vials? Yes ☑ No ☐ NA ☐
12. Sufficient quantity received to perform indicated analyses? Yes ☑ No ☐
13. Was a trip blank present in the cooler(s)? Yes ☑ No ☐ Were VOAs on the COC? Yes ☑ No ☐

Contacted PM _____ Date _____ by _____ via Verbal ☐ Voice Mail ☐ Other ☐
Concerning _____

14. CHAIN OF CUSTODY

The following discrepancies occurred:

_____

_____

_____

_____

_____

_____

15. SAMPLE CONDITION

Sample(s) _____ were received after the recommended holding time had expired.
Sample(s) _____ were received in a broken container.
Sample(s) 3x40 TB were received with bubble >6 mm in diameter. (Notify PM)

16. SAMPLE PRESERVATION

Sample(s) _____ were further preserved in sample receiving to meet recommended pH level(s). *Nitric Acid Lot# 113007-HNO_3; Sulfuric Acid Lot# 031808-H_2SO_4; Sodium Hydroxide Lot# 073007 -NaOH; Hydrochloric Acid Lot# 092006-HCl; Sodium Hydroxide and Zinc Acetate Lot# 050205-$(CH_3COO)_2ZN$/NaOH.*
What time was preservative added to sample(s)? _____

Client ID	pH	Date	Initials
EXT-06	<2 <2	8-7-08	NS
22A	<2 <2		
15D	<2 <2		
20S	<2 <2		
20I	<2 <2		
15I	<2 <2		
15S	<2 <2		
20D	<2 <2		

TestAmerica Cooler Receipt Form/Narrative
North Canton Facility

Client ID	pH	Date	Initials

Cooler #	Temp. °C	Method	Coolant
241-072	2.6	IR	Ice
client cooler	1.0	1	1
L489	1.4		

Discrepancies Cont'd:

Chain of Custody Record

Temperature on Receipt _____

Drinking Water? Yes ☐ No ☐

TestAmerica
THE LEADER IN ENVIRONMENTAL TESTING

TAL-4124 (1007)

Client	Project Manager	Date	Chain of Custody Number
Tetra Tech NUS	Tony Apanavage	8-7-08	093930
Address	**Telephone Number (Area Code)/Fax Number**	**Lab Number**	**Page** 1 of 1
20251 Century Blvd STE 200	(301) 528-3021		
City / **State** / **Zip Code**	**Site Contact**	**Lab Contact**	
Germantown / MD / 20874	Walt Pagan	Pat O'Meara	
Project Name and Location (State)	**Carrier/Waybill Number**		
Meaton State Airport			
Contract/Purchase Order/Quote No.			

Sample I.D. No. and Description (Containers for each sample may be combined on one line)	Date	Time	Matrix: Air	Aqueous	Sed.	Soil	Containers & Preservatives: Unpres.	H2SO4	HNO3	HCl	NaOH	ZnAc/NaOH	Analysis: VOCs	TAL Metals	Diss metals	1,4 Dioxane	Hex Chrom	Special Instructions/ Conditions of Receipt
TB-080708	8-7-08	0730		X						X			X					
MSA-MW26S-080708		1045		X			X		X	X			X	X	X	X	X	
MSA-MW19I-080708		1146		X			X		X	X			X	X	X	X	X	
MSA-MW26D-080708		1255		X			X		X	X			X	X	X	X	X	
MSA-MW19D-080708		1414		X			X		X	X			X	X	X	X	X	
MSA-MW26I-080708	↓	1415		X			X		X	X			X	X	X	X	X	

Possible Hazard Identification
☐ Non-Hazard ☐ Flammable ☐ Skin Irritant ☐ Poison B ☐ Unknown

Sample Disposal
☐ Return To Client ☐ Disposal By Lab ☐ Archive For _____ Months
(A fee may be assessed if samples are retained longer than 1 month)

Turn Around Time Required
☐ 24 Hours ☐ 48 Hours ☐ 7 Days ☐ 14 Days ☐ 21 Days ☐ Other _____

QC Requirements (Specify)

	Date	Time		Date	Time
1. Relinquished By: Walt Pagan	8-7-08	1700	1. Received By: Diana Mangum	8/8/08	900
2. Relinquished By			2. Received By		
3. Relinquished By			3. Received By		

Comments

DISTRIBUTION: WHITE - Returned to Client with Report; CANARY - Stays with the Sample; PINK - Field Copy

North Canton

TestAmerica Cooler Receipt Form/Narrative **Lot Number:** 480088117
North Canton Facility

Client Tetra Tech Project _____ By: Alaina Mangun
Cooler Received on 8/8/08 Opened on 8/8/08 (Signature)
FedEx [X] UPS [ ] DHL [ ] FAS [ ] Stetson [ ] Client Drop Off [ ] TestAmerica Courier [ ] Other _____
TestAmerica Cooler # _____ Multiple Coolers [X] Foam Box [ ] Client Cooler [ ] Other _____

1. Were custody seals on the outside of the cooler(s)? Yes [X] No [ ] Intact? Yes [X] No [ ] NA [ ]
   If YES, Quantity 4
   Were custody seals on the outside of cooler(s) signed and dated? Yes [X] No [ ] NA [ ]
   Were custody seals on the bottle(s)? Yes [ ] No [X]
   If YES, are there any exceptions? _____
2. Shippers' packing slip attached to the cooler(s)? Yes [X] No [ ]
3. Did custody papers accompany the sample(s)? Yes [X] No [ ] Relinquished by client? Yes [X] No [ ]
4. Were the custody papers signed in the appropriate place? Yes [X] No [ ]
5. Packing material used: Bubble Wrap [ ] Foam [ ] None [ ] Other _____
6. Cooler temperature upon receipt 0.0 °C See back of form for multiple coolers/temps [X]
   METHOD: IR [X] Other [ ] _____
   COOLANT: Wet Ice [X] Blue Ice [ ] Dry Ice [ ] Water [ ] None [ ]
7. Did all bottles arrive in good condition (Unbroken)? Yes [X] No [X]
8. Could all bottle labels be reconciled with the COC? Yes [X] No [ ]
9. Were sample(s) at the correct pH upon receipt? Yes [X] No [ ] NA [ ]
10. Were correct bottle(s) used for the test(s) indicated? Yes [X] No [ ]
11. Were air bubbles >6 mm in any VOA vials? Yes [ ] No [X] NA [ ]
12. Sufficient quantity received to perform indicated analyses? Yes [X] No [ ]
13. Was a trip blank present in the cooler(s)? Yes [X] No [ ] Were VOAs on the COC? Yes [X] No [ ]

Contacted PM _____ Date _____ by _____ via Verbal [ ] Voice Mail [ ] Other [ ]
Concerning _____

14. CHAIN OF CUSTODY

The following discrepancies occurred:

_____

_____

_____

_____

_____

_____

15. SAMPLE CONDITION

Sample(s) _____ were received after the recommended holding time had expired.
Sample(s) MW26I (1x L amber) were received in a broken container.
Sample(s) _____ were received with bubble >6 mm in diameter. (Notify PM)

16. SAMPLE PRESERVATION

Sample(s) 26S were further preserved in sample receiving
to meet recommended pH level(s). *Nitric Acid Lot#* 113007-HNO_3; *Sulfuric Acid Lot#* 031808-H_2SO_4; *Sodium Hydroxide Lot#* 073007 -*NaOH; Hydrochloric Acid Lot#* 092006-*HCl; Sodium Hydroxide and Zinc Acetate Lot#* 050205-$(CH_3COO)_2ZN$/*NaOH.*
What time was preservative added to sample(s)? _____

Client ID	pH	Date	Initials
26S	<2 <2	8/8/08	AM
19I	<2 <2	"	"
26D	<2 <2	"	"
19D	<2 <2	"	"
26I	<2 <2	"	"

TestAmerica Cooler Receipt Form/Narrative
North Canton Facility

Client ID	pH	Date	Initials

Cooler #	Temp. °C	Method	Coolant
CH #1	0.0	IR	wet ice
CH #2	2.5	"	"

Discrepancies Cont'd:

Chain of Custody Record

Temperature on Receipt _____

Drinking Water? Yes ☐ No ☐

TestAmerica
THE LEADER IN ENVIRONMENTAL TESTING

TAL-4124 (1007)

Client	Project Manager	Date	Chain of Custody Number
Tetra Tech NUS	Tony Aparavage	8-8-08	093932
Address	**Telephone Number (Area Code)/Fax Number**	**Lab Number**	**Page** 1 of 1
20251 Century Blvd STE 200	(301) 528-3021		
City / **State** / **Zip Code**	**Site Contact**	**Lab Contact**	
Germantown / MD / 20874	Walt Payne	Pat O'Meara	
Project Name and Location (State)	**Carrier/Waybill Number**		
Martin State Airport			
Contract/Purchase Order/Quote No.			

Sample I.D. No. and Description (Containers for each sample may be combined on one line)	Date	Time	Matrix: Air	Aqueous	Sed.	Soil	Containers & Preservatives: Unpres.	H2SO4	HNO3	HCl	NaOH	ZnAc/NaOH	Analysis: VOCs	TAL metals	Diss metals	1,4 Dioxane	Hex Chrom
TB-080808	8-8-08	0730		X						X			X				
DMW-21I-080808		1015		X			X		X	X			X	X	X	X	X
DMW-28I-080808		1036		X			X		X	X			X	X	X	X	X
DMW-21D-080808		1205		X			X		X	X			X	X	X	X	X
DMW-27 Deep-080808		1221		X			X		X	X			X	X	X	X	X
DMW-10S-080808		1400		X			X		X	X			X	X	X	X	X
DMW-29 Deep-080808		1527		X			X		X	X			X	X	X	X	X

Special Instructions/ Conditions of Receipt

Possible Hazard Identification
☐ Non-Hazard ☐ Flammable ☐ Skin Irritant ☐ Poison B ☐ Unknown

Sample Disposal
☐ Return To Client ☐ Disposal By Lab ☐ Archive For _____ Months
(A fee may be assessed if samples are retained longer than 1 month)

Turn Around Time Required
☐ 24 Hours ☐ 48 Hours ☐ 7 Days ☐ 14 Days ☐ 21 Days ☐ Other_____

QC Requirements (Specify)

	Date	Time		Date	Time
1. Relinquished By: Walt Payne	8-8-08	1630	1. Received By	8-9-08	0915
2. Relinquished By			2. Received By		
3. Relinquished By			3. Received By		

Comments

DISTRIBUTION: WHITE - Returned to Client with Report; CANARY - Stays with the Sample; PINK - Field Copy

North Canton

TestAmerica Cooler Receipt Form/Narrative **Lot Number:** 480901dc
North Canton Facility

Client Tetra Tech Project _____ By: _____
Cooler Received on 8-9-08 Opened on 8-9-08 (Signature)
FedEx ☑ UPS ☐ DHL ☐ FAS ☐ Stetson ☐ Client Drop Off ☐ TestAmerica Courier ☐ Other _____
TestAmerica Cooler # _____ Multiple Coolers ☑ Foam Box ☐ Client Cooler ☐ Other _____

1. Were custody seals on the outside of the cooler(s)? Yes ☑ No ☐ Intact? Yes ☑ No ☐ NA ☐
   If YES, Quantity 2 4
   Were custody seals on the outside of cooler(s) signed and dated? Yes ☑ No ☐ NA ☐
   Were custody seals on the bottle(s)? Yes ☐ No ☑
   If YES, are there any exceptions? _____
2. Shippers' packing slip attached to the cooler(s)? Yes ☑ No ☐
3. Did custody papers accompany the sample(s)? Yes ☑ No ☐ Relinquished by client? Yes ☑ No ☐
4. Were the custody papers signed in the appropriate place? Yes ☑ No ☐
5. Packing material used: Bubble Wrap ☑ Foam ☐ None ☐ Other _____
6. Cooler temperature upon receipt _____ °C See back of form for multiple coolers/temps ☑
   METHOD: IR ☑ Other ☐ _____
   COOLANT: Wet Ice ☑ Blue Ice ☐ Dry Ice ☐ Water ☐ None ☐
7. Did all bottles arrive in good condition (Unbroken)? Yes ☑ No ☐
8. Could all bottle labels be reconciled with the COC? Yes ☑ No ☐
9. Were sample(s) at the correct pH upon receipt? Yes ☑ No ☐ NA ☐
10. Were correct bottle(s) used for the test(s) indicated? Yes ☑ No ☐
11. Were air bubbles >6 mm in any VOA vials? Yes ☑ No ☐ NA ☐
12. Sufficient quantity received to perform indicated analyses? Yes ☑ No ☐
13. Was a trip blank present in the cooler(s)? Yes ☑ No ☐ Were VOAs on the COC? Yes ☑ No ☐

Contacted PM _____ Date _____ by _____ via Verbal ☐ Voice Mail ☐ Other ☐
Concerning _____

14. CHAIN OF CUSTODY

The following discrepancies occurred:

15. SAMPLE CONDITION

Sample(s) _____ were received after the recommended holding time had expired.
Sample(s) _____ were received in a broken container.
Sample(s) 2x40 TB were received with bubble >6 mm in diameter. (Notify PM)

16. SAMPLE PRESERVATION

Sample(s) _____ were further preserved in sample receiving to meet recommended pH level(s). *Nitric Acid Lot# 113007-HNO_3; Sulfuric Acid Lot# 031808-H_2SO_4; Sodium Hydroxide Lot# 073007 -NaOH; Hydrochloric Acid Lot# 092006-HCl; Sodium Hydroxide and Zinc Acetate Lot# 050205-$(CH_3COO)_2ZN$/NaOH.*
What time was preservative added to sample(s)? _____

Client ID	pH	Date	Initials
21I	<2 <2	8-9-08	NS
25I	<2 <2		
31D	<2 <2		
27Deep	<2 <2		
105	<2 <2		
29Deep	<2 <2		

TestAmerica Cooler Receipt Form/Narrative
North Canton Facility

Client ID	pH	Date	Initials

Cooler #	Temp. °C	Method	Coolant
No#	2.3	IR	Wet
No#	1.4	IR	Wet

Discrepancies Cont'd:

TestAmerica
THE LEADER IN ENVIRONMENTAL TESTING

TestAmerica Laboratories, Inc.

ANALYTICAL REPORT

MARTIN STATE AIRPORT
SDG #: 8H07118

Michael Martin

Tetra Tech NUS Inc
20251 Century Blvd
Suite 200
Germantown, MD 20874

TESTAMERICA LABORATORIES, INC.



Patrick J. O'Meara
Project Manager

August 27, 2008

CASE NARRATIVE

8H07118

The following report contains the analytical results for eleven water samples and nine quality control samples submitted to TestAmerica North Canton by Tetra Tech NUS Inc. from the Martin State Airport Site. The samples were received August 07, 2008, August 08, 2008 and August 09, 2008, according to documented sample acceptance procedures.

This SDG consists of (3) laboratory ID's: A8H070118, A8H080117, and A8H090106.

TestAmerica utilizes USEPA approved methods in all analytical work. The samples presented in this report were analyzed for the parameter(s) listed on the analytical methods summary page in accordance with the method(s) indicated. Preliminary results were provided to Michael Martin, Tobrena Skeen, and Tony Apanavage on August 21, 2008, and August 22, 2008. A summary of QC data for these analyses is included at the back of the report.

TestAmerica North Canton attests to the validity of the laboratory data generated by TestAmerica facilities reported herein. All analyses performed by TestAmerica facilities were done using established laboratory SOPs that incorporate QA/QC procedures described in the applicable methods. TestAmerica's operations groups have reviewed the data for compliance with the laboratory QA/QC plan, and data have been found to be compliant with laboratory protocols unless otherwise noted below.

Any reference within this document to Severn Trent Laboratories, Inc. or STL, should be understood to refer to TestAmerica Laboratories, Inc. (formerly known as Severn Trent Laboratories, Inc.)

The test results in this report meet all NELAP requirements for parameters for which accreditation is required or available. Any exceptions to NELAP requirements are noted in this report. Pursuant to NELAP, this report may not be reproduced, except in full, without the written approval of the laboratory.

Please refer to the Quality Control Elements Narrative following this case narrative for additional quality control information.

If you have any questions, please call the Project Manager, Patrick J. O'Meara, at 330-497-9396.

This report is sequentially paginated. The final page of the report is labeled as "END OF REPORT."

CASE NARRATIVE (continued)

SUPPLEMENTAL QC INFORMATION

SAMPLE RECEIVING

The coolers were received at temperatures ranging from 0.0 to 2.6°C.

GC/MS VOLATILES

The sample(s) that contained concentrations of target analyte(s) at a reportable level in the associated Method Blank(s) were flagged with "B". All target analytes in the Method Blank must be below the reporting limit (RL) or the associated sample(s) must be ND with the exception of common laboratory contaminants.

The sample(s) that contain results between the MDL and the RL were flagged with "J". There is a possibility of false positive or mis-identification at these quantitation levels. In analytical methods requiring confirmation of the analyte reported, confirmation was performed only down to the standard reporting limit (SRL). The acceptance criteria for QC samples may not be met at these quantitation levels.

2-Chloroethyl vinyl ether cannot be reliably recovered in an acid preserved sample.

GC/MS SEMIVOLATILES

The matrix spike/matrix spike duplicate(s) for batch(es) 8220251 had RPD's and recoveries outside acceptance limits. However, since the associated method blank(s) and laboratory control sample(s) were in control, no corrective action was necessary.

METALS

The sample(s) that contain results between the MDL and the RL were flagged with "B". There is the possibility of false positive or mis-identification at these quantitation levels. The acceptance criteria for the ICB, CCB, and Method Blank are +/- the standard reporting limit (SRL).

The sample(s) that contained concentrations of target analyte(s) at a reportable level in the associated Method Blank(s) were flagged with "J". Refer to the sample report pages for the affected analyte(s).

Matrix spike recovery and relative percent difference (RPD) data were not calculated for some analytes for MSA-MW26S-080708 and DMW-21I-080808 due to the sample concentration reading greater than four times the spike amount. See the Matrix Spike

Report for the affected analytes which will be flagged with "NC, MSB".

CASE NARRATIVE (continued)

METALS (continued)

The matrix spike/matrix spike duplicate(s) for MSA-MW26S-080708 had recoveries outside acceptance limits. However, since the associated method blank(s) and laboratory control sample(s) were in control, no corrective action was necessary.

No ICP MS Form IX was provided for batch(es) 8225076. The serial dilution was performed on a different sample from the same QC batch(es).

GENERAL CHEMISTRY

The sample(s) that contain results between the MDL and the RL were flagged with "B". There is the possibility of false positive or mis-identification at these quantitation levels. The acceptance criteria for the ICB, CCB, and Method Blank are +/- the standard reporting limit (SRL).

The matrix spike/matrix spike duplicate(s) for DMW-28I-080808 had recoveries outside acceptance limits. However, since the associated method blank(s) and laboratory control sample(s) were in control, no corrective action was necessary.

QUALITY CONTROL ELEMENTS NARRATIVE

TestAmerica North Canton conducts a quality assurance/quality control (QA/QC) program designed to provide scientifically valid and legally defensible data. Toward this end, several types of quality control indicators are incorporated into the QA/QC program, which is described in detail in QA Policy, QA-003. These indicators are introduced into the sample testing process to provide a mechanism for the assessment of the analytical data.

QC BATCH

Environmental samples are taken through the testing process in groups called QUALITY CONTROL BATCHES (QC batches). A QC batch contains up to twenty environmental samples of a similar matrix (water, soil) that are processed using the same reagents and standards. TestAmerica North Canton requires that each environmental sample be associated with a QC batch.

Several quality control samples are included in each QC batch and are processed identically to the twenty environmental samples.

For SW846/RCRA methods, QC samples include a METHOD BLANK (MB), a LABORATORY CONTROL SAMPLE (LCS) and, where appropriate, a MATRIX SPIKE/MATRIX SPIKE DUPLICATE (MS/MSD) pair or a MATRIX SPIKE/SAMPLE DUPLICATE (MS/DU) pair. If there is insufficient sample to perform an MS/MSD or an MS/DU, then a LABORATORY CONTROL SAMPLE DUPLICATE (LCSD) is included in the QC batch.

For 600 series/CWA methods, QC samples include a METHOD BLANK (MB), a LABORATORY CONTROL SAMPLE (LCS) and, where appropriate, a MATRIX SPIKE (MS). An MS is prepared and analyzed at a 10% frequency for GC Methods and at a 5% frequency for GC/MS methods.

LABORATORY CONTROL SAMPLE

The Laboratory Control Sample is a QC sample that is created by adding known concentrations of a full or partial set of target analytes to a matrix similar to that of the environmental samples in the QC batch. Multi peak responders may not be included in the target spike list due to co-elution. The LCS analyte recovery results are used to monitor the analytical process and provide evidence that the laboratory is performing the method within acceptable guidelines. All control analytes indicated by a bold type in the LCS must meet acceptance criteria. Failure to meet the established recovery guidelines requires the repreparation and reanalysis of all samples in the QC batch. Comparison of only the failed parameters from the first batch are evaluated. The only exception to the rework requirement is that if the LCS recoveries are biased high and the associated sample is ND (non-detected) for the parameter(s) of interest, the batch is acceptable.

At times, a Laboratory Control Sample Duplicate (LCSD) is also included in the QC batch. An LCSD is a QC sample that is created and handled identically to the LCS. Analyte recovery data from the LCSD is assessed in the same way as that of the LCS. The LCSD recoveries, together with the LCS recoveries, are used to determine the reproducibility (precision) of the analytical system. Precision data are expressed as relative percent differences (RPDs). If the RPD fails for an LCS/LCSD and yet the recoveries are within acceptance criteria, the batch is still acceptable.

METHOD BLANK

The Method Blank is a QC sample consisting of all the reagents used in analyzing the environmental samples contained in the QC batch. Method Blank results are used to determine if interference or contamination in the analytical system could lead to the reporting of false positive data or elevated analyte concentrations. All target analytes must be below the reporting limits (RL) or the associated sample(s) must be ND except under the following circumstances:

- Common organic contaminants may be present at concentrations up to 5 times the reporting limits. Common metals contaminants may be present at concentrations up to 2 times the reporting limit, or the reported blank concentration must be twenty fold less than the concentration reported in the associated environmental samples. (See common laboratory contaminants listed in the table.)

Volatile (GC or GC/MS)	Semivolatile (GC/MS)	Metals ICP-MS	Metals ICP Trace
Methylene Chloride, Acetone, 2-Butanone	Phthalate Esters	Copper, Iron, Zinc, Lead, Calcium, Magnesium, Potassium, Sodium, Barium, Chromium, Manganese	Copper, Iron, Zinc, Lead

- Organic blanks will be accepted if compounds detected in the blank are present in the associated samples at levels 10 times the blank level. Inorganic blanks will be accepted if elements detected in the blank are present in the associated samples at 20 times the blank level.

- Blanks will be accepted if the compounds/elements detected are not present in any of the associated environmental samples.

Failure to meet these Method Blank criteria requires the repreparation and reanalysis of all samples in the QC batch.

MATRIX SPIKE/MATRIX SPIKE DUPLICATE

A Matrix Spike and a Matrix Spike Duplicate are a pair of environmental samples to which known concentrations of a full or partial set of target analytes are added. The MS/MSD results are determined in the same manner as the results of the environmental sample used to prepare the MS/MSD. The analyte recoveries and the relative percent differences (RPDs) of the recoveries are calculated and used to evaluate the effect of the sample matrix on the analytical results. Due to the potential variability of the matrix of each sample, the MS/MSD results may not have an immediate bearing on any samples except the one spiked; therefore, the associated batch MS/MSD may not reflect the same compounds as the samples contained in the analytical report. When these MS/MSD results fail to meet acceptance criteria, the data is evaluated. If the LCS is within acceptance criteria, the batch is considered acceptable.

For certain methods, a Matrix Spike/Sample Duplicate (MS/DU) may be included in the QC batch in place of the MS/MSD. For the parameters (i.e. pH, ignitability) where it is not possible to prepare a spiked sample, a Sample Duplicate may be included in the QC batch. However, a Sample Duplicate is less likely to provide usable precision statistics depending on the likelihood of finding concentrations below the standard reporting limit. When the Sample Duplicate result fails to meet acceptance criteria, the data is evaluated.

For certain methods (600 series methods/CWA), a Matrix Spike is required in place of a Matrix Spike/Matrix Spike Duplicate (MS/MSD) or Matrix Spike/Sample Duplicate (MS/DU).

The acceptance criteria do not apply to samples that are diluted.

SURROGATE COMPOUNDS

In addition to these batch-related QC indicators, each organic environmental and QC sample is spiked with surrogate compounds. Surrogates are organic chemicals that behave similarly to the analytes of interest and that are rarely present in the environment. Surrogate recoveries are used to monitor the individual performance of a sample in the analytical system.

If surrogate recoveries are biased high in the LCS, LCSD, or the Method Blank, and the associated sample(s) are ND, the batch is acceptable. Otherwise, if the LCS, LCSD, or Method Blank surrogate(s) fail to meet recovery criteria, the entire sample batch is reprepared and reanalyzed. If the surrogate recoveries are outside criteria for environmental samples, the samples will be reprepared and reanalyzed unless there is objective evidence of matrix interference or if the sample dilution is greater than the threshold outlined in the associated method SOP.

The acceptance criteria do not apply to samples that are diluted. All other surrogate recoveries will be reported.

For the GC/MS BNA methods, the surrogate criterion is that two of the three surrogates for each fraction must meet acceptance criteria. The third surrogate must have a recovery of ten percent or greater.

For the Pesticide and PCB methods, the surrogate criterion is that one of two surrogate compounds must meet acceptance criteria. The second surrogate must have a recovery of 10% or greater.

TestAmerica

THE LEADER IN ENVIRONMENTAL TESTING

GCMS VOLATILE DATA

5A

VOLATILE ORGANIC GC/MS TUNING AND MASS CALIBRATION - BROMOFLUOROBENZENE (BFB)

Lab Name: NORTH CANTON Contract:

Lab Code: TALCAN Case No.: SAS No.: SDG No.: 8H07118

Lab File ID: BFB2982 BFB Injection Date: 07/31/08

Instrument ID: A3UX10 BFB Injection Time: 1217

Matrix: (soil/water) WATER Level: (low/med) LOW Column: (pack/cap) CAP

m/e	ION ABUNDANCE CRITERIA	% RELATIVE ABUNDANCE
50	15.0 - 40.0% of mass 95	15.0
75	30.0 - 60.0% of mass 95	46.6
95	Base Peak, 100% relative abundance	100.0
96	5.0 - 9.0% of mass 95	6.8
173	Less than 2.0% of mass 174	0.0 (0.0)1
174	50.0 - 100.0% of mass 95	87.2
175	5.0 - 9.0% of mass 174	6.5 (7.4)1
176	Greater than 95.0%, but less than 101.0% of mass 174	83.5 (95.7)1
177	5.0 - 9.0% of mass 176	5.7 (6.8)2

1-Value is % of mass 174 2-Value is % of mass 176

THIS TUNE APPLIES TO THE FOLLOWING SAMPLES, MS, MSD, BLANKS, AND STANDARDS:

	EPA SAMPLE NO.	LAB SAMPLE ID	LAB FILE ID	DATE ANALYZED	TIME ANALYZED
01	VSTD040	200NG-IC	UXX4527	07/31/08	1240
02	VSTD020	100NG-IC	UXX4528	07/31/08	1302
03	VSTD010	50NG-IC	UXX4529	07/31/08	1323
04	VSTD005	25NG-IC	UXX4530	07/31/08	1344
05	VSTD002	10NG-IC	UXX4531	07/31/08	1406
06	VSTD001	5NG-IC	UXX4532	07/31/08	1427
07	VSTD040	200NG-A9IC	UXX4534	07/31/08	1526
08	VSTD020	100NG-A9IC	UXX4535	07/31/08	1547
09	VSTD010	50NG-A9IC	UXX4536	07/31/08	1609
10	VSTD005	25NG-A9IC	UXX4537	07/31/08	1631
11	VSTD002	10NG-A9IC	UXX4538	07/31/08	1652
12	VSTD001	5NG-A9IC	UXX4539	07/31/08	1713
13					
14					
15					
16					
17					
18					
19					
20					
21					
22					

Report Date : 01-Aug-2008 11:49

STL Inc North Canton

INITIAL CALIBRATION DATA

Start Cal Date : 31-JUL-2008 12:40
End Cal Date : 31-JUL-2008 17:13
Quant Method : ISTD
Target Version : 4.14
Integrator : HP RTE
Method file : \\cansvr11\dd\chem\MSV\a3ux10.i\P80731A-IC.b\8260LLUX10.m
Last Edit : 01-Aug-2008 11:39 quayler

Calibration File Names:
Level 1: \\cansvr11\dd\chem\MSV\a3ux10.i\P80731A-IC.b\UXX4539.D
Level 2: \\cansvr11\dd\chem\MSV\a3ux10.i\P80731A-IC.b\UXX4538.D
Level 3: \\cansvr11\dd\chem\MSV\a3ux10.i\P80731A-IC.b\UXX4537.D
Level 4: \\cansvr11\dd\chem\MSV\a3ux10.i\P80731A-IC.b\UXX4536.D
Level 5: \\cansvr11\dd\chem\MSV\a3ux10.i\P80731A-IC.b\UXX4535.D
Level 6: \\cansvr11\dd\chem\MSV\a3ux10.i\P80731A-IC.b\UXX4534.D

Compound	5.0000 Level 1	10.0000 Level 2	25.0000 Level 3	50.0000 Level 4	100.0000 Level 5	200.0000 Level 6	Curve	Coefficients b	m1	m2	%RSD or R^2
8 Dichlorodifluoromethane	0.22629	0.24181	0.23880	0.21924	0.22781	0.23321	AVRG		0.23119		3.63473
9 Chloromethane	0.34398	0.35200	0.31615	0.32197	0.31500	0.31480	AVRG		0.32732		5.01748
10 Vinyl Chloride	0.33425	0.33380	0.32446	0.31555	0.30977	0.30773	AVRG		0.32093		3.64223
11 Bromomethane	0.17825	0.17349	0.17503	0.16258	0.15505	0.16053	AVRG		0.16749		5.57506
12 Chloroethane	0.21203	0.20114	0.19876	0.18981	0.19096	0.18969	AVRG		0.19706		4.46858
13 Trichlorofluoromethane	0.28927	0.27140	0.28148	0.25289	0.24683	0.26483	AVRG		0.26778		6.09539
14 Dichlorofluoromethane	0.45698	0.42138	0.42578	0.37771	0.41396	0.41541	AVRG		0.41854		6.07803
15 Acrolein	0.03609	0.03560	0.03450	0.03559	0.03680	0.03500	AVRG		0.03560		2.26065
16 Acetone	41806	63786	142284	255166	500239	978106	WLINR	-0.15176	0.07443		0.99992
17 1,1-Dichloroethene	0.25807	0.25134	0.24540	0.26229	0.24247	0.24758	AVRG		0.25119		3.04808
18 Freon-113	0.18043	0.18040	0.19514	0.19890	0.18197	0.18731	AVRG		0.18736		4.26477
19 Iodomethane	0.39836	0.40687	0.39992	0.41846	0.38893	0.38553	AVRG		0.39968		3.00675
20 Carbon Disulfide	0.73096	0.73744	0.75951	0.78480	0.71362	0.73000	AVRG		0.74272		3.42094
21 Methylene Chloride	0.36151	0.33874	0.30960	0.31526	0.29505	0.28801	AVRG		0.31803		8.69958

Report Date : 01-Aug-2008 11:49

STL Inc North Canton

INITIAL CALIBRATION DATA

Start Cal Date : 31-JUL-2008 12:40
End Cal Date : 31-JUL-2008 17:13
Quant Method : ISTD
Target Version : 4.14
Integrator : HP RTE
Method file : \\cansvr11\dd\chem\MSV\a3ux10.i\P80731A-IC.b\8260LLUX10.m
Last Edit : 01-Aug-2008 11:39 quayler

	Compound	5.0000 Level 1	10.0000 Level 2	25.0000 Level 3	50.0000 Level 4	100.0000 Level 5	200.0000 Level 6	Curve	Coefficients b	m1	m2	%RSD or R^2
	22 Acetonitrile	0.03826	0.03350	0.03204	0.03115	0.03035	0.02895	AVRG		0.03238		10.09259
	23 Acrylonitrile	0.09191	0.09581	0.09455	0.09634	0.09810	0.09615	AVRG		0.09548		2.18632
	24 Methyl tert-butyl ether	0.65331	0.65880	0.67423	0.73370	0.71407	0.69520	AVRG		0.68822		4.62496
	25 trans-1,2-Dichloroethene	0.27264	0.28717	0.28882	0.29712	0.28616	0.28267	AVRG		0.28576		2.81023
	26 Hexane	0.04149	0.04647	0.05622	0.05948	0.05536	0.05706	AVRG		0.05268		13.39420
	27 Vinyl acetate	0.27332	0.29605	0.33524	0.33829	0.38241	0.39013	AVRG		0.33591		13.71615
	28 1,1-Dichloroethane	0.43522	0.45559	0.45890	0.46829	0.46409	0.45669	AVRG		0.45646		2.50985
	29 tert-Butyl Alcohol	0.01875	0.01887	0.01935	0.02007	0.01969	0.01744	AVRG		0.01903		4.84605
	30 2-Butanone	0.11010	0.10179	0.09745	0.09684	0.09512	0.09327	AVRG		0.09910		6.15316
M	31 1,2-Dichloroethene (total)	0.26841	0.28647	0.28464	0.29678	0.28664	0.28145	AVRG		0.28406		3.25055
	32 cis-1,2-dichloroethene	0.26418	0.28576	0.28046	0.29643	0.28711	0.28022	AVRG		0.28236		3.78380
	33 2,2-Dichloropropane	0.26944	0.29261	0.30931	0.32335	0.31361	0.30728	AVRG		0.30260		6.30209
	34 Bromochloromethane	0.12690	0.14509	0.13851	0.14545	0.14161	0.13583	AVRG		0.13890		5.01010
	35 Chloroform	0.41217	0.42668	0.42306	0.44283	0.43387	0.42755	AVRG		0.42769		2.40863
	36 Tetrahydrofuran	0.06881	0.06613	0.06763	0.06857	0.06657	0.06349	AVRG		0.06687		2.93685
	37 1,1,1-Trichloroethane	0.34172	0.35117	0.36844	0.37971	0.35892	0.35734	AVRG		0.35955		3.68689
	38 1,1-Dichloropropene	0.30478	0.30795	0.32449	0.33830	0.33212	0.32620	AVRG		0.32231		4.12750
	39 Carbon Tetrachloride	0.29457	0.30192	0.31300	0.32969	0.31745	0.32603	AVRG		0.31378		4.33986
	40 1,2-Dichloroethane	0.31715	0.31243	0.31132	0.31973	0.31673	0.30807	AVRG		0.31424		1.38477
	41 Benzene	1.10339	1.09708	1.06053	1.10485	1.07935	1.06059	AVRG		1.08430		1.89088
	42 Trichloroethene	0.27927	0.27565	0.26316	0.28491	0.27495	0.26987	AVRG		0.27464		2.73618
	43 1,2-Dichloropropane	0.24291	0.24275	0.24781	0.25905	0.25473	0.24993	AVRG		0.24953		2.60031

Report Date : 01-Aug-2008 11:49

STL Inc North Canton

INITIAL CALIBRATION DATA

Start Cal Date : 31-JUL-2008 12:40
End Cal Date : 31-JUL-2008 17:13
Quant Method : ISTD
Target Version : 4.14
Integrator : HP RTE
Method file : \\cansvr11\dd\chem\MSV\a3ux10.i\P80731A-IC.b\8260LLUX10.m
Last Edit : 01-Aug-2008 11:39 quayler

	Compound	5.0000 Level 1	10.0000 Level 2	25.0000 Level 3	50.0000 Level 4	100.0000 Level 5	200.0000 Level 6	Curve	Coefficients b	Coefficients m1	Coefficients m2	%RSD or R^2	
	44 1,4-Dioxane	0.00225	0.00254	0.00244	0.00264	0.00270	0.00239	AVRG		0.00249		6.66932	<-
	45 Dibromomethane	0.13571	0.14367	0.14499	0.15027	0.14757	0.14325	AVRG		0.14424		3.42618	
	46 Bromodichloromethane	0.26727	0.27766	0.29308	0.30879	0.31018	0.30758	AVRG		0.29410		6.17266	
	47 2-Chloroethyl vinyl ether	0.10156	0.10752	0.11345	0.12293	0.13624	0.13924	AVRG		0.12016		12.79080	
	48 cis-1,3-Dichloropropene	0.31652	0.32277	0.35324	0.38452	0.39418	0.39651	AVRG		0.36129		9.91369	
	49 4-Methyl-2-pentanone	0.16787	0.17462	0.18658	0.19327	0.20503	0.20137	AVRG		0.18812		7.82010	
	50 Toluene	1.28705	1.35579	1.44118	1.51337	1.48776	1.48848	AVRG		1.42894		6.24127	
	51 trans-1,3-Dichloropropene	0.36897	0.37739	0.39881	0.44370	0.44711	0.45754	AVRG		0.41559		9.29373	
	52 Ethyl Methacrylate	27221	67720	191899	413703	907500	1797708	WLINR	0.04083	0.36611		0.99969	
	53 1,1,2-Trichloroethane	0.28184	0.29734	0.29265	0.30682	0.29302	0.28662	AVRG		0.29305		2.95650	
	54 1,3-Dichloropropane	0.49153	0.50059	0.50910	0.53279	0.52005	0.51404	AVRG		0.51135		2.84213	
	55 Tetrachloroethene	0.30337	0.28919	0.29155	0.30542	0.29739	0.29613	AVRG		0.29717		2.14347	
	56 2-Hexanone	0.14263	0.14808	0.15249	0.15737	0.16796	0.16655	AVRG		0.15585		6.48032	
	57 Dibromochloromethane	0.25364	0.28123	0.29091	0.31060	0.31554	0.31885	AVRG		0.29513		8.50511	
	58 1,2-Dibromoethane	0.27922	0.27965	0.28716	0.30588	0.30143	0.29309	AVRG		0.29107		3.81532	
	59 Chlorobenzene	0.99250	0.94802	0.98135	1.02027	0.99650	0.99171	AVRG		0.98839		2.38973	
	60 1,1,1,2-Tetrachloroethane	0.33903	0.35055	0.34742	0.37134	0.36194	0.35512	AVRG		0.35423		3.20373	
	61 Ethylbenzene	0.45528	0.46564	0.49425	0.52507	0.52663	0.53325	AVRG		0.50002		6.72688	
	62 m + p-Xylene	0.56703	0.59544	0.64129	0.67925	0.66808	0.68729	AVRG		0.63973		7.61830	
M	63 Xylenes (total)	0.57274	0.59819	0.64373	0.68713	0.67469	0.68717	AVRG		0.64394		7.55738	
	64 Xylene-o	0.58416	0.60369	0.64860	0.70288	0.68790	0.68693	AVRG		0.65236		7.52355	
	65 Styrene	0.91231	0.97902	1.08018	1.17121	1.17228	1.18044	AVRG		1.08257		10.54832	

Report Date : 01-Aug-2008 11:49

STL Inc North Canton

INITIAL CALIBRATION DATA

Start Cal Date : 31-JUL-2008 12:40
End Cal Date : 31-JUL-2008 17:13
Quant Method : ISTD
Target Version : 4.14
Integrator : HP RTE
Method file : \\cansvr11\dd\chem\MSV\a3ux10.i\P80731A-IC.b\8260LLUX10.m
Last Edit : 01-Aug-2008 11:39 quayler

Compound	5.0000 Level 1	10.0000 Level 2	25.0000 Level 3	50.0000 Level 4	100.0000 Level 5	200.0000 Level 6	Curve	Coefficients b	Coefficients m1	Coefficients m2	%RSD or R^2
66 Bromoform	0.17720	0.19823	0.21176	0.22951	0.23335	0.23650	AVRG		0.21443		10.89265
67 Isopropylbenzene	1.19742	1.30858	1.43939	1.52960	1.50887	1.52401	AVRG		1.41798		9.61991
68 1,1,2,2-Tetrachloroethane	0.69723	0.72013	0.74202	0.76582	0.75943	0.71585	AVRG		0.73341		3.65667
69 1,4-Dichloro-2-butene	8896	19371	57945	133256	271542	560636	WLINR	0.04945	0.18413		0.99899
70 1,2,3-Trichloropropane	0.21702	0.21841	0.22029	0.22756	0.22311	0.20843	AVRG		0.21914		2.94057
71 Bromobenzene	0.70474	0.71333	0.73981	0.77058	0.78422	0.75198	AVRG		0.74411		4.20166
72 n-Propylbenzene	0.62012	0.68145	0.77890	0.83545	0.84571	0.82136	AVRG		0.76383		12.11421
73 2-Chlorotoluene	0.61632	0.66545	0.71410	0.75987	0.76506	0.72235	AVRG		0.70719		8.09854
74 1,3,5-Trimethylbenzene	1.93924	2.13190	2.38864	2.54648	2.61850	2.50311	AVRG		2.35464		11.26509
75 4-Chlorotoluene	0.66695	0.69667	0.75008	0.78147	0.77721	0.74927	AVRG		0.73694		6.20363
76 tert-Butylbenzene	1.92118	2.05468	2.14586	2.24643	2.29850	2.20908	AVRG		2.14596		6.46399
77 1,2,4-Trimethylbenzene	2.10511	2.23088	2.52660	2.68887	2.70339	2.57942	AVRG		2.47238		10.03615
78 sec-Butylbenzene	2.56296	2.61343	3.03646	3.25899	3.26826	3.14927	AVRG		2.98156		10.61732
79 4-Isopropyltoluene	2.06954	2.27677	2.60890	2.80355	2.83000	2.71296	AVRG		2.55029		12.12654
80 1,3-Dichlorobenzene	1.48290	1.48864	1.53763	1.57387	1.56340	1.48401	AVRG		1.52174		2.74658
81 1,4-Dichlorobenzene	1.58884	1.60425	1.59369	1.63243	1.62344	1.52895	AVRG		1.59527		2.29419
82 n-Butylbenzene	1.92553	1.96165	2.26509	2.43628	2.48867	2.36819	AVRG		2.24090		10.81702
83 1,2-Dichlorobenzene	1.43945	1.38842	1.44226	1.49916	1.47560	1.37502	AVRG		1.43665		3.35101
84 1,2-Dibromo-3-chloropropane	0.12401	0.12110	0.12925	0.13388	0.13748	0.12993	AVRG		0.12927		4.68625
85 1,2,4-Trichlorobenzene	0.78105	0.79693	0.84266	0.88198	0.87018	0.73785	AVRG		0.81844		6.83741
86 Hexachlorobutadiene	0.36345	0.34328	0.35982	0.36912	0.35050	0.28055	AVRG		0.34445		9.47648
87 Naphthalene	1.59569	1.70230	1.92976	2.16304	2.11649	1.83555	AVRG		1.89047		11.88096

Report Date : 01-Aug-2008 11:49

STL Inc North Canton

INITIAL CALIBRATION DATA

Start Cal Date : 31-JUL-2008 12:40
End Cal Date : 31-JUL-2008 17:13
Quant Method : ISTD
Target Version : 4.14
Integrator : HP RTE
Method file : \\cansvr11\dd\chem\MSV\a3ux10.i\P80731A-IC.b\8260LLUX10.m
Last Edit : 01-Aug-2008 11:39 quayler

	Compound	5.0000 Level 1	10.0000 Level 2	25.0000 Level 3	50.0000 Level 4	100.0000 Level 5	200.0000 Level 6	Curve	Coefficients b	Coefficients m1	Coefficients m2	%RSD or R^2	
88	1,2,3-Trichlorobenzene	0.69350	0.74765	0.75500	0.79804	0.74833	0.59785	AVRG		0.72339		9.66398	
89	Ethyl Ether	0.22015	0.19478	0.19983	0.20677	0.20634	0.20385	AVRG		0.20529		4.17001	
90	Ethanol	+++++	+++++	+++++	+++++	+++++	+++++	AVRG		0.000e+000		0.000e+000	<-
91	3-Chloropropene	0.13884	0.12392	0.12183	0.13068	0.13969	0.14142	AVRG		0.13273		6.40918	
92	Isopropyl Ether	0.21359	0.19514	0.20390	0.20517	0.21566	0.22252	AVRG		0.20933		4.68204	
93	2-Chloro-1,3-butadiene	0.28761	0.27304	0.29286	0.28971	0.30044	0.30080	AVRG		0.29074		3.52015	
94	Propionitrile	0.03239	0.03308	0.03459	0.03407	0.03428	0.03251	AVRG		0.03349		2.83299	
95	Ethyl Acetate	0.19416	0.18707	0.17652	0.18050	0.18406	0.17985	AVRG		0.18369		3.42087	
96	Methacrylonitrile	0.13481	0.12180	0.13017	0.13412	0.13143	0.13042	AVRG		0.13046		3.56781	
97	Isobutanol	0.00903	0.00988	0.00994	0.01070	0.00999	0.00950	AVRG		0.00984		5.65735	<-
98	Cyclohexane	0.41335	0.43053	0.48085	0.50809	0.48204	0.49730	AVRG		0.46869		8.10491	
99	n-Butanol	0.00676	0.00732	0.00793	0.00825	0.00901	0.00851	AVRG		0.00796		10.27862	<-
100	Methyl Methacrylate	0.13523	0.14255	0.15052	0.15105	0.15523	0.15912	AVRG		0.14895		5.84390	
101	2-Nitropropane	0.03296	0.03443	0.03383	0.03591	0.03881	0.04009	AVRG		0.03600		7.95467	
102	Chloropicrin	+++++	+++++	+++++	+++++	+++++	+++++	AVRG		0.000e+000		0.000e+000	<-
103	Cyclohexanone	0.06313	0.06866	0.07098	0.07572	0.07464	0.06660	AVRG		0.06996		6.87748	
104	Pentachloroethane	+++++	+++++	+++++	+++++	+++++	+++++	AVRG		0.000e+000		0.000e+000	<-
105	Benzyl Chloride	+++++	+++++	+++++	+++++	+++++	+++++	AVRG		0.000e+000		0.000e+000	<-
134	Thiophene	+++++	+++++	+++++	+++++	+++++	+++++	AVRG		0.000e+000		0.000e+000	<-
135	Crotononitrile(1st Isomer)	+++++	+++++	+++++	+++++	+++++	+++++	AVRG		0.000e+000		0.000e+000	<-
136	Crotononitrile(2nd Isomer)	+++++	+++++	+++++	+++++	+++++	+++++	AVRG		0.000e+000		0.000e+000	<-
M 137	Total Crotononitrile	+++++	+++++	+++++	+++++	+++++	+++++	AVRG		0.000e+000		0.000e+000	<-

Report Date : 01-Aug-2008 11:49

STL Inc North Canton

INITIAL CALIBRATION DATA

Start Cal Date : 31-JUL-2008 12:40
End Cal Date : 31-JUL-2008 17:13
Quant Method : ISTD
Target Version : 4.14
Integrator : HP RTE
Method file : \\cansvr11\dd\chem\MSV\a3ux10.i\P80731A-IC.b\8260LLUX10.m
Last Edit : 01-Aug-2008 11:39 quayler

Compound	5.0000 Level 1	10.0000 Level 2	25.0000 Level 3	50.0000 Level 4	100.0000 Level 5	200.0000 Level 6	Curve	Coefficients b	Coefficients m1	Coefficients m2	%RSD or R^2	
138 Paraldehyde	+++++	+++++	+++++	+++++	+++++	+++++	AVRG		0.000e+000		0.000e+000	<-
139 3,3,5-Trimethylcyclohexanone	+++++	+++++	+++++	+++++	+++++	+++++	AVRG		0.000e+000		0.000e+000	<-
140 1-Chlorohexane	+++++	+++++	+++++	+++++	+++++	+++++	AVRG		0.000e+000		0.000e+000	<-
141 1,3,5-Trichlorobenzene	0.90928	0.86094	0.94456	0.96741	0.95512	0.84871	AVRG		0.91434		5.48552	
143 Methyl Acetate	0.18004	0.18103	0.18007	0.18341	0.18357	0.17699	AVRG		0.18085		1.35712	
144 Methylcyclohexane	0.40858	0.41324	0.46551	0.50333	0.47813	0.49719	AVRG		0.46100		8.91454	
145 Dimethoxymethane	+++++	+++++	+++++	+++++	+++++	+++++	AVRG		0.000e+000		0.000e+000	<-
146 2-Methylnaphthalene	73548	175943	514246	1185223	2597657	+++++	WLINR	0.10035	0.85459		0.99680	
147 Tetrahydrothiophene	+++++	+++++	+++++	+++++	+++++	+++++	AVRG		0.000e+000		0.000e+000	<-
148 1,4-Dichlorobutane	+++++	+++++	+++++	+++++	+++++	+++++	AVRG		0.000e+000		0.000e+000	<-
149 Vinyl Acetate-86	3942	8982	33704	62883	144538	278716	WLINR	0.05201	0.04415		0.99835	
150 1,3-Butadiene	+++++	+++++	+++++	+++++	+++++	+++++	AVRG		0.000e+000		0.000e+000	<-
151 Ethyl Acrylate	+++++	+++++	+++++	+++++	+++++	+++++	AVRG		0.000e+000		0.000e+000	<-
152 n-Heptane	+++++	+++++	+++++	+++++	+++++	+++++	AVRG		0.000e+000		0.000e+000	<-
153 t-Butyl ethyl ether	0.66054	0.62889	0.64003	0.64072	0.69103	0.71359	AVRG		0.66247		5.02349	
154 t-Amyl methyl ether	0.55457	0.53880	0.56811	0.59063	0.63371	0.65263	AVRG		0.58974		7.65437	
155 1,2,3-Trimethylbenzene	2.14768	2.07703	2.22985	2.38075	2.45221	2.49761	AVRG		2.29752		7.45121	
$ 4 Dibromofluoromethane	0.21012	0.21172	0.20624	0.20787	0.21127	0.20686	AVRG		0.20901		1.11730	
$ 5 1,2-Dichloroethane-d4	0.23899	0.25595	0.23168	0.24189	0.23474	0.22904	AVRG		0.23872		4.04484	
$ 6 Toluene-d8	1.02184	1.06148	1.08863	1.11901	1.12517	1.14135	AVRG		1.09291		4.11744	
$ 7 Bromofluorobenzene	0.42635	0.44780	0.47089	0.47798	0.46642	0.46476	AVRG		0.45903		4.11192	

Report Date : 01-Aug-2008 11:49

STL Inc North Canton

INITIAL CALIBRATION DATA

Start Cal Date : 31-JUL-2008 12:40
End Cal Date : 31-JUL-2008 17:13
Quant Method : ISTD
Target Version : 4.14
Integrator : HP RTE
Method file : \\cansvr11\dd\chem\MSV\a3ux10.i\P80731A-IC.b\8260LLUX10.m
Last Edit : 01-Aug-2008 11:39 quayler

Curve	Formula	Units
Averaged	Amt = Rsp/ml	Response
Wt Linear	Amt = b + Rsp/ml	Response

5A

VOLATILE ORGANIC GC/MS TUNING AND MASS CALIBRATION - BROMOFLUOROBENZENE (BFB)

Lab Name: NORTH CANTON Contract:

Lab Code: TALCAN Case No.: SAS No.: SDG No.: 8H07118

Lab File ID: BFB2990 BFB Injection Date: 08/14/08

Instrument ID: A3UX10 BFB Injection Time: 1054

Matrix: (soil/water) WATER Level: (low/med) LOW Column: (pack/cap) CAP

m/e	ION ABUNDANCE CRITERIA	% RELATIVE ABUNDANCE
50	15.0 - 40.0% of mass 95	16.4
75	30.0 - 60.0% of mass 95	46.7
95	Base Peak, 100% relative abundance	100.0
96	5.0 - 9.0% of mass 95	6.7
173	Less than 2.0% of mass 174	0.0 (0.0)1
174	50.0 - 100.0% of mass 95	90.0
175	5.0 - 9.0% of mass 174	6.1 (6.8)1
176	Greater than 95.0%, but less than 101.0% of mass 174	87.0 (96.8)1
177	5.0 - 9.0% of mass 176	5.9 (6.8)2

1-Value is % of mass 174 2-Value is % of mass 176

THIS TUNE APPLIES TO THE FOLLOWING SAMPLES, MS, MSD, BLANKS, AND STANDARDS:

	EPA SAMPLE NO.	LAB SAMPLE ID	LAB FILE ID	DATE ANALYZED	TIME ANALYZED
01	VSTD010	50NG-CC	UXX4729	08/14/08	1120
02	VSTD010	50NG-A9CC	UXX4730	08/14/08	1142
03	KVDX3-CHK	KVDX31AC	UXX4731	08/14/08	1204
04	KVDX3-CKDUP	KVDX31AD	UXX4732	08/14/08	1226
05	KVDX3-BLK	KVDX31AA	UXX4734	08/14/08	1347
06	MSA-MW15D-08	KTQJ51CM	UXX4735	08/14/08	1411
07	MSA-MW20S-08	KTQJ61CM	UXX4736	08/14/08	1433
08	MSA-MW20I-08	KTQJ71CM	UXX4737	08/14/08	1454
09	MSA-MW15I-08	KTQJ81CM	UXX4738	08/14/08	1516
10	MSA-MW15S-08	KTQJ91CM	UXX4739	08/14/08	1538
11	MSA-MW20S-08	KTQJ61CN	UXX4740	08/14/08	1600
12	MSA-MW20S-08	KTQJ61CP	UXX4741	08/14/08	1621
13	TB-080608	KTQJ31AA	UXX4742	08/14/08	1643
14	MSA-MW20D-08	KTQKA1CM	UXX4743	08/14/08	1704
15					
16					
17					
18					
19					
20					
21					
22					

Data File: \\cansvr11\dd\chem\MSV\a3ux10.i\P80814A.b\UXX4729.D
Report Date: 14-Aug-2008 15:29

STL Inc North Canton

CONTINUING CALIBRATION COMPOUNDS

Instrument ID: a3ux10.i Injection Date: 14-AUG-2008 11:20
Lab File ID: UXX4729.D Init. Cal. Date(s): 31-JUL-2008 01-AUG-2008
Analysis Type: WATER Init. Cal. Times: 12:40 02:50
Lab Sample ID: 50NG-CC Quant Type: ISTD
Method: \\cansvr11\dd\chem\MSV\a3ux10.i\P80814A.b\8260LLUX10.m

			CCAL	MIN		MAX	
COMPOUND	RRF / AMOUNT	RF50	RRF50	RRF	%D / %DRIFT	%D / %DRIFT	CURVE TYPE
$ 4 Dibromofluoromethane	0.20901	0.19099	0.19099	0.010	8.62219	50.00000	Averaged
$ 5 1,2-Dichloroethane-d4	0.23872	0.22508	0.22508	0.010	5.71137	50.00000	Averaged
$ 6 Toluene-d8	1.09291	1.08237	1.08237	0.010	0.96442	50.00000	Averaged
$ 7 Bromofluorobenzene	0.45903	0.43564	0.43564	0.010	5.09701	50.00000	Averaged
8 Dichlorodifluoromethane	0.23119	0.22675	0.22675	0.010	1.92145	50.00000	Averaged
9 Chloromethane	0.32732	0.28137	0.28137	0.100	14.03858	50.00000	Averaged
10 Vinyl Chloride	0.32093	0.30050	0.30050	0.010	6.36527	20.00000	Averaged
11 Bromomethane	0.16749	0.15539	0.15539	0.010	7.22579	50.00000	Averaged
12 Chloroethane	0.19706	0.18692	0.18692	0.010	5.14570	50.00000	Averaged
13 Trichlorofluoromethane	0.26778	0.26579	0.26579	0.010	0.74528	50.00000	Averaged
15 Acrolein	0.03560	0.02475	0.02475	0.010	30.46417	50.00000	Averaged
16 Acetone	100	107	0.08539	0.010	-7.14694	0.000e+000	Wt Linear
17 1,1-Dichloroethene	0.25119	0.23022	0.23022	0.010	8.34739	20.00000	Averaged
18 Freon-113	0.18736	0.18311	0.18311	0.010	2.26599	50.00000	Averaged
19 Iodomethane	0.39968	0.36378	0.36378	0.010	8.98260	50.00000	Averaged
20 Carbon Disulfide	0.74272	0.67676	0.67676	0.010	8.88112	50.00000	Averaged
21 Methylene Chloride	0.31803	0.29041	0.29041	0.010	8.68299	50.00000	Averaged
22 Acetonitrile	0.03238	0.03072	0.03072	0.010	5.12351	50.00000	Averaged
23 Acrylonitrile	0.09548	0.10493	0.10493	0.010	-9.90303	50.00000	Averaged
24 Methyl tert-butyl ether	0.68822	0.66922	0.66922	0.010	2.76050	50.00000	Averaged
25 trans-1,2-Dichloroethene	0.28576	0.27302	0.27302	0.010	4.45867	50.00000	Averaged
26 Hexane	0.05268	0.05570	0.05570	0.010	-5.72796	20.00000	Averaged
27 Vinyl acetate	0.33591	0.32316	0.32316	0.010	3.79456	50.00000	Averaged
28 1,1-Dichloroethane	0.45646	0.44609	0.44609	0.100	2.27180	50.00000	Averaged
29 tert-Butyl Alcohol	0.01903	0.01806	0.01806	0.010	5.10687	50.00000	Averaged
30 2-Butanone	0.09910	0.13802	0.13802	0.010	-39.27853	50.00000	Averaged
M 31 1,2-Dichloroethene (total)	0.28406	0.27026	0.27026	0.010	4.85830	50.00000	Averaged
32 cis-1,2-dichloroethene	0.28236	0.26750	0.26750	0.010	5.26275	50.00000	Averaged
33 2,2-Dichloropropane	0.30260	0.30250	0.30250	0.010	0.03273	50.00000	Averaged
34 Bromochloromethane	0.13890	0.13465	0.13465	0.010	3.05329	50.00000	Averaged
35 Chloroform	0.42769	0.43055	0.43055	0.010	-0.66764	20.00000	Averaged
36 Tetrahydrofuran	0.06687	0.12985	0.12985	0.010	-94.19151	50.00000	Averaged <-
37 1,1,1-Trichloroethane	0.35955	0.36679	0.36679	0.010	-2.01433	50.00000	Averaged
38 1,1-Dichloropropene	0.32231	0.32858	0.32858	0.010	-1.94741	50.00000	Averaged
39 Carbon Tetrachloride	0.31378	0.32898	0.32898	0.010	-4.84504	50.00000	Averaged
40 1,2-Dichloroethane	0.31424	0.32853	0.32853	0.010	-4.54654	50.00000	Averaged
41 Benzene	1.08430	1.03896	1.03896	0.010	4.18111	50.00000	Averaged
42 Trichloroethene	0.27464	0.26534	0.26534	0.010	3.38609	50.00000	Averaged
43 1,2-Dichloropropane	0.24953	0.25409	0.25409	0.010	-1.82638	20.00000	Averaged
44 1,4-Dioxane	0.00249	0.00231	0.00231	0.010	7.42054	50.00000	Averaged <-
45 Dibromomethane	0.14424	0.14571	0.14571	0.010	-1.01373	50.00000	Averaged
46 Bromodichloromethane	0.29410	0.31053	0.31053	0.010	-5.58750	50.00000	Averaged
47 2-Chloroethyl vinyl ether	0.12016	0.12170	0.12170	0.010	-1.28282	50.00000	Averaged

Data File: \\cansvr11\dd\chem\MSV\a3ux10.i\P80814A.b\UXX4729.D
Report Date: 14-Aug-2008 15:29

STL Inc North Canton

CONTINUING CALIBRATION COMPOUNDS

Instrument ID: a3ux10.i Injection Date: 14-AUG-2008 11:20
Lab File ID: UXX4729.D Init. Cal. Date(s): 31-JUL-2008 01-AUG-2008
Analysis Type: WATER Init. Cal. Times: 12:40 02:50
Lab Sample ID: 50NG-CC Quant Type: ISTD
Method: \\cansvr11\dd\chem\MSV\a3ux10.i\P80814A.b\8260LLUX10.m

			CCAL	MIN		MAX	
COMPOUND	RRF / AMOUNT	RF50	RRF50	RRF	%D / %DRIFT	%D / %DRIFT	CURVE TYPE
48 cis-1,3-Dichloropropene	0.36129	0.35509	0.35509	0.010	1.71719	50.00000	Averaged
49 4-Methyl-2-pentanone	0.18812	0.18984	0.18984	0.010	-0.91330	50.00000	Averaged
50 Toluene	1.42894	1.48296	1.48296	0.010	-3.78074	20.00000	Averaged
51 trans-1,3-Dichloropropene	0.41559	0.44014	0.44014	0.010	-5.90835	50.00000	Averaged
52 Ethyl Methacrylate	50.00000	46.88413	0.32835	0.010	6.23175	0.000e+000	Wt Linear
53 1,1,2-Trichloroethane	0.29305	0.29413	0.29413	0.010	-0.37057	50.00000	Averaged
54 1,3-Dichloropropane	0.51135	0.52997	0.52997	0.010	-3.64193	50.00000	Averaged
55 Tetrachloroethene	0.29717	0.30521	0.30521	0.010	-2.70425	50.00000	Averaged
56 2-Hexanone	0.15585	0.16077	0.16077	0.010	-3.15727	50.00000	Averaged
57 Dibromochloromethane	0.29513	0.30977	0.30977	0.010	-4.96284	50.00000	Averaged
58 1,2-Dibromoethane	0.29107	0.28991	0.28991	0.010	0.39730	50.00000	Averaged
59 Chlorobenzene	0.98839	0.96413	0.96413	0.300	2.45425	50.00000	Averaged
60 1,1,1,2-Tetrachloroethane	0.35423	0.36753	0.36753	0.010	-3.75426	50.00000	Averaged
61 Ethylbenzene	0.50002	0.49750	0.49750	0.010	0.50379	20.00000	Averaged
62 m + p-Xylene	0.63973	0.65000	0.65000	0.010	-1.60518	50.00000	Averaged
M 63 Xylenes (total)	0.64394	0.64870	0.64870	0.010	-0.73882	50.00000	Averaged
64 Xylene-o	0.65236	0.64609	0.64609	0.010	0.96034	50.00000	Averaged
65 Styrene	1.08257	1.10113	1.10113	0.010	-1.71402	50.00000	Averaged
66 Bromoform	0.21443	0.21546	0.21546	0.100	-0.48227	50.00000	Averaged
67 Isopropylbenzene	1.41798	1.45722	1.45722	0.010	-2.76761	50.00000	Averaged
68 1,1,2,2-Tetrachloroethane	0.73341	0.70403	0.70403	0.300	4.00599	50.00000	Averaged
69 1,4-Dichloro-2-butene	50.00000	41.22307	0.14270	0.010	17.55386	0.000e+000	Wt Linear
70 1,2,3-Trichloropropane	0.21914	0.20436	0.20436	0.010	6.74308	50.00000	Averaged
71 Bromobenzene	0.74411	0.70069	0.70069	0.010	5.83516	50.00000	Averaged
72 n-Propylbenzene	0.76383	0.73896	0.73896	0.010	3.25579	50.00000	Averaged
73 2-Chlorotoluene	0.70719	0.67716	0.67716	0.010	4.24724	50.00000	Averaged
74 1,3,5-Trimethylbenzene	2.35464	2.35767	2.35767	0.010	-0.12829	50.00000	Averaged
75 4-Chlorotoluene	0.73694	0.69143	0.69143	0.010	6.17590	50.00000	Averaged
76 tert-Butylbenzene	2.14596	2.05499	2.05499	0.010	4.23896	50.00000	Averaged
77 1,2,4-Trimethylbenzene	2.47238	2.49231	2.49231	0.010	-0.80618	50.00000	Averaged
78 sec-Butylbenzene	2.98156	2.99059	2.99059	0.010	-0.30271	50.00000	Averaged
79 4-Isopropyltoluene	2.55029	2.57676	2.57676	0.010	-1.03816	50.00000	Averaged
80 1,3-Dichlorobenzene	1.52174	1.46381	1.46381	0.010	3.80657	50.00000	Averaged
81 1,4-Dichlorobenzene	1.59527	1.53040	1.53040	0.010	4.06604	50.00000	Averaged
82 n-Butylbenzene	2.24090	2.27031	2.27031	0.010	-1.31223	50.00000	Averaged
83 1,2-Dichlorobenzene	1.43665	1.42776	1.42776	0.010	0.61892	50.00000	Averaged
84 1,2-Dibromo-3-chloropropane	0.12927	0.12514	0.12514	0.010	3.20085	50.00000	Averaged
85 1,2,4-Trichlorobenzene	0.81844	0.84116	0.84116	0.010	-2.77607	50.00000	Averaged
86 Hexachlorobutadiene	0.34445	0.35642	0.35642	0.010	-3.47379	50.00000	Averaged
87 Naphthalene	1.89047	2.03801	2.03801	0.010	-7.80424	50.00000	Averaged
88 1,2,3-Trichlorobenzene	0.72339	0.77236	0.77236	0.010	-6.76960	50.00000	Averaged
98 Cyclohexane	0.46869	0.46751	0.46751	0.010	0.25141	50.00000	Averaged
143 Methyl Acetate	0.18085	0.18658	0.18658	0.010	-3.16559	50.00000	Averaged

Data File: \\cansvr11\dd\chem\MSV\a3ux10.i\P80814A.b\UXX4729.D
Report Date: 14-Aug-2008 15:29

STL Inc North Canton

CONTINUING CALIBRATION COMPOUNDS

Instrument ID: a3ux10.i Injection Date: 14-AUG-2008 11:20
Lab File ID: UXX4729.D Init. Cal. Date(s): 31-JUL-2008 01-AUG-2008
Analysis Type: WATER Init. Cal. Times: 12:40 02:50
Lab Sample ID: 50NG-CC Quant Type: ISTD
Method: \\cansvr11\dd\chem\MSV\a3ux10.i\P80814A.b\8260LLUX10.m

COMPOUND	RRF / AMOUNT	RF50	CCAL RRF50	MIN RRF	%D / %DRIFT	MAX %D / %DRIFT	CURVE TYPE
144 Methylcyclohexane	0.46100	0.46867	0.46867	0.010	-1.66527	50.00000	Averaged
141 1,3,5-Trichlorobenzene	0.91434	0.91631	0.91631	0.010	-0.21560	50.00000	Averaged
149 Vinyl Acetate-86	50.00000	41.60802	0.03445	0.010	16.78396	0.000e+000	Wt Linear

Data File: \\cansvr11\dd\chem\MSV\a3ux10.i\P80814A.b\UXX4730.D
Report Date: 14-Aug-2008 11:58

TestAmerica North Canton

CONTINUING CALIBRATION COMPOUNDS

Instrument ID: a3ux10.i Injection Date: 14-AUG-2008 11:42
Lab File ID: UXX4730.D Init. Cal. Date(s): 31-JUL-2008 01-AUG-2008
Analysis Type: WATER Init. Cal. Times: 12:40 02:50
Lab Sample ID: 50NG-A9CC Quant Type: ISTD
Method: \\cansvr11\dd\chem\MSV\a3ux10.i\P80814A.b\8260LLUX10.m

COMPOUND	RRF / AMOUNT	RF50	CCAL RRF50	MIN RRF	%D / %DRIFT	MAX %D / %DRIFT	CURVE TYPE	
14 Dichlorofluoromethane	0.41854	0.39548	0.39548	0.010	5.50831	50.00000	Averaged	
89 Ethyl Ether	0.20529	0.18700	0.18700	0.010	8.90921	50.00000	Averaged	
91 3-Chloropropene	0.13273	0.12290	0.12290	0.010	7.40690	50.00000	Averaged	
92 Isopropyl Ether	0.20933	0.19711	0.19711	0.010	5.83787	50.00000	Averaged	
93 2-Chloro-1,3-butadiene	0.29074	0.28964	0.28964	0.010	0.37870	50.00000	Averaged	
94 Propionitrile	0.03349	0.03198	0.03198	0.010	4.49662	50.00000	Averaged	
95 Ethyl Acetate	0.18369	0.18285	0.18285	0.010	0.45876	50.00000	Averaged	
96 Methacrylonitrile	0.13046	0.13406	0.13406	0.010	-2.75982	50.00000	Averaged	
97 Isobutanol	0.00984	0.00971	0.00971	0.010	1.37422	50.00000	Averaged	<-
99 n-Butanol	0.00796	0.00789	0.00789	0.010	0.88040	50.00000	Averaged	<-
100 Methyl Methacrylate	0.14895	0.14395	0.14395	0.010	3.35843	50.00000	Averaged	
101 2-Nitropropane	0.03600	0.04122	0.04122	0.010	-14.49520	50.00000	Averaged	
103 Cyclohexanone	0.06996	0.07186	0.07186	0.010	-2.71541	50.00000	Averaged	
146 2-Methylnaphthalene	100	88.78206	0.71584	0.010	11.21794	0.000e+000	Wt Linear	
153 t-Butyl ethyl ether	0.66247	0.62229	0.62229	0.010	6.06504	50.00000	Averaged	
154 t-Amyl methyl ether	0.58974	0.55727	0.55727	0.010	5.50638	50.00000	Averaged	
155 1,2,3-Trimethylbenzene	2.29752	2.25349	2.25349	0.010	1.91666	50.00000	Averaged	

5A
VOLATILE ORGANIC GC/MS TUNING AND MASS
CALIBRATION - BROMOFLUOROBENZENE (BFB)

Lab Name: NORTH CANTON Contract:

Lab Code: TALCAN Case No.: SAS No.: SDG No.: 8H07118

Lab File ID: BFB2991 BFB Injection Date: 08/15/08

Instrument ID: A3UX10 BFB Injection Time: 0937

Matrix: (soil/water) WATER Level: (low/med) LOW Column: (pack/cap) CAP

m/e	ION ABUNDANCE CRITERIA	% RELATIVE ABUNDANCE
50	15.0 - 40.0% of mass 95	17.1
75	30.0 - 60.0% of mass 95	46.4
95	Base Peak, 100% relative abundance	100.0
96	5.0 - 9.0% of mass 95	6.9
173	Less than 2.0% of mass 174	0.3 (0.4)1
174	50.0 - 100.0% of mass 95	83.3
175	5.0 - 9.0% of mass 174	5.9 (7.1)1
176	Greater than 95.0%, but less than 101.0% of mass 174	82.3 (98.8)1
177	5.0 - 9.0% of mass 176	5.4 (6.6)2

1-Value is % of mass 174 2-Value is % of mass 176

THIS TUNE APPLIES TO THE FOLLOWING SAMPLES, MS, MSD, BLANKS, AND STANDARDS:

	EPA SAMPLE NO.	LAB SAMPLE ID	LAB FILE ID	DATE ANALYZED	TIME ANALYZED
01	VSTD010	50NG-CC	UXX4745	08/15/08	1024
02	VSTD010	50NG-A9CC	UXX4746	08/15/08	1045
03	KVCEK-CHK	KVCEK1AC	UXX4747	08/15/08	1107
04	KVCEK-CKDUP	KVCEK1AD	UXX4748	08/15/08	1128
05	KVCEK-BLK	KVCEK1AA	UXX4749	08/15/08	1150
06	TB-080708	KTTHN1AA	UXX4750	08/15/08	1211
07	MSA-MW26S-08	KTTHP1CM	UXX4751	08/15/08	1233
08	MSA-MW19I-08	KTTHQ1CM	UXX4752	08/15/08	1254
09	MSA-MW26D-08	KTTHR1CM	UXX4753	08/15/08	1316
10	MSA-MW19D-08	KTTHT1CM	UXX4754	08/15/08	1338
11	MSA-MW26I-08	KTTHV1CM	UXX4755	08/15/08	1359
12	TB-080808	KTWQ71AA	UXX4756	08/15/08	1421
13	DMW-21I-0808	KTWQ81CM	UXX4757	08/15/08	1443
14	DMW-28I-0808	KTWQ91CM	UXX4758	08/15/08	1505
15	DMW-21D-0808	KTWRA1CM	UXX4759	08/15/08	1527
16	DMW-27DEEP-0	KTWRC1CM	UXX4760	08/15/08	1548
17	DMW-10S-0808	KTWRD1CM	UXX4761	08/15/08	1609
18	DMW-29DEEP-0	KTWRE1CM	UXX4762	08/15/08	1631
19					
20					
21					
22					

Data File: \\cansvr11\dd\chem\MSV\a3ux10.i\P80815A.b\UXX4745.D
Report Date: 15-Aug-2008 11:03

TestAmerica North Canton

CONTINUING CALIBRATION COMPOUNDS

Instrument ID: a3ux10.i Injection Date: 15-AUG-2008 10:24
Lab File ID: UXX4745.D Init. Cal. Date(s): 31-JUL-2008 01-AUG-2008
Analysis Type: WATER Init. Cal. Times: 12:40 02:50
Lab Sample ID: 50NG-CC Quant Type: ISTD
Method: \\cansvr11\dd\chem\MSV\a3ux10.i\P80815A.b\8260LLUX10.m

COMPOUND	RRF / AMOUNT	RF50	CCAL RRF50	MIN RRF	%D / %DRIFT	MAX %D / %DRIFT	CURVE TYPE	
$ 4 Dibromofluoromethane	0.20901	0.19141	0.19141	0.010	8.41963	50.00000	Averaged	
$ 5 1,2-Dichloroethane-d4	0.23872	0.22902	0.22902	0.010	4.06067	50.00000	Averaged	
$ 6 Toluene-d8	1.09291	1.07548	1.07548	0.010	1.59509	50.00000	Averaged	
$ 7 Bromofluorobenzene	0.45903	0.44532	0.44532	0.010	2.98733	50.00000	Averaged	
8 Dichlorodifluoromethane	0.23119	0.19617	0.19617	0.010	15.14650	50.00000	Averaged	
9 Chloromethane	0.32732	0.26057	0.26057	0.100	20.39258	50.00000	Averaged	
10 Vinyl Chloride	0.32093	0.27922	0.27922	0.010	12.99410	20.00000	Averaged	
11 Bromomethane	0.16749	0.14224	0.14224	0.010	15.07299	50.00000	Averaged	
12 Chloroethane	0.19706	0.17687	0.17687	0.010	10.24646	50.00000	Averaged	
13 Trichlorofluoromethane	0.26778	0.27174	0.27174	0.010	-1.47819	50.00000	Averaged	
15 Acrolein	0.03560	0.02216	0.02216	0.010	37.73249	50.00000	Averaged	
16 Acetone	100	100	0.08020	0.010	-0.17290	0.000e+000	Wt Linear	
17 1,1-Dichloroethene	0.25119	0.24331	0.24331	0.010	3.13891	20.00000	Averaged	
18 Freon-113	0.18736	0.19118	0.19118	0.010	-2.04056	50.00000	Averaged	
19 Iodomethane	0.39968	0.36804	0.36804	0.010	7.91661	50.00000	Averaged	
20 Carbon Disulfide	0.74272	0.70499	0.70499	0.010	5.07983	50.00000	Averaged	
21 Methylene Chloride	0.31803	0.30338	0.30338	0.010	4.60763	50.00000	Averaged	
22 Acetonitrile	0.03238	0.03028	0.03028	0.010	6.46870	50.00000	Averaged	
23 Acrylonitrile	0.09548	0.09263	0.09263	0.010	2.98437	50.00000	Averaged	
24 Methyl tert-butyl ether	0.68822	0.68383	0.68383	0.010	0.63781	50.00000	Averaged	
25 trans-1,2-Dichloroethene	0.28576	0.27432	0.27432	0.010	4.00607	50.00000	Averaged	
26 Hexane	0.05268	0.05662	0.05662	0.010	-7.47188	20.00000	Averaged	
27 Vinyl acetate	0.33591	0.29096	0.29096	0.010	13.38131	50.00000	Averaged	
28 1,1-Dichloroethane	0.45646	0.45393	0.45393	0.100	0.55515	50.00000	Averaged	
29 tert-Butyl Alcohol	0.01903	0.01831	0.01831	0.010	3.79513	50.00000	Averaged	
30 2-Butanone	0.09910	0.10135	0.10135	0.010	-2.27257	50.00000	Averaged	
M 31 1,2-Dichlorcethene (total)	0.28406	0.27472	0.27472	0.010	3.28966	50.00000	Averaged	
32 cis-1,2-dichloroethene	0.28236	0.27512	0.27512	0.010	2.56462	50.00000	Averaged	
33 2,2-Dichloropropane	0.30260	0.31559	0.31559	0.010	-4.29317	50.00000	Averaged	
34 Bromochloromethane	0.13890	0.14046	0.14046	0.010	-1.12909	50.00000	Averaged	
35 Chloroform	0.42769	0.44260	0.44260	0.010	-3.48566	20.00000	Averaged	
36 Tetrahydrofuran	0.06687	0.08269	0.08269	0.010	-23.66452	50.00000	Averaged	
37 1,1,1-Trichloroethane	0.35955	0.37948	0.37948	0.010	-5.54193	50.00000	Averaged	
38 1,1-Dichloropropene	0.32231	0.33556	0.33556	0.010	-4.11297	50.00000	Averaged	
39 Carbon Tetrachloride	0.31378	0.34292	0.34292	0.010	-9.28828	50.00000	Averaged	
40 1,2-Dichloroethane	0.31424	0.34228	0.34228	0.010	-8.92438	50.00000	Averaged	
41 Benzene	1.08430	1.07357	1.07357	0.010	0.98910	50.00000	Averaged	
42 Trichloroethene	0.27464	0.28072	0.28072	0.010	-2.21393	50.00000	Averaged	
43 1,2-Dichloropropane	0.24953	0.25515	0.25515	0.010	-2.25208	20.00000	Averaged	
44 1,4-Dioxane	0.00249	0.00239	0.00239	0.010	4.26953	50.00000	Averaged	<-
45 Dibromomethane	0.14424	0.14997	0.14997	0.010	-3.97035	50.00000	Averaged	
46 Bromodichloromethane	0.29410	0.31795	0.31795	0.010	-8.11090	50.00000	Averaged	
47 2-Chloroethyl vinyl ether	0.12016	0.11663	0.11663	0.010	2.93053	50.00000	Averaged	

Data File: \\cansvr11\dd\chem\MSV\a3ux10.i\P80815A.b\UXX4745.D
Report Date: 15-Aug-2008 11:03

TestAmerica North Canton

CONTINUING CALIBRATION COMPOUNDS

Instrument ID: a3ux10.i Injection Date: 15-AUG-2008 10:24
Lab File ID: UXX4745.D Init. Cal. Date(s): 31-JUL-2008 01-AUG-2008
Analysis Type: WATER Init. Cal. Times: 12:40 02:50
Lab Sample ID: 50NG-CC Quant Type: ISTD
Method: \\cansvr11\dd\chem\MSV\a3ux10.i\P80815A.b\8260LLUX10.m

COMPOUND	RRF / AMOUNT	RF50	CCAL RRF50	MIN RRF	%D / %DRIFT	MAX %D / %DRIFT	CURVE TYPE
48 cis-1,3-Dichloropropene	0.36129	0.37436	0.37436	0.010	-3.61598	50.00000	Averaged
49 4-Methyl-2-pentanone	0.18812	0.19079	0.19079	0.010	-1.41723	50.00000	Averaged
50 Toluene	1.42894	1.51091	1.51091	0.010	-5.73677	20.00000	Averaged
51 trans-1,3-Dichloropropene	0.41559	0.44827	0.44827	0.010	-7.86333	50.00000	Averaged
52 Ethyl Methacrylate	50.00000	48.58792	0.34082	0.010	2.82415	0.000e+000	Wt Linear
53 1,1,2-Trichloroethane	0.29305	0.30199	0.30199	0.010	-3.05211	50.00000	Averaged
54 1,3-Dichloropropane	0.51135	0.52733	0.52733	0.010	-3.12433	50.00000	Averaged
55 Tetrachloroethene	0.29717	0.31419	0.31419	0.010	-5.72516	50.00000	Averaged
56 2-Hexanone	0.15585	0.15699	0.15699	0.010	-0.73299	50.00000	Averaged
57 Dibromochloromethane	0.29513	0.31735	0.31735	0.010	-7.52984	50.00000	Averaged
58 1,2-Dibromoethane	0.29107	0.29404	0.29404	0.010	-1.02074	50.00000	Averaged
59 Chlorobenzene	0.98839	0.98147	0.98147	0.300	0.70052	50.00000	Averaged
60 1,1,1,2-Tetrachloroethane	0.35423	0.36996	0.36996	0.010	-4.43830	50.00000	Averaged
61 Ethylbenzene	0.50002	0.51624	0.51624	0.010	-3.24419	20.00000	Averaged
62 m + p-Xylene	0.63973	0.66485	0.66485	0.010	-3.92598	50.00000	Averaged
M 63 Xylenes (total)	0.64394	0.66931	0.66931	0.010	-3.93965	50.00000	Averaged
64 Xylene-o	0.65236	0.67823	0.67823	0.010	-3.96647	50.00000	Averaged
65 Styrene	1.08257	1.12899	1.12899	0.010	-4.28773	50.00000	Averaged
66 Bromoform	0.21443	0.22431	0.22431	0.100	-4.60807	50.00000	Averaged
67 Isopropylbenzene	1.41798	1.48979	1.48979	0.010	-5.06428	50.00000	Averaged
68 1,1,2,2-Tetrachloroethane	0.73341	0.70255	0.70255	0.300	4.20859	50.00000	Averaged
69 1,4-Dichloro-2-butene	50.00000	41.78664	0.14478	0.010	16.42673	0.000e+000	Wt Linear
70 1,2,3-Trichloropropane	0.21914	0.20752	0.20752	0.010	5.30117	50.00000	Averaged
71 Bromobenzene	0.74411	0.69703	0.69703	0.010	6.32731	50.00000	Averaged
72 n-Propylbenzene	0.76383	0.76146	0.76146	0.010	0.30998	50.00000	Averaged
73 2-Chlorotoluene	0.70719	0.68258	0.68258	0.010	3.48035	50.00000	Averaged
74 1,3,5-Trimethylbenzene	2.35464	2.38482	2.38482	0.010	-1.28131	50.00000	Averaged
75 4-Chlorotoluene	0.73694	0.69517	0.69517	0.010	5.66809	50.00000	Averaged
76 tert-Butylbenzene	2.14596	2.13888	2.13888	0.010	0.32962	50.00000	Averaged
77 1,2,4-Trimethylbenzene	2.47238	2.49773	2.49773	0.010	-1.02522	50.00000	Averaged
78 sec-Butylbenzene	2.98156	3.03595	3.03595	0.010	-1.82410	50.00000	Averaged
79 4-Isopropyltoluene	2.55029	2.61693	2.61693	0.010	-2.61305	50.00000	Averaged
80 1,3-Dichlorobenzene	1.52174	1.45922	1.45922	0.010	4.10853	50.00000	Averaged
81 1,4-Dichlorobenzene	1.59527	1.52442	1.52442	0.010	4.44104	50.00000	Averaged
82 n-Butylbenzene	2.24090	2.32426	2.32426	0.010	-3.71972	50.00000	Averaged
83 1,2-Dichlorobenzene	1.43665	1.44634	1.44634	0.010	-0.67416	50.00000	Averaged
84 1,2-Dibromo-3-chloropropane	0.12927	0.12821	0.12821	0.010	0.81891	50.00000	Averaged
85 1,2,4-Trichlorobenzene	0.81844	0.86350	0.86350	0.010	-5.50562	50.00000	Averaged
86 Hexachlorobutadiene	0.34445	0.36855	0.36855	0.010	-6.99547	50.00000	Averaged
87 Naphthalene	1.89047	2.07333	2.07333	0.010	-9.67278	50.00000	Averaged
88 1,2,3-Trichlorobenzene	0.72339	0.79928	0.79928	0.010	-10.49112	50.00000	Averaged
98 Cyclohexane	0.46869	0.49074	0.49074	0.010	-4.70350	50.00000	Averaged
143 Methyl Acetate	0.18085	0.18806	0.18806	0.010	-3.98557	50.00000	Averaged

Data File: \\cansvr11\dd\chem\MSV\a3ux10.i\P80815A.b\UXX4745.D
Report Date: 15-Aug-2008 11:03

TestAmerica North Canton

CONTINUING CALIBRATION COMPOUNDS

Instrument ID: a3ux10.i Injection Date: 15-AUG-2008 10:24
Lab File ID: UXX4745.D Init. Cal. Date(s): 31-JUL-2008 01-AUG-2008
Analysis Type: WATER Init. Cal. Times: 12:40 02:50
Lab Sample ID: 50NG-CC Quant Type: ISTD
Method: \\cansvr11\dd\chem\MSV\a3ux10.i\P80815A.b\8260LLUX10.m

COMPOUND	RRF / AMOUNT	RF50	CCAL RRF50	MIN RRF	%D / %DRIFT	MAX %D / %DRIFT	CURVE TYPE
144 Methylcyclohexane	0.46100	0.48946	0.48946	0.010	-6.17377	50.00000	Averaged
141 1,3,5-Trichlorobenzene	0.91434	0.93985	0.93985	0.010	-2.79012	50.00000	Averaged
149 Vinyl Acetate-86	50.00000	38.69644	0.03187	0.010	22.60713	0.000e+000	Wt Linear

Data File: \\cansvr11\dd\chem\MSV\a3ux10.i\P80815A.b\UXX4746.D
Report Date: 15-Aug-2008 11:01

TestAmerica North Canton

CONTINUING CALIBRATION COMPOUNDS

Instrument ID: a3ux10.i Injection Date: 15-AUG-2008 10:45
Lab File ID: UXX4746.D Init. Cal. Date(s): 31-JUL-2008 01-AUG-2008
Analysis Type: WATER Init. Cal. Times: 12:40 02:50
Lab Sample ID: 50NG-A9CC Quant Type: ISTD
Method: \\cansvr11\dd\chem\MSV\a3ux10.i\P80815A.b\8260LLUX10.m

COMPOUND	RRF / AMOUNT	RF50	CCAL RRF50	MIN RRF	%D / %DRIFT	MAX %D / %DRIFT	CURVE TYPE	
14 Dichlorofluoromethane	0.41854	0.40040	0.40040	0.010	4.33346	50.00000	Averaged	
89 Ethyl Ether	0.20529	0.19484	0.19484	0.010	5.08907	50.00000	Averaged	
91 3-Chloropropene	0.13273	0.12812	0.12812	0.010	3.47034	50.00000	Averaged	
92 Isopropyl Ether	0.20933	0.21147	0.21147	0.010	-1.02140	50.00000	Averaged	
93 2-Chloro-1,3-butadiene	0.29074	0.30387	0.30387	0.010	-4.51391	50.00000	Averaged	
94 Propionitrile	0.03349	0.03233	0.03233	0.010	3.45970	50.00000	Averaged	
95 Ethyl Acetate	0.18369	0.19358	0.19358	0.010	-5.38082	50.00000	Averaged	
96 Methacrylonitrile	0.13046	0.13299	0.13299	0.010	-1.94091	50.00000	Averaged	
97 Isobutanol	0.00984	0.01016	0.01016	0.010	-3.22051	50.00000	Averaged	<-
99 n-Butanol	0.00796	0.00819	0.00819	0.010	-2.80942	50.00000	Averaged	<-
100 Methyl Methacrylate	0.14895	0.15724	0.15724	0.010	-5.56273	50.00000	Averaged	
101 2-Nitropropane	0.03600	0.04194	0.04194	0.010	-16.49837	50.00000	Averaged	
103 Cyclohexanone	0.06996	0.05895	0.05895	0.010	15.73517	50.00000	Averaged	
146 2-Methylnaphthalene	100	90.38506	0.72954	0.010	9.61494	0.000e+000	Wt Linear	
153 t-Butyl ethyl ether	0.66247	0.65470	0.65470	0.010	1.17225	50.00000	Averaged	
154 t-Amyl methyl ether	0.58974	0.59608	0.59608	0.010	-1.07499	50.00000	Averaged	
155 1,2,3-Trimethylbenzene	2.29752	2.41008	2.41008	0.010	-4.89900	50.00000	Averaged	

SW846 8260B SURROGATE RECOVERY

Lab Name: TestAmerica Laboratories, Inc. Client: Tetra Tech NUS, Inc

Lab Code: TALCAN SDG No: 8H07118

Lot #: A8H070118

Extraction: XXI25QK01

	CLIENT ID.	SRG01	SRG02	SRG03	SRG04	TOT OUT
01	TB-080608	92	97	94	89	00
02	MSA-MW15D-080608	95	99	94	89	00
03	MSA-MW20S-080608	98	99	94	90	00
04	MSA-MW20I-080608	95	98	93	90	00
05	MSA-MW15I-080608	95	100	94	89	00
06	MSA-MW15S-080608	98	99	94	89	00
07	MSA-MW20D-080608	95	100	94	87	00
08	METHOD BLK. KVDX31AA	93	99	93	89	00
09	LCS KVDX31AC	93	96	96	97	00
10	MSA-MW20S-080608 D	94	101	98	98	00
11	LCSD KVDX31AD	93	96	98	99	00
12	MSA-MW20S-080608 S	95	102	99	100	00

SURROGATES		QC LIMITS
SRG01	= Dibromofluoromethane	(73-122)
SRG02	= 1,2-Dichloroethane-d4	(61-128)
SRG03	= Toluene-d8	(76-110)
SRG04	= 4-Bromofluorobenzene	(74-116)

\# Column to be used to flag recovery values
* Values outside of required QC Limits
D System monitoring Compound diluted out

FORM II

SW846 8260B SURROGATE RECOVERY

Lab Name: TestAmerica Laboratories, Inc. Client: Tetra Tech NUS, Inc

Lab Code: TALCAN SDG No: 8H07118

Lot #: A8H080117

Extraction: XXI25QK01

	CLIENT ID.	SRG01	SRG02	SRG03	SRG04	TOT OUT
01	TB-080708	93	96	96	87	00
02	MSA-MW26S-080708	92	96	93	89	00
03	MSA-MW19I-080708	91	95	95	85	00
04	MSA-MW26D-080708	95	98	93	90	00
05	MSA-MW19D-080708	94	100	92	89	00
06	MSA-MW26I-080708	97	98	95	87	00
07	INTRA-LAB QC	96	99	90	87	00
08	METHOD BLK. KVCEK1AA	93	95	91	89	00
09	LCS KVCEK1AC	92	93	98	100	00
10	LAB MS/MSD D	91	91	97	101	00
11	LCSD KVCEK1AD	91	93	97	99	00
12	LAB MS/MSD S	94	95	98	104	00

SURROGATES		QC LIMITS
SRG01	= Dibromofluoromethane	(73-122)
SRG02	= 1,2-Dichloroethane-d4	(61-128)
SRG03	= Toluene-d8	(76-110)
SRG04	= 4-Bromofluorobenzene	(74-116)

\# Column to be used to flag recovery values
* Values outside of required QC Limits
D System monitoring Compound diluted out

FORM II

SW846 8260B SURROGATE RECOVERY

Lab Name: TestAmerica Laboratories, Inc. Client: Tetra Tech NUS, Inc

Lab Code: TALCAN SDG No: 8H07118

Lot #: A8H090106

Extraction: XXI25QK01

	CLIENT ID.	SRG01	SRG02	SRG03	SRG04	TOT OUT
01	INTRA-LAB QC	96	99	90	87	00
02	TB-080808	95	97	94	88	00
03	DMW-21I-080808	95	97	94	89	00
04	DMW-28I-080808	93	97	92	89	00
05	DMW-21D-080808	95	98	92	88	00
06	DMW-27DEEP-080808	96	97	92	91	00
07	DMW-10S-080808	95	99	92	90	00
08	DMW-29DEEP-080808	97	99	91	92	00
09	METHOD BLK. KVCEK1AA	93	95	91	89	00
10	LCS KVCEK1AC	92	93	98	100	00
11	LAB MS/MSD D	91	91	97	101	00
12	LCSD KVCEK1AD	91	93	97	99	00
13	LAB MS/MSD S	94	95	98	104	00

SURROGATES		QC LIMITS
SRG01	= Dibromofluoromethane	(73-122)
SRG02	= 1,2-Dichloroethane-d4	(61-128)
SRG03	= Toluene-d8	(76-110)
SRG04	= 4-Bromofluorobenzene	(74-116)

\# Column to be used to flag recovery values
* Values outside of required QC Limits
D System monitoring Compound diluted out

FORM II

SW846 8260B CHECK SAMPLE RECOVERY

Lab Name: TestAmerica Laboratories, Inc. Client: Tetra Tech NUS, Inc

Lab Code: TALCAN SDG No: 8H07118

Lot #: A8H180000 WO #: KVCEK1AC
BATCH: 8231359

COMPOUND	SPIKE ADDED (ug/L)	SAMPLE CONCENT. (ug/L)	% REC	QC LIMITS REC	QUAL
1,1-Dichloroethene	10	9.3	93	63 - 130	
Trichloroethene	10	9.1	91	75 - 122	
Benzene	10	9.0	90	80 - 116	
Toluene	10	9.7	97	74 - 119	
Chlorobenzene	10	9.1	91	76 - 117	

NOTES(S):

* Values outside of QC limits

Spike Recovery: 0 out of 5 outside limits

COMMENTS:

FORM III

SW846 8260B CHECK SAMPLE DUPLICATE RECOVERY

Lab Name: TestAmerica Laboratories, Inc. Client: Tetra Tech NUS, Inc

Lab Code: TALCAN SDG No: 8H07118

Lot #: A8H180000 WO #: KVCEK1AD
BATCH: 8231359

COMPOUND	SPIKE ADDED (ug/L)	SAMPLE CONCENT. (ug/L)	% REC	QC LIMITS REC	QUAL
1,1-Dichloroethene	10	9.0	90	63 - 130	
Trichloroethene	10	9.1	91	75 - 122	
Benzene	10	8.9	89	80 - 116	
Toluene	10	9.4	94	74 - 119	
Chlorobenzene	10	9.0	90	76 - 117	

✓

NOTES(S):

* Values outside of QC limits

Spike Recovery: 0 out of 5 outside limits

COMMENTS:

SW846 8260B CHECK SAMPLE RECOVERY

Lab Name: TestAmerica Laboratories, Inc. Client: Tetra Tech NUS, Inc

Lab Code: TALCAN SDG No: 8H07118

Lot #: A8H190000 WO #: KVDX31AC
BATCH: 8232297

COMPOUND	SPIKE ADDED (ug/L)	SAMPLE CONCENT. (ug/L)	% REC	QC LIMITS REC	QUAL
1,1-Dichloroethene	10	9.0	90	63 - 130	
Trichloroethene	10	9.0	90	75 - 122	
Benzene	10	8.8	88	80 - 116	
Toluene	10	9.2	92	74 - 119	
Chlorobenzene	10	8.9	89	76 - 117	

NOTES(S):

* Values outside of QC limits

Spike Recovery: 0 out of 5 outside limits

COMMENTS:

SW846 8260B CHECK SAMPLE DUPLICATE RECOVERY

Lab Name: TestAmerica Laboratories, Inc. Client: Tetra Tech NUS, Inc

Lab Code: TALCAN SDG No: 8H07118

Lot #: A8H190000 WO #: KVDX31AD
BATCH: 8232297

COMPOUND	SPIKE ADDED (ug/L)	SAMPLE CONCENT. (ug/L)	% REC	QC LIMITS REC	QUAL
1,1-Dichloroethene	10	9.2	92	63 - 130	
Trichloroethene	10	9.3	93	75 - 122	
Benzene	10	9.0	90	80 - 116	
Toluene	10	9.6	96	74 - 119	
Chlorobenzene	10	9.1	91	76 - 117	

NOTES(S):

* Values outside of QC limits

Spike Recovery: 0 out of 5 outside limits

COMMENTS:

FORM III

SW846 8260B MATRIX SPIKE/MATRIX SPIKE DUPLICATE RECOVERY

Lab Name: TestAmerica Laboratories, Inc. Client: Tetra Tech NUS, Inc

Lab Code: TALCAN SDG No: 8H07118

Matrix Spike ID: LAB MS/MSD

Lot #: A8H090103 WO #: KTWQR1AC
BATCH: 8231359

COMPOUND	SPIKE ADDED (ug/L)	SAMPLE CONCENT. (ug/L)	MS CONCENT. (ug/L)	MS % REC	LIMITS REC	QUAL
1,1-Dichloroethene	10	ND	9.2	92	62 - 130	
Trichloroethene	10	1.7	11	89	62 - 130	
Benzene	10	ND	8.6	86	78 - 118	
Toluene	10	ND	9.2	92	70 - 119	
Chlorobenzene	10	ND	8.9	89	76 - 117	

NOTES(S):

Column to be used to flag recovery and RPD values with an asterisk
* Values outside of QC limits

RPD: 0 out of 0 outside limits
Spike Recovery: 0 out of 5 outside limits

COMMENTS:

FORM III

SW846 8260B MATRIX SPIKE/MATRIX SPIKE DUPLICATE RECOVERY

Lab Name: TestAmerica Laboratories, Inc. Client: Tetra Tech NUS, Inc

Lab Code: TALCAN SDG No: 8H07118

Matrix Spike ID: LAB MS/MSD

Lot #: A8H090103 WO #: KTWQR1AD
BATCH: 8231359

COMPOUND	SPIKE ADDED (ug/L)	MSD CONCENT. (ug/L)	MSD % REC	% RPD	QC LIMITS RPD	QC LIMITS REC	QUAL
1,1-Dichloroethene	10	9.0	90	2.1	20	62- 130	
Trichloroethene	10	11	90	1.1	20	62- 130	
Benzene	10	8.7	87	1.6	20	78- 118	
Toluene	10	9.2	92	0.44	20	70- 119	
Chlorobenzene	10	9.0	90	0.79	20	76- 117	

NOTES(S):

Column to be used to flag recovery and RPD values with an asterisk
* Values outside of QC limits

RPD: 0 out of 5 outside limits
Spike Recovery: 0 out of 5 outside limits

COMMENTS:

FORM III

SW846 8260B MATRIX SPIKE/MATRIX SPIKE DUPLICATE RECOVERY

Lab Name: TestAmerica Laboratories, Inc. Client: Tetra Tech NUS, Inc

Lab Code: TALCAN SDG No: 8H07118

Matrix Spike ID: MSA-MW20S-080608

Lot #: A8H070118 WO #: KTQJ61CN
BATCH: 8232297

COMPOUND	SPIKE ADDED (ug/L)	SAMPLE CONCENT. (ug/L)	MS CONCENT. (ug/L)	MS % REC	LIMITS REC	QUAL
1,1-Dichloroethene	730	20	730	98	62 - 130	
Trichloroethene	730	1300	2000	92	62 - 130	
Benzene	730	ND	720	98	78 - 118	
Toluene	730	23	750	100	70 - 119	
Chlorobenzene	730	450	1200	99	76 - 117	

NOTES(S):

Column to be used to flag recovery and RPD values with an asterisk
* Values outside of QC limits

RPD: 0 out of 0 outside limits
Spike Recovery: 0 out of 5 outside limits

COMMENTS:

SW846 8260B MATRIX SPIKE/MATRIX SPIKE DUPLICATE RECOVERY

Lab Name: TestAmerica Laboratories, Inc. Client: Tetra Tech NUS, Inc

Lab Code: TALCAN SDG No: 8H07118

Matrix Spike ID: MSA-MW20S-080608

Lot #: A8H070118 WO #: KTQJ61CP
BATCH: 8232297

COMPOUND	SPIKE ADDED (ug/L)	MSD CONCENT. (ug/L)	MSD % REC	% RPD	QC LIMITS RPD	QC LIMITS REC	QUAL
1,1-Dichloroethene	730	720	96	1.4	20	62 - 130	
Trichloroethene	730	1900	86	2.4	20	62 - 130	
Benzene	730	710	98	0.26	20	78 - 118	
Toluene	730	740	99	1.6	20	70 - 119	
Chlorobenzene	730	1100	96	2.3	20	76 - 117	

NOTES(S):

Column to be used to flag recovery and RPD values with an asterisk
* Values outside of QC limits

RPD: 0 out of 5 outside limits
Spike Recovery: 0 out of 5 outside limits

COMMENTS:

FORM III

SW846 8260B METHOD BLANK SUMMARY

BLANK WORKORDER NO.: KVDX31AA

Lab Name: TestAmerica Laboratories, Inc.

Lab Code: TALCAN SDG Number: 8H07118

Lab File ID: UXX4734.D Lot Number: A8H070118

Date Analyzed: 08/14/08 Time Analyzed: 13:47

Matrix: WATER Date Extracted: 08/14/08

GC Column: DB 624 ID: .18 Extraction Method: 5030B/8260B

Instrument ID: UX10 Level: (low/med) LOW

THIS METHOD BLANK APPLIES TO THE FOLLOWING SAMPLES, LCS, LCSD, MS , MSD:

	CLIENT ID.	SAMPLE WORK ORDER #	LAB FILE ID	DATE ANALYZED	TIME ANALYZED
01	TB-080608	KTQJ31AA	UXX4742.D	08/14/08	16:43
02	MSA-MW15D-080608	KTQJ51CM	UXX4735.D	08/14/08	14:11
03	MSA-MW20S-080608	KTQJ61CM	UXX4736.D	08/14/08	14:33
04	MSA-MW20S-080608	KTQJ61CN S	UXX4740.D	08/14/08	16:00
05	MSA-MW20S-080608	KTQJ61CP D	UXX4741.D	08/14/08	16:21
06	MSA-MW20I-080608	KTQJ71CM	UXX4737.D	08/14/08	14:54
07	MSA-MW15I-080608	KTQJ81CM	UXX4738.D	08/14/08	15:16
08	MSA-MW15S-080608	KTQJ91CM	UXX4739.D	08/14/08	15:38
09	MSA-MW20D-080608	KTQKA1CM	UXX4743.D	08/14/08	17:04
10	CHECK SAMPLE	KVDX31AC C	UXX4731.D	08/14/08	12:04
11	DUPLICATE CHECK	KVDX31AD L	UXX4732.D	08/14/08	12:26
12					
13					
14					
15					
16					
17					
18					
19					
20					
21					
22					
23					
24					
25					
26					
27					
28					
29					
30					

COMMENTS:

FORM IV

SW846 8260B METHOD BLANK SUMMARY

BLANK WORKORDER NO.: KVCEK1AA

Lab Name: TestAmerica Laboratories, Inc.

Lab Code: TALCAN SDG Number: 8H07118

Lab File ID: UXX4749.D Lot Number: A8H080117

Date Analyzed: 08/15/08 Time Analyzed: 11:50

Matrix: WATER Date Extracted: 08/15/08

GC Column: DB 624 ID: .18 Extraction Method: 5030B/8260B

Instrument ID: UX10 Level: (low/med) LOW

THIS METHOD BLANK APPLIES TO THE FOLLOWING SAMPLES, LCS, LCSD, MS , MSD:

	CLIENT ID.	SAMPLE WORK ORDER #	LAB FILE ID	DATE ANALYZED	TIME ANALYZED
01	TB-080708	KTTHN1AA	UXX4750.D	08/15/08	12:11
02	MSA-MW26S-080708	KTTHP1CM	UXX4751.D	08/15/08	12:33
03	MSA-MW19I-080708	KTTHQ1CM	UXX4752.D	08/15/08	12:54
04	MSA-MW26D-080708	KTTHR1CM	UXX4753.D	08/15/08	13:16
05	MSA-MW19D-080708	KTTHT1CM	UXX4754.D	08/15/08	13:38
06	MSA-MW26I-080708	KTTHV1CM	UXX4755.D	08/15/08	13:59
07	INTRA-LAB QC	KTWQR1AA	UXX4763.D	08/15/08	16:52
08	LAB MS/MSD	KTWQR1AC S	UXX4764.D	08/15/08	17:14
09	LAB MS/MSD	KTWQR1AD D	UXX4765.D	08/15/08	17:35
10	CHECK SAMPLE	KVCEK1AC C	UXX4747.D	08/15/08	11:07
11	DUPLICATE CHECK	KVCEK1AD L	UXX4748.D	08/15/08	11:28
12					
13					
14					
15					
16					
17					
18					
19					
20					
21					
22					
23					
24					
25					
26					
27					
28					
29					
30					

COMMENTS:

FORM IV

METHOD BLANK REPORT

GC/MS Volatiles

Client Lot #...: 8H07118 **Work Order #...:** KVDX31AA **Matrix.....:** WATER
MB Lot-Sample #: A8H190000-297

Prep Date.....: 08/14/08 **Final Wgt/Vol..:** 5 mL
Analysis Date..: 08/14/08 **Prep Batch #...:** 8232297
Dilution Factor: 1 **Initial Wgt/Vol:** 5 mL

PARAMETER	RESULT	REPORTING LIMIT	UNITS	METHOD
Acetone	**1.8 J**	**5.0**	**ug/L**	**SW846 8260B**
Bromobenzene	ND	1.0	ug/L	SW846 8260B
Bromochloromethane	ND	1.0	ug/L	SW846 8260B
Bromodichloromethane	ND	1.0	ug/L	SW846 8260B
2-Butanone	**0.93 J**	**5.0**	**ug/L**	**SW846 8260B**
n-Butylbenzene	ND	1.0	ug/L	SW846 8260B
sec-Butylbenzene	ND	1.0	ug/L	SW846 8260B
tert-Butylbenzene	ND	1.0	ug/L	SW846 8260B
Carbon disulfide	ND	1.0	ug/L	SW846 8260B
Dibromochloromethane	ND	1.0	ug/L	SW846 8260B
1,2-Dibromo-3-chloro-propane	ND	2.0	ug/L	SW846 8260B
2-Chloroethyl vinyl ether	ND	5.0	ug/L	SW846 8260B
2-Chlorotoluene	ND	1.0	ug/L	SW846 8260B
4-Chlorotoluene	ND	1.0	ug/L	SW846 8260B
1,2-Dibromoethane	ND	1.0	ug/L	SW846 8260B
Dibromomethane	ND	1.0	ug/L	SW846 8260B
1,2-Dichlorobenzene	ND	1.0	ug/L	SW846 8260B
1,3-Dichlorobenzene	ND	1.0	ug/L	SW846 8260B
1,4-Dichlorobenzene	ND	1.0	ug/L	SW846 8260B
Dichlorodifluoromethane	ND	1.0	ug/L	SW846 8260B
cis-1,2-Dichloroethene	ND	1.0	ug/L	SW846 8260B
trans-1,2-Dichloroethene	ND	1.0	ug/L	SW846 8260B
1,3-Dichloropropane	ND	1.0	ug/L	SW846 8260B
2,2-Dichloropropane	ND	1.0	ug/L	SW846 8260B
1,1-Dichloropropene	ND	1.0	ug/L	SW846 8260B
Trichlorofluoromethane	ND	1.0	ug/L	SW846 8260B
Hexachlorobutadiene	ND	1.0	ug/L	SW846 8260B
2-Hexanone	ND	5.0	ug/L	SW846 8260B
Isopropylbenzene	ND	1.0	ug/L	SW846 8260B
p-Isopropyltoluene	ND	1.0	ug/L	SW846 8260B
tert-Butyl alcohol	ND	20	ug/L	SW846 8260B
4-Methyl-2-pentanone	ND	5.0	ug/L	SW846 8260B
Naphthalene	ND	1.0	ug/L	SW846 8260B
n-Propylbenzene	ND	1.0	ug/L	SW846 8260B
Styrene	ND	1.0	ug/L	SW846 8260B
1,1,1,2-Tetrachloroethane	ND	1.0	ug/L	SW846 8260B
1,2,3-Trichlorobenzene	ND	1.0	ug/L	SW846 8260B
1,2,4-Trichloro-benzene	ND	1.0	ug/L	SW846 8260B
1,2,3-Trichloropropane	ND	1.0	ug/L	SW846 8260B

(Continued on next page)

METHOD BLANK REPORT

GC/MS Volatiles

Client Lot #...: 8H07118 **Work Order #...:** KVDX31AA **Matrix.....:** WATER

PARAMETER	RESULT	REPORTING LIMIT	UNITS	METHOD
1,1,2-Trichloro-1,2,2-trifluoroethane	ND	1.0	ug/L	SW846 8260B
1,2,4-Trimethylbenzene	ND	1.0	ug/L	SW846 8260B
Vinyl acetate	ND	2.0	ug/L	SW846 8260B
o-Xylene	ND	1.0	ug/L	SW846 8260B
Xylenes (total)	ND	2.0	ug/L	SW846 8260B
Methyl tert-butyl ether	ND	5.0	ug/L	SW846 8260B
m-Xylene & p-Xylene	ND	2.0	ug/L	SW846 8260B
1,2,3-Trimethylbenzene	ND	5.0	ug/L	SW846 8260B
Diisopropyl Ether (DIPE)	ND	5.0	ug/L	SW846 8260B
Ethyl-t-Butyl Ether (ETBE	ND	5.0	ug/L	SW846 8260B
Tert-amyl methyl ether (T	ND	5.0	ug/L	SW846 8260B
Benzene	ND	1.0	ug/L	SW846 8260B
Bromoform	ND	1.0	ug/L	SW846 8260B
Bromomethane	ND	1.0	ug/L	SW846 8260B
Carbon tetrachloride	ND	1.0	ug/L	SW846 8260B
Chlorobenzene	ND	1.0	ug/L	SW846 8260B
Chloroethane	ND	1.0	ug/L	SW846 8260B
Chloroform	ND	1.0	ug/L	SW846 8260B
Chloromethane	ND	1.0	ug/L	SW846 8260B
1,1-Dichloroethane	ND	1.0	ug/L	SW846 8260B
1,2-Dichloroethane	ND	1.0	ug/L	SW846 8260B
1,1-Dichloroethene	ND	1.0	ug/L	SW846 8260B
1,2-Dichloropropane	ND	1.0	ug/L	SW846 8260B
cis-1,3-Dichloropropene	ND	1.0	ug/L	SW846 8260B
trans-1,3-Dichloropropene	ND	1.0	ug/L	SW846 8260B
Ethylbenzene	ND	1.0	ug/L	SW846 8260B
Methylene chloride	ND	1.0	ug/L	SW846 8260B
1,1,2,2-Tetrachloroethane	ND	1.0	ug/L	SW846 8260B
Tetrachloroethene	ND	1.0	ug/L	SW846 8260B
Toluene	ND	1.0	ug/L	SW846 8260B
1,1,1-Trichloroethane	ND	1.0	ug/L	SW846 8260B
Trichloroethene	ND	1.0	ug/L	SW846 8260B
Vinyl chloride	ND	1.0	ug/L	SW846 8260B

SURROGATE	PERCENT RECOVERY	RECOVERY LIMITS
Dibromofluoromethane	93	(73 - 122)
1,2-Dichloroethane-d4	99	(61 - 128)
Toluene-d8	93	(76 - 110)
4-Bromofluorobenzene	89	(74 - 116)

NOTE(S):

Calculations are performed before rounding to avoid round-off errors in calculated results.

J Estimated result. Result is less than RL.

SW846 8260B METHOD BLANK SUMMARY

BLANK WORKORDER NO.: KVCEK1AA

Lab Name: TestAmerica Laboratories, Inc.

Lab Code: TALCAN SDG Number: 8H07118

Lab File ID: UXX4749.D Lot Number: A8H090106

Date Analyzed: 08/15/08 Time Analyzed: 11:50

Matrix: WATER Date Extracted: 08/15/08

GC Column: DB 624 ID: .18 Extraction Method: 5030B/8260B

Instrument ID: UX10 Level: (low/med) LOW

THIS METHOD BLANK APPLIES TO THE FOLLOWING SAMPLES, LCS, LCSD, MS , MSD:

	CLIENT ID.	SAMPLE WORK ORDER #	LAB FILE ID	DATE ANALYZED	TIME ANALYZED
01	INTRA-LAB QC	KTWQR1AA	UXX4763.D	08/15/08	16:52
02	LAB MS/MSD	KTWQR1AC S	UXX4764.D	08/15/08	17:14
03	LAB MS/MSD	KTWQR1AD D	UXX4765.D	08/15/08	17:35
04	TB-080808	KTWQ71AA	UXX4756.D	08/15/08	14:21
05	DMW-21I-080808	KTWQ81CM	UXX4757.D	08/15/08	14:43
06	DMW-28I-080808	KTWQ91CM	UXX4758.D	08/15/08	15:05
07	DMW-21D-080808	KTWRA1CM	UXX4759.D	08/15/08	15:27
08	DMW-27DEEP-080808	KTWRC1CM	UXX4760.D	08/15/08	15:48
09	DMW-10S-080808	KTWRD1CM	UXX4761.D	08/15/08	16:09
10	DMW-29DEEP-080808	KTWRE1CM	UXX4762.D	08/15/08	16:31
11	CHECK SAMPLE	KVCEK1AC C	UXX4747.D	08/15/08	11:07
12	DUPLICATE CHECK	KVCEK1AD L	UXX4748.D	08/15/08	11:28
13					
14					
15					
16					
17					
18					
19					
20					
21					
22					
23					
24					
25					
26					
27					
28					
29					
30					

COMMENTS:

FORM IV

METHOD BLANK REPORT

GC/MS Volatiles

Client Lot #...: 8H07118 **Work Order #...:** KVCEK1AA **Matrix.....:** WATER
MB Lot-Sample #: A8H180000-359

Prep Date.....: 08/15/08 **Final Wgt/Vol..:** 5 mL
Analysis Date..: 08/15/08 **Prep Batch #...:** 8231359
Dilution Factor: 1 **Initial Wgt/Vol:** 5 mL

PARAMETER	RESULT	REPORTING LIMIT	UNITS	METHOD
1,2,3-Trichlorobenzene	ND	1.0	ug/L	SW846 8260B
1,2,4-Trichloro-benzene	ND	1.0	ug/L	SW846 8260B
1,2,3-Trichloropropane	ND	1.0	ug/L	SW846 8260B
1,1,2-Trichloro-1,2,2-trifluoroethane	ND	1.0	ug/L	SW846 8260B
1,2,4-Trimethylbenzene	ND	1.0	ug/L	SW846 8260B
Vinyl acetate	ND	2.0	ug/L	SW846 8260B
o-Xylene	ND	1.0	ug/L	SW846 8260B
Acetone	ND	5.0	ug/L	SW846 8260B
Bromobenzene	ND	1.0	ug/L	SW846 8260B
Bromochloromethane	ND	1.0	ug/L	SW846 8260B
Bromodichloromethane	ND	1.0	ug/L	SW846 8260B
2-Butanone	**2.2 J**	**5.0**	**ug/L**	**SW846 8260B**
n-Butylbenzene	ND	1.0	ug/L	SW846 8260B
sec-Butylbenzene	ND	1.0	ug/L	SW846 8260B
tert-Butylbenzene	ND	1.0	ug/L	SW846 8260B
Carbon disulfide	ND	1.0	ug/L	SW846 8260B
Dibromochloromethane	ND	1.0	ug/L	SW846 8260B
1,2-Dibromo-3-chloro-propane	ND	2.0	ug/L	SW846 8260B
2-Chloroethyl vinyl ether	ND	5.0	ug/L	SW846 8260B
2-Chlorotoluene	ND	1.0	ug/L	SW846 8260B
4-Chlorotoluene	ND	1.0	ug/L	SW846 8260B
1,2-Dibromoethane	ND	1.0	ug/L	SW846 8260B
Dibromomethane	ND	1.0	ug/L	SW846 8260B
1,2-Dichlorobenzene	ND	1.0	ug/L	SW846 8260B
1,3-Dichlorobenzene	ND	1.0	ug/L	SW846 8260B
1,4-Dichlorobenzene	ND	1.0	ug/L	SW846 8260B
Dichlorodifluoromethane	ND	1.0	ug/L	SW846 8260B
cis-1,2-Dichloroethene	ND	1.0	ug/L	SW846 8260B
trans-1,2-Dichloroethene	ND	1.0	ug/L	SW846 8260B
1,3-Dichloropropane	ND	1.0	ug/L	SW846 8260B
2,2-Dichloropropane	ND	1.0	ug/L	SW846 8260B
1,1-Dichloropropene	ND	1.0	ug/L	SW846 8260B
Trichlorofluoromethane	ND	1.0	ug/L	SW846 8260B
Hexachlorobutadiene	ND	1.0	ug/L	SW846 8260B
2-Hexanone	ND	5.0	ug/L	SW846 8260B
Isopropylbenzene	ND	1.0	ug/L	SW846 8260B
p-Isopropyltoluene	ND	1.0	ug/L	SW846 8260B
tert-Butyl alcohol	ND	20	ug/L	SW846 8260B

(Continued on next page)

METHOD BLANK REPORT

GC/MS Volatiles

Client Lot #...: 8H07118 **Work Order #...:** KVCEK1AA **Matrix.....:** WATER

PARAMETER	RESULT	REPORTING LIMIT	UNITS	METHOD
4-Methyl-2-pentanone	ND	5.0	ug/L	SW846 8260B
Naphthalene	ND	1.0	ug/L	SW846 8260B
n-Propylbenzene	ND	1.0	ug/L	SW846 8260B
Styrene	ND	1.0	ug/L	SW846 8260B
1,1,1,2-Tetrachloroethane	ND	1.0	ug/L	SW846 8260B
Xylenes (total)	ND	2.0	ug/L	SW846 8260B
Methyl tert-butyl ether	ND	5.0	ug/L	SW846 8260B
m-Xylene & p-Xylene	ND	2.0	ug/L	SW846 8260B
1,2,3-Trimethylbenzene	ND	5.0	ug/L	SW846 8260B
Diisopropyl Ether (DIPE)	ND	5.0	ug/L	SW846 8260B
Ethyl-t-Butyl Ether (ETBE	ND	5.0	ug/L	SW846 8260B
Tert-amyl methyl ether (T	ND	5.0	ug/L	SW846 8260B
Benzene	ND	1.0	ug/L	SW846 8260B
Bromoform	ND	1.0	ug/L	SW846 8260B
Bromomethane	ND	1.0	ug/L	SW846 8260B
Carbon tetrachloride	ND	1.0	ug/L	SW846 8260B
Chlorobenzene	ND	1.0	ug/L	SW846 8260B
Chloroethane	ND	1.0	ug/L	SW846 8260B
Chloroform	ND	1.0	ug/L	SW846 8260B
Chloromethane	ND	1.0	ug/L	SW846 8260B
1,1-Dichloroethane	ND	1.0	ug/L	SW846 8260B
1,2-Dichloroethane	ND	1.0	ug/L	SW846 8260B
1,1-Dichloroethene	ND	1.0	ug/L	SW846 8260B
1,2-Dichloropropane	ND	1.0	ug/L	SW846 8260B
cis-1,3-Dichloropropene	ND	1.0	ug/L	SW846 8260B
trans-1,3-Dichloropropene	ND	1.0	ug/L	SW846 8260B
Ethylbenzene	ND	1.0	ug/L	SW846 8260B
Methylene chloride	**0.63 J**	**1.0**	**ug/L**	**SW846 8260B**
1,1,2,2-Tetrachloroethane	ND	1.0	ug/L	SW846 8260B
Tetrachloroethene	ND	1.0	ug/L	SW846 8260B
Toluene	ND	1.0	ug/L	SW846 8260B
1,1,1-Trichloroethane	ND	1.0	ug/L	SW846 8260B
Trichloroethene	ND	1.0	ug/L	SW846 8260B
Vinyl chloride	ND	1.0	ug/L	SW846 8260B

SURROGATE	PERCENT RECOVERY	RECOVERY LIMITS
Dibromofluoromethane	93	(73 - 122)
1,2-Dichloroethane-d4	95	(61 - 128)
Toluene-d8	91	(76 - 110)
4-Bromofluorobenzene	89	(74 - 116)

NOTE(S):

Calculations are performed before rounding to avoid round-off errors in calculated results.

J Estimated result. Result is less than RL.

8A
VOLATILE INTERNAL STANDARD AREA SUMMARY

Lab Name: NORTH CANTON Contract:

Lab Code: TALCAN Case No.: SAS No.: SDG No.: 8H07118

Lab File ID (Standard): UXX4729 Date Analyzed: 08/14/08

Instrument ID: A3UX10 Time Analyzed: 1120

Matrix: (soil/water) WATER Level: (low/med) LOW Column: (pack/cap) CAP

		IS1(CBZ) AREA #	RT	IS2(DCB) AREA #	RT	IS3 AREA #	RT
	12 HOUR STD	1013149	8.08	661274	10.33	1422785	5.37
	UPPER LIMIT	2026298	8.58	1322548	10.83	2845570	5.87
	LOWER LIMIT	506575	7.58	330637	9.83	711393	4.87
	EPA SAMPLE NO.						
01	KVDX3-CHK	1038561	8.07	679622	10.33	1419739	5.37
02	KVDX3-CKDUP	1036286	8.07	671095	10.33	1426355	5.37
03	KVDX3-BLK	950006	8.07	571275	10.33	1337468	5.37
04	MSA-MW15D-08	949036	8.07	576472	10.33	1342218	5.37
05	MSA-MW20S-08	943396	8.07	580128	10.33	1336854	5.38
06	MSA-MW20I-08	949744	8.07	569077	10.33	1347727	5.37
07	MSA-MW15I-08	929737	8.07	568073	10.33	1291923	5.37
08	MSA-MW15S-08	924204	8.07	564384	10.33	1299705	5.37
09	MSA-MW20S-08	997036	8.07	661320	10.33	1372995	5.37
10	MSA-MW20S-08	1020546	8.07	672361	10.33	1400608	5.37
11	TB-080608	943310	8.07	586046	10.33	1333164	5.37
12	MSA-MW20D-08	958513	8.07	578883	10.33	1323858	5.37
13							
14							
15							
16							
17							
18							
19							
20							
21							
22							

IS1 (CBZ) = Chlorobenzene-d5
IS2 (DCB) = 1,4-Dichlorobenzene-d4
IS3 = Fluorobenzene

UPPER LIMIT = +100% of internal standard area.
LOWER LIMIT = - 50% of internal standard area.

Column used to flag internal standard area values with an asterisk.

FORM VIII VOA 1/87 Rev.

8A
VOLATILE INTERNAL STANDARD AREA SUMMARY

Lab Name: NORTH CANTON Contract:

Lab Code: TALCAN Case No.: SAS No.: SDG No.: 8H07118

Lab File ID (Standard): UXX4745 Date Analyzed: 08/15/08

Instrument ID: A3UX10 Time Analyzed: 1024

Matrix: (soil/water) WATER Level: (low/med) LOW Column: (pack/cap) CAP

		IS1(CBZ) AREA #	RT	IS2(DCB) AREA #	RT	IS3 AREA #	RT
	12 HOUR STD	993809	8.07	663074	10.33	1373910	5.37
	UPPER LIMIT	1987618	8.57	1326148	10.83	2747820	5.87
	LOWER LIMIT	496905	7.57	331537	9.83	686955	4.87
	EPA SAMPLE NO.						
01	KVCEK-CHK	1005076	8.07	665784	10.33	1395673	5.37
02	KVCEK-CKDUP	1015491	8.07	674311	10.32	1395111	5.38
03	KVCEK-BLK	976852	8.07	595800	10.33	1350611	5.37
04	TB-080708	912040	8.07	486582	10.33	1310607	5.37
05	MSA-MW26S-08	968545	8.07	616767	10.33	1369049	5.37
06	MSA-MW19I-08	898720	8.07	485994	10.33	1328602	5.37
07	MSA-MW26D-08	941173	8.07	572213	10.33	1309841	5.37
08	MSA-MW19D-08	909975	8.07	566737	10.33	1271458	5.37
09	MSA-MW26I-08	880547	8.07	477539	10.33	1274549	5.37
10	TB-080808	915916	8.07	554336	10.32	1293958	5.38
11	DMW-21I-0808	909333	8.07	547787	10.33	1304774	5.37
12	DMW-28I-0808	917963	8.07	551179	10.33	1282429	5.37
13	DMW-21D-0808	919947	8.07	549924	10.33	1268149	5.37
14	DMW-27DEEP-0	911351	8.07	566633	10.33	1269680	5.37
15	DMW-10S-0808	905961	8.07	552615	10.33	1261316	5.37
16	DMW-29DEEP-0	876295	8.07	552340	10.33	1230413	5.37
17							
18							
19							
20							
21							
22							

IS1 (CBZ) = Chlorobenzene-d5
IS2 (DCB) = 1,4-Dichlorobenzene-d4
IS3 = Fluorobenzene

UPPER LIMIT = +100% of internal standard area.
LOWER LIMIT = - 50% of internal standard area.

Column used to flag internal standard area values with an asterisk.

TestAmerica

THE LEADER IN ENVIRONMENTAL TESTING

GCMS SEMIVOLATILE DATA

5B

SEMIVOLATILE ORGANIC INSTRUMENT PERFORMANCE CHECK
DECAFLUOROTRIPHENYLPHOSPHINE (DFTPP)

Lab Name: NORTH CANTON Contract:

Lab Code: TACAN Case No.: SAS No.: SDG No.: 8H07118

Lab File ID: 2DF0806 DFTPP Injection Date: 08/06/08

Instrument ID: A4AG2 DFTPP Injection Time: 1326

m/e	ION ABUNDANCE CRITERIA	% RELATIVE ABUNDANCE
51	30.0 - 80.0% of mass 198	63.0
68	Less than 2.0% of mass 69	1.0 (1.8)1
69	Mass 69 relative abundance	53.4
70	Less than 2.0% of mass 69	0.2 (0.4)1
127	25.0 - 75.0% of mass 198	55.4
197	Less than 1.0% of mass 198	0.0
198	Base Peak, 100% relative abundance	100.0
199	5.0 to 9.0% of mass 198	6.7
275	10.0 - 30.0% of mass 198	24.9
365	Greater than 0.75% of mass 198	3.58
441	Present, but less than mass 443	10.0
442	40.0 - 110.0% of mass 198	66.1
443	15.0 - 24.0% of mass 442	13.0 (19.7)2

1-Value is % mass 69 2-Value is % mass 442

THIS CHECK APPLIES TO THE FOLLOWING SAMPLES, MS, MSD, BLANKS, AND STANDARDS:

	EPA SAMPLE NO.	LAB SAMPLE ID	LAB FILE ID	DATE ANALYZED	TIME ANALYZED
01	SSTD009	L9	2SHHH0806	08/06/08	1337
02	SSTD008	L8	2SHH0806	08/06/08	1354
03	SSTD007	L7	2SH0806	08/06/08	1412
04	SSTD006	L6	2SMH0806	08/06/08	1429
05	SSTD005	L5	2SMM0806	08/06/08	1446
06	SSTD004	L4	2SM0806	08/06/08	1504
07	SSTD003	L3	2SML0806	08/06/08	1521
08	SSTD002	L2	2SL0806	08/06/08	1539
09	SSTD001	L1	2SLL0806	08/06/08	1556
10					
11					
12					
13					
14					
15					
16					
17					
18					
19					
20					
21					
22					

Report Date : 07-Aug-2008 07:04

TestAmerica North Canton

INITIAL CALIBRATION DATA

Start Cal Date : 22-JUL-2008 09:23
End Cal Date : 06-AUG-2008 18:33
Quant Method : ISTD
Target Version : 4.14
Integrator : HP RTE
Method file : \\cansvr11\dd\chem\MSS\a4ag2.i\80806A.b\8270-625.m
Last Edit : 07-Aug-2008 06:36 hulat

Calibration File Names:
Level 1: \\cansvr11\dd\chem\MSS\a4ag2.i\80806A.b\2SLL0806.D
Level 2: \\cansvr11\dd\chem\MSS\a4ag2.i\80806A.b\2AL0806.D
Level 3: \\cansvr11\dd\chem\MSS\a4ag2.i\80806A.b\2AML0806.D
Level 4: \\cansvr11\dd\chem\MSS\a4ag2.i\80806A.b\2AM0806.D
Level 5: \\cansvr11\dd\chem\MSS\a4ag2.i\80806A.b\2AMM0806.D
Level 6: \\cansvr11\dd\chem\MSS\a4ag2.i\80806A.b\2AMH0806.D
Level 7: \\cansvr11\dd\chem\MSS\a4ag2.i\80806A.b\2AH0806.D
Level 8: \\cansvr11\dd\chem\MSS\a4ag2.i\80806A.b\2AHH0806.D
Level 9: \\cansvr11\dd\chem\MSS\a4ag2.i\80806A.b\2AHHH0806.D

Compound	0.0500000 Level 1	0.2500000 Level 2	0.5000000 Level 3	1.0000 Level 4	2.5000 Level 5	5.0000 Level 6	Curve	Coefficients b	m1	m2	%RSD or R^2	
	7.5000 Level 7	10.0000 Level 8	12.5000 Level 9									
198 1,4-Dioxane	+++++	0.48668	0.45659	0.47058	0.48133	0.42628						
	0.44704	0.46868	0.43564				AVRG		0.45910		4.69916	<-
7 N-Nitrosomorpholine	+++++	1.14333	1.18334	1.11423	1.17771	1.20610						
	1.23713	1.34017	1.44399				AVRG		1.23075		8.92036	<-
8 Ethyl methanesulfonate	+++++	1.00957	1.00036	0.97025	0.98965	0.98603						
	1.05904	1.15268	1.23582				AVRG		1.05042		9.05642	<-

TestAmerica North Canton

CONTINUING CALIBRATION COMPOUNDS

Instrument ID: a4ag2.i Injection Date: 06-AUG-2008 16:13
Lab File ID: ICVTCL.D Init. Cal. Date(s): 22-JUL-2008 06-AUG-2008
Analysis Type: Init. Cal. Times: 09:23 18:33
Lab Sample ID: ICVTCL Quant Type: ISTD
Method: \\cansvr11\dd\chem\MSS\a4ag2.i\80806A.b\8270-625.m

COMPOUND	RRF / AMOUNT	RF5	CCAL RRF5	MIN RRF	%D / %DRIFT	MAX %D / %DRIFT	CURVE TYPE
198 1,4-Dioxane	0.45910	0.50778	0.50778	0.010	-10.60353	50.00000	Averaged
9 Pyridine	1.33598	1.41563	1.41563	0.010	-5.96173	50.00000	Averaged
10 N-Nitrosodimethylamine	0.84018	0.88499	0.88499	0.010	-5.33279	50.00000	Averaged
12 3-Chloropropionitrile	1.05146	1.09348	1.09348	0.010	-3.99607	50.00000	Averaged
209 Benzaldehyde	0.86191	0.90503	0.90503	0.010	-5.00330	50.00000	Averaged
21 Aniline	2.06681	2.04428	2.04428	0.010	1.09045	50.00000	Averaged
22 Phenol	1.78063	1.78208	1.78208	0.010	-0.08115	20.00000	Averaged
23 bis(2-Chloroethyl)ether	5.00000	4.54114	1.41525	0.010	9.17729	0.000e+000	Quadratic
24 2-Chlorophenol	1.39643	1.37681	1.37681	0.010	1.40512	50.00000	Averaged
26 1,3-Dichlorobenzene	1.32149	1.30005	1.30005	0.010	1.62264	50.00000	Averaged
27 1,4-Dichlorobenzene	1.31540	1.23043	1.23043	0.010	6.45927	20.00000	Averaged
28 1,2-Dichlorobenzene	1.31071	1.30452	1.30452	0.010	0.47222	50.00000	Averaged
29 Benzyl Alcohol	0.88355	0.86775	0.86775	0.010	1.78844	50.00000	Averaged
30 2-Methylphenol	1.34471	1.38953	1.38953	0.010	-3.33280	50.00000	Averaged
31 bis(2-Chloroisopropyl)ether	2.78146	2.77236	2.77236	0.010	0.32719	50.00000	Averaged
37 Acetophenone	1.86477	1.87026	1.87026	0.010	-0.29413	50.00000	Averaged
32 N-Nitroso-di-n-propylamine	1.17218	1.18227	1.18227	0.050	-0.86142	50.00000	Averaged
192 4-Methylphenol	1.36553	1.40609	1.40609	0.010	-2.97026	50.00000	Averaged
34 Hexachloroethane	0.54587	0.54626	0.54626	0.010	-0.07114	50.00000	Averaged
35 Nitrobenzene	0.39502	0.38942	0.38942	0.010	1.41888	50.00000	Averaged
41 Isophorone	0.66445	0.65468	0.65468	0.010	1.46985	50.00000	Averaged
42 2-Nitrophenol	5.00000	4.68814	0.19309	0.010	6.23730	0.000e+000	Quadratic
43 2,4-Dimethylphenol	0.40049	0.39762	0.39762	0.010	0.71849	50.00000	Averaged
44 bis(2-Chloroethoxy)methane	0.37343	0.37089	0.37089	0.010	0.68063	50.00000	Averaged
46 2,4-Toluenediamene	0.20470	0.18998	0.18998	0.010	7.19073	50.00000	Averaged
47 1,3,5-Trichlorobenzene	0.27568	0.26559	0.26559	0.010	3.65960	50.00000	Averaged
48 2,4-Dichlorophenol	0.26674	0.26538	0.26538	0.010	0.50886	20.00000	Averaged
49 Benzoic Acid	10.00000	8.67622	0.21462	0.010	13.23781	0.000e+000	Quadratic
50 1,2,4-Trichlorobenzene	0.26920	0.25804	0.25804	0.010	4.14728	50.00000	Averaged
51 Naphthalene	0.98815	0.99950	0.99950	0.010	-1.14905	50.00000	Averaged
52 4-Chloroaniline	0.43090	0.39434	0.39434	0.010	8.48530	50.00000	Averaged
56 Hexachlorobutadiene	0.15839	0.15476	0.15476	0.010	2.28929	20.00000	Averaged
210 Caprolactam	5.00000	4.67134	0.10747	0.010	6.57324	0.000e+000	Quadratic
57 1,2,3-Trichlorobenzene	0.25086	0.23895	0.23895	0.010	4.74908	50.00000	Averaged
59 4-Chloro-3-Methylphenol	0.33991	0.33180	0.33180	0.010	2.38507	20.00000	Averaged
62 2-Methylnaphthalene	0.58452	0.58326	0.58326	0.010	0.21474	50.00000	Averaged
63 1-Methylnaphthalene	0.63734	0.64074	0.64074	0.010	-0.53259	50.00000	Averaged
64 Hexachlorocyclopentadiene	5.00000	4.53727	0.31506	0.050	9.25450	0.000e+000	Quadratic
66 2,4,6-Trichlorophenol	0.34651	0.34626	0.34626	0.010	0.07227	20.00000	Averaged
67 2,4,5-Trichlorophenol	0.37223	0.35718	0.35718	0.010	4.04302	50.00000	Averaged
211 1,1'-Biphenyl	1.54192	1.58064	1.58064	0.010	-2.51130	50.00000	Averaged
68 1,2,3,5-Tetrachlorobenzene	0.51913	0.50648	0.50648	0.010	2.43518	50.00000	Averaged

5B

SEMIVOLATILE ORGANIC INSTRUMENT PERFORMANCE CHECK
DECAFLUOROTRIPHENYLPHOSPHINE (DFTPP)

Lab Name: NORTH CANTON Contract:

Lab Code: TACAN Case No.: SAS No.: SDG No.: 8H07118

Lab File ID: 2DF0808 DFTPP Injection Date: 08/08/08

Instrument ID: A4AG2 DFTPP Injection Time: 1131

m/e	ION ABUNDANCE CRITERIA	% RELATIVE ABUNDANCE
51	30.0 - 80.0% of mass 198	64.6
68	Less than 2.0% of mass 69	1.1 (2.0)1
69	Mass 69 relative abundance	54.2
70	Less than 2.0% of mass 69	0.2 (0.4)1
127	25.0 - 75.0% of mass 198	56.7
197	Less than 1.0% of mass 198	0.0
198	Base Peak, 100% relative abundance	100.0
199	5.0 to 9.0% of mass 198	6.9
275	10.0 - 30.0% of mass 198	26.2
365	Greater than 0.75% of mass 198	4.00
441	Present, but less than mass 443	9.7
442	40.0 - 110.0% of mass 198	66.2
443	15.0 - 24.0% of mass 442	12.6 (19.0)2

1-Value is % mass 69 2-Value is % mass 442

THIS CHECK APPLIES TO THE FOLLOWING SAMPLES, MS, MSD, BLANKS, AND STANDARDS:

	EPA SAMPLE NO.	LAB SAMPLE ID	LAB FILE ID	DATE ANALYZED	TIME ANALYZED
01	SSTD006	L6	2SMH0808	08/08/08	1142
02	KTRE6BLK	KTRE61AA	KTRE61AA	08/08/08	1216
03	MSA-MW20D-08	KTQKA1AN	KTQKA1AN	08/08/08	1326
04	MSA-MW15S-08	KTQJ91AN	KTQJ91AN	08/08/08	1343
05	MSA-MW15I-08	KTQJ81AN	KTQJ81AN	08/08/08	1401
06	MSA-MW20I-08	KTQJ71AN	KTQJ71AN	08/08/08	1418
07	MSA-MW15D-08	KTQJ51AC	KTQJ51AC	08/08/08	1453
08					
09					
10					
11					
12					
13					
14					
15					
16					
17					
18					
19					
20					
21					
22					

TestAmerica North Canton

CONTINUING CALIBRATION COMPOUNDS

Instrument ID: a4ag2.i Injection Date: 08-AUG-2008 11:42
Lab File ID: 2SMH0808.D Init. Cal. Date(s): 22-JUL-2008 06-AUG-2008
Analysis Type: Init. Cal. Times: 09:23 18:33
Lab Sample ID: L6 Quant Type: ISTD
Method: \\cansvr11\dd\chem\MSS\a4ag2.i\80808A.b\8270-625.m

COMPOUND	RRF / AMOUNT	RF5	CCAL RRF5	MIN RRF	%D / %DRIFT	MAX %D / %DRIFT	CURVE TYPE
198 1,4-Dioxane	0.45910	0.56983	0.56983	0.010	-24.11858	50.00000	Averaged
9 Pyridine	1.33598	1.52242	1.52242	0.010	-13.95464	50.00000	Averaged
10 N-Nitrosodimethylamine	0.84018	0.93898	0.93898	0.010	-11.75864	50.00000	Averaged
12 3-Chloropropionitrile	1.05146	1.16314	1.16314	0.010	-10.62094	50.00000	Averaged
209 Benzaldehyde	0.86191	0.89612	0.89612	0.010	-3.96931	50.00000	Averaged
21 Aniline	2.06681	2.12131	2.12131	0.010	-2.63673	50.00000	Averaged
22 Phenol	1.78063	1.81742	1.81742	0.010	-2.06615	20.00000	Averaged
23 bis(2-Chloroethyl)ether	5.00000	4.35424	1.35206	0.010	12.91526	0.000e+000	Quadratic
24 2-Chlorophenol	1.39643	1.38944	1.38944	0.010	0.50040	50.00000	Averaged
26 1,3-Dichlorobenzene	1.32149	1.30786	1.30786	0.010	1.03144	50.00000	Averaged
27 1,4-Dichlorobenzene	1.31540	1.25810	1.25810	0.010	4.35600	20.00000	Averaged
28 1,2-Dichlorobenzene	1.31071	1.23427	1.23427	0.010	5.83221	50.00000	Averaged
29 Benzyl Alcohol	0.88355	0.79573	0.79573	0.010	9.93975	50.00000	Averaged
30 2-Methylphenol	1.34471	1.25139	1.25139	0.010	6.93990	50.00000	Averaged
31 bis(2-Chloroisopropyl)ether	2.78146	2.80760	2.80760	0.010	-0.93968	50.00000	Averaged
37 Acetophenone	1.86477	1.80593	1.80593	0.010	3.15560	50.00000	Averaged
32 N-Nitroso-di-n-propylamine	1.17218	1.17298	1.17298	0.050	-0.06853	50.00000	Averaged
192 4-Methylphenol	1.36553	1.36983	1.36983	0.010	-0.31430	50.00000	Averaged
34 Hexachloroethane	0.54587	0.53988	0.53988	0.010	1.09759	50.00000	Averaged
35 Nitrobenzene	0.39502	0.42595	0.42595	0.010	-7.82867	50.00000	Averaged
41 Isophorone	0.66445	0.69068	0.69068	0.010	-3.94854	50.00000	Averaged
42 2-Nitrophenol	5.00000	4.92072	0.20355	0.010	1.58570	0.000e+000	Quadratic
43 2,4-Dimethylphenol	0.40049	0.41849	0.41849	0.010	-4.49300	50.00000	Averaged
44 bis(2-Chloroethoxy)methane	0.37343	0.37751	0.37751	0.010	-1.09384	50.00000	Averaged
46 2,4-Toluenediamene	0.20470	0.18905	0.18905	0.010	7.64500	50.00000	Averaged
47 1,3,5-Trichlorobenzene	0.27568	0.26754	0.26754	0.010	2.95267	50.00000	Averaged
48 2,4-Dichlorophenol	0.26674	0.26784	0.26784	0.010	-0.41148	20.00000	Averaged
49 Benzoic Acid	10.00000	9.08527	0.22693	0.010	9.14726	0.000e+000	Quadratic
50 1,2,4-Trichlorobenzene	0.26920	0.25367	0.25367	0.010	5.76831	50.00000	Averaged
51 Naphthalene	0.98815	0.98355	0.98355	0.010	0.46486	50.00000	Averaged
52 4-Chloroaniline	0.43090	0.43456	0.43456	0.010	-0.84951	50.00000	Averaged
56 Hexachlorobutadiene	0.15839	0.14596	0.14596	0.010	7.84789	20.00000	Averaged
210 Caprolactam	5.00000	4.82057	0.11121	0.010	3.58863	0.000e+000	Quadratic
57 1,2,3-Trichlorobenzene	0.25086	0.23285	0.23285	0.010	7.17965	50.00000	Averaged
59 4-Chloro-3-Methylphenol	0.33991	0.33445	0.33445	0.010	1.60614	20.00000	Averaged
62 2-Methylnaphthalene	0.58452	0.57224	0.57224	0.010	2.10125	50.00000	Averaged
63 1-Methylnaphthalene	0.63734	0.62778	0.62778	0.010	1.50036	50.00000	Averaged
64 Hexachlorocyclopentadiene	5.00000	4.77696	0.33422	0.050	4.46078	0.000e+000	Quadratic
66 2,4,6-Trichlorophenol	0.34651	0.36165	0.36165	0.010	-4.36951	20.00000	Averaged
67 2,4,5-Trichlorophenol	0.37223	0.36719	0.36719	0.010	1.35290	50.00000	Averaged
211 1,1'-Biphenyl	1.54192	1.61396	1.61396	0.010	-4.67228	50.00000	Averaged
68 1,2,3,5-Tetrachlorobenzene	0.51913	0.50959	0.50959	0.010	1.83673	50.00000	Averaged

5B

SEMIVOLATILE ORGANIC INSTRUMENT PERFORMANCE CHECK
DECAFLUOROTRIPHENYLPHOSPHINE (DFTPP)

Lab Name: NORTH CANTON Contract:

Lab Code: TACAN Case No.: SAS No.: SDG No.: 8H07118

Lab File ID: 2DF0811 DFTPP Injection Date: 08/11/08

Instrument ID: A4AG2 DFTPP Injection Time: 0803

m/e	ION ABUNDANCE CRITERIA	% RELATIVE ABUNDANCE
51	30.0 - 80.0% of mass 198	43.8
68	Less than 2.0% of mass 69	0.0 (0.0)1
69	Mass 69 relative abundance	44.4
70	Less than 2.0% of mass 69	0.3 (0.6)1
127	25.0 - 75.0% of mass 198	53.2
197	Less than 1.0% of mass 198	0.0
198	Base Peak, 100% relative abundance	100.0
199	5.0 to 9.0% of mass 198	6.5
275	10.0 - 30.0% of mass 198	26.7
365	Greater than 0.75% of mass 198	3.03
441	Present, but less than mass 443	7.6
442	40.0 - 110.0% of mass 198	49.4
443	15.0 - 24.0% of mass 442	9.9 (20.0)2

1-Value is % mass 69 2-Value is % mass 442

THIS CHECK APPLIES TO THE FOLLOWING SAMPLES, MS, MSD, BLANKS, AND STANDARDS:

	EPA SAMPLE NO.	LAB SAMPLE ID	LAB FILE ID	DATE ANALYZED	TIME ANALYZED
01	SSTD006	L6	2SMH0811	08/11/08	0818
02	MSA-MW20S-08	KTQJ61AN	KTQJ61AN	08/11/08	1449
03					
04					
05					
06					
07					
08					
09					
10					
11					
12					
13					
14					
15					
16					
17					
18					
19					
20					
21					
22					

Report Date: 11-Aug-2008 08:34

TestAmerica North Canton

CONTINUING CALIBRATION COMPOUNDS

Instrument ID: a4ag2.i
Lab File ID: 2SMH0811.D
Analysis Type:
Lab Sample ID: L6
Method: \\cansvr11\dd\chem\MSS\a4ag2.i\80811A.b\8270-625.m

Injection Date: 11-AUG-2008 08:18
Init. Cal. Date(s): 22-JUL-2008 06-AUG-2008
Init. Cal. Times: 09:23 18:33
Quant Type: ISTD

COMPOUND	RRF / AMOUNT	RF5	CCAL RRF5	MIN RRF	%D / %DRIFT	MAX %D / %DRIFT	CURVE TYPE
198 1,4-Dioxane	0.45910	0.45656	0.45656	0.010	0.55446	50.00000	Averaged
9 Pyridine	1.33598	1.10873	1.10873	0.010	17.01046	50.00000	Averaged
10 N-Nitrosodimethylamine	0.84018	0.70719	0.70719	0.010	15.82907	50.00000	Averaged
12 3-Chloropropionitrile	1.05146	0.62907	0.62907	0.010	40.17142	50.00000	Averaged
209 Benzaldehyde	0.86191	0.73235	0.73235	0.010	15.03217	50.00000	Averaged
21 Aniline	2.06681	1.77929	1.77929	0.010	13.91161	50.00000	Averaged
22 Phenol	1.78063	1.57030	1.57030	0.010	11.81243	20.00000	Averaged
23 bis(2-Chloroethyl)ether	5.00000	3.71358	1.13708	0.010	25.72841	0.000e+000	Quadratic
24 2-Chlorophenol	1.39643	1.37524	1.37524	0.010	1.51774	50.00000	Averaged
26 1,3-Dichlorobenzene	1.32149	1.29241	1.29241	0.010	2.20069	50.00000	Averaged
27 1,4-Dichlorobenzene	1.31540	1.27701	1.27701	0.010	2.91865	20.00000	Averaged
28 1,2-Dichlorobenzene	1.31071	1.25569	1.25569	0.010	4.19758	50.00000	Averaged
29 Benzyl Alcohol	0.88355	0.75667	0.75667	0.010	14.36065	50.00000	Averaged
30 2-Methylphenol	1.34471	1.18744	1.18744	0.010	11.69585	50.00000	Averaged
31 bis(2-Chloroisopropyl)ether	2.78146	1.56712	1.56712	0.010	43.65831	50.00000	Averaged
37 Acetophenone	1.86477	1.62583	1.62583	0.010	12.81363	50.00000	Averaged
32 N-Nitroso-di-n-propylamine	1.17218	0.87075	0.87075	0.050	25.71476	50.00000	Averaged
192 4-Methylphenol	1.36553	1.21004	1.21004	0.010	11.38683	50.00000	Averaged
34 Hexachloroethane	0.54587	0.52146	0.52146	0.010	4.47135	50.00000	Averaged
35 Nitrobenzene	0.39502	0.31469	0.31469	0.010	20.33629	50.00000	Averaged
41 Isophorone	0.66445	0.53650	0.53650	0.010	19.25638	50.00000	Averaged
42 2-Nitrophenol	5.00000	4.87267	0.20138	0.010	2.54657	0.000e+000	Quadratic
43 2,4-Dimethylphenol	0.40049	0.34975	0.34975	0.010	12.66979	50.00000	Averaged
44 bis(2-Chloroethoxy)methane	0.37343	0.32031	0.32031	0.010	14.22566	50.00000	Averaged
46 2,4-Toluenediamene	0.20470	0.20437	0.20437	0.010	0.15937	50.00000	Averaged
47 1,3,5-Trichlorobenzene	0.27568	0.28490	0.28490	0.010	-3.34734	50.00000	Averaged
48 2,4-Dichlorophenol	0.26674	0.26351	0.26351	0.010	1.21238	20.00000	Averaged
49 Benzoic Acid	10.00000	6.65627	0.15410	0.010	33.43730	0.000e+000	Quadratic
50 1,2,4-Trichlorobenzene	0.26920	0.26971	0.26971	0.010	-0.18851	50.00000	Averaged
51 Naphthalene	0.98815	0.95050	0.95050	0.010	3.81032	50.00000	Averaged
52 4-Chloroaniline	0.43090	0.39000	0.39000	0.010	9.49039	50.00000	Averaged
56 Hexachlorobutadiene	0.15839	0.15342	0.15342	0.010	3.13302	20.00000	Averaged
210 Caprolactam	5.00000	4.19850	0.09563	0.010	16.03003	0.000e+000	Quadratic
57 1,2,3-Trichlorobenzene	0.25086	0.24958	0.24958	0.010	0.51065	50.00000	Averaged
59 4-Chloro-3-Methylphenol	0.33991	0.27966	0.27966	0.010	17.72412	20.00000	Averaged
62 2-Methylnaphthalene	0.58452	0.57898	0.57898	0.010	0.94734	50.00000	Averaged
63 1-Methylnaphthalene	0.63734	0.62806	0.62806	0.010	1.45612	50.00000	Averaged
64 Hexachlorocyclopentadiene	5.00000	4.42588	0.30622	0.050	11.48240	0.000e+000	Quadratic
66 2,4,6-Trichlorophenol	0.34651	0.35365	0.35365	0.010	-2.05863	20.00000	Averaged
67 2,4,5-Trichlorophenol	0.37223	0.38656	0.38656	0.010	-3.85189	50.00000	Averaged
211 1,1'-Biphenyl	1.54192	1.51153	1.51153	0.010	1.97080	50.00000	Averaged
68 1,2,3,5-Tetrachlorobenzene	0.51913	0.51795	0.51795	0.010	0.22578	50.00000	Averaged

5B

SEMIVOLATILE ORGANIC INSTRUMENT PERFORMANCE CHECK
DECAFLUOROTRIPHENYLPHOSPHINE (DFTPP)

Lab Name: NORTH CANTON Contract:

Lab Code: TACAN Case No.: SAS No.: SDG No.: 8H07118

Lab File ID: 2DF0812 DFTPP Injection Date: 08/12/08

Instrument ID: A4AG2 DFTPP Injection Time: 1210

m/e	ION ABUNDANCE CRITERIA	% RELATIVE ABUNDANCE
51	30.0 - 80.0% of mass 198	36.9
68	Less than 2.0% of mass 69	0.0 (0.0)1
69	Mass 69 relative abundance	36.7
70	Less than 2.0% of mass 69	0.2 (0.6)1
127	25.0 - 75.0% of mass 198	48.2
197	Less than 1.0% of mass 198	0.0
198	Base Peak, 100% relative abundance	100.0
199	5.0 to 9.0% of mass 198	6.5
275	10.0 - 30.0% of mass 198	25.4
365	Greater than 0.75% of mass 198	2.76
441	Present, but less than mass 443	7.3
442	40.0 - 110.0% of mass 198	47.1
443	15.0 - 24.0% of mass 442	8.8 (18.6)2

1-Value is % mass 69 2-Value is % mass 442

THIS CHECK APPLIES TO THE FOLLOWING SAMPLES, MS, MSD, BLANKS, AND STANDARDS:

	EPA SAMPLE NO.	LAB SAMPLE ID	LAB FILE ID	DATE ANALYZED	TIME ANALYZED
01	SSTD009	L9	2SHHH0812	08/12/08	1221
02	SSTD008	L8	2SHH0812	08/12/08	1238
03	SSTD007	L7	2SH0812	08/12/08	1255
04	SSTD006	L6	2SMH0812	08/12/08	1423
05	SSTD005	L5	2SMM0812	08/12/08	1440
06	SSTD004	L4	2SM0812	08/12/08	1458
07	SSTD003	L3	2SML0812	08/12/08	1515
08	SSTD002	L2	2SL0812	08/12/08	1533
09	SSTD001	L1	2SLL0812	08/12/08	1550
10					
11					
12					
13					
14					
15					
16					
17					
18					
19					
20					
21					
22					

Report Date : 14-Aug-2008 10:42

TestAmerica North Canton

INITIAL CALIBRATION DATA

Start Cal Date : 22-JUL-2008 09:23
End Cal Date : 12-AUG-2008 21:25
Quant Method : ISTD
Target Version : 4.14
Integrator : HP RTE
Method file : \\cansvr11\dd\chem\MSS\a4ag2.i\80812b.b\8270-625.m
Last Edit : 14-Aug-2008 10:29 a4ag2.i

Calibration File Names:
Level 1: \\cansvr11\dd\chem\MSS\a4ag2.i\80812A.b\2SLL0812.D
Level 2: \\cansvr11\dd\chem\MSS\a4ag2.i\80812b.b\2TL0812.D
Level 3: \\cansvr11\dd\chem\MSS\a4ag2.i\80812b.b\2TML0812.D
Level 4: \\cansvr11\dd\chem\MSS\a4ag2.i\80812b.b\2TM0812.D
Level 5: \\cansvr11\dd\chem\MSS\a4ag2.i\80812b.b\2TMM0812.D
Level 6: \\cansvr11\dd\chem\MSS\a4ag2.i\80812b.b\2TMH0812.D
Level 7: \\cansvr11\dd\chem\MSS\a4ag2.i\80812b.b\2TH0812.D
Level 8: \\cansvr11\dd\chem\MSS\a4ag2.i\80812b.b\2THH0812.D
Level 9: \\cansvr11\dd\chem\MSS\a4ag2.i\80812b.b\2THHH0812.D

Compound	0.0500000 Level 1	0.2500000 Level 2	0.5000000 Level 3	1.0000 Level 4	2.5000 Level 5	5.0000 Level 6	Curve	Coefficients b	m1	m2	%RSD or R^2	
	7.5000 Level 7	10.0000 Level 8	12.5000 Level 9									
198 1,4-Dioxane	+++++	0.36175	0.38620	0.42021	0.33453	0.39814						
	0.47532	0.46319	0.46402				AVRG		0.41292		12.54422	<-
7 N-Nitrosomorpholine	+++++	0.74719	0.70455	0.74320	0.72183	0.78569						
	0.74533	0.87609	0.92848				AVRG		0.78155		10.14454	<-
8 Ethyl methanesulfonate	+++++	0.87457	0.82441	0.75376	0.77508	0.82125						
	0.77661	0.91264	0.95955				AVRG		0.83724		8.67984	<-

TestAmerica North Canton

CONTINUING CALIBRATION COMPOUNDS

Instrument ID: a4ag2.i Injection Date: 12-AUG-2008 16:07
Lab File ID: ICVTCL.D Init. Cal. Date(s): 22-JUL-2008 12-AUG-2008
Analysis Type: Init. Cal. Times: 09:23 21:25
Lab Sample ID: ICVTCL Quant Type: ISTD
Method: \\cansvr11\dd\chem\MSS\a4ag2.i\80812A.b\8270-625.m

COMPOUND	RRF / AMOUNT	RF5	CCAL RRF5	MIN RRF	%D / %DRIFT	MAX %D / %DRIFT	CURVE TYPE
198 1,4-Dioxane	0.41292	0.43167	0.43167	0.010	-4.54067	50.00000	Averaged
9 Pyridine	1.05904	1.08681	1.08681	0.010	-2.62218	50.00000	Averaged
10 N-Nitrosodimethylamine	0.62323	0.65539	0.65539	0.010	-5.15949	50.00000	Averaged
12 3-Chloropropionitrile	0.60153	0.56196	0.56196	0.010	6.57775	50.00000	Averaged
209 Benzaldehyde	0.67482	0.67392	0.67392	0.010	0.13369	50.00000	Averaged
21 Aniline	1.64510	1.87490	1.87490	0.010	-13.96892	50.00000	Averaged
22 Phenol	1.45654	1.48686	1.48686	0.010	-2.08132	20.00000	Averaged
23 bis(2-Chloroethyl)ether	1.28959	1.17378	1.17378	0.010	8.98078	50.00000	Averaged
24 2-Chlorophenol	1.37149	1.40062	1.40062	0.010	-2.12394	50.00000	Averaged
26 1,3-Dichlorobenzene	1.33837	1.30301	1.30301	0.010	2.64187	50.00000	Averaged
27 1,4-Dichlorobenzene	1.33704	1.30387	1.30387	0.010	2.48054	20.00000	Averaged
28 1,2-Dichlorobenzene	1.31236	1.29394	1.29394	0.010	1.40357	50.00000	Averaged
29 Benzyl Alcohol	0.79712	0.80948	0.80948	0.010	-1.55083	50.00000	Averaged
30 2-Methylphenol	1.19516	1.23354	1.23354	0.010	-3.21121	50.00000	Averaged
31 bis(2-Chloroisopropyl)ether	1.52140	1.52508	1.52508	0.010	-0.24160	50.00000	Averaged
37 Acetophenone	1.63042	1.68677	1.68677	0.010	-3.45633	50.00000	Averaged
32 N-Nitroso-di-n-propylamine	0.87074	0.91237	0.91237	0.050	-4.78048	50.00000	Averaged
192 4-Methylphenol	1.24770	1.26744	1.26744	0.010	-1.58161	50.00000	Averaged
34 Hexachloroethane	0.50444	0.49208	0.49208	0.010	2.45021	50.00000	Averaged
35 Nitrobenzene	0.29639	0.28942	0.28942	0.010	2.35124	50.00000	Averaged
41 Isophorone	0.51825	0.53067	0.53067	0.010	-2.39679	50.00000	Averaged
42 2-Nitrophenol	5.00000	4.91602	0.19851	0.010	1.67959	0.000e+000	Quadratic
43 2,4-Dimethylphenol	0.33819	0.34394	0.34394	0.010	-1.70044	50.00000	Averaged
44 bis(2-Chloroethoxy)methane	0.31132	0.31254	0.31254	0.010	-0.39123	50.00000	Averaged
46 2,4-Toluenediamene	5.00000	5.53820	0.18512	0.010	-10.76407	0.000e+000	Quadratic
47 1,3,5-Trichlorobenzene	0.28350	0.27521	0.27521	0.010	2.92281	50.00000	Averaged
48 2,4-Dichlorophenol	0.27045	0.27505	0.27505	0.010	-1.70136	20.00000	Averaged
49 Benzoic Acid	10.00000	9.28910	0.21906	0.010	7.10897	0.000e+000	Quadratic
50 1,2,4-Trichlorobenzene	0.27452	0.26871	0.26871	0.010	2.11784	50.00000	Averaged
51 Naphthalene	0.94910	0.96609	0.96609	0.010	-1.79054	50.00000	Averaged
52 4-Chloroaniline	0.42566	0.45071	0.45071	0.010	-5.88637	50.00000	Averaged
56 Hexachlorobutadiene	0.16078	0.15602	0.15602	0.010	2.96126	20.00000	Averaged
210 Caprolactam	0.10115	0.10330	0.10330	0.010	-2.12183	50.00000	Averaged
57 1,2,3-Trichlorobenzene	0.25726	0.25235	0.25235	0.010	1.90633	50.00000	Averaged
59 4-Chloro-3-Methylphenol	0.29376	0.30252	0.30252	0.010	-2.98365	20.00000	Averaged
62 2-Methylnaphthalene	0.58122	0.59617	0.59617	0.010	-2.57180	50.00000	Averaged
63 1-Methylnaphthalene	0.64135	0.65883	0.65883	0.010	-2.72485	50.00000	Averaged
64 Hexachlorocyclopentadiene	5.00000	4.76638	0.30171	0.050	4.67236	0.000e+000	Quadratic
66 2,4,6-Trichlorophenol	0.35493	0.35450	0.35450	0.010	0.12286	20.00000	Averaged
67 2,4,5-Trichlorophenol	0.38126	0.38176	0.38176	0.010	-0.13157	50.00000	Averaged
211 1,1'-Biphenyl	1.44676	1.47089	1.47089	0.010	-1.66776	50.00000	Averaged
68 1,2,3,5-Tetrachlorobenzene	0.50745	0.49042	0.49042	0.010	3.35497	50.00000	Averaged

5B

SEMIVOLATILE ORGANIC INSTRUMENT PERFORMANCE CHECK
DECAFLUOROTRIPHENYLPHOSPHINE (DFTPP)

Lab Name: NORTH CANTON Contract:

Lab Code: TACAN Case No.: SAS No.: SDG No.: 8H07118

Lab File ID: 2DF0814 DFTPP Injection Date: 08/14/08

Instrument ID: A4AG2 DFTPP Injection Time: 0933

m/e	ION ABUNDANCE CRITERIA	% RELATIVE ABUNDANCE
51	30.0 - 80.0% of mass 198	42.5
68	Less than 2.0% of mass 69	0.0 (0.0)1
69	Mass 69 relative abundance	43.4
70	Less than 2.0% of mass 69	0.2 (0.4)1
127	25.0 - 75.0% of mass 198	50.3
197	Less than 1.0% of mass 198	0.0
198	Base Peak, 100% relative abundance	100.0
199	5.0 to 9.0% of mass 198	6.6
275	10.0 - 30.0% of mass 198	27.9
365	Greater than 0.75% of mass 198	2.78
441	Present, but less than mass 443	8.7
442	40.0 - 110.0% of mass 198	55.2
443	15.0 - 24.0% of mass 442	10.9 (19.8)2

1-Value is % mass 69 2-Value is % mass 442

THIS CHECK APPLIES TO THE FOLLOWING SAMPLES, MS, MSD, BLANKS, AND STANDARDS:

	EPA SAMPLE NO.	LAB SAMPLE ID	LAB FILE ID	DATE ANALYZED	TIME ANALYZED
01	SSTD006	L6	2SMH0814	08/14/08	0943
02	KTRE6CHK	KTRE61AC	KTRE61AC	08/14/08	1610
03					
04					
05					
06					
07					
08					
09					
10					
11					
12					
13					
14					
15					
16					
17					
18					
19					
20					
21					
22					

B-15

TestAmerica North Canton

CONTINUING CALIBRATION COMPOUNDS

Instrument ID: a4ag2.i
Lab File ID: 2SMH0814.D
Analysis Type:
Lab Sample ID: L6
Method: \\cansvr11\dd\chem\MSS\a4ag2.i\80814A.b\8270-625.m

Injection Date: 14-AUG-2008 09:43
Init. Cal. Date(s): 22-JUL-2008 12-AUG-2008
Init. Cal. Times: 09:23 21:25
Quant Type: ISTD

COMPOUND	RRF / AMOUNT	RF5	CCAL RRF5	MIN RRF	%D / %DRIFT	MAX %D / %DRIFT	CURVE TYPE
198 1,4-Dioxane	0.41292	0.40522	0.40522	0.010	1.86411	50.00000	Averaged
9 Pyridine	1.05904	1.05905	1.05905	0.010	-0.00116	50.00000	Averaged
10 N-Nitrosodimethylamine	0.62323	0.60321	0.60321	0.010	3.21330	50.00000	Averaged
12 3-Chloropropionitrile	0.60153	0.55185	0.55185	0.010	8.25753	50.00000	Averaged
209 Benzaldehyde	0.67482	0.64017	0.64017	0.010	5.13565	50.00000	Averaged
21 Aniline	1.64510	1.79968	1.79968	0.010	-9.39674	50.00000	Averaged
22 Phenol	1.45654	1.49038	1.49038	0.010	-2.32315	20.00000	Averaged
23 bis(2-Chloroethyl)ether	1.28959	1.09001	1.09001	0.010	15.47617	50.00000	Averaged
24 2-Chlorophenol	1.37149	1.38714	1.38714	0.010	-1.14154	50.00000	Averaged
26 1,3-Dichlorobenzene	1.33837	1.29407	1.29407	0.010	3.30978	50.00000	Averaged
27 1,4-Dichlorobenzene	1.33704	1.26346	1.26346	0.010	5.50300	20.00000	Averaged
28 1,2-Dichlorobenzene	1.31236	1.25949	1.25949	0.010	4.02880	50.00000	Averaged
29 Benzyl Alcohol	0.79712	0.76224	0.76224	0.010	4.37602	50.00000	Averaged
30 2-Methylphenol	1.19516	1.15577	1.15577	0.010	3.29587	50.00000	Averaged
31 bis(2-Chloroisopropyl)ether	1.52140	1.28940	1.28940	0.010	15.24903	50.00000	Averaged
37 Acetophenone	1.63042	1.58313	1.58313	0.010	2.90025	50.00000	Averaged
32 N-Nitroso-di-n-propylamine	0.87074	0.81088	0.81088	0.050	6.87452	50.00000	Averaged
192 4-Methylphenol	1.24770	1.24684	1.24684	0.010	0.06870	50.00000	Averaged
34 Hexachloroethane	0.50444	0.47993	0.47993	0.010	4.85903	50.00000	Averaged
35 Nitrobenzene	0.29639	0.28219	0.28219	0.010	4.79179	50.00000	Averaged
41 Isophorone	0.51825	0.50015	0.50015	0.010	3.49230	50.00000	Averaged
42 2-Nitrophenol	5.00000	4.77363	0.19218	0.010	4.52747	0.000e+000	Quadratic
43 2,4-Dimethylphenol	0.33819	0.33945	0.33945	0.010	-0.37436	50.00000	Averaged
44 bis(2-Chloroethoxy)methane	0.31132	0.31013	0.31013	0.010	0.38283	50.00000	Averaged
46 2,4-Toluenediamene	5.00000	4.99800	0.16515	0.010	0.04008	0.000e+000	Quadratic
47 1,3,5-Trichlorobenzene	0.28350	0.28300	0.28300	0.010	0.17620	50.00000	Averaged
48 2,4-Dichlorophenol	0.27045	0.27120	0.27120	0.010	-0.27808	20.00000	Averaged
49 Benzoic Acid	10.00000	8.89615	0.20851	0.010	11.03849	0.000e+000	Quadratic
50 1,2,4-Trichlorobenzene	0.27452	0.27546	0.27546	0.010	-0.34076	50.00000	Averaged
51 Naphthalene	0.94910	0.93613	0.93613	0.010	1.36600	50.00000	Averaged
52 4-Chloroaniline	0.42566	0.42664	0.42664	0.010	-0.23073	50.00000	Averaged
56 Hexachlorobutadiene	0.16078	0.15559	0.15559	0.010	3.22995	20.00000	Averaged
210 Caprolactam	0.10115	0.10074	0.10074	0.010	0.40583	50.00000	Averaged
57 1,2,3-Trichlorobenzene	0.25726	0.25576	0.25576	0.010	0.58091	50.00000	Averaged
59 4-Chloro-3-Methylphenol	0.29376	0.28346	0.28346	0.010	3.50694	20.00000	Averaged
62 2-Methylnaphthalene	0.58122	0.57894	0.57894	0.010	0.39136	50.00000	Averaged
63 1-Methylnaphthalene	0.64135	0.63059	0.63059	0.010	1.67709	50.00000	Averaged
64 Hexachlorocyclopentadiene	5.00000	4.82460	0.30593	0.050	3.50802	0.000e+000	Quadratic
66 2,4,6-Trichlorophenol	0.35493	0.35949	0.35949	0.010	-1.28281	20.00000	Averaged
67 2,4,5-Trichlorophenol	0.38126	0.38999	0.38999	0.010	-2.29059	50.00000	Averaged
211 1,1'-Biphenyl	1.44676	1.44019	1.44019	0.010	0.45402	50.00000	Averaged
68 1,2,3,5-Tetrachlorobenzene	0.50745	0.51339	0.51339	0.010	-1.17114	50.00000	Averaged

5B

SEMIVOLATILE ORGANIC INSTRUMENT PERFORMANCE CHECK
DECAFLUOROTRIPHENYLPHOSPHINE (DFTPP)

Lab Name: NORTH CANTON Contract:

Lab Code: TACAN Case No.: SAS No.: SDG No.: 8H07118

Lab File ID: 7DF0805 DFTPP Injection Date: 08/05/08

Instrument ID: A4HP7 DFTPP Injection Time: 1800

m/e	ION ABUNDANCE CRITERIA	% RELATIVE ABUNDANCE
51	30.0 - 80.0% of mass 198	44.9
68	Less than 2.0% of mass 69	0.4 (0.7)1
69	Mass 69 relative abundance	55.0
70	Less than 2.0% of mass 69	0.3 (0.5)1
127	25.0 - 75.0% of mass 198	57.8
197	Less than 1.0% of mass 198	0.7
198	Base Peak, 100% relative abundance	100.0
199	5.0 to 9.0% of mass 198	6.6
275	10.0 - 30.0% of mass 198	21.8
365	Greater than 0.75% of mass 198	2.43
441	Present, but less than mass 443	11.3
442	40.0 - 110.0% of mass 198	76.4
443	15.0 - 24.0% of mass 442	15.0 (19.6)2

1-Value is % mass 69 2-Value is % mass 442

THIS CHECK APPLIES TO THE FOLLOWING SAMPLES, MS, MSD, BLANKS, AND STANDARDS:

	EPA SAMPLE NO.	LAB SAMPLE ID	LAB FILE ID	DATE ANALYZED	TIME ANALYZED
01	SSTD005	L5	7SMM0805	08/05/08	1820
02	SSTD004	L4	7SM0805	08/05/08	1840
03	SSTD003	L3	7SML0805	08/05/08	1900
04	SSTD002	L2	7SL0805	08/05/08	1920
05	SSTD001	L1	7SLL0805	08/05/08	1940
06	SSTD009	L9	7HHH0805	08/05/08	2000
07	SSTD008	L8	7SHH0805	08/05/08	2020
08	SSTD007	L7	7SH0805	08/05/08	2040
09	SSTD006	L6	7SMH0805	08/05/08	2100
10					
11					
12					
13					
14					
15					
16					
17					
18					
19					
20					
21					
22					

Report Date : 06-Aug-2008 08:21

TestAmerica North Canton

INITIAL CALIBRATION DATA

Start Cal Date : 05-AUG-2008 16:13
End Cal Date : 05-AUG-2008 21:00
Quant Method : ISTD
Origin : Included
Target Version : 4.14
Integrator : HP RTE
Method file : \\cansvr11\dd\chem\MSS\a4hp7.i\80805a.b\8270-625.m
Last Edit : 05-Aug-2008 21:33 gruberj

Calibration File Names:
Level 1: \\cansvr11\dd\chem\MSS\a4hp7.i\80805a.b\7SLL0805.D
Level 2: \\cansvr11\dd\chem\MSS\a4hp7.i\80805a.b\7SL0805.D
Level 3: \\cansvr11\dd\chem\MSS\a4hp7.i\80805a.b\7SML0805.D
Level 4: \\cansvr11\dd\chem\MSS\a4hp7.i\80805a.b\7SM0805.D
Level 5: \\cansvr11\dd\chem\MSS\a4hp7.i\80805a.b\7SMM0805.D
Level 6: \\cansvr11\dd\chem\MSS\a4hp7.i\80805a.b\7SMH0805.D
Level 7: \\cansvr11\dd\chem\MSS\a4hp7.i\80805a.b\7SH0805.D
Level 8: \\cansvr11\dd\chem\MSS\a4hp7.i\80805a.b\7SHH0805.D
Level 9: \\cansvr11\dd\chem\MSS\a4hp7.i\80805a.b\7HHH0805.D

Compound	0.0500000 Level 1	0.2500000 Level 2	0.5000000 Level 3	1.0000 Level 4	2.5000 Level 5	5.0000 Level 6	Curve	Coefficients b	m1	m2	%RSD or R^2	
	7.5000 Level 7	10.0000 Level 8	12.5000 Level 9									
198 1,4-Dioxane	+++++	0.70319	0.67229	0.69226	0.69472	0.66483						
	0.66081	0.71670	0.68908				AVRG		0.68674		2.82167	<-
7 N-Nitrosomorpholine	+++++	+++++	+++++	+++++	+++++	+++++						
	+++++	+++++	+++++				AVRG		0.000e+000		0.000e+000	<-
8 Ethyl methanesulfonate	+++++	+++++	+++++	+++++	+++++	+++++						
	+++++	+++++	+++++				AVRG		0.000e+000		0.000e+000	<-

5B

SEMIVOLATILE ORGANIC INSTRUMENT PERFORMANCE CHECK
DECAFLUOROTRIPHENYLPHOSPHINE (DFTPP)

Lab Name: NORTH CANTON Contract:

Lab Code: TACAN Case No.: SAS No.: SDG No.: 8H07118

Lab File ID: 7DF0811 DFTPP Injection Date: 08/11/08

Instrument ID: A4HP7 DFTPP Injection Time: 0925

m/e	ION ABUNDANCE CRITERIA	% RELATIVE ABUNDANCE
51	30.0 - 80.0% of mass 198	40.3
68	Less than 2.0% of mass 69	0.9 (1.8)1
69	Mass 69 relative abundance	49.8
70	Less than 2.0% of mass 69	0.3 (0.6)1
127	25.0 - 75.0% of mass 198	57.8
197	Less than 1.0% of mass 198	0.7
198	Base Peak, 100% relative abundance	100.0
199	5.0 to 9.0% of mass 198	6.8
275	10.0 - 30.0% of mass 198	23.7
365	Greater than 0.75% of mass 198	2.90
441	Present, but less than mass 443	12.5
442	40.0 - 110.0% of mass 198	83.1
443	15.0 - 24.0% of mass 442	15.6 (18.7)2

1-Value is % mass 69 2-Value is % mass 442

THIS CHECK APPLIES TO THE FOLLOWING SAMPLES, MS, MSD, BLANKS, AND STANDARDS:

	EPA SAMPLE NO.	LAB SAMPLE ID	LAB FILE ID	DATE ANALYZED	TIME ANALYZED
01	SSTD006	L6	7SMH0811	08/11/08	1007
02	KTWPNBLK	KTWPN1AA	KTWPN1AA	08/11/08	1026
03	KTWPNCHK	KTWPN1AC	KTWPN1AC	08/11/08	1045
04	KTWPNCKDUP	KTWPN1AD	KTWPN1AD	08/11/08	1104
05	MSA-MW26D-08	KTTHR1AN	KTTHR1AN	08/11/08	1432
06	MSA-MW19D-08	KTTHT1AN	KTTHT1AN	08/11/08	1451
07	MSA-MW26I-08	KTTHV1AN	KTTHV1AN	08/11/08	1509
08	MSA-MW26S-08	KTTHP1AC	KTTHP1AC	08/11/08	1528
09	MSA-MW19I-08	KTTHQ1AN	KTTHQ1AN	08/11/08	1608
10					
11					
12					
13					
14					
15					
16					
17					
18					
19					
20					
21					
22					

TestAmerica North Canton

CONTINUING CALIBRATION COMPOUNDS

Instrument ID: a4hp7.i Injection Date: 11-AUG-2008 10:07
Lab File ID: 7SMH0811.D Init. Cal. Date(s): 05-AUG-2008 05-AUG-2008
Analysis Type: Init. Cal. Times: 16:13 21:00
Lab Sample ID: 16 Quant Type: ISTD
Method: \\cansvr11\dd\chem\MSS\a4hp7.i\80811a.b\8270-625.m

COMPOUND	RRF / AMOUNT	RF5	CCAL RRF5	MIN RRF	%D / %DRIFT	MAX %D / %DRIFT	CURVE TYPE
142 Benzo(k)fluoranthene	1.19535	1.22917	1.22917	0.010	-2.82925	50.00000	Averaged
146 Benzo(a)pyrene	1.07761	1.13575	1.13575	0.010	-5.39557	20.00000	Averaged
149 Indeno(1,2,3-cd)pyrene	1.20384	1.26882	1.26882	0.010	-5.39830	50.00000	Averaged
150 Dibenz(a,h)anthracene	1.02197	1.10144	1.10144	0.010	-7.77598	50.00000	Averaged
151 Benzo(g,h,i)perylene	1.05512	1.12502	1.12502	0.010	-6.62520	50.00000	Averaged
198 1,4-Dioxane	0.68674	0.52111	0.52111	0.010	24.11850	50.00000	Averaged
$ 154 Nitrobenzene-d5	0.45302	0.48343	0.48343	0.010	-6.71370	50.00000	Averaged
$ 155 2-Fluorobiphenyl	1.10130	1.10598	1.10598	0.010	-0.42499	50.00000	Averaged
$ 156 Terphenyl-d14	0.68219	0.69559	0.69559	0.010	-1.96394	50.00000	Averaged
$ 157 Phenol-d5	2.17631	2.10391	2.10391	0.010	3.32651	50.00000	Averaged
$ 158 2-Fluorophenol	1.40988	1.33856	1.33856	0.010	5.05877	50.00000	Averaged
$ 159 2,4,6-Tribromophenol	0.12287	0.13570	0.13570	0.010	-10.43625	50.00000	Averaged
$ 186 2-Chlorophenol-d4	1.15601	1.14329	1.14329	0.010	1.10077	50.00000	Averaged
$ 187 1,2-Dichlorobenzene-d4	0.76594	0.80112	0.80112	0.010	-4.59260	50.00000	Averaged
M 195 Cresols, total	3.22813	3.26934	3.26934	0.010	-1.27656	50.00000	Averaged
101 Diphenylamine	0.51340	0.50382	0.50382	0.010	1.86688	50.00000	Averaged

5B

SEMIVOLATILE ORGANIC INSTRUMENT PERFORMANCE CHECK
DECAFLUOROTRIPHENYLPHOSPHINE (DFTPP)

Lab Name: NORTH CANTON Contract:

Lab Code: TACAN Case No.: SAS No.: SDG No.: 8H07118

Lab File ID: 7DF0812 DFTPP Injection Date: 08/12/08

Instrument ID: A4HP7 DFTPP Injection Time: 1308

m/e	ION ABUNDANCE CRITERIA	% RELATIVE ABUNDANCE
51	30.0 - 80.0% of mass 198	44.6
68	Less than 2.0% of mass 69	0.6 (1.1)1
69	Mass 69 relative abundance	54.2
70	Less than 2.0% of mass 69	0.3 (0.5)1
127	25.0 - 75.0% of mass 198	56.5
197	Less than 1.0% of mass 198	0.1
198	Base Peak, 100% relative abundance	100.0
199	5.0 to 9.0% of mass 198	6.4
275	10.0 - 30.0% of mass 198	21.4
365	Greater than 0.75% of mass 198	2.66
441	Present, but less than mass 443	9.9
442	40.0 - 110.0% of mass 198	71.3
443	15.0 - 24.0% of mass 442	13.2 (18.5)2

1-Value is % mass 69 2-Value is % mass 442

THIS CHECK APPLIES TO THE FOLLOWING SAMPLES, MS, MSD, BLANKS, AND STANDARDS:

	EPA SAMPLE NO.	LAB SAMPLE ID	LAB FILE ID	DATE ANALYZED	TIME ANALYZED
01	SSTD006	L6	7SMH0812	08/12/08	1325
02	KTW8RBLK	KTW8R1AA	KTW8R1AA	08/12/08	1505
03	KTW8RCHK	KTW8R1AC	KTW8R1AC	08/12/08	1524
04	KTW8RCKDUP	KTW8R1AD	KTW8R1AD	08/12/08	1543
05	DMW-21I-0808	KTWQ81AC	KTWQ81AC	08/12/08	1736
06	DMW-28I-0808	KTWQ91AN	KTWQ91AN	08/12/08	1755
07	DMW-21D-0808	KTWRA1AN	KTWRA1AN	08/12/08	1813
08	DMW-27DEEP-0	KTWRC1A1	KTWRC1A1	08/12/08	1832
09	DMW-10S-0808	KTWRD1AN	KTWRD1AN	08/12/08	1851
10	DMW-29DEEP-0	KTWRE1A1	KTWRE1A1	08/12/08	1910
11					
12					
13					
14					
15					
16					
17					
18					
19					
20					
21					
22					

TestAmerica North Canton

CONTINUING CALIBRATION COMPOUNDS

Instrument ID: a4hp7.i Injection Date: 12-AUG-2008 13:25
Lab File ID: 7SMH0812.D Init. Cal. Date(s): 05-AUG-2008 05-AUG-2008
Analysis Type: Init. Cal. Times: 16:13 21:00
Lab Sample ID: 16 Quant Type: ISTD
Method: \\cansvr11\dd\chem\MSS\a4hp7.i\80812a.b\8270-625.m

COMPOUND	RRF / AMOUNT	RF5	CCAL RRF5	MIN RRF	%D / %DRIFT	MAX %D / %DRIFT	CURVE TYPE
142 Benzo(k)fluoranthene	1.19535	1.31022	1.31022	0.010	-9.61019	50.00000	Averaged
146 Benzo(a)pyrene	1.07761	1.14179	1.14179	0.010	-5.95637	20.00000	Averaged
149 Indeno(1,2,3-cd)pyrene	1.20384	1.26257	1.26257	0.010	-4.87922	50.00000	Averaged
150 Dibenz(a,h)anthracene	1.02197	1.07162	1.07162	0.010	-4.85826	50.00000	Averaged
151 Benzo(g,h,i)perylene	1.05512	1.09533	1.09533	0.010	-3.81086	50.00000	Averaged
198 1,4-Dioxane	0.68674	0.66730	0.66730	0.010	2.82966	50.00000	Averaged
$ 154 Nitrobenzene-d5	0.45302	0.47128	0.47128	0.010	-4.03055	50.00000	Averaged
$ 155 2-Fluorobiphenyl	1.10130	1.11598	1.11598	0.010	-1.33346	50.00000	Averaged
$ 156 Terphenyl-d14	0.68219	0.66861	0.66861	0.010	1.99024	50.00000	Averaged
$ 157 Phenol-d5	2.17631	1.94138	1.94138	0.010	10.79489	50.00000	Averaged
$ 158 2-Fluorophenol	1.40988	1.38206	1.38206	0.010	1.97344	50.00000	Averaged
$ 159 2,4,6-Tribromophenol	0.12287	0.12958	0.12958	0.010	-5.45975	50.00000	Averaged
$ 186 2-Chlorophenol-d4	1.15601	1.07628	1.07628	0.010	6.89662	50.00000	Averaged
$ 187 1,2-Dichlorobenzene-d4	0.76594	0.75808	0.75808	0.010	1.02639	50.00000	Averaged
M 195 Cresols, total	3.22813	2.97089	2.97089	0.010	7.96876	50.00000	Averaged
101 Diphenylamine	0.51340	0.46688	0.46688	0.010	9.06214	50.00000	Averaged

SW846 8270C SURROGATE RECOVERY

Lab Name: TestAmerica Laboratories, Inc. Client: Tetra Tech NUS, Inc

Lab Code: TALCAN SDG No: 8H07118

Lot #: A8H070118

Extraction: XXI54QL01

	CLIENT ID.	SRG01	SRG02	SRG03	SRG04	SRG05	SRG06	TOT OUT
01	MSA-MW15D-080608	63	46	98	21	35	61	00
02	MSA-MW20S-080608	56 D	58 D	98 D	22 D	46 D	69 D	00
03	MSA-MW20I-080608	66	49	87	21	37	62	00
04	MSA-MW15I-080608	49	35	65	18	31	50	00
05	MSA-MW15S-080608	69	45	100	24	42	74	00
06	MSA-MW20D-080608	68	46	92	23	42	64	00
07	INTRA-LAB QC	59	31	91	19	35	73	00
08	METHOD BLK. KTRE61AA	50	32	78	33	48	47	00
09	LCS KTRE61AC	71	66	94	52	72	96	00
10	LAB MS/MSD D	58	38	73	37	53	60	00
11	LAB MS/MSD S	60	36	71	40	58	57	00

SURROGATES		QC LIMITS
SRG01	= Nitrobenzene-d5	(27-111)
SRG02	= 2-Fluorobiphenyl	(28-110)
SRG03	= Terphenyl-d14	(37-119)
SRG04	= Phenol-d5	(10-110)
SRG05	= 2-Fluorophenol	(10-110)
SRG06	= 2,4,6-Tribromophenol	(22-120)

\# Column to be used to flag recovery values
* Values outside of required QC Limits
D System monitoring Compound diluted out

FORM II

SW846 8270C SURROGATE RECOVERY

Lab Name: TestAmerica Laboratories, Inc. Client: Tetra Tech NUS, Inc

Lab Code: TALCAN SDG No: 8H07118

Lot #: A8H080117

Extraction: XXI51QL01

	CLIENT ID.	SRG01	SRG02	SRG03	SRG04	SRG05	SRG06	TOT OUT
01	MSA-MW26S-080708	86	74	73	69	60	94	00
02	MSA-MW19I-080708	75	70	97	66	59	92	00
03	MSA-MW26D-080708	64	61	86	56	51	83	00
04	MSA-MW19D-080708	80	77	101	71	64	96	00
05	MSA-MW26I-080708	80	75	99	69	61	92	00
06	METHOD BLK. KTWPN1AA	58	50	71	52	47	55	00
07	LCS KTWPN1AC	87	82	104	75	71	86	00
08	LCSD KTWPN1AD	89	82	104	74	72	85	00

SURROGATES		QC LIMITS
SRG01	= Nitrobenzene-d5	(27-111)
SRG02	= 2-Fluorobiphenyl	(28-110)
SRG03	= Terphenyl-d14	(37-119)
SRG04	= Phenol-d5	(10-110)
SRG05	= 2-Fluorophenol	(10-110)
SRG06	= 2,4,6-Tribromophenol	(22-120)

\# Column to be used to flag recovery values
* Values outside of required QC Limits
D System monitoring Compound diluted out

FORM II

SW846 8270C SURROGATE RECOVERY

Lab Name: TestAmerica Laboratories, Inc. Client: Tetra Tech NUS, Inc

Lab Code: TALCAN SDG No: 8H07118

Lot #: A8H090106

Extraction: XXI51QL01

	CLIENT ID.	SRG01	SRG02	SRG03	SRG04	SRG05	SRG06	TOT OUT
01	DMW-21I-080808	77	72	72	62	67	87	00
02	DMW-28I-080808	64	63	83	57	58	85	00
03	DMW-21D-080808	66	62	85	56	59	80	00
04	DMW-27DEEP-080808	54	54	68	46	46	79	00
05	DMW-10S-080808	69	69	87	63	63	85	00
06	DMW-29DEEP-080808	68	66	91	56	58	79	00
07	METHOD BLK. KTW8R1AA	78	76	92	65	71	81	00
08	LCS KTW8R1AC	76	74	97	63	71	81	00
09	LCSD KTW8R1AD	74	73	96	63	70	81	00

SURROGATES		QC LIMITS
SRG01	= Nitrobenzene-d5	(27-111)
SRG02	= 2-Fluorobiphenyl	(28-110)
SRG03	= Terphenyl-d14	(37-119)
SRG04	= Phenol-d5	(10-110)
SRG05	= 2-Fluorophenol	(10-110)
SRG06	= 2,4,6-Tribromophenol	(22-120)

\# Column to be used to flag recovery values
* Values outside of required QC Limits
D System monitoring Compound diluted out

FORM II

SW846 8270C CHECK SAMPLE RECOVERY

Lab Name: TestAmerica Laboratories, Inc. Client: Tetra Tech NUS, Inc

Lab Code: TALCAN SDG No: 8H07118

Lot #: A8H070000 WO #: KTRE61AC
BATCH: 8220251

COMPOUND	SPIKE ADDED (ug/L)	SAMPLE CONCENT. (ug/L)	% REC	QC LIMITS REC	QUAL
1,2,4-Trichlorobenzene	40	23	58	25 - 110	
Acenaphthene	40	27	68	40 - 110	
2,4-Dinitrotoluene	40	28	70	52 - 123	
Pyrene	40	28	69	55 - 120	
N-Nitrosodi-n-propylamine	40	28	70	37 - 121	
1,4-Dichlorobenzene	40	21	53	19 - 110	
Pentachlorophenol	40	34	84	26 - 110	
Phenol	40	20	51	14 - 112	
2-Chlorophenol	40	32	79	27 - 110	
4-Chloro-3-methylphenol	40	30	75	39 - 110	
4-Nitrophenol	40	18	46	12 - 130	

NOTES(S):

* Values outside of QC limits

Spike Recovery: 0 out of 11 outside limits

COMMENTS:

FORM III

SW846 8270C CHECK SAMPLE RECOVERY

Lab Name: TestAmerica Laboratories, Inc. Client: Tetra Tech NUS, Inc

Lab Code: TALCAN SDG No: 8H07118

Lot #: A8H090000 WO #: KTWPN1AC
BATCH: 8222017

COMPOUND	SPIKE ADDED (ug/L)	SAMPLE CONCENT. (ug/L)	% REC	QC LIMITS REC	QUAL
1,2,4-Trichlorobenzene	40	29	73	25- 110	
Acenaphthene	40	36	91	40- 110	
2,4-Dinitrotoluene	40	36	90	52- 123	
Pyrene	40	33	82	55- 120	
N-Nitrosodi-n-propylamine	40	30	76	37- 121	
1,4-Dichlorobenzene	40	27	69	19- 110	
Pentachlorophenol	40	33	82	26- 110	
Phenol	40	29	73	14- 112	
2-Chlorophenol	40	29	71	27- 110	
4-Chloro-3-methylphenol	40	32	79	39- 110	
4-Nitrophenol	40	34	85	12- 130	

NOTES(S):

* Values outside of QC limits

Spike Recovery: 0 out of 11 outside limits

COMMENTS:

FORM III

SW846 8270C CHECK SAMPLE DUPLICATE RECOVERY

Lab Name: TestAmerica Laboratories, Inc. Client: Tetra Tech NUS, Inc

Lab Code: TALCAN SDG No: 8H07118

Lot #: A8H090000 WO #: KTWPN1AD
BATCH: 8222017

COMPOUND	SPIKE ADDED (ug/L)	SAMPLE CONCENT. (ug/L)	% REC	QC LIMITS REC	QUAL
1,2,4-Trichlorobenzene	40	29	72	25- 110	
Acenaphthene	40	35	88	40- 110	
2,4-Dinitrotoluene	40	36	90	52- 123	
Pyrene	40	32	81	55- 120	
N-Nitrosodi-n-propylamine	40	29	72	37- 121	
1,4-Dichlorobenzene	40	26	66	19- 110	
Pentachlorophenol	40	33	83	26- 110	
Phenol	40	28	71	14- 112	
2-Chlorophenol	40	27	68	27- 110	
4-Chloro-3-methylphenol	40	32	80	39- 110	
4-Nitrophenol	40	34	86	12- 130	

NOTES(S):

* Values outside of QC limits

Spike Recovery: 0 out of 11 outside limits

COMMENTS:

FORM III

SW846 8270C CHECK SAMPLE RECOVERY

Lab Name: TestAmerica Laboratories, Inc. Client: Tetra Tech NUS, Inc

Lab Code: TALCAN SDG No: 8H07118

Lot #: A8H090000 WO #: KTW8R1AC
BATCH: 8222094

COMPOUND	SPIKE ADDED (ug/L)	SAMPLE CONCENT. (ug/L)	% REC	QC LIMITS REC	QUAL
2-Chlorophenol	40	26	64	27- 110	
4-Chloro-3-methylphenol	40	29	72	39- 110	
4-Nitrophenol	40	31	78	12- 130	
1,2,4-Trichlorobenzene	40	27	68	25- 110	
Acenaphthene	40	34	84	40- 110	
2,4-Dinitrotoluene	40	34	84	52- 123	
Pyrene	40	29	74	55- 120	
N-Nitrosodi-n-propylamine	40	27	68	37- 121	
1,4-Dichlorobenzene	40	26	65	19- 110	
Pentachlorophenol	40	29	72	26- 110	
Phenol	40	27	68	14- 112	

NOTES(S):

* Values outside of QC limits

Spike Recovery: 0 out of 11 outside limits

COMMENTS:

FORM III

SW846 8270C CHECK SAMPLE DUPLICATE RECOVERY

Lab Name: TestAmerica Laboratories, Inc. Client: Tetra Tech NUS, Inc

Lab Code: TALCAN SDG No: 8H07118

Lot #: A8H090000 WO #: KTW8R1AD
BATCH: 8222094

COMPOUND	SPIKE ADDED (ug/L)	SAMPLE CONCENT. (ug/L)	% REC	QC LIMITS REC	QUAL
1,2,4-Trichlorobenzene	40	26	66	25- 110	
Acenaphthene	40	34	85	40- 110	
2,4-Dinitrotoluene	40	34	84	52- 123	
Pyrene	40	29	72	55- 120	
N-Nitrosodi-n-propylamine	40	27	69	37- 121	
1,4-Dichlorobenzene	40	25	63	19- 110	
Pentachlorophenol	40	28	70	26- 110	
Phenol	40	27	68	14- 112	
2-Chlorophenol	40	25	63	27- 110	
4-Chloro-3-methylphenol	40	28	71	39- 110	
4-Nitrophenol	40	31	76	12- 130	

NOTES(S):

* Values outside of QC limits

Spike Recovery: 0 out of 11 outside limits

COMMENTS:

FORM III

SW846 8270C MATRIX SPIKE/MATRIX SPIKE DUPLICATE RECOVERY

Lab Name: TestAmerica Laboratories, Inc. Client: Tetra Tech NUS, Inc

Lab Code: TALCAN SDG No: 8H07118

Matrix Spike ID: LAB MS/MSD

Lot #: A8H070197 WO #: KTQ541CH
BATCH: 8220251

COMPOUND	SPIKE ADDED (ug/L)	SAMPLE CONCENT. (ug/L)	MS CONCENT. (ug/L)	MS % REC	LIMITS REC	QUAL
1,2,4-Trichlorobenzene	38	ND	8.5	22*	25 - 110	a
Acenaphthene	38	ND	30	78	36 - 110	
2,4-Dinitrotoluene	38	ND	49	129*	46 - 119	a
Pyrene	38	ND	50	130*	54 - 115	a
N-Nitrosodi-n-propylamine	38	ND	43	111	25 - 119	
1,4-Dichlorobenzene	38	ND	9.1	24	17 - 110	
Pentachlorophenol	38	ND	47	121*	23 - 110	a
Phenol	38	ND	30	78	16 - 110	
2-Chlorophenol	38	ND	37	97	26 - 110	
4-Chloro-3-methylphenol	38	ND	45	116*	33 - 110	a
4-Nitrophenol	38	ND	35	90	13 - 127	

NOTES(S):

a Spiked analyte recovery is outside stated control limits.

Column to be used to flag recovery and RPD values with an asterisk
* Values outside of QC limits

RPD: 0 out of 0 outside limits
Spike Recovery: 5 out of 11 outside limits

COMMENTS:

FORM III

SW846 8270C MATRIX SPIKE/MATRIX SPIKE DUPLICATE RECOVERY

Lab Name: TestAmerica Laboratories, Inc. Client: Tetra Tech NUS, Inc

Lab Code: TALCAN SDG No: 8H07118

Matrix Spike ID: LAB MS/MSD

Lot #: A8H070197 WO #: KTQ541CJ
BATCH: 8220251

COMPOUND	SPIKE ADDED (ug/L)	MSD CONCENT. (ug/L)	MSD % REC	% RPD		QC LIMITS RPD	QC LIMITS REC	QUAL
1,2,4-Trichlorobenzene	38	13	33	41	*	30	25- 110	p
Acenaphthene	38	33	87	10		30	36- 110	
2,4-Dinitrotoluene	38	53	139*	7.9		30	46- 119	a
Pyrene	38	51	133*	2.0		30	54- 115	a
N-Nitrosodi-n-propylamine	38	46	120*	8.4		30	25- 119	a
1,4-Dichlorobenzene	38	13	33	35	*	30	17- 110	p
Pentachlorophenol	38	48	124*	1.8		30	23- 110	a
Phenol	38	29	76	2.4		30	16- 110	
2-Chlorophenol	38	37	96	1.4		30	26- 110	
4-Chloro-3-methylphenol	38	48	125*	7.6		30	33- 110	a
4-Nitrophenol	38	37	96	5.9		30	13- 127	

NOTES(S):

p Relative percent difference (RPD) is outside stated control limits.

a Spiked analyte recovery is outside stated control limits.

Column to be used to flag recovery and RPD values with an asterisk
* Values outside of QC limits

RPD: 2 out of 11 outside limits
Spike Recovery: 5 out of 11 outside limits

COMMENTS:

FORM III

SW846 8270C METHOD BLANK SUMMARY

BLANK WORKORDER NO.

KTRE61AA

Lab Name: TestAmerica Laboratories, Inc.

Lab Code: TALCAN SDG Number: 8H07118

Lab File ID: KTRE61AA. Lot Number: A8H070118

Date Analyzed: 08/08/08 Time Analyzed: 12:16

Matrix: WATER Date Extracted: 08/07/08

GC Column: DB-5.625 ID: .18 Extraction Method: 3510C

Instrument ID: AG2 Level: (low/med) LOW

THIS METHOD BLANK APPLIES TO THE FOLLOWING SAMPLES, LCS, LCSD, MS , MSD:

	CLIENT ID.	SAMPLE WORK ORDER #	LAB FILE ID	DATE ANALYZED	TIME ANALYZED
01	MSA-MW15D-080608	KTQJ51AC	KTQJ51AC.	08/08/08	14:53
02	MSA-MW20S-080608	KTQJ61AN	KTQJ61AN.	08/11/08	14:49
03	MSA-MW20I-080608	KTQJ71AN	KTQJ71AN.	08/08/08	14:18
04	MSA-MW15I-080608	KTQJ81AN	KTQJ81AN.	08/08/08	14:01
05	MSA-MW15S-080608	KTQJ91AN	KTQJ91AN.	08/08/08	13:43
06	MSA-MW20D-080608	KTQKA1AN	KTQKA1AN.	08/08/08	13:26
07	INTRA-LAB QC	KTQ541AA	KTQ541AA.	08/08/08	15:45
08	LAB MS/MSD	KTQ541CH S	KTQ541CH.	08/08/08	16:03
09	LAB MS/MSD	KTQ541CJ D	KTQ541CJ.	08/08/08	16:20
10	CHECK SAMPLE	KTRE61AC C	KTRE61AC.	08/14/08	16:10
11					
12					
13					
14					
15					
16					
17					
18					
19					
20					
21					
22					
23					
24					
25					
26					
27					
28					
29					
30					

COMMENTS:

FORM IV

METHOD BLANK REPORT

GC/MS Semivolatiles

Client Lot #...: 8H07118 **Work Order #...:** KTRE61AA **Matrix.....:** WATER
MB Lot-Sample #: A8H070000-251

Prep Date.....: 08/07/08 **Final Wgt/Vol..:** 2 mL
Analysis Date..: 08/08/08 **Prep Batch #...:** 8220251
Dilution Factor: 1 **Initial Wgt/Vol:** 1000 mL

PARAMETER	RESULT	REPORTING LIMIT	UNITS	METHOD
1,4-Dioxane	ND	1.0	ug/L	SW846 8270C

SURROGATE	PERCENT RECOVERY	RECOVERY LIMITS
Nitrobenzene-d5	50	(27 - 111)
2-Fluorobiphenyl	32	(28 - 110)
Terphenyl-d14	78	(37 - 119)
Phenol-d5	33	(10 - 110)
2-Fluorophenol	48	(10 - 110)
2,4,6-Tribromophenol	47	(22 - 120)

NOTE(S):

Calculations are performed before rounding to avoid round-off errors in calculated results.

SW846 8270C METHOD BLANK SUMMARY

BLANK WORKORDER NO.: KTWPN1AA

Lab Name: TestAmerica Laboratories, Inc.

Lab Code: TALCAN

SDG Number: 8H07118

Lab File ID: KTWPN1AA.

Lot Number: A8H080117

Date Analyzed: 08/11/08

Time Analyzed: 10:26

Matrix: WATER

Date Extracted: 08/09/08

GC Column: DB-5.625 ID: .32

Extraction Method: 3520C

Instrument ID: HP7

Level: (low/med) LOW

THIS METHOD BLANK APPLIES TO THE FOLLOWING SAMPLES, LCS, LCSD, MS , MSD:

	CLIENT ID.	SAMPLE WORK ORDER #	LAB FILE ID	DATE ANALYZED	TIME ANALYZED
01	MSA-MW26S-080708	KTTHP1AC	KTTHP1AC.	08/11/08	15:28
02	MSA-MW19I-080708	KTTHQ1AN	KTTHQ1AN.	08/11/08	16:08
03	MSA-MW26D-080708	KTTHR1AN	KTTHR1AN.	08/11/08	14:32
04	MSA-MW19D-080708	KTTHT1AN	KTTHT1AN.	08/11/08	14:51
05	MSA-MW26I-080708	KTTHV1AN	KTTHV1AN.	08/11/08	15:09
06	CHECK SAMPLE	KTWPN1AC C	KTWPN1AC.	08/11/08	10:45
07	DUPLICATE CHECK	KTWPN1AD L	KTWPN1AD.	08/11/08	11:04
08					
09					
10					
11					
12					
13					
14					
15					
16					
17					
18					
19					
20					
21					
22					
23					
24					
25					
26					
27					
28					
29					
30					

COMMENTS:

FORM IV

METHOD BLANK REPORT

GC/MS Semivolatiles

Client Lot #...: 8H07118 **Work Order #...:** KTWPN1AA **Matrix.....:** WATER
MB Lot-Sample #: A8H090000-017

Prep Date.....: 08/09/08 **Final Wgt/Vol..:** 2 mL
Analysis Date..: 08/11/08 **Prep Batch #...:** 8222017
Dilution Factor: 1 **Initial Wgt/Vol:** 1000 mL

PARAMETER	RESULT	REPORTING LIMIT	UNITS	METHOD
1,4-Dioxane	ND	1.0	ug/L	SW846 8270C

SURROGATE	PERCENT RECOVERY	RECOVERY LIMITS
Nitrobenzene-d5	58	(27 - 111)
2-Fluorobiphenyl	50	(28 - 110)
Terphenyl-d14	71	(37 - 119)
Phenol-d5	52	(10 - 110)
2-Fluorophenol	47	(10 - 110)
2,4,6-Tribromophenol	55	(22 - 120)

NOTE(S):

Calculations are performed before rounding to avoid round-off errors in calculated results.

SW846 8270C METHOD BLANK SUMMARY

BLANK WORKORDER NO.: KTW8R1AA

Lab Name: TestAmerica Laboratories, Inc.

Lab Code: TALCAN SDG Number:8H07118

Lab File ID: KTW8R1AA. Lot Number: A8H090106

Date Analyzed: 08/12/08 Time Analyzed: 15:05

Matrix: WATER Date Extracted:08/10/08

GC Column: DB-5.625 ID: .32 Extraction Method: 3520C

Instrument ID: HP7 Level:(low/med) LOW

THIS METHOD BLANK APPLIES TO THE FOLLOWING SAMPLES, LCS, LCSD, MS , MSD:

	CLIENT ID.	SAMPLE WORK ORDER #	LAB FILE ID	DATE ANALYZED	TIME ANALYZED
01	DMW-21I-080808	KTWQ81AC	KTWQ81AC.	08/12/08	17:36
02	DMW-28I-080808	KTWQ91AN	KTWQ91AN.	08/12/08	17:55
03	DMW-21D-080808	KTWRA1AN	KTWRA1AN.	08/12/08	18:13
04	DMW-27DEEP-080808	KTWRC1A1	KTWRC1A1.	08/12/08	18:32
05	DMW-10S-080808	KTWRD1AN	KTWRD1AN.	08/12/08	18:51
06	DMW-29DEEP-080808	KTWRE1A1	KTWRE1A1.	08/12/08	19:10
07	CHECK SAMPLE	KTW8R1AC C	KTW8R1AC.	08/12/08	15:24
08	DUPLICATE CHECK	KTW8R1AD L	KTW8R1AD.	08/12/08	15:43
09					
10					
11					
12					
13					
14					
15					
16					
17					
18					
19					
20					
21					
22					
23					
24					
25					
26					
27					
28					
29					
30					

COMMENTS:

FORM IV

METHOD BLANK REPORT

GC/MS Semivolatiles

Client Lot #...: 8H07118 **Work Order #...:** KTW8R1AA **Matrix.....:** WATER
MB Lot-Sample #: A8H090000-094

Prep Date.....: 08/10/08 **Final Wgt/Vol..:** 2 mL
Analysis Date..: 08/12/08 **Prep Batch #...:** 8222094
Dilution Factor: 1 **Initial Wgt/Vol:** 1000 mL

PARAMETER	RESULT	REPORTING LIMIT	UNITS	METHOD
1,4-Dioxane	ND	1.0	ug/L	SW846 8270C

SURROGATE	PERCENT RECOVERY	RECOVERY LIMITS
Nitrobenzene-d5	78	(27 - 111)
2-Fluorobiphenyl	76	(28 - 110)
Terphenyl-d14	92	(37 - 119)
Phenol-d5	65	(10 - 110)
2-Fluorophenol	71	(10 - 110)
2,4,6-Tribromophenol	81	(22 - 120)

NOTE(S):

Calculations are performed before rounding to avoid round-off errors in calculated results.

8B

SEMIVOLATILE INTERNAL STANDARD AREA AND RT SUMMARY

Lab Name: NORTH CANTON Contract:

Lab Code: TACAN Case No.: SAS No.: SDG No.: 8H07118

Lab File ID (Standard): 2SMH0808 Date Analyzed: 08/08/08

Instrument ID: A4AG2 Time Analyzed: 1142

		IS1(DCB) AREA	#	RT	#	IS2(NPT) AREA	#	RT	#	IS3(ANT) AREA	#	RT	#
	12 HOUR STD	208877		3.53		799300		4.43		402618		5.70	
	UPPER LIMIT	417754		4.03		1598600		4.93		805236		6.20	
	LOWER LIMIT	104439		3.03		399650		3.93		201309		5.20	
	EPA SAMPLE NO.												
01	KTRE6BLK	194356		3.53		756609		4.43		407004		5.70	
02	MSA-MW20D-08	191095		3.53		723795		4.43		383563		5.70	
03	MSA-MW15S-08	181601		3.53		679479		4.43		364253		5.70	
04	MSA-MW15I-08	174576		3.53		664749		4.43		356261		5.70	
05	MSA-MW20I-08	126815		3.53		484968		4.43		254871		5.70	
06	MSA-MW15D-08	183354		3.53		673219		4.43		362673		5.70	
07													
08													
09													
10													
11													
12													
13													
14													
15													
16													
17													
18													
19													
20													
21													
22													

IS1 (DCB) = 1,4-Dichlorobenzene-d4
IS2 (NPT) = Naphthalene-d8
IS3 (ANT) = Acenaphthene-d10

AREA UPPER LIMIT = +100% of internal standard area
AREA LOWER LIMIT = - 50% of internal standard area
RT UPPER LIMIT = + 0.50 minutes of internal standard RT
RT LOWER LIMIT = - 0.50 minutes of internal standard RT

Column used to flag internal standard area values with an asterisk.
* Values outside of QC limits.

8C
SEMIVOLATILE INTERNAL STANDARD AREA AND RT SUMMARY

Lab Name: NORTH CANTON Contract:

Lab Code: TACAN Case No.: SAS No.: SDG No.: 8H07118

Lab File ID (Standard): 2SMH0808 Date Analyzed: 08/08/08

Instrument ID: A4AG2 Time Analyzed: 1142

		IS4(PHN) AREA	#	RT	#	IS5(CRY) AREA	#	RT	#	IS6(PRY) AREA	#	RT	#
	12 HOUR STD	673546		6.80		719682		8.77		578040		10.24	
	UPPER LIMIT	1347092		7.30		1439364		9.27		1156080		10.74	
	LOWER LIMIT	336773		6.30		359841		8.27		289020		9.74	
	EPA SAMPLE NO.												
01	KTRE6BLK	674603		6.79		664758		8.76		580510		10.23	
02	MSA-MW20D-08	632468		6.79		615301		8.77		553528		10.23	
03	MSA-MW15S-08	622672		6.79		611351		8.77		545315		10.23	
04	MSA-MW15I-08	584094		6.79		584757		8.77		514945		10.23	
05	MSA-MW20I-08	416836		6.79		411760		8.77		363692		10.23	
06	MSA-MW15D-08	605423		6.79		593196		8.77		520886		10.23	
07													
08													
09													
10													
11													
12													
13													
14													
15													
16													
17													
18													
19													
20													
21													
22													

IS4 (PHN) = Phenanthrene-d10
IS5 (CRY) = Chrysene-d12
IS6 (PRY) = Perylene-d12

AREA UPPER LIMIT = +100% of internal standard area
AREA LOWER LIMIT = - 50% of internal standard area
RT UPPER LIMIT = + 0.50 minutes of internal standard RT
RT LOWER LIMIT = - 0.50 minutes of internal standard RT

Column used to flag internal standard area values with an asterisk.
* Values outside of QC limits.

8B

SEMIVOLATILE INTERNAL STANDARD AREA AND RT SUMMARY

Lab Name: NORTH CANTON Contract:

Lab Code: TACAN Case No.: SAS No.: SDG No.: 8H07118

Lab File ID (Standard): 2SMH0811 Date Analyzed: 08/11/08

Instrument ID: A4AG2 Time Analyzed: 0818

		IS1(DCB) AREA	#	RT	#	IS2(NPT) AREA	#	RT	#	IS3(ANT) AREA	#	RT	#
	12 HOUR STD	227493		3.50		913553		4.39		490983		5.66	
	UPPER LIMIT	454986		4.00		1827106		4.89		981966		6.16	
	LOWER LIMIT	113747		3.00		456777		3.89		245492		5.16	
	EPA SAMPLE NO.												
01	MSA-MW20S-08	211637		3.49		885107		4.39		506095		5.66	
02													
03													
04													
05													
06													
07													
08													
09													
10													
11													
12													
13													
14													
15													
16													
17													
18													
19													
20													
21													
22													

IS1 (DCB) = 1,4-Dichlorobenzene-d4
IS2 (NPT) = Naphthalene-d8
IS3 (ANT) = Acenaphthene-d10

AREA UPPER LIMIT = +100% of internal standard area
AREA LOWER LIMIT = - 50% of internal standard area
RT UPPER LIMIT = + 0.50 minutes of internal standard RT
RT LOWER LIMIT = - 0.50 minutes of internal standard RT

Column used to flag internal standard area values with an asterisk.
* Values outside of QC limits.

8C

SEMIVOLATILE INTERNAL STANDARD AREA AND RT SUMMARY

Lab Name: NORTH CANTON Contract:

Lab Code: TACAN Case No.: SAS No.: SDG No.: 8H07118

Lab File ID (Standard): 2SMH0811 Date Analyzed: 08/11/08

Instrument ID: A4AG2 Time Analyzed: 0818

		IS4(PHN) AREA	#	RT	#	IS5(CRY) AREA	#	RT	#	IS6(PRY) AREA	#	RT	#
	12 HOUR STD	788443		6.76		847713		8.73		687556		10.16	
	UPPER LIMIT	1576886		7.26		1695426		9.23		1375112		10.66	
	LOWER LIMIT	394222		6.26		423857		8.23		343778		9.66	
	EPA SAMPLE NO.												
01	MSA-MW20S-08	844903		6.75		858247		8.72		750508		10.16	
02													
03													
04													
05													
06													
07													
08													
09													
10													
11													
12													
13													
14													
15													
16													
17													
18													
19													
20													
21													
22													

IS4 (PHN) = Phenanthrene-d10
IS5 (CRY) = Chrysene-d12
IS6 (PRY) = Perylene-d12

AREA UPPER LIMIT = +100% of internal standard area
AREA LOWER LIMIT = - 50% of internal standard area
RT UPPER LIMIT = + 0.50 minutes of internal standard RT
RT LOWER LIMIT = - 0.50 minutes of internal standard RT

Column used to flag internal standard area values with an asterisk.
* Values outside of QC limits.

8B

SEMIVOLATILE INTERNAL STANDARD AREA AND RT SUMMARY

Lab Name: NORTH CANTON Contract:

Lab Code: TACAN Case No.: SAS No.: SDG No.: 8H07118

Lab File ID (Standard): 2SMH0814 Date Analyzed: 08/14/08

Instrument ID: A4AG2 Time Analyzed: 0943

		IS1 (DCB) AREA	#	RT	#	IS2 (NPT) AREA	#	RT	#	IS3 (ANT) AREA	#	RT	#
	12 HOUR STD	331187		3.58		1348175		4.47		750085		5.74	
	UPPER LIMIT	662374		4.08		2696350		4.97		1500170		6.24	
	LOWER LIMIT	165594		3.08		674088		3.97		375043		5.24	
	EPA SAMPLE NO.												
01	KTRE6CHK	366887		3.58		1518007		4.47		856101		5.74	
02													
03													
04													
05													
06													
07													
08													
09													
10													
11													
12													
13													
14													
15													
16													
17													
18													
19													
20													
21													
22													

IS1 (DCB) = 1,4-Dichlorobenzene-d4
IS2 (NPT) = Naphthalene-d8
IS3 (ANT) = Acenaphthene-d10

AREA UPPER LIMIT = +100% of internal standard area
AREA LOWER LIMIT = - 50% of internal standard area
RT UPPER LIMIT = + 0.50 minutes of internal standard RT
RT LOWER LIMIT = - 0.50 minutes of internal standard RT

Column used to flag internal standard area values with an asterisk.
* Values outside of QC limits.

8C

SEMIVOLATILE INTERNAL STANDARD AREA AND RT SUMMARY

Lab Name: NORTH CANTON Contract:

Lab Code: TACAN Case No.: SAS No.: SDG No.: 8H07118

Lab File ID (Standard): 2SMH0814 Date Analyzed: 08/14/08

Instrument ID: A4AG2 Time Analyzed: 0943

		IS4 (PHN) AREA	#	RT	#	IS5 (CRY) AREA	#	RT	#	IS6 (PRY) AREA	#	RT	#
	12 HOUR STD	1217024		6.83		1335838		8.80		1133252		10.28	
	UPPER LIMIT	2434048		7.33		2671676		9.30		2266504		10.78	
	LOWER LIMIT	608512		6.33		667919		8.30		566626		9.78	
	EPA SAMPLE NO.												
01	KIRE6CHK	1428022		6.83		1548419		8.80		1331229		10.27	
02													
03													
04													
05													
06													
07													
08													
09													
10													
11													
12													
13													
14													
15													
16													
17													
18													
19													
20													
21													
22													

IS4 (PHN) = Phenanthrene-d10
IS5 (CRY) = Chrysene-d12
IS6 (PRY) = Perylene-d12

AREA UPPER LIMIT = +100% of internal standard area
AREA LOWER LIMIT = - 50% of internal standard area
RT UPPER LIMIT = + 0.50 minutes of internal standard RT
RT LOWER LIMIT = - 0.50 minutes of internal standard RT

Column used to flag internal standard area values with an asterisk.
* Values outside of QC limits.

8B

SEMIVOLATILE INTERNAL STANDARD AREA AND RT SUMMARY

Lab Name: NORTH CANTON Contract:

Lab Code: TACAN Case No.: SAS No.: SDG No.: 8H07118

Lab File ID (Standard): 7SMH0811 Date Analyzed: 08/11/08

Instrument ID: A4HP7 Time Analyzed: 1007

		IS1(DCB) AREA #	RT #	IS2(NPT) AREA #	RT #	IS3(ANT) AREA #	RT #
	12 HOUR STD	147115	3.29	628314	4.18	342237	5.44
	UPPER LIMIT	294230	3.79	1256628	4.68	684474	5.94
	LOWER LIMIT	73558	2.79	314157	3.68	171119	4.94
	EPA SAMPLE NO.						
01	KTWPNBLK	141118	3.29	594821	4.18	325885	5.44
02	KTWPNCHK	104997	3.29	463157	4.18	251657	5.44
03	KTWPNCKDUP	135269	3.29	567980	4.18	312064	5.44
04	MSA-MW26D-08	136894	3.29	593419	4.18	308954	5.44
05	MSA-MW19D-08	122984	3.29	548823	4.18	287156	5.44
06	MSA-MW26I-08	132895	3.29	568793	4.18	298642	5.44
07	MSA-MW26S-08	110903	3.29	444532	4.18	239370	5.44
08	MSA-MW19I-08	118291	3.29	526140	4.18	280714	5.44
09							
10							
11							
12							
13							
14							
15							
16							
17							
18							
19							
20							
21							
22							

IS1 (DCB) = 1,4-Dichlorobenzene-d4
IS2 (NPT) = Naphthalene-d8
IS3 (ANT) = Acenaphthene-d10

AREA UPPER LIMIT = +100% of internal standard area
AREA LOWER LIMIT = - 50% of internal standard area
RT UPPER LIMIT = + 0.50 minutes of internal standard RT
RT LOWER LIMIT = - 0.50 minutes of internal standard RT

Column used to flag internal standard area values with an asterisk.
* Values outside of QC limits.

8C

SEMIVOLATILE INTERNAL STANDARD AREA AND RT SUMMARY

Lab Name: NORTH CANTON Contract:

Lab Code: TACAN Case No.: SAS No.: SDG No.: 8H07118

Lab File ID (Standard): 7SMH0811 Date Analyzed: 08/11/08

Instrument ID: A4HP7 Time Analyzed: 1007

		IS4(PHN) AREA #	RT #	IS5(CRY) AREA #	RT #	IS6(PRY) AREA #	RT #
	12 HOUR STD	571249	6.52	502316	8.47	483430	9.74
	UPPER LIMIT	1142498	7.02	1004632	8.97	966860	10.24
	LOWER LIMIT	285625	6.02	251158	7.97	241715	9.24
	EPA SAMPLE NO.						
01	KIWPNBLK	539173	6.52	516067	8.46	462801	9.72
02	KIWPNCHK	412726	6.52	373895	8.47	352110	9.74
03	KIWPNCKDUP	511858	6.52	447193	8.46	434557	9.73
04	MSA-MW26D-08	542097	6.52	498253	8.46	461984	9.73
05	MSA-MW19D-08	513952	6.52	461667	8.46	429732	9.73
06	MSA-MW26I-08	534673	6.52	468453	8.45	447616	9.72
07	MSA-MW26S-08	410230	6.52	375855	8.46	397381	9.74
08	MSA-MW19I-08	487416	6.52	465337	8.49	428361	9.78
09							
10							
11							
12							
13							
14							
15							
16							
17							
18							
19							
20							
21							
22							

IS4 (PHN) = Phenanthrene-d10
IS5 (CRY) = Chrysene-d12
IS6 (PRY) = Perylene-d12

AREA UPPER LIMIT = +100% of internal standard area
AREA LOWER LIMIT = - 50% of internal standard area
RT UPPER LIMIT = + 0.50 minutes of internal standard RT
RT LOWER LIMIT = - 0.50 minutes of internal standard RT

Column used to flag internal standard area values with an asterisk.
* Values outside of QC limits.

8B

SEMIVOLATILE INTERNAL STANDARD AREA AND RT SUMMARY

Lab Name: NORTH CANTON Contract:

Lab Code: TACAN Case No.: SAS No.: SDG No.: 8H07118

Lab File ID (Standard): 7SMH0812 Date Analyzed: 08/12/08

Instrument ID: A4HP7 Time Analyzed: 1325

		IS1 (DCB) AREA #	RT #	IS2 (NPT) AREA #	RT #	IS3 (ANT) AREA #	RT #
	12 HOUR STD	226203	3.32	874934	4.22	480447	5.48
	UPPER LIMIT	452406	3.82	1749868	4.72	960894	5.98
	LOWER LIMIT	113102	2.82	437467	3.72	240224	4.98
	EPA SAMPLE NO.						
01	KTW8RBLK	216253	3.32	844424	4.21	443110	5.47
02	KTW8RCHK	223385	3.32	884088	4.21	480140	5.48
03	KTW8RCKDUP	204935	3.32	828275	4.21	450442	5.48
04	DMW-21I-0808	221487	3.32	866212	4.21	472784	5.47
05	DMW-28I-0808	223854	3.32	894909	4.21	485959	5.47
06	DMW-21D-0808	205476	3.32	800914	4.21	434040	5.47
07	DMW-27DEEP-0	214702	3.32	835927	4.21	464052	5.47
08	DMW-10S-0808	178985	3.32	719024	4.21	383852	5.47
09	DMW-29DEEP-0	221306	3.32	869761	4.21	465389	5.47
10							
11							
12							
13							
14							
15							
16							
17							
18							
19							
20							
21							
22							

IS1 (DCB) = 1,4-Dichlorobenzene-d4
IS2 (NPT) = Naphthalene-d8
IS3 (ANT) = Acenaphthene-d10

AREA UPPER LIMIT = +100% of internal standard area
AREA LOWER LIMIT = - 50% of internal standard area
RT UPPER LIMIT = + 0.50 minutes of internal standard RT
RT LOWER LIMIT = - 0.50 minutes of internal standard RT

Column used to flag internal standard area values with an asterisk.
* Values outside of QC limits.

8C

SEMIVOLATILE INTERNAL STANDARD AREA AND RT SUMMARY

Lab Name: NORTH CANTON Contract:

Lab Code: TACAN Case No.: SAS No.: SDG No.: 8H07118

Lab File ID (Standard): 7SMH0812 Date Analyzed: 08/12/08

Instrument ID: A4HP7 Time Analyzed: 1325

		IS4(PHN) AREA #	RT #	IS5(CRY) AREA #	RT #	IS6(PRY) AREA #	RT #
	12 HOUR STD	828331	6.55	726334	8.51	648529	9.81
	UPPER LIMIT	1656662	7.05	1452668	9.01	1297058	10.31
	LOWER LIMIT	414166	6.05	363167	8.01	324265	9.31
	EPA SAMPLE NO.						
01	KIW8RBLK	783252	6.56	756287	8.50	642770	9.80
02	KIW8RCHK	821196	6.55	692487	8.50	670647	9.80
03	KIW8RCKDUP	773078	6.55	667162	8.50	636606	9.80
04	DMW-21I-0808	823716	6.55	791831	8.49	689280	9.79
05	DMW-28I-0808	842431	6.55	823616	8.49	716900	9.79
06	DMW-21D-0808	775663	6.55	735832	8.50	635293	9.80
07	DMW-27DEEP-0	802088	6.55	781721	8.49	665238	9.79
08	DMW-10S-0808	670017	6.55	640486	8.50	573136	9.80
09	DMW-29DEEP-0	837898	6.55	788217	8.50	697701	9.79
10							
11							
12							
13							
14							
15							
16							
17							
18							
19							
20							
21							
22							

IS4 (PHN) = Phenanthrene-d10
IS5 (CRY) = Chrysene-d12
IS6 (PRY) = Perylene-d12

AREA UPPER LIMIT = +100% of internal standard area
AREA LOWER LIMIT = - 50% of internal standard area
RT UPPER LIMIT = + 0.50 minutes of internal standard RT
RT LOWER LIMIT = - 0.50 minutes of internal standard RT

Column used to flag internal standard area values with an asterisk.
* Values outside of QC limits.

TETRA TECH NUS, INC. **CALCULATION WORKSHEET** PAGE _____ OF _____

CLIENT Lockheed Martin State Airport		JOB NUMBER 01660	
SUBJECT Calc Check SDG 8H07118			
BASED ON		DRAWING NUMBER	
BY J. Kalinyak	CHECKED BY	APPROVED BY	DATE 10/17/08

Sample MSA-MW205-080608

SVOC 1,4-dioxane

$$\frac{397964 \times 2 \times 4 \times 2000}{211637 \times 0.45910 \times 1040 \times 0.5} \cong 126 \mu g/l$$

VOC Methylene chloride Sample TB-080608

$$\frac{200250 \times 50}{133164 \times 0.3180 \times 5.0} \cong 4.7 \mu g/l$$

TestAmerica North Canton

Semivolatile REPORT SW-846 Method 8270

Data file : \\cansvr11\dd\chem\MSS\a4ag2.i\80811A.b\KTQJ61AN.D
Lab Smp Id: KTQJ61AN Client Smp ID: MSA-MW20S-080608
Inj Date : 11-AUG-2008 14:49
Operator : 046900 Inst ID: a4ag2.i
Smp Info : KTQJ61AN,80811A.b,8270-625,14D.SUB
Misc Info :
Comment :
Method : \\cansvr11\dd\chem\MSS\a4ag2.i\80811A.b\8270-625.m
Meth Date : 12-Aug-2008 09:02 hulat Quant Type: ISTD
Cal Date : 06-AUG-2008 18:33 Cal File: 2AL0806.D
Als bottle: 19
Dil Factor: 4.00000
Integrator: HP RTE Compound Sublist: 14D.SUB
Target Version: 4.14
Processing Host: CANPMSSV04

Concentration Formula: Amt * DF * Uf * Vt/(Vo * Vi) * CpndVariable

Name	Value	Description
DF	4.000	Dilution Factor
Uf	1.000	ng unit correction factor
Vt	2000.000	Volume of final extract (uL)
Vo	1040.000	Volume of sample extracted (mL)
Vi	0.50000	Volume injected (uL)
Cpnd Variable		Local Compound Variable

Compounds	QUANT SIG MASS	RT	EXP RT	REL RT	RESPONSE	CONCENTRATIONS ON-COLUMN (NG)	CONCENTRATIONS FINAL (ug/L)	
* 1 1,4-Dichlorobenzene-d4	152	3.492	3.498	(1.000)	211637	2.00000		(Q)
* 2 Naphthalene-d8	136	4.392	4.392	(1.000)	885107	2.00000		
* 3 Acenaphthene-d10	164	5.662	5.663	(1.000)	506095	2.00000		
* 4 Phenanthrene-d10	188	6.751	6.757	(1.000)	844903	2.00000		
* 5 Chrysene-d12	240	8.715	8.733	(1.000)	858247	2.00000		
* 6 Perylene-d12	264	10.156	10.162	(1.000)	750508	2.00000		
198 1,4-Dioxane	88	1.680	1.686	(0.481)	397964	8.19166	126.02	
$ 154 Nitrobenzene-d5	82	3.874	3.880	(0.882)	122126	0.69413	10.679	
$ 155 2-Fluorobiphenyl	172	5.151	5.157	(0.910)	226925	0.72303	11.124	
$ 156 Terphenyl-d14	244	7.898	7.910	(0.906)	377898	1.22322	18.819	
$ 157 Phenol-d5	99	3.198	3.204	(0.916)	72678	0.41986	6.4593	
$ 158 2-Fluorophenol	112	2.616	2.622	(0.749)	106508	0.85749	13.192	
$ 159 2,4,6-Tribromophenol	330	6.233	6.239	(1.101)	44085	1.29795	19.968	

QC Flag Legend

Q - Qualifier signal failed the ratio test.

Report Date : 07-Aug-2008 07:04

E-11

TestAmerica North Canton

INITIAL CALIBRATION DATA

Start Cal Date : 22-JUL-2008 09:23
End Cal Date : 06-AUG-2008 18:33
Quant Method : ISTD
Target Version : 4.14
Integrator : HP RTE
Method file : \\cansvr11\dd\chem\MSS\a4ag2.i\80806A.b\8270-625.m
Last Edit : 07-Aug-2008 06:36 hulat

Calibration File Names:
Level 1: \\cansvr11\dd\chem\MSS\a4ag2.i\80806A.b\2SLL0806.D
Level 2: \\cansvr11\dd\chem\MSS\a4ag2.i\80806A.b\2AL0806.D
Level 3: \\cansvr11\dd\chem\MSS\a4ag2.i\80806A.b\2AML0806.D
Level 4: \\cansvr11\dd\chem\MSS\a4ag2.i\80806A.b\2AM0806.D
Level 5: \\cansvr11\dd\chem\MSS\a4ag2.i\80806A.b\2AMM0806.D
Level 6: \\cansvr11\dd\chem\MSS\a4ag2.i\80806A.b\2AMH0806.D
Level 7: \\cansvr11\dd\chem\MSS\a4ag2.i\80806A.b\2AH0806.D
Level 8: \\cansvr11\dd\chem\MSS\a4ag2.i\80806A.b\2AHH0806.D
Level 9: \\cansvr11\dd\chem\MSS\a4ag2.i\80806A.b\2AHHH0806.D

Compound	0.0500000 Level 1	0.2500000 Level 2	0.5000000 Level 3	1.0000 Level 4	2.5000 Level 5	5.0000 Level 6	Curve	Coefficients b	m1	m2	%RSD or R^2	
	7.5000 Level 7	10.0000 Level 8	12.5000 Level 9									
198 1,4-Dioxane	+++++	0.48668	0.45659	0.47058	0.48133	0.42628						
	0.44704	0.46868	0.43564				AVRG		0.45910		4.69916	<-
7 N-Nitrosomorpholine	+++++	1.14333	1.18334	1.11423	1.17771	1.20610						
	1.23713	1.34017	1.44399				AVRG		1.23075		8.92036	<-
8 Ethyl methanesulfonate	+++++	1.00957	1.00036	0.97025	0.98965	0.98603						
	1.05904	1.15268	1.23582				AVRG		1.05042		9.05642	<-

Data File: \\cansvr11\dd\chem\MSV\a3ux10.i\P80814A.b\UXX4742.D
Report Date: 19-Aug-2008 13:56

STL Inc North Canton

VOLATILE REPORT SW-846 Method

Data file : \\cansvr11\dd\chem\MSV\a3ux10.i\P80814A.b\UXX4742.D
Lab Smp Id: KTQJ31AA Client Smp ID: TB-080608
Inj Date : 14-AUG-2008 16:43
Operator : 1904 Inst ID: a3ux10.i
Smp Info : KTQJ31AA,5ML/5ML
Misc Info : P80814A,8260LLUX10,,1904
Comment :
Method : \\cansvr11\dd\chem\MSV\a3ux10.i\P80814A.b\8260LLUX10.m
Meth Date : 14-Aug-2008 15:52 quayler Quant Type: ISTD
Cal Date : 01-AUG-2008 01:46 Cal File: UXX4558.D
Als bottle: 14
Dil Factor: 1.00000
Integrator: HP RTE Compound Sublist: 4-8260+IX.sub
Target Version: 4.14
Processing Host: CANSVR11

Concentration Formula: Amt * DF * 1/Vo * CpndVariable

Name	Value	Description
DF	1.000	Dilution Factor
Vo	5.000	Sample volume
Va	100.000	Injection Volume
Cpnd Variable		Local Compound Variable

	Compounds	QUANT SIG MASS	RT	EXP RT	REL RT	RESPONSE	CONCENTRATIONS ON-COLUMN (ng)	FINAL (ug/L)
*	1 Fluorobenzene	96	5.371	5.371	(1.000)	1333164	50.0000	
*	2 Chlorobenzene-d5	117	8.069	8.080	(1.000)	943310	50.0000	
*	3 1,4-Dichlorobenzene-d4	152	10.329	10.328	(1.000)	586046	50.0000	
$	4 Dibromofluoromethane	113	4.791	4.803	(0.892)	256214	45.9745	9.195
$	5 1,2-Dichloroethane-d4	65	5.087	5.087	(0.947)	309300	48.5943	9.719
$	6 Toluene-d8	98	6.744	6.743	(0.836)	965999	46.8497	9.370
$	7 Bromofluorobenzene	95	9.193	9.193	(1.139)	384082	44.3501	8.870
	8 Dichlorodifluoromethane	85	Compound Not Detected.					
	9 Chloromethane	50	Compound Not Detected.					
	10 Vinyl Chloride	62	Compound Not Detected.					
	11 Bromomethane	94	Compound Not Detected.					
	12 Chloroethane	64	Compound Not Detected.					
	13 Trichlorofluoromethane	101	Compound Not Detected.					
	15 Acrolein	56	Compound Not Detected.					
	16 Acetone	43	2.946	2.945	(0.548)	102305	43.9649	8.793
	17 1,1-Dichloroethene	96	Compound Not Detected.					
	18 Freon-113	151	Compound Not Detected.					
	19 Iodomethane	142	Compound Not Detected.					
	20 Carbon Disulfide	76	Compound Not Detected.					
	21 Methylene Chloride	84	3.324	3.323	(0.619)	200250	23.6152	4.723

Report Date : 01-Aug-2008 11:49

STL Inc North Canton

INITIAL CALIBRATION DATA

Start Cal Date : 31-JUL-2008 12:40
End Cal Date : 31-JUL-2008 17:13
Quant Method : ISTD
Target Version : 4.14
Integrator : HP RTE
Method file : \\cansvr11\dd\chem\MSV\a3ux10.i\P80731A-IC.b\8260LLUX10.m
Last Edit : 01-Aug-2008 11:39 quayler

Calibration File Names:
Level 1: \\cansvr11\dd\chem\MSV\a3ux10.i\P80731A-IC.b\UXX4539.D
Level 2: \\cansvr11\dd\chem\MSV\a3ux10.i\P80731A-IC.b\UXX4538.D
Level 3: \\cansvr11\dd\chem\MSV\a3ux10.i\P80731A-IC.b\UXX4537.D
Level 4: \\cansvr11\dd\chem\MSV\a3ux10.i\P80731A-IC.b\UXX4536.D
Level 5: \\cansvr11\dd\chem\MSV\a3ux10.i\P80731A-IC.b\UXX4535.D
Level 6: \\cansvr11\dd\chem\MSV\a3ux10.i\P80731A-IC.b\UXX4534.D

Compound	5.0000 Level 1	10.0000 Level 2	25.0000 Level 3	50.0000 Level 4	100.0000 Level 5	200.0000 Level 6	Curve	Coefficients b	Coefficients m1	Coefficients m2	%RSD or R^2
8 Dichlorodifluoromethane	0.22629	0.24181	0.23880	0.21924	0.22781	0.23321	AVRG		0.23119		3.63473
9 Chloromethane	0.34398	0.35200	0.31615	0.32197	0.31500	0.31480	AVRG		0.32732		5.01748
10 Vinyl Chloride	0.33425	0.33380	0.32446	0.31555	0.30977	0.30773	AVRG		0.32093		3.64223
11 Bromomethane	0.17825	0.17349	0.17503	0.16258	0.15505	0.16053	AVRG		0.16749		5.57506
12 Chloroethane	0.21203	0.20114	0.19876	0.18981	0.19096	0.18969	AVRG		0.19706		4.46858
13 Trichlorofluoromethane	0.28927	0.27140	0.28148	0.25289	0.24683	0.26483	AVRG		0.26778		6.09539
14 Dichlorofluoromethane	0.45698	0.42138	0.42578	0.37771	0.41396	0.41541	AVRG		0.41854		6.07803
15 Acrolein	0.03609	0.03560	0.03450	0.03559	0.03680	0.03500	AVRG		0.03560		2.26065
16 Acetone	41806	63786	142284	255166	500239	978106	WLINR	-0.15176	0.07443		0.99992
17 1,1-Dichloroethene	0.25807	0.25134	0.24540	0.26229	0.24247	0.24758	AVRG		0.25119		3.04808
18 Freon-113	0.18043	0.18040	0.19514	0.19890	0.18197	0.18731	AVRG		0.18736		4.26477
19 Iodomethane	0.39836	0.40687	0.39992	0.41846	0.38893	0.38553	AVRG		0.39968		3.00675
20 Carbon Disulfide	0.73096	0.73744	0.75951	0.78480	0.71362	0.73000	AVRG		0.74272		3.42094
21 Methylene Chloride	0.36151	0.33874	0.30960	0.31526	0.29505	0.28801	AVRG		0.31803		8.69958

Tetra Tech NUS **INTERNAL CORRESPONDENCE**

TO: A. APANAVAGE **DATE:** OCTOBER 17, 2008

FROM: LEANNE M. GANSER **COPIES:** DV FILE

SUBJECT: **INORGANIC DATA VALIDATION –DISSOLVED AND TOTAL TAL METALS AND HEXAVALENT CHROMIUM**
MARTIN STATE AIRPORT
SAMPLE DELIVERY GROUP (SDG) – 8H07118

SAMPLES: 17/Aqueous/

DMW-10S-080808	DMW-21D-080808	DMW-21I-080808
DMW-27DEEP-080808	DMW-28I-080808	DMW-29DEEP-080808
MSA-MW15D-080608	MSA-MW15I-080608	MSA-MW15S-080608
MSA-MW19D-080708	MSA-MW19I-080708	MSA-MW20D-080608
MSA-MW20I-080608	MSA-MW20S-080608	MSA-MW26D-080708
MSA-MW26I-080708	MSA-MW26S-080708	

Overview

The sample set for Martin State Airport, SDG 8H07118 consists of seventeen (17) aqueous environmental samples. No field duplicate pairs were included in this SDG.

All environmental samples were analyzed for dissolved and total Target Analyte List (TAL) metals, and hexavalent chromium. The samples were collected by Tetra Tech NUS on August 6-8, 2008 and analyzed by Test America Laboratories, Inc. All analyses were conducted in accordance with SW-846 6010C for metals, 7470A for mercury, and 7196A for hexavalent chromium.

The inorganic data contained in this SDG were validated with regard to the following parameters: data completeness, holding times, initial and continuing calibration verification results, laboratory method / preparation blank results, ICP interference results, laboratory control sample / laboratory control sample duplicate recoveries, matrix spike / matrix spike duplicate recoveries, laboratory duplicate results, ICP serial dilution results, surrogate recoveries, internal standard recoveries, detection limits and analyte quantitation.

Areas of concern with respect to data quality are listed below.

Major Problems

- For hexavalent chromium analysis, the MS percent recovery of hexavalent chromium in sample DMW-28I-080808 for batch 8222124 was less than 30%. Non-detected results for hexavalent chromium in batch 8221427 were rejected, "UR".

Minor Problems

- For dissolved and total metal analysis, the CRDL percent recovery for copper and nickel was >110% quality control limit. Positive results <2x CRDL reported for copper and nickel were qualified as biased high, "K".

- For dissolved and total metal analysis, the following contaminants were detected in the laboratory method/preparation blanks at the following maximum concentrations:

Analyte	Maximum Concentration (ug/L)	Action Level (ug/L)
Antimony[3]	0.061	0.305
Arsenic[2]	0.15	0.75
Arsenic[3]	0.18	0.9
Barium[1]	0.91	4.55
Barium[2]	0.89	4.45
Barium[3]	1.1	5.5
Beryllium[1]	0.014	0.07
Beryllium[2]	0.027	0.135
Beryllium[3]	0.028	0.14
Cadmium[1]	0.075	0.375
Cadmium[2]	0.055	0.275
Cadmium[3]	0.054	0.27
Chromium[1]	0.17	0.85
Chromium[2]	0.20	1.0
Chromium[3]	1.2	6.0
Cobalt[1]	0.055	0.275
Cobalt[2]	0.045	0.225
Cobalt[3]	0.012	0.06
Copper[1]	0.37	1.85
Copper[2]	0.42	2.1
Copper[3]	0.64	3.2
Iron[1]	20.4	102
Iron[2]	17.4	87
Iron[3]	31.6	158
Lead[1]	0.061	0.305
Lead[2]	0.062	0.31
Lead[3]	0.33	1.65
Manganese[1]	0.83	4.15
Manganese[2]	0.67	3.35
Manganese[3]	1.1	5.5
Manganese[4]	0.43	2.15
Molybdenum[3]	0.28	1.4
Nickel[1]	0.20	1.0
Nickel[2]	0.12	0.6
Nickel[3]	0.070	0.35
Selenium[2]	0.26	1.3

Silver[1]	0.055	0.275
Silver[2]	0.038	0.19
Silver[3]	0.019	0.095
Thallium[1]	0.17	0.85
Thallium[2]	0.17	0.85
Thallium[3]	0.13	0.65
Vanadium[2]	0.83	4.15
Vanadium[3]	0.85	4.25
Zinc[1]	5.1	25.5
Zinc[2]	3.4	17
Zinc[3]	10.1	50.5

(1) Affecting samples in batch 8225076.
(2) Affecting samples in batch 8228019, except manganese in sample DMW-21I-080808.
(3) Affecting samples in batch 8228024, except manganese in samples MSA-MW19D-080708, MSA-MW19I-080708, MSA-MW26D-080708, and MSA-MW26S-080708.

(4) Affecting samples DMW-21I-080808, MSA-MW19D-080708, MSA-MW19I-080708, MSA-MW26D-080708, and MSA-MW26S-080708.

An action level of 5X the maximum contaminant level has been used to evaluate sample data for blank contamination. Sample aliquot and dilution factors, if applicable, were taken into consideration when evaluating for blank contamination. Positive results less than the blank action level reported for the aforementioned compounds were qualified "B" as a result of laboratory blank contamination.

- For total metal analysis, the interfering analyte iron was present in samples DMW-10S-080808 and MSA-MW15S-080608 at a concentration that was comparable to the level of iron in the Interference Check Sample (ICS) solution. Several analytes, namely, antimony, arsenic barium, beryllium, cadmium, chromium, cobalt, copper, lead, manganese, molybdenum, nickel, silver, and zinc were present in the ICS solution at a concentration that exceeded the absolute value of the Instrument Detection Limit (IDL). Interference effects exist for cadmium in the samples. The detected and nondetected results for cadmium in samples were qualified as biased low, "L" and "UL", respectively.

- For dissolved metal analysis, the interfering analyte iron was present in samples DMW-10S-080808 MSA-MW15I-080608, MSA-MW15S-080608, MSA-MW20I-080608, MSA-MW20S-080608, MSA-MW26D-080608, MSA-MW26I-080608, and MSA-MW26S-080708 at a concentration that was comparable to the level of iron in the Interference Check Sample (ICS) solution. Several analytes, namely, antimony, arsenic barium, beryllium, cadmium, chromium, cobalt, copper, lead, manganese, molybdenum, nickel, silver, and zinc were present in the ICS solution at a concentration that exceeded the absolute value of the Instrument Detection Limit (IDL). Interference effects exist for cadmium in the samples. The detected and nondetected results for cadmium in samples were qualified as biased low, "L" and "UL", respectively.

- For total metal analysis, the interfering analyte iron was present in samples DMW-10S-080808, DMW-21D-080808, DMW-21I-080808, DMW-27DEEP-080808, DMW-28I-080808, MSA-MW15D-080608, MSA-MW15I-080608, MSA-MW15S-080608, MSA-MW19D-080708, MSA-MW20D-080608, MSA-MW20I-080608, MSA-MW20S-080608, MSA-MW26D-080708, MSA-MW26I-080708, and MSA-MW26S-080708 at a concentration that was comparable to

the level of iron in the Interference Check Sample (ICS) solution. Several analytes, namely, antimony, arsenic barium, beryllium, cadmium, chromium, cobalt, copper, lead, manganese, molybdenum, nickel, silver, and zinc were present in the ICS solution at a concentration that exceeded the absolute value of the Instrument Detection Limit (IDL). Interference effects exist for antimony, arsenic, beryllium, cadmium, chromium, copper, lead, molybdenum, nickel, silver, and zinc. Positive results for the following compounds were qualified as biased high, "K".

Sample	Compounds
DMW-10S-080808	molybdenum, nickel
DMW-21D-080808	antimony, molybdenum
DMW-21I-080808	antimony, chromium, molybdenum, nickel
DMW-27DEEP-080808	antimony, molybdenum
DMW-28I-080808	antimony, chromium, lead, molybdenum
MSA-MW15D-080608	molybdenum
MSA-MW15I-080608	arsenic, molybdenum
MSA-MW19D-080708	arsenic
MSA-MW19I-080708	arsenic
MSA-MW20D-080608	molybdenum
MSA-MW20I-080608	antimony, arsenic, chromium, molybdenum, nickel
MSA-MW20S-080608	arsenic, beryllium, chromium, molybdenum, nickel
MSA-MW26S-080708	nickel

- For dissolved metal analysis, the interfering analyte iron was present in samples DMW-10S-080808, DMW-21D-080808, DMW-21I-080808, DMW-27DEEP-080808, DMW-28I-080808, MSA-MW15D-080608, MSA-MW15I-080608, MSA-MW15S-080608, MSA-MW19D-080708, MSA-MW20D-080608, MSA-MW20I-080608, MSA-MW20S-080608, MSA-MW26D-080708, MSA-MW26I-080708, and MSA-MW26S-080708 at a concentration that was comparable to the level of iron in the Interference Check Sample (ICS) solution. Several analytes, namely, antimony, arsenic barium, beryllium, cadmium, chromium, cobalt, copper, lead, manganese, molybdenum, nickel, silver, and zinc were present in the ICS solution at a concentration that exceeded the absolute value of the Instrument Detection Limit (IDL). Interference effects exist for antimony, arsenic, beryllium, cadmium, chromium, copper, lead, molybdenum, nickel, silver, and zinc. Positive results for the following compounds were qualified as biased high, "K".

Sample	Compounds
DMW-10S-080808	molybdenum, nickel
DMW-21I-080808	molybdenum, nickel
DMW-27DEEP-080808	antimony, molybdenum
DMW-28I-080808	antimony, chromium, molybdenum
MSA-MW15D-080608	arsenic, molybdenum
MSA-MW15I-080608	molybdenum
MSA-MW19D-080708	arsenic
MSA-MW19I-080708	arsenic
MSA-MW20I-080608	nickel
MSA-MW20S-080608	arsenic, nickel
MSA-MW26S-080708	nickel

- For dissolved and total metal analysis, the matrix spike percent recovery of mercury in sample MSA-MW26S-080708 for batch 8228024 was less than 75% (but greater than 30%). Non-detected results for mercury in batch 8228024 were qualified as biased low, "UL".

- For hexavalent chromium analysis, the matrix spike/matrix spike duplicate (MS/MSD) percent recovery of hexavalent chromium in sample MSA-MW15D-080608 for batch 8220366 was

less than 75% (but greater than 30%). Non-detected results for hexavalent chromium in batch 8220366 were qualified as biased low, "UL".

- For hexavalent chromium analysis, the MS percent recovery of hexavalent chromium in sample MSA-MW19I-080708 for batch 8221427 was less than 75% (but greater than 30%). Non-detected results for hexavalent chromium in batch 8221427 were qualified as biased low, "UL".

Notes

Non-detected sample results were reported to the reporting limits (RLs) in the EDD. The data reviewer corrected the database to reflect the minimum detection limits (MDLs) reported in the Form 1s.

For dissolved and total metal analysis, the continuing calibration verification percent recovery on 8/20/08 at 12:06 and 13:01 for manganese was >110%. No data verification is needed as reported results for manganese from affected samples in batch 8228024 were from analysis on 8/21/08.

For dissolved and total metal analysis, the CRDL percent recovery for iron and silver was > 110% quality control limit. No data was qualified on this basis as positive results <2x CRDL for the silver were qualified for blank contamination.

For dissolved and total metal analysis, the CRDL percent recovery for manganese was > 110% quality control limit. No validation actions were warranted as all positive manganese results were >2x CRDL.

Executive Summary

Laboratory Performance: Several compounds were detected in the laboratory blanks. The interfering analyte iron was present in several samples. The CRDL percent recovery for copper, and nickel was > 110% quality control limit.

Other Factors Affecting Data Quality: MS/MSD percent recoveries were outside of quality control limits for mercury and hexavalent chromium.

The data for these analyses were reviewed with reference to the Region III modifications to the "National Functional Guidelines for Inorganic Data Validation", April 1993. The text of this report has been formulated to address only those problem areas affecting data quality.

"I attest that the data referenced herein were validated according to the agreed upon validation criteria as specified in the DoD QSM Guidelines".

Tetra Tech NUS
Leanne M. Ganser
Environmental Scientist

Tetra Tech NUS
Joseph A. Samchuck
Quality Assurance Officer

Attachments:

1. Appendix A - Qualified Analytical Results
2. Appendix B - Results as reported by the Laboratory
3. Appendix C - Support Documentation

APPENDIX A
QUALIFIED ANALYTICAL RESULTS

Data Validation Qualifier Codes:

A = Lab Blank Contamination
B = Field Blank Contamination
C = Calibration Noncompliance (e.g. % RSDs, %Ds, ICVs, CCVs, RRFs, etc.)
C01 = GC/MS Tuning Noncompliance
D = MS/MSD Recovery Noncompliance
E = LCS/LCSD Recovery Noncompliance
F = Lab Duplicate Imprecision
G = Field Duplicate Imprecision
H = Holding Time Exceedance
I = ICP Serial Dilution Noncompliance
J = GFAA PDS-GFAA MSA's r < 0.995 / ICP PDS Recovery Noncompliance
K = ICP Interference - includes ICS % R Noncompliance
L = Instrument Calibration Range Exceedance
M = Sample Preservation Noncompliance
N = Internal Standard Noncompliance
N01 = Internal Standard Recovery Noncompliance Dioxins
N02 = Recovery Standard Noncompliance Dioxins
N03 = Clean-up Standard Noncompliance Dioxins
O = Poor Instrument Performance (e.g. base-line drifting)
P = Uncertainty near detection limit (< 2 x IDL for inorganics and <CRQL for organics)
Q = Other problems (can encompass a number of issues; e.g. chromatography,interferences, etc.)
R = Surrogates Recovery Noncompliance
S = Pesticide/PCB Resolution
T = % Breakdown Noncompliance for DOT and Endrin
U = % Difference between columns/detectors >25% for positive results determined via GC/HPLC
V = Non-linear calibrations; correlation coefficient r < 0.995
W = EMPC result
X = Signal to noise response drop
Y = Percent solids <30%
Z = Uncertainty at 2 sigma deviation is greater than sample activity

PROJ_NO: 01660	NSAMPLE	DMW-10S-080808			DMW-21D-080808			DMW-21I-080808			DMW-27DEEP-080808		
SDG: 8H07118	LAB_ID	A8H090106006			A8H090106004			A8H090106002			A8H090106005		
FRACTION: M	SAMP_DATE	8/8/2008			8/8/2008			8/8/2008			8/8/2008		
MEDIA: WATER	QC_TYPE	NM			NM			NM			NM		
	UNITS	UG/L			UG/L			UG/L			UG/L		
	PCT_SOLIDS												
	DUP_OF												
PARAMETER		RESULT	VQL	QLCD	RESULT	VQL	QLCD	RESULT	VQL	QLCD	RESULT	VQL	QLCD
ANTIMONY		0.035	U		0.048	K	K	0.076	K	K	0.29	K	K
ARSENIC		16.7			2.7			7.9			6.5		
BARIUM		21.5			34.4			28.7			198		
BERYLLIUM		0.012	U		0.44			0.012	U		2.5		
CADMIUM		0.0061	UL	K	0.032	B	A	0.012	B	A	0.12	B	A
CHROMIUM		0.86	B	A	1.4			1	K	K	16.4		
COBALT		5.4			15.3			4.5			3.9		
COPPER		0.16	B	A	0.28	B	A	0.16	B	A	10.2		
IRON		70700			10700			55700			21300		
LEAD		0.057	B	A	0.25	B	A	2.6			25.2		
MANGANESE		1590			168			1330			420		
MERCURY		0.1	U		0.1	U		0.1	U		0.1	U	
MOLYBDENUM		0.63	K	K	0.51	K	K	0.31	K	K	9.2	K	K
NICKEL		2.2	K	CK	21.7			1.2	K	CK	14.6		
SELENIUM		0.44	B	A	0.14	U		0.44	B	A	0.98	B	A
SILVER		0.0026	U		0.004	B	A	0.0026	U		0.063	B	A
THALLIUM		0.11	U		0.11	U		0.11	U		0.11	U	
VANADIUM		0.46	U		1.4	B	A	0.96	B	A	15.5		
ZINC		12.6	B	A	20.4			8.3	B	A	78		

PROJ_NO: 01660	NSAMPLE	DMW-28I-080808			DMW-29DEEP-080808			MSA-MW15D-080608			MSA-MW15I-080608		
SDG: 8H07118	LAB_ID	A8H090106003			A8H090106007			A8H070118002			A8H070118005		
FRACTION: M	SAMP_DATE	8/8/2008			8/8/2008			8/6/2008			8/6/2008		
MEDIA: WATER	QC_TYPE	NM			NM			NM			NM		
	UNITS	UG/L			UG/L			UG/L			UG/L		
	PCT_SOLIDS												
	DUP_OF												
PARAMETER		RESULT	VQL	QLCD	RESULT	VQL	QLCD	RESULT	VQL	QLCD	RESULT	VQL	QLCD
ANTIMONY		0.19	K	K	0.035	U		0.035	U		0.035	U	
ARSENIC		6.6			0.13	U		0.64			8.2	K	K
BARIUM		132			34.6			37.2			43		
BERYLLIUM		0.14	B	A	0.092	B	A	0.076			0.24		
CADMIUM		0.034	B	A	0.058	B	A	0.062	B	A	0.046	B	A
CHROMIUM		2.9	K	K	1.7			2			8.7		
COBALT		42.2			1.7			9			39.2		
COPPER		0.38	B	A	3.3	K	C	3	K	C	0.65	B	A
IRON		39200			670			10800			23700		
LEAD		0.44	K	K	0.74			0.39			0.62		
MANGANESE		551			26.2			431			396		
MERCURY		0.1	U		0.1	U		0.1	U		0.1	U	
MOLYBDENUM		2	K	K	0.37			0.88	K	K	1	K	K
NICKEL		36.9			3.9	K	C	14.2			40		
SELENIUM		0.14	U		0.16	B	A	0.14	U		0.34		
SILVER		0.03	B	A	0.014	B	A	0.01	B	A	0.0026	U	
THALLIUM		0.14	B	A	0.11	U		0.11	U		0.11	U	
VANADIUM		1.5	B	A	0.92	B	A	1.1			6.8		
ZINC		41.3			11.4	B	A	16.7	B	A	45.5		

PROJ_NO: 01660	NSAMPLE	MSA-MW15S-080608			MSA-MW19D-080708			MSA-MW19I-080708			MSA-MW20D-080608		
SDG: 8H07118	LAB_ID	A8H070118006			A8H080117005			A8H080117003			A8H070118007		
FRACTION: M	SAMP_DATE	8/6/2008			8/7/2008			8/7/2008			8/6/2008		
MEDIA: WATER	QC_TYPE	NM			NM			NM			NM		
	UNITS	UG/L			UG/L			UG/L			UG/L		
	PCT_SOLIDS												
	DUP_OF												
PARAMETER		RESULT	VQL	QLCD	RESULT	VQL	QLCD	RESULT	VQL	QLCD	RESULT	VQL	QLCD
ANTIMONY		0.035	U		0.036	B	A	0.14	B	A	0.035	U	
ARSENIC		4.7			1.1	K	K	4.9	K	K	1.1		
BARIUM		18.8			99			64.6			132		
BERYLLIUM		0.97			1.6			0.99			0.98		
CADMIUM		0.4	L	K	0.015	B	A	0.073	B	A	0.4		
CHROMIUM		6.4			8.5			2.6	B	A	10.1		
COBALT		117			77.4			62.3			68.6		
COPPER		55.6			0.051	U		0.051	U		0.77	B	A
IRON		14700			24100			51800			2460		
LEAD		1.7			0.033	B	A	0.11	B	A	0.058	B	A
MANGANESE		302			2770			2790			1050		
MERCURY		0.1	U		0.1	UL	D	0.1	UL	D	0.1	U	
MOLYBDENUM		0.12	U		0.12	U		0.62	B	A	0.17	K	K
NICKEL		137			34.6			41.3			49.9		
SELENIUM		3.3			0.36			3.1			0.6		
SILVER		0.005	B	A	0.0026	U		0.006	B	A	0.0026	U	
THALLIUM		0.11	U		0.11	U		0.11	U		0.11	U	
VANADIUM		10.4			1.2	B	A	2.5	B	A	0.46	U	
ZINC		119			77.3			93.4			86.6		

PROJ_NO: 01660	NSAMPLE	MSA-MW20I-080608			MSA-MW20S-080608			MSA-MW26D-080708			MSA-MW26I-080708		
SDG: 8H07118	LAB_ID	A8H070118004			A8H070118003			A8H080117004			A8H080117006		
FRACTION: M	SAMP_DATE	8/6/2008			8/6/2008			8/7/2008			8/7/2008		
MEDIA: WATER	QC_TYPE	NM			NM			NM			NM		
	UNITS	UG/L			UG/L			UG/L			UG/L		
	PCT_SOLIDS												
	DUP_OF												
PARAMETER		RESULT	VQL	QLCD	RESULT	VQL	QLCD	RESULT	VQL	QLCD	RESULT	VQL	QLCD
ANTIMONY		0.2	K	K	0.035	U		0.1	B	A	0.035	U	
ARSENIC		2.2	K	K	8.9	K	K	7.2			3.5		
BARIUM		29.9			24			20.2			138		
BERYLLIUM		0.014	B	A	0.15	K	K	0.073	B	A	0.031	B	A
CADMIUM		0.15	B	A	0.014	B	A	0.048	B	A	0.012	B	A
CHROMIUM		3.3	K	K	2	K	K	3.8	B	A	0.78	B	A
COBALT		4.8			3.4			1.1			45.3		
COPPER		2.5	K	C	0.051	U		9.7			1.5	B	A
IRON		41300			137000			8430			33400		
LEAD		5.7			0.24	B	A	1.8			0.23	B	A
MANGANESE		1760			4550			119			1040		
MERCURY		0.1	U		0.1	U		0.1	UL	D	0.1	UL	D
MOLYBDENUM		0.34	K	K	0.2	K	K	0.41	B	A	0.24	B	A
NICKEL		1.6	K	CK	1.3	K	CK	2.4	K	C	16		
SELENIUM		0.33			2.8			0.4			0.14	U	
SILVER		0.036	B	A	0.0026	U		0.011	B	A	0.0026	U	
THALLIUM		0.11	U		0.11	U		0.11	U		0.11	U	
VANADIUM		2.1			1.4			5.2			0.63	B	A
ZINC		9.8	B	A	7.4	B	A	13.5	B	A	3.8	B	A

PROJ_NO: 01660	NSAMPLE	MSA-MW26S-080708
SDG: 8H07118	LAB_ID	A8H080117002
FRACTION: M	SAMP_DATE	8/7/2008
MEDIA: WATER	QC_TYPE	NM
	UNITS	UG/L
	PCT_SOLIDS	
	DUP_OF	

PARAMETER	RESULT	VQL	QLCD
ANTIMONY	0.24	B	A
ARSENIC	4		
BARIUM	1610		
BERYLLIUM	0.029	B	A
CADMIUM	0.03	B	A
CHROMIUM	3.1	B	A
COBALT	0.86		
COPPER	4.5		
IRON	31800		
LEAD	0.72	B	A
MANGANESE	788		
MERCURY	0.1	UL	D
MOLYBDENUM	0.65	B	A
NICKEL	1.4	K	CK
SELENIUM	0.54		
SILVER	0.011	B	A
THALLIUM	0.15	B	A
VANADIUM	3.3	B	A
ZINC	11.3	B	A

PROJ_NO: 01660	NSAMPLE	DMW-10S-080808			DMW-21D-080808			DMW-21I-080808			DMW-27DEEP-080808		
SDG: 8H07118	LAB_ID	A8H090106006			A8H090106004			A8H090106002			A8H090106005		
FRACTION: MF	SAMP_DATE	8/8/2008			8/8/2008			8/8/2008			8/8/2008		
MEDIA: WATER	QC_TYPE	NM			NM			NM			NM		
	UNITS	UG/L			UG/L			UG/L			UG/L		
	PCT_SOLIDS												
	DUP_OF												
PARAMETER		RESULT	VQL	QLCD	RESULT	VQL	QLCD	RESULT	VQL	QLCD	RESULT	VQL	QLCD
ANTIMONY		0.035	U		0.035	U		0.035	U		0.089	K	K
ARSENIC		16.7			2.7			7.8			2.8		
BARIUM		21.2			33.6			28.4			44		
BERYLLIUM		0.012	U		0.43			0.012	U		0.44		
CADMIUM		0.0061	UL	K	0.022	B	A	0.007	B	A	0.027	B	A
CHROMIUM		0.77	B	A	0.42	B	A	0.94	B	A	3.1		
COBALT		5.5			12.7			3.3			0.75		
COPPER		0.051	U		0.051	U		0.051	U		2.2	K	C
IRON		69200			10300			55000			4120		
LEAD		0.068	B	A	0.024	B	A	0.047	B	A	4.6		
MANGANESE		1590			171			1350			107		
MERCURY		0.1	U		0.1	U		0.1	U		0.1	U	
MOLYBDENUM		0.66	K	K	0.12	U		0.23	K	K	8.5	K	K
NICKEL		2	K	CK	13.6	K	C	0.97	K	CK	2.8	K	C
SELENIUM		0.42	B	A	0.14	U		0.42	B	A	0.32	B	A
SILVER		0.0026	U		0.005	B	A	0.007	B	A	0.012	B	A
THALLIUM		0.11	U		0.11	U		0.11	U		0.11	U	
VANADIUM		0.46	U		0.5	B	A	0.46	U		3.2	B	A
ZINC		11.4	B	A	11.7	B	A	4.8	B	A	18.1		

PROJ_NO: 01660	NSAMPLE	DMW-28I-080808			DMW-29DEEP-080808			MSA-MW15D-080608			MSA-MW15I-080608		
SDG: 8H07118	LAB_ID	A8H090106003			A8H090106007			A8H070118002			A8H070118005		
FRACTION: MF	SAMP_DATE	8/8/2008			8/8/2008			8/6/2008			8/6/2008		
MEDIA: WATER	QC_TYPE	NM			NM			NM			NM		
	UNITS	UG/L			UG/L			UG/L			UG/L		
	PCT_SOLIDS												
	DUP_OF												
PARAMETER		RESULT	VQL	QLCD	RESULT	VQL	QLCD	RESULT	VQL	QLCD	RESULT	VQL	QLCD
ANTIMONY		0.093	K	K	0.035	U		0.035	U		0.035	U	
ARSENIC		7.4			0.13	U		0.5	K	K	7.1		
BARIUM		116			25.9			31			44.8		
BERYLLIUM		0.12	B	A	0.019	B	A	0.051	B	A	0.19		
CADMIUM		0.012	B	A	0.037	B	A	0.018	B	A	0.0061	UL	K
CHROMIUM		1.8	K	K	0.1	B	A	0.42	B	A	8.6		
COBALT		46.2			1.3			8.2			43		
COPPER		0.051	U		0.051	U		0.051	U		0.051	U	
IRON		40400			15.4	B	A	9480			24400		
LEAD		0.028	B	A	0.018	U		0.035	B	A	0.018	U	
MANGANESE		572			23.1			380			437		
MERCURY		0.1	U		0.1	U		0.1	U		0.1	U	
MOLYBDENUM		2.4	K	K	0.33			0.52	K	K	0.56	K	K
NICKEL		39.6			2.7	K	C	12.4			43.4		
SELENIUM		0.14	U		0.14	U		0.14			0.25		
SILVER		0.0026	U		0.0026	U		0.01	B	A	0.0026	U	
THALLIUM		0.11	U		0.11	U		0.11	U		0.11	U	
VANADIUM		0.84	B	A	0.46	U		0.46	U		5.5		
ZINC		33.9			7.2	B	A	14.2	B	A	46.4		

PROJ_NO: 01660	NSAMPLE	MSA-MW15S-080608			MSA-MW19D-080708			MSA-MW19I-080708			MSA-MW20D-080608		
SDG: 8H07118	LAB_ID	A8H070118006			A8H080117005			A8H080117003			A8H070118007		
FRACTION: MF	SAMP_DATE	8/6/2008			8/7/2008			8/7/2008			8/6/2008		
MEDIA: WATER	QC_TYPE	NM			NM			NM			NM		
	UNITS	UG/L			UG/L			UG/L			UG/L		
	PCT_SOLIDS												
	DUP_OF												
PARAMETER		RESULT	VQL	QLCD	RESULT	VQL	QLCD	RESULT	VQL	QLCD	RESULT	VQL	QLCD
ANTIMONY		0.035	U		0.056	B	A	0.096	B	A	0.035	U	
ARSENIC		4.6			1.1	K	K	4.5	K	K	1.2		
BARIUM		21.4			102			63.6			134		
BERYLLIUM		1.1			1.6			0.9			1.1		
CADMIUM		0.46	L	K	0.01	B	A	0.048	B	A	0.32	B	A
CHROMIUM		5.7			9.1			2.2	B	A	10		
COBALT		128			77.5			63.6			68.2		
COPPER		48.6			0.051	U		0.051	U		0.051	U	
IRON		13800			24300			51700			2480		
LEAD		0.86			0.03	B	A	0.037	B	A	0.018	U	
MANGANESE		311			3120			2810			1060		
MERCURY		0.1	U		0.1	UL	D	0.1	UL	D	0.1	U	
MOLYBDENUM		0.12	U		0.12	U		0.27	B	A	0.12	U	
NICKEL		151			33.8			41.8			45.9		
SELENIUM		3.6			0.25			3			0.83		
SILVER		0.0026	U		0.0026	U		0.0026	U		0.003	B	A
THALLIUM		0.11	U		0.11	U		0.11	U		0.11	U	
VANADIUM		2.8			1.3	B	A	1.9	B	A	0.46	U	
ZINC		131			74.3			99.8			73.6		

PROJ_NO: 01660	NSAMPLE	MSA-MW20I-080608			MSA-MW20S-080608			MSA-MW26D-080708			MSA-MW26I-080708		
SDG: 8H07118	LAB_ID	A8H070118004			A8H070118003			A8H080117004			A8H080117006		
FRACTION: MF	SAMP_DATE	8/6/2008			8/6/2008			8/7/2008			8/7/2008		
MEDIA: WATER	QC_TYPE	NM			NM			NM			NM		
	UNITS	UG/L			UG/L			UG/L			UG/L		
	PCT_SOLIDS												
	DUP_OF												
PARAMETER		RESULT	VQL	QLCD	RESULT	VQL	QLCD	RESULT	VQL	QLCD	RESULT	VQL	QLCD
ANTIMONY		0.035	U		0.035	U		0.035	U		0.035	U	
ARSENIC		2			8.3	K	K	7.3			3.4		
BARIUM		21.3			22.3			13.5			133		
BERYLLIUM		0.012	U		0.18			0.012	U		0.026	B	A
CADMIUM		0.0061	UL	K	0.0061	UL	K	0.0061	UL	K	0.0061	UL	K
CHROMIUM		0.35	B	A	1.8			0.68	B	A	0.62	B	A
COBALT		5.4			3.3			1.1			44.2		
COPPER		0.051	U		0.051	U		0.17	B	A	0.051	U	
IRON		37400			130000			9250			32100		
LEAD		0.018	U		0.025	B	A	0.037	B	A	0.018	U	
MANGANESE		2010			4170			140			1010		
MERCURY		0.1	U		0.1	U		0.1	UL	D	0.1	UL	D
MOLYBDENUM		0.12	U		0.12	U		0.12	U		0.13	B	A
NICKEL		1.1	K	CK	1.1	K	CK	2	K	C	16		
SELENIUM		0.39			2.3			0.14	U		0.17		
SILVER		0.0026	U		0.003	B	A	0.0026	U		0.0026	U	
THALLIUM		0.11	U		0.11	U		0.11	U		0.11	U	
VANADIUM		0.46	U		0.86			0.46	U		0.6	B	A
ZINC		4.1	B	A	2.8	B	A	12.2	B	A	2.6	B	A

PROJ_NO: 01660	NSAMPLE	MSA-MW26S-080708
SDG: 8H07118	LAB_ID	A8H080117002
FRACTION: MF	SAMP_DATE	8/7/2008
MEDIA: WATER	QC_TYPE	NM
	UNITS	UG/L
	PCT_SOLIDS	
	DUP_OF	

PARAMETER	RESULT	VQL	QLCD
ANTIMONY	0.2	B	A
ARSENIC	4.8		
BARIUM	1720		
BERYLLIUM	0.026	B	A
CADMIUM	0.0061	UL	K
CHROMIUM	2.7	B	A
COBALT	0.9		
COPPER	0.21	B	A
IRON	36200		
LEAD	0.028	B	A
MANGANESE	924		
MERCURY	0.1	UL	D
MOLYBDENUM	1.1	B	A
NICKEL	0.86	K	CK
SELENIUM	0.31		
SILVER	0.0026	U	
THALLIUM	0.11	U	
VANADIUM	2.7	B	A
ZINC	1.5	B	A

PROJ_NO: 01660	NSAMPLE	DMW-10S-080808			DMW-21D-080808			DMW-21I-080808			DMW-27DEEP-080808		
SDG: 8H07118	LAB_ID	A8H090106006			A8H090106004			A8H090106002			A8H090106005		
FRACTION: MISC	SAMP_DATE	8/8/2008			8/8/2008			8/8/2008			8/8/2008		
MEDIA: WATER	QC_TYPE	NM			NM			NM			NM		
	UNITS	MG/L			MG/L			MG/L			MG/L		
	PCT_SOLIDS												
	DUP_OF												
PARAMETER		RESULT	VQL	QLCD	RESULT	VQL	QLCD	RESULT	VQL	QLCD	RESULT	VQL	QLCD
HEXAVALENT CHROMIUM		0.002	UR	D	0.002	UR	D	0.002	UR	D	0.002	UR	D

PROJ_NO: 01660	NSAMPLE	DMW-28I-080808			DMW-29DEEP-080808			MSA-MW15D-080608			MSA-MW15I-080608		
SDG: 8H07118	LAB_ID	A8H090106003			A8H090106007			A8H070118002			A8H070118005		
FRACTION: MISC	SAMP_DATE	8/8/2008			8/8/2008			8/6/2008			8/6/2008		
MEDIA: WATER	QC_TYPE	NM			NM			NM			NM		
	UNITS	MG/L			MG/L			MG/L			MG/L		
	PCT_SOLIDS												
	DUP_OF												
PARAMETER		RESULT	VQL	QLCD	RESULT	VQL	QLCD	RESULT	VQL	QLCD	RESULT	VQL	QLCD
HEXAVALENT CHROMIUM		0.002	UR	D	0.002	UR	D	0.002	UL	D	0.002	UL	D

PROJ_NO: 01660	NSAMPLE	MSA-MW15S-080608			MSA-MW19D-080708			MSA-MW19I-080708			MSA-MW20D-080608		
SDG: 8H07118	LAB_ID	A8H070118006			A8H080117005			A8H080117003			A8H070118007		
FRACTION: MISC	SAMP_DATE	8/6/2008			8/7/2008			8/7/2008			8/6/2008		
MEDIA: WATER	QC_TYPE	NM			NM			NM			NM		
	UNITS	MG/L			MG/L			MG/L			MG/L		
	PCT_SOLIDS												
	DUP_OF												
PARAMETER		RESULT	VQL	QLCD	RESULT	VQL	QLCD	RESULT	VQL	QLCD	RESULT	VQL	QLCD
HEXAVALENT CHROMIUM		0.002	UL	D	0.002	UL	D	0.002	UL	D	0.002	UL	D

PROJ_NO: 01660	NSAMPLE	MSA-MW20I-080608			MSA-MW20S-080608			MSA-MW26D-080708			MSA-MW26I-080708		
SDG: 8H07118	LAB_ID	A8H070118004			A8H070118003			A8H080117004			A8H080117006		
FRACTION: MISC	SAMP_DATE	8/6/2008			8/6/2008			8/7/2008			8/7/2008		
MEDIA: WATER	QC_TYPE	NM			NM			NM			NM		
	UNITS	MG/L			MG/L			MG/L			MG/L		
	PCT_SOLIDS												
	DUP_OF												
PARAMETER		RESULT	VQL	QLCD	RESULT	VQL	QLCD	RESULT	VQL	QLCD	RESULT	VQL	QLCD
HEXAVALENT CHROMIUM		0.002	UL	D	0.002	UL	D	0.005			0.002	UL	D

PROJ_NO: 01660	NSAMPLE	MSA-MW26S-080708		
SDG: 8H07118	LAB_ID	A8H080117002		
FRACTION: MISC	SAMP_DATE	8/7/2008		
MEDIA: WATER	QC_TYPE	NM		
	UNITS	MG/L		
	PCT_SOLIDS			
	DUP_OF			
PARAMETER		RESULT	VQL	QLCD
HEXAVALENT CHROMIUM		0.02		

APPENDIX B
RESULTS AS REPORTED BY THE LABORATORY

Tetra Tech NUS, Inc

Client Sample ID: DMW-10S-080808

TOTAL Metals

Lot-Sample #...: A8H090106-006 **Matrix.....:** WG
Date Sampled...: 08/08/08 14:00 **Date Received..:** 08/09/08

PARAMETER	RESULT	REPORTING LIMIT	UNITS	METHOD	PREPARATION-ANALYSIS DATE	WORK ORDER #
Prep Batch #...: 8228019						
Silver	ND	1.0	ug/L	SW846 6020	08/15-08/19/08	KTWRD1A5
		Dilution Factor: 1		Analysis Time..: 18:46	Analyst ID.....: 002260	
		Instrument ID..: I8		MDL.....: 0.0026		
Arsenic	**16.7**	**5.0**	**ug/L**	**SW846 6020**	**08/15-08/19/08**	**KTWRD1AQ**
		Dilution Factor: 1		Analysis Time..: 18:46	Analyst ID.....: 002260	
		Instrument ID..: I8		MDL.....: 0.13		
Barium	**21.5 J**	**1.0**	**ug/L**	**SW846 6020**	**08/15-08/19/08**	**KTWRD1AR**
		Dilution Factor: 1		Analysis Time..: 18:46	Analyst ID.....: 002260	
		Instrument ID..: I8		MDL.....: 0.014		
Beryllium	ND	1.0	ug/L	SW846 6020	08/15-08/19/08	KTWRD1AT
		Dilution Factor: 1		Analysis Time..: 18:46	Analyst ID.....: 002260	
		Instrument ID..: I8		MDL.....: 0.012		
Cadmium	ND	1.0	ug/L	SW846 6020	08/15-08/19/08	KTWRD1AU
		Dilution Factor: 1		Analysis Time..: 18:46	Analyst ID.....: 002260	
		Instrument ID..: I8		MDL.....: 0.0061		
Cobalt	**5.4 J**	**1.0**	**ug/L**	**SW846 6020**	**08/15-08/19/08**	**KTWRD1AV**
		Dilution Factor: 1		Analysis Time..: 18:46	Analyst ID.....: 002260	
		Instrument ID..: I8		MDL.....: 0.0041		
Chromium	**0.86 B,J**	**2.0**	**ug/L**	**SW846 6020**	**08/15-08/19/08**	**KTWRD1A9**
		Dilution Factor: 1		Analysis Time..: 18:46	Analyst ID.....: 002260	
		Instrument ID..: I8		MDL.....: 0.069		
Copper	**0.16 B,J**	**2.0**	**ug/L**	**SW846 6020**	**08/15-08/19/08**	**KTWRD1AW**
		Dilution Factor: 1		Analysis Time..: 18:46	Analyst ID.....: 002260	
		Instrument ID..: I8		MDL.....: 0.051		
Iron	**70700 J**	**50.0**	**ug/L**	**SW846 6020**	**08/15-08/19/08**	**KTWRD1AX**
		Dilution Factor: 1		Analysis Time..: 18:46	Analyst ID.....: 002260	
		Instrument ID..: I8		MDL.....: 1.1		
Manganese	**1590 J**	**1.0**	**ug/L**	**SW846 6020**	**08/15-08/19/08**	**KTWRD1A1**
		Dilution Factor: 1		Analysis Time..: 18:46	Analyst ID.....: 002260	
		Instrument ID..: I8		MDL.....: 0.027		

(Continued on next page)

Tetra Tech NUS, Inc

Client Sample ID: DMW-10S-080808

TOTAL Metals

Lot-Sample #...: A8H090106-006 Matrix.....: WG

PARAMETER	RESULT	REPORTING LIMIT	UNITS	METHOD	PREPARATION-ANALYSIS DATE	WORK ORDER #
Molybdenum	**0.63 B**	**2.0**	**ug/L**	**SW846 6020**	**08/15-08/19/08**	**KTWRD1A2**
		Dilution Factor: 1		Analysis Time..: 18:46	Analyst ID.....: 002260	
		Instrument ID..: I8		MDL.....: 0.12		
Nickel	**2.2 J**	**2.0**	**ug/L**	**SW846 6020**	**08/15-08/19/08**	**KTWRD1A3**
		Dilution Factor: 1		Analysis Time..: 18:46	Analyst ID.....: 002260	
		Instrument ID..: I8		MDL.....: 0.053		
Lead	**0.057 B,J**	**1.0**	**ug/L**	**SW846 6020**	**08/15-08/19/08**	**KTWRD1A0**
		Dilution Factor: 1		Analysis Time..: 18:46	Analyst ID.....: 002260	
		Instrument ID..: I8		MDL.....: 0.018		
Antimony	ND	2.0	ug/L	SW846 6020	08/15-08/19/08	KTWRD1AP
		Dilution Factor: 1		Analysis Time..: 18:46	Analyst ID.....: 002260	
		Instrument ID..: I8		MDL.....: 0.035		
Selenium	**0.44 B**	**5.0**	**ug/L**	**SW846 6020**	**08/15-08/19/08**	**KTWRD1A4**
		Dilution Factor: 1		Analysis Time..: 18:46	Analyst ID.....: 002260	
		Instrument ID..: I8		MDL.....: 0.14		
Thallium	ND	1.0	ug/L	SW846 6020	08/15-08/19/08	KTWRD1A6
		Dilution Factor: 1		Analysis Time..: 18:46	Analyst ID.....: 002260	
		Instrument ID..: I8		MDL.....: 0.11		
Vanadium	ND	20.0	ug/L	SW846 6020	08/15-08/19/08	KTWRD1A7
		Dilution Factor: 1		Analysis Time..: 18:46	Analyst ID.....: 002260	
		Instrument ID..: I8		MDL.....: 0.46		
Zinc	**12.6 B,J**	**20.0**	**ug/L**	**SW846 6020**	**08/15-08/19/08**	**KTWRD1A8**
		Dilution Factor: 1		Analysis Time..: 18:46	Analyst ID.....: 002260	
		Instrument ID..: I8		MDL.....: 0.20		
Mercury	ND	0.20	ug/L	SW846 7470A	08/15/08	KTWRD1AA
		Dilution Factor: 1		Analysis Time..: 17:43	Analyst ID.....: 001576	
		Instrument ID..: H1		MDL.....: 0.10		

NOTE(S):

J Method blank contamination. The associated method blank contains the target analyte at a reportable level.

B Estimated result. Result is less than RL.

Tetra Tech NUS, Inc

Client Sample ID: DMW-21D-080808

TOTAL Metals

Lot-Sample #...: A8H090106-004 Matrix.....: WG
Date Sampled...: 08/08/08 12:05 Date Received..: 08/09/08

PARAMETER	RESULT	REPORTING LIMIT	UNITS	METHOD	PREPARATION-ANALYSIS DATE	WORK ORDER #
Prep Batch #...: 8228019						
Silver	**0.0040 B,J**	**1.0**	**ug/L**	**SW846 6020**	**08/15-08/19/08**	**KTWRA1A5**
		Dilution Factor: 1		Analysis Time..: 18:29	Analyst ID.....: 002260	
		Instrument ID..: I8		MDL.....: 0.0026		
Arsenic	**2.7 B**	**5.0**	**ug/L**	**SW846 6020**	**08/15-08/19/08**	**KTWRA1AQ**
		Dilution Factor: 1		Analysis Time..: 18:29	Analyst ID.....: 002260	
		Instrument ID..: I8		MDL.....: 0.13		
Barium	**34.4 J**	**1.0**	**ug/L**	**SW846 6020**	**08/15-08/19/08**	**KTWRA1AR**
		Dilution Factor: 1		Analysis Time..: 18:29	Analyst ID.....: 002260	
		Instrument ID..: I8		MDL.....: 0.014		
Beryllium	**0.44 B**	**1.0**	**ug/L**	**SW846 6020**	**08/15-08/19/08**	**KTWRA1AT**
		Dilution Factor: 1		Analysis Time..: 18:29	Analyst ID.....: 002260	
		Instrument ID..: I8		MDL.....: 0.012		
Cadmium	**0.032 B,J**	**1.0**	**ug/L**	**SW846 6020**	**08/15-08/19/08**	**KTWRA1AU**
		Dilution Factor: 1		Analysis Time..: 18:29	Analyst ID.....: 002260	
		Instrument ID..: I8		MDL.....: 0.0061		
Cobalt	**15.3 J**	**1.0**	**ug/L**	**SW846 6020**	**08/15-08/19/08**	**KTWRA1AV**
		Dilution Factor: 1		Analysis Time..: 18:29	Analyst ID.....: 002260	
		Instrument ID..: I8		MDL.....: 0.0041		
Chromium	**1.4 B,J**	**2.0**	**ug/L**	**SW846 6020**	**08/15-08/19/08**	**KTWRA1A9**
		Dilution Factor: 1		Analysis Time..: 18:29	Analyst ID.....: 002260	
		Instrument ID..: I8		MDL.....: 0.069		
Copper	**0.28 B,J**	**2.0**	**ug/L**	**SW846 6020**	**08/15-08/19/08**	**KTWRA1AW**
		Dilution Factor: 1		Analysis Time..: 18:29	Analyst ID.....: 002260	
		Instrument ID..: I8		MDL.....: 0.051		
Iron	**10700 J**	**50.0**	**ug/L**	**SW846 6020**	**08/15-08/19/08**	**KTWRA1AX**
		Dilution Factor: 1		Analysis Time..: 18:29	Analyst ID.....: 002260	
		Instrument ID..: I8		MDL.....: 1.1		
Manganese	**168 J**	**1.0**	**ug/L**	**SW846 6020**	**08/15-08/19/08**	**KTWRA1A1**
		Dilution Factor: 1		Analysis Time..: 18:29	Analyst ID.....: 002260	
		Instrument ID..: I8		MDL.....: 0.027		

(Continued on next page)

Tetra Tech NUS, Inc

Client Sample ID: DMW-21D-080808

TOTAL Metals

Lot-Sample #...: A8H090106-004 **Matrix.....:** WG

PARAMETER	RESULT	REPORTING LIMIT	UNITS	METHOD	PREPARATION-ANALYSIS DATE	WORK ORDER #
Molybdenum	**0.51 B**	**2.0**	**ug/L**	**SW846 6020**	**08/15-08/19/08**	**KTWRA1A2**
		Dilution Factor: 1		Analysis Time..: 18:29	Analyst ID.....: 002260	
		Instrument ID..: I8		MDL.....: 0.12		
Nickel	**21.7 J**	**2.0**	**ug/L**	**SW846 6020**	**08/15-08/19/08**	**KTWRA1A3**
		Dilution Factor: 1		Analysis Time..: 18:29	Analyst ID.....: 002260	
		Instrument ID..: I8		MDL.....: 0.053		
Lead	**0.25 B,J**	**1.0**	**ug/L**	**SW846 6020**	**08/15-08/19/08**	**KTWRA1A0**
		Dilution Factor: 1		Analysis Time..: 18:29	Analyst ID.....: 002260	
		Instrument ID..: I8		MDL.....: 0.018		
Antimony	**0.048 B**	**2.0**	**ug/L**	**SW846 6020**	**08/15-08/19/08**	**KTWRA1AP**
		Dilution Factor: 1		Analysis Time..: 18:29	Analyst ID.....: 002260	
		Instrument ID..: I8		MDL.....: 0.035		
Selenium	ND	5.0	ug/L	SW846 6020	08/15-08/19/08	KTWRA1A4
		Dilution Factor: 1		Analysis Time..: 18:29	Analyst ID.....: 002260	
		Instrument ID..: I8		MDL.....: 0.14		
Thallium	ND	1.0	ug/L	SW846 6020	08/15-08/19/08	KTWRA1A6
		Dilution Factor: 1		Analysis Time..: 18:29	Analyst ID.....: 002260	
		Instrument ID..: I8		MDL.....: 0.11		
Vanadium	**1.4 B,J**	**20.0**	**ug/L**	**SW846 6020**	**08/15-08/19/08**	**KTWRA1A7**
		Dilution Factor: 1		Analysis Time..: 18:29	Analyst ID.....: 002260	
		Instrument ID..: I8		MDL.....: 0.46		
Zinc	**20.4 J**	**20.0**	**ug/L**	**SW846 6020**	**08/15-08/19/08**	**KTWRA1A8**
		Dilution Factor: 1		Analysis Time..: 18:29	Analyst ID.....: 002260	
		Instrument ID..: I8		MDL.....: 0.20		
Mercury	ND	0.20	ug/L	SW846 7470A	08/15/08	KTWRA1AA
		Dilution Factor: 1		Analysis Time..: 17:35	Analyst ID.....: 001576	
		Instrument ID..: H1		MDL.....: 0.10		

NOTE(S):

B Estimated result. Result is less than RL.

J Method blank contamination. The associated method blank contains the target analyte at a reportable level.

Tetra Tech NUS, Inc

Client Sample ID: DMW-21I-080808

TOTAL Metals

Lot-Sample #...: A8H090106-002 Matrix.....: WG
Date Sampled...: 08/08/08 10:15 Date Received..: 08/09/08

PARAMETER	RESULT	REPORTING LIMIT	UNITS	METHOD	PREPARATION-ANALYSIS DATE	WORK ORDER #
Prep Batch #...: 8228019						
Silver	ND	1.0	ug/L	SW846 6020	08/15-08/19/08	KTWQ81AT
		Dilution Factor: 1		Analysis Time..: 17:49	Analyst ID.....: 002260	
		Instrument ID..: I8		MDL.....: 0.0026		
Arsenic	**7.9**	**5.0**	**ug/L**	**SW846 6020**	**08/15-08/19/08**	**KTWQ81AE**
		Dilution Factor: 1		Analysis Time..: 17:49	Analyst ID.....: 002260	
		Instrument ID..: I8		MDL.....: 0.13		
Barium	**28.7 J**	**1.0**	**ug/L**	**SW846 6020**	**08/15-08/19/08**	**KTWQ81AF**
		Dilution Factor: 1		Analysis Time..: 17:49	Analyst ID.....: 002260	
		Instrument ID..: I8		MDL.....: 0.014		
Beryllium	ND	1.0	ug/L	SW846 6020	08/15-08/19/08	KTWQ81AG
		Dilution Factor: 1		Analysis Time..: 17:49	Analyst ID.....: 002260	
		Instrument ID..: I8		MDL.....: 0.012		
Cadmium	**0.012 B,J**	**1.0**	**ug/L**	**SW846 6020**	**08/15-08/19/08**	**KTWQ81AH**
		Dilution Factor: 1		Analysis Time..: 17:49	Analyst ID.....: 002260	
		Instrument ID..: I8		MDL.....: 0.0061		
Cobalt	**4.5 J**	**1.0**	**ug/L**	**SW846 6020**	**08/15-08/19/08**	**KTWQ81AJ**
		Dilution Factor: 1		Analysis Time..: 17:49	Analyst ID.....: 002260	
		Instrument ID..: I8		MDL.....: 0.0041		
Chromium	**1.0 B,J**	**2.0**	**ug/L**	**SW846 6020**	**08/15-08/19/08**	**KTWQ81AX**
		Dilution Factor: 1		Analysis Time..: 17:49	Analyst ID.....: 002260	
		Instrument ID..: I8		MDL.....: 0.069		
Copper	**0.16 B,J**	**2.0**	**ug/L**	**SW846 6020**	**08/15-08/19/08**	**KTWQ81AK**
		Dilution Factor: 1		Analysis Time..: 17:49	Analyst ID.....: 002260	
		Instrument ID..: I8		MDL.....: 0.051		
Iron	**55700 J**	**50.0**	**ug/L**	**SW846 6020**	**08/15-08/19/08**	**KTWQ81AL**
		Dilution Factor: 1		Analysis Time..: 17:49	Analyst ID.....: 002260	
		Instrument ID..: I8		MDL.....: 1.1		
Manganese	**1330 J**	**1.0**	**ug/L**	**SW846 6020**	**08/15-08/21/08**	**KTWQ81AN**
		Dilution Factor: 1		Analysis Time..: 14:55	Analyst ID.....: 002260	
		Instrument ID..: I8		MDL.....: 0.027		

(Continued on next page)

Tetra Tech NUS, Inc

Client Sample ID: DMW-21I-080808

TOTAL Metals

Lot-Sample #...: A8H090106-002 Matrix.....: WG

PARAMETER	RESULT	REPORTING LIMIT	UNITS	METHOD	PREPARATION-ANALYSIS DATE	WORK ORDER #
Molybdenum	**0.31 B**	**2.0**	**ug/L**	**SW846 6020**	**08/15-08/19/08**	**KTWQ81AP**
		Dilution Factor: 1		Analysis Time..: 17:49	Analyst ID.....: 002260	
		Instrument ID..: I8		MDL.....: 0.12		
Nickel	**1.2 B,J**	**2.0**	**ug/L**	**SW846 6020**	**08/15-08/19/08**	**KTWQ81AQ**
		Dilution Factor: 1		Analysis Time..: 17:49	Analyst ID.....: 002260	
		Instrument ID..: I8		MDL.....: 0.053		
Lead	**2.6 J**	**1.0**	**ug/L**	**SW846 6020**	**08/15-08/19/08**	**KTWQ81AM**
		Dilution Factor: 1		Analysis Time..: 17:49	Analyst ID.....: 002260	
		Instrument ID..: I8		MDL.....: 0.018		
Antimony	**0.076 B**	**2.0**	**ug/L**	**SW846 6020**	**08/15-08/19/08**	**KTWQ81AD**
		Dilution Factor: 1		Analysis Time..: 17:49	Analyst ID.....: 002260	
		Instrument ID..: I8		MDL.....: 0.035		
Selenium	**0.44 B**	**5.0**	**ug/L**	**SW846 6020**	**08/15-08/19/08**	**KTWQ81AR**
		Dilution Factor: 1		Analysis Time..: 17:49	Analyst ID.....: 002260	
		Instrument ID..: I8		MDL.....: 0.14		
Thallium	ND	1.0	ug/L	SW846 6020	08/15-08/19/08	KTWQ81AU
		Dilution Factor: 1		Analysis Time..: 17:49	Analyst ID.....: 002260	
		Instrument ID..: I8		MDL.....: 0.11		
Vanadium	**0.96 B,J**	**20.0**	**ug/L**	**SW846 6020**	**08/15-08/19/08**	**KTWQ81AV**
		Dilution Factor: 1		Analysis Time..: 17:49	Analyst ID.....: 002260	
		Instrument ID..: I8		MDL.....: 0.46		
Zinc	**8.3 B,J**	**20.0**	**ug/L**	**SW846 6020**	**08/15-08/19/08**	**KTWQ81AW**
		Dilution Factor: 1		Analysis Time..: 17:49	Analyst ID.....: 002260	
		Instrument ID..: I8		MDL.....: 0.20		
Mercury	ND	0.20	ug/L	SW846 7470A	08/15/08	KTWQ81A0
		Dilution Factor: 1		Analysis Time..: 17:30	Analyst ID.....: 001576	
		Instrument ID..: H1		MDL.....: 0.10		

NOTE(S):

J Method blank contamination. The associated method blank contains the target analyte at a reportable level.

B Estimated result. Result is less than RL.

Tetra Tech NUS, Inc

Client Sample ID: DMW-27DEEP-080808

TOTAL Metals

Lot-Sample #...: A8H090106-005 Matrix.....: WG
Date Sampled...: 08/08/08 12:21 Date Received..: 08/09/08

PARAMETER	RESULT	REPORTING LIMIT	UNITS	METHOD	PREPARATION-ANALYSIS DATE	WORK ORDER #
Prep Batch #...: 8228019						
Silver	**0.063 B,J**	**1.0**	**ug/L**	**SW846 6020**	**08/15-08/19/08**	**KTWRC1AG**
		Dilution Factor: 1		Analysis Time..: 18:38	Analyst ID.....: 002260	
		Instrument ID..: I8		MDL.....: 0.0026		
Arsenic	**6.5**	**5.0**	**ug/L**	**SW846 6020**	**08/15-08/19/08**	**KTWRC1A3**
		Dilution Factor: 1		Analysis Time..: 18:38	Analyst ID.....: 002260	
		Instrument ID..: I8		MDL.....: 0.13		
Barium	**198 J**	**1.0**	**ug/L**	**SW846 6020**	**08/15-08/19/08**	**KTWRC1A4**
		Dilution Factor: 1		Analysis Time..: 18:38	Analyst ID.....: 002260	
		Instrument ID..: I8		MDL.....: 0.014		
Beryllium	**2.5**	**1.0**	**ug/L**	**SW846 6020**	**08/15-08/19/08**	**KTWRC1A5**
		Dilution Factor: 1		Analysis Time..: 18:38	Analyst ID.....: 002260	
		Instrument ID..: I8		MDL.....: 0.012		
Cadmium	**0.12 B,J**	**1.0**	**ug/L**	**SW846 6020**	**08/15-08/19/08**	**KTWRC1A6**
		Dilution Factor: 1		Analysis Time..: 18:38	Analyst ID.....: 002260	
		Instrument ID..: I8		MDL.....: 0.0061		
Cobalt	**3.9 J**	**1.0**	**ug/L**	**SW846 6020**	**08/15-08/19/08**	**KTWRC1A7**
		Dilution Factor: 1		Analysis Time..: 18:38	Analyst ID.....: 002260	
		Instrument ID..: I8		MDL.....: 0.0041		
Chromium	**16.4 J**	**2.0**	**ug/L**	**SW846 6020**	**08/15-08/19/08**	**KTWRC1AL**
		Dilution Factor: 1		Analysis Time..: 18:38	Analyst ID.....: 002260	
		Instrument ID..: I8		MDL.....: 0.069		
Copper	**10.2 J**	**2.0**	**ug/L**	**SW846 6020**	**08/15-08/19/08**	**KTWRC1A8**
		Dilution Factor: 1		Analysis Time..: 18:38	Analyst ID.....: 002260	
		Instrument ID..: I8		MDL.....: 0.051		
Iron	**21300 J**	**50.0**	**ug/L**	**SW846 6020**	**08/15-08/19/08**	**KTWRC1A9**
		Dilution Factor: 1		Analysis Time..: 18:38	Analyst ID.....: 002260	
		Instrument ID..: I8		MDL.....: 1.1		
Manganese	**420 J**	**1.0**	**ug/L**	**SW846 6020**	**08/15-08/19/08**	**KTWRC1AC**
		Dilution Factor: 1		Analysis Time..: 18:38	Analyst ID.....: 002260	
		Instrument ID..: I8		MDL.....: 0.027		

(Continued on next page)

Tetra Tech NUS, Inc

Client Sample ID: DMW-27DEEP-080808

TOTAL Metals

Lot-Sample #...: A8H090106-005 Matrix.....: WG

PARAMETER	RESULT	REPORTING LIMIT	UNITS	METHOD	PREPARATION-ANALYSIS DATE	WORK ORDER #
Molybdenum	**9.2**	**2.0**	**ug/L**	**SW846 6020**	**08/15-08/19/08**	**KTWRC1AD**
		Dilution Factor: 1		Analysis Time..: 18:38	Analyst ID.....: 002260	
		Instrument ID..: I8		MDL.....: 0.12		
Nickel	**14.6 J**	**2.0**	**ug/L**	**SW846 6020**	**08/15-08/19/08**	**KTWRC1AE**
		Dilution Factor: 1		Analysis Time..: 18:38	Analyst ID.....: 002260	
		Instrument ID..: I8		MDL.....: 0.053		
Lead	**25.2 J**	**1.0**	**ug/L**	**SW846 6020**	**08/15-08/19/08**	**KTWRC1AA**
		Dilution Factor: 1		Analysis Time..: 18:38	Analyst ID.....: 002260	
		Instrument ID..: I8		MDL.....: 0.018		
Antimony	**0.29 B**	**2.0**	**ug/L**	**SW846 6020**	**08/15-08/19/08**	**KTWRC1A2**
		Dilution Factor: 1		Analysis Time..: 18:38	Analyst ID.....: 002260	
		Instrument ID..: I8		MDL.....: 0.035		
Selenium	**0.98 B**	**5.0**	**ug/L**	**SW846 6020**	**08/15-08/19/08**	**KTWRC1AF**
		Dilution Factor: 1		Analysis Time..: 18:38	Analyst ID.....: 002260	
		Instrument ID..: I8		MDL.....: 0.14		
Thallium	ND	1.0	ug/L	SW846 6020	08/15-08/19/08	KTWRC1AH
		Dilution Factor: 1		Analysis Time..: 18:38	Analyst ID.....: 002260	
		Instrument ID..: I8		MDL.....: 0.11		
Vanadium	**15.5 B,J**	**20.0**	**ug/L**	**SW846 6020**	**08/15-08/19/08**	**KTWRC1AJ**
		Dilution Factor: 1		Analysis Time..: 18:38	Analyst ID.....: 002260	
		Instrument ID..: I8		MDL.....: 0.46		
Zinc	**78.0 J**	**20.0**	**ug/L**	**SW846 6020**	**08/15-08/19/08**	**KTWRC1AK**
		Dilution Factor: 1		Analysis Time..: 18:38	Analyst ID.....: 002260	
		Instrument ID..: I8		MDL.....: 0.20		
Mercury	ND	0.20	ug/L	SW846 7470A	08/15/08	KTWRC1AM
		Dilution Factor: 1		Analysis Time..: 17:40	Analyst ID.....: 001576	
		Instrument ID..: H1		MDL.....: 0.10		

NOTE(S):

B Estimated result. Result is less than RL.

J Method blank contamination. The associated method blank contains the target analyte at a reportable level.

Tetra Tech NUS, Inc

Client Sample ID: DMW-28I-080808

TOTAL Metals

Lot-Sample #...: A8H090106-003 Matrix.....: WG
Date Sampled...: 08/08/08 10:36 Date Received..: 08/09/08

PARAMETER	RESULT	REPORTING LIMIT	UNITS	METHOD	PREPARATION-ANALYSIS DATE	WORK ORDER #
Prep Batch #...: 8228019						
Silver	0.030 B,J	1.0	ug/L	SW846 6020	08/15-08/19/08	KTWQ91A5
		Dilution Factor: 1		Analysis Time..: 18:21	Analyst ID.....: 002260	
		Instrument ID..: I8		MDL.....: 0.0026		
Arsenic	6.6	5.0	ug/L	SW846 6020	08/15-08/19/08	KTWQ91AQ
		Dilution Factor: 1		Analysis Time..: 18:21	Analyst ID.....: 002260	
		Instrument ID..: I8		MDL.....: 0.13		
Barium	132 J	1.0	ug/L	SW846 6020	08/15-08/19/08	KTWQ91AR
		Dilution Factor: 1		Analysis Time..: 18:21	Analyst ID.....: 002260	
		Instrument ID..: I8		MDL.....: 0.014		
Beryllium	0.14 B	1.0	ug/L	SW846 6020	08/15-08/19/08	KTWQ91AT
		Dilution Factor: 1		Analysis Time..: 18:21	Analyst ID.....: 002260	
		Instrument ID..: I8		MDL.....: 0.012		
Cadmium	0.034 B,J	1.0	ug/L	SW846 6020	08/15-08/19/08	KTWQ91AU
		Dilution Factor: 1		Analysis Time..: 18:21	Analyst ID.....: 002260	
		Instrument ID..: I8		MDL.....: 0.0061		
Cobalt	42.2 J	1.0	ug/L	SW846 6020	08/15-08/19/08	KTWQ91AV
		Dilution Factor: 1		Analysis Time..: 18:21	Analyst ID.....: 002260	
		Instrument ID..: I8		MDL.....: 0.0041		
Chromium	2.9 J	2.0	ug/L	SW846 6020	08/15-08/19/08	KTWQ91A9
		Dilution Factor: 1		Analysis Time..: 18:21	Analyst ID.....: 002260	
		Instrument ID..: I8		MDL.....: 0.069		
Copper	0.38 B,J	2.0	ug/L	SW846 6020	08/15-08/19/08	KTWQ91AW
		Dilution Factor: 1		Analysis Time..: 18:21	Analyst ID.....: 002260	
		Instrument ID..: I8		MDL.....: 0.051		
Iron	39200 J	50.0	ug/L	SW846 6020	08/15-08/19/08	KTWQ91AX
		Dilution Factor: 1		Analysis Time..: 18:21	Analyst ID.....: 002260	
		Instrument ID..: I8		MDL.....: 1.1		
Manganese	551 J	1.0	ug/L	SW846 6020	08/15-08/19/08	KTWQ91A1
		Dilution Factor: 1		Analysis Time..: 18:21	Analyst ID.....: 002260	
		Instrument ID..: I8		MDL.....: 0.027		

(Continued on next page)

Tetra Tech NUS, Inc

Client Sample ID: DMW-28I-080808

TOTAL Metals

Lot-Sample #...: A8H090106-003 **Matrix.....:** WG

PARAMETER	RESULT	REPORTING LIMIT	UNITS	METHOD	PREPARATION-ANALYSIS DATE	WORK ORDER #
Molybdenum	2.0	2.0	ug/L	SW846 6020	08/15-08/19/08	KTWQ91A2
		Dilution Factor: 1		Analysis Time..: 18:21	Analyst ID.....: 002260	
		Instrument ID..: I8		MDL.....: 0.12		
Nickel	36.9 J	2.0	ug/L	SW846 6020	08/15-08/19/08	KTWQ91A3
		Dilution Factor: 1		Analysis Time..: 18:21	Analyst ID.....: 002260	
		Instrument ID..: I8		MDL.....: 0.053		
Lead	0.44 B,J	1.0	ug/L	SW846 6020	08/15-08/19/08	KTWQ91A0
		Dilution Factor: 1		Analysis Time..: 18:21	Analyst ID.....: 002260	
		Instrument ID..: I8		MDL.....: 0.018		
Antimony	0.19 B	2.0	ug/L	SW846 6020	08/15-08/19/08	KTWQ91AP
		Dilution Factor: 1		Analysis Time..: 18:21	Analyst ID.....: 002260	
		Instrument ID..: I8		MDL.....: 0.035		
Selenium	ND	5.0	ug/L	SW846 6020	08/15-08/19/08	KTWQ91A4
		Dilution Factor: 1		Analysis Time..: 18:21	Analyst ID.....: 002260	
		Instrument ID..: I8		MDL.....: 0.14		
Thallium	0.14 B	1.0	ug/L	SW846 6020	08/15-08/19/08	KTWQ91A6
		Dilution Factor: 1		Analysis Time..: 18:21	Analyst ID.....: 002260	
		Instrument ID..: I8		MDL.....: 0.11		
Vanadium	1.5 B,J	20.0	ug/L	SW846 6020	08/15-08/19/08	KTWQ91A7
		Dilution Factor: 1		Analysis Time..: 18:21	Analyst ID.....: 002260	
		Instrument ID..: I8		MDL.....: 0.46		
Zinc	41.3 J	20.0	ug/L	SW846 6020	08/15-08/19/08	KTWQ91A8
		Dilution Factor: 1		Analysis Time..: 18:21	Analyst ID.....: 002260	
		Instrument ID..: I8		MDL.....: 0.20		
Mercury	ND	0.20	ug/L	SW846 7470A	08/15/08	KTWQ91AA
		Dilution Factor: 1		Analysis Time..: 17:48	Analyst ID.....: 001576	
		Instrument ID..: H1		MDL.....: 0.10		

NOTE(S):

B Estimated result. Result is less than RL.

J Method blank contamination. The associated method blank contains the target analyte at a reportable level.

Tetra Tech NUS, Inc

Client Sample ID: DMW-29DEEP-080808

TOTAL Metals

Lot-Sample #...: A8H090106-007
Date Sampled...: 08/08/08 15:27 Date Received..: 08/09/08
Matrix.....: WG

PARAMETER	RESULT	REPORTING LIMIT	UNITS	METHOD	PREPARATION-ANALYSIS DATE	WORK ORDER #
Prep Batch #...: 8228019						
Silver	0.014 B,J	1.0	ug/L	SW846 6020	08/15-08/19/08	KTWRE1AG
		Dilution Factor: 1		Analysis Time..: 19:08	Analyst ID.....: 002260	
		Instrument ID..: I8		MDL.....: 0.0026		
Arsenic	ND	5.0	ug/L	SW846 6020	08/15-08/19/08	KTWRE1A3
		Dilution Factor: 1		Analysis Time..: 19:08	Analyst ID.....: 002260	
		Instrument ID..: I8		MDL.....: 0.13		
Barium	34.6 J	1.0	ug/L	SW846 6020	08/15-08/19/08	KTWRE1A4
		Dilution Factor: 1		Analysis Time..: 19:08	Analyst ID.....: 002260	
		Instrument ID..: I8		MDL.....: 0.014		
Beryllium	0.092 B	1.0	ug/L	SW846 6020	08/15-08/19/08	KTWRE1A5
		Dilution Factor: 1		Analysis Time..: 19:08	Analyst ID.....: 002260	
		Instrument ID..: I8		MDL.....: 0.012		
Cadmium	0.058 B,J	1.0	ug/L	SW846 6020	08/15-08/19/08	KTWRE1A6
		Dilution Factor: 1		Analysis Time..: 19:08	Analyst ID.....: 002260	
		Instrument ID..: I8		MDL.....: 0.0061		
Cobalt	1.7 J	1.0	ug/L	SW846 6020	08/15-08/19/08	KTWRE1A7
		Dilution Factor: 1		Analysis Time..: 19:08	Analyst ID.....: 002260	
		Instrument ID..: I8		MDL.....: 0.0041		
Chromium	1.7 B,J	2.0	ug/L	SW846 6020	08/15-08/19/08	KTWRE1AL
		Dilution Factor: 1		Analysis Time..: 19:08	Analyst ID.....: 002260	
		Instrument ID..: I8		MDL.....: 0.069		
Copper	3.3 J	2.0	ug/L	SW846 6020	08/15-08/19/08	KTWRE1A8
		Dilution Factor: 1		Analysis Time..: 19:08	Analyst ID.....: 002260	
		Instrument ID..: I8		MDL.....: 0.051		
Iron	670 J	50.0	ug/L	SW846 6020	08/15-08/19/08	KTWRE1A9
		Dilution Factor: 1		Analysis Time..: 19:08	Analyst ID.....: 002260	
		Instrument ID..: I8		MDL.....: 1.1		
Manganese	26.2 J	1.0	ug/L	SW846 6020	08/15-08/19/08	KTWRE1AC
		Dilution Factor: 1		Analysis Time..: 19:08	Analyst ID.....: 002260	
		Instrument ID..: I8		MDL.....: 0.027		

(Continued on next page)

Tetra Tech NUS, Inc

Client Sample ID: DMW-29DEEP-080808

TOTAL Metals

Lot-Sample #...: A8H090106-007 Matrix.....: WG

PARAMETER	RESULT	REPORTING LIMIT	UNITS	METHOD	PREPARATION-ANALYSIS DATE	WORK ORDER #
Molybdenum	**0.37 B**	**2.0**	**ug/L**	**SW846 6020**	**08/15-08/19/08**	**KTWRE1AD**
		Dilution Factor: 1		Analysis Time..: 19:08	Analyst ID.....: 002260	
		Instrument ID..: I8		MDL.....: 0.12		
Nickel	**3.9 J**	**2.0**	**ug/L**	**SW846 6020**	**08/15-08/19/08**	**KTWRE1AE**
		Dilution Factor: 1		Analysis Time..: 19:08	Analyst ID.....: 002260	
		Instrument ID..: I8		MDL.....: 0.053		
Lead	**0.74 B,J**	**1.0**	**ug/L**	**SW846 6020**	**08/15-08/19/08**	**KTWRE1AA**
		Dilution Factor: 1		Analysis Time..: 19:08	Analyst ID.....: 002260	
		Instrument ID..: I8		MDL.....: 0.018		
Antimony	ND	2.0	ug/L	SW846 6020	08/15-08/19/08	KTWRE1A2
		Dilution Factor: 1		Analysis Time..: 19:08	Analyst ID.....: 002260	
		Instrument ID..: I8		MDL.....: 0.035		
Selenium	**0.16 B**	**5.0**	**ug/L**	**SW846 6020**	**08/15-08/19/08**	**KTWRE1AF**
		Dilution Factor: 1		Analysis Time..: 19:08	Analyst ID.....: 002260	
		Instrument ID..: I8		MDL.....: 0.14		
Thallium	ND	1.0	ug/L	SW846 6020	08/15-08/19/08	KTWRE1AH
		Dilution Factor: 1		Analysis Time..: 19:08	Analyst ID.....: 002260	
		Instrument ID..: I8		MDL.....: 0.11		
Vanadium	**0.92 B,J**	**20.0**	**ug/L**	**SW846 6020**	**08/15-08/19/08**	**KTWRE1AJ**
		Dilution Factor: 1		Analysis Time..: 19:08	Analyst ID.....: 002260	
		Instrument ID..: I8		MDL.....: 0.46		
Zinc	**11.4 B,J**	**20.0**	**ug/L**	**SW846 6020**	**08/15-08/19/08**	**KTWRE1AK**
		Dilution Factor: 1		Analysis Time..: 19:08	Analyst ID.....: 002260	
		Instrument ID..: I8		MDL.....: 0.20		
Mercury	ND	0.20	ug/L	SW846 7470A	08/15/08	KTWRE1AM
		Dilution Factor: 1		Analysis Time..: 17:45	Analyst ID.....: 001576	
		Instrument ID..: H1		MDL.....: 0.10		

NOTE(S):

B Estimated result. Result is less than RL.

J Method blank contamination. The associated method blank contains the target analyte at a reportable level.

Tetra Tech NUS, Inc

Client Sample ID: MSA-MW15D-080608

TOTAL Metals

Lot-Sample #...: A8H070118-002 Matrix.....: WQ
Date Sampled...: 08/06/08 11:00 Date Received..: 08/07/08

PARAMETER	RESULT	REPORTING LIMIT	UNITS	METHOD	PREPARATION-ANALYSIS DATE	WORK ORDER #
Prep Batch #...: 8225076						
Silver	0.010 B	1.0	ug/L	SW846 6020	08/13-08/19/08	KTQJ51AT
		Dilution Factor: 1		Analysis Time..: 21:49	Analyst ID.....: 002260	
		Instrument ID..: I8		MDL.....: 0.0026		
Arsenic	0.64 B	5.0	ug/L	SW846 6020	08/13-08/19/08	KTQJ51AE
		Dilution Factor: 1		Analysis Time..: 21:49	Analyst ID.....: 002260	
		Instrument ID..: I8		MDL.....: 0.13		
Barium	37.2 J	1.0	ug/L	SW846 6020	08/13-08/19/08	KTQJ51AF
		Dilution Factor: 1		Analysis Time..: 21:49	Analyst ID.....: 002260	
		Instrument ID..: I8		MDL.....: 0.014		
Beryllium	0.076 B	1.0	ug/L	SW846 6020	08/13-08/19/08	KTQJ51AG
		Dilution Factor: 1		Analysis Time..: 21:49	Analyst ID.....: 002260	
		Instrument ID..: I8		MDL.....: 0.012		
Cadmium	0.062 B,J	1.0	ug/L	SW846 6020	08/13-08/19/08	KTQJ51AH
		Dilution Factor: 1		Analysis Time..: 21:49	Analyst ID.....: 002260	
		Instrument ID..: I8		MDL.....: 0.0061		
Cobalt	9.0 J	1.0	ug/L	SW846 6020	08/13-08/19/08	KTQJ51AJ
		Dilution Factor: 1		Analysis Time..: 21:49	Analyst ID.....: 002260	
		Instrument ID..: I8		MDL.....: 0.0041		
Chromium	2.0 J	2.0	ug/L	SW846 6020	08/13-08/19/08	KTQJ51AX
		Dilution Factor: 1		Analysis Time..: 21:49	Analyst ID.....: 002260	
		Instrument ID..: I8		MDL.....: 0.069		
Copper	3.0 J	2.0	ug/L	SW846 6020	08/13-08/19/08	KTQJ51AK
		Dilution Factor: 1		Analysis Time..: 21:49	Analyst ID.....: 002260	
		Instrument ID..: I8		MDL.....: 0.051		
Iron	10800 J	50.0	ug/L	SW846 6020	08/13-08/19/08	KTQJ51AL
		Dilution Factor: 1		Analysis Time..: 21:49	Analyst ID.....: 002260	
		Instrument ID..: I8		MDL.....: 1.1		
Manganese	431 J	1.0	ug/L	SW846 6020	08/13-08/19/08	KTQJ51AN
		Dilution Factor: 1		Analysis Time..: 21:49	Analyst ID.....: 002260	
		Instrument ID..: I8		MDL.....: 0.027		

(Continued on next page)

Tetra Tech NUS, Inc

Client Sample ID: MSA-MW15D-080608

TOTAL Metals

Lot-Sample #...: A8H070118-002 Matrix.....: WQ

PARAMETER	RESULT	REPORTING LIMIT	UNITS	METHOD	PREPARATION-ANALYSIS DATE	WORK ORDER #
Molybdenum	**0.88 B**	**2.0**	**ug/L**	**SW846 6020**	**08/13-08/19/08**	**KTQJ51AP**
		Dilution Factor: 1		Analysis Time..: 21:49	Analyst ID.....: 002260	
		Instrument ID..: I8		MDL.....: 0.12		
Nickel	**14.2 J**	**2.0**	**ug/L**	**SW846 6020**	**08/13-08/19/08**	**KTQJ51AQ**
		Dilution Factor: 1		Analysis Time..: 21:49	Analyst ID.....: 002260	
		Instrument ID..: I8		MDL.....: 0.053		
Lead	**0.39 B,J**	**1.0**	**ug/L**	**SW846 6020**	**08/13-08/19/08**	**KTQJ51AM**
		Dilution Factor: 1		Analysis Time..: 21:49	Analyst ID.....: 002260	
		Instrument ID..: I8		MDL.....: 0.018		
Antimony	ND	2.0	ug/L	SW846 6020	08/13-08/19/08	KTQJ51AD
		Dilution Factor: 1		Analysis Time..: 21:49	Analyst ID.....: 002260	
		Instrument ID..: I8		MDL.....: 0.035		
Selenium	ND	5.0	ug/L	SW846 6020	08/13-08/19/08	KTQJ51AR
		Dilution Factor: 1		Analysis Time..: 21:49	Analyst ID.....: 002260	
		Instrument ID..: I8		MDL.....: 0.14		
Thallium	ND	1.0	ug/L	SW846 6020	08/13-08/19/08	KTQJ51AU
		Dilution Factor: 1		Analysis Time..: 21:49	Analyst ID.....: 002260	
		Instrument ID..: I8		MDL.....: 0.11		
Vanadium	**1.1 B**	**20.0**	**ug/L**	**SW846 6020**	**08/13-08/19/08**	**KTQJ51AV**
		Dilution Factor: 1		Analysis Time..: 21:49	Analyst ID.....: 002260	
		Instrument ID..: I8		MDL.....: 0.46		
Zinc	**16.7 B,J**	**20.0**	**ug/L**	**SW846 6020**	**08/13-08/19/08**	**KTQJ51AW**
		Dilution Factor: 1		Analysis Time..: 21:49	Analyst ID.....: 002260	
		Instrument ID..: I8		MDL.....: 0.20		
Mercury	ND	0.20	ug/L	SW846 7470A	08/13-08/15/08	KTQJ51A0
		Dilution Factor: 1		Analysis Time..: 16:56	Analyst ID.....: 001576	
		Instrument ID..: H1		MDL.....: 0.10		

NOTE(S):

B Estimated result. Result is less than RL.

J Method blank contamination. The associated method blank contains the target analyte at a reportable level.

Tetra Tech NUS, Inc

Client Sample ID: MSA-MW15I-080608

TOTAL Metals

Lot-Sample #...: A8H070118-005
Date Sampled...: 08/06/08 13:40 Date Received..: 08/07/08
Matrix.....: WQ

PARAMETER	RESULT	REPORTING LIMIT	UNITS	METHOD	PREPARATION-ANALYSIS DATE	WORK ORDER #
Prep Batch #...: 8225076						
Silver	ND	1.0	ug/L	SW846 6020	08/13-08/19/08	KTQJ81A5
		Dilution Factor: 1		Analysis Time..: 22:14	Analyst ID.....: 002260	
		Instrument ID..: I8		MDL.....: 0.0026		
Arsenic	**8.2**	**5.0**	**ug/L**	**SW846 6020**	**08/13-08/19/08**	**KTQJ81AQ**
		Dilution Factor: 1		Analysis Time..: 22:14	Analyst ID.....: 002260	
		Instrument ID..: I8		MDL.....: 0.13		
Barium	**43.0 J**	**1.0**	**ug/L**	**SW846 6020**	**08/13-08/19/08**	**KTQJ81AR**
		Dilution Factor: 1		Analysis Time..: 22:14	Analyst ID.....: 002260	
		Instrument ID..: I8		MDL.....: 0.014		
Beryllium	**0.24 B**	**1.0**	**ug/L**	**SW846 6020**	**08/13-08/19/08**	**KTQJ81AT**
		Dilution Factor: 1		Analysis Time..: 22:14	Analyst ID.....: 002260	
		Instrument ID..: I8		MDL.....: 0.012		
Cadmium	**0.046 B,J**	**1.0**	**ug/L**	**SW846 6020**	**08/13-08/19/08**	**KTQJ81AU**
		Dilution Factor: 1		Analysis Time..: 22:14	Analyst ID.....: 002260	
		Instrument ID..: I8		MDL.....: 0.0061		
Cobalt	**39.2 J**	**1.0**	**ug/L**	**SW846 6020**	**08/13-08/19/08**	**KTQJ81AV**
		Dilution Factor: 1		Analysis Time..: 22:14	Analyst ID.....: 002260	
		Instrument ID..: I8		MDL.....: 0.0041		
Chromium	**8.7 J**	**2.0**	**ug/L**	**SW846 6020**	**08/13-08/19/08**	**KTQJ81A9**
		Dilution Factor: 1		Analysis Time..: 22:14	Analyst ID.....: 002260	
		Instrument ID..: I8		MDL.....: 0.069		
Copper	**0.65 B,J**	**2.0**	**ug/L**	**SW846 6020**	**08/13-08/19/08**	**KTQJ81AW**
		Dilution Factor: 1		Analysis Time..: 22:14	Analyst ID.....: 002260	
		Instrument ID..: I8		MDL.....: 0.051		
Iron	**23700 J**	**50.0**	**ug/L**	**SW846 6020**	**08/13-08/19/08**	**KTQJ81AX**
		Dilution Factor: 1		Analysis Time..: 22:14	Analyst ID.....: 002260	
		Instrument ID..: I8		MDL.....: 1.1		
Manganese	**396 J**	**1.0**	**ug/L**	**SW846 6020**	**08/13-08/19/08**	**KTQJ81A1**
		Dilution Factor: 1		Analysis Time..: 22:14	Analyst ID.....: 002260	
		Instrument ID..: I8		MDL.....: 0.027		

(Continued on next page)

Tetra Tech NUS, Inc

Client Sample ID: MSA-MW15I-080608

TOTAL Metals

Lot-Sample #...: A8H070118-005 Matrix.....: WQ

PARAMETER	RESULT	REPORTING LIMIT	UNITS	METHOD	PREPARATION-ANALYSIS DATE	WORK ORDER #
Molybdenum	**1.0 B**	**2.0**	**ug/L**	**SW846 6020**	**08/13-08/19/08**	**KTQJ81A2**
		Dilution Factor: 1		Analysis Time..: 22:14	Analyst ID.....: 002260	
		Instrument ID..: I8		MDL.....: 0.12		
Nickel	**40.0 J**	**2.0**	**ug/L**	**SW846 6020**	**08/13-08/19/08**	**KTQJ81A3**
		Dilution Factor: 1		Analysis Time..: 22:14	Analyst ID.....: 002260	
		Instrument ID..: I8		MDL.....: 0.053		
Lead	**0.62 B,J**	**1.0**	**ug/L**	**SW846 6020**	**08/13-08/19/08**	**KTQJ81A0**
		Dilution Factor: 1		Analysis Time..: 22:14	Analyst ID.....: 002260	
		Instrument ID..: I8		MDL.....: 0.018		
Antimony	ND	2.0	ug/L	SW846 6020	08/13-08/19/08	KTQJ81AP
		Dilution Factor: 1		Analysis Time..: 22:14	Analyst ID.....: 002260	
		Instrument ID..: I8		MDL.....: 0.035		
Selenium	**0.34 B**	**5.0**	**ug/L**	**SW846 6020**	**08/13-08/19/08**	**KTQJ81A4**
		Dilution Factor: 1		Analysis Time..: 22:14	Analyst ID.....: 002260	
		Instrument ID..: I8		MDL.....: 0.14		
Thallium	ND	1.0	ug/L	SW846 6020	08/13-08/19/08	KTQJ81A6
		Dilution Factor: 1		Analysis Time..: 22:14	Analyst ID.....: 002260	
		Instrument ID..: I8		MDL.....: 0.11		
Vanadium	**6.8 B**	**20.0**	**ug/L**	**SW846 6020**	**08/13-08/19/08**	**KTQJ81A7**
		Dilution Factor: 1		Analysis Time..: 22:14	Analyst ID.....: 002260	
		Instrument ID..: I8		MDL.....: 0.46		
Zinc	**45.5 J**	**20.0**	**ug/L**	**SW846 6020**	**08/13-08/19/08**	**KTQJ81A8**
		Dilution Factor: 1		Analysis Time..: 22:14	Analyst ID.....: 002260	
		Instrument ID..: I8		MDL.....: 0.20		
Mercury	ND	0.20	ug/L	SW846 7470A	08/13-08/15/08	KTQJ81AA
		Dilution Factor: 1		Analysis Time..: 16:46	Analyst ID.....: 001576	
		Instrument ID..: H1		MDL.....: 0.10		

NOTE(S):

J Method blank contamination. The associated method blank contains the target analyte at a reportable level.

B Estimated result. Result is less than RL.

Tetra Tech NUS, Inc

Client Sample ID: MSA-MW15S-080608

TOTAL Metals

Lot-Sample #...: A8H070118-006 Matrix.....: WQ
Date Sampled...: 08/06/08 15:00 Date Received..: 08/07/08

PARAMETER	RESULT	REPORTING LIMIT	UNITS	METHOD	PREPARATION-ANALYSIS DATE	WORK ORDER #
Prep Batch #...: 8225076						
Silver	0.0050 B	1.0	ug/L	SW846 6020	08/13-08/19/08	KTQJ91A5
		Dilution Factor: 1		Analysis Time..: 22:22	Analyst ID.....: 002260	
		Instrument ID..: I8		MDL.....: 0.0026		
Arsenic	4.7 B	5.0	ug/L	SW846 6020	08/13-08/19/08	KTQJ91AQ
		Dilution Factor: 1		Analysis Time..: 22:22	Analyst ID.....: 002260	
		Instrument ID..: I8		MDL.....: 0.13		
Barium	18.8 J	1.0	ug/L	SW846 6020	08/13-08/19/08	KTQJ91AR
		Dilution Factor: 1		Analysis Time..: 22:22	Analyst ID.....: 002260	
		Instrument ID..: I8		MDL.....: 0.014		
Beryllium	0.97 B	1.0	ug/L	SW846 6020	08/13-08/19/08	KTQJ91AT
		Dilution Factor: 1		Analysis Time..: 22:22	Analyst ID.....: 002260	
		Instrument ID..: I8		MDL.....: 0.012		
Cadmium	0.40 B,J	1.0	ug/L	SW846 6020	08/13-08/19/08	KTQJ91AU
		Dilution Factor: 1		Analysis Time..: 22:22	Analyst ID.....: 002260	
		Instrument ID..: I8		MDL.....: 0.0061		
Cobalt	117 J	1.0	ug/L	SW846 6020	08/13-08/19/08	KTQJ91AV
		Dilution Factor: 1		Analysis Time..: 22:22	Analyst ID.....: 002260	
		Instrument ID..: I8		MDL.....: 0.0041		
Chromium	6.4 J	2.0	ug/L	SW846 6020	08/13-08/19/08	KTQJ91A9
		Dilution Factor: 1		Analysis Time..: 22:22	Analyst ID.....: 002260	
		Instrument ID..: I8		MDL.....: 0.069		
Copper	55.6 J	2.0	ug/L	SW846 6020	08/13-08/19/08	KTQJ91AW
		Dilution Factor: 1		Analysis Time..: 22:22	Analyst ID.....: 002260	
		Instrument ID..: I8		MDL.....: 0.051		
Iron	14700 J	50.0	ug/L	SW846 6020	08/13-08/19/08	KTQJ91AX
		Dilution Factor: 1		Analysis Time..: 22:22	Analyst ID.....: 002260	
		Instrument ID..: I8		MDL.....: 1.1		
Manganese	302 J	1.0	ug/L	SW846 6020	08/13-08/19/08	KTQJ91A1
		Dilution Factor: 1		Analysis Time..: 22:22	Analyst ID.....: 002260	
		Instrument ID..: I8		MDL.....: 0.027		

(Continued on next page)

Tetra Tech NUS, Inc

Client Sample ID: MSA-MW15S-080608

TOTAL Metals

Lot-Sample #...: A8H070118-006 Matrix.....: WQ

PARAMETER	RESULT	REPORTING LIMIT	UNITS	METHOD	PREPARATION-ANALYSIS DATE	WORK ORDER #
Molybdenum	ND	2.0	ug/L	SW846 6020	08/13-08/19/08	KTQJ91A2
		Dilution Factor: 1		Analysis Time..: 22:22	Analyst ID.....: 002260	
		Instrument ID..: I8		MDL.....: 0.12		
Nickel	**137 J**	**2.0**	**ug/L**	**SW846 6020**	**08/13-08/19/08**	**KTQJ91A3**
		Dilution Factor: 1		Analysis Time..: 22:22	Analyst ID.....: 002260	
		Instrument ID..: I8		MDL.....: 0.053		
Lead	**1.7 J**	**1.0**	**ug/L**	**SW846 6020**	**08/13-08/19/08**	**KTQJ91A0**
		Dilution Factor: 1		Analysis Time..: 22:22	Analyst ID.....: 002260	
		Instrument ID..: I8		MDL.....: 0.018		
Antimony	ND	2.0	ug/L	SW846 6020	08/13-08/19/08	KTQJ91AP
		Dilution Factor: 1		Analysis Time..: 22:22	Analyst ID.....: 002260	
		Instrument ID..: I8		MDL.....: 0.035		
Selenium	**3.3 B**	**5.0**	**ug/L**	**SW846 6020**	**08/13-08/19/08**	**KTQJ91A4**
		Dilution Factor: 1		Analysis Time..: 22:22	Analyst ID.....: 002260	
		Instrument ID..: I8		MDL.....: 0.14		
Thallium	ND	1.0	ug/L	SW846 6020	08/13-08/19/08	KTQJ91A6
		Dilution Factor: 1		Analysis Time..: 22:22	Analyst ID.....: 002260	
		Instrument ID..: I8		MDL.....: 0.11		
Vanadium	**10.4 B**	**20.0**	**ug/L**	**SW846 6020**	**08/13-08/19/08**	**KTQJ91A7**
		Dilution Factor: 1		Analysis Time..: 22:22	Analyst ID.....: 002260	
		Instrument ID..: I8		MDL.....: 0.46		
Zinc	**119 J**	**20.0**	**ug/L**	**SW846 6020**	**08/13-08/19/08**	**KTQJ91A8**
		Dilution Factor: 1		Analysis Time..: 22:22	Analyst ID.....: 002260	
		Instrument ID..: I8		MDL.....: 0.20		
Mercury	ND	0.20	ug/L	SW846 7470A	08/13-08/15/08	KTQJ91AA
		Dilution Factor: 1		Analysis Time..: 16:36	Analyst ID.....: 001576	
		Instrument ID..: H1		MDL.....: 0.10		

NOTE(S):

B Estimated result. Result is less than RL.

J Method blank contamination. The associated method blank contains the target analyte at a reportable level.

Tetra Tech NUS, Inc

Client Sample ID: MSA-MW19D-080708

TOTAL Metals

Lot-Sample #...: A8H080117-005 Matrix.....: WG
Date Sampled...: 08/07/08 14:14 Date Received..: 08/08/08

PARAMETER	RESULT	REPORTING LIMIT	UNITS	METHOD	PREPARATION-ANALYSIS DATE	WORK ORDER #
Prep Batch #...: 8228024						
Silver	ND	1.0	ug/L	SW846 6020	08/15-08/20/08	KTTHT1A5
		Dilution Factor: 1		Analysis Time..: 13:53	Analyst ID.....: 002260	
		Instrument ID..: I8		MDL.....: 0.0026		
Arsenic	**1.1 B**	**5.0**	**ug/L**	**SW846 6020**	**08/15-08/20/08**	**KTTHT1AQ**
		Dilution Factor: 1		Analysis Time..: 13:53	Analyst ID.....: 002260	
		Instrument ID..: I8		MDL.....: 0.13		
Barium	**99.0 J**	**1.0**	**ug/L**	**SW846 6020**	**08/15-08/20/08**	**KTTHT1AR**
		Dilution Factor: 1		Analysis Time..: 13:53	Analyst ID.....: 002260	
		Instrument ID..: I8		MDL.....: 0.014		
Beryllium	**1.6**	**1.0**	**ug/L**	**SW846 6020**	**08/15-08/20/08**	**KTTHT1AT**
		Dilution Factor: 1		Analysis Time..: 13:53	Analyst ID.....: 002260	
		Instrument ID..: I8		MDL.....: 0.012		
Cadmium	**0.015 B,J**	**1.0**	**ug/L**	**SW846 6020**	**08/15-08/20/08**	**KTTHT1AU**
		Dilution Factor: 1		Analysis Time..: 13:53	Analyst ID.....: 002260	
		Instrument ID..: I8		MDL.....: 0.0061		
Cobalt	**77.4 J**	**1.0**	**ug/L**	**SW846 6020**	**08/15-08/20/08**	**KTTHT1AV**
		Dilution Factor: 1		Analysis Time..: 13:53	Analyst ID.....: 002260	
		Instrument ID..: I8		MDL.....: 0.0041		
Chromium	**8.5 J**	**2.0**	**ug/L**	**SW846 6020**	**08/15-08/20/08**	**KTTHT1A9**
		Dilution Factor: 1		Analysis Time..: 13:53	Analyst ID.....: 002260	
		Instrument ID..: I8		MDL.....: 0.069		
Copper	ND	2.0	ug/L	SW846 6020	08/15-08/20/08	KTTHT1AW
		Dilution Factor: 1		Analysis Time..: 13:53	Analyst ID.....: 002260	
		Instrument ID..: I8		MDL.....: 0.051		
Iron	**24100 J**	**50.0**	**ug/L**	**SW846 6020**	**08/15-08/20/08**	**KTTHT1AX**
		Dilution Factor: 1		Analysis Time..: 13:53	Analyst ID.....: 002260	
		Instrument ID..: I8		MDL.....: 1.1		
Manganese	**2770 J**	**1.0**	**ug/L**	**SW846 6020**	**08/15-08/21/08**	**KTTHT1A1**
		Dilution Factor: 1		Analysis Time..: 15:55	Analyst ID.....: 002260	
		Instrument ID..: I8		MDL.....: 0.027		

(Continued on next page)

Tetra Tech NUS, Inc

Client Sample ID: MSA-MW19D-080708

TOTAL Metals

Lot-Sample #...: A8H080117-005 **Matrix.....:** WG

PARAMETER	RESULT	REPORTING LIMIT	UNITS	METHOD	PREPARATION-ANALYSIS DATE	WORK ORDER #
Molybdenum	ND	2.0	ug/L	SW846 6020	08/15-08/20/08	KTTHT1A2
		Dilution Factor: 1		Analysis Time..: 13:53	Analyst ID.....: 002260	
		Instrument ID..: I8		MDL.....: 0.12		
Nickel	**34.6 J**	**2.0**	**ug/L**	**SW846 6020**	**08/15-08/20/08**	**KTTHT1A3**
		Dilution Factor: 1		Analysis Time..: 13:53	Analyst ID.....: 002260	
		Instrument ID..: I8		MDL.....: 0.053		
Lead	**0.033 B,J**	**1.0**	**ug/L**	**SW846 6020**	**08/15-08/20/08**	**KTTHT1A0**
		Dilution Factor: 1		Analysis Time..: 13:53	Analyst ID.....: 002260	
		Instrument ID..: I8		MDL.....: 0.018		
Antimony	**0.036 B**	**2.0**	**ug/L**	**SW846 6020**	**08/15-08/20/08**	**KTTHT1AP**
		Dilution Factor: 1		Analysis Time..: 13:53	Analyst ID.....: 002260	
		Instrument ID..: I8		MDL.....: 0.035		
Selenium	**0.36 B**	**5.0**	**ug/L**	**SW846 6020**	**08/15-08/20/08**	**KTTHT1A4**
		Dilution Factor: 1		Analysis Time..: 13:53	Analyst ID.....: 002260	
		Instrument ID..: I8		MDL.....: 0.14		
Thallium	ND	1.0	ug/L	SW846 6020	08/15-08/20/08	KTTHT1A6
		Dilution Factor: 1		Analysis Time..: 13:53	Analyst ID.....: 002260	
		Instrument ID..: I8		MDL.....: 0.11		
Vanadium	**1.2 B,J**	**20.0**	**ug/L**	**SW846 6020**	**08/15-08/20/08**	**KTTHT1A7**
		Dilution Factor: 1		Analysis Time..: 13:53	Analyst ID.....: 002260	
		Instrument ID..: I8		MDL.....: 0.46		
Zinc	**77.3 J**	**20.0**	**ug/L**	**SW846 6020**	**08/15-08/20/08**	**KTTHT1A8**
		Dilution Factor: 1		Analysis Time..: 13:53	Analyst ID.....: 002260	
		Instrument ID..: I8		MDL.....: 0.20		
Mercury	ND	0.20	ug/L	SW846 7470A	08/15/08	KTTHT1AA
		Dilution Factor: 1		Analysis Time..: 17:25	Analyst ID.....: 001576	
		Instrument ID..: H1		MDL.....: 0.10		

NOTE(S):

B Estimated result. Result is less than RL.

J Method blank contamination. The associated method blank contains the target analyte at a reportable level.

Tetra Tech NUS, Inc

Client Sample ID: MSA-MW19I-080708

TOTAL Metals

Lot-Sample #...: A8H080117-003 Matrix.....: WG
Date Sampled...: 08/07/08 11:46 Date Received..: 08/08/08

PARAMETER	RESULT	REPORTING LIMIT	UNITS	METHOD	PREPARATION-ANALYSIS DATE	WORK ORDER #
Prep Batch #...: 8228024						
Silver	0.0060 B	1.0	ug/L	SW846 6020	08/15-08/20/08	KTTHQ1A5
		Dilution Factor: 1		Analysis Time..: 13:36	Analyst ID.....: 002260	
		Instrument ID..: I8		MDL.....: 0.0026		
Arsenic	4.9 B	5.0	ug/L	SW846 6020	08/15-08/20/08	KTTHQ1AQ
		Dilution Factor: 1		Analysis Time..: 13:36	Analyst ID.....: 002260	
		Instrument ID..: I8		MDL.....: 0.13		
Barium	64.6 J	1.0	ug/L	SW846 6020	08/15-08/20/08	KTTHQ1AR
		Dilution Factor: 1		Analysis Time..: 13:36	Analyst ID.....: 002260	
		Instrument ID..: I8		MDL.....: 0.014		
Beryllium	0.99 B	1.0	ug/L	SW846 6020	08/15-08/20/08	KTTHQ1AT
		Dilution Factor: 1		Analysis Time..: 13:36	Analyst ID.....: 002260	
		Instrument ID..: I8		MDL.....: 0.012		
Cadmium	0.073 B,J	1.0	ug/L	SW846 6020	08/15-08/20/08	KTTHQ1AU
		Dilution Factor: 1		Analysis Time..: 13:36	Analyst ID.....: 002260	
		Instrument ID..: I8		MDL.....: 0.0061		
Cobalt	62.3 J	1.0	ug/L	SW846 6020	08/15-08/20/08	KTTHQ1AV
		Dilution Factor: 1		Analysis Time..: 13:36	Analyst ID.....: 002260	
		Instrument ID..: I8		MDL.....: 0.0041		
Chromium	2.6 J	2.0	ug/L	SW846 6020	08/15-08/20/08	KTTHQ1A9
		Dilution Factor: 1		Analysis Time..: 13:36	Analyst ID.....: 002260	
		Instrument ID..: I8		MDL.....: 0.069		
Copper	ND	2.0	ug/L	SW846 6020	08/15-08/20/08	KTTHQ1AW
		Dilution Factor: 1		Analysis Time..: 13:36	Analyst ID.....: 002260	
		Instrument ID..: I8		MDL.....: 0.051		
Iron	51800 J	50.0	ug/L	SW846 6020	08/15-08/20/08	KTTHQ1AX
		Dilution Factor: 1		Analysis Time..: 13:36	Analyst ID.....: 002260	
		Instrument ID..: I8		MDL.....: 1.1		
Manganese	2790 J	1.0	ug/L	SW846 6020	08/15-08/21/08	KTTHQ1A1
		Dilution Factor: 1		Analysis Time..: 15:38	Analyst ID.....: 002260	
		Instrument ID..: I8		MDL.....: 0.027		

(Continued on next page)

Tetra Tech NUS, Inc

Client Sample ID: MSA-MW19I-080708

TOTAL Metals

Lot-Sample #...: A8H080117-003 Matrix.....: WG

PARAMETER	RESULT	REPORTING LIMIT	UNITS	METHOD	PREPARATION-ANALYSIS DATE	WORK ORDER #
Molybdenum	**0.62 B**	**2.0**	**ug/L**	**SW846 6020**	**08/15-08/20/08**	**KTTHQ1A2**
		Dilution Factor: 1		Analysis Time..: 13:36	Analyst ID.....: 002260	
		Instrument ID..: I8		MDL.....: 0.12		
Nickel	**41.3 J**	**2.0**	**ug/L**	**SW846 6020**	**08/15-08/20/08**	**KTTHQ1A3**
		Dilution Factor: 1		Analysis Time..: 13:36	Analyst ID.....: 002260	
		Instrument ID..: I8		MDL.....: 0.053		
Lead	**0.11 B,J**	**1.0**	**ug/L**	**SW846 6020**	**08/15-08/20/08**	**KTTHQ1A0**
		Dilution Factor: 1		Analysis Time..: 13:36	Analyst ID.....: 002260	
		Instrument ID..: I8		MDL.....: 0.018		
Antimony	**0.14 B**	**2.0**	**ug/L**	**SW846 6020**	**08/15-08/20/08**	**KTTHQ1AP**
		Dilution Factor: 1		Analysis Time..: 13:36	Analyst ID.....: 002260	
		Instrument ID..: I8		MDL.....: 0.035		
Selenium	**3.1 B**	**5.0**	**ug/L**	**SW846 6020**	**08/15-08/20/08**	**KTTHQ1A4**
		Dilution Factor: 1		Analysis Time..: 13:36	Analyst ID.....: 002260	
		Instrument ID..: I8		MDL.....: 0.14		
Thallium	ND	1.0	ug/L	SW846 6020	08/15-08/20/08	KTTHQ1A6
		Dilution Factor: 1		Analysis Time..: 13:36	Analyst ID.....: 002260	
		Instrument ID..: I8		MDL.....: 0.11		
Vanadium	**2.5 B,J**	**20.0**	**ug/L**	**SW846 6020**	**08/15-08/20/08**	**KTTHQ1A7**
		Dilution Factor: 1		Analysis Time..: 13:36	Analyst ID.....: 002260	
		Instrument ID..: I8		MDL.....: 0.46		
Zinc	**93.4 J**	**20.0**	**ug/L**	**SW846 6020**	**08/15-08/20/08**	**KTTHQ1A8**
		Dilution Factor: 1		Analysis Time..: 13:36	Analyst ID.....: 002260	
		Instrument ID..: I8		MDL.....: 0.20		
Mercury	ND	0.20	ug/L	SW846 7470A	08/15/08	KTTHQ1AA
		Dilution Factor: 1		Analysis Time..: 17:16	Analyst ID.....: 001576	
		Instrument ID..: H1		MDL.....: 0.10		

NOTE(S):

B Estimated result. Result is less than RL.

J Method blank contamination. The associated method blank contains the target analyte at a reportable level.

Tetra Tech NUS, Inc

Client Sample ID: MSA-MW20D-080608

TOTAL Metals

Lot-Sample #...: A8H070118-007 Matrix.....: WQ
Date Sampled...: 08/06/08 15:07 Date Received..: 08/07/08

PARAMETER	RESULT	REPORTING LIMIT	UNITS	METHOD	PREPARATION-ANALYSIS DATE	WORK ORDER #
Prep Batch #...: 8225076						
Silver	ND	1.0	ug/L	SW846 6020	08/13-08/19/08	KTQKA1A5
		Dilution Factor: 1		Analysis Time..: 22:39	Analyst ID.....: 002260	
		Instrument ID..: I8		MDL.....: 0.0026		
Arsenic	**1.1 B**	**5.0**	**ug/L**	**SW846 6020**	**08/13-08/19/08**	**KTQKA1AQ**
		Dilution Factor: 1		Analysis Time..: 22:39	Analyst ID.....: 002260	
		Instrument ID..: I8		MDL.....: 0.13		
Barium	**132 J**	**1.0**	**ug/L**	**SW846 6020**	**08/13-08/19/08**	**KTQKA1AR**
		Dilution Factor: 1		Analysis Time..: 22:39	Analyst ID.....: 002260	
		Instrument ID..: I8		MDL.....: 0.014		
Beryllium	**0.98 B**	**1.0**	**ug/L**	**SW846 6020**	**08/13-08/19/08**	**KTQKA1AT**
		Dilution Factor: 1		Analysis Time..: 22:39	Analyst ID.....: 002260	
		Instrument ID..: I8		MDL.....: 0.012		
Cadmium	**0.40 B,J**	**1.0**	**ug/L**	**SW846 6020**	**08/13-08/19/08**	**KTQKA1AU**
		Dilution Factor: 1		Analysis Time..: 22:39	Analyst ID.....: 002260	
		Instrument ID..: I8		MDL.....: 0.0061		
Cobalt	**68.6 J**	**1.0**	**ug/L**	**SW846 6020**	**08/13-08/19/08**	**KTQKA1AV**
		Dilution Factor: 1		Analysis Time..: 22:39	Analyst ID.....: 002260	
		Instrument ID..: I8		MDL.....: 0.0041		
Chromium	**10.1 J**	**2.0**	**ug/L**	**SW846 6020**	**08/13-08/19/08**	**KTQKA1A9**
		Dilution Factor: 1		Analysis Time..: 22:39	Analyst ID.....: 002260	
		Instrument ID..: I8		MDL.....: 0.069		
Copper	**0.77 B,J**	**2.0**	**ug/L**	**SW846 6020**	**08/13-08/19/08**	**KTQKA1AW**
		Dilution Factor: 1		Analysis Time..: 22:39	Analyst ID.....: 002260	
		Instrument ID..: I8		MDL.....: 0.051		
Iron	**2460 J**	**50.0**	**ug/L**	**SW846 6020**	**08/13-08/19/08**	**KTQKA1AX**
		Dilution Factor: 1		Analysis Time..: 22:39	Analyst ID.....: 002260	
		Instrument ID..: I8		MDL.....: 1.1		
Manganese	**1050 J**	**1.0**	**ug/L**	**SW846 6020**	**08/13-08/19/08**	**KTQKA1A1**
		Dilution Factor: 1		Analysis Time..: 22:39	Analyst ID.....: 002260	
		Instrument ID..: I8		MDL.....: 0.027		

(Continued on next page)

Tetra Tech NUS, Inc

Client Sample ID: MSA-MW20D-080608

TOTAL Metals

Lot-Sample #...: A8H070118-007 Matrix.....: WQ

PARAMETER	RESULT	REPORTING LIMIT	UNITS	METHOD	PREPARATION-ANALYSIS DATE	WORK ORDER #
Molybdenum	**0.17 B**	**2.0**	**ug/L**	**SW846 6020**	**08/13-08/19/08**	**KTQKA1A2**
		Dilution Factor: 1		Analysis Time..: 22:39	Analyst ID.....: 002260	
		Instrument ID..: I8		MDL.....: 0.12		
Nickel	**49.9 J**	**2.0**	**ug/L**	**SW846 6020**	**08/13-08/19/08**	**KTQKA1A3**
		Dilution Factor: 1		Analysis Time..: 22:39	Analyst ID.....: 002260	
		Instrument ID..: I8		MDL.....: 0.053		
Lead	**0.058 B,J**	**1.0**	**ug/L**	**SW846 6020**	**08/13-08/19/08**	**KTQKA1A0**
		Dilution Factor: 1		Analysis Time..: 22:39	Analyst ID.....: 002260	
		Instrument ID..: I8		MDL.....: 0.018		
Antimony	ND	2.0	ug/L	SW846 6020	08/13-08/19/08	KTQKA1AP
		Dilution Factor: 1		Analysis Time..: 22:39	Analyst ID.....: 002260	
		Instrument ID..: I8		MDL.....: 0.035		
Selenium	**0.60 B**	**5.0**	**ug/L**	**SW846 6020**	**08/13-08/19/08**	**KTQKA1A4**
		Dilution Factor: 1		Analysis Time..: 22:39	Analyst ID.....: 002260	
		Instrument ID..: I8		MDL.....: 0.14		
Thallium	ND	1.0	ug/L	SW846 6020	08/13-08/19/08	KTQKA1A6
		Dilution Factor: 1		Analysis Time..: 22:39	Analyst ID.....: 002260	
		Instrument ID..: I8		MDL.....: 0.11		
Vanadium	ND	20.0	ug/L	SW846 6020	08/13-08/19/08	KTQKA1A7
		Dilution Factor: 1		Analysis Time..: 22:39	Analyst ID.....: 002260	
		Instrument ID..: I8		MDL.....: 0.46		
Zinc	**86.6 J**	**20.0**	**ug/L**	**SW846 6020**	**08/13-08/19/08**	**KTQKA1A8**
		Dilution Factor: 1		Analysis Time..: 22:39	Analyst ID.....: 002260	
		Instrument ID..: I8		MDL.....: 0.20		
Mercury	ND	0.20	ug/L	SW846 7470A	08/13-08/15/08	KTQKA1AA
		Dilution Factor: 1		Analysis Time..: 16:51	Analyst ID.....: 001576	
		Instrument ID..: H1		MDL.....: 0.10		

NOTE(S):

B Estimated result. Result is less than RL.

J Method blank contamination. The associated method blank contains the target analyte at a reportable level.

Tetra Tech NUS, Inc

Client Sample ID: MSA-MW20I-080608

TOTAL Metals

Lot-Sample #...: A8H070118-004 Matrix.....: WQ
Date Sampled...: 08/06/08 12:32 Date Received..: 08/07/08

PARAMETER	RESULT	REPORTING LIMIT	UNITS	METHOD	PREPARATION-ANALYSIS DATE	WORK ORDER #
Prep Batch #...: 8225076						
Silver	0.036 B	1.0	ug/L	SW846 6020	08/13-08/19/08	KTQJ71A5
		Dilution Factor: 1		Analysis Time..: 22:05	Analyst ID.....: 002260	
		Instrument ID..: I8		MDL.....: 0.0026		
Arsenic	2.2 B	5.0	ug/L	SW846 6020	08/13-08/19/08	KTQJ71AQ
		Dilution Factor: 1		Analysis Time..: 22:05	Analyst ID.....: 002260	
		Instrument ID..: I8		MDL.....: 0.13		
Barium	29.9 J	1.0	ug/L	SW846 6020	08/13-08/19/08	KTQJ71AR
		Dilution Factor: 1		Analysis Time..: 22:05	Analyst ID.....: 002260	
		Instrument ID..: I8		MDL.....: 0.014		
Beryllium	0.014 B	1.0	ug/L	SW846 6020	08/13-08/19/08	KTQJ71AT
		Dilution Factor: 1		Analysis Time..: 22:05	Analyst ID.....: 002260	
		Instrument ID..: I8		MDL.....: 0.012		
Cadmium	0.15 B,J	1.0	ug/L	SW846 6020	08/13-08/19/08	KTQJ71AU
		Dilution Factor: 1		Analysis Time..: 22:05	Analyst ID.....: 002260	
		Instrument ID..: I8		MDL.....: 0.0061		
Cobalt	4.8 J	1.0	ug/L	SW846 6020	08/13-08/19/08	KTQJ71AV
		Dilution Factor: 1		Analysis Time..: 22:05	Analyst ID.....: 002260	
		Instrument ID..: I8		MDL.....: 0.0041		
Chromium	3.3 J	2.0	ug/L	SW846 6020	08/13-08/19/08	KTQJ71A9
		Dilution Factor: 1		Analysis Time..: 22:05	Analyst ID.....: 002260	
		Instrument ID..: I8		MDL.....: 0.069		
Copper	2.5 J	2.0	ug/L	SW846 6020	08/13-08/19/08	KTQJ71AW
		Dilution Factor: 1		Analysis Time..: 22:05	Analyst ID.....: 002260	
		Instrument ID..: I8		MDL.....: 0.051		
Iron	41300 J	50.0	ug/L	SW846 6020	08/13-08/19/08	KTQJ71AX
		Dilution Factor: 1		Analysis Time..: 22:05	Analyst ID.....: 002260	
		Instrument ID..: I8		MDL.....: 1.1		
Manganese	1760 J	1.0	ug/L	SW846 6020	08/13-08/19/08	KTQJ71A1
		Dilution Factor: 1		Analysis Time..: 22:05	Analyst ID.....: 002260	
		Instrument ID..: I8		MDL.....: 0.027		

(Continued on next page)

Tetra Tech NUS, Inc

Client Sample ID: MSA-MW20I-080608

TOTAL Metals

Lot-Sample #...: A8H070118-004 Matrix.....: WQ

PARAMETER	RESULT	REPORTING LIMIT	UNITS	METHOD	PREPARATION-ANALYSIS DATE	WORK ORDER #
Molybdenum	**0.34 B**	**2.0**	**ug/L**	**SW846 6020**	**08/13-08/19/08**	**KTQJ71A2**
		Dilution Factor: 1		Analysis Time..: 22:05	Analyst ID.....: 002260	
		Instrument ID..: I8		MDL.....: 0.12		
Nickel	**1.6 B,J**	**2.0**	**ug/L**	**SW846 6020**	**08/13-08/19/08**	**KTQJ71A3**
		Dilution Factor: 1		Analysis Time..: 22:05	Analyst ID.....: 002260	
		Instrument ID..: I8		MDL.....: 0.053		
Lead	**5.7 J**	**1.0**	**ug/L**	**SW846 6020**	**08/13-08/19/08**	**KTQJ71A0**
		Dilution Factor: 1		Analysis Time..: 22:05	Analyst ID.....: 002260	
		Instrument ID..: I8		MDL.....: 0.018		
Antimony	**0.20 B**	**2.0**	**ug/L**	**SW846 6020**	**08/13-08/19/08**	**KTQJ71AP**
		Dilution Factor: 1		Analysis Time..: 22:05	Analyst ID.....: 002260	
		Instrument ID..: I8		MDL.....: 0.035		
Selenium	**0.33 B**	**5.0**	**ug/L**	**SW846 6020**	**08/13-08/19/08**	**KTQJ71A4**
		Dilution Factor: 1		Analysis Time..: 22:05	Analyst ID.....: 002260	
		Instrument ID..: I8		MDL.....: 0.14		
Thallium	ND	1.0	ug/L	SW846 6020	08/13-08/19/08	KTQJ71A6
		Dilution Factor: 1		Analysis Time..: 22:05	Analyst ID.....: 002260	
		Instrument ID..: I8		MDL.....: 0.11		
Vanadium	**2.1 B**	**20.0**	**ug/L**	**SW846 6020**	**08/13-08/19/08**	**KTQJ71A7**
		Dilution Factor: 1		Analysis Time..: 22:05	Analyst ID.....: 002260	
		Instrument ID..: I8		MDL.....: 0.46		
Zinc	**9.8 B,J**	**20.0**	**ug/L**	**SW846 6020**	**08/13-08/19/08**	**KTQJ71A8**
		Dilution Factor: 1		Analysis Time..: 22:05	Analyst ID.....: 002260	
		Instrument ID..: I8		MDL.....: 0.20		
Mercury	ND	0.20	ug/L	SW846 7470A	08/13-08/15/08	KTQJ71AA
		Dilution Factor: 1		Analysis Time..: 16:48	Analyst ID.....: 001576	
		Instrument ID..: H1		MDL.....: 0.10		

NOTE(S):

B Estimated result. Result is less than RL.

J Method blank contamination. The associated method blank contains the target analyte at a reportable level.

Tetra Tech NUS, Inc

Client Sample ID: MSA-MW20S-080608

TOTAL Metals

Lot-Sample #...: A8H070118-003
Date Sampled...: 08/06/08 11:15 Date Received..: 08/07/08
Matrix.....: WQ

PARAMETER	RESULT	REPORTING LIMIT	UNITS	METHOD	PREPARATION-ANALYSIS DATE	WORK ORDER #
Prep Batch #...: 8225076						
Silver	ND	1.0 Dilution Factor: 1 Instrument ID..: I8	ug/L	SW846 6020 Analysis Time..: 21:57 MDL.....: 0.0026	08/13-08/19/08 Analyst ID.....: 002260	KTQJ61A5
Arsenic	8.9	5.0 Dilution Factor: 1 Instrument ID..: I8	ug/L	SW846 6020 Analysis Time..: 21:57 MDL.....: 0.13	08/13-08/19/08 Analyst ID.....: 002260	KTQJ61AQ
Barium	24.0 J	1.0 Dilution Factor: 1 Instrument ID..: I8	ug/L	SW846 6020 Analysis Time..: 21:57 MDL.....: 0.014	08/13-08/19/08 Analyst ID.....: 002260	KTQJ61AR
Beryllium	0.15 B	1.0 Dilution Factor: 1 Instrument ID..: I8	ug/L	SW846 6020 Analysis Time..: 21:57 MDL.....: 0.012	08/13-08/19/08 Analyst ID.....: 002260	KTQJ61AT
Cadmium	0.014 B,J	1.0 Dilution Factor: 1 Instrument ID..: I8	ug/L	SW846 6020 Analysis Time..: 21:57 MDL.....: 0.0061	08/13-08/19/08 Analyst ID.....: 002260	KTQJ61AU
Cobalt	3.4 J	1.0 Dilution Factor: 1 Instrument ID..: I8	ug/L	SW846 6020 Analysis Time..: 21:57 MDL.....: 0.0041	08/13-08/19/08 Analyst ID.....: 002260	KTQJ61AV
Chromium	2.0 J	2.0 Dilution Factor: 1 Instrument ID..: I8	ug/L	SW846 6020 Analysis Time..: 21:57 MDL.....: 0.069	08/13-08/19/08 Analyst ID.....: 002260	KTQJ61A9
Copper	ND	2.0 Dilution Factor: 1 Instrument ID..: I8	ug/L	SW846 6020 Analysis Time..: 21:57 MDL.....: 0.051	08/13-08/19/08 Analyst ID.....: 002260	KTQJ61AW
Iron	137000 J	50.0 Dilution Factor: 1 Instrument ID..: I8	ug/L	SW846 6020 Analysis Time..: 21:57 MDL.....: 1.1	08/13-08/19/08 Analyst ID.....: 002260	KTQJ61AX
Manganese	4550 J	1.0 Dilution Factor: 1 Instrument ID..: I8	ug/L	SW846 6020 Analysis Time..: 21:57 MDL.....: 0.027	08/13-08/19/08 Analyst ID.....: 002260	KTQJ61A1

(Continued on next page)

Tetra Tech NUS, Inc

Client Sample ID: MSA-MW20S-080608

TOTAL Metals

Lot-Sample #...: A8H070118-003 Matrix.....: WQ

PARAMETER	RESULT	REPORTING LIMIT	UNITS	METHOD	PREPARATION-ANALYSIS DATE	WORK ORDER #
Molybdenum	**0.20 B**	**2.0**	**ug/L**	**SW846 6020**	**08/13-08/19/08**	**KTQJ61A2**
		Dilution Factor: 1		Analysis Time..: 21:57	Analyst ID.....: 002260	
		Instrument ID..: I8		MDL.....: 0.12		
Nickel	**1.3 B,J**	**2.0**	**ug/L**	**SW846 6020**	**08/13-08/19/08**	**KTQJ61A3**
		Dilution Factor: 1		Analysis Time..: 21:57	Analyst ID.....: 002260	
		Instrument ID..: I8		MDL.....: 0.053		
Lead	**0.24 B,J**	**1.0**	**ug/L**	**SW846 6020**	**08/13-08/19/08**	**KTQJ61A0**
		Dilution Factor: 1		Analysis Time..: 21:57	Analyst ID.....: 002260	
		Instrument ID..: I8		MDL.....: 0.018		
Antimony	ND	2.0	ug/L	SW846 6020	08/13-08/19/08	KTQJ61AP
		Dilution Factor: 1		Analysis Time..: 21:57	Analyst ID.....: 002260	
		Instrument ID..: I8		MDL.....: 0.035		
Selenium	**2.8 B**	**5.0**	**ug/L**	**SW846 6020**	**08/13-08/19/08**	**KTQJ61A4**
		Dilution Factor: 1		Analysis Time..: 21:57	Analyst ID.....: 002260	
		Instrument ID..: I8		MDL.....: 0.14		
Thallium	ND	1.0	ug/L	SW846 6020	08/13-08/19/08	KTQJ61A6
		Dilution Factor: 1		Analysis Time..: 21:57	Analyst ID.....: 002260	
		Instrument ID..: I8		MDL.....: 0.11		
Vanadium	**1.4 B**	**20.0**	**ug/L**	**SW846 6020**	**08/13-08/19/08**	**KTQJ61A7**
		Dilution Factor: 1		Analysis Time..: 21:57	Analyst ID.....: 002260	
		Instrument ID..: I8		MDL.....: 0.46		
Zinc	**7.4 B,J**	**20.0**	**ug/L**	**SW846 6020**	**08/13-08/19/08**	**KTQJ61A8**
		Dilution Factor: 1		Analysis Time..: 21:57	Analyst ID.....: 002260	
		Instrument ID..: I8		MDL.....: 0.20		
Mercury	ND	0.20	ug/L	SW846 7470A	08/13-08/15/08	KTQJ61AA
		Dilution Factor: 1		Analysis Time..: 16:41	Analyst ID.....: 001576	
		Instrument ID..: H1		MDL.....: 0.10		

NOTE(S):

J Method blank contamination. The associated method blank contains the target analyte at a reportable level.

B Estimated result. Result is less than RL.

Tetra Tech NUS, Inc

Client Sample ID: MSA-MW26D-080708

TOTAL Metals

Lot-Sample #...: A8H080117-004 Matrix.....: WG
Date Sampled...: 08/07/08 12:55 Date Received..: 08/08/08

PARAMETER	RESULT	REPORTING LIMIT	UNITS	METHOD	PREPARATION-ANALYSIS DATE	WORK ORDER #
Prep Batch #...: 8228024						
Silver	**0.011 B**	**1.0**	**ug/L**	**SW846 6020**	**08/15-08/20/08**	**KTTHR1A5**
		Dilution Factor: 1		Analysis Time..: 13:44	Analyst ID.....: 002260	
		Instrument ID..: I8		MDL.....: 0.0026		
Arsenic	**7.2**	**5.0**	**ug/L**	**SW846 6020**	**08/15-08/20/08**	**KTTHR1AQ**
		Dilution Factor: 1		Analysis Time..: 13:44	Analyst ID.....: 002260	
		Instrument ID..: I8		MDL.....: 0.13		
Barium	**20.2 J**	**1.0**	**ug/L**	**SW846 6020**	**08/15-08/20/08**	**KTTHR1AR**
		Dilution Factor: 1		Analysis Time..: 13:44	Analyst ID.....: 002260	
		Instrument ID..: I8		MDL.....: 0.014		
Beryllium	**0.073 B**	**1.0**	**ug/L**	**SW846 6020**	**08/15-08/20/08**	**KTTHR1AT**
		Dilution Factor: 1		Analysis Time..: 13:44	Analyst ID.....: 002260	
		Instrument ID..: I8		MDL.....: 0.012		
Cadmium	**0.048 B,J**	**1.0**	**ug/L**	**SW846 6020**	**08/15-08/20/08**	**KTTHR1AU**
		Dilution Factor: 1		Analysis Time..: 13:44	Analyst ID.....: 002260	
		Instrument ID..: I8		MDL.....: 0.0061		
Cobalt	**1.1 J**	**1.0**	**ug/L**	**SW846 6020**	**08/15-08/20/08**	**KTTHR1AV**
		Dilution Factor: 1		Analysis Time..: 13:44	Analyst ID.....: 002260	
		Instrument ID..: I8		MDL.....: 0.0041		
Chromium	**3.8 J**	**2.0**	**ug/L**	**SW846 6020**	**08/15-08/20/08**	**KTTHR1A9**
		Dilution Factor: 1		Analysis Time..: 13:44	Analyst ID.....: 002260	
		Instrument ID..: I8		MDL.....: 0.069		
Copper	**9.7 J**	**2.0**	**ug/L**	**SW846 6020**	**08/15-08/20/08**	**KTTHR1AW**
		Dilution Factor: 1		Analysis Time..: 13:44	Analyst ID.....: 002260	
		Instrument ID..: I8		MDL.....: 0.051		
Iron	**8430 J**	**50.0**	**ug/L**	**SW846 6020**	**08/15-08/20/08**	**KTTHR1AX**
		Dilution Factor: 1		Analysis Time..: 13:44	Analyst ID.....: 002260	
		Instrument ID..: I8		MDL.....: 1.1		
Manganese	**119 J**	**1.0**	**ug/L**	**SW846 6020**	**08/15-08/21/08**	**KTTHR1A1**
		Dilution Factor: 1		Analysis Time..: 15:46	Analyst ID.....: 002260	
		Instrument ID..: I8		MDL.....: 0.027		

(Continued on next page)

Tetra Tech NUS, Inc

Client Sample ID: MSA-MW26D-080708

TOTAL Metals

Lot-Sample #...: A8H080117-004 Matrix.....: WG

PARAMETER	RESULT	REPORTING LIMIT	UNITS	METHOD	PREPARATION-ANALYSIS DATE	WORK ORDER #
Molybdenum	**0.41 B**	**2.0**	**ug/L**	**SW846 6020**	**08/15-08/20/08**	**KTTHR1A2**
		Dilution Factor: 1		Analysis Time..: 13:44	Analyst ID.....: 002260	
		Instrument ID..: I8		MDL.....: 0.12		
Nickel	**2.4 J**	**2.0**	**ug/L**	**SW846 6020**	**08/15-08/20/08**	**KTTHR1A3**
		Dilution Factor: 1		Analysis Time..: 13:44	Analyst ID.....: 002260	
		Instrument ID..: I8		MDL.....: 0.053		
Lead	**1.8 J**	**1.0**	**ug/L**	**SW846 6020**	**08/15-08/20/08**	**KTTHR1A0**
		Dilution Factor: 1		Analysis Time..: 13:44	Analyst ID.....: 002260	
		Instrument ID..: I8		MDL.....: 0.018		
Antimony	**0.10 B**	**2.0**	**ug/L**	**SW846 6020**	**08/15-08/20/08**	**KTTHR1AP**
		Dilution Factor: 1		Analysis Time..: 13:44	Analyst ID.....: 002260	
		Instrument ID..: I8		MDL.....: 0.035		
Selenium	**0.40 B**	**5.0**	**ug/L**	**SW846 6020**	**08/15-08/20/08**	**KTTHR1A4**
		Dilution Factor: 1		Analysis Time..: 13:44	Analyst ID.....: 002260	
		Instrument ID..: I8		MDL.....: 0.14		
Thallium	ND	1.0	ug/L	SW846 6020	08/15-08/20/08	KTTHR1A6
		Dilution Factor: 1		Analysis Time..: 13:44	Analyst ID.....: 002260	
		Instrument ID..: I8		MDL.....: 0.11		
Vanadium	**5.2 B,J**	**20.0**	**ug/L**	**SW846 6020**	**08/15-08/20/08**	**KTTHR1A7**
		Dilution Factor: 1		Analysis Time..: 13:44	Analyst ID.....: 002260	
		Instrument ID..: I8		MDL.....: 0.46		
Zinc	**13.5 B,J**	**20.0**	**ug/L**	**SW846 6020**	**08/15-08/20/08**	**KTTHR1A8**
		Dilution Factor: 1		Analysis Time..: 13:44	Analyst ID.....: 002260	
		Instrument ID..: I8		MDL.....: 0.20		
Mercury	ND	0.20	ug/L	SW846 7470A	08/15/08	KTTHR1AA
		Dilution Factor: 1		Analysis Time..: 17:18	Analyst ID.....: 001576	
		Instrument ID..: H1		MDL.....: 0.10		

NOTE(S):

B Estimated result. Result is less than RL.

J Method blank contamination. The associated method blank contains the target analyte at a reportable level.

Tetra Tech NUS, Inc

Client Sample ID: MSA-MW26I-080708

TOTAL Metals

Lot-Sample #...: A8H080117-006 Matrix.....: WG
Date Sampled...: 08/07/08 14:15 Date Received..: 08/08/08

PARAMETER	RESULT	REPORTING LIMIT	UNITS	METHOD	PREPARATION-ANALYSIS DATE	WORK ORDER #
Prep Batch #...: 8228024						
Silver	ND	1.0 Dilution Factor: 1 Instrument ID..: I8	ug/L	SW846 6020 Analysis Time..: 14:11 MDL.....: 0.0026	08/15-08/20/08 Analyst ID.....: 002260	KTTHV1A5
Arsenic	**3.5 B**	**5.0** Dilution Factor: 1 Instrument ID..: I8	**ug/L**	**SW846 6020** Analysis Time..: 14:11 MDL.....: 0.13	**08/15-08/20/08** Analyst ID.....: 002260	**KTTHV1AQ**
Barium	**138 J**	**1.0** Dilution Factor: 1 Instrument ID..: I8	**ug/L**	**SW846 6020** Analysis Time..: 14:11 MDL.....: 0.014	**08/15-08/20/08** Analyst ID.....: 002260	**KTTHV1AR**
Beryllium	**0.031 B**	**1.0** Dilution Factor: 1 Instrument ID..: I8	**ug/L**	**SW846 6020** Analysis Time..: 14:11 MDL.....: 0.012	**08/15-08/20/08** Analyst ID.....: 002260	**KTTHV1AT**
Cadmium	**0.012 B,J**	**1.0** Dilution Factor: 1 Instrument ID..: I8	**ug/L**	**SW846 6020** Analysis Time..: 14:11 MDL.....: 0.0061	**08/15-08/20/08** Analyst ID.....: 002260	**KTTHV1AU**
Cobalt	**45.3 J**	**1.0** Dilution Factor: 1 Instrument ID..: I8	**ug/L**	**SW846 6020** Analysis Time..: 14:11 MDL.....: 0.0041	**08/15-08/20/08** Analyst ID.....: 002260	**KTTHV1AV**
Chromium	**0.78 B,J**	**2.0** Dilution Factor: 1 Instrument ID..: I8	**ug/L**	**SW846 6020** Analysis Time..: 14:11 MDL.....: 0.069	**08/15-08/20/08** Analyst ID.....: 002260	**KTTHV1A9**
Copper	**1.5 B,J**	**2.0** Dilution Factor: 1 Instrument ID..: I8	**ug/L**	**SW846 6020** Analysis Time..: 14:11 MDL.....: 0.051	**08/15-08/20/08** Analyst ID.....: 002260	**KTTHV1AW**
Iron	**33400 J**	**50.0** Dilution Factor: 1 Instrument ID..: I8	**ug/L**	**SW846 6020** Analysis Time..: 14:11 MDL.....: 1.1	**08/15-08/20/08** Analyst ID.....: 002260	**KTTHV1AX**
Manganese	**1040 J**	**1.0** Dilution Factor: 1 Instrument ID..: I8	**ug/L**	**SW846 6020** Analysis Time..: 14:11 MDL.....: 0.027	**08/15-08/20/08** Analyst ID.....: 002260	**KTTHV1A1**

(Continued on next page)

Tetra Tech NUS, Inc

Client Sample ID: MSA-MW26I-080708

TOTAL Metals

Lot-Sample #...: A8H080117-006 Matrix.....: WG

PARAMETER	RESULT	REPORTING LIMIT	UNITS	METHOD	PREPARATION-ANALYSIS DATE	WORK ORDER #
Molybdenum	**0.24 B**	**2.0**	**ug/L**	**SW846 6020**	**08/15-08/20/08**	**KTTHV1A2**
		Dilution Factor: 1		Analysis Time..: 14:11	Analyst ID.....: 002260	
		Instrument ID..: I8		MDL.....: 0.12		
Nickel	**16.0 J**	**2.0**	**ug/L**	**SW846 6020**	**08/15-08/20/08**	**KTTHV1A3**
		Dilution Factor: 1		Analysis Time..: 14:11	Analyst ID.....: 002260	
		Instrument ID..: I8		MDL.....: 0.053		
Lead	**0.23 B,J**	**1.0**	**ug/L**	**SW846 6020**	**08/15-08/20/08**	**KTTHV1A0**
		Dilution Factor: 1		Analysis Time..: 14:11	Analyst ID.....: 002260	
		Instrument ID..: I8		MDL.....: 0.018		
Antimony	ND	2.0	ug/L	SW846 6020	08/15-08/20/08	KTTHV1AP
		Dilution Factor: 1		Analysis Time..: 14:11	Analyst ID.....: 002260	
		Instrument ID..: I8		MDL.....: 0.035		
Selenium	ND	5.0	ug/L	SW846 6020	08/15-08/20/08	KTTHV1A4
		Dilution Factor: 1		Analysis Time..: 14:11	Analyst ID.....: 002260	
		Instrument ID..: I8		MDL.....: 0.14		
Thallium	ND	1.0	ug/L	SW846 6020	08/15-08/20/08	KTTHV1A6
		Dilution Factor: 1		Analysis Time..: 14:11	Analyst ID.....: 002260	
		Instrument ID..: I8		MDL.....: 0.11		
Vanadium	**0.63 B,J**	**20.0**	**ug/L**	**SW846 6020**	**08/15-08/20/08**	**KTTHV1A7**
		Dilution Factor: 1		Analysis Time..: 14:11	Analyst ID.....: 002260	
		Instrument ID..: I8		MDL.....: 0.46		
Zinc	**3.8 B,J**	**20.0**	**ug/L**	**SW846 6020**	**08/15-08/20/08**	**KTTHV1A8**
		Dilution Factor: 1		Analysis Time..: 14:11	Analyst ID.....: 002260	
		Instrument ID..: I8		MDL.....: 0.20		
Mercury	ND	0.20	ug/L	SW846 7470A	08/15/08	KTTHV1AA
		Dilution Factor: 1		Analysis Time..: 17:20	Analyst ID.....: 001576	
		Instrument ID..: H1		MDL.....: 0.10		

NOTE(S):

B Estimated result. Result is less than RL.

J Method blank contamination. The associated method blank contains the target analyte at a reportable level.

Tetra Tech NUS, Inc

Client Sample ID: MSA-MW26S-080708

TOTAL Metals

Lot-Sample #...: A8H080117-002 Matrix.....: WG
Date Sampled...: 08/07/08 10:45 Date Received..: 08/08/08

PARAMETER	RESULT	REPORTING LIMIT	UNITS	METHOD	PREPARATION-ANALYSIS DATE	WORK ORDER #
Prep Batch #...: 8228024						
Silver	0.011 B	1.0	ug/L	SW846 6020	08/15-08/20/08	KTTHP1AT
		Dilution Factor: 1		Analysis Time..: 13:18	Analyst ID.....: 002260	
		Instrument ID..: I8		MDL.....: 0.0026		
Arsenic	4.0 B	5.0	ug/L	SW846 6020	08/15-08/20/08	KTTHP1AE
		Dilution Factor: 1		Analysis Time..: 13:18	Analyst ID.....: 002260	
		Instrument ID..: I8		MDL.....: 0.13		
Barium	1610 J	1.0	ug/L	SW846 6020	08/15-08/20/08	KTTHP1AF
		Dilution Factor: 1		Analysis Time..: 13:18	Analyst ID.....: 002260	
		Instrument ID..: I8		MDL.....: 0.014		
Beryllium	0.029 B	1.0	ug/L	SW846 6020	08/15-08/20/08	KTTHP1AG
		Dilution Factor: 1		Analysis Time..: 13:18	Analyst ID.....: 002260	
		Instrument ID..: I8		MDL.....: 0.012		
Cadmium	0.030 B,J	1.0	ug/L	SW846 6020	08/15-08/20/08	KTTHP1AH
		Dilution Factor: 1		Analysis Time..: 13:18	Analyst ID.....: 002260	
		Instrument ID..: I8		MDL.....: 0.0061		
Cobalt	0.86 B,J	1.0	ug/L	SW846 6020	08/15-08/20/08	KTTHP1AJ
		Dilution Factor: 1		Analysis Time..: 13:18	Analyst ID.....: 002260	
		Instrument ID..: I8		MDL.....: 0.0041		
Chromium	3.1 J	2.0	ug/L	SW846 6020	08/15-08/20/08	KTTHP1AX
		Dilution Factor: 1		Analysis Time..: 13:18	Analyst ID.....: 002260	
		Instrument ID..: I8		MDL.....: 0.069		
Copper	4.5 J	2.0	ug/L	SW846 6020	08/15-08/20/08	KTTHP1AK
		Dilution Factor: 1		Analysis Time..: 13:18	Analyst ID.....: 002260	
		Instrument ID..: I8		MDL.....: 0.051		
Iron	31800 J	50.0	ug/L	SW846 6020	08/15-08/20/08	KTTHP1AL
		Dilution Factor: 1		Analysis Time..: 13:18	Analyst ID.....: 002260	
		Instrument ID..: I8		MDL.....: 1.1		
Manganese	788 J	1.0	ug/L	SW846 6020	08/15-08/21/08	KTTHP1AN
		Dilution Factor: 1		Analysis Time..: 15:09	Analyst ID.....: 002260	
		Instrument ID..: I8		MDL.....: 0.027		

(Continued on next page)

Tetra Tech NUS, Inc

Client Sample ID: MSA-MW26S-080708

TOTAL Metals

Lot-Sample #...: A8H080117-002 Matrix.....: WG

PARAMETER	RESULT	REPORTING LIMIT	UNITS	METHOD	PREPARATION-ANALYSIS DATE	WORK ORDER #
Molybdenum	**0.65 B**	**2.0**	**ug/L**	**SW846 6020**	**08/15-08/20/08**	**KTTHP1AP**
		Dilution Factor: 1		Analysis Time..: 13:18	Analyst ID.....: 002260	
		Instrument ID..: I8		MDL.....: 0.12		
Nickel	**1.4 B,J**	**2.0**	**ug/L**	**SW846 6020**	**08/15-08/20/08**	**KTTHP1AQ**
		Dilution Factor: 1		Analysis Time..: 13:18	Analyst ID.....: 002260	
		Instrument ID..: I8		MDL.....: 0.053		
Lead	**0.72 B,J**	**1.0**	**ug/L**	**SW846 6020**	**08/15-08/20/08**	**KTTHP1AM**
		Dilution Factor: 1		Analysis Time..: 13:18	Analyst ID.....: 002260	
		Instrument ID..: I8		MDL.....: 0.018		
Antimony	**0.24 B**	**2.0**	**ug/L**	**SW846 6020**	**08/15-08/20/08**	**KTTHP1AD**
		Dilution Factor: 1		Analysis Time..: 13:18	Analyst ID.....: 002260	
		Instrument ID..: I8		MDL.....: 0.035		
Selenium	**0.54 B**	**5.0**	**ug/L**	**SW846 6020**	**08/15-08/20/08**	**KTTHP1AR**
		Dilution Factor: 1		Analysis Time..: 13:18	Analyst ID.....: 002260	
		Instrument ID..: I8		MDL.....: 0.14		
Thallium	**0.15 B**	**1.0**	**ug/L**	**SW846 6020**	**08/15-08/20/08**	**KTTHP1AU**
		Dilution Factor: 1		Analysis Time..: 13:18	Analyst ID.....: 002260	
		Instrument ID..: I8		MDL.....: 0.11		
Vanadium	**3.3 B,J**	**20.0**	**ug/L**	**SW846 6020**	**08/15-08/20/08**	**KTTHP1AV**
		Dilution Factor: 1		Analysis Time..: 13:18	Analyst ID.....: 002260	
		Instrument ID..: I8		MDL.....: 0.46		
Zinc	**11.3 B,J**	**20.0**	**ug/L**	**SW846 6020**	**08/15-08/20/08**	**KTTHP1AW**
		Dilution Factor: 1		Analysis Time..: 13:18	Analyst ID.....: 002260	
		Instrument ID..: I8		MDL.....: 0.20		
Mercury	ND	0.20	ug/L	SW846 7470A	08/15/08	KTTHP1A0
		Dilution Factor: 1		Analysis Time..: 17:10	Analyst ID.....: 001576	
		Instrument ID..: H1		MDL.....: 0.10		

NOTE(S):

B Estimated result. Result is less than RL.

J Method blank contamination. The associated method blank contains the target analyte at a reportable level.

Tetra Tech NUS, Inc

Client Sample ID: DMW-10S-080808

DISSOLVED Metals

Lot-Sample #...: A8H090106-006 **Matrix.....:** WG
Date Sampled...: 08/08/08 14:00 **Date Received..:** 08/09/08

PARAMETER	RESULT	REPORTING LIMIT	UNITS	METHOD	PREPARATION-ANALYSIS DATE	WORK ORDER #
Prep Batch #...: 8228019						
Silver	ND	1.0	ug/L	SW846 6020	08/15-08/19/08	KTWRD1CF
		Dilution Factor: 1		Analysis Time..: 19:04	Analyst ID.....: 002260	
		Instrument ID..: I8		MDL.....: 0.0026		
Arsenic	**16.7**	**5.0**	**ug/L**	**SW846 6020**	**08/15-08/19/08**	**KTWRD1AD**
		Dilution Factor: 1		Analysis Time..: 19:04	Analyst ID.....: 002260	
		Instrument ID..: I8		MDL.....: 0.13		
Barium	**21.2 J**	**1.0**	**ug/L**	**SW846 6020**	**08/15-08/19/08**	**KTWRD1AE**
		Dilution Factor: 1		Analysis Time..: 19:04	Analyst ID.....: 002260	
		Instrument ID..: I8		MDL.....: 0.014		
Beryllium	ND	1.0	ug/L	SW846 6020	08/15-08/19/08	KTWRD1AF
		Dilution Factor: 1		Analysis Time..: 19:04	Analyst ID.....: 002260	
		Instrument ID..: I8		MDL.....: 0.012		
Cadmium	ND	1.0	ug/L	SW846 6020	08/15-08/19/08	KTWRD1AG
		Dilution Factor: 1		Analysis Time..: 19:04	Analyst ID.....: 002260	
		Instrument ID..: I8		MDL.....: 0.0061		
Cobalt	**5.5 J**	**1.0**	**ug/L**	**SW846 6020**	**08/15-08/19/08**	**KTWRD1AH**
		Dilution Factor: 1		Analysis Time..: 19:04	Analyst ID.....: 002260	
		Instrument ID..: I8		MDL.....: 0.0041		
Chromium	**0.77 B,J**	**2.0**	**ug/L**	**SW846 6020**	**08/15-08/19/08**	**KTWRD1CK**
		Dilution Factor: 1		Analysis Time..: 19:04	Analyst ID.....: 002260	
		Instrument ID..: I8		MDL.....: 0.069		
Copper	ND	2.0	ug/L	SW846 6020	08/15-08/19/08	KTWRD1AJ
		Dilution Factor: 1		Analysis Time..: 19:04	Analyst ID.....: 002260	
		Instrument ID..: I8		MDL.....: 0.051		
Iron	**69200 J**	**50.0**	**ug/L**	**SW846 6020**	**08/15-08/19/08**	**KTWRD1AK**
		Dilution Factor: 1		Analysis Time..: 19:04	Analyst ID.....: 002260	
		Instrument ID..: I8		MDL.....: 1.1		
Manganese	**1590 J**	**1.0**	**ug/L**	**SW846 6020**	**08/15-08/19/08**	**KTWRD1CA**
		Dilution Factor: 1		Analysis Time..: 19:04	Analyst ID.....: 002260	
		Instrument ID..: I8		MDL.....: 0.027		

(Continued on next page)

Tetra Tech NUS, Inc

Client Sample ID: DMW-10S-080808

DISSOLVED Metals

Lot-Sample #...: A8H090106-006 Matrix.....: WG

PARAMETER	RESULT	REPORTING LIMIT	UNITS	METHOD	PREPARATION-ANALYSIS DATE	WORK ORDER #
Molybdenum	**0.66 B**	**2.0**	**ug/L**	**SW846 6020**	**08/15-08/19/08**	**KTWRD1CC**
		Dilution Factor: 1		Analysis Time..: 19:04	Analyst ID.....: 002260	
		Instrument ID..: I8		MDL.....: 0.12		
Nickel	**2.0 J**	**2.0**	**ug/L**	**SW846 6020**	**08/15-08/19/08**	**KTWRD1CD**
		Dilution Factor: 1		Analysis Time..: 19:04	Analyst ID.....: 002260	
		Instrument ID..: I8		MDL.....: 0.053		
Lead	**0.068 B,J**	**1.0**	**ug/L**	**SW846 6020**	**08/15-08/19/08**	**KTWRD1AL**
		Dilution Factor: 1		Analysis Time..: 19:04	Analyst ID.....: 002260	
		Instrument ID..: I8		MDL.....: 0.018		
Antimony	ND	2.0	ug/L	SW846 6020	08/15-08/19/08	KTWRD1AC
		Dilution Factor: 1		Analysis Time..: 19:04	Analyst ID.....: 002260	
		Instrument ID..: I8		MDL.....: 0.035		
Selenium	**0.42 B**	**5.0**	**ug/L**	**SW846 6020**	**08/15-08/19/08**	**KTWRD1CE**
		Dilution Factor: 1		Analysis Time..: 19:04	Analyst ID.....: 002260	
		Instrument ID..: I8		MDL.....: 0.14		
Thallium	ND	1.0	ug/L	SW846 6020	08/15-08/19/08	KTWRD1CG
		Dilution Factor: 1		Analysis Time..: 19:04	Analyst ID.....: 002260	
		Instrument ID..: I8		MDL.....: 0.11		
Vanadium	ND	20.0	ug/L	SW846 6020	08/15-08/19/08	KTWRD1CH
		Dilution Factor: 1		Analysis Time..: 19:04	Analyst ID.....: 002260	
		Instrument ID..: I8		MDL.....: 0.46		
Zinc	**11.4 B,J**	**20.0**	**ug/L**	**SW846 6020**	**08/15-08/19/08**	**KTWRD1CJ**
		Dilution Factor: 1		Analysis Time..: 19:04	Analyst ID.....: 002260	
		Instrument ID..: I8		MDL.....: 0.20		
Mercury	ND	0.20	ug/L	SW846 7470A	08/15/08	KTWRD1CL
		Dilution Factor: 1		Analysis Time..: 17:44	Analyst ID.....: 001576	
		Instrument ID..: H1		MDL.....: 0.10		

NOTE(S):

J Method blank contamination. The associated method blank contains the target analyte at a reportable level.

B Estimated result. Result is less than RL.

Tetra Tech NUS, Inc

Client Sample ID: DMW-21D-080808

DISSOLVED Metals

Lot-Sample #...: A8H090106-004 Matrix.....: WG
Date Sampled...: 08/08/08 12:05 Date Received..: 08/09/08

PARAMETER	RESULT	REPORTING LIMIT	UNITS	METHOD	PREPARATION-ANALYSIS DATE	WORK ORDER #
Prep Batch #...: 8228019						
Silver	0.0050 B,J	1.0	ug/L	SW846 6020	08/15-08/19/08	KTWRA1CF
		Dilution Factor: 1		Analysis Time..: 18:33	Analyst ID.....: 002260	
		Instrument ID..: I8		MDL.....: 0.0026		
Arsenic	2.7 B	5.0	ug/L	SW846 6020	08/15-08/19/08	KTWRA1AD
		Dilution Factor: 1		Analysis Time..: 18:33	Analyst ID.....: 002260	
		Instrument ID..: I8		MDL.....: 0.13		
Barium	33.6 J	1.0	ug/L	SW846 6020	08/15-08/19/08	KTWRA1AE
		Dilution Factor: 1		Analysis Time..: 18:33	Analyst ID.....: 002260	
		Instrument ID..: I8		MDL.....: 0.014		
Beryllium	0.43 B	1.0	ug/L	SW846 6020	08/15-08/19/08	KTWRA1AF
		Dilution Factor: 1		Analysis Time..: 18:33	Analyst ID.....: 002260	
		Instrument ID..: I8		MDL.....: 0.012		
Cadmium	0.022 B,J	1.0	ug/L	SW846 6020	08/15-08/19/08	KTWRA1AG
		Dilution Factor: 1		Analysis Time..: 18:33	Analyst ID.....: 002260	
		Instrument ID..: I8		MDL.....: 0.0061		
Cobalt	12.7 J	1.0	ug/L	SW846 6020	08/15-08/19/08	KTWRA1AH
		Dilution Factor: 1		Analysis Time..: 18:33	Analyst ID.....: 002260	
		Instrument ID..: I8		MDL.....: 0.0041		
Chromium	0.42 B,J	2.0	ug/L	SW846 6020	08/15-08/19/08	KTWRA1CK
		Dilution Factor: 1		Analysis Time..: 18:33	Analyst ID.....: 002260	
		Instrument ID..: I8		MDL.....: 0.069		
Copper	ND	2.0	ug/L	SW846 6020	08/15-08/19/08	KTWRA1AJ
		Dilution Factor: 1		Analysis Time..: 18:33	Analyst ID.....: 002260	
		Instrument ID..: I8		MDL.....: 0.051		
Iron	10300 J	50.0	ug/L	SW846 6020	08/15-08/19/08	KTWRA1AK
		Dilution Factor: 1		Analysis Time..: 18:33	Analyst ID.....: 002260	
		Instrument ID..: I8		MDL.....: 1.1		
Manganese	171 J	1.0	ug/L	SW846 6020	08/15-08/19/08	KTWRA1CA
		Dilution Factor: 1		Analysis Time..: 18:33	Analyst ID.....: 002260	
		Instrument ID..: I8		MDL.....: 0.027		

(Continued on next page)

Tetra Tech NUS, Inc

Client Sample ID: DMW-21D-080808

DISSOLVED Metals

Lot-Sample #...: A8H090106-004 **Matrix.....:** WG

PARAMETER	RESULT	REPORTING LIMIT	UNITS	METHOD	PREPARATION-ANALYSIS DATE	WORK ORDER #
Molybdenum	ND	2.0	ug/L	SW846 6020	08/15-08/19/08	KTWRA1CC
		Dilution Factor: 1		Analysis Time..: 18:33	Analyst ID.....: 002260	
		Instrument ID..: I8		MDL.....: 0.12		
Nickel	**13.6 J**	**2.0**	**ug/L**	**SW846 6020**	**08/15-08/19/08**	**KTWRA1CD**
		Dilution Factor: 1		Analysis Time..: 18:33	Analyst ID.....: 002260	
		Instrument ID..: I8		MDL.....: 0.053		
Lead	**0.024 B,J**	**1.0**	**ug/L**	**SW846 6020**	**08/15-08/19/08**	**KTWRA1AL**
		Dilution Factor: 1		Analysis Time..: 18:33	Analyst ID.....: 002260	
		Instrument ID..: I8		MDL.....: 0.018		
Antimony	ND	2.0	ug/L	SW846 6020	08/15-08/19/08	KTWRA1AC
		Dilution Factor: 1		Analysis Time..: 18:33	Analyst ID.....: 002260	
		Instrument ID..: I8		MDL.....: 0.035		
Selenium	ND	5.0	ug/L	SW846 6020	08/15-08/19/08	KTWRA1CE
		Dilution Factor: 1		Analysis Time..: 18:33	Analyst ID.....: 002260	
		Instrument ID..: I8		MDL.....: 0.14		
Thallium	ND	1.0	ug/L	SW846 6020	08/15-08/19/08	KTWRA1CG
		Dilution Factor: 1		Analysis Time..: 18:33	Analyst ID.....: 002260	
		Instrument ID..: I8		MDL.....: 0.11		
Vanadium	**0.50 B,J**	**20.0**	**ug/L**	**SW846 6020**	**08/15-08/19/08**	**KTWRA1CH**
		Dilution Factor: 1		Analysis Time..: 18:33	Analyst ID.....: 002260	
		Instrument ID..: I8		MDL.....: 0.46		
Zinc	**11.7 B,J**	**20.0**	**ug/L**	**SW846 6020**	**08/15-08/19/08**	**KTWRA1CJ**
		Dilution Factor: 1		Analysis Time..: 18:33	Analyst ID.....: 002260	
		Instrument ID..: I8		MDL.....: 0.20		
Mercury	ND	0.20	ug/L	SW846 7470A	08/15/08	KTWRA1CL
		Dilution Factor: 1		Analysis Time..: 17:39	Analyst ID.....: 001576	
		Instrument ID..: H1		MDL.....: 0.10		

NOTE(S):

B Estimated result. Result is less than RL.

J Method blank contamination. The associated method blank contains the target analyte at a reportable level.

Tetra Tech NUS, Inc

Client Sample ID: DMW-21I-080808

DISSOLVED Metals

Lot-Sample #...: A8H090106-002 **Matrix.....:** WG
Date Sampled...: 08/08/08 10:15 **Date Received..:** 08/09/08

PARAMETER	RESULT	REPORTING LIMIT	UNITS	METHOD	PREPARATION-ANALYSIS DATE	WORK ORDER #
Prep Batch #...: 8228019						
Silver	**0.0070 B,J**	**1.0**	**ug/L**	**SW846 6020**	**08/15-08/19/08**	**KTWQ81CF**
		Dilution Factor: 1		Analysis Time..: 18:07	Analyst ID.....: 002260	
		Instrument ID..: I8		MDL.....: 0.0026		
Arsenic	**7.8**	**5.0**	**ug/L**	**SW846 6020**	**08/15-08/19/08**	**KTWQ81A2**
		Dilution Factor: 1		Analysis Time..: 18:07	Analyst ID.....: 002260	
		Instrument ID..: I8		MDL.....: 0.13		
Barium	**28.4 J**	**1.0**	**ug/L**	**SW846 6020**	**08/15-08/19/08**	**KTWQ81A3**
		Dilution Factor: 1		Analysis Time..: 18:07	Analyst ID.....: 002260	
		Instrument ID..: I8		MDL.....: 0.014		
Beryllium	ND	1.0	ug/L	SW846 6020	08/15-08/19/08	KTWQ81A4
		Dilution Factor: 1		Analysis Time..: 18:07	Analyst ID.....: 002260	
		Instrument ID..: I8		MDL.....: 0.012		
Cadmium	**0.0070 B,J**	**1.0**	**ug/L**	**SW846 6020**	**08/15-08/19/08**	**KTWQ81A5**
		Dilution Factor: 1		Analysis Time..: 18:07	Analyst ID.....: 002260	
		Instrument ID..: I8		MDL.....: 0.0061		
Cobalt	**3.3 J**	**1.0**	**ug/L**	**SW846 6020**	**08/15-08/19/08**	**KTWQ81A6**
		Dilution Factor: 1		Analysis Time..: 18:07	Analyst ID.....: 002260	
		Instrument ID..: I8		MDL.....: 0.0041		
Chromium	**0.94 B,J**	**2.0**	**ug/L**	**SW846 6020**	**08/15-08/19/08**	**KTWQ81CK**
		Dilution Factor: 1		Analysis Time..: 18:07	Analyst ID.....: 002260	
		Instrument ID..: I8		MDL.....: 0.069		
Copper	ND	2.0	ug/L	SW846 6020	08/15-08/19/08	KTWQ81A7
		Dilution Factor: 1		Analysis Time..: 18:07	Analyst ID.....: 002260	
		Instrument ID..: I8		MDL.....: 0.051		
Iron	**55000 J**	**50.0**	**ug/L**	**SW846 6020**	**08/15-08/19/08**	**KTWQ81A8**
		Dilution Factor: 1		Analysis Time..: 18:07	Analyst ID.....: 002260	
		Instrument ID..: I8		MDL.....: 1.1		
Manganese	**1350 J**	**1.0**	**ug/L**	**SW846 6020**	**08/15-08/19/08**	**KTWQ81CA**
		Dilution Factor: 1		Analysis Time..: 18:07	Analyst ID.....: 002260	
		Instrument ID..: I8		MDL.....: 0.027		

(Continued on next page)

Tetra Tech NUS, Inc

Client Sample ID: DMW-21I-080808

DISSOLVED Metals

Lot-Sample #...: A8H090106-002 Matrix.....: WG

PARAMETER	RESULT	REPORTING LIMIT	UNITS	METHOD	PREPARATION-ANALYSIS DATE	WORK ORDER #
Molybdenum	**0.23 B**	**2.0**	**ug/L**	**SW846 6020**	**08/15-08/19/08**	**KTWQ81CC**
		Dilution Factor: 1		Analysis Time..: 18:07	Analyst ID.....: 002260	
		Instrument ID..: I8		MDL.....: 0.12		
Nickel	**0.97 B,J**	**2.0**	**ug/L**	**SW846 6020**	**08/15-08/19/08**	**KTWQ81CD**
		Dilution Factor: 1		Analysis Time..: 18:07	Analyst ID.....: 002260	
		Instrument ID..: I8		MDL.....: 0.053		
Lead	**0.047 B,J**	**1.0**	**ug/L**	**SW846 6020**	**08/15-08/19/08**	**KTWQ81A9**
		Dilution Factor: 1		Analysis Time..: 18:07	Analyst ID.....: 002260	
		Instrument ID..: I8		MDL.....: 0.018		
Antimony	ND	2.0	ug/L	SW846 6020	08/15-08/19/08	KTWQ81A1
		Dilution Factor: 1		Analysis Time..: 18:07	Analyst ID.....: 002260	
		Instrument ID..: I8		MDL.....: 0.035		
Selenium	**0.42 B**	**5.0**	**ug/L**	**SW846 6020**	**08/15-08/19/08**	**KTWQ81CE**
		Dilution Factor: 1		Analysis Time..: 18:07	Analyst ID.....: 002260	
		Instrument ID..: I8		MDL.....: 0.14		
Thallium	ND	1.0	ug/L	SW846 6020	08/15-08/19/08	KTWQ81CG
		Dilution Factor: 1		Analysis Time..: 18:07	Analyst ID.....: 002260	
		Instrument ID..: I8		MDL.....: 0.11		
Vanadium	ND	20.0	ug/L	SW846 6020	08/15-08/19/08	KTWQ81CH
		Dilution Factor: 1		Analysis Time..: 18:07	Analyst ID.....: 002260	
		Instrument ID..: I8		MDL.....: 0.46		
Zinc	**4.8 B,J**	**20.0**	**ug/L**	**SW846 6020**	**08/15-08/19/08**	**KTWQ81CJ**
		Dilution Factor: 1		Analysis Time..: 18:07	Analyst ID.....: 002260	
		Instrument ID..: I8		MDL.....: 0.20		
Mercury	ND	0.20	ug/L	SW846 7470A	08/15/08	KTWQ81CL
		Dilution Factor: 1		Analysis Time..: 17:34	Analyst ID.....: 001576	
		Instrument ID..: H1		MDL.....: 0.10		

NOTE(S):

B Estimated result. Result is less than RL.

J Method blank contamination. The associated method blank contains the target analyte at a reportable level.

Tetra Tech NUS, Inc

Client Sample ID: DMW-27DEEP-080808

DISSOLVED Metals

Lot-Sample #...: A8H090106-005
Date Sampled...: 08/08/08 12:21 Date Received..: 08/09/08
Matrix.....: WG

PARAMETER	RESULT	REPORTING LIMIT	UNITS	METHOD	PREPARATION-ANALYSIS DATE	WORK ORDER #
Prep Batch #...: 8228019						
Silver	0.012 B,J	1.0	ug/L	SW846 6020	08/15-08/19/08	KTWRC1CF
		Dilution Factor: 1		Analysis Time..: 18:42	Analyst ID.....: 002260	
		Instrument ID..: I8		MDL.....: 0.0026		
Arsenic	2.8 B	5.0	ug/L	SW846 6020	08/15-08/19/08	KTWRC1AP
		Dilution Factor: 1		Analysis Time..: 18:42	Analyst ID.....: 002260	
		Instrument ID..: I8		MDL.....: 0.13		
Barium	44.0 J	1.0	ug/L	SW846 6020	08/15-08/19/08	KTWRC1AQ
		Dilution Factor: 1		Analysis Time..: 18:42	Analyst ID.....: 002260	
		Instrument ID..: I8		MDL.....: 0.014		
Beryllium	0.44 B	1.0	ug/L	SW846 6020	08/15-08/19/08	KTWRC1AR
		Dilution Factor: 1		Analysis Time..: 18:42	Analyst ID.....: 002260	
		Instrument ID..: I8		MDL.....: 0.012		
Cadmium	0.027 B,J	1.0	ug/L	SW846 6020	08/15-08/19/08	KTWRC1AT
		Dilution Factor: 1		Analysis Time..: 18:42	Analyst ID.....: 002260	
		Instrument ID..: I8		MDL.....: 0.0061		
Cobalt	0.75 B,J	1.0	ug/L	SW846 6020	08/15-08/19/08	KTWRC1AU
		Dilution Factor: 1		Analysis Time..: 18:42	Analyst ID.....: 002260	
		Instrument ID..: I8		MDL.....: 0.0041		
Chromium	3.1 J	2.0	ug/L	SW846 6020	08/15-08/19/08	KTWRC1CK
		Dilution Factor: 1		Analysis Time..: 18:42	Analyst ID.....: 002260	
		Instrument ID..: I8		MDL.....: 0.069		
Copper	2.2 J	2.0	ug/L	SW846 6020	08/15-08/19/08	KTWRC1AV
		Dilution Factor: 1		Analysis Time..: 18:42	Analyst ID.....: 002260	
		Instrument ID..: I8		MDL.....: 0.051		
Iron	4120 J	50.0	ug/L	SW846 6020	08/15-08/19/08	KTWRC1AW
		Dilution Factor: 1		Analysis Time..: 18:42	Analyst ID.....: 002260	
		Instrument ID..: I8		MDL.....: 1.1		
Manganese	107 J	1.0	ug/L	SW846 6020	08/15-08/19/08	KTWRC1CA
		Dilution Factor: 1		Analysis Time..: 18:42	Analyst ID.....: 002260	
		Instrument ID..: I8		MDL.....: 0.027		

(Continued on next page)

Tetra Tech NUS, Inc

Client Sample ID: DMW-27DEEP-080808

DISSOLVED Metals

Lot-Sample #...: A8H090106-005 Matrix.....: WG

PARAMETER	RESULT	REPORTING LIMIT	UNITS	METHOD	PREPARATION-ANALYSIS DATE	WORK ORDER #
Molybdenum	8.5	2.0	ug/L	SW846 6020	08/15-08/19/08	KTWRC1CC
		Dilution Factor: 1		Analysis Time..: 18:42	Analyst ID.....: 002260	
		Instrument ID..: I8		MDL.....: 0.12		
Nickel	2.8 J	2.0	ug/L	SW846 6020	08/15-08/19/08	KTWRC1CD
		Dilution Factor: 1		Analysis Time..: 18:42	Analyst ID.....: 002260	
		Instrument ID..: I8		MDL.....: 0.053		
Lead	4.6 J	1.0	ug/L	SW846 6020	08/15-08/19/08	KTWRC1AX
		Dilution Factor: 1		Analysis Time..: 18:42	Analyst ID.....: 002260	
		Instrument ID..: I8		MDL.....: 0.018		
Antimony	0.089 B	2.0	ug/L	SW846 6020	08/15-08/19/08	KTWRC1AN
		Dilution Factor: 1		Analysis Time..: 18:42	Analyst ID.....: 002260	
		Instrument ID..: I8		MDL.....: 0.035		
Selenium	0.32 B	5.0	ug/L	SW846 6020	08/15-08/19/08	KTWRC1CE
		Dilution Factor: 1		Analysis Time..: 18:42	Analyst ID.....: 002260	
		Instrument ID..: I8		MDL.....: 0.14		
Thallium	ND	1.0	ug/L	SW846 6020	08/15-08/19/08	KTWRC1CG
		Dilution Factor: 1		Analysis Time..: 18:42	Analyst ID.....: 002260	
		Instrument ID..: I8		MDL.....: 0.11		
Vanadium	3.2 B,J	20.0	ug/L	SW846 6020	08/15-08/19/08	KTWRC1CH
		Dilution Factor: 1		Analysis Time..: 18:42	Analyst ID.....: 002260	
		Instrument ID..: I8		MDL.....: 0.46		
Zinc	18.1 B,J	20.0	ug/L	SW846 6020	08/15-08/19/08	KTWRC1CJ
		Dilution Factor: 1		Analysis Time..: 18:42	Analyst ID.....: 002260	
		Instrument ID..: I8		MDL.....: 0.20		
Mercury	ND	0.20	ug/L	SW846 7470A	08/15/08	KTWRC1CL
		Dilution Factor: 1		Analysis Time..: 17:42	Analyst ID.....: 001576	
		Instrument ID..: H1		MDL.....: 0.10		

NOTE(S):

B Estimated result. Result is less than RL.

J Method blank contamination. The associated method blank contains the target analyte at a reportable level.

Tetra Tech NUS, Inc

Client Sample ID: DMW-28I-080808

DISSOLVED Metals

Lot-Sample #...: A8H090106-003 **Matrix.....:** WG
Date Sampled...: 08/08/08 10:36 **Date Received..:** 08/09/08

PARAMETER	RESULT	REPORTING LIMIT	UNITS	METHOD	PREPARATION-ANALYSIS DATE	WORK ORDER #
Prep Batch #...: 8228019						
Silver	ND	1.0	ug/L	SW846 6020	08/15-08/19/08	KTWQ91CF
		Dilution Factor: 1		Analysis Time..: 18:25	Analyst ID.....: 002260	
		Instrument ID..: I8		MDL.....: 0.0026		
Arsenic	**7.4**	**5.0**	**ug/L**	**SW846 6020**	**08/15-08/19/08**	**KTWQ91AD**
		Dilution Factor: 1		Analysis Time..: 18:25	Analyst ID.....: 002260	
		Instrument ID..: I8		MDL.....: 0.13		
Barium	**116 J**	**1.0**	**ug/L**	**SW846 6020**	**08/15-08/19/08**	**KTWQ91AE**
		Dilution Factor: 1		Analysis Time..: 18:25	Analyst ID.....: 002260	
		Instrument ID..: I8		MDL.....: 0.014		
Beryllium	**0.12 B**	**1.0**	**ug/L**	**SW846 6020**	**08/15-08/19/08**	**KTWQ91AF**
		Dilution Factor: 1		Analysis Time..: 18:25	Analyst ID.....: 002260	
		Instrument ID..: I8		MDL.....: 0.012		
Cadmium	**0.012 B,J**	**1.0**	**ug/L**	**SW846 6020**	**08/15-08/19/08**	**KTWQ91AG**
		Dilution Factor: 1		Analysis Time..: 18:25	Analyst ID.....: 002260	
		Instrument ID..: I8		MDL.....: 0.0061		
Cobalt	**46.2 J**	**1.0**	**ug/L**	**SW846 6020**	**08/15-08/19/08**	**KTWQ91AH**
		Dilution Factor: 1		Analysis Time..: 18:25	Analyst ID.....: 002260	
		Instrument ID..: I8		MDL.....: 0.0041		
Chromium	**1.8 B,J**	**2.0**	**ug/L**	**SW846 6020**	**08/15-08/19/08**	**KTWQ91CK**
		Dilution Factor: 1		Analysis Time..: 18:25	Analyst ID.....: 002260	
		Instrument ID..: I8		MDL.....: 0.069		
Copper	ND	2.0	ug/L	SW846 6020	08/15-08/19/08	KTWQ91AJ
		Dilution Factor: 1		Analysis Time..: 18:25	Analyst ID.....: 002260	
		Instrument ID..: I8		MDL.....: 0.051		
Iron	**40400 J**	**50.0**	**ug/L**	**SW846 6020**	**08/15-08/19/08**	**KTWQ91AK**
		Dilution Factor: 1		Analysis Time..: 18:25	Analyst ID.....: 002260	
		Instrument ID..: I8		MDL.....: 1.1		
Manganese	**572 J**	**1.0**	**ug/L**	**SW846 6020**	**08/15-08/19/08**	**KTWQ91CA**
		Dilution Factor: 1		Analysis Time..: 18:25	Analyst ID.....: 002260	
		Instrument ID..: I8		MDL.....: 0.027		

(Continued on next page)

Tetra Tech NUS, Inc

Client Sample ID: DMW-28I-080808

DISSOLVED Metals

Lot-Sample #...: A8H090106-003 Matrix.....: WG

PARAMETER	RESULT	REPORTING LIMIT	UNITS	METHOD	PREPARATION-ANALYSIS DATE	WORK ORDER #
Molybdenum	**2.4**	**2.0**	**ug/L**	**SW846 6020**	**08/15-08/19/08**	**KTWQ91CC**
		Dilution Factor: 1		Analysis Time..: 18:25	Analyst ID.....: 002260	
		Instrument ID..: I8		MDL.....: 0.12		
Nickel	**39.6 J**	**2.0**	**ug/L**	**SW846 6020**	**08/15-08/19/08**	**KTWQ91CD**
		Dilution Factor: 1		Analysis Time..: 18:25	Analyst ID.....: 002260	
		Instrument ID..: I8		MDL.....: 0.053		
Lead	**0.028 B,J**	**1.0**	**ug/L**	**SW846 6020**	**08/15-08/19/08**	**KTWQ91AL**
		Dilution Factor: 1		Analysis Time..: 18:25	Analyst ID.....: 002260	
		Instrument ID..: I8		MDL.....: 0.018		
Antimony	**0.093 B**	**2.0**	**ug/L**	**SW846 6020**	**08/15-08/19/08**	**KTWQ91AC**
		Dilution Factor: 1		Analysis Time..: 18:25	Analyst ID.....: 002260	
		Instrument ID..: I8		MDL.....: 0.035		
Selenium	ND	5.0	ug/L	SW846 6020	08/15-08/19/08	KTWQ91CE
		Dilution Factor: 1		Analysis Time..: 18:25	Analyst ID.....: 002260	
		Instrument ID..: I8		MDL.....: 0.14		
Thallium	ND	1.0	ug/L	SW846 6020	08/15-08/19/08	KTWQ91CG
		Dilution Factor: 1		Analysis Time..: 18:25	Analyst ID.....: 002260	
		Instrument ID..: I8		MDL.....: 0.11		
Vanadium	**0.84 B,J**	**20.0**	**ug/L**	**SW846 6020**	**08/15-08/19/08**	**KTWQ91CH**
		Dilution Factor: 1		Analysis Time..: 18:25	Analyst ID.....: 002260	
		Instrument ID..: I8		MDL.....: 0.46		
Zinc	**33.9 J**	**20.0**	**ug/L**	**SW846 6020**	**08/15-08/19/08**	**KTWQ91CJ**
		Dilution Factor: 1		Analysis Time..: 18:25	Analyst ID.....: 002260	
		Instrument ID..: I8		MDL.....: 0.20		
Mercury	ND	0.20	ug/L	SW846 7470A	08/15/08	KTWQ91CL
		Dilution Factor: 1		Analysis Time..: 17:49	Analyst ID.....: 001576	
		Instrument ID..: H1		MDL.....: 0.10		

NOTE(S):

J Method blank contamination. The associated method blank contains the target analyte at a reportable level.

B Estimated result. Result is less than RL.

Tetra Tech NUS, Inc

Client Sample ID: DMW-29DEEP-080808

DISSOLVED Metals

Lot-Sample #...: A8H090106-007 **Matrix.....:** WG
Date Sampled...: 08/08/08 15:27 **Date Received..:** 08/09/08

PARAMETER	RESULT	REPORTING LIMIT	UNITS	METHOD	PREPARATION-ANALYSIS DATE	WORK ORDER #
Prep Batch #...: 8228019						
Silver	ND	1.0	ug/L	SW846 6020	08/15-08/19/08	KTWRE1CF
		Dilution Factor: 1		Analysis Time..: 19:12	Analyst ID.....: 002260	
		Instrument ID..: I8		MDL.....: 0.0026		
Arsenic	ND	5.0	ug/L	SW846 6020	08/15-08/19/08	KTWRE1AP
		Dilution Factor: 1		Analysis Time..: 19:12	Analyst ID.....: 002260	
		Instrument ID..: I8		MDL.....: 0.13		
Barium	**25.9 J**	**1.0**	**ug/L**	**SW846 6020**	**08/15-08/19/08**	**KTWRE1AQ**
		Dilution Factor: 1		Analysis Time..: 19:12	Analyst ID.....: 002260	
		Instrument ID..: I8		MDL.....: 0.014		
Beryllium	**0.019 B**	**1.0**	**ug/L**	**SW846 6020**	**08/15-08/19/08**	**KTWRE1AR**
		Dilution Factor: 1		Analysis Time..: 19:12	Analyst ID.....: 002260	
		Instrument ID..: I8		MDL.....: 0.012		
Cadmium	**0.037 B,J**	**1.0**	**ug/L**	**SW846 6020**	**08/15-08/19/08**	**KTWRE1AT**
		Dilution Factor: 1		Analysis Time..: 19:12	Analyst ID.....: 002260	
		Instrument ID..: I8		MDL.....: 0.0061		
Cobalt	**1.3 J**	**1.0**	**ug/L**	**SW846 6020**	**08/15-08/19/08**	**KTWRE1AU**
		Dilution Factor: 1		Analysis Time..: 19:12	Analyst ID.....: 002260	
		Instrument ID..: I8		MDL.....: 0.0041		
Chromium	**0.10 B,J**	**2.0**	**ug/L**	**SW846 6020**	**08/15-08/19/08**	**KTWRE1CK**
		Dilution Factor: 1		Analysis Time..: 19:12	Analyst ID.....: 002260	
		Instrument ID..: I8		MDL.....: 0.069		
Copper	ND	2.0	ug/L	SW846 6020	08/15-08/19/08	KTWRE1AV
		Dilution Factor: 1		Analysis Time..: 19:12	Analyst ID.....: 002260	
		Instrument ID..: I8		MDL.....: 0.051		
Iron	**15.4 B,J**	**50.0**	**ug/L**	**SW846 6020**	**08/15-08/19/08**	**KTWRE1AW**
		Dilution Factor: 1		Analysis Time..: 19:12	Analyst ID.....: 002260	
		Instrument ID..: I8		MDL.....: 1.1		
Manganese	**23.1 J**	**1.0**	**ug/L**	**SW846 6020**	**08/15-08/19/08**	**KTWRE1CA**
		Dilution Factor: 1		Analysis Time..: 19:12	Analyst ID.....: 002260	
		Instrument ID..: I8		MDL.....: 0.027		

(Continued on next page)

Tetra Tech NUS, Inc

Client Sample ID: DMW-29DEEP-080808

DISSOLVED Metals

Lot-Sample #...: A8H090106-007 **Matrix.....:** WG

PARAMETER	RESULT	REPORTING LIMIT	UNITS	METHOD	PREPARATION-ANALYSIS DATE	WORK ORDER #
Molybdenum	**0.33 B**	**2.0**	**ug/L**	**SW846 6020**	**08/15-08/19/08**	**KTWRE1CC**
		Dilution Factor: 1		Analysis Time..: 19:12	Analyst ID.....: 002260	
		Instrument ID..: I8		MDL.....: 0.12		
Nickel	**2.7 J**	**2.0**	**ug/L**	**SW846 6020**	**08/15-08/19/08**	**KTWRE1CD**
		Dilution Factor: 1		Analysis Time..: 19:12	Analyst ID.....: 002260	
		Instrument ID..: I8		MDL.....: 0.053		
Lead	ND	1.0	ug/L	SW846 6020	08/15-08/19/08	KTWRE1AX
		Dilution Factor: 1		Analysis Time..: 19:12	Analyst ID.....: 002260	
		Instrument ID..: I8		MDL.....: 0.018		
Antimony	ND	2.0	ug/L	SW846 6020	08/15-08/19/08	KTWRE1AN
		Dilution Factor: 1		Analysis Time..: 19:12	Analyst ID.....: 002260	
		Instrument ID..: I8		MDL.....: 0.035		
Selenium	ND	5.0	ug/L	SW846 6020	08/15-08/19/08	KTWRE1CE
		Dilution Factor: 1		Analysis Time..: 19:12	Analyst ID.....: 002260	
		Instrument ID..: I8		MDL.....: 0.14		
Thallium	ND	1.0	ug/L	SW846 6020	08/15-08/19/08	KTWRE1CG
		Dilution Factor: 1		Analysis Time..: 19:12	Analyst ID.....: 002260	
		Instrument ID..: I8		MDL.....: 0.11		
Vanadium	ND	20.0	ug/L	SW846 6020	08/15-08/19/08	KTWRE1CH
		Dilution Factor: 1		Analysis Time..: 19:12	Analyst ID.....: 002260	
		Instrument ID..: I8		MDL.....: 0.46		
Zinc	**7.2 B,J**	**20.0**	**ug/L**	**SW846 6020**	**08/15-08/19/08**	**KTWRE1CJ**
		Dilution Factor: 1		Analysis Time..: 19:12	Analyst ID.....: 002260	
		Instrument ID..: I8		MDL.....: 0.20		
Mercury	ND	0.20	ug/L	SW846 7470A	08/15/08	KTWRE1CL
		Dilution Factor: 1		Analysis Time..: 17:46	Analyst ID.....: 001576	
		Instrument ID..: H1		MDL.....: 0.10		

NOTE(S):

J Method blank contamination. The associated method blank contains the target analyte at a reportable level.

B Estimated result. Result is less than RL.

Tetra Tech NUS, Inc

Client Sample ID: MSA-MW15D-080608

DISSOLVED Metals

Lot-Sample #...: A8H070118-002 **Matrix.....:** WQ
Date Sampled...: 08/06/08 11:00 **Date Received..:** 08/07/08

PARAMETER	RESULT	REPORTING LIMIT	UNITS	METHOD	PREPARATION-ANALYSIS DATE	WORK ORDER #
Prep Batch #...: 8225076						
Silver	**0.010 B**	**1.0**	**ug/L**	**SW846 6020**	**08/13-08/19/08**	**KTQJ51CF**
		Dilution Factor: 1		Analysis Time..: 21:53	Analyst ID.....: 002260	
		Instrument ID..: I8		MDL.....: 0.0026		
Arsenic	**0.50 B**	**5.0**	**ug/L**	**SW846 6020**	**08/13-08/19/08**	**KTQJ51A2**
		Dilution Factor: 1		Analysis Time..: 21:53	Analyst ID.....: 002260	
		Instrument ID..: I8		MDL.....: 0.13		
Barium	**31.0 J**	**1.0**	**ug/L**	**SW846 6020**	**08/13-08/19/08**	**KTQJ51A3**
		Dilution Factor: 1		Analysis Time..: 21:53	Analyst ID.....: 002260	
		Instrument ID..: I8		MDL.....: 0.014		
Beryllium	**0.051 B**	**1.0**	**ug/L**	**SW846 6020**	**08/13-08/19/08**	**KTQJ51A4**
		Dilution Factor: 1		Analysis Time..: 21:53	Analyst ID.....: 002260	
		Instrument ID..: I8		MDL.....: 0.012		
Cadmium	**0.018 B,J**	**1.0**	**ug/L**	**SW846 6020**	**08/13-08/19/08**	**KTQJ51A5**
		Dilution Factor: 1		Analysis Time..: 21:53	Analyst ID.....: 002260	
		Instrument ID..: I8		MDL.....: 0.0061		
Cobalt	**8.2 J**	**1.0**	**ug/L**	**SW846 6020**	**08/13-08/19/08**	**KTQJ51A6**
		Dilution Factor: 1		Analysis Time..: 21:53	Analyst ID.....: 002260	
		Instrument ID..: I8		MDL.....: 0.0041		
Chromium	**0.42 B,J**	**2.0**	**ug/L**	**SW846 6020**	**08/13-08/19/08**	**KTQJ51CK**
		Dilution Factor: 1		Analysis Time..: 21:53	Analyst ID.....: 002260	
		Instrument ID..: I8		MDL.....: 0.069		
Copper	ND	2.0	ug/L	SW846 6020	08/13-08/19/08	KTQJ51A7
		Dilution Factor: 1		Analysis Time..: 21:53	Analyst ID.....: 002260	
		Instrument ID..: I8		MDL.....: 0.051		
Iron	**9480 J**	**50.0**	**ug/L**	**SW846 6020**	**08/13-08/19/08**	**KTQJ51A8**
		Dilution Factor: 1		Analysis Time..: 21:53	Analyst ID.....: 002260	
		Instrument ID..: I8		MDL.....: 1.1		
Manganese	**380 J**	**1.0**	**ug/L**	**SW846 6020**	**08/13-08/19/08**	**KTQJ51CA**
		Dilution Factor: 1		Analysis Time..: 21:53	Analyst ID.....: 002260	
		Instrument ID..: I8		MDL.....: 0.027		

(Continued on next page)

Tetra Tech NUS, Inc

Client Sample ID: MSA-MW15D-080608

DISSOLVED Metals

Lot-Sample #...: A8H070118-002 Matrix.....: WQ

PARAMETER	RESULT	REPORTING LIMIT	UNITS	METHOD	PREPARATION-ANALYSIS DATE	WORK ORDER #
Molybdenum	**0.52 B**	**2.0**	**ug/L**	**SW846 6020**	**08/13-08/19/08**	**KTQJ51CC**
		Dilution Factor: 1		Analysis Time..: 21:53	Analyst ID.....: 002260	
		Instrument ID..: I8		MDL.....: 0.12		
Nickel	**12.4 J**	**2.0**	**ug/L**	**SW846 6020**	**08/13-08/19/08**	**KTQJ51CD**
		Dilution Factor: 1		Analysis Time..: 21:53	Analyst ID.....: 002260	
		Instrument ID..: I8		MDL.....: 0.053		
Lead	**0.035 B,J**	**1.0**	**ug/L**	**SW846 6020**	**08/13-08/19/08**	**KTQJ51A9**
		Dilution Factor: 1		Analysis Time..: 21:53	Analyst ID.....: 002260	
		Instrument ID..: I8		MDL.....: 0.018		
Antimony	ND	2.0	ug/L	SW846 6020	08/13-08/19/08	KTQJ51A1
		Dilution Factor: 1		Analysis Time..: 21:53	Analyst ID.....: 002260	
		Instrument ID..: I8		MDL.....: 0.035		
Selenium	**0.14 B**	**5.0**	**ug/L**	**SW846 6020**	**08/13-08/19/08**	**KTQJ51CE**
		Dilution Factor: 1		Analysis Time..: 21:53	Analyst ID.....: 002260	
		Instrument ID..: I8		MDL.....: 0.14		
Thallium	ND	1.0	ug/L	SW846 6020	08/13-08/19/08	KTQJ51CG
		Dilution Factor: 1		Analysis Time..: 21:53	Analyst ID.....: 002260	
		Instrument ID..: I8		MDL.....: 0.11		
Vanadium	ND	20.0	ug/L	SW846 6020	08/13-08/19/08	KTQJ51CH
		Dilution Factor: 1		Analysis Time..: 21:53	Analyst ID.....: 002260	
		Instrument ID..: I8		MDL.....: 0.46		
Zinc	**14.2 B,J**	**20.0**	**ug/L**	**SW846 6020**	**08/13-08/19/08**	**KTQJ51CJ**
		Dilution Factor: 1		Analysis Time..: 21:53	Analyst ID.....: 002260	
		Instrument ID..: I8		MDL.....: 0.20		
Mercury	ND	0.20	ug/L	SW846 7470A	08/13-08/15/08	KTQJ51CL
		Dilution Factor: 1		Analysis Time..: 16:57	Analyst ID.....: 001576	
		Instrument ID..: H1		MDL.....: 0.10		

NOTE(S):

B Estimated result. Result is less than RL.

J Method blank contamination. The associated method blank contains the target analyte at a reportable level.

Tetra Tech NUS, Inc

Client Sample ID: MSA-MW15I-080608

DISSOLVED Metals

Lot-Sample #...: A8H070118-005 **Matrix.....:** WQ
Date Sampled...: 08/06/08 13:40 **Date Received..:** 08/07/08

PARAMETER	RESULT	REPORTING LIMIT	UNITS	METHOD	PREPARATION-ANALYSIS DATE	WORK ORDER #
Prep Batch #...: 8225076						
Silver	ND	1.0	ug/L	SW846 6020	08/13-08/19/08	KTQJ81CF
		Dilution Factor: 1		Analysis Time..: 22:18	Analyst ID.....: 002260	
		Instrument ID..: I8		MDL.....: 0.0026		
Arsenic	**7.1**	**5.0**	**ug/L**	**SW846 6020**	**08/13-08/19/08**	**KTQJ81AD**
		Dilution Factor: 1		Analysis Time..: 22:18	Analyst ID.....: 002260	
		Instrument ID..: I8		MDL.....: 0.13		
Barium	**44.8 J**	**1.0**	**ug/L**	**SW846 6020**	**08/13-08/19/08**	**KTQJ81AE**
		Dilution Factor: 1		Analysis Time..: 22:18	Analyst ID.....: 002260	
		Instrument ID..: I8		MDL.....: 0.014		
Beryllium	**0.19 B**	**1.0**	**ug/L**	**SW846 6020**	**08/13-08/19/08**	**KTQJ81AF**
		Dilution Factor: 1		Analysis Time..: 22:18	Analyst ID.....: 002260	
		Instrument ID..: I8		MDL.....: 0.012		
Cadmium	ND	1.0	ug/L	SW846 6020	08/13-08/19/08	KTQJ81AG
		Dilution Factor: 1		Analysis Time..: 22:18	Analyst ID.....: 002260	
		Instrument ID..: I8		MDL.....: 0.0061		
Cobalt	**43.0 J**	**1.0**	**ug/L**	**SW846 6020**	**08/13-08/19/08**	**KTQJ81AH**
		Dilution Factor: 1		Analysis Time..: 22:18	Analyst ID.....: 002260	
		Instrument ID..: I8		MDL.....: 0.0041		
Chromium	**8.6 J**	**2.0**	**ug/L**	**SW846 6020**	**08/13-08/19/08**	**KTQJ81CK**
		Dilution Factor: 1		Analysis Time..: 22:18	Analyst ID.....: 002260	
		Instrument ID..: I8		MDL.....: 0.069		
Copper	ND	2.0	ug/L	SW846 6020	08/13-08/19/08	KTQJ81AJ
		Dilution Factor: 1		Analysis Time..: 22:18	Analyst ID.....: 002260	
		Instrument ID..: I8		MDL.....: 0.051		
Iron	**24400 J**	**50.0**	**ug/L**	**SW846 6020**	**08/13-08/19/08**	**KTQJ81AK**
		Dilution Factor: 1		Analysis Time..: 22:18	Analyst ID.....: 002260	
		Instrument ID..: I8		MDL.....: 1.1		
Manganese	**437 J**	**1.0**	**ug/L**	**SW846 6020**	**08/13-08/19/08**	**KTQJ81CA**
		Dilution Factor: 1		Analysis Time..: 22:18	Analyst ID.....: 002260	
		Instrument ID..: I8		MDL.....: 0.027		

(Continued on next page)

Tetra Tech NUS, Inc

Client Sample ID: MSA-MW15I-080608

DISSOLVED Metals

Lot-Sample #...: A8H070118-005 Matrix.....: WQ

PARAMETER	RESULT	REPORTING LIMIT	UNITS	METHOD	PREPARATION-ANALYSIS DATE	WORK ORDER #
Molybdenum	**0.56 B**	**2.0**	**ug/L**	**SW846 6020**	**08/13-08/19/08**	**KTQJ81CC**
		Dilution Factor: 1		Analysis Time..: 22:18	Analyst ID.....: 002260	
		Instrument ID..: I8		MDL.....: 0.12		
Nickel	**43.4 J**	**2.0**	**ug/L**	**SW846 6020**	**08/13-08/19/08**	**KTQJ81CD**
		Dilution Factor: 1		Analysis Time..: 22:18	Analyst ID.....: 002260	
		Instrument ID..: I8		MDL.....: 0.053		
Lead	ND	1.0	ug/L	SW846 6020	08/13-08/19/08	KTQJ81AL
		Dilution Factor: 1		Analysis Time..: 22:18	Analyst ID.....: 002260	
		Instrument ID..: I8		MDL.....: 0.018		
Antimony	ND	2.0	ug/L	SW846 6020	08/13-08/19/08	KTQJ81AC
		Dilution Factor: 1		Analysis Time..: 22:18	Analyst ID.....: 002260	
		Instrument ID..: I8		MDL.....: 0.035		
Selenium	**0.25 B**	**5.0**	**ug/L**	**SW846 6020**	**08/13-08/19/08**	**KTQJ81CE**
		Dilution Factor: 1		Analysis Time..: 22:18	Analyst ID.....: 002260	
		Instrument ID..: I8		MDL.....: 0.14		
Thallium	ND	1.0	ug/L	SW846 6020	08/13-08/19/08	KTQJ81CG
		Dilution Factor: 1		Analysis Time..: 22:18	Analyst ID.....: 002260	
		Instrument ID..: I8		MDL.....: 0.11		
Vanadium	**5.5 B**	**20.0**	**ug/L**	**SW846 6020**	**08/13-08/19/08**	**KTQJ81CH**
		Dilution Factor: 1		Analysis Time..: 22:18	Analyst ID.....: 002260	
		Instrument ID..: I8		MDL.....: 0.46		
Zinc	**46.4 J**	**20.0**	**ug/L**	**SW846 6020**	**08/13-08/19/08**	**KTQJ81CJ**
		Dilution Factor: 1		Analysis Time..: 22:18	Analyst ID.....: 002260	
		Instrument ID..: I8		MDL.....: 0.20		
Mercury	ND	0.20	ug/L	SW846 7470A	08/13-08/15/08	KTQJ81CL
		Dilution Factor: 1		Analysis Time..: 16:47	Analyst ID.....: 001576	
		Instrument ID..: H1		MDL.....: 0.10		

NOTE(S):

J Method blank contamination. The associated method blank contains the target analyte at a reportable level.

B Estimated result. Result is less than RL.

Tetra Tech NUS, Inc

Client Sample ID: MSA-MW15S-080608

DISSOLVED Metals

Lot-Sample #...: A8H070118-006 Matrix.....: WQ
Date Sampled...: 08/06/08 15:00 Date Received..: 08/07/08

PARAMETER	RESULT	REPORTING LIMIT	UNITS	METHOD	PREPARATION-ANALYSIS DATE	WORK ORDER #
Prep Batch #...: 8225076						
Silver	ND	1.0	ug/L	SW846 6020	08/13-08/19/08	KTQJ91CF
		Dilution Factor: 1		Analysis Time..: 22:26	Analyst ID.....: 002260	
		Instrument ID..: I8		MDL.....: 0.0026		
Arsenic	**4.6 B**	**5.0**	**ug/L**	**SW846 6020**	**08/13-08/19/08**	**KTQJ91AD**
		Dilution Factor: 1		Analysis Time..: 22:26	Analyst ID.....: 002260	
		Instrument ID..: I8		MDL.....: 0.13		
Barium	**21.4 J**	**1.0**	**ug/L**	**SW846 6020**	**08/13-08/19/08**	**KTQJ91AE**
		Dilution Factor: 1		Analysis Time..: 22:26	Analyst ID.....: 002260	
		Instrument ID..: I8		MDL.....: 0.014		
Beryllium	**1.1**	**1.0**	**ug/L**	**SW846 6020**	**08/13-08/19/08**	**KTQJ91AF**
		Dilution Factor: 1		Analysis Time..: 22:26	Analyst ID.....: 002260	
		Instrument ID..: I8		MDL.....: 0.012		
Cadmium	**0.46 B,J**	**1.0**	**ug/L**	**SW846 6020**	**08/13-08/19/08**	**KTQJ91AG**
		Dilution Factor: 1		Analysis Time..: 22:26	Analyst ID.....: 002260	
		Instrument ID..: I8		MDL.....: 0.0061		
Cobalt	**128 J**	**1.0**	**ug/L**	**SW846 6020**	**08/13-08/19/08**	**KTQJ91AH**
		Dilution Factor: 1		Analysis Time..: 22:26	Analyst ID.....: 002260	
		Instrument ID..: I8		MDL.....: 0.0041		
Chromium	**5.7 J**	**2.0**	**ug/L**	**SW846 6020**	**08/13-08/19/08**	**KTQJ91CK**
		Dilution Factor: 1		Analysis Time..: 22:26	Analyst ID.....: 002260	
		Instrument ID..: I8		MDL.....: 0.069		
Copper	**48.6 J**	**2.0**	**ug/L**	**SW846 6020**	**08/13-08/19/08**	**KTQJ91AJ**
		Dilution Factor: 1		Analysis Time..: 22:26	Analyst ID.....: 002260	
		Instrument ID..: I8		MDL.....: 0.051		
Iron	**13800 J**	**50.0**	**ug/L**	**SW846 6020**	**08/13-08/19/08**	**KTQJ91AK**
		Dilution Factor: 1		Analysis Time..: 22:26	Analyst ID.....: 002260	
		Instrument ID..: I8		MDL.....: 1.1		
Manganese	**311 J**	**1.0**	**ug/L**	**SW846 6020**	**08/13-08/19/08**	**KTQJ91CA**
		Dilution Factor: 1		Analysis Time..: 22:26	Analyst ID.....: 002260	
		Instrument ID..: I8		MDL.....: 0.027		

(Continued on next page)

Tetra Tech NUS, Inc

Client Sample ID: MSA-MW15S-080608

DISSOLVED Metals

Lot-Sample #...: A8H070118-006 Matrix.....: WQ

PARAMETER	RESULT	REPORTING LIMIT	UNITS	METHOD	PREPARATION-ANALYSIS DATE	WORK ORDER #
Molybdenum	ND	2.0	ug/L	SW846 6020	08/13-08/19/08	KTQJ91CC
		Dilution Factor: 1		Analysis Time..: 22:26	Analyst ID.....: 002260	
		Instrument ID..: I8		MDL.....: 0.12		
Nickel	**151 J**	**2.0**	**ug/L**	**SW846 6020**	**08/13-08/19/08**	**KTQJ91CD**
		Dilution Factor: 1		Analysis Time..: 22:26	Analyst ID.....: 002260	
		Instrument ID..: I8		MDL.....: 0.053		
Lead	**0.86 B,J**	**1.0**	**ug/L**	**SW846 6020**	**08/13-08/19/08**	**KTQJ91AL**
		Dilution Factor: 1		Analysis Time..: 22:26	Analyst ID.....: 002260	
		Instrument ID..: I8		MDL.....: 0.018		
Antimony	ND	2.0	ug/L	SW846 6020	08/13-08/19/08	KTQJ91AC
		Dilution Factor: 1		Analysis Time..: 22:26	Analyst ID.....: 002260	
		Instrument ID..: I8		MDL.....: 0.035		
Selenium	**3.6 B**	**5.0**	**ug/L**	**SW846 6020**	**08/13-08/19/08**	**KTQJ91CE**
		Dilution Factor: 1		Analysis Time..: 22:26	Analyst ID.....: 002260	
		Instrument ID..: I8		MDL.....: 0.14		
Thallium	ND	1.0	ug/L	SW846 6020	08/13-08/19/08	KTQJ91CG
		Dilution Factor: 1		Analysis Time..: 22:26	Analyst ID.....: 002260	
		Instrument ID..: I8		MDL.....: 0.11		
Vanadium	**2.8 B**	**20.0**	**ug/L**	**SW846 6020**	**08/13-08/19/08**	**KTQJ91CH**
		Dilution Factor: 1		Analysis Time..: 22:26	Analyst ID.....: 002260	
		Instrument ID..: I8		MDL.....: 0.46		
Zinc	**131 J**	**20.0**	**ug/L**	**SW846 6020**	**08/13-08/19/08**	**KTQJ91CJ**
		Dilution Factor: 1		Analysis Time..: 22:26	Analyst ID.....: 002260	
		Instrument ID..: I8		MDL.....: 0.20		
Mercury	ND	0.20	ug/L	SW846 7470A	08/13-08/15/08	KTQJ91CL
		Dilution Factor: 1		Analysis Time..: 16:40	Analyst ID.....: 001576	
		Instrument ID..: H1		MDL.....: 0.10		

NOTE(S):

B Estimated result. Result is less than RL.

J Method blank contamination. The associated method blank contains the target analyte at a reportable level.

Tetra Tech NUS, Inc

Client Sample ID: MSA-MW19D-080708

DISSOLVED Metals

Lot-Sample #...: A8H080117-005 **Matrix.....:** WG
Date Sampled...: 08/07/08 14:14 **Date Received..:** 08/08/08

PARAMETER	RESULT	REPORTING LIMIT	UNITS	METHOD	PREPARATION-ANALYSIS DATE	WORK ORDER #
Prep Batch #...: 8228024						
Silver	ND	1.0	ug/L	SW846 6020	08/15-08/20/08	KTTHT1CF
		Dilution Factor: 1		Analysis Time..: 14:07	Analyst ID.....: 002260	
		Instrument ID..: I8		MDL.....: 0.0026		
Arsenic	**1.1 B**	**5.0**	**ug/L**	**SW846 6020**	**08/15-08/20/08**	**KTTHT1AD**
		Dilution Factor: 1		Analysis Time..: 14:07	Analyst ID.....: 002260	
		Instrument ID..: I8		MDL.....: 0.13		
Barium	**102 J**	**1.0**	**ug/L**	**SW846 6020**	**08/15-08/20/08**	**KTTHT1AE**
		Dilution Factor: 1		Analysis Time..: 14:07	Analyst ID.....: 002260	
		Instrument ID..: I8		MDL.....: 0.014		
Beryllium	**1.6**	**1.0**	**ug/L**	**SW846 6020**	**08/15-08/20/08**	**KTTHT1AF**
		Dilution Factor: 1		Analysis Time..: 14:07	Analyst ID.....: 002260	
		Instrument ID..: I8		MDL.....: 0.012		
Cadmium	**0.010 B,J**	**1.0**	**ug/L**	**SW846 6020**	**08/15-08/20/08**	**KTTHT1AG**
		Dilution Factor: 1		Analysis Time..: 14:07	Analyst ID.....: 002260	
		Instrument ID..: I8		MDL.....: 0.0061		
Cobalt	**77.5 J**	**1.0**	**ug/L**	**SW846 6020**	**08/15-08/20/08**	**KTTHT1AH**
		Dilution Factor: 1		Analysis Time..: 14:07	Analyst ID.....: 002260	
		Instrument ID..: I8		MDL.....: 0.0041		
Chromium	**9.1 J**	**2.0**	**ug/L**	**SW846 6020**	**08/15-08/20/08**	**KTTHT1CK**
		Dilution Factor: 1		Analysis Time..: 14:07	Analyst ID.....: 002260	
		Instrument ID..: I8		MDL.....: 0.069		
Copper	ND	2.0	ug/L	SW846 6020	08/15-08/20/08	KTTHT1AJ
		Dilution Factor: 1		Analysis Time..: 14:07	Analyst ID.....: 002260	
		Instrument ID..: I8		MDL.....: 0.051		
Iron	**24300 J**	**50.0**	**ug/L**	**SW846 6020**	**08/15-08/20/08**	**KTTHT1AK**
		Dilution Factor: 1		Analysis Time..: 14:07	Analyst ID.....: 002260	
		Instrument ID..: I8		MDL.....: 1.1		
Manganese	**3120 J**	**1.0**	**ug/L**	**SW846 6020**	**08/15-08/20/08**	**KTTHT1CA**
		Dilution Factor: 1		Analysis Time..: 14:07	Analyst ID.....: 002260	
		Instrument ID..: I8		MDL.....: 0.027		

(Continued on next page)

Tetra Tech NUS, Inc

Client Sample ID: MSA-MW19D-080708

DISSOLVED Metals

Lot-Sample #...: A8H080117-005 **Matrix.....:** WG

PARAMETER	RESULT	REPORTING LIMIT	UNITS	METHOD	PREPARATION-ANALYSIS DATE	WORK ORDER #
Molybdenum	ND	2.0	ug/L	SW846 6020	08/15-08/20/08	KTTHT1CC
		Dilution Factor: 1		Analysis Time..: 14:07	Analyst ID.....: 002260	
		Instrument ID..: I8		MDL.....: 0.12		
Nickel	**33.8 J**	**2.0**	**ug/L**	**SW846 6020**	**08/15-08/20/08**	**KTTHT1CD**
		Dilution Factor: 1		Analysis Time..: 14:07	Analyst ID.....: 002260	
		Instrument ID..: I8		MDL.....: 0.053		
Lead	**0.030 B,J**	**1.0**	**ug/L**	**SW846 6020**	**08/15-08/20/08**	**KTTHT1AL**
		Dilution Factor: 1		Analysis Time..: 14:07	Analyst ID.....: 002260	
		Instrument ID..: I8		MDL.....: 0.018		
Antimony	**0.056 B**	**2.0**	**ug/L**	**SW846 6020**	**08/15-08/20/08**	**KTTHT1AC**
		Dilution Factor: 1		Analysis Time..: 14:07	Analyst ID.....: 002260	
		Instrument ID..: I8		MDL.....: 0.035		
Selenium	**0.25 B**	**5.0**	**ug/L**	**SW846 6020**	**08/15-08/20/08**	**KTTHT1CE**
		Dilution Factor: 1		Analysis Time..: 14:07	Analyst ID.....: 002260	
		Instrument ID..: I8		MDL.....: 0.14		
Thallium	ND	1.0	ug/L	SW846 6020	08/15-08/20/08	KTTHT1CG
		Dilution Factor: 1		Analysis Time..: 14:07	Analyst ID.....: 002260	
		Instrument ID..: I8		MDL.....: 0.11		
Vanadium	**1.3 B,J**	**20.0**	**ug/L**	**SW846 6020**	**08/15-08/20/08**	**KTTHT1CH**
		Dilution Factor: 1		Analysis Time..: 14:07	Analyst ID.....: 002260	
		Instrument ID..: I8		MDL.....: 0.46		
Zinc	**74.3 J**	**20.0**	**ug/L**	**SW846 6020**	**08/15-08/20/08**	**KTTHT1CJ**
		Dilution Factor: 1		Analysis Time..: 14:07	Analyst ID.....: 002260	
		Instrument ID..: I8		MDL.....: 0.20		
Mercury	ND	0.20	ug/L	SW846 7470A	08/15/08	KTTHT1CL
		Dilution Factor: 1		Analysis Time..: 17:26	Analyst ID.....: 001576	
		Instrument ID..: H1		MDL.....: 0.10		

NOTE(S):

B Estimated result. Result is less than RL.

J Method blank contamination. The associated method blank contains the target analyte at a reportable level.

Tetra Tech NUS, Inc

Client Sample ID: MSA-MW19I-080708

DISSOLVED Metals

Lot-Sample #...: A8H080117-003
Date Sampled...: 08/07/08 11:46 Date Received..: 08/08/08
Matrix.....: WG

PARAMETER	RESULT	REPORTING LIMIT	UNITS	METHOD	PREPARATION-ANALYSIS DATE	WORK ORDER #
Prep Batch #...: 8228024						
Silver	ND	1.0 Dilution Factor: 1 Instrument ID..: I8	ug/L	SW846 6020 Analysis Time..: 13:40 MDL.....: 0.0026	08/15-08/20/08 Analyst ID.....: 002260	KTTHQ1CF
Arsenic	**4.5 B**	**5.0** Dilution Factor: 1 Instrument ID..: I8	**ug/L**	**SW846 6020** Analysis Time..: 13:40 MDL.....: 0.13	**08/15-08/20/08** Analyst ID.....: 002260	**KTTHQ1AD**
Barium	**63.6 J**	**1.0** Dilution Factor: 1 Instrument ID..: I8	**ug/L**	**SW846 6020** Analysis Time..: 13:40 MDL.....: 0.014	**08/15-08/20/08** Analyst ID.....: 002260	**KTTHQ1AE**
Beryllium	**0.90 B**	**1.0** Dilution Factor: 1 Instrument ID..: I8	**ug/L**	**SW846 6020** Analysis Time..: 13:40 MDL.....: 0.012	**08/15-08/20/08** Analyst ID.....: 002260	**KTTHQ1AF**
Cadmium	**0.048 B,J**	**1.0** Dilution Factor: 1 Instrument ID..: I8	**ug/L**	**SW846 6020** Analysis Time..: 13:40 MDL.....: 0.0061	**08/15-08/20/08** Analyst ID.....: 002260	**KTTHQ1AG**
Cobalt	**63.6 J**	**1.0** Dilution Factor: 1 Instrument ID..: I8	**ug/L**	**SW846 6020** Analysis Time..: 13:40 MDL.....: 0.0041	**08/15-08/20/08** Analyst ID.....: 002260	**KTTHQ1AH**
Chromium	**2.2 J**	**2.0** Dilution Factor: 1 Instrument ID..: I8	**ug/L**	**SW846 6020** Analysis Time..: 13:40 MDL.....: 0.069	**08/15-08/20/08** Analyst ID.....: 002260	**KTTHQ1CK**
Copper	ND	2.0 Dilution Factor: 1 Instrument ID..: I8	ug/L	SW846 6020 Analysis Time..: 13:40 MDL.....: 0.051	08/15-08/20/08 Analyst ID.....: 002260	KTTHQ1AJ
Iron	**51700 J**	**50.0** Dilution Factor: 1 Instrument ID..: I8	**ug/L**	**SW846 6020** Analysis Time..: 13:40 MDL.....: 1.1	**08/15-08/20/08** Analyst ID.....: 002260	**KTTHQ1AK**
Manganese	**2810 J**	**1.0** Dilution Factor: 1 Instrument ID..: I8	**ug/L**	**SW846 6020** Analysis Time..: 15:42 MDL.....: 0.027	**08/15-08/21/08** Analyst ID.....: 002260	**KTTHQ1CA**

(Continued on next page)

Tetra Tech NUS, Inc

Client Sample ID: MSA-MW19I-080708

DISSOLVED Metals

Lot-Sample #...: A8H080117-003 Matrix.....: WG

PARAMETER	RESULT	REPORTING LIMIT	UNITS	METHOD	PREPARATION-ANALYSIS DATE	WORK ORDER #
Molybdenum	**0.27 B**	**2.0**	**ug/L**	**SW846 6020**	**08/15-08/20/08**	**KTTHQ1CC**
		Dilution Factor: 1		Analysis Time..: 13:40	Analyst ID.....: 002260	
		Instrument ID..: I8		MDL.....: 0.12		
Nickel	**41.8 J**	**2.0**	**ug/L**	**SW846 6020**	**08/15-08/20/08**	**KTTHQ1CD**
		Dilution Factor: 1		Analysis Time..: 13:40	Analyst ID.....: 002260	
		Instrument ID..: I8		MDL.....: 0.053		
Lead	**0.037 B,J**	**1.0**	**ug/L**	**SW846 6020**	**08/15-08/20/08**	**KTTHQ1AL**
		Dilution Factor: 1		Analysis Time..: 13:40	Analyst ID.....: 002260	
		Instrument ID..: I8		MDL.....: 0.018		
Antimony	**0.096 B**	**2.0**	**ug/L**	**SW846 6020**	**08/15-08/20/08**	**KTTHQ1AC**
		Dilution Factor: 1		Analysis Time..: 13:40	Analyst ID.....: 002260	
		Instrument ID..: I8		MDL.....: 0.035		
Selenium	**3.0 B**	**5.0**	**ug/L**	**SW846 6020**	**08/15-08/20/08**	**KTTHQ1CE**
		Dilution Factor: 1		Analysis Time..: 13:40	Analyst ID.....: 002260	
		Instrument ID..: I8		MDL.....: 0.14		
Thallium	ND	1.0	ug/L	SW846 6020	08/15-08/20/08	KTTHQ1CG
		Dilution Factor: 1		Analysis Time..: 13:40	Analyst ID.....: 002260	
		Instrument ID..: I8		MDL.....: 0.11		
Vanadium	**1.9 B,J**	**20.0**	**ug/L**	**SW846 6020**	**08/15-08/20/08**	**KTTHQ1CH**
		Dilution Factor: 1		Analysis Time..: 13:40	Analyst ID.....: 002260	
		Instrument ID..: I8		MDL.....: 0.46		
Zinc	**99.8 J**	**20.0**	**ug/L**	**SW846 6020**	**08/15-08/20/08**	**KTTHQ1CJ**
		Dilution Factor: 1		Analysis Time..: 13:40	Analyst ID.....: 002260	
		Instrument ID..: I8		MDL.....: 0.20		
Mercury	ND	0.20	ug/L	SW846 7470A	08/15/08	KTTHQ1CL
		Dilution Factor: 1		Analysis Time..: 17:17	Analyst ID.....: 001576	
		Instrument ID..: H1		MDL.....: 0.10		

NOTE(S):

B Estimated result. Result is less than RL.

J Method blank contamination. The associated method blank contains the target analyte at a reportable level.

Tetra Tech NUS, Inc

Client Sample ID: MSA-MW20D-080608

DISSOLVED Metals

Lot-Sample #...: A8H070118-007 Matrix.....: WQ
Date Sampled...: 08/06/08 15:07 Date Received..: 08/07/08

PARAMETER	RESULT	REPORTING LIMIT	UNITS	METHOD	PREPARATION-ANALYSIS DATE	WORK ORDER #
Prep Batch #...: 8225076						
Silver	0.0030 B	1.0	ug/L	SW846 6020	08/13-08/19/08	KTQKA1CF
		Dilution Factor: 1		Analysis Time..: 22:44	Analyst ID.....: 002260	
		Instrument ID..: I8		MDL.....: 0.0026		
Arsenic	1.2 B	5.0	ug/L	SW846 6020	08/13-08/19/08	KTQKA1AD
		Dilution Factor: 1		Analysis Time..: 22:44	Analyst ID.....: 002260	
		Instrument ID..: I8		MDL.....: 0.13		
Barium	134 J	1.0	ug/L	SW846 6020	08/13-08/19/08	KTQKA1AE
		Dilution Factor: 1		Analysis Time..: 22:44	Analyst ID.....: 002260	
		Instrument ID..: I8		MDL.....: 0.014		
Beryllium	1.1	1.0	ug/L	SW846 6020	08/13-08/19/08	KTQKA1AF
		Dilution Factor: 1		Analysis Time..: 22:44	Analyst ID.....: 002260	
		Instrument ID..: I8		MDL.....: 0.012		
Cadmium	0.32 B,J	1.0	ug/L	SW846 6020	08/13-08/19/08	KTQKA1AG
		Dilution Factor: 1		Analysis Time..: 22:44	Analyst ID.....: 002260	
		Instrument ID..: I8		MDL.....: 0.0061		
Cobalt	68.2 J	1.0	ug/L	SW846 6020	08/13-08/19/08	KTQKA1AH
		Dilution Factor: 1		Analysis Time..: 22:44	Analyst ID.....: 002260	
		Instrument ID..: I8		MDL.....: 0.0041		
Chromium	10 J	2.0	ug/L	SW846 6020	08/13-08/19/08	KTQKA1CK
		Dilution Factor: 1		Analysis Time..: 22:44	Analyst ID.....: 002260	
		Instrument ID..: I8		MDL.....: 0.069		
Copper	ND	2.0	ug/L	SW846 6020	08/13-08/19/08	KTQKA1AJ
		Dilution Factor: 1		Analysis Time..: 22:44	Analyst ID.....: 002260	
		Instrument ID..: I8		MDL.....: 0.051		
Iron	2480 J	50.0	ug/L	SW846 6020	08/13-08/19/08	KTQKA1AK
		Dilution Factor: 1		Analysis Time..: 22:44	Analyst ID.....: 002260	
		Instrument ID..: I8		MDL.....: 1.1		
Manganese	1060 J	1.0	ug/L	SW846 6020	08/13-08/19/08	KTQKA1CA
		Dilution Factor: 1		Analysis Time..: 22:44	Analyst ID.....: 002260	
		Instrument ID..: I8		MDL.....: 0.027		

(Continued on next page)

Tetra Tech NUS, Inc

Client Sample ID: MSA-MW20D-080608

DISSOLVED Metals

Lot-Sample #...: A8H070118-007 **Matrix.....:** WQ

PARAMETER	RESULT	REPORTING LIMIT	UNITS	METHOD	PREPARATION-ANALYSIS DATE	WORK ORDER #
Molybdenum	ND	2.0	ug/L	SW846 6020	08/13-08/19/08	KTQKA1CC
		Dilution Factor: 1		Analysis Time..: 22:44	Analyst ID.....: 002260	
		Instrument ID..: I8		MDL.....: 0.12		
Nickel	**45.9 J**	**2.0**	**ug/L**	**SW846 6020**	**08/13-08/19/08**	**KTQKA1CD**
		Dilution Factor: 1		Analysis Time..: 22:44	Analyst ID.....: 002260	
		Instrument ID..: I8		MDL.....: 0.053		
Lead	ND	1.0	ug/L	SW846 6020	08/13-08/19/08	KTQKA1AL
		Dilution Factor: 1		Analysis Time..: 22:44	Analyst ID.....: 002260	
		Instrument ID..: I8		MDL.....: 0.018		
Antimony	ND	2.0	ug/L	SW846 6020	08/13-08/19/08	KTQKA1AC
		Dilution Factor: 1		Analysis Time..: 22:44	Analyst ID.....: 002260	
		Instrument ID..: I8		MDL.....: 0.035		
Selenium	**0.83 B**	**5.0**	**ug/L**	**SW846 6020**	**08/13-08/19/08**	**KTQKA1CE**
		Dilution Factor: 1		Analysis Time..: 22:44	Analyst ID.....: 002260	
		Instrument ID..: I8		MDL.....: 0.14		
Thallium	ND	1.0	ug/L	SW846 6020	08/13-08/19/08	KTQKA1CG
		Dilution Factor: 1		Analysis Time..: 22:44	Analyst ID.....: 002260	
		Instrument ID..: I8		MDL.....: 0.11		
Vanadium	ND	20.0	ug/L	SW846 6020	08/13-08/19/08	KTQKA1CH
		Dilution Factor: 1		Analysis Time..: 22:44	Analyst ID.....: 002260	
		Instrument ID..: I8		MDL.....: 0.46		
Zinc	**73.6 J**	**20.0**	**ug/L**	**SW846 6020**	**08/13-08/19/08**	**KTQKA1CJ**
		Dilution Factor: 1		Analysis Time..: 22:44	Analyst ID.....: 002260	
		Instrument ID..: I8		MDL.....: 0.20		
Mercury	ND	0.20	ug/L	SW846 7470A	08/13-08/15/08	KTQKA1CL
		Dilution Factor: 1		Analysis Time..: 16:55	Analyst ID.....: 001576	
		Instrument ID..: H1		MDL.....: 0.10		

NOTE(S):

B Estimated result. Result is less than RL.

J Method blank contamination. The associated method blank contains the target analyte at a reportable level.

Tetra Tech NUS, Inc

Client Sample ID: MSA-MW20I-080608

DISSOLVED Metals

Lot-Sample #...: A8H070118-004 **Matrix.....:** WQ
Date Sampled...: 08/06/08 12:32 **Date Received..:** 08/07/08

PARAMETER	RESULT	REPORTING LIMIT	UNITS	METHOD	PREPARATION-ANALYSIS DATE	WORK ORDER #
Prep Batch #...: 8225076						
Silver	ND	1.0	ug/L	SW846 6020	08/13-08/19/08	KTQJ71CF
		Dilution Factor: 1		Analysis Time..: 22:10	Analyst ID.....: 002260	
		Instrument ID..: I8		MDL.....: 0.0026		
Arsenic	**2.0 B**	**5.0**	**ug/L**	**SW846 6020**	**08/13-08/19/08**	**KTQJ71AD**
		Dilution Factor: 1		Analysis Time..: 22:10	Analyst ID.....: 002260	
		Instrument ID..: I8		MDL.....: 0.13		
Barium	**21.3 J**	**1.0**	**ug/L**	**SW846 6020**	**08/13-08/19/08**	**KTQJ71AE**
		Dilution Factor: 1		Analysis Time..: 22:10	Analyst ID.....: 002260	
		Instrument ID..: I8		MDL.....: 0.014		
Beryllium	ND	1.0	ug/L	SW846 6020	08/13-08/19/08	KTQJ71AF
		Dilution Factor: 1		Analysis Time..: 22:10	Analyst ID.....: 002260	
		Instrument ID..: I8		MDL.....: 0.012		
Cadmium	ND	1.0	ug/L	SW846 6020	08/13-08/19/08	KTQJ71AG
		Dilution Factor: 1		Analysis Time..: 22:10	Analyst ID.....: 002260	
		Instrument ID..: I8		MDL.....: 0.0061		
Cobalt	**5.4 J**	**1.0**	**ug/L**	**SW846 6020**	**08/13-08/19/08**	**KTQJ71AH**
		Dilution Factor: 1		Analysis Time..: 22:10	Analyst ID.....: 002260	
		Instrument ID..: I8		MDL.....: 0.0041		
Chromium	**0.35 B,J**	**2.0**	**ug/L**	**SW846 6020**	**08/13-08/19/08**	**KTQJ71CK**
		Dilution Factor: 1		Analysis Time..: 22:10	Analyst ID.....: 002260	
		Instrument ID..: I8		MDL.....: 0.069		
Copper	ND	2.0	ug/L	SW846 6020	08/13-08/19/08	KTQJ71AJ
		Dilution Factor: 1		Analysis Time..: 22:10	Analyst ID.....: 002260	
		Instrument ID..: I8		MDL.....: 0.051		
Iron	**37400 J**	**50.0**	**ug/L**	**SW846 6020**	**08/13-08/19/08**	**KTQJ71AK**
		Dilution Factor: 1		Analysis Time..: 22:10	Analyst ID.....: 002260	
		Instrument ID..: I8		MDL.....: 1.1		
Manganese	**2010 J**	**1.0**	**ug/L**	**SW846 6020**	**08/13-08/19/08**	**KTQJ71CA**
		Dilution Factor: 1		Analysis Time..: 22:10	Analyst ID.....: 002260	
		Instrument ID..: I8		MDL.....: 0.027		

(Continued on next page)

Tetra Tech NUS, Inc

Client Sample ID: MSA-MW20I-080608

DISSOLVED Metals

Lot-Sample #...: A8H070118-004 **Matrix.....:** WQ

PARAMETER	RESULT	REPORTING LIMIT	UNITS	METHOD	PREPARATION-ANALYSIS DATE	WORK ORDER #
Molybdenum	ND	2.0	ug/L	SW846 6020	08/13-08/19/08	KTQJ71CC
		Dilution Factor: 1		Analysis Time..: 22:10	Analyst ID.....: 002260	
		Instrument ID..: I8		MDL.....: 0.12		
Nickel	**1.1 B,J**	**2.0**	**ug/L**	**SW846 6020**	**08/13-08/19/08**	**KTQJ71CD**
		Dilution Factor: 1		Analysis Time..: 22:10	Analyst ID.....: 002260	
		Instrument ID..: I8		MDL.....: 0.053		
Lead	ND	1.0	ug/L	SW846 6020	08/13-08/19/08	KTQJ71AL
		Dilution Factor: 1		Analysis Time..: 22:10	Analyst ID.....: 002260	
		Instrument ID..: I8		MDL.....: 0.018		
Antimony	ND	2.0	ug/L	SW846 6020	08/13-08/19/08	KTQJ71AC
		Dilution Factor: 1		Analysis Time..: 22:10	Analyst ID.....: 002260	
		Instrument ID..: I8		MDL.....: 0.035		
Selenium	**0.39 B**	**5.0**	**ug/L**	**SW846 6020**	**08/13-08/19/08**	**KTQJ71CE**
		Dilution Factor: 1		Analysis Time..: 22:10	Analyst ID.....: 002260	
		Instrument ID..: I8		MDL.....: 0.14		
Thallium	ND	1.0	ug/L	SW846 6020	08/13-08/19/08	KTQJ71CG
		Dilution Factor: 1		Analysis Time..: 22:10	Analyst ID.....: 002260	
		Instrument ID..: I8		MDL.....: 0.11		
Vanadium	ND	20.0	ug/L	SW846 6020	08/13-08/19/08	KTQJ71CH
		Dilution Factor: 1		Analysis Time..: 22:10	Analyst ID.....: 002260	
		Instrument ID..: I8		MDL.....: 0.46		
Zinc	**4.1 B,J**	**20.0**	**ug/L**	**SW846 6020**	**08/13-08/19/08**	**KTQJ71CJ**
		Dilution Factor: 1		Analysis Time..: 22:10	Analyst ID.....: 002260	
		Instrument ID..: I8		MDL.....: 0.20		
Mercury	ND	0.20	ug/L	SW846 7470A	08/13-08/15/08	KTQJ71CL
		Dilution Factor: 1		Analysis Time..: 16:50	Analyst ID.....: 001576	
		Instrument ID..: H1		MDL.....: 0.10		

NOTE(S):

B Estimated result. Result is less than RL.

J Method blank contamination. The associated method blank contains the target analyte at a reportable level.

Tetra Tech NUS, Inc

Client Sample ID: MSA-MW20S-080608

DISSOLVED Metals

Lot-Sample #...: A8H070118-003 Matrix.....: WQ
Date Sampled...: 08/06/08 11:15 Date Received..: 08/07/08

PARAMETER	RESULT	REPORTING LIMIT	UNITS	METHOD	PREPARATION-ANALYSIS DATE	WORK ORDER #
Prep Batch #...: 8225076						
Silver	0.0030 B	1.0	ug/L	SW846 6020	08/13-08/19/08	KTQJ61CF
		Dilution Factor: 1		Analysis Time..: 22:01	Analyst ID.....: 002260	
		Instrument ID..: I8		MDL.....: 0.0026		
Arsenic	8.3	5.0	ug/L	SW846 6020	08/13-08/19/08	KTQJ61AD
		Dilution Factor: 1		Analysis Time..: 22:01	Analyst ID.....: 002260	
		Instrument ID..: I8		MDL.....: 0.13		
Barium	22.3 J	1.0	ug/L	SW846 6020	08/13-08/19/08	KTQJ61AE
		Dilution Factor: 1		Analysis Time..: 22:01	Analyst ID.....: 002260	
		Instrument ID..: I8		MDL.....: 0.014		
Beryllium	0.18 B	1.0	ug/L	SW846 6020	08/13-08/19/08	KTQJ61AF
		Dilution Factor: 1		Analysis Time..: 22:01	Analyst ID.....: 002260	
		Instrument ID..: I8		MDL.....: 0.012		
Cadmium	ND	1.0	ug/L	SW846 6020	08/13-08/19/08	KTQJ61AG
		Dilution Factor: 1		Analysis Time..: 22:01	Analyst ID.....: 002260	
		Instrument ID..: I8		MDL.....: 0.0061		
Cobalt	3.3 J	1.0	ug/L	SW846 6020	08/13-08/19/08	KTQJ61AH
		Dilution Factor: 1		Analysis Time..: 22:01	Analyst ID.....: 002260	
		Instrument ID..: I8		MDL.....: 0.0041		
Chromium	1.8 B,J	2.0	ug/L	SW846 6020	08/13-08/19/08	KTQJ61CK
		Dilution Factor: 1		Analysis Time..: 22:01	Analyst ID.....: 002260	
		Instrument ID..: I8		MDL.....: 0.069		
Copper	ND	2.0	ug/L	SW846 6020	08/13-08/19/08	KTQJ61AJ
		Dilution Factor: 1		Analysis Time..: 22:01	Analyst ID.....: 002260	
		Instrument ID..: I8		MDL.....: 0.051		
Iron	130000 J	50.0	ug/L	SW846 6020	08/13-08/19/08	KTQJ61AK
		Dilution Factor: 1		Analysis Time..: 22:01	Analyst ID.....: 002260	
		Instrument ID..: I8		MDL.....: 1.1		
Manganese	4170 J	1.0	ug/L	SW846 6020	08/13-08/19/08	KTQJ61CA
		Dilution Factor: 1		Analysis Time..: 22:01	Analyst ID.....: 002260	
		Instrument ID..: I8		MDL.....: 0.027		

(Continued on next page)

Tetra Tech NUS, Inc

Client Sample ID: MSA-MW20S-080608

DISSOLVED Metals

Lot-Sample #...: A8H070118-003 Matrix.....: WQ

PARAMETER	RESULT	REPORTING LIMIT	UNITS	METHOD	PREPARATION-ANALYSIS DATE	WORK ORDER #
Molybdenum	ND	2.0	ug/L	SW846 6020	08/13-08/19/08	KTQJ61CC
		Dilution Factor: 1		Analysis Time..: 22:01	Analyst ID.....: 002260	
		Instrument ID..: I8		MDL.....: 0.12		
Nickel	**1.1 B,J**	**2.0**	**ug/L**	**SW846 6020**	**08/13-08/19/08**	**KTQJ61CD**
		Dilution Factor: 1		Analysis Time..: 22:01	Analyst ID.....: 002260	
		Instrument ID..: I8		MDL.....: 0.053		
Lead	**0.025 B,J**	**1.0**	**ug/L**	**SW846 6020**	**08/13-08/19/08**	**KTQJ61AL**
		Dilution Factor: 1		Analysis Time..: 22:01	Analyst ID.....: 002260	
		Instrument ID..: I8		MDL.....: 0.018		
Antimony	ND	2.0	ug/L	SW846 6020	08/13-08/19/08	KTQJ61AC
		Dilution Factor: 1		Analysis Time..: 22:01	Analyst ID.....: 002260	
		Instrument ID..: I8		MDL.....: 0.035		
Selenium	**2.3 B**	**5.0**	**ug/L**	**SW846 6020**	**08/13-08/19/08**	**KTQJ61CE**
		Dilution Factor: 1		Analysis Time..: 22:01	Analyst ID.....: 002260	
		Instrument ID..: I8		MDL.....: 0.14		
Thallium	ND	1.0	ug/L	SW846 6020	08/13-08/19/08	KTQJ61CG
		Dilution Factor: 1		Analysis Time..: 22:01	Analyst ID.....: 002260	
		Instrument ID..: I8		MDL.....: 0.11		
Vanadium	**0.86 B**	**20.0**	**ug/L**	**SW846 6020**	**08/13-08/19/08**	**KTQJ61CH**
		Dilution Factor: 1		Analysis Time..: 22:01	Analyst ID.....: 002260	
		Instrument ID..: I8		MDL.....: 0.46		
Zinc	**2.8 B,J**	**20.0**	**ug/L**	**SW846 6020**	**08/13-08/19/08**	**KTQJ61CJ**
		Dilution Factor: 1		Analysis Time..: 22:01	Analyst ID.....: 002260	
		Instrument ID..: I8		MDL.....: 0.20		
Mercury	ND	0.20	ug/L	SW846 7470A	08/13-08/15/08	KTQJ61CL
		Dilution Factor: 1		Analysis Time..: 16:42	Analyst ID.....: 001576	
		Instrument ID..: H1		MDL.....: 0.10		

NOTE(S):

B Estimated result. Result is less than RL.

J Method blank contamination. The associated method blank contains the target analyte at a reportable level.

Tetra Tech NUS, Inc

Client Sample ID: MSA-MW26D-080708

DISSOLVED Metals

Lot-Sample #...: A8H080117-004 **Matrix.....:** WG
Date Sampled...: 08/07/08 12:55 **Date Received..:** 08/08/08

PARAMETER	RESULT	REPORTING LIMIT	UNITS	METHOD	PREPARATION-ANALYSIS DATE	WORK ORDER #
Prep Batch #...: 8228024						
Silver	ND	1.0	ug/L	SW846 6020	08/15-08/21/08	KTTHR1CF
		Dilution Factor: 1		Analysis Time..: 15:50	Analyst ID.....: 002260	
		Instrument ID..: I8		MDL.....: 0.0026		
Arsenic	**7.3**	**5.0**	**ug/L**	**SW846 6020**	**08/15-08/21/08**	**KTTHR1AD**
		Dilution Factor: 1		Analysis Time..: 15:50	Analyst ID.....: 002260	
		Instrument ID..: I8		MDL.....: 0.13		
Barium	**13.5 J**	**1.0**	**ug/L**	**SW846 6020**	**08/15-08/21/08**	**KTTHR1AE**
		Dilution Factor: 1		Analysis Time..: 15:50	Analyst ID.....: 002260	
		Instrument ID..: I8		MDL.....: 0.014		
Beryllium	ND	1.0	ug/L	SW846 6020	08/15-08/22/08	KTTHR1AF
		Dilution Factor: 1		Analysis Time..: 12:29	Analyst ID.....: 002260	
		Instrument ID..: I8		MDL.....: 0.012		
Cadmium	ND	1.0	ug/L	SW846 6020	08/15-08/21/08	KTTHR1AG
		Dilution Factor: 1		Analysis Time..: 15:50	Analyst ID.....: 002260	
		Instrument ID..: I8		MDL.....: 0.0061		
Cobalt	**1.1 J**	**1.0**	**ug/L**	**SW846 6020**	**08/15-08/21/08**	**KTTHR1AH**
		Dilution Factor: 1		Analysis Time..: 15:50	Analyst ID.....: 002260	
		Instrument ID..: I8		MDL.....: 0.0041		
Chromium	**0.68 B,J**	**2.0**	**ug/L**	**SW846 6020**	**08/15-08/21/08**	**KTTHR1CK**
		Dilution Factor: 1		Analysis Time..: 15:50	Analyst ID.....: 002260	
		Instrument ID..: I8		MDL.....: 0.069		
Copper	**0.17 B,J**	**2.0**	**ug/L**	**SW846 6020**	**08/15-08/21/08**	**KTTHR1AJ**
		Dilution Factor: 1		Analysis Time..: 15:50	Analyst ID.....: 002260	
		Instrument ID..: I8		MDL.....: 0.051		
Iron	**9250 J**	**50.0**	**ug/L**	**SW846 6020**	**08/15-08/21/08**	**KTTHR1AK**
		Dilution Factor: 1		Analysis Time..: 15:50	Analyst ID.....: 002260	
		Instrument ID..: I8		MDL.....: 1.1		
Manganese	**140 J**	**1.0**	**ug/L**	**SW846 6020**	**08/15-08/21/08**	**KTTHR1CA**
		Dilution Factor: 1		Analysis Time..: 15:50	Analyst ID.....: 002260	
		Instrument ID..: I8		MDL.....: 0.027		

(Continued on next page)

Tetra Tech NUS, Inc

Client Sample ID: MSA-MW26D-080708

DISSOLVED Metals

Lot-Sample #...: A8H080117-004 Matrix.....: WG

PARAMETER	RESULT	REPORTING LIMIT	UNITS	METHOD	PREPARATION-ANALYSIS DATE	WORK ORDER #
Molybdenum	ND	2.0	ug/L	SW846 6020	08/15-08/21/08	KTTHR1CC
		Dilution Factor: 1		Analysis Time..: 15:50	Analyst ID.....: 002260	
		Instrument ID..: I8		MDL.....: 0.12		
Nickel	**2.0 J**	**2.0**	**ug/L**	**SW846 6020**	**08/15-08/21/08**	**KTTHR1CD**
		Dilution Factor: 1		Analysis Time..: 15:50	Analyst ID.....: 002260	
		Instrument ID..: I8		MDL.....: 0.053		
Lead	**0.037 B,J**	**1.0**	**ug/L**	**SW846 6020**	**08/15-08/21/08**	**KTTHR1AL**
		Dilution Factor: 1		Analysis Time..: 15:50	Analyst ID.....: 002260	
		Instrument ID..: I8		MDL.....: 0.018		
Antimony	ND	2.0	ug/L	SW846 6020	08/15-08/21/08	KTTHR1AC
		Dilution Factor: 1		Analysis Time..: 15:50	Analyst ID.....: 002260	
		Instrument ID..: I8		MDL.....: 0.035		
Selenium	ND	5.0	ug/L	SW846 6020	08/15-08/21/08	KTTHR1CE
		Dilution Factor: 1		Analysis Time..: 15:50	Analyst ID.....: 002260	
		Instrument ID..: I8		MDL.....: 0.14		
Thallium	ND	1.0	ug/L	SW846 6020	08/15-08/21/08	KTTHR1CG
		Dilution Factor: 1		Analysis Time..: 15:50	Analyst ID.....: 002260	
		Instrument ID..: I8		MDL.....: 0.11		
Vanadium	ND	20.0	ug/L	SW846 6020	08/15-08/21/08	KTTHR1CH
		Dilution Factor: 1		Analysis Time..: 15:50	Analyst ID.....: 002260	
		Instrument ID..: I8		MDL.....: 0.46		
Zinc	**12.2 B,J**	**20.0**	**ug/L**	**SW846 6020**	**08/15-08/21/08**	**KTTHR1CJ**
		Dilution Factor: 1		Analysis Time..: 15:50	Analyst ID.....: 002260	
		Instrument ID..: I8		MDL.....: 0.20		
Mercury	ND	0.20	ug/L	SW846 7470A	08/15/08	KTTHR1CL
		Dilution Factor: 1		Analysis Time..: 17:19	Analyst ID.....: 001576	
		Instrument ID..: H1		MDL.....: 0.10		

NOTE(S):

J Method blank contamination. The associated method blank contains the target analyte at a reportable level.

B Estimated result. Result is less than RL.

Tetra Tech NUS, Inc

Client Sample ID: MSA-MW26I-080708

DISSOLVED Metals

Lot-Sample #...: A8H080117-006 Matrix.....: WG
Date Sampled...: 08/07/08 14:15 Date Received..: 08/08/08

PARAMETER	RESULT	REPORTING LIMIT	UNITS	METHOD	PREPARATION-ANALYSIS DATE	WORK ORDER #
Prep Batch #...: 8228024						
Silver	ND	1.0	ug/L	SW846 6020	08/15-08/20/08	KTTHV1CF
		Dilution Factor: 1		Analysis Time..: 14:15	Analyst ID.....: 002260	
		Instrument ID..: I8		MDL.....: 0.0026		
Arsenic	**3.4 B**	**5.0**	**ug/L**	**SW846 6020**	**08/15-08/20/08**	**KTTHV1AD**
		Dilution Factor: 1		Analysis Time..: 14:15	Analyst ID.....: 002260	
		Instrument ID..: I8		MDL.....: 0.13		
Barium	**133 J**	**1.0**	**ug/L**	**SW846 6020**	**08/15-08/20/08**	**KTTHV1AE**
		Dilution Factor: 1		Analysis Time..: 14:15	Analyst ID.....: 002260	
		Instrument ID..: I8		MDL.....: 0.014		
Beryllium	**0.026 B**	**1.0**	**ug/L**	**SW846 6020**	**08/15-08/20/08**	**KTTHV1AF**
		Dilution Factor: 1		Analysis Time..: 14:15	Analyst ID.....: 002260	
		Instrument ID..: I8		MDL.....: 0.012		
Cadmium	ND	1.0	ug/L	SW846 6020	08/15-08/20/08	KTTHV1AG
		Dilution Factor: 1		Analysis Time..: 14:15	Analyst ID.....: 002260	
		Instrument ID..: I8		MDL.....: 0.0061		
Cobalt	**44.2 J**	**1.0**	**ug/L**	**SW846 6020**	**08/15-08/20/08**	**KTTHV1AH**
		Dilution Factor: 1		Analysis Time..: 14:15	Analyst ID.....: 002260	
		Instrument ID..: I8		MDL.....: 0.0041		
Chromium	**0.62 B,J**	**2.0**	**ug/L**	**SW846 6020**	**08/15-08/20/08**	**KTTHV1CK**
		Dilution Factor: 1		Analysis Time..: 14:15	Analyst ID.....: 002260	
		Instrument ID..: I8		MDL.....: 0.069		
Copper	ND	2.0	ug/L	SW846 6020	08/15-08/20/08	KTTHV1AJ
		Dilution Factor: 1		Analysis Time..: 14:15	Analyst ID.....: 002260	
		Instrument ID..: I8		MDL.....: 0.051		
Iron	**32100 J**	**50.0**	**ug/L**	**SW846 6020**	**08/15-08/20/08**	**KTTHV1AK**
		Dilution Factor: 1		Analysis Time..: 14:15	Analyst ID.....: 002260	
		Instrument ID..: I8		MDL.....: 1.1		
Manganese	**1010 J**	**1.0**	**ug/L**	**SW846 6020**	**08/15-08/20/08**	**KTTHV1CA**
		Dilution Factor: 1		Analysis Time..: 14:15	Analyst ID.....: 002260	
		Instrument ID..: I8		MDL.....: 0.027		

(Continued on next page)

Tetra Tech NUS, Inc

Client Sample ID: MSA-MW26I-080708

DISSOLVED Metals

Lot-Sample #...: A8H080117-006 **Matrix.....:** WG

PARAMETER	RESULT	REPORTING LIMIT	UNITS	METHOD	PREPARATION-ANALYSIS DATE	WORK ORDER #
Molybdenum	**0.13 B**	**2.0**	**ug/L**	**SW846 6020**	**08/15-08/20/08**	**KTTHV1CC**
		Dilution Factor: 1		Analysis Time..: 14:15	Analyst ID.....: 002260	
		Instrument ID..: I8		MDL.....: 0.12		
Nickel	**16.0 J**	**2.0**	**ug/L**	**SW846 6020**	**08/15-08/20/08**	**KTTHV1CD**
		Dilution Factor: 1		Analysis Time..: 14:15	Analyst ID.....: 002260	
		Instrument ID..: I8		MDL.....: 0.053		
Lead	ND	1.0	ug/L	SW846 6020	08/15-08/20/08	KTTHV1AL
		Dilution Factor: 1		Analysis Time..: 14:15	Analyst ID.....: 002260	
		Instrument ID..: I8		MDL.....: 0.018		
Antimony	ND	2.0	ug/L	SW846 6020	08/15-08/20/08	KTTHV1AC
		Dilution Factor: 1		Analysis Time..: 14:15	Analyst ID.....: 002260	
		Instrument ID..: I8		MDL.....: 0.035		
Selenium	**0.17 B**	**5.0**	**ug/L**	**SW846 6020**	**08/15-08/20/08**	**KTTHV1CE**
		Dilution Factor: 1		Analysis Time..: 14:15	Analyst ID.....: 002260	
		Instrument ID..: I8		MDL.....: 0.14		
Thallium	ND	1.0	ug/L	SW846 6020	08/15-08/20/08	KTTHV1CG
		Dilution Factor: 1		Analysis Time..: 14:15	Analyst ID.....: 002260	
		Instrument ID..: I8		MDL.....: 0.11		
Vanadium	**0.60 B,J**	**20.0**	**ug/L**	**SW846 6020**	**08/15-08/20/08**	**KTTHV1CH**
		Dilution Factor: 1		Analysis Time..: 14:15	Analyst ID.....: 002260	
		Instrument ID..: I8		MDL.....: 0.46		
Zinc	**2.6 B,J**	**20.0**	**ug/L**	**SW846 6020**	**08/15-08/20/08**	**KTTHV1CJ**
		Dilution Factor: 1		Analysis Time..: 14:15	Analyst ID.....: 002260	
		Instrument ID..: I8		MDL.....: 0.20		
Mercury	ND	0.20	ug/L	SW846 7470A	08/15/08	KTTHV1CL
		Dilution Factor: 1		Analysis Time..: 17:24	Analyst ID.....: 001576	
		Instrument ID..: H1		MDL.....: 0.10		

NOTE(S):

B Estimated result. Result is less than RL.

J Method blank contamination. The associated method blank contains the target analyte at a reportable level.

Tetra Tech NUS, Inc

Client Sample ID: MSA-MW26S-080708

DISSOLVED Metals

Lot-Sample #...: A8H080117-002 **Matrix.....:** WG
Date Sampled...: 08/07/08 10:45 **Date Received..:** 08/08/08

PARAMETER	RESULT	REPORTING LIMIT	UNITS	METHOD	PREPARATION-ANALYSIS DATE	WORK ORDER #
Prep Batch #...: 8228024						
Silver	ND	1.0	ug/L	SW846 6020	08/15-08/20/08	KTTHP1CF
		Dilution Factor: 1		Analysis Time..: 13:22	Analyst ID.....: 002260	
		Instrument ID..: I8		MDL.....: 0.0026		
Arsenic	**4.8 B**	**5.0**	**ug/L**	**SW846 6020**	**08/15-08/20/08**	**KTTHP1A2**
		Dilution Factor: 1		Analysis Time..: 13:22	Analyst ID.....: 002260	
		Instrument ID..: I8		MDL.....: 0.13		
Barium	**1720 J**	**1.0**	**ug/L**	**SW846 6020**	**08/15-08/20/08**	**KTTHP1A3**
		Dilution Factor: 1		Analysis Time..: 13:22	Analyst ID.....: 002260	
		Instrument ID..: I8		MDL.....: 0.014		
Beryllium	**0.026 B**	**1.0**	**ug/L**	**SW846 6020**	**08/15-08/20/08**	**KTTHP1A4**
		Dilution Factor: 1		Analysis Time..: 13:22	Analyst ID.....: 002260	
		Instrument ID..: I8		MDL.....: 0.012		
Cadmium	ND	1.0	ug/L	SW846 6020	08/15-08/20/08	KTTHP1A5
		Dilution Factor: 1		Analysis Time..: 13:22	Analyst ID.....: 002260	
		Instrument ID..: I8		MDL.....: 0.0061		
Cobalt	**0.90 B,J**	**1.0**	**ug/L**	**SW846 6020**	**08/15-08/20/08**	**KTTHP1A6**
		Dilution Factor: 1		Analysis Time..: 13:22	Analyst ID.....: 002260	
		Instrument ID..: I8		MDL.....: 0.0041		
Chromium	**2.7 J**	**2.0**	**ug/L**	**SW846 6020**	**08/15-08/20/08**	**KTTHP1CK**
		Dilution Factor: 1		Analysis Time..: 13:22	Analyst ID.....: 002260	
		Instrument ID..: I8		MDL.....: 0.069		
Copper	**0.21 B,J**	**2.0**	**ug/L**	**SW846 6020**	**08/15-08/20/08**	**KTTHP1A7**
		Dilution Factor: 1		Analysis Time..: 13:22	Analyst ID.....: 002260	
		Instrument ID..: I8		MDL.....: 0.051		
Iron	**36200 J**	**50.0**	**ug/L**	**SW846 6020**	**08/15-08/20/08**	**KTTHP1A8**
		Dilution Factor: 1		Analysis Time..: 13:22	Analyst ID.....: 002260	
		Instrument ID..: I8		MDL.....: 1.1		
Manganese	**924 J**	**1.0**	**ug/L**	**SW846 6020**	**08/15-08/21/08**	**KTTHP1CA**
		Dilution Factor: 1		Analysis Time..: 15:14	Analyst ID.....: 002260	
		Instrument ID..: I8		MDL.....: 0.027		

(Continued on next page)

Tetra Tech NUS, Inc

Client Sample ID: MSA-MW26S-080708

DISSOLVED Metals

Lot-Sample #...: A8H080117-002 Matrix.....: WG

PARAMETER	RESULT	REPORTING LIMIT	UNITS	METHOD	PREPARATION-ANALYSIS DATE	WORK ORDER #
Molybdenum	**1.1 B**	**2.0**	**ug/L**	**SW846 6020**	**08/15-08/20/08**	**KTTHP1CC**
		Dilution Factor: 1		Analysis Time..: 13:22	Analyst ID.....: 002260	
		Instrument ID..: I8		MDL.....: 0.12		
Nickel	**0.86 B,J**	**2.0**	**ug/L**	**SW846 6020**	**08/15-08/20/08**	**KTTHP1CD**
		Dilution Factor: 1		Analysis Time..: 13:22	Analyst ID.....: 002260	
		Instrument ID..: I8		MDL.....: 0.053		
Lead	**0.028 B,J**	**1.0**	**ug/L**	**SW846 6020**	**08/15-08/20/08**	**KTTHP1A9**
		Dilution Factor: 1		Analysis Time..: 13:22	Analyst ID.....: 002260	
		Instrument ID..: I8		MDL.....: 0.018		
Antimony	**0.20 B**	**2.0**	**ug/L**	**SW846 6020**	**08/15-08/20/08**	**KTTHP1A1**
		Dilution Factor: 1		Analysis Time..: 13:22	Analyst ID.....: 002260	
		Instrument ID..: I8		MDL.....: 0.035		
Selenium	**0.31 B**	**5.0**	**ug/L**	**SW846 6020**	**08/15-08/20/08**	**KTTHP1CE**
		Dilution Factor: 1		Analysis Time..: 13:22	Analyst ID.....: 002260	
		Instrument ID..: I8		MDL.....: 0.14		
Thallium	ND	1.0	ug/L	SW846 6020	08/15-08/20/08	KTTHP1CG
		Dilution Factor: 1		Analysis Time..: 13:22	Analyst ID.....: 002260	
		Instrument ID..: I8		MDL.....: 0.11		
Vanadium	**2.7 B,J**	**20.0**	**ug/L**	**SW846 6020**	**08/15-08/20/08**	**KTTHP1CH**
		Dilution Factor: 1		Analysis Time..: 13:22	Analyst ID.....: 002260	
		Instrument ID..: I8		MDL.....: 0.46		
Zinc	**1.5 B,J**	**20.0**	**ug/L**	**SW846 6020**	**08/15-08/20/08**	**KTTHP1CJ**
		Dilution Factor: 1		Analysis Time..: 13:22	Analyst ID.....: 002260	
		Instrument ID..: I8		MDL.....: 0.20		
Mercury	ND	0.20	ug/L	SW846 7470A	08/15/08	KTTHP1CL
		Dilution Factor: 1		Analysis Time..: 17:14	Analyst ID.....: 001576	
		Instrument ID..: H1		MDL.....: 0.10		

NOTE(S):

B Estimated result. Result is less than RL.

J Method blank contamination. The associated method blank contains the target analyte at a reportable level.

Tetra Tech NUS, Inc

Client Sample ID: DMW-10S-080808

General Chemistry

Lot-Sample #...: A8H090106-006 **Work Order #...:** KTWRD **Matrix.....:** WG
Date Sampled...: 08/08/08 14:00 **Date Received..:** 08/09/08

PARAMETER	RESULT	RL	UNITS	METHOD	PREPARATION-ANALYSIS DATE	PREP BATCH #
Hexavalent Chromium	ND	0.02	mg/L	SW846 7196A	08/09/08	8222124

Dilution Factor: 1 MDL.....: 0.002

Tetra Tech NUS, Inc

Client Sample ID: DMW-21D-080808

General Chemistry

Lot-Sample #...: A8H090106-004 **Work Order #...:** KTWRA **Matrix.....:** WG
Date Sampled...: 08/08/08 12:05 **Date Received..:** 08/09/08

PARAMETER	RESULT	RL	UNITS	METHOD	PREPARATION-ANALYSIS DATE	PREP BATCH #
Hexavalent Chromium	ND	0.02	mg/L	SW846 7196A	08/09/08	8222124

Dilution Factor: 1 MDL.....: 0.002

Tetra Tech NUS, Inc

Client Sample ID: DMW-21I-080808

General Chemistry

Lot-Sample #...: A8H090106-002 **Work Order #...:** KTWQ8 **Matrix.....:** WG
Date Sampled...: 08/08/08 10:15 **Date Received..:** 08/09/08

PARAMETER	RESULT	RL	UNITS	METHOD	PREPARATION-ANALYSIS DATE	PREP BATCH #
Hexavalent Chromium	ND	0.02	mg/L	SW846 7196A	08/09/08	8222124

Dilution Factor: 1 MDL.....: 0.002

Tetra Tech NUS, Inc

Client Sample ID: DMW-27DEEP-080808

General Chemistry

Lot-Sample #...: A8H090106-005 **Work Order #...:** KTWRC **Matrix.....:** WG
Date Sampled...: 08/08/08 12:21 **Date Received..:** 08/09/08

PARAMETER	RESULT	RL	UNITS	METHOD	PREPARATION-ANALYSIS DATE	PREP BATCH #
Hexavalent Chromium	ND	0.02	mg/L	SW846 7196A	08/09/08	8222124

Dilution Factor: 1 MDL.....: 0.002

Tetra Tech NUS, Inc

Client Sample ID: DMW-28I-080808

General Chemistry

Lot-Sample #...: A8H090106-003 **Work Order #...:** KTWQ9 **Matrix.....:** WG
Date Sampled...: 08/08/08 10:36 **Date Received..:** 08/09/08

PARAMETER	RESULT	RL	UNITS	METHOD	PREPARATION-ANALYSIS DATE	PREP BATCH #
Hexavalent Chromium	ND	0.02	mg/L	SW846 7196A	08/09/08	8222124

Dilution Factor: 1 MDL.....: 0.002

Tetra Tech NUS, Inc

Client Sample ID: DMW-29DEEP-080808

General Chemistry

Lot-Sample #...: A8H090106-007 **Work Order #...:** KTWRE **Matrix.....:** WG
Date Sampled...: 08/08/08 15:27 **Date Received..:** 08/09/08

PARAMETER	RESULT	RL	UNITS	METHOD	PREPARATION-ANALYSIS DATE	PREP BATCH #
Hexavalent Chromium	ND	0.02	mg/L	SW846 7196A	08/09/08	8222124

Dilution Factor: 1 MDL.....: 0.002

Tetra Tech NUS, Inc

Client Sample ID: MSA-MW15D-080608

General Chemistry

Lot-Sample #...: A8H070118-002 **Work Order #...:** KTQJ5 **Matrix.....:** WQ
Date Sampled...: 08/06/08 11:00 **Date Received..:** 08/07/08

PARAMETER	RESULT	RL	UNITS	METHOD	PREPARATION-ANALYSIS DATE	PREP BATCH #
Hexavalent Chromium	ND	0.02	mg/L	SW846 7196A	08/07/08	8220366

Dilution Factor: 1 MDL.....: 0.002

Tetra Tech NUS, Inc

Client Sample ID: MSA-MW15I-080608

General Chemistry

Lot-Sample #...: A8H070118-005 **Work Order #...:** KTQJ8 **Matrix.....:** WQ
Date Sampled...: 08/06/08 13:40 **Date Received..:** 08/07/08

PARAMETER	RESULT	RL	UNITS	METHOD	PREPARATION-ANALYSIS DATE	PREP BATCH #
Hexavalent Chromium	ND	0.02	mg/L	SW846 7196A	08/07/08	8220366

Dilution Factor: 1 MDL.....: 0.002

Tetra Tech NUS, Inc

Client Sample ID: MSA-MW15S-080608

General Chemistry

Lot-Sample #...: A8H070118-006 **Work Order #...:** KTQJ9 **Matrix.....:** WQ
Date Sampled...: 08/06/08 15:00 **Date Received..:** 08/07/08

PARAMETER	RESULT	RL	UNITS	METHOD	PREPARATION-ANALYSIS DATE	PREP BATCH #
Hexavalent Chromium	ND	0.02	mg/L	SW846 7196A	08/07/08	8220366

Dilution Factor: 1 MDL.....: 0.002

Tetra Tech NUS, Inc

Client Sample ID: MSA-MW19D-080708

General Chemistry

Lot-Sample #...: A8H080117-005 **Work Order #...:** KTTHT **Matrix.....:** WG
Date Sampled...: 08/07/08 14:14 **Date Received..:** 08/08/08

PARAMETER	RESULT	RL	UNITS	METHOD	PREPARATION-ANALYSIS DATE	PREP BATCH #
Hexavalent Chromium	ND	0.02	mg/L	SW846 7196A	08/08/08	8221427

Dilution Factor: 1 MDL.....: 0.002

Tetra Tech NUS, Inc

Client Sample ID: MSA-MW19I-080708

General Chemistry

Lot-Sample #...: A8H080117-003 **Work Order #...:** KTTHQ **Matrix.....:** WG
Date Sampled...: 08/07/08 11:46 **Date Received..:** 08/08/08

PARAMETER	RESULT	RL	UNITS	METHOD	PREPARATION-ANALYSIS DATE	PREP BATCH #
Hexavalent Chromium	ND	0.02	mg/L	SW846 7196A	08/08/08	8221427

Dilution Factor: 1 MDL.....: 0.002

Tetra Tech NUS, Inc

Client Sample ID: MSA-MW20D-080608

General Chemistry

Lot-Sample #...: A8H070118-007 **Work Order #...:** KTQKA **Matrix.....:** WQ
Date Sampled...: 08/06/08 15:07 **Date Received..:** 08/07/08

PARAMETER	RESULT	RL	UNITS	METHOD	PREPARATION-ANALYSIS DATE	PREP BATCH #
Hexavalent Chromium	ND	0.02	mg/L	SW846 7196A	08/07/08	8220366

Dilution Factor: 1 MDL.....: 0.002

Tetra Tech NUS, Inc

Client Sample ID: MSA-MW20I-080608

General Chemistry

Lot-Sample #...: A8H070118-004 **Work Order #...:** KTQJ7 **Matrix.....:** WQ
Date Sampled...: 08/06/08 12:32 **Date Received..:** 08/07/08

PARAMETER	RESULT	RL	UNITS	METHOD	PREPARATION-ANALYSIS DATE	PREP BATCH #
Hexavalent Chromium	ND	0.02	mg/L	SW846 7196A	08/07/08	8220366

Dilution Factor: 1 MDL.....: 0.002

Tetra Tech NUS, Inc

Client Sample ID: MSA-MW20S-080608

General Chemistry

Lot-Sample #...: A8H070118-003 **Work Order #...:** KTQJ6 **Matrix.....:** WQ
Date Sampled...: 08/06/08 11:15 **Date Received..:** 08/07/08

PARAMETER	RESULT	RL	UNITS	METHOD	PREPARATION-ANALYSIS DATE	PREP BATCH #
Hexavalent Chromium	ND	0.02	mg/L	SW846 7196A	08/07/08	8220366

Dilution Factor: 1 MDL.....: 0.002

Tetra Tech NUS, Inc

Client Sample ID: MSA-MW26D-080708

General Chemistry

Lot-Sample #...: A8H080117-004 **Work Order #...:** KTTHR **Matrix.....:** WG
Date Sampled...: 08/07/08 12:55 **Date Received..:** 08/08/08

PARAMETER	RESULT	RL	UNITS	METHOD	PREPARATION-ANALYSIS DATE	PREP BATCH #
Hexavalent Chromium	**0.005 B**	**0.02**	**mg/L**	**SW846 7196A**	**08/08/08**	**8221427**

Dilution Factor: 1 MDL.....: 0.002

NOTE(S):

RL Reporting Limit

B Estimated result. Result is less than RL.

Tetra Tech NUS, Inc

Client Sample ID: MSA-MW26I-080708

General Chemistry

Lot-Sample #...: A8H080117-006 **Work Order #...:** KTTHV **Matrix.....:** WG
Date Sampled...: 08/07/08 14:15 **Date Received..:** 08/08/08

PARAMETER	RESULT	RL	UNITS	METHOD	PREPARATION-ANALYSIS DATE	PREP BATCH #
Hexavalent Chromium	ND	0.02	mg/L	SW846 7196A	08/08/08	8221427

Dilution Factor: 1 MDL.....: 0.002

Tetra Tech NUS, Inc

Client Sample ID: MSA-MW26S-080708

General Chemistry

Lot-Sample #...: A8H080117-002 **Work Order #...:** KTTHP **Matrix.....:** WG
Date Sampled...: 08/07/08 10:45 **Date Received..:** 08/08/08

PARAMETER	RESULT	RL	UNITS	METHOD	PREPARATION-ANALYSIS DATE	PREP BATCH #
Hexavalent Chromium	**0.02**	**0.02**	**mg/L**	**SW846 7196A**	**08/08/08**	**8221427**

Dilution Factor: 1 MDL.....: 0.002

APPENDIX C
SUPPORT DOCUMENTATION

HOLDTIME

SDG 8H07118

SORT	UNITS	NSAMPLE	LAB_ID	QC_TYPE	SAMP_DATE	EXTR_DATE	ANAL_DATE	SMP_EXTR	EXTR_ANL	SMP_ANL
HG	UG/L	MSA-MW20D-080608	A8H070118007	NM	8/6/2008	8/13/2008	8/15/2008	7	2	9
HG	UG/L	MSA-MW26I-080708	A8H080117006	NM	8/7/2008	8/15/2008	8/15/2008	8	0	8
HG	UG/L	MSA-MW26D-080708	A8H080117004	NM	8/7/2008	8/15/2008	8/15/2008	8	0	8
HG	UG/L	MSA-MW20I-080608	A8H070118004	NM	8/6/2008	8/13/2008	8/15/2008	7	2	9
HG	UG/L	MSA-MW26S-080708	A8H080117002	NM	8/7/2008	8/15/2008	8/15/2008	8	0	8
HG	UG/L	MSA-MW19I-080708	A8H080117003	NM	8/7/2008	8/15/2008	8/15/2008	8	0	8
HG	UG/L	MSA-MW19D-080708	A8H080117005	NM	8/7/2008	8/15/2008	8/15/2008	8	0	8
HG	UG/L	MSA-MW15S-080608	A8H070118006	NM	8/6/2008	8/13/2008	8/15/2008	7	2	9
HG	UG/L	DMW-10S-080808	A8H090106006	NM	8/8/2008	8/15/2008	8/15/2008	7	0	7
HG	UG/L	MSA-MW15D-080608	A8H070118002	NM	8/6/2008	8/13/2008	8/15/2008	7	2	9
HG	UG/L	DMW-29DEEP-080808	A8H090106007	NM	8/8/2008	8/15/2008	8/15/2008	7	0	7
HG	UG/L	DMW-28I-080808	A8H090106003	NM	8/8/2008	8/15/2008	8/15/2008	7	0	7
HG	UG/L	DMW-27DEEP-080808	A8H090106005	NM	8/8/2008	8/15/2008	8/15/2008	7	0	7
HG	UG/L	DMW-21I-080808	A8H090106002	NM	8/8/2008	8/15/2008	8/15/2008	7	0	7
HG	UG/L	DMW-21D-080808	A8H090106004	NM	8/8/2008	8/15/2008	8/15/2008	7	0	7

SORT	UNITS	NSAMPLE	LAB_ID	QC_TYPE	SAMP_DATE	EXTR_DATE	ANAL_DATE	SMP_EXTR	EXTR_ANL	SMP_ANL
HG	UG/L	MSA-MW15I-080608	A8H070118005	NM	8/6/2008	8/13/2008	8/15/2008	7	2	9
HG	UG/L	MSA-MW20S-080608	A8H070118003	NM	8/6/2008	8/13/2008	8/15/2008	7	2	9
M	UG/L	MSA-MW19D-080708	A8H080117005	NM	8/7/2008	8/15/2008	8/21/2008	8	6	14
M	UG/L	MSA-MW19D-080708	A8H080117005	NM	8/7/2008	8/15/2008	8/20/2008	8	5	13
M	UG/L	MSA-MW15S-080608	A8H070118006	NM	8/6/2008	8/13/2008	8/19/2008	7	6	13
M	UG/L	MSA-MW15I-080608	A8H070118005	NM	8/6/2008	8/13/2008	8/19/2008	7	6	13
M	UG/L	MSA-MW15D-080608	A8H070118002	NM	8/6/2008	8/13/2008	8/19/2008	7	6	13
M	UG/L	DMW-29DEEP-080808	A8H090106007	NM	8/8/2008	8/15/2008	8/19/2008	7	4	11
M	UG/L	DMW-27DEEP-080808	A8H090106005	NM	8/8/2008	8/15/2008	8/19/2008	7	4	11
M	UG/L	MSA-MW19I-080708	A8H080117003	NM	8/7/2008	8/15/2008	8/20/2008	8	5	13
M	UG/L	DMW-28I-080808	A8H090106003	NM	8/8/2008	8/15/2008	8/19/2008	7	4	11
M	UG/L	MSA-MW19I-080708	A8H080117003	NM	8/7/2008	8/15/2008	8/21/2008	8	6	14
M	UG/L	MSA-MW20D-080608	A8H070118007	NM	8/6/2008	8/13/2008	8/19/2008	7	6	13
M	UG/L	MSA-MW20I-080608	A8H070118004	NM	8/6/2008	8/13/2008	8/19/2008	7	6	13
M	UG/L	MSA-MW20S-080608	A8H070118003	NM	8/6/2008	8/13/2008	8/19/2008	7	6	13
M	UG/L	MSA-MW26D-080708	A8H080117004	NM	8/7/2008	8/15/2008	8/20/2008	8	5	13
M	UG/L	MSA-MW26D-080708	A8H080117004	NM	8/7/2008	8/15/2008	8/21/2008	8	6	14
M	UG/L	MSA-MW26I-080708	A8H080117006	NM	8/7/2008	8/15/2008	8/20/2008	8	5	13

SORT	UNITS	NSAMPLE	LAB_ID	QC_TYPE	SAMP_DATE	EXTR_DATE	ANAL_DATE	SMP_EXTR	EXTR_ANL	SMP_ANL
M	UG/L	DMW-21I-080808	A8H090106002	NM	8/8/2008	8/15/2008	8/19/2008	7	4	11
M	UG/L	MSA-MW26S-080708	A8H080117002	NM	8/7/2008	8/15/2008	8/21/2008	8	6	14
M	UG/L	DMW-21D-080808	A8H090106004	NM	8/8/2008	8/15/2008	8/19/2008	7	4	11
M	UG/L	MSA-MW26S-080708	A8H080117002	NM	8/7/2008	8/15/2008	8/20/2008	8	5	13
M	UG/L	DMW-21I-080808	A8H090106002	NM	8/8/2008	8/15/2008	8/21/2008	7	6	13
M	UG/L	DMW-10S-080808	A8H090106006	NM	8/8/2008	8/15/2008	8/19/2008	7	4	11
HGF	UG/L	DMW-21I-080808	A8H090106002	NM	8/8/2008	8/15/2008	8/15/2008	7	0	7
HGF	UG/L	DMW-21D-080808	A8H090106004	NM	8/8/2008	8/15/2008	8/15/2008	7	0	7
HGF	UG/L	DMW-27DEEP-080808	A8H090106005	NM	8/8/2008	8/15/2008	8/15/2008	7	0	7
HGF	UG/L	DMW-28I-080808	A8H090106003	NM	8/8/2008	8/15/2008	8/15/2008	7	0	7
HGF	UG/L	DMW-29DEEP-080808	A8H090106007	NM	8/8/2008	8/15/2008	8/15/2008	7	0	7
HGF	UG/L	MSA-MW15D-080608	A8H070118002	NM	8/6/2008	8/13/2008	8/15/2008	7	2	9
HGF	UG/L	MSA-MW15I-080608	A8H070118005	NM	8/6/2008	8/13/2008	8/15/2008	7	2	9
HGF	UG/L	MSA-MW15S-080608	A8H070118006	NM	8/6/2008	8/13/2008	8/15/2008	7	2	9
HGF	UG/L	MSA-MW26S-080708	A8H080117002	NM	8/7/2008	8/15/2008	8/15/2008	8	0	8
HGF	UG/L	MSA-MW19I-080708	A8H080117003	NM	8/7/2008	8/15/2008	8/15/2008	8	0	8
HGF	UG/L	MSA-MW20D-080608	A8H070118007	NM	8/6/2008	8/13/2008	8/15/2008	7	2	9
HGF	UG/L	MSA-MW20I-080608	A8H070118004	NM	8/6/2008	8/13/2008	8/15/2008	7	2	9

SORT	UNITS	NSAMPLE	LAB_ID	QC_TYPE	SAMP_DATE	EXTR_DATE	ANAL_DATE	SMP_EXTR	EXTR_ANL	SMP_ANL
HGF	UG/L	MSA-MW20S-080608	A8H070118003	NM	8/6/2008	8/13/2008	8/15/2008	7	2	9
HGF	UG/L	MSA-MW26D-080708	A8H080117004	NM	8/7/2008	8/15/2008	8/15/2008	8	0	8
HGF	UG/L	MSA-MW26I-080708	A8H080117006	NM	8/7/2008	8/15/2008	8/15/2008	8	0	8
HGF	UG/L	DMW-10S-080808	A8H090106006	NM	8/8/2008	8/15/2008	8/15/2008	7	0	7
HGF	UG/L	MSA-MW19D-080708	A8H080117005	NM	8/7/2008	8/15/2008	8/15/2008	8	0	8
MF	UG/L	MSA-MW19I-080708	A8H080117003	NM	8/7/2008	8/15/2008	8/20/2008	8	5	13
MF	UG/L	MSA-MW20D-080608	A8H070118007	NM	8/6/2008	8/13/2008	8/19/2008	7	6	13
MF	UG/L	MSA-MW20I-080608	A8H070118004	NM	8/6/2008	8/13/2008	8/19/2008	7	6	13
MF	UG/L	MSA-MW20S-080608	A8H070118003	NM	8/6/2008	8/13/2008	8/19/2008	7	6	13
MF	UG/L	MSA-MW15S-080608	A8H070118006	NM	8/6/2008	8/13/2008	8/19/2008	7	6	13
MF	UG/L	MSA-MW26D-080708	A8H080117004	NM	8/7/2008	8/15/2008	8/22/2008	8	7	15
MF	UG/L	DMW-21I-080808	A8H090106002	NM	8/8/2008	8/15/2008	8/19/2008	7	4	11
MF	UG/L	MSA-MW26I-080708	A8H080117006	NM	8/7/2008	8/15/2008	8/20/2008	8	5	13
MF	UG/L	MSA-MW26D-080708	A8H080117004	NM	8/7/2008	8/15/2008	8/21/2008	8	6	14
MF	UG/L	MSA-MW15I-080608	A8H070118005	NM	8/6/2008	8/13/2008	8/19/2008	7	6	13
MF	UG/L	MSA-MW15D-080608	A8H070118002	NM	8/6/2008	8/13/2008	8/19/2008	7	6	13
MF	UG/L	DMW-29DEEP-080808	A8H090106007	NM	8/8/2008	8/15/2008	8/19/2008	7	4	11
MF	UG/L	DMW-27DEEP-080808	A8H090106005	NM	8/8/2008	8/15/2008	8/19/2008	7	4	11

SORT	UNITS	NSAMPLE	LAB_ID	QC_TYPE	SAMP_DATE	EXTR_DATE	ANAL_DATE	SMP_EXTR	EXTR_ANL	SMP_ANL
MF	UG/L	DMW-21D-080808	A8H090106004	NM	8/8/2008	8/15/2008	8/19/2008	7	4	11
MF	UG/L	DMW-10S-080808	A8H090106006	NM	8/8/2008	8/15/2008	8/19/2008	7	4	11
MF	UG/L	MSA-MW26S-080708	A8H080117002	NM	8/7/2008	8/15/2008	8/20/2008	8	5	13
MF	UG/L	MSA-MW19I-080708	A8H080117003	NM	8/7/2008	8/15/2008	8/21/2008	8	6	14
MF	UG/L	DMW-28I-080808	A8H090106003	NM	8/8/2008	8/15/2008	8/19/2008	7	4	11
MF	UG/L	MSA-MW26S-080708	A8H080117002	NM	8/7/2008	8/15/2008	8/21/2008	8	6	14
MF	UG/L	MSA-MW19D-080708	A8H080117005	NM	8/7/2008	8/15/2008	8/20/2008	8	5	13
CR6	MG/L	MSA-MW26S-080708	A8H080117002	NM	8/7/2008	8/8/2008	8/8/2008	1	0	1
CR6	MG/L	MSA-MW26I-080708	A8H080117006	NM	8/7/2008	8/8/2008	8/8/2008	1	0	1
CR6	MG/L	MSA-MW26D-080708	A8H080117004	NM	8/7/2008	8/8/2008	8/8/2008	1	0	1
CR6	MG/L	MSA-MW20S-080608	A8H070118003	NM	8/6/2008	8/7/2008	8/7/2008	1	0	1
CR6	MG/L	MSA-MW20I-080608	A8H070118004	NM	8/6/2008	8/7/2008	8/7/2008	1	0	1
CR6	MG/L	MSA-MW20D-080608	A8H070118007	NM	8/6/2008	8/7/2008	8/7/2008	1	0	1
CR6	MG/L	DMW-21I-080808	A8H090106002	NM	8/8/2008	8/9/2008	8/9/2008	1	0	1
CR6	MG/L	DMW-10S-080808	A8H090106006	NM	8/8/2008	8/9/2008	8/9/2008	1	0	1
CR6	MG/L	DMW-21D-080808	A8H090106004	NM	8/8/2008	8/9/2008	8/9/2008	1	0	1
CR6	MG/L	MSA-MW19D-080708	A8H080117005	NM	8/7/2008	8/8/2008	8/8/2008	1	0	1
CR6	MG/L	MSA-MW15S-080608	A8H070118006	NM	8/6/2008	8/7/2008	8/7/2008	1	0	1

SORT	UNITS	NSAMPLE	LAB_ID	QC_TYPE	SAMP_DATE	EXTR_DATE	ANAL_DATE	SMP_EXTR	EXTR_ANL	SMP_ANL
CR6	MG/L	MSA-MW15I-080608	A8H070118005	NM	8/6/2008	8/7/2008	8/7/2008	1	0	1
CR6	MG/L	MSA-MW15D-080608	A8H070118002	NM	8/6/2008	8/7/2008	8/7/2008	1	0	1
CR6	MG/L	DMW-29DEEP-080808	A8H090106007	NM	8/8/2008	8/9/2008	8/9/2008	1	0	1
CR6	MG/L	DMW-28I-080808	A8H090106003	NM	8/8/2008	8/9/2008	8/9/2008	1	0	1
CR6	MG/L	DMW-27DEEP-080808	A8H090106005	NM	8/8/2008	8/9/2008	8/9/2008	1	0	1
CR6	MG/L	MSA-MW19I-080708	A8H080117003	NM	8/7/2008	8/8/2008	8/8/2008	1	0	1
OS	%	MSA-MW26D-080708	A8H080117004	NM	8/7/2008	8/9/2008	8/11/2008	2	2	4
OS	%	MSA-MW15S-080608	A8H070118006	NM	8/6/2008	8/7/2008	8/8/2008	1	1	2
OS	%	DMW-10S-080808	A8H090106006	NM	8/8/2008	8/10/2008	8/12/2008	2	2	4
OS	%	DMW-21D-080808	A8H090106004	NM	8/8/2008	8/10/2008	8/12/2008	2	2	4
OS	%	DMW-21I-080808	A8H090106002	NM	8/8/2008	8/10/2008	8/12/2008	2	2	4
OS	%	DMW-27DEEP-080808	A8H090106005	NM	8/8/2008	8/10/2008	8/12/2008	2	2	4
OS	%	DMW-28I-080808	A8H090106003	NM	8/8/2008	8/10/2008	8/12/2008	2	2	4
OS	%	DMW-29DEEP-080808	A8H090106007	NM	8/8/2008	8/10/2008	8/12/2008	2	2	4
OS	%	MSA-MW26S-080708	A8H080117002	NM	8/7/2008	8/9/2008	8/11/2008	2	2	4
OS	%	MSA-MW15I-080608	A8H070118005	NM	8/6/2008	8/7/2008	8/8/2008	1	1	2
OS	%	MSA-MW26I-080708	A8H080117006	NM	8/7/2008	8/9/2008	8/11/2008	2	2	4
OS	%	MSA-MW19D-080708	A8H080117005	NM	8/7/2008	8/9/2008	8/11/2008	2	2	4

SORT	UNITS	NSAMPLE	LAB_ID	QC_TYPE	SAMP_DATE	EXTR_DATE	ANAL_DATE	SMP_EXTR	EXTR_ANL	SMP_ANL
OS	%	MSA-MW19I-080708	A8H080117003	NM	8/7/2008	8/9/2008	8/11/2008	2	2	4
OS	%	MSA-MW20D-080608	A8H070118007	NM	8/6/2008	8/7/2008	8/8/2008	1	1	2
OS	%	MSA-MW20I-080608	A8H070118004	NM	8/6/2008	8/7/2008	8/8/2008	1	1	2
OS	%	MSA-MW20S-080608DL	A8H070118003	NM	8/6/2008	8/7/2008	8/11/2008	1	4	5
OS	%	MSA-MW15D-080608	A8H070118002	NM	8/6/2008	8/7/2008	8/8/2008	1	1	2
OS	UG/L	MSA-MW15D-080608	A8H070118002	NM	8/6/2008	8/7/2008	8/8/2008	1	1	2
OS	UG/L	MSA-MW19D-080708	A8H080117005	NM	8/7/2008	8/9/2008	8/11/2008	2	2	4
OS	UG/L	DMW-21I-080808	A8H090106002	NM	8/8/2008	8/10/2008	8/12/2008	2	2	4
OS	UG/L	DMW-27DEEP-080808	A8H090106005	NM	8/8/2008	8/10/2008	8/12/2008	2	2	4
OS	UG/L	DMW-28I-080808	A8H090106003	NM	8/8/2008	8/10/2008	8/12/2008	2	2	4
OS	UG/L	DMW-29DEEP-080808	A8H090106007	NM	8/8/2008	8/10/2008	8/12/2008	2	2	4
OS	UG/L	MSA-MW15S-080608	A8H070118006	NM	8/6/2008	8/7/2008	8/8/2008	1	1	2
OS	UG/L	DMW-21D-080808	A8H090106004	NM	8/8/2008	8/10/2008	8/12/2008	2	2	4
OS	UG/L	MSA-MW26S-080708	A8H080117002	NM	8/7/2008	8/9/2008	8/11/2008	2	2	4
OS	UG/L	MSA-MW15I-080608	A8H070118005	NM	8/6/2008	8/7/2008	8/8/2008	1	1	2
OS	UG/L	MSA-MW19I-080708	A8H080117003	NM	8/7/2008	8/9/2008	8/11/2008	2	2	4
OS	UG/L	MSA-MW20D-080608	A8H070118007	NM	8/6/2008	8/7/2008	8/8/2008	1	1	2
OS	UG/L	MSA-MW20I-080608	A8H070118004	NM	8/6/2008	8/7/2008	8/8/2008	1	1	2

SORT	UNITS	NSAMPLE	LAB_ID	QC_TYPE	SAMP_DATE	EXTR_DATE	ANAL_DATE	SMP_EXTR	EXTR_ANL	SMP_ANL
OS	UG/L	MSA-MW20S-080608DL	A8H070118003	NM	8/6/2008	8/7/2008	8/11/2008	1	4	5
OS	UG/L	MSA-MW26D-080708	A8H080117004	NM	8/7/2008	8/9/2008	8/11/2008	2	2	4
OS	UG/L	MSA-MW26I-080708	A8H080117006	NM	8/7/2008	8/9/2008	8/11/2008	2	2	4
OS	UG/L	DMW-10S-080808	A8H090106006	NM	8/8/2008	8/10/2008	8/12/2008	2	2	4
OV	%	TB-080808	A8H090106001	NM	8/8/2008	8/15/2008	8/15/2008	7	0	7
OV	%	MSA-MW15S-080608DL	A8H070118006	NM	8/6/2008	8/14/2008	8/14/2008	8	0	8
OV	%	MSA-MW15D-080608	A8H070118002	NM	8/6/2008	8/14/2008	8/14/2008	8	0	8
OV	%	TB-080708	A8H080117001	NM	8/7/2008	8/15/2008	8/15/2008	8	0	8
OV	%	MSA-MW26S-080708DL	A8H080117002	NM	8/7/2008	8/15/2008	8/15/2008	8	0	8
OV	%	MSA-MW26I-080708	A8H080117006	NM	8/7/2008	8/15/2008	8/15/2008	8	0	8
OV	%	MSA-MW26D-080708	A8H080117004	NM	8/7/2008	8/15/2008	8/15/2008	8	0	8
OV	%	MSA-MW20S-080608DL	A8H070118003	NM	8/6/2008	8/14/2008	8/14/2008	8	0	8
OV	%	MSA-MW20I-080608DL	A8H070118004	NM	8/6/2008	8/14/2008	8/14/2008	8	0	8
OV	%	MSA-MW20D-080608	A8H070118007	NM	8/6/2008	8/14/2008	8/14/2008	8	0	8
OV	%	MSA-MW19I-080708DL	A8H080117003	NM	8/7/2008	8/15/2008	8/15/2008	8	0	8
OV	%	MSA-MW15I-080608DL	A8H070118005	NM	8/6/2008	8/14/2008	8/14/2008	8	0	8
OV	%	DMW-29DEEP-080808	A8H090106007	NM	8/8/2008	8/15/2008	8/15/2008	7	0	7
OV	%	DMW-28I-080808DL	A8H090106003	NM	8/8/2008	8/15/2008	8/15/2008	7	0	7

SORT	UNITS	NSAMPLE	LAB_ID	QC_TYPE	SAMP_DATE	EXTR_DATE	ANAL_DATE	SMP_EXTR	EXTR_ANL	SMP_ANL
OV	%	DMW-27DEEP-080808	A8H090106005	NM	8/8/2008	8/15/2008	8/15/2008	7	0	7
OV	%	DMW-21I-080808DL	A8H090106002	NM	8/8/2008	8/15/2008	8/15/2008	7	0	7
OV	%	DMW-21D-080808	A8H090106004	NM	8/8/2008	8/15/2008	8/15/2008	7	0	7
OV	%	DMW-10S-080808DL	A8H090106006	NM	8/8/2008	8/15/2008	8/15/2008	7	0	7
OV	%	TB-080608	A8H070118001	NM	8/6/2008	8/14/2008	8/14/2008	8	0	8
OV	%	MSA-MW19D-080708	A8H080117005	NM	8/7/2008	8/15/2008	8/15/2008	8	0	8
OV	UG/L	MSA-MW26S-080708DL	A8H080117002	NM	8/7/2008	8/15/2008	8/15/2008	8	0	8
OV	UG/L	TB-080808	A8H090106001	NM	8/8/2008	8/15/2008	8/15/2008	7	0	7
OV	UG/L	MSA-MW15S-080608DL	A8H070118006	NM	8/6/2008	8/14/2008	8/14/2008	8	0	8
OV	UG/L	DMW-10S-080808DL	A8H090106006	NM	8/8/2008	8/15/2008	8/15/2008	7	0	7
OV	UG/L	DMW-21D-080808	A8H090106004	NM	8/8/2008	8/15/2008	8/15/2008	7	0	7
OV	UG/L	DMW-21I-080808DL	A8H090106002	NM	8/8/2008	8/15/2008	8/15/2008	7	0	7
OV	UG/L	DMW-27DEEP-080808	A8H090106005	NM	8/8/2008	8/15/2008	8/15/2008	7	0	7
OV	UG/L	DMW-28I-080808DL	A8H090106003	NM	8/8/2008	8/15/2008	8/15/2008	7	0	7
OV	UG/L	DMW-29DEEP-080808	A8H090106007	NM	8/8/2008	8/15/2008	8/15/2008	7	0	7
OV	UG/L	TB-080708	A8H080117001	NM	8/7/2008	8/15/2008	8/15/2008	8	0	8
OV	UG/L	MSA-MW15I-080608DL	A8H070118005	NM	8/6/2008	8/14/2008	8/14/2008	8	0	8
OV	UG/L	TB-080608	A8H070118001	NM	8/6/2008	8/14/2008	8/14/2008	8	0	8

SORT	UNITS	NSAMPLE	LAB_ID	QC_TYPE	SAMP_DATE	EXTR_DATE	ANAL_DATE	SMP_EXTR	EXTR_ANL	SMP_ANL
OV	UG/L	MSA-MW19D-080708	A8H080117005	NM	8/7/2008	8/15/2008	8/15/2008	8	0	8
OV	UG/L	MSA-MW19I-080708DL	A8H080117003	NM	8/7/2008	8/15/2008	8/15/2008	8	0	8
OV	UG/L	MSA-MW20D-080608	A8H070118007	NM	8/6/2008	8/14/2008	8/14/2008	8	0	8
OV	UG/L	MSA-MW20I-080608DL	A8H070118004	NM	8/6/2008	8/14/2008	8/14/2008	8	0	8
OV	UG/L	MSA-MW20S-080608DL	A8H070118003	NM	8/6/2008	8/14/2008	8/14/2008	8	0	8
OV	UG/L	MSA-MW26D-080708	A8H080117004	NM	8/7/2008	8/15/2008	8/15/2008	8	0	8
OV	UG/L	MSA-MW26I-080708	A8H080117006	NM	8/7/2008	8/15/2008	8/15/2008	8	0	8
OV	UG/L	MSA-MW15D-080608	A8H070118002	NM	8/6/2008	8/14/2008	8/14/2008	8	0	8

Water

total metals

Affected Analyte	Sample	Reported Result	Qualifier	Interferent	Interferent level in ICS	Conc. ICS	Interferent Level	Est. Interference	Validation Action	Validation Action
Sb	DMW-10S-080808	0.035	u	Fe	51216.7	0.14	70700	0.19	na	na
As		16.7			51216.7	0.49	70700	0.68	na	na
Ba		21.5			51216.7	0.75	70700	1.04	na	na
Be		0.012	u		51216.7	0.018	70700	0.02	na	na
Cd		0.0061	u		51216.7	-0.59	70700	-0.81	na	UJ
Cr		0.86			51216.7	0.49	70700	0.68	J	na
Co		5.4			51216.7	0.039	70700	0.05	na	na
Cu		0.16			51216.7	0.14	70700	0.19	J	na
Pb		0.057			51216.7	0.076	70700	0.10	J	na
Mn		1590			51216.7	1	70700	1.38	na	na
Mb		0.63			51216.7	1050	70700	1449.43	J	na
Ni		2.2			51216.7	0.52	70700	0.72	J	na
Ag		0.0026	u		51216.7	0.031	70700	0.04	na	na
Zn		12.6			51216.7	0.76	70700	1.05	na	na

Affected Analyte	Sample	Reported Result	Qualifier	Interferent	Interferent level in ICS	Conc. ICS	Interferent Level	Est. Interference	Validation Action	Validation Action
Sb	DMW-21D-080808	0.048		Fe	51216.7	0.14	10700	0.03	J	na
As		2.7			51216.7	0.49	10700	0.10	na	na
Ba		34.4			51216.7	0.75	10700	0.16	na	na
Be		0.44			51216.7	0.018	10700	0.00	na	na
Cd		0.032			51216.7	-0.59	10700	-0.12	J	na
Cr		1.4			51216.7	0.49	10700	0.10	na	na
Co		15.3			51216.7	0.039	10700	0.01	na	na
Cu		0.28			51216.7	0.14	10700	0.03	J	na
Pb		0.25			51216.7	0.076	10700	0.02	na	na
Mn		168			51216.7	1	10700	0.21	na	na
Mb		0.51			51216.7	1050	10700	219.36	J	na
Ni		21.7			51216.7	0.52	10700	0.11	na	na
Ag		0.004			51216.7	0.031	10700	0.01	J	na
Zn		20.4			51216.7	0.76	10700	0.16	na	na

Affected Analyte	Sample	Reported Result	Qualifier	Interferent	Interferent level in ICS	Conc. ICS	Interferent Level	Est. Interference	Validation Action	Validation Action
Sb	DMW-21I-080808	0.076		Fe	51216.7	0.14	55700	0.15	J	na
As		7.9			51216.7	0.49	55700	0.53	na	na
Ba		28.7			51216.7	0.75	55700	0.82	na	na
Be		0.012	u		51216.7	0.018	55700	0.02	na	na
Cd		0.012			51216.7	-0.59	55700	-0.64	J	na
Cr		1			51216.7	0.49	55700	0.53	J	na
Co		4.5			51216.7	0.039	55700	0.04	na	na
Cu		0.16			51216.7	0.14	55700	0.15	J	na
Pb		2.6			51216.7	0.076	55700	0.08	na	na
Mn		1330			51216.7	1	55700	1.09	na	na
Mb		0.31			51216.7	1050	55700	1141.91	J	na
Ni		1.2			51216.7	0.52	55700	0.57	J	na
Ag		0.0026	u		51216.7	0.031	55700	0.03	na	na
Zn		8.3			51216.7	0.76	55700	0.83	na	na

Affected Analyte	Sample	Reported Result	Qualifier	Interferent	Interferent level in ICS	Conc. ICS	Interferent Level	Est. Interference	Validation Action	Validation Action

Water

Sb	DMW-27DEEP-080808	0.29		Fe	51216.7	0.14	21300	0.06	J	na
As		6.5			51216.7	0.49	21300	0.20	na	na
Ba		198			51216.7	0.75	21300	0.31	na	na
Be		2.5			51216.7	0.018	21300	0.01	na	na
Cd		0.12			51216.7	-0.59	21300	-0.25	J	na
Cr		16.4			51216.7	0.49	21300	0.20	na	na
Co		3.9			51216.7	0.039	21300	0.02	na	na
Cu		10.2			51216.7	0.14	21300	0.06	na	na
Pb		25.2			51216.7	0.076	21300	0.03	na	na
Mn		420			51216.7	1	21300	0.42	na	na
Mb		9.2			51216.7	1050	21300	436.67	J	na
Ni		14.6			51216.7	0.52	21300	0.22	na	na
Ag		0.063			51216.7	0.031	21300	0.01	J	na
Zn		78			51216.7	0.76	21300	0.32	na	na

Affected Analyte	Sample	Reported Result	Qualifier	Interferent	Interferent level in ICS	Conc. ICS	Interferent Level	Est. Interference	Validation Action	Validation Action
Sb	DMW-28I-080808	0.19		Fe	51216.7	0.14	39200	0.11	J	na
As		6.6			51216.7	0.49	39200	0.38	na	na
Ba		132			51216.7	0.75	39200	0.57	na	na
Be		0.14			51216.7	0.018	39200	0.01	na	na
Cd		0.034			51216.7	-0.59	39200	-0.45	J	na
Cr		2.9			51216.7	0.49	39200	0.38	J	na
Co		42.2			51216.7	0.039	39200	0.03	na	na
Cu		0.38			51216.7	0.14	39200	0.11	J	na
Pb		0.44			51216.7	0.076	39200	0.06	J	na
Mn		551			51216.7	1	39200	0.77	na	na
Mb		2			51216.7	1050	39200	803.64	J	na
Ni		36.9			51216.7	0.52	39200	0.40	na	na
Ag		0.03			51216.7	0.031	39200	0.02	J	na
Zn		41.3			51216.7	0.76	39200	0.58	na	na

Affected Analyte	Sample	Reported Result	Qualifier	Interferent	Interferent level in ICS	Conc. ICS	Interferent Level	Est. Interference	Validation Action	Validation Action
Sb	MSA-MW15D-080608	0.035	u	Fe	51216.7	0.14	10800	0.03	na	na
As		0.13	u		51216.7	0.49	10800	0.10	na	na
Ba		34.6			51216.7	0.75	10800	0.16	na	na
Be		0.092			51216.7	0.018	10800	0.00	na	na
Cd		0.058			51216.7	-0.59	10800	-0.12	J	na
Cr		1.7			51216.7	0.49	10800	0.10	na	na
Co		1.7			51216.7	0.039	10800	0.01	na	na
Cu		3.3			51216.7	0.14	10800	0.03	na	na
Pb		0.74			51216.7	0.076	10800	0.02	na	na
Mn		26.2			51216.7	1	10800	0.21	na	na
Mb		0.37			51216.7	1050	10800	221.41	J	na
Ni		3.9			51216.7	0.52	10800	0.11	na	na
Ag		0.014			51216.7	0.031	10800	0.01	J	na
Zn		11.4			51216.7	0.76	10800	0.16	na	na

Water

Affected Analyte	Sample	Reported Result	Qualifier	Interferent	Interferent level in ICS	Conc. ICS	Interferent Level	Est. Interference	Validation Action	Validation Action
Sb	MSA-MW15I-080608	0.035	u	Fe	51216.7	0.14	23700	0.06	na	na
As		0.82			51216.7	0.49	23700	0.23	J	na
Ba		43			51216.7	0.75	23700	0.35	na	na
Be		0.24			51216.7	0.018	23700	0.01	na	na
Cd		0.046			51216.7	-0.59	23700	-0.27	J	na
Cr		8.7			51216.7	0.49	23700	0.23	na	na
Co		39.2			51216.7	0.039	23700	0.02	na	na
Cu		0.65			51216.7	0.14	23700	0.06	na	na
Pb		0.62			51216.7	0.076	23700	0.04	na	na
Mn		396			51216.7	1	23700	0.46	na	na
Mb		1			51216.7	1050	23700	485.88	J	na
Ni		40			51216.7	0.52	23700	0.24	na	na
Ag		0.0026	u		51216.7	0.031	23700	0.01	na	na
Zn		45.5			51216.7	0.76	23700	0.35	na	na

Affected Analyte	Sample	Reported Result	Qualifier	Interferent	Interferent level in ICS	Conc. ICS	Interferent Level	Est. Interference	Validation Action	Validation Action
Sb	MSA-MW15S-080608	0.035	u	Fe	51216.7	0.14	14700	0.04	na	na
As		4.7			51216.7	0.49	14700	0.14	na	na
Ba		18.8			51216.7	0.75	14700	0.22	na	na
Be		0.97			51216.7	0.018	14700	0.01	na	na
Cd		0.4			51216.7	-0.59	14700	-0.17	J	na
Cr		6.4			51216.7	0.49	14700	0.14	na	na
Co		117			51216.7	0.039	14700	0.01	na	na
Cu		55.6			51216.7	0.14	14700	0.04	na	na
Pb		1.7			51216.7	0.076	14700	0.02	na	na
Mn		302			51216.7	1	14700	0.29	na	na
Mb		0.12	u		51216.7	1050	14700	301.37	na	na
Ni		137			51216.7	0.52	14700	0.15	na	na
Ag		0.005			51216.7	0.031	14700	0.01	J	na
Zn		119			51216.7	0.76	14700	0.22	na	na

Affected Analyte	Sample	Reported Result	Qualifier	Interferent	Interferent level in ICS	Conc. ICS	Interferent Level	Est. Interference	Validation Action	Validation Action
Sb	MSA-MW19D-080708	0.036		Fe	51216.7	0.14	24100	0.07	J	na
As		1.1			51216.7	0.49	24100	0.23	J	na
Ba		99			51216.7	0.75	24100	0.35	na	na
Be		1.6			51216.7	0.018	24100	0.01	na	na
Cd		0.015			51216.7	-0.59	24100	-0.28	J	na
Cr		8.5			51216.7	0.49	24100	0.23	na	na
Co		77.4			51216.7	0.039	24100	0.02	na	na
Cu		0.051	u		51216.7	0.14	24100	0.07	na	na
Pb		0.033			51216.7	0.076	24100	0.04	J	na
Mn		2770			51216.7	1	24100	0.47	na	na
Mb		0.12	u		51216.7	1050	24100	494.08	J	na
Ni		34.6			51216.7	0.52	24100	0.24	na	na
Ag		0.0026	u		51216.7	0.031	24100	0.01	na	na
Zn		77.3			51216.7	0.76	24100	0.36	na	na

Affected Analyte	Sample	Reported Result	Qualifier	Interferent	Interferent level in ICS	Conc. ICS	Interferent Level	Est. Interference	Validation Action	Validation Action

Water

Sb	MSA-MW19I-080708	0.14		Fe	51216.7	0.14	51800	0.14	J	na
As		4.9			51216.7	0.49	51800	0.50	J	na
Ba		64.6			51216.7	0.75	51800	0.76	na	na
Be		0.99			51216.7	0.018	51800	0.02	na	na
Cd		0.073			51216.7	-0.59	51800	-0.60	J	na
Cr		2.6			51216.7	0.49	51800	0.50	J	na
Co		62.3			51216.7	0.039	51800	0.04	na	na
Cu		0.051	u		51216.7	0.14	51800	0.14	na	na
Pb		0.11			51216.7	0.076	51800	0.08	J	na
Mn		2790			51216.7	1	51800	1.01	na	na
Mb		0.62			51216.7	1050	51800	1061.96	J	na
Ni		41.3			51216.7	0.52	51800	0.53	na	na
Ag		0.006			51216.7	0.031	51800	0.03	J	na
Zn		93.4			51216.7	0.76	51800	0.77	na	na

Affected Analyte	Sample	Reported Result	Qualifier	Interferent	Interferent level in ICS	Conc. ICS	Interferent Level	Est. Interference	Validation Action	Validation Action
Sb	MSA-MW20D-080608	0.035	u	Fe	51216.7	0.14	2460	0.01	na	na
As		1.1			51216.7	0.49	2460	0.02	na	na
Ba		132			51216.7	0.75	2460	0.04	na	na
Be		0.98			51216.7	0.018	2460	0.00	na	na
Cd		0.4			51216.7	-0.59	2460	-0.03	na	na
Cr		10.1			51216.7	0.49	2460	0.02	na	na
Co		68.6			51216.7	0.039	2460	0.00	na	na
Cu		0.77			51216.7	0.14	2460	0.01	na	na
Pb		0.058			51216.7	0.076	2460	0.00	na	na
Mn		1050			51216.7	1	2460	0.05	na	na
Mb		0.17			51216.7	1050	2460	50.43	J	na
Ni		49.9			51216.7	0.52	2460	0.02	na	na
Ag		0.0026	u		51216.7	0.031	2460	0.00	na	na
Zn		86.6			51216.7	0.76	2460	0.04	na	na

Affected Analyte	Sample	Reported Result	Qualifier	Interferent	Interferent level in ICS	Conc. ICS	Interferent Level	Est. Interference	Validation Action	Validation Action
Sb	MSA-MW20I-080608	0.2		Fe	51216.7	0.14	41300	0.11	J	na
As		2.2			51216.7	0.49	41300	0.40	J	na
Ba		29.9			51216.7	0.75	41300	0.60	na	na
Be		0.014			51216.7	0.018	41300	0.01	J	na
Cd		0.15			51216.7	-0.59	41300	-0.48	J	na
Cr		3.3			51216.7	0.49	41300	0.40	J	na
Co		4.8			51216.7	0.039	41300	0.03	na	na
Cu		2.5			51216.7	0.14	41300	0.11	na	na
Pb		5.7			51216.7	0.076	41300	0.06	na	na
Mn		1760			51216.7	1	41300	0.81	na	na
Mb		0.34			51216.7	1050	41300	846.70	J	na
Ni		1.6			51216.7	0.52	41300	0.42	J	na
Ag		0.036			51216.7	0.031	41300	0.02	J	na
Zn		9.8			51216.7	0.76	41300	0.61	na	na

Water

Affected Analyte	Sample	Reported Result	Qualifier	Interferent	Interferent level in ICS	Conc. ICS	Interferent Level	Est. Interference	Validation Action	Validation Action
Sb	MSA-MW20S-080608	0.035	u	Fe	51216.7	0.14	137000	0.37	na	na
As		8.9			51216.7	0.49	137000	1.31	J	na
Ba		24			51216.7	0.75	137000	2.01	na	na
Be		0.15			51216.7	0.018	137000	0.05	J	na
Cd		0.014			51216.7	-0.59	137000	-1.58	J	na
Cr		2			51216.7	0.49	137000	1.31	J	na
Co		3.4			51216.7	0.039	137000	0.10	na	na
Cu		0.051	u		51216.7	0.14	137000	0.37	na	na
Pb		0.24			51216.7	0.076	137000	0.20	J	na
Mn		4550			51216.7	1	137000	2.67	na	na
Mb		0.2			51216.7	1050	137000	2808.65	J	na
Ni		1.3			51216.7	0.52	137000	1.39	J	na
Ag		0.0026	u		51216.7	0.031	137000	0.08	na	na
Zn		7.4			51216.7	0.76	137000	2.03	J	na

Affected Analyte	Sample	Reported Result	Qualifier	Interferent	Interferent level in ICS	Conc. ICS	Interferent Level	Est. Interference	Validation Action	Validation Action
Sb	MSA-MW26D-080708	0.1		Fe	51216.7	0.14	8430	0.02	J	na
As		7.2			51216.7	0.49	8430	0.08	na	na
Ba		20.2			51216.7	0.75	8430	0.12	na	na
Be		0.073			51216.7	0.018	8430	0.00	na	na
Cd		0.048			51216.7	-0.59	8430	-0.10	J	na
Cr		3.8			51216.7	0.49	8430	0.08	na	na
Co		1.1			51216.7	0.039	8430	0.01	na	na
Cu		9.7			51216.7	0.14	8430	0.02	na	na
Pb		1.8			51216.7	0.076	8430	0.01	na	na
Mn		119			51216.7	1	8430	0.16	na	na
Mb		0.41			51216.7	1050	8430	172.82	J	na
Ni		2.4			51216.7	0.52	8430	0.09	na	na
Ag		0.011			51216.7	0.031	8430	0.01	J	na
Zn		13.5			51216.7	0.76	8430	0.13	na	na

Affected Analyte	Sample	Reported Result	Qualifier	Interferent	Interferent level in ICS	Conc. ICS	Interferent Level	Est. Interference	Validation Action	Validation Action
Sb	MSA-MW26I-080708	0.035	u	Fe	51216.7	0.14	33400	0.09	na	na
As		3.5			51216.7	0.49	33400	0.32	na	na
Ba		138			51216.7	0.75	33400	0.49	na	na
Be		0.031			51216.7	0.018	33400	0.01	J	na
Cd		0.012			51216.7	-0.59	33400	-0.38	J	na
Cr		0.78			51216.7	0.49	33400	0.32	J	na
Co		45.3			51216.7	0.039	33400	0.03	na	na
Cu		1.5			51216.7	0.14	33400	0.09	na	na
Pb		0.23			51216.7	0.076	33400	0.05	J	na
Mn		1040			51216.7	1	33400	0.65	na	na
Mb		0.24			51216.7	1050	33400	684.74	J	na
Ni		16			51216.7	0.52	33400	0.34	na	na
Ag		0.0026	u		51216.7	0.031	33400	0.02	na	na
Zn		3.8			51216.7	0.76	33400	0.50	J	na

Affected Analyte	Sample	Reported Result	Qualifier	Interferent	Interferent level in ICS	Conc. ICS	Interferent Level	Est. Interference	Validation Action	Validation Action

Middle River Center
SDG 8H07118
total metals

				Water						
Sb B	MSA-MW26S-080708	0.24		Fe	51216.7	0.14	31800	0.09	J	na
As		4			51216.7	0.49	31800	0.30	na	na
Ba		1610			51216.7	0.75	31800	0.47	na	na
Be B		0.029			51216.7	0.018	31800	0.01	J	na
Cd B		0.03			51216.7	-0.59	31800	-0.37	J	na
Cr		3.1			51216.7	0.49	31800	0.30	na	na
Co		0.86			51216.7	0.039	31800	0.02	na	na
Cu		4.5			51216.7	0.14	31800	0.09	na	na
Pb		0.72			51216.7	0.076	31800	0.05	na	na
X Mn		788			51216.7	1	31800	0.62	na	na
Mb B		0.65			51216.7	1050	31800	651.94	J	na
-) Ni		1.4			51216.7	0.52	31800	0.32	J	na
Ag A		0.011			51216.7	0.031	31800	0.02	J	na
Zn		11.3			51216.7	0.76	31800	0.47	na	na

Water

dissolved metals

Affected Analyte	Sample	Reported Result	Qualifier	Interferent	Interferent level in ICS	Conc. ICS	Interferent Level	Est. Interference	Validation Action	Validation Action
Sb	DMW-10S-080808	0.035	U	Fe	51216.7	0.14	69200	0.19	X	na
As		16.7			51216.7	0.49	69200	0.66	na	na
Ba		21.2			51216.7	0.75	69200	1.01	na	na
Be		0.012	u		51216.7	0.018	69200	0.02	na	na
Cd		0.0061	B		51216.7	-0.59	69200	-0.80	X	na
Cr	B	0.77			51216.7	0.49	69200	0.66	J	na
Co		5.5			51216.7	0.039	69200	0.05	na	na
Cu		0.051	u		51216.7	0.14	69200	0.19	na	na
Pb	B	0.068			51216.7	0.076	69200	0.10	J	na
Mn		1590			51216.7	1	69200	1.35	na	na
Mb		0.66			51216.7	1050	69200	1418.68	J	na
Ni		2			51216.7	0.52	69200	0.70	J	na
Ag		0.0026	u		51216.7	0.031	69200	0.04	na	na
Zn		11.4			51216.7	0.76	69200	1.03	na	na

Affected Analyte	Sample	Reported Result	Qualifier	Interferent	Interferent level in ICS	Conc. ICS	Interferent Level	Est. Interference	Validation Action	Validation Action
Sb	DMW-21D-080808	0.035	u	Fe	51216.7	0.14	10300	0.03	na	na
As		2.7			51216.7	0.49	10300	0.10	na	na
Ba		33.6			51216.7	0.75	10300	0.15	na	na
Be		0.43			51216.7	0.018	10300	0.00	na	na
Cd	B	0.022			51216.7	-0.59	10300	-0.12	J	na
Cr	B	0.42			51216.7	0.49	10300	0.10	J	na
Co		12.7			51216.7	0.039	10300	0.01	na	na
Cu		0.051	u		51216.7	0.14	10300	0.03	na	na
Pb	B	0.024			51216.7	0.076	10300	0.02	J	na
Mn		171			51216.7	1	10300	0.20	na	na
Mb		0.12	u		51216.7	1050	10300	211.16	na	na
Ni		13.6			51216.7	0.52	10300	0.10	na	na
Ag	B	0.005			51216.7	0.031	10300	0.01	J	na
Zn		11.7			51216.7	0.76	10300	0.15	na	na

Affected Analyte	Sample	Reported Result	Qualifier	Interferent	Interferent level in ICS	Conc. ICS	Interferent Level	Est. Interference	Validation Action	Validation Action
Sb	DMW-21I-080808	0.035	u	Fe	51216.7	0.14	55000	0.15	na	na
As		7.8			51216.7	0.49	55000	0.53	na	na
Ba		28.4			51216.7	0.75	55000	0.81	na	na
Be		0.012	u		51216.7	0.018	55000	0.02	na	na
Cd	B	0.007			51216.7	-0.59	55000	-0.63	J	na
Cr	B	0.94			51216.7	0.49	55000	0.53	J	na
Co		3.3			51216.7	0.039	55000	0.04	na	na
Cu		0.051	u		51216.7	0.14	55000	0.15	na	na
Pb	B	0.047			51216.7	0.076	55000	0.08	J	na
Mn		1350			51216.7	1	55000	1.07	na	na
Mb		0.23			51216.7	1050	55000	1127.56	J	na
Ni		0.97			51216.7	0.52	55000	0.56	J	na
Ag	B	0.007			51216.7	0.031	55000	0.03	J	na
Zn	B	4.8			51216.7	0.76	55000	0.82	J	na

Affected Analyte	Sample	Reported Result	Qualifier	Interferent	Interferent level in ICS	Conc. ICS	Interferent Level	Est. Interference	Validation Action	Validation Action

Water

Sb	DMW-27DEEP-080808	0.089		Fe	51216.7	0.14	4120	0.01	J	na
As		2.8			51216.7	0.49	4120	0.04	na	na
Ba		44			51216.7	0.75	4120	0.06	na	na
Be		0.44			51216.7	0.018	4120	0.00	na	na
Cd B		0.027			51216.7	-0.59	4120	-0.05	J	na
Cr		3.1			51216.7	0.49	4120	0.04	na	na
Co		0.75			51216.7	0.039	4120	0.00	na	na
Cu		2.2			51216.7	0.14	4120	0.01	na	na
Pb		4.6			51216.7	0.076	4120	0.01	na	na
Mn		107			51216.7	1	4120	0.08	na	na
Mb		8.5			51216.7	1050	4120	84.46	J	na
Ni		2.8			51216.7	0.52	4120	0.04	na	na
Ag B		0.012			51216.7	0.031	4120	0.00	J	na
Zn		18.1			51216.7	0.76	4120	0.06	na	na

Affected Analyte	Sample	Reported Result	Qualifier	Interferent	Interferent level in ICS	Conc. ICS	Interferent Level	Est. Interference	Validation Action	Validation Action
Sb	DMW-28I-080808	0.093		Fe	51216.7	0.14	40400	0.11	J	na
As		7.4			51216.7	0.49	40400	0.39	na	na
Ba		116			51216.7	0.75	40400	0.59	na	na
Be B		0.12			51216.7	0.018	40400	0.01	J	na
Cd B		0.012			51216.7	-0.59	40400	-0.47	J	na
Cr		1.8			51216.7	0.49	40400	0.39	J	na
Co		46.2			51216.7	0.039	40400	0.03	na	na
Cu		0.051	u		51216.7	0.14	40400	0.11	na	na
Pb B		0.028			51216.7	0.076	40400	0.06	J	na
Mn		572			51216.7	1	40400	0.79	na	na
Mb		2.4			51216.7	1050	40400	828.25	J	na
Ni		39.6			51216.7	0.52	40400	0.41	na	na
Ag		0.0026	u		51216.7	0.031	40400	0.02	na	na
Zn		33.9			51216.7	0.76	40400	0.60	na	na

Affected Analyte	Sample	Reported Result	Qualifier	Interferent	Interferent level in ICS	Conc. ICS	Interferent Level	Est. Interference	Validation Action	Validation Action
Sb	MSA-MW15D-080608	0.035	u	Fe	51216.7	0.14	9480	0.03	na	na
As		0.5			51216.7	0.49	9480	0.09	J	na
Ba		31			51216.7	0.75	9480	0.14	na	na
Be		0.051			51216.7	0.018	9480	0.00	na	na
Cd B		0.018			51216.7	-0.59	9480	-0.11	J	na
Cr B		0.42			51216.7	0.49	9480	0.09	J	na
Co		8.2			51216.7	0.039	9480	0.01	na	na
Cu		0.051	u		51216.7	0.14	9480	0.03	na	na
Pb B		0.035			51216.7	0.076	9480	0.01	J	na
Mn		380			51216.7	1	9480	0.19	na	na
Mb		0.52			51216.7	1050	9480	194.35	J	na
Ni		12.4			51216.7	0.52	9480	0.10	na	na
Ag B		0.01			51216.7	0.031	9480	0.01	J	na
Zn		14.2			51216.7	0.76	9480	0.14	na	na

Water

Affected Analyte	Sample	Reported Result	Qualifier	Interferent	Interferent level in ICS	Conc. ICS	Interferent Level	Est. Interference	Validation Action	Validation Action
Sb	MSA-MW15I-080608	0.035	u	Fe	51216.7	0.14	24400	0.07		na
As		7.1			51216.7	0.49	24400	0.23	na	na
Ba		44.8			51216.7	0.75	24400	0.36	na	na
Be		0.19			51216.7	0.018	24400	0.01	na	na
Cd		0.0061	u		51216.7	-0.59	24400	-0.28	na	**UJ**
Cr		8.6			51216.7	0.49	24400	0.23	na	na
Co		43			51216.7	0.039	24400	0.02	na	na
Cu		0.051	u		51216.7	0.14	24400	0.07	na	na
Pb		0.018	u		51216.7	0.076	24400	0.04	na	na
Mn		437			51216.7	1	24400	0.48	na	na
Mb		0.56			51216.7	1050	24400	500.23	**J**	na
Ni		43.4			51216.7	0.52	24400	0.25	na	na
Ag		0.0026	u		51216.7	0.031	24400	0.01	na	na
Zn		46.4			51216.7	0.76	24400	0.36	na	na

Affected Analyte	Sample	Reported Result	Qualifier	Interferent	Interferent level in ICS	Conc. ICS	Interferent Level	Est. Interference	Validation Action	Validation Action
Sb	MSA-MW15S-080608	0.035	u	Fe	51216.7	0.14	13800	0.04	na	na
As		4.6			51216.7	0.49	13800	0.13	na	na
Ba		21.4			51216.7	0.75	13800	0.20	na	na
Be		1.1			51216.7	0.018	13800	0.00	na	na
Cd		0.46			51216.7	-0.59	13800	-0.16	**J**	na
Cr		5.7			51216.7	0.49	13800	0.13	na	na
Co		128			51216.7	0.039	13800	0.01	na	na
Cu		48.6			51216.7	0.14	13800	0.04	na	na
Pb		0.86			51216.7	0.076	13800	0.02	na	na
Mn		311			51216.7	1	13800	0.27	na	na
Mb		0.12	u		51216.7	1050	13800	282.92	na	na
Ni		151			51216.7	0.52	13800	0.14	na	na
Ag		0.0026	u		51216.7	0.031	13800	0.01	na	na
Zn		131			51216.7	0.76	13800	0.20	na	na

Affected Analyte	Sample	Reported Result	Qualifier	Interferent	Interferent level in ICS	Conc. ICS	Interferent Level	Est. Interference	Validation Action	Validation Action
Sb B	MSA-MW19D-080708	0.056		Fe	51216.7	0.14	24300	0.07	**J**	na
As		1.1			51216.7	0.49	24300	0.23	**J**	na
Ba		102			51216.7	0.75	24300	0.36	na	na
Be		1.6			51216.7	0.018	24300	0.01	na	na
Cd B		0.01			51216.7	-0.59	24300	-0.28	**J**	na
Cr		9.1			51216.7	0.49	24300	0.23	na	na
Co		77.5			51216.7	0.039	24300	0.02	na	na
Cu		0.051	u		51216.7	0.14	24300	0.07	na	na
Pb B		0.03			51216.7	0.076	24300	0.04	**J**	na
Mn		3120			51216.7	1	24300	0.47	na	na
Mb		0.12	u		51216.7	1050	24300	498.18	na	na
Ni		33.8			51216.7	0.52	24300	0.25	na	na
Ag		0.0026	u		51216.7	0.031	24300	0.01	na	na
Zn		74.3			51216.7	0.76	24300	0.36	na	na

Affected Analyte	Sample	Reported Result	Qualifier	Interferent	Interferent level in ICS	Conc. ICS	Interferent Level	Est. Interference	Validation Action	Validation Action

Water

Sb B	MSA-MW19I-080708	0.096		Fe	51216.7	0.14	51700	0.14	J	na
As		4.5			51216.7	0.49	51700	0.49	J	na
Ba		63.6			51216.7	0.75	51700	0.76	na	na
Be		0.9			51216.7	0.018	51700	0.02	na	na
Cd B		0.048			51216.7	-0.59	51700	-0.60	J	na
Cr B		2.2			51216.7	0.49	51700	0.49	J	na
Co		63.6			51216.7	0.039	51700	0.04	na	na
Cu		0.051	u		51216.7	0.14	51700	0.14	na	na
Pb B		0.037			51216.7	0.076	51700	0.08	J	na
Mn		2810			51216.7	1	51700	1.01	na	na
Mb B		0.27			51216.7	1050	51700	1059.91	J	na
Ni		41.8			51216.7	0.52	51700	0.52	na	na
Ag		0.0026	u		51216.7	0.031	51700	0.03	na	na
Zn		99.8			51216.7	0.76	51700	0.77	na	na

Affected Analyte	Sample	Reported Result	Qualifier	Interferent	Interferent level in ICS	Conc. ICS	Interferent Level	Est. Interference	Validation Action	Validation Action
Sb	MSA-MW20D-080608	0.035	u	Fe	51216.7	0.14	2480	0.01	na	na
As		1.2			51216.7	0.49	2480	0.02	na	na
Ba		134			51216.7	0.75	2480	0.04	na	na
Be		1.1			51216.7	0.018	2480	0.00	na	na
Cd		0.32			51216.7	-0.59	2480	-0.03	na	na
Cr		10			51216.7	0.49	2480	0.02	na	na
Co		68.2			51216.7	0.039	2480	0.00	na	na
Cu		0.051	u		51216.7	0.14	2480	0.01	na	na
Pb		0.018	u		51216.7	0.076	2480	0.00	na	na
Mn		1060			51216.7	1	2480	0.05	na	na
Mb		0.12	u		51216.7	1050	2480	50.84	na	na
Ni		45.9			51216.7	0.52	2480	0.03	na	na
Ag B		0.003			51216.7	0.031	2480	0.00	J	na
Zn		73.6			51216.7	0.76	2480	0.04	na	na

Affected Analyte	Sample	Reported Result	Qualifier	Interferent	Interferent level in ICS	Conc. ICS	Interferent Level	Est. Interference	Validation Action	Validation Action
Sb	MSA-MW20I-080608	0.035	u	Fe	51216.7	0.14	37400	0.10	na	na
As B		2			51216.7	0.49	37400	0.36	J	na
Ba		21.3			51216.7	0.75	37400	0.55	na	na
Be		0.012	u		51216.7	0.018	37400	0.01	na	na
Cd		0.0061	u		51216.7	-0.59	37400	-0.43	na	UJ
Cr B		0.35			51216.7	0.49	37400	0.36	J	na
Co		5.4			51216.7	0.039	37400	0.03	na	na
Cu		0.051	u		51216.7	0.14	37400	0.10	na	na
Pb		0.018	u		51216.7	0.076	37400	0.06	na	na
Mn		2010			51216.7	1	37400	0.73	na	na
Mb		0.12	u		51216.7	1050	37400	766.74	na	na
Ni		1.1			51216.7	0.52	37400	0.38	J	na
Ag		0.0026	u		51216.7	0.031	37400	0.02	na	na
Zn B		4.1			51216.7	0.76	37400	0.55	J	na

Water

Affected Analyte	Sample	Reported Result	Qualifier	Interferent	Interferent level in ICS	Conc. ICS	Interferent Level	Est. Interference	Validation Action	Validation Action
Sb	MSA-MW20S-080608	0.035		Fe	51216.7	0.14	130000	0.36		na
As		8.3			51216.7	0.49	130000	1.24	J	na
Ba		22.3			51216.7	0.75	130000	1.90	na	na
Be		0.18			51216.7	0.018	130000	0.05	J	na
Cd		0.0061	u		51216.7	-0.59	130000	-1.50	na	UJ
Cr		1.8			51216.7	0.49	130000	1.24	J	na
Co		3.3			51216.7	0.039	130000	0.10	na	na
Cu		0.051	u		51216.7	0.14	130000	0.36	na	na
Pb		0.025			51216.7	0.076	130000	0.19	J	na
Mn		4170			51216.7	1	130000	2.54	na	na
Mb		0.12	u		51216.7	1050	130000	2665.15	na	na
Ni		1.1			51216.7	0.52	130000	1.32	J	na
Ag		0.003			51216.7	0.031	130000	0.08	J	na
Zn		2.8			51216.7	0.76	130000	1.93	J	na

Affected Analyte	Sample	Reported Result	Qualifier	Interferent	Interferent level in ICS	Conc. ICS	Interferent Level	Est. Interference	Validation Action	Validation Action
Sb	MSA-MW26D-080708	0.035	u	Fe	51216.7	0.14	9250	0.03	na	na
As		7.3			51216.7	0.49	9250	0.09	na	na
Ba		13.5			51216.7	0.75	9250	0.14	na	na
Be		0.012	u		51216.7	0.018	9250	0.00	na	na
Cd		0.0061	u		51216.7	-0.59	9250	-0.11	na	UJ
Cr		0.68			51216.7	0.49	9250	0.09	J	na
Co		1.1			51216.7	0.039	9250	0.01	na	na
Cu		0.17			51216.7	0.14	9250	0.03	J	na
Pb		0.037			51216.7	0.076	9250	0.01	J	na
Mn		140			51216.7	1	9250	0.18	na	na
Mb		0.12	u		51216.7	1050	9250	189.64	na	na
Ni		2			51216.7	0.52	9250	0.09	na	na
Ag		0.0026	u		51216.7	0.031	9250	0.01	na	na
Zn		12.2			51216.7	0.76	9250	0.14	na	na

Affected Analyte	Sample	Reported Result	Qualifier	Interferent	Interferent level in ICS	Conc. ICS	Interferent Level	Est. Interference	Validation Action	Validation Action
Sb	MSA-MW26I-080708	0.035	u	Fe	51216.7	0.14	32100	0.09	na	na
As		3.4			51216.7	0.49	32100	0.31	na	na
Ba		133			51216.7	0.75	32100	0.47	na	na
Be		0.026			51216.7	0.018	32100	0.01	J	na
Cd		0.0061	u		51216.7	-0.59	32100	-0.37	na	UJ
Cr		0.62			51216.7	0.49	32100	0.31	J	na
Co		44.2			51216.7	0.039	32100	0.02	na	na
Cu		0.051	u		51216.7	0.14	32100	0.09	na	na
Pb		0.018	u		51216.7	0.076	32100	0.05	na	na
Mn		1010			51216.7	1	32100	0.63	na	na
Mb		0.13			51216.7	1050	32100	658.09	J	na
Ni		16			51216.7	0.52	32100	0.33	na	na
Ag		0.0026	u		51216.7	0.031	32100	0.02	na	na
Zn		2.6			51216.7	0.76	32100	0.48	J	na

Affected Analyte	Sample	Reported Result	Qualifier	Interferent	Interferent level in ICS	Conc. ICS	Interferent Level	Est. Interference	Validation Action	Validation Action

Water

Sb	MSA-MW26S-080708	0.2		Fe	51216.7	0.14	36200	0.10	J	na
As		4.8			51216.7	0.49	36200	0.35	na	na
Ba		1720			51216.7	0.75	36200	0.53	na	na
Be		0.026			51216.7	0.018	36200	0.01	J	na
Cd		0.0061	u		51216.7	-0.59	36200	-0.42	na	UJ
Cr		2.7			51216.7	0.49	36200	0.35	J	na
Co		0.9			51216.7	0.039	36200	0.03	na	na
Cu		0.21			51216.7	0.14	36200	0.10	J	na
Pb		0.028			51216.7	0.076	36200	0.05	J	na
Mn		924			51216.7	1	36200	0.71	na	na
Mo		1.1			51216.7	1050	36200	742.14	J	na
Ni		0.86			51216.7	0.52	36200	0.37	J	na
Ag		0.0026	u		51216.7	0.031	36200	0.02	na	na
Zn		1.5			51216.7	0.76	36200	0.54	J	na

CASE NARRATIVE

8H07118

The following report contains the analytical results for eleven water samples and nine quality control samples submitted to TestAmerica North Canton by Tetra Tech NUS Inc. from the Martin State Airport Site. The samples were received August 07, 2008, August 08, 2008 and August 09, 2008, according to documented sample acceptance procedures.

This SDG consists of (3) laboratory ID's: A8H070118, A8H080117, and A8H090106.

TestAmerica utilizes USEPA approved methods in all analytical work. The samples presented in this report were analyzed for the parameter(s) listed on the analytical methods summary page in accordance with the method(s) indicated. Preliminary results were provided to Michael Martin, Tobrena Skeen, and Tony Apanavage on August 21, 2008, and August 22, 2008. A summary of QC data for these analyses is included at the back of the report.

TestAmerica North Canton attests to the validity of the laboratory data generated by TestAmerica facilities reported herein. All analyses performed by TestAmerica facilities were done using established laboratory SOPs that incorporate QA/QC procedures described in the applicable methods. TestAmerica's operations groups have reviewed the data for compliance with the laboratory QA/QC plan, and data have been found to be compliant with laboratory protocols unless otherwise noted below.

Any reference within this document to Severn Trent Laboratories, Inc. or STL, should be understood to refer to TestAmerica Laboratories, Inc. (formerly known as Severn Trent Laboratories, Inc.)

The test results in this report meet all NELAP requirements for parameters for which accreditation is required or available. Any exceptions to NELAP requirements are noted in this report. Pursuant to NELAP, this report may not be reproduced, except in full, without the written approval of the laboratory.

Please refer to the Quality Control Elements Narrative following this case narrative for additional quality control information.

If you have any questions, please call the Project Manager, Patrick J. O'Meara, at 330-497-9396.

This report is sequentially paginated. The final page of the report is labeled as "END OF REPORT."

CASE NARRATIVE (continued)

SUPPLEMENTAL QC INFORMATION

SAMPLE RECEIVING

The coolers were received at temperatures ranging from 0.0 to 2.6°C.

GC/MS VOLATILES

The sample(s) that contained concentrations of target analyte(s) at a reportable level in the associated Method Blank(s) were flagged with "B". All target analytes in the Method Blank must be below the reporting limit (RL) or the associated sample(s) must be ND with the exception of common laboratory contaminants.

The sample(s) that contain results between the MDL and the RL were flagged with "J". There is a possibility of false positive or mis-identification at these quantitation levels. In analytical methods requiring confirmation of the analyte reported, confirmation was performed only down to the standard reporting limit (SRL). The acceptance criteria for QC samples may not be met at these quantitation levels.

2-Chloroethyl vinyl ether cannot be reliably recovered in an acid preserved sample.

GC/MS SEMIVOLATILES

The matrix spike/matrix spike duplicate(s) for batch(es) 8220251 had RPD's and recoveries outside acceptance limits. However, since the associated method blank(s) and laboratory control sample(s) were in control, no corrective action was necessary.

METALS

The sample(s) that contain results between the MDL and the RL were flagged with "B". There is the possibility of false positive or mis-identification at these quantitation levels. The acceptance criteria for the ICB, CCB, and Method Blank are +/- the standard reporting limit (SRL).

The sample(s) that contained concentrations of target analyte(s) at a reportable level in the associated Method Blank(s) were flagged with "J". Refer to the sample report pages for the affected analyte(s).

Matrix spike recovery and relative percent difference (RPD) data were not calculated for some analytes for MSA-MW26S-080708 and DMW-21I-080808 due to the sample concentration reading greater than four times the spike amount. See the Matrix Spike

Report for the affected analytes which will be flagged with "NC, MSB".

CASE NARRATIVE (continued)

METALS (continued)

The matrix spike/matrix spike duplicate(s) for MSA-MW26S-080708 had recoveries outside acceptance limits. However, since the associated method blank(s) and laboratory control sample(s) were in control, no corrective action was necessary.

No ICP MS Form IX was provided for batch(es) 8225076. The serial dilution was performed on a different sample from the same QC batch(es).

GENERAL CHEMISTRY

The sample(s) that contain results between the MDL and the RL were flagged with "B". There is the possibility of false positive or mis-identification at these quantitation levels. The acceptance criteria for the ICB, CCB, and Method Blank are +/- the standard reporting limit (SRL).

The matrix spike/matrix spike duplicate(s) for DMW-28I-080808 had recoveries outside acceptance limits. However, since the associated method blank(s) and laboratory control sample(s) were in control, no corrective action was necessary.

QUALITY CONTROL ELEMENTS NARRATIVE

TestAmerica North Canton conducts a quality assurance/quality control (QA/QC) program designed to provide scientifically valid and legally defensible data. Toward this end, several types of quality control indicators are incorporated into the QA/QC program, which is described in detail in QA Policy, QA-003. These indicators are introduced into the sample testing process to provide a mechanism for the assessment of the analytical data.

QC BATCH

Environmental samples are taken through the testing process in groups called QUALITY CONTROL BATCHES (QC batches). A QC batch contains up to twenty environmental samples of a similar matrix (water, soil) that are processed using the same reagents and standards. TestAmerica North Canton requires that each environmental sample be associated with a QC batch.

Several quality control samples are included in each QC batch and are processed identically to the twenty environmental samples.

For SW846/RCRA methods, QC samples include a METHOD BLANK (MB), a LABORATORY CONTROL SAMPLE (LCS) and, where appropriate, a MATRIX SPIKE/MATRIX SPIKE DUPLICATE (MS/MSD) pair or a MATRIX SPIKE/SAMPLE DUPLICATE (MS/DU) pair. If there is insufficient sample to perform an MS/MSD or an MS/DU, then a LABORATORY CONTROL SAMPLE DUPLICATE (LCSD) is included in the QC batch.

For 600 series/CWA methods, QC samples include a METHOD BLANK (MB), a LABORATORY CONTROL SAMPLE (LCS) and, where appropriate, a MATRIX SPIKE (MS). An MS is prepared and analyzed at a 10% frequency for GC Methods and at a 5% frequency for GC/MS methods.

LABORATORY CONTROL SAMPLE

The Laboratory Control Sample is a QC sample that is created by adding known concentrations of a full or partial set of target analytes to a matrix similar to that of the environmental samples in the QC batch. Multi peak responders may not be included in the target spike list due to co-elution. The LCS analyte recovery results are used to monitor the analytical process and provide evidence that the laboratory is performing the method within acceptable guidelines. All control analytes indicated by a bold type in the LCS must meet acceptance criteria. Failure to meet the established recovery guidelines requires the repreparation and reanalysis of all samples in the QC batch. Comparison of only the failed parameters from the first batch are evaluated. The only exception to the rework requirement is that if the LCS recoveries are biased high and the associated sample is ND (non-detected) for the parameter(s) of interest, the batch is acceptable.

At times, a Laboratory Control Sample Duplicate (LCSD) is also included in the QC batch. An LCSD is a QC sample that is created and handled identically to the LCS. Analyte recovery data from the LCSD is assessed in the same way as that of the LCS. The LCSD recoveries, together with the LCS recoveries, are used to determine the reproducibility (precision) of the analytical system. Precision data are expressed as relative percent differences (RPDs). If the RPD fails for an LCS/LCSD and yet the recoveries are within acceptance criteria, the batch is still acceptable.

METHOD BLANK

The Method Blank is a QC sample consisting of all the reagents used in analyzing the environmental samples contained in the QC batch. Method Blank results are used to determine if interference or contamination in the analytical system could lead to the reporting of false positive data or elevated analyte concentrations. All target analytes must be below the reporting limits (RL) or the associated sample(s) must be ND except under the following circumstances:

- Common organic contaminants may be present at concentrations up to 5 times the reporting limits. Common metals contaminants may be present at concentrations up to 2 times the reporting limit, or the reported blank concentration must be twenty fold less than the concentration reported in the associated environmental samples. (See common laboratory contaminants listed in the table.)

Volatile (GC or GC/MS)	Semivolatile (GC/MS)	Metals ICP-MS	Metals ICP Trace
Methylene Chloride, Acetone, 2-Butanone	Phthalate Esters	Copper, Iron, Zinc, Lead, Calcium, Magnesium, Potassium, Sodium, Barium, Chromium, Manganese	Copper, Iron, Zinc, Lead

- Organic blanks will be accepted if compounds detected in the blank are present in the associated samples at levels 10 times the blank level. Inorganic blanks will be accepted if elements detected in the blank are present in the associated samples at 20 times the blank level.

- Blanks will be accepted if the compounds/elements detected are not present in any of the associated environmental samples.

Failure to meet these Method Blank criteria requires the repreparation and reanalysis of all samples in the QC batch.

MATRIX SPIKE/MATRIX SPIKE DUPLICATE

A Matrix Spike and a Matrix Spike Duplicate are a pair of environmental samples to which known concentrations of a full or partial set of target analytes are added. The MS/MSD results are determined in the same manner as the results of the environmental sample used to prepare the MS/MSD. The analyte recoveries and the relative percent differences (RPDs) of the recoveries are calculated and used to evaluate the effect of the sample matrix on the analytical results. Due to the potential variability of the matrix of each sample, the MS/MSD results may not have an immediate bearing on any samples except the one spiked; therefore, the associated batch MS/MSD may not reflect the same compounds as the samples contained in the analytical report. When these MS/MSD results fail to meet acceptance criteria, the data is evaluated. If the LCS is within acceptance criteria, the batch is considered acceptable.

For certain methods, a Matrix Spike/Sample Duplicate (MS/DU) may be included in the QC batch in place of the MS/MSD. For the parameters (i.e. pH, ignitability) where it is not possible to prepare a spiked sample, a Sample Duplicate may be included in the QC batch. However, a Sample Duplicate is less likely to provide usable precision statistics depending on the likelihood of finding concentrations below the standard reporting limit. When the Sample Duplicate result fails to meet acceptance criteria, the data is evaluated.

For certain methods (600 series methods/CWA), a Matrix Spike is required in place of a Matrix Spike/Matrix Spike Duplicate (MS/MSD) or Matrix Spike/Sample Duplicate (MS/DU).

The acceptance criteria do not apply to samples that are diluted.

SURROGATE COMPOUNDS

In addition to these batch-related QC indicators, each organic environmental and QC sample is spiked with surrogate compounds. Surrogates are organic chemicals that behave similarly to the analytes of interest and that are rarely present in the environment. Surrogate recoveries are used to monitor the individual performance of a sample in the analytical system.

If surrogate recoveries are biased high in the LCS, LCSD, or the Method Blank, and the associated sample(s) are ND, the batch is acceptable. Otherwise, if the LCS, LCSD, or Method Blank surrogate(s) fail to meet recovery criteria, the entire sample batch is reprepared and reanalyzed. If the surrogate recoveries are outside criteria for environmental samples, the samples will be reprepared and reanalyzed unless there is objective evidence of matrix interference or if the sample dilution is greater than the threshold outlined in the associated method SOP.

The acceptance criteria do not apply to samples that are diluted. All other surrogate recoveries will be reported.

For the GC/MS BNA methods, the surrogate criterion is that two of the three surrogates for each fraction must meet acceptance criteria. The third surrogate must have a recovery of ten percent or greater.

For the Pesticide and PCB methods, the surrogate criterion is that one of two surrogate compounds must meet acceptance criteria. The second surrogate must have a recovery of 10% or greater.

Chain of Custody Record

TAL-4124 (1007)

Temperature on Receipt _____

Drinking Water? Yes ☐ No ☐

TestAmerica

THE LEADER IN ENVIRONMENTAL TESTING

Client: TEtra Tech NUS	Project Manager: Tony Apanavage	Date: 8-6-08	Chain of Custody Number: 093929
Address: 20257 Century Blvd ST 200	Telephone Number (Area Code)/Fax Number: (301) 528.3021	Lab Number:	Page 1 of 1
City: Germantown; State: MD; Zip Code: 20874	Site Contact: Walt Pryor; Lab Contact: Pat O'meara		
Project Name and Location (State): Martin State Airport	Carrier/Waybill Number:		
Contract/Purchase Order/Quote No.:			

Analysis (Attach list if more space is needed)

Sample I.D. No. and Description (Containers for each sample may be combined on one line)	Date	Time	Matrix: Air	Aqueous	Sed.	Soil	Containers & Preservatives: Unpres.	H2SO4	HNO3	HCl	NaOH	ZnAc/NaOH	VOCs	Tot. metals	Diss metals	1,4 Dioxane	Hex Chrome	Special Instructions/ Conditions of Receipt
TB-080608	8-6-08	0730		X						X			X					
MSA-MW15D-080608		1100		X			X		X	X			X	X	X	X	X	
MSA-MW20S-080608		1115		X			X		X	X			X	X	X	X	X	
MSA-MW20I-080608		1232		X			X		X	X			X	X	X	X	X	
MSA-MW15I-080608		1340		X			X		X	X			X	X	X	X	X	
MSA-MW15S-080608		1500		X			X		X	X			X	X	X	X	X	
MSA-MW20D-080608		1507		X			X		X	X			X	X	X	X	X	

Possible Hazard Identification: ☐ Non-Hazard ☐ Flammable ☐ Skin Irritant ☐ Poison B ☐ Unknown

Sample Disposal: ☐ Return To Client ☐ Disposal By Lab ☐ Archive For _____ Months (A fee may be assessed if samples are retained longer than 1 month)

Turn Around Time Required: ☐ 24 Hours ☐ 48 Hours ☐ 7 Days ☐ 14 Days ☐ 21 Days ☐ Other _____

QC Requirements (Specify)

	Date	Time		Date	Time
1. Relinquished By: [signature]	8-6-08	1700	1. Received By: [signature]	8-6-08	1700
2. Relinquished By:			2. Received By: [signature]	8/7/08	0920
3. Relinquished By:			3. Received By:		

Comments

DISTRIBUTION: WHITE - Returned to Client with Report; CANARY - Stays with the Sample; PINK - Field Copy

North Canton

33

Chain of Custody Record

Temperature on Receipt _____

Drinking Water? Yes ☐ No ☐

TestAmerica
THE LEADER IN ENVIRONMENTAL TESTING

TAL-4124 (1007)

Client	Project Manager	Date	Chain of Custody Number
Tetra Tech NUS	Tony Annavazzo	8-7-08	093930
Address	**Telephone Number (Area Code)/Fax Number**	**Lab Number**	**Page 1 of 1**
20251 Century Blvd STE 200	(301) 528-3021		
City / **State** / **Zip Code**	**Site Contact**	**Lab Contact**	
Germantown / MD / 20874	Walt Pagan	Pat O'meara	
Project Name and Location (State)	**Carrier/Waybill Number**		
Martin State Airport			
Contract/Purchase Order/Quote No.			

Sample I.D. No. and Description (Containers for each sample may be combined on one line)	Date	Time	Matrix: Air	Aqueous	Sed.	Soil	Containers & Preservatives: Unpres.	H2SO4	HNO3	HCl	NaOH	ZnAc/ NaOH	Analysis: VOCs	TAL Metals	Diss metals	1,4 Dioxane	Hex Chrome	Special Instructions/ Conditions of Receipt
TB-080708	8-7-08	0730		X						X			X					
MSA-MW26S-080708		1045		X			X		X	X			X	X	X	X	X	
MSA-MW19I-080708		1146		X			X		X	X			X	X	X	X	X	
MSA-MW26D-080708		1255		X			X		X	X			X	X	X	X	X	
MSA-MW19D-080708		1414		X			X		X	X			X	X	X	X	X	
MSA-MW26I-080708	↓	1415		X			X		X	X			X	X	X	X	X	

Possible Hazard Identification
☐ Non-Hazard ☐ Flammable ☐ Skin Irritant ☐ Poison B ☐ Unknown

Sample Disposal
☐ Return To Client ☐ Disposal By Lab ☐ Archive For _____ Months (A fee may be assessed if samples are retained longer than 1 month)

Turn Around Time Required
☐ 24 Hours ☐ 48 Hours ☐ 7 Days ☐ 14 Days ☐ 21 Days ☐ Other _____

QC Requirements (Specify)

	Date	Time		Date	Time
1. Relinquished By: Walter Pagan	8-7-08	1700	1. Received By: Alana Mangum	8/8/08	900
2. Relinquished By			2. Received By		
3. Relinquished By			3. Received By		

Comments

DISTRIBUTION: WHITE - Returned to Client with Report; CANARY - Stays with the Sample; PINK - Field Copy

North Canton

Chain of Custody Record

Temperature on Receipt _____

Drinking Water? Yes ☐ No ☐

TestAmerica
THE LEADER IN ENVIRONMENTAL TESTING

TAL-4124 (1007)

Client	Project Manager	Date	Chain of Custody Number
Tetra Tech NUS	Tony Aparavage	8-8-08	093932
Address	**Telephone Number (Area Code)/Fax Number**	**Lab Number**	**Page** 1 of 1
20251 Century Blvd STE 200	(301) 528-3021		
City / **State** / **Zip Code**	**Site Contact**	**Lab Contact**	
Germantown / MD / 20874	Walt Payne	Pat O'Meara	
Project Name and Location (State)	**Carrier/Waybill Number**		
Martin State Airport			
Contract/Purchase Order/Quote No.			

Sample I.D. No. and Description (Containers for each sample may be combined on one line)	Date	Time	Matrix: Air	Aqueous	Sed.	Soil	Containers & Preservatives: Unpres.	H2SO4	HNO3	HCl	NaOH	ZnAc/ NaOH	Analysis: VOCs	TAL metals	Diss Metals	1,4 Dioxane	Hex Chrom	Special Instructions/ Conditions of Receipt
TB-080808	8-8-08	0730		X						X			X					
Dmw-21I-080808		1015		X			X		X	X			X	X	X	X	X	
Dmw-29I-080808		1036		X			X		X	X			X	X	X	X	X	
Dmw-210-080808		1205		X			X		X	X			X	X	X	X	X	
Dmw-27 Deep-080808		1221		X			X		X	X			X	X	X	X	X	
Dmw-105-080808		1400		X			X		X	X			X	X	X	X	X	
Dmw-29 Deep-080808		1527		X			X		X	X			X	X	X	X	X	

Possible Hazard Identification
☐ Non-Hazard ☐ Flammable ☐ Skin Irritant ☐ Poison B ☐ Unknown

Sample Disposal
☐ Return To Client ☐ Disposal By Lab ☐ Archive For _____ Months
(A fee may be assessed if samples are retained longer than 1 month)

Turn Around Time Required
☐ 24 Hours ☐ 48 Hours ☐ 7 Days ☐ 14 Days ☐ 21 Days ☐ Other _____

QC Requirements (Specify)

	Date	Time		Date	Time
1. Relinquished By: Walt Payne	8-8-08	1630	1. Received By:	8-9-08	0915
2. Relinquished By			2. Received By		
3. Relinquished By			3. Received By		

Comments

DISTRIBUTION: WHITE - Returned to Client with Report; CANARY - Stays with the Sample; PINK - Field Copy

North Canton

TestAmerica North Canton

Metals Data Reporting Form

Initial Calibration Verification Standard

Instrument: CVAA **Units:** ug/L

Chart Number: hg10815a.prn **Acceptable Range:** 90% - 110%

Standard Source: Ultra **Standard ID:**

Element	WL/ Mass	True Conc	Ck5ICV 08/15/08 11:48 AM Found	% Rec	Found	% Rec	Found	% Rec	Found	% Rec	Found	% Rec
Mercury	253.7	2.5	2.53	**101.0**								

TestAmerica North Canton

Metals Data Reporting Form

Continuing Calibration Verification

Instrument: CVAA **Units:** ug/L

Chart Number: hg10815a.prn **Acceptable Range:** 80% - 120%

Standard Source: Ultra **Standard ID:**

Element	WL/ Mass	True Conc	Ck2CCV 08/15/08 11:52 AM Found	% Rec	Ck2CCV 08/15/08 12:06 PM Found	% Rec	Ck2CCV 08/15/08 12:20 PM Found	% Rec	Ck2CCV 08/15/08 12:47 PM Found	% Rec	Ck2CCV 08/15/08 1:01 PM Found	% Rec
Mercury	253.7	5.0	5.06	**101.3**	5.09	**101.7**	5.05	**101.1**	4.97	**99.4**	5.00	**100.0**

TestAmerica North Canton

Metals Data Reporting Form

Continuing Calibration Verification

Instrument: CVAA **Units:** ug/L

Chart Number: hg10815a.prn **Acceptable Range:** 80% - 120%

Standard Source: Ultra **Standard ID:**

Element	WL/ Mass	True Conc	Ck2CCV 08/15/08 1:16 PM Found	% Rec	Ck2CCV 08/15/08 1:30 PM Found	% Rec	Ck2CCV 08/15/08 1:46 PM Found	% Rec	Ck2CCV 08/15/08 2:00 PM Found	% Rec	Ck2CCV 08/15/08 2:07 PM Found	% Rec
Mercury	253.7	5.0	4.95	**98.9**	5.03	**100.6**	5.01	**100.1**	4.94	**98.8**	4.98	**99.6**

TestAmerica North Canton

Metals Data Reporting Form

Continuing Calibration Verification

Instrument: CVAA **Units:** ug/L

Chart Number: hg10815a.prn **Acceptable Range:** 80% - 120%

Standard Source: Ultra **Standard ID:**

Element	WL/ Mass	True Conc	Ck2CCV 08/15/08 2:53 PM Found	% Rec	Ck2CCV 08/15/08 3:00 PM Found	% Rec	Ck2CCV 08/15/08 3:10 PM Found	% Rec	Ck2CCV 08/15/08 3:15 PM Found	% Rec	Ck2CCV 08/15/08 3:52 PM Found	% Rec
Mercury	253.7	5.0	5.09	**101.9**	4.90	**97.9**	4.98	**99.7**	4.85	**97.0**	5.16	**103.2**

TestAmerica North Canton

Metals Data Reporting Form

Continuing Calibration Verification

Instrument: CVAA

Units: ug/L

Chart Number: hg10815a.prn

Acceptable Range: 80% - 120%

Standard Source: Ultra

Standard ID:

Element	WL/ Mass	True Conc	Ck2CCV 08/15/08 4:07 PM		Ck2CCV 08/15/08 4:21 PM		Ck2CCV 08/15/08 4:37 PM		Ck2CCV 08/15/08 4:52 PM		Ck2CCV 08/15/08 5:06 PM	
			Found	% Rec	Found	% Rec	Found	% Rec	Found	% Rec	Found	% Rec
Mercury	253.7	5.0	5.04	**100.8**	5.10	**101.9**	5.00	**100.1**	4.97	**99.5**	5.01	**100.2**

TestAmerica North Canton

Metals Data Reporting Form

Continuing Calibration Verification

Instrument: CVAA

Units: ug/L

Chart Number: hg10815a.prn

Acceptable Range: 80% - 120%

Standard Source: Ultra

Standard ID:

Element	WL/ Mass	True Conc	Ck2CCV 08/15/08 5:21 PM Found	% Rec	Ck2CCV 08/15/08 5:37 PM Found	% Rec	Ck2CCV 08/15/08 5:52 PM Found	% Rec	Found	% Rec	Found	% Rec
Mercury	253.7	5.0	4.99	**99.8**	4.97	**99.5**	4.98	**99.6**				

TestAmerica North Canton

Metals Data Reporting Form

Initial Calibration Blank Results

Instrument: CVAA **Units:** ug/L

Chart Number: hg10815a.prn

Standard Source: _____ **Standard ID:** _____

Element	WL/ Mass	Report Limit	Ck4ICB 08/15/08 11:49 AM Found	Q	Found	Q	Found	Q	Found	Q	Found	Q
Mercury	253.7	0.2	0.1	U								

5.04.5

U Result is less than the IDL

B Result is between IDL and RL

Form 3 Equivalent

TestAmerica North Canton

Metals Data Reporting Form

Continuing Calibration Blank Results

Instrument: CVAA **Units:** ug/L

Chart Number: hg10815a.prn

Standard Source: _____ **Standard ID:** _____

Element	WL/ Mass	Report Limit	Ck1CCB 08/15/08 11:53 AM Found	Q	Ck1CCB 08/15/08 12:08 PM Found	Q	Ck1CCB 08/15/08 12:22 PM Found	Q	Ck1CCB 08/15/08 12:48 PM Found	Q	Ck1CCB 08/15/08 1:02 PM Found	Q
Mercury	253.7	0.2	0.1	U	0.1	U	0.1	U	**-0.1**	**B**	0.1	U

U Result is less than the IDL

B Result is between IDL and RL

TestAmerica North Canton

Metals Data Reporting Form

Continuing Calibration Blank Results

Instrument: CVAA **Units:** ug/L

Chart Number: hg10815a.prn

Standard Source: _____ **Standard ID:** _____

Element	WL/ Mass	Report Limit	Ck1CCB 08/15/08 1:17 PM Found	Q	Ck1CCB 08/15/08 1:32 PM Found	Q	Ck1CCB 08/15/08 1:47 PM Found	Q	Ck1CCB 08/15/08 2:01 PM Found	Q	Ck1CCB 08/15/08 2:08 PM Found	Q
Mercury	253.7	0.2	**-0.2**	**B**	0.1	U	0.1	U	**-0.1**	**B**	**-0.1**	**B**

U Result is less than the IDL

B Result is between IDL and RL

TestAmerica North Canton

Metals Data Reporting Form

Continuing Calibration Blank Results

Instrument: CVAA **Units:** ug/L

Chart Number: hg10815a.prn

Standard Source: _____ **Standard ID:** _____

Element	WL/ Mass	Report Limit	Ck1CCB 08/15/08 2:54 PM Found	Q	Ck1CCB 08/15/08 3:01 PM Found	Q	Ck1CCB 08/15/08 3:11 PM Found	Q	Ck1CCB 08/15/08 3:17 PM Found	Q	Ck1CCB 08/15/08 3:53 PM Found	Q
Mercury	253.7	0.2	**-0.1**	**B**	**-0.2**	**B**	0.1	U	0.1	U	0.1	U

U Result is less than the IDL

B Result is between IDL and RL

Form 3 Equivalent

TestAmerica North Canton

Metals Data Reporting Form

Continuing Calibration Blank Results

Instrument: CVAA **Units:** ug/L

Chart Number: hg10815a.prn

Standard Source: _____ **Standard ID:** _____

Element	WL/ Mass	Report Limit	Ck1CCB 08/15/08 4:08 PM		Ck1CCB 08/15/08 4:23 PM		Ck1CCB 08/15/08 4:38 PM		Ck1CCB 08/15/08 4:54 PM		Ck1CCB 08/15/08 5:08 PM	
			Found	Q	Found	Q	Found	Q	Found	Q	Found	Q
Mercury	253.7	0.2	0.1	U	0.1	U	**-0.1**	**B**	0.1	U	0.1	U

U Result is less than the IDL

B Result is between IDL and RL

TestAmerica North Canton

Metals Data Reporting Form

Continuing Calibration Blank Results

Instrument: CVAA **Units:** ug/L

Chart Number: hg10815a.prn

Standard Source: _____ **Standard ID:** _____

Element	WL/ Mass	Report Limit	Ck1CCB 08/15/08 5:22 PM Found	Q	Ck1CCB 08/15/08 5:38 PM Found	Q	Ck1CCB 08/15/08 5:53 PM Found	Q	Found	Q	Found	Q
Mercury	253.7	0.2	0.1	U	0.1	U	0.1	U				

U Result is less than the IDL

B Result is between IDL and RL

TestAmerica North Canton

Metals Data Reporting Form

Contract Required Detection Limit Standard

Instrument: CVAA **Units:** ug/L

Chart Number: hg10815a.prn **Acceptable Range:** 50% - 150%

Standard Source: Ultra **Standard ID:**

Element	WL/ Mass	True Conc	Ck3CRA\MRL 08/15/08 11:50 AM Found	% Rec	Found	% Rec	Found	% Rec	Found	% Rec	Found	% Rec
Mercury	253.7	0.2	0.16	**80.0**								

TestAmerica North Canton

Metals Data Reporting Form

Initial Calibration Verification Standard

Instrument: ICPMS

Units: ug/L

Chart Number: I80819A.csv

Acceptable Range: 90% - 110%

Standard Source: _____

Standard ID: _____

Element	WL/ Mass	True Conc	ICV 08/19/08 2:35 PM Found	% Rec	Found	% Rec	Found	% Rec	Found	% Rec	Found	% Rec
Antimony	121	80.0	81.48	**101.8**								
Arsenic	75	80.0	80.38	**100.5**								
Barium	137	80.0	78.26	**97.8**								
Beryllium	9	80.0	82.50	**103.1**								
Cadmium	111	80.0	82.12	**102.6**								
Chromium	52	80.0	80.30	**100.4**								
Cobalt	59	80.0	80.43	**100.5**								
Copper	65	80.0	84.11	**105.1**								
Iron	56	20000.0	20006.67	**100.0**								
Lead	208	80.0	78.89	**98.6**								
Manganese	55	400.0	410.43	**102.6**								
Molybdenum	95	80.0	84.90	**106.1**								
Nickel	60	80.0	83.07	**103.8**								
Selenium	78	80.0	81.61	**102.0**								
Silver	107	80.0	84.01	**105.0**								
Thallium	205	80.0	79.27	**99.1**								
Vanadium	51	80.0	81.43	**101.8**								
Zinc	66	80.0	84.08	**105.1**								

TestAmerica North Canton

Metals Data Reporting Form

Continuing Calibration Verification

Instrument: ICPMS

Units: ug/L

Chart Number: I80819A.csv

Acceptable Range: 90% - 110%

Standard Source: _____

Standard ID: _____

Element	WL/ Mass	True Conc	CCV 08/19/08 3:09 PM		CCV 2 08/19/08 5:02 PM		CCV 3 08/19/08 5:58 PM		CCV 4 08/19/08 6:54 PM		CCV 5 08/19/08 7:51 PM	
			Found	% Rec	Found	% Rec	Found	% Rec	Found	% Rec	Found	% Rec
Antimony	121	100.0	100.40	**100.4**	98.01	**98.0**	98.71	**98.7**	99.41	**99.4**	100.96	**101.0**
Arsenic	75	100.0	100.22	**100.2**	100.15	**100.2**	100.62	**100.6**	100.11	**100.1**	100.25	**100.3**
Barium	137	100.0	98.40	**98.4**	98.47	**98.5**	98.58	**98.6**	99.99	**100.0**	99.61	**99.6**
Beryllium	9	100.0	105.30	**105.3**	106.43	**106.4**	104.40	**104.4**	104.07	**104.1**	102.01	**102.0**
Cadmium	111	100.0	104.63	**104.6**	100.22	**100.2**	101.68	**101.7**	102.35	**102.4**	102.10	**102.1**
Chromium	52	100.0	101.99	**102.0**	99.00	**99.0**	99.37	**99.4**	100.53	**100.5**	100.43	**100.4**
Cobalt	59	100.0	102.26	**102.3**	101.70	**101.7**	101.87	**101.9**	101.79	**101.8**	101.92	**101.9**
Copper	65	100.0	105.77	**105.8**	103.43	**103.4**	104.77	**104.8**	103.83	**103.8**	104.83	**104.8**
Iron	56	25000.0	25200.00	**100.8**	24793.33	**99.2**	25206.67	**100.8**	25476.67	**101.9**	24930.00	**99.7**
Lead	208	100.0	100.06	**100.1**	99.24	**99.2**	99.70	**99.7**	99.03	**99.0**	98.80	**98.8**
Manganese	55	500.0	496.13	**99.2**	480.03	**96.0**	502.77	**100.6**	500.00	**100.0**	511.57	**102.3**
Molybdenum	95	100.0	107.40	**107.4**	106.17	**106.2**	104.43	**104.4**	106.00	**106.0**	105.57	**105.6**
Nickel	60	100.0	103.33	**103.3**	103.37	**103.4**	102.70	**102.7**	102.17	**102.2**	104.20	**104.2**
Selenium	78	100.0	99.78	**99.8**	101.13	**101.1**	100.17	**100.2**	99.96	**100.0**	100.36	**100.4**
Silver	107	100.0	104.87	**104.9**	101.08	**101.1**	101.85	**101.8**	101.64	**101.6**	103.00	**103.0**
Thallium	205	100.0	99.27	**99.3**	98.42	**98.4**	98.63	**98.6**	97.57	**97.6**	98.55	**98.6**
Vanadium	51	100.0	101.50	**101.5**	99.76	**99.8**	100.70	**100.7**	99.93	**99.9**	99.31	**99.3**
Zinc	66	100.0	104.57	**104.6**	101.48	**101.5**	100.51	**100.5**	102.17	**102.2**	104.43	**104.4**

TestAmerica North Canton

Metals Data Reporting Form

Continuing Calibration Verification

Instrument: ICPMS

Units: ug/L

Chart Number: I80819A.csv

Acceptable Range: 90% - 110%

Standard Source:

Standard ID:

Element	WL/ Mass	True Conc	CCV 6 08/19/08 8:48 PM Found	% Rec	CCV 7 08/19/08 9:39 PM Found	% Rec	CCV 8 08/19/08 10:30 PM Found	% Rec	CCV 9 08/19/08 11:22 PM Found	% Rec	Found	% Rec
Antimony	121	100.0	100.09	**100.1**	101.03	**101.0**	101.47	**101.5**	100.20	**100.2**		
Arsenic	75	100.0	100.11	**100.1**	99.56	**99.6**	99.52	**99.5**	100.47	**100.5**		
Barium	137	100.0	99.05	**99.1**	99.70	**99.7**	100.97	**101.0**	99.89	**99.9**		
Beryllium	9	100.0	97.74	**97.7**	99.99	**100.0**	99.22	**99.2**	99.71	**99.7**		
Cadmium	111	100.0	102.03	**102.0**	102.57	**102.6**	103.47	**103.5**	101.79	**101.8**		
Chromium	52	100.0	99.70	**99.7**	99.76	**99.8**	100.15	**100.1**	100.47	**100.5**		
Cobalt	59	100.0	100.43	**100.4**	99.60	**99.6**	100.23	**100.2**	99.37	**99.4**		
Copper	65	100.0	102.93	**102.9**	101.69	**101.7**	103.03	**103.0**	102.43	**102.4**		
Iron	56	25000.0	25153.33	**100.6**	25076.67	**100.3**	25223.33	**100.9**	25203.33	**100.8**		
Lead	208	100.0	99.46	**99.5**	99.72	**99.7**	99.94	**99.9**	99.92	**99.9**		
Manganese	55	500.0	537.47	**107.5**	532.53	**106.5**	531.63	**106.3**	543.77	**108.8**		
Molybdenum	95	100.0	105.50	**105.5**	105.13	**105.1**	106.77	**106.8**	106.03	**106.0**		
Nickel	60	100.0	101.61	**101.6**	100.74	**100.7**	101.53	**101.5**	101.10	**101.1**		
Selenium	78	100.0	102.03	**102.0**	99.86	**99.9**	98.64	**98.6**	99.54	**99.5**		
Silver	107	100.0	101.57	**101.6**	101.79	**101.8**	103.47	**103.5**	102.50	**102.5**		
Thallium	205	100.0	98.31	**98.3**	98.59	**98.6**	98.80	**98.8**	98.13	**98.1**		
Vanadium	51	100.0	99.26	**99.3**	100.18	**100.2**	100.52	**100.5**	100.25	**100.3**		
Zinc	66	100.0	103.87	**103.9**	103.30	**103.3**	103.37	**103.4**	103.07	**103.1**		

TestAmerica North Canton

Metals Data Reporting Form

Initial Calibration Blank Results

Instrument: ICPMS **Units:** ug/L

Chart Number: I80819A.csv

Standard Source: _____ **Standard ID:** _____

Element	WL/ Mass	Report Limit	ICB 08/19/08 2:42 PM Found	Q	Found	Q	Found	Q	Found	Q	Found	Q
Antimony	121	2	0.035	U								
Arsenic	75	5	**-0.14**	**B**								
Barium	137	1	0.014	U								
Beryllium	9	1	0.012	U								
Cadmium	111	1	0.0061	U								
Chromium	52	2	0.069	U								
Cobalt	59	1	0.0041	U								
Copper	65	2	0.051	U								
Iron	56	50	1.1	U								
Lead	208	1	**0.035**	**B**								
Manganese	55	1	0.027	U								
Molybdenum	95	2	0.12	U								
Nickel	60	2	0.053	U								
Selenium	78	5	0.14	U								
Silver	107	1	0.0026	U								
Thallium	205	1	**0.14**	**B**								
Vanadium	51	20	0.46	U								
Zinc	66	20	0.2	U								

U Result is less than the IDL

B Result is between IDL and RL

Form 3 Equivalent

TestAmerica North Canton

Metals Data Reporting Form

Continuing Calibration Blank Results

Instrument: ICPMS **Units:** ug/L

Chart Number: I80819A.csv

Standard Source: _____ **Standard ID:** _____

Element	WL/ Mass	Report Limit	CCB 08/19/08 3:15 PM Found	Q	CCB 2 08/19/08 5:08 PM Found	Q	CCB 3 08/19/08 6:03 PM Found	Q	CCB 4 08/19/08 6:59 PM Found	Q	CCB 5 08/19/08 7:57 PM Found	Q
Antimony	121	2	0.035	U	0.035	U	0.035	U	0.035	U	0.035	U
Arsenic	75	5	**-0.18**	**B**	0.13	U	0.13	U	0.13	U	**0.15**	**B**
Barium	137	1	0.014	U	**0.023**	**B**	**0.015**	**B**	**0.04**	**B**	**0.03**	**B**
Beryllium	9	1	0.012	U	**0.027**	**B**	0.012	U	**0.021**	**B**	0.012	U
Cadmium	111	1	**0.0077**	**B**	**0.055**	**B**	**0.031**	**B**	**0.054**	**B**	**0.044**	**B**
Chromium	52	2	0.069	U	0.069	U	**-0.072**	**B**	0.069	U	0.069	U
Cobalt	59	1	**0.0073**	**B**	**0.031**	**B**	**0.021**	**B**	**0.045**	**B**	**0.03**	**B**
Copper	65	2	0.051	U	0.051	U	0.051	U	0.051	U	**0.074**	**B**
Iron	56	50	**2**	**B**	**14.7**	**B**	**12.8**	**B**	**17.4**	**B**	**15.4**	**B**
Lead	208	1	**0.039**	**B**	**0.029**	**B**	0.018	U	**0.039**	**B**	**0.032**	**B**
Manganese	55	1	0.027	U	**0.14**	**B**	**0.21**	**B**	**0.24**	**B**	**0.28**	**B**
Molybdenum	95	2	0.12	U	0.12	U	0.12	U	0.12	U	0.12	U
Nickel	60	2	0.053	U	0.053	U	0.053	U	0.053	U	0.053	U
Selenium	78	5	**0.15**	**B**	**0.26**	**B**	0.14	U	**0.18**	**B**	**0.24**	**B**
Silver	107	1	**0.0087**	**B**	**0.036**	**B**	**0.028**	**B**	**0.038**	**B**	**0.042**	**B**
Thallium	205	1	**0.14**	**B**	**0.14**	**B**	**0.12**	**B**	**0.14**	**B**	**0.17**	**B**
Vanadium	51	20	0.46	U	**0.83**	**B**	0.46	U	0.46	U	0.46	U
Zinc	66	20	0.2	U	0.2	U	0.2	U	0.2	U	0.2	U

Batch 82280.9

5.04.5

U Result is less than the IDL

B Result is between IDL and RL

Form 3 Equivalent

TestAmerica North Canton

Metals Data Reporting Form

Continuing Calibration Blank Results

Instrument: ICPMS **Units:** ug/L

Chart Number: I80819A.csv

Standard Source: _____ **Standard ID:** _____

Element	WL/ Mass	Report Limit	CCB 6 08/19/08 8:53 PM Found	Q	CCB 7 08/19/08 9:45 PM Found	Q	CCB 8 08/19/08 10:35 PM Found	Q	CCB 9 08/19/08 11:27 PM Found	Q	Found	Q
Antimony	121	2	0.035	U	0.035	U	**-0.042**	**B**	0.035	U		
Arsenic	75	5	0.13	U	0.13	U	0.13	U	0.13	U		
Barium	137	1	**0.026**	**B**	**0.038**	**B**	**0.057**	**B**	**0.056**	**B**		
Beryllium	9	1	0.012	U	0.012	U	**0.012**	**B**	**0.014**	**B**		
Cadmium	111	1	**0.037**	**B**	**0.071**	**B**	**0.056**	**B**	**0.075**	**B**		
Chromium	52	2	0.069	U	0.069	U	0.069	U	0.069	U		
Cobalt	59	1	**0.049**	**B**	**0.041**	**B**	**0.04**	**B**	**0.055**	**B**		
Copper	65	2	**0.076**	**B**	0.051	U	0.051	U	0.051	U		
Iron	56	50	**16.5**	**B**	**17.2**	**B**	**18.6**	**B**	**20.4**	**B**		
Lead	208	1	**0.028**	**B**	**0.029**	**B**	**0.04**	**B**	**0.041**	**B**		
Manganese	55	1	**0.34**	**B**	**0.37**	**B**	**0.41**	**B**	**0.43**	**B**		
Molybdenum	95	2	0.12	U	0.12	U	0.12	U	0.12	U		
Nickel	60	2	**0.089**	**B**	0.053	U	**0.078**	**B**	**0.059**	**B**		
Selenium	78	5	0.14	U	0.14	U	0.14	U	0.14	U		
Silver	107	1	**0.048**	**B**	**0.046**	**B**	**0.045**	**B**	**0.055**	**B**		
Thallium	205	1	**0.14**	**B**	**0.17**	**B**	**0.15**	**B**	**0.17**	**B**		
Vanadium	51	20	0.46	U	0.46	U	0.46	U	0.46	U		
Zinc	66	20	0.2	U	0.2	U	0.2	U	0.2	U		

Batch
8 JJ5076

U Result is less than the IDL
B Result is between IDL and RL

TestAmerica North Canton

Metals Data Reporting Form

Contract Required Detection Limit Standard

Instrument: ICPMS **Units:** ug/L

Chart Number: I80819A.csv **Acceptable Range:** 50% - 150%

Standard Source: **Standard ID:**

Element	WL/ Mass	True Conc	CRI 08/19/08 2:45 PM Found	% Rec	Found	% Rec	Found	% Rec	Found	% Rec	Found	% Rec
Antimony	121	2.0	1.95	**97.3**								
Arsenic	75	2.0	1.95	**97.3**								
Barium	137	1.0	0.92	**92.4**								
Beryllium	9	1.0	1.08	**108.0**								
Cadmium	111	0.5	0.55	**110.5**								
Chromium	52	2.0	2.02	**101.1**								
Cobalt	59	1.0	1.04	**104.4**								
Copper	65	2.0	2.32	**116.0**								
Iron	56	20.0	27.87	**139.3**								
Lead	208	1.0	0.98	**97.7**								
Manganese	55	1.0	1.16	**116.4**								
Molybdenu	95	10.0	9.99	**99.9**								
Nickel	60	2.0	2.47	**123.4**								
Selenium	78	2.0	1.95	**97.4**								
Silver	107	0.5	0.56	**111.9**								
Thallium	205	1.0	0.98	**97.6**								
Vanadium	51	5.0	5.14	**102.9**								
Zinc	66	10.0	10.63	**106.3**								

Batch
822507 6
822801 9

TestAmerica North Canton

Metals Data Reporting Form

Initial Calibration Verification Standard

Instrument: ICPMS **Units:** ug/L

Chart Number: I80820A.csv **Acceptable Range:** 90% - 110%

Standard Source: _____ **Standard ID:** _____

Element	WL/ Mass	True Conc	ICV 08/20/08 9:03 AM Found	% Rec	Found	% Rec	Found	% Rec	Found	% Rec	Found	% Rec
Antimony	121	80.0	82.38	**103.0**								
Arsenic	75	80.0	80.73	**100.9**								
Barium	137	80.0	81.37	**101.7**								
Beryllium	9	80.0	78.01	**97.5**								
Cadmium	111	80.0	83.62	**104.5**								
Chromium	52	80.0	79.49	**99.4**								
Cobalt	59	80.0	79.08	**98.8**								
Copper	65	80.0	82.34	**102.9**								
Iron	56	20000.0	19773.33	**98.9**								
Lead	208	80.0	78.54	**98.2**								
Manganese	55	400.0	413.93	**103.5**								
Molybdenum	95	80.0	84.88	**106.1**								
Nickel	60	80.0	81.90	**102.4**								
Selenium	78	80.0	81.99	**102.5**								
Silver	107	80.0	84.93	**106.2**								
Thallium	205	80.0	78.12	**97.7**								
Vanadium	51	80.0	79.49	**99.4**								
Zinc	66	80.0	82.64	**103.3**								

TestAmerica North Canton

Metals Data Reporting Form

Continuing Calibration Verification

Instrument: ICPMS **Units:** ug/L

Chart Number: I80820A.csv **Acceptable Range:** 90% - 110%

Standard Source: _____ **Standard ID:** _____

Element	WL/ Mass	True Conc	CCV 08/20/08 9:28 AM Found	% Rec	CCV 3 08/20/08 12:06 PM Found	% Rec	CCV 4 08/20/08 1:01 PM Found	% Rec	CCV 5 08/20/08 1:57 PM Found	% Rec	CCV 6 08/20/08 2:51 PM Found	% Rec
Antimony	121	100.0	101.70	**101.7**	100.87	**100.9**	100.96	**101.0**	100.57	**100.6**	99.74	**99.7**
Arsenic	75	100.0	100.46	**100.5**	100.43	**100.4**	100.47	**100.5**	100.83	**100.8**	100.17	**100.2**
Barium	137	100.0	98.99	**99.0**	99.52	**99.5**	98.23	**98.2**	98.10	**98.1**	99.35	**99.4**
Beryllium	9	100.0	102.10	**102.1**	97.32	**97.3**	95.85	**95.9**	97.76	**97.8**	101.67	**101.7**
Cadmium	111	100.0	102.33	**102.3**	102.27	**102.3**	102.93	**102.9**	101.87	**101.9**	102.60	**102.6**
Chromium	52	100.0	98.71	**98.7**	98.12	**98.1**	98.10	**98.1**	98.42	**98.4**	98.35	**98.4**
Cobalt	59	100.0	100.22	**100.2**	97.84	**97.8**	97.14	**97.1**	99.18	**99.2**	97.47	**97.5**
Copper	65	100.0	103.07	**103.1**	99.69	**99.7**	98.91	**98.9**	100.43	**100.4**	101.18	**101.2**
Iron	56	25000.0	24926.67	**99.7**	24856.67	**99.4**	25183.33	**100.7**	25300.00	**101.2**	25553.33	**102.2**
Lead	208	100.0	99.15	**99.2**	98.08	**98.1**	97.85	**97.9**	96.47	**96.5**	97.03	**97.0**
Manganese	55	500.0	503.97	**100.8**	554.67	**110.9**	566.23	**113.2**	545.27	**109.1**	496.57	**99.3**
Molybdenum	95	100.0	105.20	**105.2**	104.10	**104.1**	104.37	**104.4**	104.03	**104.0**	104.33	**104.3**
Nickel	60	100.0	102.21	**102.2**	99.99	**100.0**	98.40	**98.4**	100.50	**100.5**	100.83	**100.8**
Selenium	78	100.0	101.17	**101.2**	101.82	**101.8**	103.10	**103.1**	99.83	**99.8**	103.27	**103.3**
Silver	107	100.0	103.83	**103.8**	101.20	**101.2**	101.50	**101.5**	102.67	**102.7**	102.23	**102.2**
Thallium	205	100.0	97.85	**97.9**	96.44	**96.4**	97.14	**97.1**	96.05	**96.1**	97.53	**97.5**
Vanadium	51	100.0	98.65	**98.7**	96.16	**96.2**	97.12	**97.1**	97.92	**97.9**	96.47	**96.5**
Zinc	66	100.0	102.03	**102.0**	103.00	**103.0**	100.58	**100.6**	102.16	**102.2**	103.50	**103.5**

TestAmerica North Canton

Metals Data Reporting Form

Initial Calibration Blank Results

Instrument: ICPMS **Units:** ug/L

Chart Number: I80820A.csv

Standard Source: _____ **Standard ID:** _____

Element	WL/ Mass	Report Limit	ICB 08/20/08 9:09 AM Found	Q	Found	Q	Found	Q	Found	Q	Found	Q
Antimony	121	2	**0.056**	**B**								
Arsenic	75	5	0.13	U								
Barium	137	1	0.014	U								
Beryllium	9	1	0.012	U								
Cadmium	111	1	0.0061	U								
Chromium	52	2	**-0.084**	**B**								
Cobalt	59	1	**0.0073**	**B**								
Copper	65	2	0.051	U								
Iron	56	50	1.1	U								
Lead	208	1	0.018	U								
Manganese	55	1	0.027	U								
Molybdenum	95	2	0.12	U								
Nickel	60	2	0.053	U								
Selenium	78	5	0.14	U								
Silver	107	1	**-0.0063**	**B**								
Thallium	205	1	**0.12**	**B**								
Vanadium	51	20	0.46	U								
Zinc	66	20	0.2	U								

U Result is less than the IDL

B Result is between IDL and RL

Form 3 Equivalent

TestAmerica North Canton

Metals Data Reporting Form

Continuing Calibration Blank Results

Instrument: ICPMS **Units:** ug/L

Chart Number: I80820A.csv

Standard Source: _____ **Standard ID:** _____

Element	WL/ Mass	Report Limit	CCB 08/20/08 9:34 AM Found	Q	CCB 3 08/20/08 12:12 PM Found	Q	CCB 4 08/20/08 1:07 PM Found	Q	CCB 5 08/20/08 2:03 PM Found	Q	CCB 6 08/20/08 2:57 PM Found	Q
Antimony	121	2	**0.061**	**B**	**0.045**	**B**	**0.04**	**B**	**0.037**	**B**	**0.036**	**B**
Arsenic	75	5	**0.18**	**B**	0.13	U	0.13	U	0.13	U	0.13	U
Barium	137	1	**0.018**	**B**	0.014	U	**0.046**	**B**	0.014	U	**0.024**	**B**
Beryllium	9	1	0.012	U	**0.024**	**B**	**0.018**	**B**	**0.017**	**B**	**0.027**	**B**
Cadmium	111	1	**0.013**	**B**	**0.028**	**B**	**0.016**	**B**	**0.034**	**B**	**0.054**	**B**
Chromium	52	2	**-0.072**	**B**	**-0.08**	**B**	0.069	U	**-0.11**	**B**	**-0.13**	**B**
Cobalt	59	1	**0.018**	**B**	**0.017**	**B**	**0.023**	**B**	**0.032**	**B**	**0.033**	**B**
Copper	65	2	0.051	U	**0.069**	**B**	0.051	U	0.051	U	**0.086**	**B**
Iron	56	50	**5.5**	**B**	**8.8**	**B**	**9.9**	**B**	**11.1**	**B**	**11.9**	**B**
Lead	208	1	**0.027**	**B**	**0.029**	**B**	**0.029**	**B**	**0.032**	**B**	**0.028**	**B**
Manganese	55	1	**0.032**	**B**	**0.15**	**B**	**0.18**	**B**	**0.19**	**B**	**0.23**	**B**
Molybdenum	95	2	**0.28**	**B**	0.12	U	0.12	U	0.12	U	0.12	U
Nickel	60	2	0.053	U	0.053	U	0.053	U	0.053	U	0.053	U
Selenium	78	5	0.14	U	0.14	U	0.14	U	0.14	U	0.14	U
Silver	107	1	**0.015**	**B**	**0.0097**	**B**	**0.014**	**B**	**0.018**	**B**	**0.019**	**B**
Thallium	205	1	**0.13**	**B**	0.11	U	0.11	U	0.11	U	0.11	U
Vanadium	51	20	0.46	U	0.46	U	**0.62**	**B**	0.46	U	0.46	U
Zinc	66	20	0.2	U	0.2	U	0.2	U	0.2	U	0.2	U

Batch
8L2802H

U Result is less than the IDL
B Result is between IDL and RL

Form 3 Equivalent

TestAmerica North Canton

Metals Data Reporting Form

Contract Required Detection Limit Standard

Instrument: ICPMS **Units:** ug/L

Chart Number: I80820A.csv **Acceptable Range:** 50% - 150%

Standard Source: _____ **Standard ID:** _____

Element	WL/ Mass	True Conc	CRI 08/20/08 9:13 AM Found	% Rec	Found	% Rec	Found	% Rec	Found	% Rec	Found	% Rec
Antimony	121	2.0	2.03	**101.3**								
Arsenic	75	2.0	2.01	**100.5**								
Barium	137	1.0	0.91	**90.9**								
Beryllium	9	1.0	1.02	**102.3**								
Cadmium	111	0.5	0.55	**109.7**								
Chromium	52	2.0	2.03	**101.4**								
Cobalt	59	1.0	1.05	**105.1**								
Copper	65	2.0	2.24	**112.1**								
Iron	56	20.0	28.22	**141.1**								
Lead	208	1.0	0.98	**98.0**								
Manganese	55	1.0	1.19	**119.3**								
Molybdenu	95	10.0	10.11	**101.1**								
Nickel	60	2.0	2.48	**124.2**								
Selenium	78	2.0	2.03	**101.6**								
Silver	107	0.5	0.57	**114.7**								
Thallium	205	1.0	0.94	**93.5**								
Vanadium	51	5.0	5.36	**107.1**								
Zinc	66	10.0	10.43	**104.3**								

Batch 8228034

TestAmerica North Canton

Metals Data Reporting Form

Initial Calibration Verification Standard

Instrument: ICPMS **Units:** ug/L

Chart Number: I80821A.csv **Acceptable Range:** 90% - 110%

Standard Source: _____ **Standard ID:** _____

Element	WL/ Mass	True Conc	ICV 08/21/08 1:55 PM Found	% Rec	Found	% Rec	Found	% Rec	Found	% Rec	Found	% Rec
Antimony	121	80.0	81.93	**102.4**								
Arsenic	75	80.0	81.60	**102.0**								
Barium	137	80.0	78.38	**98.0**								
Cadmium	111	80.0	82.32	**102.9**								
Chromium	52	80.0	80.33	**100.4**								
Cobalt	59	80.0	80.77	**101.0**								
Copper	65	80.0	83.20	**104.0**								
Iron	56	20000.0	20080.00	**100.4**								
Lead	208	80.0	78.13	**97.7**								
Manganese	55	400.0	412.57	**103.1**								
Molybdenum	95	80.0	84.99	**106.2**								
Nickel	60	80.0	82.92	**103.7**								
Selenium	78	80.0	81.48	**101.9**								
Silver	107	80.0	83.79	**104.7**								
Thallium	205	80.0	78.12	**97.7**								
Vanadium	51	80.0	81.32	**101.7**								
Zinc	66	80.0	86.16	**107.7**								

TestAmerica North Canton

Metals Data Reporting Form

Continuing Calibration Verification

Instrument: ICPMS **Units:** ug/L

Chart Number: I80821A.csv **Acceptable Range:** 90% - 110%

Standard Source: _____ **Standard ID:** _____

Element	WL/ Mass	True Conc	CCV 08/21/08 2:18 PM Found	% Rec	CCV 08/21/08 2:35 PM Found	% Rec	CCV 1 08/21/08 3:28 PM Found	% Rec	CCV 2 08/21/08 4:23 PM Found	% Rec	Found	% Rec
Antimony	121	100.0	100.00	**100.0**	100.37	**100.4**	100.60	**100.6**	101.40	**101.4**		
Arsenic	75	100.0	100.70	**100.7**	101.33	**101.3**	100.57	**100.6**	99.92	**99.9**		
Barium	137	100.0	96.95	**96.9**	97.49	**97.5**	97.69	**97.7**	97.63	**97.6**		
Cadmium	111	100.0	102.67	**102.7**	102.63	**102.6**	101.63	**101.6**	102.83	**102.8**		
Chromium	52	100.0	99.94	**99.9**	99.82	**99.8**	99.27	**99.3**	99.48	**99.5**		
Cobalt	59	100.0	100.18	**100.2**	101.61	**101.6**	100.72	**100.7**	100.33	**100.3**		
Copper	65	100.0	102.53	**102.5**	103.40	**103.4**	102.55	**102.5**	101.80	**101.8**		
Iron	56	25000.0	25003.33	**100.0**	25153.33	**100.6**	24966.67	**99.9**	25470.00	**101.9**		
Lead	208	100.0	98.77	**98.8**	98.67	**98.7**	98.18	**98.2**	98.18	**98.2**		
Manganese	55	500.0	480.23	**96.0**	497.80	**99.6**	474.67	**94.9**	493.97	**98.8**		
Molybdenum	95	100.0	105.73	**105.7**	105.70	**105.7**	105.50	**105.5**	105.43	**105.4**		
Nickel	60	100.0	102.47	**102.5**	103.47	**103.5**	102.49	**102.5**	102.27	**102.3**		
Selenium	78	100.0	100.01	**100.0**	101.11	**101.1**	101.03	**101.0**	101.76	**101.8**		
Silver	107	100.0	101.71	**101.7**	103.63	**103.6**	102.71	**102.7**	102.33	**102.3**		
Thallium	205	100.0	98.34	**98.3**	98.84	**98.8**	98.10	**98.1**	97.33	**97.3**		
Vanadium	51	100.0	98.41	**98.4**	98.79	**98.8**	98.90	**98.9**	98.72	**98.7**		
Zinc	66	100.0	104.27	**104.3**	103.47	**103.5**	102.03	**102.0**	102.40	**102.4**		

TestAmerica North Canton

Metals Data Reporting Form

Initial Calibration Blank Results

Instrument: ICPMS **Units:** ug/L

Chart Number: I80821A.csv

Standard Source: _____ **Standard ID:** _____

Element	WL/ Mass	Report Limit	ICB 08/21/08 2:01 PM Found	Q	Found	Q	Found	Q	Found	Q	Found	Q
Antimony	121	2	**0.049**	**B**								
Arsenic	75	5	0.13	U								
Barium	137	1	0.014	U								
Cadmium	111	1	**0.016**	**B**								
Chromium	52	2	0.069	U								
Cobalt	59	1	**0.023**	**B**								
Copper	65	2	0.051	U								
Iron	56	50	**3.2**	**B**								
Lead	208	1	**0.021**	**B**								
Manganese	55	1	0.027	U								
Molybdenum	95	2	0.12	U								
Nickel	60	2	0.053	U								
Selenium	78	5	0.14	U								
Silver	107	1	**0.015**	**B**								
Thallium	205	1	0.11	U								
Vanadium	51	20	**-0.48**	**B**								
Zinc	66	20	0.2	U								

Manganese
Batch 82801 9 sample DMW-21I-080808
Batch 82280 4 samples MSA-MW19D-080708
MSA-MW19I-080708
MSA-MW26D-080708
MSA-MW26S-080708

U Result is less than the IDL
B Result is between IDL and RL

Form 3 Equivalent

TestAmerica North Canton

Metals Data Reporting Form

Continuing Calibration Blank Results

Instrument: ICPMS **Units:** ug/L

Chart Number: I80821A.csv

Standard Source: _____ **Standard ID:** _____

Element	WL/ Mass	Report Limit	CCB 08/21/08 2:25 PM Found	Q	CCB 08/21/08 2:41 PM Found	Q	CCB 1 08/21/08 3:34 PM Found	Q	CCB 2 08/21/08 4:29 PM Found	Q	Found	Q
Antimony	121	2	**0.071**	**B**	**0.059**	**B**	**0.084**	**B**	**0.1**	**B**		
Arsenic	75	5	0.13	U	0.13	U	0.13	U	0.13	U		
Barium	137	1	0.014	U	0.014	U	**0.08**	**B**	**0.16**	**B**		
Cadmium	111	1	0.0061	U	**0.015**	**B**	**0.031**	**B**	**0.036**	**B**		
Chromium	52	2	0.069	U	0.069	U	0.069	U	0.069	U		
Cobalt	59	1	**0.011**	**B**	**0.005**	**B**	**0.03**	**B**	**0.049**	**B**		
Copper	65	2	0.051	U	0.051	U	0.051	U	0.051	U		
Iron	56	50	**2.5**	**B**	**4.3**	**B**	**9**	**B**	**23.1**	**B**		
Lead	208	1	0.018	U	0.018	U	**0.024**	**B**	**0.051**	**B**		
Manganese	55	1	**0.039**	**B**	**0.069**	**B**	**0.1**	**B**	**0.43**	**B**		
Molybdenum	95	2	**0.2**	**B**	0.12	U	0.12	U	0.12	U		
Nickel	60	2	0.053	U	0.053	U	0.053	U	**0.059**	**B**		
Selenium	78	5	0.14	U	0.14	U	0.14	U	**0.17**	**B**		
Silver	107	1	**0.01**	**B**	**0.014**	**B**	**0.028**	**B**	**0.059**	**B**		
Thallium	205	1	0.11	U	0.11	U	0.11	U	0.11	U		
Vanadium	51	20	0.46	U	0.46	U	0.46	U	0.46	U		
Zinc	66	20	0.2	U	0.2	U	0.2	U	0.2	U		

U Result is less than the IDL

B Result is between IDL and RL

Form 3 Equivalent

TestAmerica North Canton

Metals Data Reporting Form

Contract Required Detection Limit Standard

Instrument: ICPMS **Units:** ug/L

Chart Number: I80821A.csv **Acceptable Range:** 50% - 150%

Standard Source: _____ **Standard ID:** _____

Element	WL/ Mass	True Conc	CRI 08/21/08 2:04 PM Found	% Rec	Found	% Rec	Found	% Rec	Found	% Rec	Found	% Rec
Antimony	121	2.0	1.93	**96.7**								
Arsenic	75	2.0	2.27	**113.3**								
Barium	137	1.0	0.84	**84.4**								
Cadmium	111	0.5	0.47	**93.3**								
Chromium	52	2.0	1.83	**91.4**								
Cobalt	59	1.0	0.98	**97.6**								
Copper	65	2.0	2.50	**124.9**								
Iron	56	20.0	23.41	**117.1**								
Lead	208	1.0	0.97	**96.5**								
Manganese	55	1.0	1.22	**121.7**								
Molybdenu	95	10.0	9.73	**97.3**								
Nickel	60	2.0	2.32	**116.0**								
Selenium	78	2.0	2.15	**107.7**								
Silver	107	0.5	0.51	**102.1**								
Thallium	205	1.0	0.90	**90.2**								
Vanadium	51	5.0	4.94	**98.7**								
Zinc	66	10.0	10.32	**103.2**								

TestAmerica North Canton

Metals Data Reporting Form

Initial Calibration Verification Standard

Instrument: ICPMS **Units:** ug/L

Chart Number: I80822A.csv **Acceptable Range:** 90% - 110%

Standard Source: _____ **Standard ID:** _____

Element	WL/ Mass	True Conc	ICV 08/22/08 11:39 AM Found	% Rec	Found	% Rec	Found	% Rec	Found	% Rec	Found	% Rec
Beryllium	9	80.0	78.15	**97.7**								
Lead	208	80.0	74.89	**93.6**								

TestAmerica North Canton

Metals Data Reporting Form

Continuing Calibration Verification

Instrument: ICPMS **Units:** ug/L

Chart Number: I80822A.csv **Acceptable Range:** 90% - 110%

Standard Source: _____ **Standard ID:** _____

Element	WL/ Mass	True Conc	CCV 08/22/08 12:01 PM Found	% Rec	CCV 08/22/08 12:33 PM Found	% Rec	Found	% Rec	Found	% Rec	Found	% Rec
Beryllium	9	100.0	101.74	**101.7**	99.93	**99.9**						
Lead	208	100.0	97.64	**97.6**	96.55	**96.6**						

TestAmerica North Canton

Metals Data Reporting Form

Initial Calibration Blank Results

Instrument: ICPMS **Units:** ug/L

Chart Number: I80822A.csv

Standard Source: _____ **Standard ID:** _____

Element	WL/ Mass	Report Limit	ICB 08/22/08 11:45 AM Found	Q	Found	Q	Found	Q	Found	Q	Found	Q
Beryllium	9	1	**0.017**	**B**								
Lead	208	1	**0.021**	**B**								

U Result is less than the IDL

B Result is between IDL and RL

Form 3 Equivalent

TestAmerica North Canton

Metals Data Reporting Form

Continuing Calibration Blank Results

Instrument: ICPMS **Units:** ug/L

Chart Number: I80822A.csv

Standard Source: _____ **Standard ID:** _____

Element	WL/ Mass	Report Limit	CCB 08/22/08 12:06 PM Found	Q	CCB 08/22/08 12:39 PM Found	Q	Found	Q	Found	Q	Found	Q
Beryllium	9	1	0.028	B	0.024	B						
Lead	208	1	0.022	B	0.034	B						

U Result is less than the IDL

B Result is between IDL and RL

TestAmerica North Canton

Metals Data Reporting Form

Contract Required Detection Limit Standard

Instrument: ICPMS **Units:** ug/L

Chart Number: I80822A.csv **Acceptable Range:** 50% - 150%

Standard Source: **Standard ID:**

Element	WL/ Mass	True Conc	CRI 08/22/08 11:49 AM Found	% Rec	Found	% Rec	Found	% Rec	Found	% Rec	Found	% Rec
Beryllium	9	1.0	0.98	**97.9**								
Lead	208	1.0	0.92	**92.0**								

METHOD BLANK REPORT

TOTAL Metals

Client Lot #...: 8H07118 **Matrix.....:** WATER

PARAMETER	RESULT	REPORTING LIMIT	UNITS	METHOD	PREPARATION-ANALYSIS DATE	WORK ORDER #
MB Lot-Sample #: A8H120000-076 **Prep Batch #...:** 8225076						
Antimony	ND	2.0	ug/L	SW846 6020	08/13-08/19/08	KT0PP1AA
		Dilution Factor: 1				
		Analysis Time..: 21:30		Analyst ID.....: 002260	Instrument ID..: I8	
Arsenic	ND	5.0	ug/L	SW846 6020	08/13-08/19/08	KT0PP1AC
		Dilution Factor: 1				
		Analysis Time..: 21:30		Analyst ID.....: 002260	Instrument ID..: I8	
Barium	**0.91 B**	**1.0**	**ug/L**	**SW846 6020**	**08/13-08/19/08**	**KT0PP1AD**
		Dilution Factor: 1				
		Analysis Time..: 21:30		Analyst ID.....: 002260	Instrument ID..: I8	
Beryllium	ND	1.0	ug/L	SW846 6020	08/13-08/19/08	KT0PP1AE
		Dilution Factor: 1				
		Analysis Time..: 21:30		Analyst ID.....: 002260	Instrument ID..: I8	
Cadmium	**0.023 B**	**1.0**	**ug/L**	**SW846 6020**	**08/13-08/19/08**	**KT0PP1AF**
		Dilution Factor: 1				
		Analysis Time..: 21:30		Analyst ID.....: 002260	Instrument ID..: I8	
Chromium	**0.17 B**	**2.0**	**ug/L**	**SW846 6020**	**08/13-08/19/08**	**KT0PP1AV**
		Dilution Factor: 1				
		Analysis Time..: 21:30		Analyst ID.....: 002260	Instrument ID..: I8	
Cobalt	**0.0090 B**	**1.0**	**ug/L**	**SW846 6020**	**08/13-08/19/08**	**KT0PP1AG**
		Dilution Factor: 1				
		Analysis Time..: 21:30		Analyst ID.....: 002260	Instrument ID..: I8	
Copper	**0.37 B**	**2.0**	**ug/L**	**SW846 6020**	**08/13-08/19/08**	**KT0PP1AH**
		Dilution Factor: 1				
		Analysis Time..: 21:30		Analyst ID.....: 002260	Instrument ID..: I8	
Iron	**11.3 B**	**50.0**	**ug/L**	**SW846 6020**	**08/13-08/19/08**	**KT0PP1AJ**
		Dilution Factor: 1				
		Analysis Time..: 21:30		Analyst ID.....: 002260	Instrument ID..: I8	
Lead	**0.061 B**	**1.0**	**ug/L**	**SW846 6020**	**08/13-08/19/08**	**KT0PP1AK**
		Dilution Factor: 1				
		Analysis Time..: 21:30		Analyst ID.....: 002260	Instrument ID..: I8	
Manganese	**0.83 B**	**1.0**	**ug/L**	**SW846 6020**	**08/13-08/19/08**	**KT0PP1AL**
		Dilution Factor: 1				
		Analysis Time..: 21:30		Analyst ID.....: 002260	Instrument ID..: I8	

(Continued on next page)

METHOD BLANK REPORT

TOTAL Metals

Client Lot #...: 8H07118 **Matrix.....:** WATER

PARAMETER	RESULT	REPORTING LIMIT	UNITS	METHOD	PREPARATION-ANALYSIS DATE	WORK ORDER #
Molybdenum	ND	2.0	ug/L	SW846 6020	08/13-08/19/08	KT0PP1AM
		Dilution Factor: 1				
		Analysis Time..: 21:30		Analyst ID.....: 002260	Instrument ID..: I8	
Nickel	**0.20 B**	**2.0**	**ug/L**	**SW846 6020**	**08/13-08/19/08**	**KT0PP1AN**
		Dilution Factor: 1				
		Analysis Time..: 21:30		Analyst ID.....: 002260	Instrument ID..: I8	
Selenium	ND	5.0	ug/L	SW846 6020	08/13-08/19/08	KT0PP1AP
		Dilution Factor: 1				
		Analysis Time..: 21:30		Analyst ID.....: 002260	Instrument ID..: I8	
Silver	ND	1.0	ug/L	SW846 6020	08/13-08/19/08	KT0PP1AQ
		Dilution Factor: 1				
		Analysis Time..: 21:30		Analyst ID.....: 002260	Instrument ID..: I8	
Thallium	ND	1.0	ug/L	SW846 6020	08/13-08/19/08	KT0PP1AR
		Dilution Factor: 1				
		Analysis Time..: 21:30		Analyst ID.....: 002260	Instrument ID..: I8	
Vanadium	ND	20.0	ug/L	SW846 6020	08/13-08/19/08	KT0PP1AT
		Dilution Factor: 1				
		Analysis Time..: 21:30		Analyst ID.....: 002260	Instrument ID..: I8	
Zinc	**5.1 B**	**20.0**	**ug/L**	**SW846 6020**	**08/13-08/19/08**	**KT0PP1AU**
		Dilution Factor: 1				
		Analysis Time..: 21:30		Analyst ID.....: 002260	Instrument ID..: I8	
Mercury	ND	0.20	ug/L	SW846 7470A	08/13-08/15/08	KT0PP1AW
		Dilution Factor: 1				
		Analysis Time..: 16:29		Analyst ID.....: 001576	Instrument ID..: H1	

MB Lot-Sample #: A8H150000-019 **Prep Batch #...:** 8228019

Antimony	ND	2.0	ug/L	SW846 6020	08/15-08/19/08	KT6711AA
		Dilution Factor: 1				
		Analysis Time..: 17:32		Analyst ID.....: 002260	Instrument ID..: I8	
Arsenic	ND	5.0	ug/L	SW846 6020	08/15-08/19/08	KT6711AC
		Dilution Factor: 1				
		Analysis Time..: 17:32		Analyst ID.....: 002260	Instrument ID..: I8	
Barium	**0.89 B**	**1.0**	**ug/L**	**SW846 6020**	**08/15-08/19/08**	**KT6711AD**
		Dilution Factor: 1				
		Analysis Time..: 17:32		Analyst ID.....: 002260	Instrument ID..: I8	

(Continued on next page)

METHOD BLANK REPORT

TOTAL Metals

Client Lot #...: 8H07118 Matrix.....: WATER

PARAMETER	RESULT	REPORTING LIMIT	UNITS	METHOD	PREPARATION-ANALYSIS DATE	WORK ORDER #
Beryllium	ND	1.0	ug/L	SW846 6020	08/15-08/19/08	KT6711AE
		Dilution Factor: 1				
		Analysis Time..: 17:32		Analyst ID.....: 002260	Instrument ID..: I8	
Cadmium	**0.024 B**	**1.0**	**ug/L**	**SW846 6020**	**08/15-08/19/08**	**KT6711AF**
		Dilution Factor: 1				
		Analysis Time..: 17:32		Analyst ID.....: 002260	Instrument ID..: I8	
Chromium	**0.20 B**	**2.0**	**ug/L**	**SW846 6020**	**08/15-08/19/08**	**KT6711AV**
		Dilution Factor: 1				
		Analysis Time..: 17:32		Analyst ID.....: 002260	Instrument ID..: I8	
Cobalt	**0.0050 B**	**1.0**	**ug/L**	**SW846 6020**	**08/15-08/19/08**	**KT6711AG**
		Dilution Factor: 1				
		Analysis Time..: 17:32		Analyst ID.....: 002260	Instrument ID..: I8	
Copper	**0.42 B**	**2.0**	**ug/L**	**SW846 6020**	**08/15-08/19/08**	**KT6711AH**
		Dilution Factor: 1				
		Analysis Time..: 17:32		Analyst ID.....: 002260	Instrument ID..: I8	
Iron	**13.5 B**	**50.0**	**ug/L**	**SW846 6020**	**08/15-08/19/08**	**KT6711AJ**
		Dilution Factor: 1				
		Analysis Time..: 17:32		Analyst ID.....: 002260	Instrument ID..: I8	
Lead	**0.062 B**	**1.0**	**ug/L**	**SW846 6020**	**08/15-08/19/08**	**KT6711AK**
		Dilution Factor: 1				
		Analysis Time..: 17:32		Analyst ID.....: 002260	Instrument ID..: I8	
Manganese	**0.67 B**	**1.0**	**ug/L**	**SW846 6020**	**08/15-08/21/08**	**KT6711AL**
		Dilution Factor: 1				
		Analysis Time..: 14:45		Analyst ID.....: 002260	Instrument ID..: I8	
Molybdenum	ND	2.0	ug/L	SW846 6020	08/15-08/19/08	KT6711AM
		Dilution Factor: 1				
		Analysis Time..: 17:32		Analyst ID.....: 002260	Instrument ID..: I8	
Nickel	**0.12 B**	**2.0**	**ug/L**	**SW846 6020**	**08/15-08/19/08**	**KT6711AN**
		Dilution Factor: 1				
		Analysis Time..: 17:32		Analyst ID.....: 002260	Instrument ID..: I8	
Selenium	ND	5.0	ug/L	SW846 6020	08/15-08/19/08	KT6711AP
		Dilution Factor: 1				
		Analysis Time..: 17:32		Analyst ID.....: 002260	Instrument ID..: I8	
Silver	**0.0030 B**	**1.0**	**ug/L**	**SW846 6020**	**08/15-08/19/08**	**KT6711AQ**
		Dilution Factor: 1				
		Analysis Time..: 17:32		Analyst ID.....: 002260	Instrument ID..: I8	

(Continued on next page)

METHOD BLANK REPORT

TOTAL Metals

Client Lot #...: 8H07118 **Matrix.....:** WATER

PARAMETER	RESULT	REPORTING LIMIT	UNITS	METHOD	PREPARATION-ANALYSIS DATE	WORK ORDER #
Thallium	ND	1.0	ug/L	SW846 6020	08/15-08/19/08	KT6711AR
		Dilution Factor: 1				
		Analysis Time..: 17:32		Analyst ID.....: 002260	Instrument ID..: I8	
Vanadium	**0.70 B**	**20.0**	**ug/L**	**SW846 6020**	**08/15-08/19/08**	**KT6711AT**
		Dilution Factor: 1				
		Analysis Time..: 17:32		Analyst ID.....: 002260	Instrument ID..: I8	
Zinc	**3.4 B**	**20.0**	**ug/L**	**SW846 6020**	**08/15-08/19/08**	**KT6711AU**
		Dilution Factor: 1				
		Analysis Time..: 17:32		Analyst ID.....: 002260	Instrument ID..: I8	
Mercury	ND	0.20	ug/L	SW846 7470A	08/15/08	KT6711AW
		Dilution Factor: 1				
		Analysis Time..: 17:28		Analyst ID.....: 001576	Instrument ID..: H1	

MB Lot-Sample #: A8H150000-024 **Prep Batch #...:** 8228024

Antimony	ND	2.0	ug/L	SW846 6020	08/15-08/20/08	KT6731AA
		Dilution Factor: 1				
		Analysis Time..: 12:58		Analyst ID.....: 002260	Instrument ID..: I8	
Arsenic	ND	5.0	ug/L	SW846 6020	08/15-08/20/08	KT6731AC
		Dilution Factor: 1				
		Analysis Time..: 12:58		Analyst ID.....: 002260	Instrument ID..: I8	
Barium	**1.1**	**1.0**	**ug/L**	**SW846 6020**	**08/15-08/20/08**	**KT6731AD**
		Dilution Factor: 1				
		Analysis Time..: 12:58		Analyst ID.....: 002260	Instrument ID..: I8	
Beryllium	ND	1.0	ug/L	SW846 6020	08/15-08/20/08	KT6731AE
		Dilution Factor: 1				
		Analysis Time..: 12:58		Analyst ID.....: 002260	Instrument ID..: I8	
Cadmium	**0.0080 B**	**1.0**	**ug/L**	**SW846 6020**	**08/15-08/20/08**	**KT6731AF**
		Dilution Factor: 1				
		Analysis Time..: 12:58		Analyst ID.....: 002260	Instrument ID..: I8	
Chromium	**1.2 B**	**2.0**	**ug/L**	**SW846 6020**	**08/15-08/20/08**	**KT6731AV**
		Dilution Factor: 1				
		Analysis Time..: 12:58		Analyst ID.....: 002260	Instrument ID..: I8	
Cobalt	**0.012 B**	**1.0**	**ug/L**	**SW846 6020**	**08/15-08/20/08**	**KT6731AG**
		Dilution Factor: 1				
		Analysis Time..: 12:58		Analyst ID.....: 002260	Instrument ID..: I8	

(Continued on next page)

METHOD BLANK REPORT

TOTAL Metals

Client Lot #...: 8H07118

Matrix.....: WATER

PARAMETER	RESULT	REPORTING LIMIT	UNITS	METHOD	PREPARATION-ANALYSIS DATE	WORK ORDER #
Copper	0.64 B	2.0	ug/L	SW846 6020	08/15-08/20/08	KT6731AH
		Dilution Factor: 1				
		Analysis Time..: 12:58		Analyst ID.....: 002260	Instrument ID..: I8	
Iron	31.6 B	50.0	ug/L	SW846 6020	08/15-08/20/08	KT6731AJ
		Dilution Factor: 1				
		Analysis Time..: 12:58		Analyst ID.....: 002260	Instrument ID..: I8	
Lead	0.33 B	1.0	ug/L	SW846 6020	08/15-08/20/08	KT6731AK
		Dilution Factor: 1				
		Analysis Time..: 12:58		Analyst ID.....: 002260	Instrument ID..: I8	
Manganese	1.1	1.0	ug/L	SW846 6020	08/15-08/21/08	KT6731AL
		Dilution Factor: 1				
		Analysis Time..: 14:59		Analyst ID.....: 002260	Instrument ID..: I8	
Molybdenum	ND	2.0	ug/L	SW846 6020	08/15-08/20/08	KT6731AM
		Dilution Factor: 1				
		Analysis Time..: 12:58		Analyst ID.....: 002260	Instrument ID..: I8	
Nickel	0.070 B	2.0	ug/L	SW846 6020	08/15-08/20/08	KT6731AN
		Dilution Factor: 1				
		Analysis Time..: 12:58		Analyst ID.....: 002260	Instrument ID..: I8	
Selenium	ND	5.0	ug/L	SW846 6020	08/15-08/20/08	KT6731AP
		Dilution Factor: 1				
		Analysis Time..: 12:58		Analyst ID.....: 002260	Instrument ID..: I8	
Silver	ND	1.0	ug/L	SW846 6020	08/15-08/20/08	KT6731AQ
		Dilution Factor: 1				
		Analysis Time..: 12:58		Analyst ID.....: 002260	Instrument ID..: I8	
Thallium	ND	1.0	ug/L	SW846 6020	08/15-08/20/08	KT6731AR
		Dilution Factor: 1				
		Analysis Time..: 12:58		Analyst ID.....: 002260	Instrument ID..: I8	
Vanadium	0.85 B	20.0	ug/L	SW846 6020	08/15-08/20/08	KT6731AT
		Dilution Factor: 1				
		Analysis Time..: 12:58		Analyst ID.....: 002260	Instrument ID..: I8	
Zinc	10.1 B	20.0	ug/L	SW846 6020	08/15-08/20/08	KT6731AU
		Dilution Factor: 1				
		Analysis Time..: 12:58		Analyst ID.....: 002260	Instrument ID..: I8	
Mercury	ND	0.20	ug/L	SW846 7470A	08/15/08	KT6731AW
		Dilution Factor: 1				
		Analysis Time..: 17:05		Analyst ID.....: 001576	Instrument ID..: H1	

(Continued on next page)

METHOD BLANK REPORT

TOTAL Metals

Client Lot #...: 8H07118

Matrix.....: WATER

NOTE(S):

Calculations are performed before rounding to avoid round-off errors in calculated results.

B Estimated result. Result is less than RL.

METHOD BLANK REPORT

DISSOLVED Metals

Client Lot #...: 8H07118 Matrix.....: WATER

PARAMETER	RESULT	REPORTING LIMIT	UNITS	METHOD	PREPARATION-ANALYSIS DATE	WORK ORDER #
MB Lot-Sample #: A8H120000-076 **Prep Batch #...:** 8225076						
Antimony	ND	2.0	ug/L	SW846 6020	08/13-08/19/08	KT0PP1CK
		Dilution Factor: 1				
		Analysis Time..: 21:30		Analyst ID.....: 002260	Instrument ID..: I8	
Arsenic	ND	5.0	ug/L	SW846 6020	08/13-08/19/08	KT0PP1CL
		Dilution Factor: 1				
		Analysis Time..: 21:30		Analyst ID.....: 002260	Instrument ID..: I8	
Barium	**0.91 B**	**1.0**	**ug/L**	**SW846 6020**	**08/13-08/19/08**	**KT0PP1CM**
		Dilution Factor: 1				
		Analysis Time..: 21:30		Analyst ID.....: 002260	Instrument ID..: I8	
Beryllium	ND	1.0	ug/L	SW846 6020	08/13-08/19/08	KT0PP1CN
		Dilution Factor: 1				
		Analysis Time..: 21:30		Analyst ID.....: 002260	Instrument ID..: I8	
Cadmium	**0.023 B**	**1.0**	**ug/L**	**SW846 6020**	**08/13-08/19/08**	**KT0PP1CP**
		Dilution Factor: 1				
		Analysis Time..: 21:30		Analyst ID.....: 002260	Instrument ID..: I8	
Chromium	**0.17 B**	**2.0**	**ug/L**	**SW846 6020**	**08/13-08/19/08**	**KT0PP1C5**
		Dilution Factor: 1				
		Analysis Time..: 21:30		Analyst ID.....: 002260	Instrument ID..: I8	
Cobalt	**0.0090 B**	**1.0**	**ug/L**	**SW846 6020**	**08/13-08/19/08**	**KT0PP1CQ**
		Dilution Factor: 1				
		Analysis Time..: 21:30		Analyst ID.....: 002260	Instrument ID..: I8	
Copper	**0.37 B**	**2.0**	**ug/L**	**SW846 6020**	**08/13-08/19/08**	**KT0PP1CR**
		Dilution Factor: 1				
		Analysis Time..: 21:30		Analyst ID.....: 002260	Instrument ID..: I8	
Iron	**11.3 B**	**50.0**	**ug/L**	**SW846 6020**	**08/13-08/19/08**	**KT0PP1CT**
		Dilution Factor: 1				
		Analysis Time..: 21:30		Analyst ID.....: 002260	Instrument ID..: I8	
Lead	**0.061 B**	**1.0**	**ug/L**	**SW846 6020**	**08/13-08/19/08**	**KT0PP1CU**
		Dilution Factor: 1				
		Analysis Time..: 21:30		Analyst ID.....: 002260	Instrument ID..: I8	
Manganese	**0.83 B**	**1.0**	**ug/L**	**SW846 6020**	**08/13-08/19/08**	**KT0PP1CV**
		Dilution Factor: 1				
		Analysis Time..: 21:30		Analyst ID.....: 002260	Instrument ID..: I8	

(Continued on next page)

METHOD BLANK REPORT

DISSOLVED Metals

Client Lot #...: 8H07118 **Matrix.....:** WATER

PARAMETER	RESULT	REPORTING LIMIT	UNITS	METHOD	PREPARATION-ANALYSIS DATE	WORK ORDER #
Molybdenum	ND	2.0	ug/L	SW846 6020	08/13-08/19/08	KT0PP1CW
		Dilution Factor: 1				
		Analysis Time..: 21:30		Analyst ID.....: 002260	Instrument ID..: I8	
Nickel	**0.20 B**	**2.0**	**ug/L**	**SW846 6020**	**08/13-08/19/08**	**KT0PP1CX**
		Dilution Factor: 1				
		Analysis Time..: 21:30		Analyst ID.....: 002260	Instrument ID..: I8	
Selenium	ND	5.0	ug/L	SW846 6020	08/13-08/19/08	KT0PP1C0
		Dilution Factor: 1				
		Analysis Time..: 21:30		Analyst ID.....: 002260	Instrument ID..: I8	
Silver	ND	1.0	ug/L	SW846 6020	08/13-08/19/08	KT0PP1C1
		Dilution Factor: 1				
		Analysis Time..: 21:30		Analyst ID.....: 002260	Instrument ID..: I8	
Thallium	ND	1.0	ug/L	SW846 6020	08/13-08/19/08	KT0PP1C2
		Dilution Factor: 1				
		Analysis Time..: 21:30		Analyst ID.....: 002260	Instrument ID..: I8	
Vanadium	ND	20.0	ug/L	SW846 6020	08/13-08/19/08	KT0PP1C3
		Dilution Factor: 1				
		Analysis Time..: 21:30		Analyst ID.....: 002260	Instrument ID..: I8	
Zinc	**5.1 B**	**20.0**	**ug/L**	**SW846 6020**	**08/13-08/19/08**	**KT0PP1C4**
		Dilution Factor: 1				
		Analysis Time..: 21:30		Analyst ID.....: 002260	Instrument ID..: I8	
Mercury	ND	0.20	ug/L	SW846 7470A	08/13-08/15/08	KT0PP1C6
		Dilution Factor: 1				
		Analysis Time..: 16:29		Analyst ID.....: 001576	Instrument ID..: H1	

MB Lot-Sample #: A8H150000-019 **Prep Batch #...:** 8228019

Antimony	ND	2.0	ug/L	SW846 6020	08/15-08/19/08	KT6711CK
		Dilution Factor: 1				
		Analysis Time..: 17:32		Analyst ID.....: 002260	Instrument ID..: I8	
Arsenic	ND	5.0	ug/L	SW846 6020	08/15-08/19/08	KT6711CL
		Dilution Factor: 1				
		Analysis Time..: 17:32		Analyst ID.....: 002260	Instrument ID..: I8	
Barium	**0.89 B**	**1.0**	**ug/L**	**SW846 6020**	**08/15-08/19/08**	**KT6711CM**
		Dilution Factor: 1				
		Analysis Time..: 17:32		Analyst ID.....: 002260	Instrument ID..: I8	

(Continued on next page)

METHOD BLANK REPORT

DISSOLVED Metals

Client Lot #...: 8H07118 Matrix.....: WATER

PARAMETER	RESULT	REPORTING LIMIT	UNITS	METHOD	PREPARATION-ANALYSIS DATE	WORK ORDER #
Beryllium	ND	1.0	ug/L	SW846 6020	08/15-08/19/08	KT6711CN
		Dilution Factor: 1				
		Analysis Time..: 17:32		Analyst ID.....: 002260	Instrument ID..: I8	
Cadmium	0.024 B	1.0	ug/L	SW846 6020	08/15-08/19/08	KT6711CP
		Dilution Factor: 1				
		Analysis Time..: 17:32		Analyst ID.....: 002260	Instrument ID..: I8	
Chromium	0.20 B	2.0	ug/L	SW846 6020	08/15-08/19/08	KT6711C5
		Dilution Factor: 1				
		Analysis Time..: 17:32		Analyst ID.....: 002260	Instrument ID..: I8	
Cobalt	0.0050 B	1.0	ug/L	SW846 6020	08/15-08/19/08	KT6711CQ
		Dilution Factor: 1				
		Analysis Time..: 17:32		Analyst ID.....: 002260	Instrument ID..: I8	
Copper	0.42 B	2.0	ug/L	SW846 6020	08/15-08/19/08	KT6711CR
		Dilution Factor: 1				
		Analysis Time..: 17:32		Analyst ID.....: 002260	Instrument ID..: I8	
Iron	13.5 B	50.0	ug/L	SW846 6020	08/15-08/19/08	KT6711CT
		Dilution Factor: 1				
		Analysis Time..: 17:32		Analyst ID.....: 002260	Instrument ID..: I8	
Lead	0.062 B	1.0	ug/L	SW846 6020	08/15-08/19/08	KT6711CU
		Dilution Factor: 1				
		Analysis Time..: 17:32		Analyst ID.....: 002260	Instrument ID..: I8	
Manganese	0.67 B	1.0	ug/L	SW846 6020	08/15-08/21/08	KT6711CV
		Dilution Factor: 1				
		Analysis Time..: 14:45		Analyst ID.....: 002260	Instrument ID..: I8	
Molybdenum	ND	2.0	ug/L	SW846 6020	08/15-08/19/08	KT6711CW
		Dilution Factor: 1				
		Analysis Time..: 17:32		Analyst ID.....: 002260	Instrument ID..: I8	
Nickel	0.12 B	2.0	ug/L	SW846 6020	08/15-08/19/08	KT6711CX
		Dilution Factor: 1				
		Analysis Time..: 17:32		Analyst ID.....: 002260	Instrument ID..: I8	
Selenium	ND	5.0	ug/L	SW846 6020	08/15-08/19/08	KT6711C0
		Dilution Factor: 1				
		Analysis Time..: 17:32		Analyst ID.....: 002260	Instrument ID..: I8	
Silver	0.0030 B	1.0	ug/L	SW846 6020	08/15-08/19/08	KT6711C1
		Dilution Factor: 1				
		Analysis Time..: 17:32		Analyst ID.....: 002260	Instrument ID..: I8	

(Continued on next page)

METHOD BLANK REPORT

DISSOLVED Metals

Client Lot #...: 8H07118 **Matrix.....:** WATER

PARAMETER	RESULT	REPORTING LIMIT	UNITS	METHOD	PREPARATION-ANALYSIS DATE	WORK ORDER #
Thallium	ND	1.0	ug/L	SW846 6020	08/15-08/19/08	KT6711C2
		Dilution Factor: 1				
		Analysis Time..: 17:32		Analyst ID.....: 002260	Instrument ID..: I8	
Vanadium	**0.70 B**	**20.0**	**ug/L**	**SW846 6020**	**08/15-08/19/08**	**KT6711C3**
		Dilution Factor: 1				
		Analysis Time..: 17:32		Analyst ID.....: 002260	Instrument ID..: I8	
Zinc	**3.4 B**	**20.0**	**ug/L**	**SW846 6020**	**08/15-08/19/08**	**KT6711C4**
		Dilution Factor: 1				
		Analysis Time..: 17:32		Analyst ID.....: 002260	Instrument ID..: I8	
Mercury	ND	0.20	ug/L	SW846 7470A	08/15/08	KT6711C6
		Dilution Factor: 1				
		Analysis Time..: 17:28		Analyst ID.....: 001576	Instrument ID..: H1	

MB Lot-Sample #: A8H150000-024 **Prep Batch #...:** 8228024

Antimony	ND	2.0	ug/L	SW846 6020	08/15-08/20/08	KT6731CK
		Dilution Factor: 1				
		Analysis Time..: 12:58		Analyst ID.....: 002260	Instrument ID..: I8	
Arsenic	ND	5.0	ug/L	SW846 6020	08/15-08/20/08	KT6731CL
		Dilution Factor: 1				
		Analysis Time..: 12:58		Analyst ID.....: 002260	Instrument ID..: I8	
Barium	**1.1**	**1.0**	**ug/L**	**SW846 6020**	**08/15-08/20/08**	**KT6731CM**
		Dilution Factor: 1				
		Analysis Time..: 12:58		Analyst ID.....: 002260	Instrument ID..: I8	
Beryllium	ND	1.0	ug/L	SW846 6020	08/15-08/20/08	KT6731CN
		Dilution Factor: 1				
		Analysis Time..: 12:58		Analyst ID.....: 002260	Instrument ID..: I8	
Cadmium	**0.0080 B**	**1.0**	**ug/L**	**SW846 6020**	**08/15-08/20/08**	**KT6731CP**
		Dilution Factor: 1				
		Analysis Time..: 12:58		Analyst ID.....: 002260	Instrument ID..: I8	
Chromium	**1.2 B**	**2.0**	**ug/L**	**SW846 6020**	**08/15-08/20/08**	**KT6731C5**
		Dilution Factor: 1				
		Analysis Time..: 12:58		Analyst ID.....: 002260	Instrument ID..: I8	
Cobalt	**0.012 B**	**1.0**	**ug/L**	**SW846 6020**	**08/15-08/20/08**	**KT6731CQ**
		Dilution Factor: 1				
		Analysis Time..: 12:58		Analyst ID.....: 002260	Instrument ID..: I8	

(Continued on next page)

METHOD BLANK REPORT

DISSOLVED Metals

Client Lot #...: 8H07118 Matrix.....: WATER

PARAMETER	RESULT	REPORTING LIMIT	UNITS	METHOD	PREPARATION-ANALYSIS DATE	WORK ORDER #
Copper	0.64 B	2.0	ug/L	SW846 6020	08/15-08/20/08	KT6731CR
		Dilution Factor: 1				
		Analysis Time..: 12:58		Analyst ID.....: 002260	Instrument ID..: I8	
Iron	31.6 B	50.0	ug/L	SW846 6020	08/15-08/20/08	KT6731CT
		Dilution Factor: 1				
		Analysis Time..: 12:58		Analyst ID.....: 002260	Instrument ID..: I8	
Lead	0.33 B	1.0	ug/L	SW846 6020	08/15-08/20/08	KT6731CU
		Dilution Factor: 1				
		Analysis Time..: 12:58		Analyst ID.....: 002260	Instrument ID..: I8	
Manganese	1.1	1.0	ug/L	SW846 6020	08/15-08/21/08	KT6731CV
		Dilution Factor: 1				
		Analysis Time..: 14:59		Analyst ID.....: 002260	Instrument ID..: I8	
Molybdenum	ND	2.0	ug/L	SW846 6020	08/15-08/20/08	KT6731CW
		Dilution Factor: 1				
		Analysis Time..: 12:58		Analyst ID.....: 002260	Instrument ID..: I8	
Nickel	0.070 B	2.0	ug/L	SW846 6020	08/15-08/20/08	KT6731CX
		Dilution Factor: 1				
		Analysis Time..: 12:58		Analyst ID.....: 002260	Instrument ID..: I8	
Selenium	ND	5.0	ug/L	SW846 6020	08/15-08/20/08	KT6731C0
		Dilution Factor: 1				
		Analysis Time..: 12:58		Analyst ID.....: 002260	Instrument ID..: I8	
Silver	ND	1.0	ug/L	SW846 6020	08/15-08/20/08	KT6731C1
		Dilution Factor: 1				
		Analysis Time..: 12:58		Analyst ID.....: 002260	Instrument ID..: I8	
Thallium	ND	1.0	ug/L	SW846 6020	08/15-08/20/08	KT6731C2
		Dilution Factor: 1				
		Analysis Time..: 12:58		Analyst ID.....: 002260	Instrument ID..: I8	
Vanadium	0.85 B	20.0	ug/L	SW846 6020	08/15-08/20/08	KT6731C3
		Dilution Factor: 1				
		Analysis Time..: 12:58		Analyst ID.....: 002260	Instrument ID..: I8	
Zinc	10.1 B	20.0	ug/L	SW846 6020	08/15-08/20/08	KT6731C4
		Dilution Factor: 1				
		Analysis Time..: 12:58		Analyst ID.....: 002260	Instrument ID..: I8	
Mercury	ND	0.20	ug/L	SW846 7470A	08/15/08	KT6731C6
		Dilution Factor: 1				
		Analysis Time..: 17:05		Analyst ID.....: 001576	Instrument ID..: H1	

(Continued on next page)

METHOD BLANK REPORT

DISSOLVED Metals

Client Lot #...: 8H07118 Matrix.....: WATER

NOTE(S):

Calculations are performed before rounding to avoid round-off errors in calculated results.

B Estimated result. Result is less than RL.

TestAmerica North Canton

Metals Data Reporting Form

Interference Check Standard A

Instrument: ICPMS **Units:** ug/L

Chart Number: I80819A.csv **Acceptable Range:** 0% - 0%

Standard Source: _____ **Standard ID:** _____

Element	WL/ Mass	Reporting Limit	True Conc	ICSA 08/19/08 2:49 PM Found	Found	Found	Found	Found
Antimony	121	2		0.099				
Arsenic	75	5		0.360				
Barium	137	1		0.740				
Beryllium	9	1		0.018				
Cadmium	111	1		-0.520				
Chromium	52	2		0.490				
Cobalt	59	1		0.028				
Copper	65	2		0.023				
Iron	56		50000	51400				
Lead	208	1		0.073				
Manganese	55	1		1				
Molybdenum	95	2	1000	1050				
Nickel	60	2		0.410				
Selenium	78	5		0.140				
Silver	107	1		0.029				
Thallium	205	1		0.072				
Vanadium	51	20		0.081				
Zinc	66	20		0.720				

U Result is less than the IDL

B Result is between IDL and RL

Form 4 Equivalent

TestAmerica North Canton

Metals Data Reporting Form

Interference Check Standard AB

Instrument: ICPMS **Units:** ug/L

Chart Number: I80819A.csv **Acceptable Range:** 50% - 150%

Standard Source: **Standard ID:**

Element	WL/ Mass	True Conc	ICSAB 08/19/08 3:03 PM Found	% Rec	Found	% Rec	Found	% Rec	Found	% Rec	Found	% Rec
Antimony	121	100	100.6	**100.6**								
Arsenic	75	100	96.2	**96.2**								
Barium	137	100	98.5	**98.5**								
Beryllium	9	100	104.9	**104.9**								
Cadmium	111	100	102.1	**102.1**								
Chromium	52	100	101.4	**101.4**								
Cobalt	59	100	97.9	**97.9**								
Copper	65	100	98.1	**98.1**								
Iron	56	50000	50686.7	**101.4**								
Lead	208	100	98.6	**98.6**								
Manganese	55	100	99.4	**99.4**								
Molybdenum	95	1000	1154.7	**115.5**								
Nickel	60	100	101.6	**101.6**								
Selenium	78	100	99.8	**99.8**								
Silver	107	100	102.7	**102.7**								
Thallium	205	100	98.3	**98.3**								
Vanadium	51	100	102.1	**102.1**								
Zinc	66	100	100.9	**100.9**								

N Spike recovery failed
NC Percent recovery was not calculated
U Result is less than the IDL

Form 4 Equivalent

TestAmerica North Canton

Metals Data Reporting Form

Interference Check Standard A

Instrument: ICPMS **Units:** ug/L

Chart Number: I80820A.csv **Acceptable Range:** 0% - 0%

Standard Source: _____ **Standard ID:** _____

Element	WL/ Mass	Reporting Limit	True Conc	ICSA 08/20/08 9:18 AM Found	Found	Found	Found	Found
Antimony	121	2		0.130				
Arsenic	75	5		0.490				
Barium	137	1		0.650				
Beryllium	9	1		0.016				
Cadmium	111	1		-0.550				
Chromium	52	2		0.440				
Cobalt	59	1		0.039				
Copper	65	2		0.067				
Iron	56		50000	50200				
Lead	208	1		0.064				
Manganese	55	1		< 1				
Molybdenum	95	2	1000	1040				
Nickel	60	2		0.400				
Selenium	78	5		-0.046				
Silver	107	1		0.028				
Thallium	205	1		0.032				
Vanadium	51	20		0.120				
Zinc	66	20		0.550				

U Result is less than the IDL

B Result is between IDL and RL

Form 4 Equivalent

TestAmerica North Canton

Metals Data Reporting Form

Interference Check Standard AB

Instrument: ICPMS **Units:** ug/L

Chart Number: I80820A.csv **Acceptable Range:** 50% - 150%

Standard Source: **Standard ID:**

Element	WL/ Mass	True Conc	ICSAB 08/20/08 9:22 AM Found	% Rec	Found	% Rec	Found	% Rec	Found	% Rec	Found	% Rec
Antimony	121	100	101.9	**101.9**								
Arsenic	75	100	95.8	**95.8**								
Barium	137	100	100.0	**100.0**								
Beryllium	9	100	97.5	**97.5**								
Cadmium	111	100	99.3	**99.3**								
Chromium	52	100	99.2	**99.2**								
Cobalt	59	100	95.4	**95.4**								
Copper	65	100	96.0	**96.0**								
Iron	56	50000	50216.7	**100.4**								
Lead	208	100	98.3	**98.3**								
Manganese	55	100	108.5	**108.5**								
Molybdenum	95	1000	1147.0	**114.7**								
Nickel	60	100	99.6	**99.6**								
Selenium	78	100	99.6	**99.6**								
Silver	107	100	100.8	**100.8**								
Thallium	205	100	97.1	**97.1**								
Vanadium	51	100	97.7	**97.7**								
Zinc	66	100	100.8	**100.8**								

TestAmerica North Canton

Metals Data Reporting Form

Interference Check Standard A

Instrument: ICPMS **Units:** ug/L

Chart Number: I80821A.csv **Acceptable Range:** 0% - 0%

Standard Source: _____ **Standard ID:** _____

Element	WL/ Mass	Reporting Limit	True Conc	ICSA 08/21/08 2:08 PM Found	Found	Found	Found	Found
Antimony	121	2		0.140				
Arsenic	75	5		0.390				
Barium	137	1		0.750				
Cadmium	111	1		-0.590				
Chromium	52	2		0.290				
Cobalt	59	1		0.031				
Copper	65	2		0.140				
Iron	56		50000	51100				
Lead	208	1		0.076				
Manganese	55	1		1				
Molybdenum	95	2	1000	1040				
Nickel	60	2		0.520				
Selenium	78	5		0.140				
Silver	107	1		0.031				
Thallium	205	1		-0.013				
Vanadium	51	20		-0.150				
Zinc	66	20		0.760				

U Result is less than the IDL

B Result is between IDL and RL

Form 4 Equivalent

TestAmerica North Canton

Metals Data Reporting Form

Interference Check Standard AB

Instrument: ICPMS **Units:** ug/L

Chart Number: I80821A.csv **Acceptable Range:** 50% - 150%

Standard Source: **Standard ID:**

Element	WL/ Mass	True Conc	ICSAB 08/21/08 2:12 PM Found	% Rec	Found	% Rec	Found	% Rec	Found	% Rec	Found	% Rec
Antimony	121	100	101.1	**101.1**								
Arsenic	75	100	97.2	**97.2**								
Barium	137	100	98.7	**98.7**								
Cadmium	111	100	101.7	**101.7**								
Chromium	52	100	100.6	**100.6**								
Cobalt	59	100	97.9	**97.9**								
Copper	65	100	98.7	**98.7**								
Iron	56	50000	51216.7	**102.4**								
Lead	208	100	99.2	**99.2**								
Manganese	55	100	101.0	**101.0**								
Molybdenum	95	1000	1153.0	**115.3**								
Nickel	60	100	101.9	**101.9**								
Selenium	78	100	99.1	**99.1**								
Silver	107	100	100.4	**100.4**								
Thallium	205	100	97.8	**97.8**								
Vanadium	51	100	99.2	**99.2**								
Zinc	66	100	101.3	**101.3**								

N Spike recovery failed
NC Percent recovery was not calculated
U Result is less than the IDL

Form 4 Equivalent

TestAmerica North Canton

Metals Data Reporting Form

Interference Check Standard A

Instrument: ICPMS **Units:** ug/L

Chart Number: I80822A.csv **Acceptable Range:** 0% - 0%

Standard Source: **Standard ID:**

Element	WL/ Mass	Reporting Limit	True Conc	ICSA 08/22/08 11:53 AM				
				Found	Found	Found	Found	Found
Beryllium	9	1		0.000				
Lead	208	1		0.060				

U Result is less than the IDL

B Result is between IDL and RL

Form 4 Equivalent

TestAmerica North Canton

Metals Data Reporting Form

Interference Check Standard AB

Instrument: ICPMS **Units:** ug/L

Chart Number: I80822A.csv **Acceptable Range:** 50% - 150%

Standard Source: **Standard ID:**

Element	WL/ Mass	True Conc	ICSAB 08/22/08 11:56 AM Found	% Rec	Found	% Rec	Found	% Rec	Found	% Rec	Found	% Rec
Beryllium	9	100	95.8	**95.8**								
Lead	208	100	98.7	**98.7**								

N Spike recovery failed
NC Percent recovery was not calculated
U Result is less than the IDL

Form 4 Equivalent

LABORATORY CONTROL SAMPLE DATA REPORT

TOTAL Metals

Client Lot #...: 8H07118 **Matrix.....:** WATER

PARAMETER	SPIKE AMOUNT	MEASURED AMOUNT	UNITS	PERCNT RECVRY	METHOD	PREPARATION-ANALYSIS DATE	WORK ORDER #
LCS Lot-Sample#: A8H120000-076 **Prep Batch #...:** 8225076							
Antimony	100	102	ug/L	102	SW846 6020	08/13-08/19/08	KT0PP1AX
			Dilution Factor: 1		Analysis Time..: 21:34	Analyst ID.....: 002260	
			Instrument ID..: I8				
Arsenic	100	99.2	ug/L	99	SW846 6020	08/13-08/19/08	KT0PP1A0
			Dilution Factor: 1		Analysis Time..: 21:34	Analyst ID.....: 002260	
			Instrument ID..: I8				
Barium	100	95.8	ug/L	96	SW846 6020	08/13-08/19/08	KT0PP1A1
			Dilution Factor: 1		Analysis Time..: 21:34	Analyst ID.....: 002260	
			Instrument ID..: I8				
Beryllium	100	104	ug/L	104	SW846 6020	08/13-08/19/08	KT0PP1A2
			Dilution Factor: 1		Analysis Time..: 21:34	Analyst ID.....: 002260	
			Instrument ID..: I8				
Cadmium	100	108	ug/L	108	SW846 6020	08/13-08/19/08	KT0PP1A3
			Dilution Factor: 1		Analysis Time..: 21:34	Analyst ID.....: 002260	
			Instrument ID..: I8				
Cobalt	100	102	ug/L	102	SW846 6020	08/13-08/19/08	KT0PP1A4
			Dilution Factor: 1		Analysis Time..: 21:34	Analyst ID.....: 002260	
			Instrument ID..: I8				
Copper	100	111	ug/L	111	SW846 6020	08/13-08/19/08	KT0PP1A5
			Dilution Factor: 1		Analysis Time..: 21:34	Analyst ID.....: 002260	
			Instrument ID..: I8				
Iron	1000	1130	ug/L	113	SW846 6020	08/13-08/19/08	KT0PP1A6
			Dilution Factor: 1		Analysis Time..: 21:34	Analyst ID.....: 002260	
			Instrument ID..: I8				
Lead	100	96.1	ug/L	96	SW846 6020	08/13-08/19/08	KT0PP1A7
			Dilution Factor: 1		Analysis Time..: 21:34	Analyst ID.....: 002260	
			Instrument ID..: I8				
Manganese	100	97.5	ug/L	98	SW846 6020	08/13-08/21/08	KT0PP1A8
			Dilution Factor: 1		Analysis Time..: 14:29	Analyst ID.....: 2260	
			Instrument ID..: I8				

(Continued on next page)

LABORATORY CONTROL SAMPLE DATA REPORT

TOTAL Metals

Client Lot #...: 8H07118 **Matrix.....:** WATER

PARAMETER	SPIKE AMOUNT	MEASURED AMOUNT	UNITS	PERCNT RECVRY	METHOD	PREPARATION-ANALYSIS DATE	WORK ORDER #
Molybdenum	100	99.7	ug/L	100	SW846 6020	08/13-08/19/08	KT0PP1A9
		Dilution Factor: 1			Analysis Time..: 21:34	Analyst ID.....: 002260	
		Instrument ID..: I8					
Nickel	100	107	ug/L	107	SW846 6020	08/13-08/19/08	KT0PP1CA
		Dilution Factor: 1			Analysis Time..: 21:34	Analyst ID.....: 002260	
		Instrument ID..: I8					
Selenium	100	102	ug/L	102	SW846 6020	08/13-08/19/08	KT0PP1CC
		Dilution Factor: 1			Analysis Time..: 21:34	Analyst ID.....: 002260	
		Instrument ID..: I8					
Silver	100	111	ug/L	111	SW846 6020	08/13-08/19/08	KT0PP1CD
		Dilution Factor: 1			Analysis Time..: 21:34	Analyst ID.....: 002260	
		Instrument ID..: I8					
Thallium	100	93.6	ug/L	94	SW846 6020	08/13-08/19/08	KT0PP1CE
		Dilution Factor: 1			Analysis Time..: 21:34	Analyst ID.....: 002260	
		Instrument ID..: I8					
Vanadium	100	99.2	ug/L	99	SW846 6020	08/13-08/19/08	KT0PP1CF
		Dilution Factor: 1			Analysis Time..: 21:34	Analyst ID.....: 002260	
		Instrument ID..: I8					
Zinc	100	112	ug/L	112	SW846 6020	08/13-08/19/08	KT0PP1CG
		Dilution Factor: 1			Analysis Time..: 21:34	Analyst ID.....: 002260	
		Instrument ID..: I8					
Chromium	100	102	ug/L	102	SW846 6020	08/13-08/19/08	KT0PP1CH
		Dilution Factor: 1			Analysis Time..: 21:34	Analyst ID.....: 002260	
		Instrument ID..: I8					
Mercury	5.0	5.4	ug/L	108	SW846 7470A	08/13-08/15/08	KT0PP1CJ
		Dilution Factor: 1			Analysis Time..: 16:28	Analyst ID.....: 001576	
		Instrument ID..: H1					
LCS Lot-Sample#: A8H150000-019 **Prep Batch #...:** 8228019							
Antimony	100	87.6	ug/L	88	SW846 6020	08/15-08/19/08	KT6711AX
		Dilution Factor: 1			Analysis Time..: 17:36	Analyst ID.....: 002260	
		Instrument ID..: I8					
Arsenic	100	89.4	ug/L	89	SW846 6020	08/15-08/19/08	KT6711A0
		Dilution Factor: 1			Analysis Time..: 17:36	Analyst ID.....: 002260	
		Instrument ID..: I8					

(Continued on next page)

LABORATORY CONTROL SAMPLE DATA REPORT

TOTAL Metals

Client Lot #...: 8H07118 **Matrix.....:** WATER

PARAMETER	SPIKE AMOUNT	MEASURED AMOUNT	UNITS	PERCNT RECVRY	METHOD	PREPARATION-ANALYSIS DATE	WORK ORDER #
Barium	100	85.4	ug/L	85	SW846 6020	08/15-08/19/08	KT6711A1
			Dilution Factor: 1		Analysis Time..: 17:36	Analyst ID.....: 002260	
			Instrument ID..: I8				
Beryllium	100	99.8	ug/L	100	SW846 6020	08/15-08/19/08	KT6711A2
			Dilution Factor: 1		Analysis Time..: 17:36	Analyst ID.....: 002260	
			Instrument ID..: I8				
Cadmium	100	94.6	ug/L	95	SW846 6020	08/15-08/19/08	KT6711A3
			Dilution Factor: 1		Analysis Time..: 17:36	Analyst ID.....: 002260	
			Instrument ID..: I8				
Cobalt	100	91.3	ug/L	91	SW846 6020	08/15-08/19/08	KT6711A4
			Dilution Factor: 1		Analysis Time..: 17:36	Analyst ID.....: 002260	
			Instrument ID..: I8				
Copper	100	101	ug/L	101	SW846 6020	08/15-08/19/08	KT6711A5
			Dilution Factor: 1		Analysis Time..: 17:36	Analyst ID.....: 002260	
			Instrument ID..: I8				
Iron	1000	994	ug/L	99	SW846 6020	08/15-08/19/08	KT6711A6
			Dilution Factor: 1		Analysis Time..: 17:36	Analyst ID.....: 002260	
			Instrument ID..: I8				
Lead	100	84.6	ug/L	85	SW846 6020	08/15-08/19/08	KT6711A7
			Dilution Factor: 1		Analysis Time..: 17:36	Analyst ID.....: 002260	
			Instrument ID..: I8				
Manganese	100	98.7	ug/L	99	SW846 6020	08/15-08/21/08	KT6711A8
			Dilution Factor: 1		Analysis Time..: 14:49	Analyst ID.....: 002260	
			Instrument ID..: I8				
Molybdenum	100	87.6	ug/L	88	SW846 6020	08/15-08/19/08	KT6711A9
			Dilution Factor: 1		Analysis Time..: 17:36	Analyst ID.....: 002260	
			Instrument ID..: I8				
Nickel	100	99.6	ug/L	100	SW846 6020	08/15-08/19/08	KT6711CA
			Dilution Factor: 1		Analysis Time..: 17:36	Analyst ID.....: 002260	
			Instrument ID..: I8				
Selenium	100	89.7	ug/L	90	SW846 6020	08/15-08/19/08	KT6711CC
			Dilution Factor: 1		Analysis Time..: 17:36	Analyst ID.....: 002260	
			Instrument ID..: I8				

(Continued on next page)

LABORATORY CONTROL SAMPLE DATA REPORT

TOTAL Metals

Client Lot #...: 8H07118 **Matrix.....:** WATER

PARAMETER	SPIKE AMOUNT	MEASURED AMOUNT	UNITS	PERCNT RECVRY	METHOD	PREPARATION-ANALYSIS DATE	WORK ORDER #
Silver	100	96.9	ug/L	97	SW846 6020	08/15-08/19/08	KT6711CD
			Dilution Factor: 1		Analysis Time..: 17:36	Analyst ID.....: 002260	
			Instrument ID..: I8				
Thallium	100	82.2	ug/L	82	SW846 6020	08/15-08/19/08	KT6711CE
			Dilution Factor: 1		Analysis Time..: 17:36	Analyst ID.....: 002260	
			Instrument ID..: I8				
Vanadium	100	89.6	ug/L	90	SW846 6020	08/15-08/19/08	KT6711CF
			Dilution Factor: 1		Analysis Time..: 17:36	Analyst ID.....: 002260	
			Instrument ID..: I8				
Zinc	100	101	ug/L	101	SW846 6020	08/15-08/19/08	KT6711CG
			Dilution Factor: 1		Analysis Time..: 17:36	Analyst ID.....: 002260	
			Instrument ID..: I8				
Chromium	100	91.1	ug/L	91	SW846 6020	08/15-08/19/08	KT6711CH
			Dilution Factor: 1		Analysis Time..: 17:36	Analyst ID.....: 002260	
			Instrument ID..: I8				
Mercury	5.0	5.0	ug/L	100	SW846 7470A	08/15/08	KT6711CJ
			Dilution Factor: 1		Analysis Time..: 17:29	Analyst ID.....: 001576	
			Instrument ID..: H1				

LCS Lot-Sample#: A8H150000-024 **Prep Batch #...:** 8228024

Antimony	100	90.3	ug/L	90	SW846 6020	08/15-08/20/08	KT6731AX
			Dilution Factor: 1		Analysis Time..: 13:11	Analyst ID.....: 002260	
			Instrument ID..: I8				
Arsenic	100	89.2	ug/L	89	SW846 6020	08/15-08/20/08	KT6731A0
			Dilution Factor: 1		Analysis Time..: 13:11	Analyst ID.....: 002260	
			Instrument ID..: I8				
Barium	100	85.0	ug/L	85	SW846 6020	08/15-08/20/08	KT6731A1
			Dilution Factor: 1		Analysis Time..: 13:11	Analyst ID.....: 002260	
			Instrument ID..: I8				
Beryllium	100	89.0	ug/L	89	SW846 6020	08/15-08/20/08	KT6731A2
			Dilution Factor: 1		Analysis Time..: 13:11	Analyst ID.....: 002260	
			Instrument ID..: I8				
Cadmium	100	96.1	ug/L	96	SW846 6020	08/15-08/20/08	KT6731A3
			Dilution Factor: 1		Analysis Time..: 13:11	Analyst ID.....: 002260	
			Instrument ID..: I8				

(Continued on next page)

LABORATORY CONTROL SAMPLE DATA REPORT

TOTAL Metals

Client Lot #...: 8H07118 **Matrix.....:** WATER

PARAMETER	SPIKE AMOUNT	MEASURED AMOUNT	UNITS	PERCNT RECVRY	METHOD	PREPARATION-ANALYSIS DATE	WORK ORDER #
Cobalt	100	87.2	ug/L	87	SW846 6020	08/15-08/20/08	KT6731A4
			Dilution Factor: 1		Analysis Time..: 13:11	Analyst ID.....: 002260	
			Instrument ID..: I8				
Copper	100	95.5	ug/L	95	SW846 6020	08/15-08/20/08	KT6731A5
			Dilution Factor: 1		Analysis Time..: 13:11	Analyst ID.....: 002260	
			Instrument ID..: I8				
Iron	1000	969	ug/L	97	SW846 6020	08/15-08/20/08	KT6731A6
			Dilution Factor: 1		Analysis Time..: 13:11	Analyst ID.....: 002260	
			Instrument ID..: I8				
Lead	100	86.7	ug/L	87	SW846 6020	08/15-08/22/08	KT6731A7
			Dilution Factor: 1		Analysis Time..: 12:14	Analyst ID.....: 002260	
			Instrument ID..: I8				
Manganese	100	98.8	ug/L	99	SW846 6020	08/15-08/21/08	KT6731A8
			Dilution Factor: 1		Analysis Time..: 15:03	Analyst ID.....: 002260	
			Instrument ID..: I8				
Molybdenum	100	86.8	ug/L	87	SW846 6020	08/15-08/20/08	KT6731A9
			Dilution Factor: 1		Analysis Time..: 13:11	Analyst ID.....: 002260	
			Instrument ID..: I8				
Nickel	100	94.4	ug/L	94	SW846 6020	08/15-08/20/08	KT6731CA
			Dilution Factor: 1		Analysis Time..: 13:11	Analyst ID.....: 002260	
			Instrument ID..: I8				
Selenium	100	90.1	ug/L	90	SW846 6020	08/15-08/20/08	KT6731CC
			Dilution Factor: 1		Analysis Time..: 13:11	Analyst ID.....: 002260	
			Instrument ID..: I8				
Silver	100	97.3	ug/L	97	SW846 6020	08/15-08/20/08	KT6731CD
			Dilution Factor: 1		Analysis Time..: 13:11	Analyst ID.....: 002260	
			Instrument ID..: I8				
Thallium	100	81.9	ug/L	82	SW846 6020	08/15-08/21/08	KT6731CE
			Dilution Factor: 1		Analysis Time..: 15:03	Analyst ID.....: 002260	
			Instrument ID..: I8				
Vanadium	100	85.4	ug/L	85	SW846 6020	08/15-08/20/08	KT6731CF
			Dilution Factor: 1		Analysis Time..: 13:11	Analyst ID.....: 002260	
			Instrument ID..: I8				

(Continued on next page)

LABORATORY CONTROL SAMPLE DATA REPORT

TOTAL Metals

Client Lot #...: 8H07118 **Matrix.....:** WATER

PARAMETER	SPIKE AMOUNT	MEASURED AMOUNT	UNITS	PERCNT RECVRY	METHOD	PREPARATION-ANALYSIS DATE	WORK ORDER #
Zinc	100	101	ug/L	101	SW846 6020	08/15-08/20/08	KT6731CG
			Dilution Factor: 1		Analysis Time..: 13:11	Analyst ID.....: 002260	
			Instrument ID..: I8				
Chromium	100	87.7	ug/L	88	SW846 6020	08/15-08/20/08	KT6731CH
			Dilution Factor: 1		Analysis Time..: 13:11	Analyst ID.....: 002260	
			Instrument ID..: I8				
Mercury	5.0	5.1	ug/L	103	SW846 7470A	08/15/08	KT6731CJ
			Dilution Factor: 1		Analysis Time..: 17:09	Analyst ID.....: 001576	
			Instrument ID..: H1				

NOTE(S):

Calculations are performed before rounding to avoid round-off errors in calculated results.

LABORATORY CONTROL SAMPLE DATA REPORT

DISSOLVED Metals

Client Lot #...: 8H07118 **Matrix.....:** WATER

PARAMETER	SPIKE AMOUNT	MEASURED AMOUNT	UNITS	PERCNT RECVRY	METHOD	PREPARATION-ANALYSIS DATE	WORK ORDER #
LCS Lot-Sample#: A8H120000-076 **Prep Batch #...:** 8225076							
Antimony	100	102	ug/L	102	SW846 6020	08/13-08/19/08	KT0PP1C7
			Dilution Factor: 1		Analysis Time..: 21:34	Analyst ID.....: 002260	
			Instrument ID..: I8				
Arsenic	100	99.2	ug/L	99	SW846 6020	08/13-08/19/08	KT0PP1C8
			Dilution Factor: 1		Analysis Time..: 21:34	Analyst ID.....: 002260	
			Instrument ID..: I8				
Barium	100	95.8	ug/L	96	SW846 6020	08/13-08/19/08	KT0PP1C9
			Dilution Factor: 1		Analysis Time..: 21:34	Analyst ID.....: 002260	
			Instrument ID..: I8				
Beryllium	100	104	ug/L	104	SW846 6020	08/13-08/19/08	KT0PP1DA
			Dilution Factor: 1		Analysis Time..: 21:34	Analyst ID.....: 002260	
			Instrument ID..: I8				
Cadmium	100	108	ug/L	108	SW846 6020	08/13-08/19/08	KT0PP1DC
			Dilution Factor: 1		Analysis Time..: 21:34	Analyst ID.....: 002260	
			Instrument ID..: I8				
Cobalt	100	102	ug/L	102	SW846 6020	08/13-08/19/08	KT0PP1DD
			Dilution Factor: 1		Analysis Time..: 21:34	Analyst ID.....: 002260	
			Instrument ID..: I8				
Copper	100	111	ug/L	111	SW846 6020	08/13-08/19/08	KT0PP1DE
			Dilution Factor: 1		Analysis Time..: 21:34	Analyst ID.....: 002260	
			Instrument ID..: I8				
Iron	1000	1130	ug/L	113	SW846 6020	08/13-08/19/08	KT0PP1DF
			Dilution Factor: 1		Analysis Time..: 21:34	Analyst ID.....: 002260	
			Instrument ID..: I8				
Lead	100	96.1	ug/L	96	SW846 6020	08/13-08/19/08	KT0PP1DG
			Dilution Factor: 1		Analysis Time..: 21:34	Analyst ID.....: 002260	
			Instrument ID..: I8				
Manganese	100	97.5	ug/L	98	SW846 6020	08/13-08/21/08	KT0PP1DH
			Dilution Factor: 1		Analysis Time..: 14:29	Analyst ID.....: 2260	
			Instrument ID..: I8				

(Continued on next page)

LABORATORY CONTROL SAMPLE DATA REPORT

DISSOLVED Metals

Client Lot #...: 8H07118 **Matrix.....:** WATER

PARAMETER	SPIKE AMOUNT	MEASURED AMOUNT	UNITS	PERCNT RECVRY	METHOD	PREPARATION-ANALYSIS DATE	WORK ORDER #
Molybdenum	100	99.7	ug/L	100	SW846 6020	08/13-08/19/08	KT0PP1DJ
			Dilution Factor: 1		Analysis Time..: 21:34	Analyst ID.....: 002260	
			Instrument ID..: I8				
Nickel	100	107	ug/L	107	SW846 6020	08/13-08/19/08	KT0PP1DK
			Dilution Factor: 1		Analysis Time..: 21:34	Analyst ID.....: 002260	
			Instrument ID..: I8				
Selenium	100	102	ug/L	102	SW846 6020	08/13-08/19/08	KT0PP1DL
			Dilution Factor: 1		Analysis Time..: 21:34	Analyst ID.....: 002260	
			Instrument ID..: I8				
Silver	100	111	ug/L	111	SW846 6020	08/13-08/19/08	KT0PP1DM
			Dilution Factor: 1		Analysis Time..: 21:34	Analyst ID.....: 002260	
			Instrument ID..: I8				
Thallium	100	93.6	ug/L	94	SW846 6020	08/13-08/19/08	KT0PP1DN
			Dilution Factor: 1		Analysis Time..: 21:34	Analyst ID.....: 002260	
			Instrument ID..: I8				
Vanadium	100	99.2	ug/L	99	SW846 6020	08/13-08/19/08	KT0PP1DP
			Dilution Factor: 1		Analysis Time..: 21:34	Analyst ID.....: 002260	
			Instrument ID..: I8				
Zinc	100	112	ug/L	112	SW846 6020	08/13-08/19/08	KT0PP1DQ
			Dilution Factor: 1		Analysis Time..: 21:34	Analyst ID.....: 002260	
			Instrument ID..: I8				
Chromium	100	102	ug/L	102	SW846 6020	08/13-08/19/08	KT0PP1DR
			Dilution Factor: 1		Analysis Time..: 21:34	Analyst ID.....: 002260	
			Instrument ID..: I8				
Mercury	5.0	5.4	ug/L	108	SW846 7470A	08/13-08/15/08	KT0PP1DT
			Dilution Factor: 1		Analysis Time..: 16:28	Analyst ID.....: 001576	
			Instrument ID..: H1				

LCS Lot-Sample#: A8H150000-019 **Prep Batch #...:** 8228019

Antimony	100	87.6	ug/L	88	SW846 6020	08/15-08/19/08	KT6711C7
			Dilution Factor: 1		Analysis Time..: 17:36	Analyst ID.....: 002260	
			Instrument ID..: I8				
Arsenic	100	89.4	ug/L	89	SW846 6020	08/15-08/19/08	KT6711C8
			Dilution Factor: 1		Analysis Time..: 17:36	Analyst ID.....: 002260	
			Instrument ID..: I8				

(Continued on next page)

LABORATORY CONTROL SAMPLE DATA REPORT

DISSOLVED Metals

Client Lot #...: 8H07118 **Matrix.....:** WATER

PARAMETER	SPIKE AMOUNT	MEASURED AMOUNT	UNITS	PERCNT RECVRY	METHOD	PREPARATION-ANALYSIS DATE	WORK ORDER #
Barium	100	85.4	ug/L	85	SW846 6020	08/15-08/19/08	KT6711C9
			Dilution Factor: 1		Analysis Time..: 17:36	Analyst ID.....: 002260	
			Instrument ID..: I8				
Beryllium	100	99.8	ug/L	100	SW846 6020	08/15-08/19/08	KT6711DA
			Dilution Factor: 1		Analysis Time..: 17:36	Analyst ID.....: 002260	
			Instrument ID..: I8				
Cadmium	100	94.6	ug/L	95	SW846 6020	08/15-08/19/08	KT6711DC
			Dilution Factor: 1		Analysis Time..: 17:36	Analyst ID.....: 002260	
			Instrument ID..: I8				
Cobalt	100	91.3	ug/L	91	SW846 6020	08/15-08/19/08	KT6711DD
			Dilution Factor: 1		Analysis Time..: 17:36	Analyst ID.....: 002260	
			Instrument ID..: I8				
Copper	100	101	ug/L	101	SW846 6020	08/15-08/19/08	KT6711DE
			Dilution Factor: 1		Analysis Time..: 17:36	Analyst ID.....: 002260	
			Instrument ID..: I8				
Iron	1000	994	ug/L	99	SW846 6020	08/15-08/19/08	KT6711DF
			Dilution Factor: 1		Analysis Time..: 17:36	Analyst ID.....: 002260	
			Instrument ID..: I8				
Lead	100	84.6	ug/L	85	SW846 6020	08/15-08/19/08	KT6711DG
			Dilution Factor: 1		Analysis Time..: 17:36	Analyst ID.....: 002260	
			Instrument ID..: I8				
Manganese	100	98.7	ug/L	99	SW846 6020	08/15-08/21/08	KT6711DH
			Dilution Factor: 1		Analysis Time..: 14:49	Analyst ID.....: 002260	
			Instrument ID..: I8				
Molybdenum	100	87.6	ug/L	88	SW846 6020	08/15-08/19/08	KT6711DJ
			Dilution Factor: 1		Analysis Time..: 17:36	Analyst ID.....: 002260	
			Instrument ID..: I8				
Nickel	100	99.6	ug/L	100	SW846 6020	08/15-08/19/08	KT6711DK
			Dilution Factor: 1		Analysis Time..: 17:36	Analyst ID.....: 002260	
			Instrument ID..: I8				
Selenium	100	89.7	ug/L	90	SW846 6020	08/15-08/19/08	KT6711DL
			Dilution Factor: 1		Analysis Time..: 17:36	Analyst ID.....: 002260	
			Instrument ID..: I8				

(Continued on next page)

LABORATORY CONTROL SAMPLE DATA REPORT

DISSOLVED Metals

Client Lot #...: 8H07118 **Matrix.....:** WATER

PARAMETER	SPIKE AMOUNT	MEASURED AMOUNT	UNITS	PERCNT RECVRY	METHOD	PREPARATION-ANALYSIS DATE	WORK ORDER #
Silver	100	96.9	ug/L	97	SW846 6020	08/15-08/19/08	KT6711DM
			Dilution Factor: 1		Analysis Time..: 17:36	Analyst ID.....: 002260	
			Instrument ID..: I8				
Thallium	100	82.2	ug/L	82	SW846 6020	08/15-08/19/08	KT6711DN
			Dilution Factor: 1		Analysis Time..: 17:36	Analyst ID.....: 002260	
			Instrument ID..: I8				
Vanadium	100	89.6	ug/L	90	SW846 6020	08/15-08/19/08	KT6711DP
			Dilution Factor: 1		Analysis Time..: 17:36	Analyst ID.....: 002260	
			Instrument ID..: I8				
Zinc	100	101	ug/L	101	SW846 6020	08/15-08/19/08	KT6711DQ
			Dilution Factor: 1		Analysis Time..: 17:36	Analyst ID.....: 002260	
			Instrument ID..: I8				
Chromium	100	91.1	ug/L	91	SW846 6020	08/15-08/19/08	KT6711DR
			Dilution Factor: 1		Analysis Time..: 17:36	Analyst ID.....: 002260	
			Instrument ID..: I8				
Mercury	5.0	5.0	ug/L	100	SW846 7470A	08/15/08	KT6711DT
			Dilution Factor: 1		Analysis Time..: 17:29	Analyst ID.....: 001576	
			Instrument ID..: H1				

LCS Lot-Sample#: A8H150000-024 **Prep Batch #...:** 8228024

Antimony	100	90.3	ug/L	90	SW846 6020	08/15-08/20/08	KT6731C7
			Dilution Factor: 1		Analysis Time..: 13:11	Analyst ID.....: 002260	
			Instrument ID..: I8				
Arsenic	100	89.2	ug/L	89	SW846 6020	08/15-08/20/08	KT6731C8
			Dilution Factor: 1		Analysis Time..: 13:11	Analyst ID.....: 002260	
			Instrument ID..: I8				
Barium	100	85.0	ug/L	85	SW846 6020	08/15-08/20/08	KT6731C9
			Dilution Factor: 1		Analysis Time..: 13:11	Analyst ID.....: 002260	
			Instrument ID..: I8				
Beryllium	100	89.0	ug/L	89	SW846 6020	08/15-08/20/08	KT6731DA
			Dilution Factor: 1		Analysis Time..: 13:11	Analyst ID.....: 002260	
			Instrument ID..: I8				
Cadmium	100	96.1	ug/L	96	SW846 6020	08/15-08/20/08	KT6731DC
			Dilution Factor: 1		Analysis Time..: 13:11	Analyst ID.....: 002260	
			Instrument ID..: I8				

(Continued on next page)

LABORATORY CONTROL SAMPLE DATA REPORT

DISSOLVED Metals

Client Lot #...: 8H07118 **Matrix.....:** WATER

PARAMETER	SPIKE AMOUNT	MEASURED AMOUNT	UNITS	PERCNT RECVRY	METHOD	PREPARATION-ANALYSIS DATE	WORK ORDER #
Cobalt	100	87.2	ug/L	87	SW846 6020	08/15-08/20/08	KT6731DD
			Dilution Factor: 1		Analysis Time..: 13:11	Analyst ID.....: 002260	
			Instrument ID..: I8				
Copper	100	95.5	ug/L	95	SW846 6020	08/15-08/20/08	KT6731DE
			Dilution Factor: 1		Analysis Time..: 13:11	Analyst ID.....: 002260	
			Instrument ID..: I8				
Iron	1000	969	ug/L	97	SW846 6020	08/15-08/20/08	KT6731DF
			Dilution Factor: 1		Analysis Time..: 13:11	Analyst ID.....: 002260	
			Instrument ID..: I8				
Lead	100	86.7	ug/L	87	SW846 6020	08/15-08/22/08	KT6731DG
			Dilution Factor: 1		Analysis Time..: 12:14	Analyst ID.....: 002260	
			Instrument ID..: I8				
Manganese	100	98.8	ug/L	99	SW846 6020	08/15-08/21/08	KT6731DH
			Dilution Factor: 1		Analysis Time..: 15:03	Analyst ID.....: 002260	
			Instrument ID..: I8				
Molybdenum	100	86.8	ug/L	87	SW846 6020	08/15-08/20/08	KT6731DJ
			Dilution Factor: 1		Analysis Time..: 13:11	Analyst ID.....: 002260	
			Instrument ID..: I8				
Nickel	100	94.4	ug/L	94	SW846 6020	08/15-08/20/08	KT6731DK
			Dilution Factor: 1		Analysis Time..: 13:11	Analyst ID.....: 002260	
			Instrument ID..: I8				
Selenium	100	90.1	ug/L	90	SW846 6020	08/15-08/20/08	KT6731DL
			Dilution Factor: 1		Analysis Time..: 13:11	Analyst ID.....: 002260	
			Instrument ID..: I8				
Silver	100	97.3	ug/L	97	SW846 6020	08/15-08/20/08	KT6731DM
			Dilution Factor: 1		Analysis Time..: 13:11	Analyst ID.....: 002260	
			Instrument ID..: I8				
Thallium	100	81.9	ug/L	82	SW846 6020	08/15-08/21/08	KT6731DN
			Dilution Factor: 1		Analysis Time..: 15:03	Analyst ID.....: 002260	
			Instrument ID..: I8				
Vanadium	100	85.4	ug/L	85	SW846 6020	08/15-08/20/08	KT6731DP
			Dilution Factor: 1		Analysis Time..: 13:11	Analyst ID.....: 002260	
			Instrument ID..: I8				

(Continued on next page)

LABORATORY CONTROL SAMPLE DATA REPORT

DISSOLVED Metals

Client Lot #...: 8H07118 **Matrix.....:** WATER

PARAMETER	SPIKE AMOUNT	MEASURED AMOUNT	UNITS	PERCNT RECVRY	METHOD	PREPARATION-ANALYSIS DATE	WORK ORDER #
Zinc	100	101	ug/L	101	SW846 6020	08/15-08/20/08	KT6731DQ
			Dilution Factor: 1		Analysis Time..: 13:11	Analyst ID.....: 002260	
			Instrument ID..: I8				
Chromium	100	87.7	ug/L	88	SW846 6020	08/15-08/20/08	KT6731DR
			Dilution Factor: 1		Analysis Time..: 13:11	Analyst ID.....: 002260	
			Instrument ID..: I8				
Mercury	5.0	5.1	ug/L	103	SW846 7470A	08/15/08	KT6731DT
			Dilution Factor: 1		Analysis Time..: 17:09	Analyst ID.....: 001576	
			Instrument ID..: H1				

NOTE(S):

Calculations are performed before rounding to avoid round-off errors in calculated results.

SAMPLE DUPLICATE EVALUATION REPORT

Metals

Client Lot #...: A8H070118 **Work Order #...:** KTQX0-SMP KTQX0-DUP **Matrix.....:** WATER

Date Sampled...: 08/05/08 12:05 **Date Received..:** 08/07/08

PARAM	RESULT	DUPLICATE RESULT	UNITS	RPD	RPD LIMIT	METHOD	PREPARATION-ANALYSIS DATE	PREP BATCH #
Antimony						SD Lot-Sample #: A8H070180-002		
	ND	ND	ug/L	0	(0-20)	SW846 6020	08/13-08/19/08	8225076
			Dilution Factor: 1			Analysis Time..: 22:48	Analyst ID.....: 002260	
			Instrument ID..: I8					
Arsenic						SD Lot-Sample #: A8H070180-002		
	0.51 B	0.46 B	ug/L	10	(0-20)	SW846 6020	08/13-08/19/08	8225076
			Dilution Factor: 1			Analysis Time..: 22:48	Analyst ID.....: 002260	
			Instrument ID..: I8					
Barium						SD Lot-Sample #: A8H070180-002		
	52.6 J	51.8	ug/L	1.5	(0-20)	SW846 6020	08/13-08/19/08	8225076
			Dilution Factor: 1			Analysis Time..: 22:48	Analyst ID.....: 002260	
			Instrument ID..: I8					
Beryllium						SD Lot-Sample #: A8H070180-002		
	0.20 B	0.22 B	ug/L	11	(0-20)	SW846 6020	08/13-08/19/08	8225076
			Dilution Factor: 1			Analysis Time..: 22:48	Analyst ID.....: 002260	
			Instrument ID..: I8					
Cadmium						SD Lot-Sample #: A8H070180-002		
	1.8 J	1.7	ug/L	4.5	(0-20)	SW846 6020	08/13-08/19/08	8225076
			Dilution Factor: 1			Analysis Time..: 22:48	Analyst ID.....: 002260	
			Instrument ID..: I8					
Cobalt						SD Lot-Sample #: A8H070180-002		
	0.42 B,J	0.46 B	ug/L	8.5	(0-20)	SW846 6020	08/13-08/19/08	8225076
			Dilution Factor: 1			Analysis Time..: 22:48	Analyst ID.....: 002260	
			Instrument ID..: I8					
Copper						SD Lot-Sample #: A8H070180-002		
	0.14 B,J	0.25 B	ug/L	53	(0-20)	SW846 6020	08/13-08/19/08	8225076
			Dilution Factor: 1			Analysis Time..: 22:48	Analyst ID.....: 002260	
			Instrument ID..: I8					
Iron						SD Lot-Sample #: A8H070180-002		
	ND	ND	ug/L	0	(0-20)	SW846 6020	08/13-08/19/08	8225076
			Dilution Factor: 1			Analysis Time..: 22:48	Analyst ID.....: 002260	
			Instrument ID..: I8					
Lead						SD Lot-Sample #: A8H070180-002		
	0.045 B,J	0.061 B	ug/L	30	(0-20)	SW846 6020	08/13-08/19/08	8225076
	ok, < CRDL		Dilution Factor: 1			Analysis Time..: 22:48	Analyst ID.....: 002260	
			Instrument ID..: I8					

(Continued on next page)

SAMPLE DUPLICATE EVALUATION REPORT

Metals

Lot-Sample #...: A8H070118-000 **Work Order #...:** KTQX0-SMP KTQX0-DUP **Matrix.....:** WATER

PARAM	RESULT	DUPLICATE RESULT	UNITS	RPD	RPD LIMIT	METHOD	PREPARATION-ANALYSIS DATE	PREP BATCH #
Manganese						SD Lot-Sample #: A8H070180-002		
	2.1 J	2.9	ug/L	29	(0-20)	SW846 6020	08/13-08/19/08	8225076
	ok, J: Presence < CRDL		Dilution Factor: 1			Analysis Time..: 22:48	Analyst ID.....: 002260	
			Instrument ID..: I8					
Molybdenum						SD Lot-Sample #: A8H070180-002		
	ND	ND	ug/L	0	(0-20)	SW846 6020	08/13-08/19/08	8225076
			Dilution Factor: 1			Analysis Time..: 22:48	Analyst ID.....: 002260	
			Instrument ID..: I8					
Nickel						SD Lot-Sample #: A8H070180-002		
	8.6 J	8.5	ug/L	0.35	(0-20)	SW846 6020	08/13-08/19/08	8225076
			Dilution Factor: 1			Analysis Time..: 22:48	Analyst ID.....: 002260	
			Instrument ID..: I8					
Selenium						SD Lot-Sample #: A8H070180-002		
	4.6 B	4.8 B	ug/L	3.4	(0-20)	SW846 6020	08/13-08/19/08	8225076
			Dilution Factor: 1			Analysis Time..: 22:48	Analyst ID.....: 002260	
			Instrument ID..: I8					
Silver						SD Lot-Sample #: A8H070180-002		
	0.0050 B	0.0030 B	ug/L	50	(0-20)	SW846 6020	08/13-08/19/08	8225076
	ok, < CRDL		Dilution Factor: 1			Analysis Time..: 22:48	Analyst ID.....: 002260	
			Instrument ID..: I8					
Thallium						SD Lot-Sample #: A8H070180-002		
	ND	ND	ug/L	0	(0-20)	SW846 6020	08/13-08/19/08	8225076
			Dilution Factor: 1			Analysis Time..: 22:48	Analyst ID.....: 002260	
			Instrument ID..: I8					
Vanadium						SD Lot-Sample #: A8H070180-002		
	ND	ND	ug/L	0	(0-20)	SW846 6020	08/13-08/19/08	8225076
			Dilution Factor: 1			Analysis Time..: 22:48	Analyst ID.....: 002260	
			Instrument ID..: I8					
Zinc						SD Lot-Sample #: A8H070180-002		
	10.8 B,J	11.5 B	ug/L	5.7	(0-20)	SW846 6020	08/13-08/19/08	8225076
	ok, < CRDL		Dilution Factor: 1			Analysis Time..: 22:48	Analyst ID.....: 002260	
			Instrument ID..: I8					
Chromium						SD Lot-Sample #: A8H070180-002		
	37.3 J	37.6	ug/L	0.85	(0-20)	SW846 6020	08/13-08/19/08	8225076
			Dilution Factor: 1			Analysis Time..: 22:48	Analyst ID.....: 002260	
			Instrument ID..: I8					

(Continued on next page)

SAMPLE DUPLICATE EVALUATION REPORT

Metals

Lot-Sample #...: A8H070118-000 **Work Order #...:** KTQX0-SMP KTQX0-DUP **Matrix.....:** WATER

PARAM	RESULT	DUPLICATE RESULT	UNITS	RPD	RPD LIMIT	METHOD	PREPARATION-ANALYSIS DATE	PREP BATCH #
Mercury						SD Lot-Sample #: A8H070180-002		
	ND	ND	ug/L	0	(0-20)	SW846 7470A	08/13-08/15/08	8225076

Dilution Factor: 1 Analysis Time..: 16:31 Analyst ID.....: 001576
Instrument ID..: H1

NOTE(S):

Calculations are performed before rounding to avoid round-off errors in calculated results.

B Estimated result. Result is less than RL.

J Method blank contamination. The associated method blank contains the target analyte at a reportable level.

SAMPLE DUPLICATE EVALUATION REPORT

Metals

Client Lot #...: A8H070118 **Work Order #...:** KTWQ8-SMP KTWQ8-DUP **Matrix.....:** WG

Date Sampled...: 08/08/08 10:15 **Date Received..:** 08/09/08

PARAM	RESULT	DUPLICATE RESULT	UNITS	RPD	RPD LIMIT	METHOD	PREPARATION-ANALYSIS DATE	PREP BATCH #
Silver						SD Lot-Sample #: A8H090106-002		
	ND	ND	ug/L	0	(0-20)	SW846 6020	08/15-08/19/08	8228019
			Dilution Factor: 1			Analysis Time..: 17:49	Analyst ID.....: 002260	
			Instrument ID..: I8					
Arsenic						SD Lot-Sample #: A8H090106-002		
	7.9	7.5	ug/L	5.1	(0-20)	SW846 6020	08/15-08/19/08	8228019
			Dilution Factor: 1			Analysis Time..: 17:49	Analyst ID.....: 002260	
			Instrument ID..: I8					
Barium						SD Lot-Sample #: A8H090106-002		
	28.7 J	28.0	ug/L	2.5	(0-20)	SW846 6020	08/15-08/19/08	8228019
			Dilution Factor: 1			Analysis Time..: 17:49	Analyst ID.....: 002260	
			Instrument ID..: I8					
Beryllium						SD Lot-Sample #: A8H090106-002		
	ND	0.012 B	ug/L	200	(0-20)	SW846 6020	08/15-08/19/08	8228019
	ok, < CRDL		Dilution Factor: 1			Analysis Time..: 17:49	Analyst ID.....: 002260	
			Instrument ID..: I8					
Cadmium						SD Lot-Sample #: A8H090106-002		
	0.012 B,J	0.028 B	ug/L	80	(0-20)	SW846 6020	08/15-08/19/08	8228019
	ok, < CRDL		Dilution Factor: 1			Analysis Time..: 17:49	Analyst ID.....: 002260	
			Instrument ID..: I8					
Cobalt						SD Lot-Sample #: A8H090106-002		
	4.5 J	4.5	ug/L	1.1	(0-20)	SW846 6020	08/15-08/19/08	8228019
			Dilution Factor: 1			Analysis Time..: 17:49	Analyst ID.....: 002260	
			Instrument ID..: I8					
Chromium						SD Lot-Sample #: A8H090106-002		
	1.0 B,J	1.1 B	ug/L	3.3	(0-20)	SW846 6020	08/15-08/19/08	8228019
			Dilution Factor: 1			Analysis Time..: 17:49	Analyst ID.....: 002260	
			Instrument ID..: I8					
Copper						SD Lot-Sample #: A8H090106-002		
	0.16 B,J	0.18 B	ug/L	9.0	(0-20)	SW846 6020	08/15-08/19/08	8228019
			Dilution Factor: 1			Analysis Time..: 17:49	Analyst ID.....: 002260	
			Instrument ID..: I8					
Iron						SD Lot-Sample #: A8H090106-002		
	55700 J	54900	ug/L	1.4	(0-20)	SW846 6020	08/15-08/19/08	8228019
			Dilution Factor: 1			Analysis Time..: 17:49	Analyst ID.....: 002260	
			Instrument ID..: I8					

(Continued on next page)

SAMPLE DUPLICATE EVALUATION REPORT

Metals

Lot-Sample #...: A8H070118-000 **Work Order #...:** KTWQ8-SMP KTWQ8-DUP **Matrix.....:** WG

PARAM	RESULT	DUPLICATE RESULT	UNITS	RPD	RPD LIMIT	METHOD	PREPARATION-ANALYSIS DATE	PREP BATCH #
Manganese						SD Lot-Sample #: A8H090106-002		
	1330 J	1280	ug/L	3.8	(0-20)	SW846 6020	08/15-08/19/08	8228019
			Dilution Factor: 1			Analysis Time..: 14:55	Analyst ID.....: 002260	
			Instrument ID..: I8					
Molybdenum						SD Lot-Sample #: A8H090106-002		
	0.31 B	0.34 B	ug/L	11	(0-20)	SW846 6020	08/15-08/19/08	8228019
			Dilution Factor: 1			Analysis Time..: 17:49	Analyst ID.....: 002260	
			Instrument ID..: I8					
Nickel						SD Lot-Sample #: A8H090106-002		
	1.2 B,J	1.2 B	ug/L	1.5	(0-20)	SW846 6020	08/15-08/19/08	8228019
			Dilution Factor: 1			Analysis Time..: 17:49	Analyst ID.....: 002260	
			Instrument ID..: I8					
Lead						SD Lot-Sample #: A8H090106-002		
	2.6 J	2.4	ug/L	6.8	(0-20)	SW846 6020	08/15-08/19/08	8228019
			Dilution Factor: 1			Analysis Time..: 17:49	Analyst ID.....: 002260	
			Instrument ID..: I8					
Antimony						SD Lot-Sample #: A8H090106-002		
	0.076 B	ND	ug/L	200	(0-20)	SW846 6020	08/15-08/19/08	8228019
	ok, < CRDL		Dilution Factor: 1			Analysis Time..: 17:49	Analyst ID.....: 002260	
			Instrument ID..: I8					
Selenium						SD Lot-Sample #: A8H090106-002		
	0.44 B	0.41 B	ug/L	6.8	(0-20)	SW846 6020	08/15-08/19/08	8228019
			Dilution Factor: 1			Analysis Time..: 17:49	Analyst ID.....: 002260	
			Instrument ID..: I8					
Thallium						SD Lot-Sample #: A8H090106-002		
	ND	ND	ug/L	0	(0-20)	SW846 6020	08/15-08/19/08	8228019
			Dilution Factor: 1			Analysis Time..: 17:49	Analyst ID.....: 002260	
			Instrument ID..: I8					
Vanadium						SD Lot-Sample #: A8H090106-002		
	0.96 B,J	0.51 B	ug/L	62	(0-20)	SW846 6020	08/15-08/19/08	8228019
	ok, < CRDL		Dilution Factor: 1			Analysis Time..: 17:49	Analyst ID.....: 002260	
			Instrument ID..: I8					
Zinc						SD Lot-Sample #: A8H090106-002		
	8.3 B,J	9.3 B	ug/L	11	(0-20)	SW846 6020	08/15-08/19/08	8228019
			Dilution Factor: 1			Analysis Time..: 17:49	Analyst ID.....: 002260	
			Instrument ID..: I8					

(Continued on next page)

SAMPLE DUPLICATE EVALUATION REPORT

Metals

Lot-Sample #...: A8H070118-000 **Work Order #...:** KTWQ8-SMP KTWQ8-DUP **Matrix.....:** WG

PARAM	RESULT	DUPLICATE RESULT	UNITS	RPD	RPD LIMIT	METHOD	PREPARATION-ANALYSIS DATE	PREP BATCH #
Mercury						SD Lot-Sample #: A8H090106-002		
	ND	ND	ug/L	0	(0-20)	SW846 7470A	08/15/08	8228019

Dilution Factor: 1 Analysis Time..: 17:30 Analyst ID.....: 001576
Instrument ID..: H1

NOTE(S):

Calculations are performed before rounding to avoid round-off errors in calculated results.

J Method blank contamination. The associated method blank contains the target analyte at a reportable level.

B Estimated result. Result is less than RL.

SAMPLE DUPLICATE EVALUATION REPORT

Metals

Client Lot #...: A8H070118 **Work Order #...:** KTTHP-SMP KTTHP-DUP **Matrix.....:** WG

Date Sampled...: 08/07/08 10:45 **Date Received..:** 08/08/08

PARAM	RESULT	DUPLICATE RESULT	UNITS	RPD	RPD LIMIT	METHOD	PREPARATION-ANALYSIS DATE	PREP BATCH #
Silver						SD Lot-Sample #: A8H080117-002		
	0.011 B	0.0070 B	ug/L	44	(0-20)	SW846 6020	08/15-08/20/08	8228024
			Dilution Factor: 1			Analysis Time..: 13:18	Analyst ID.....: 002260	
			Instrument ID..: I8					
Arsenic						SD Lot-Sample #: A8H080117-002		
	4.0 B	4.2 B	ug/L	3.4	(0-20)	SW846 6020	08/15-08/20/08	8228024
			Dilution Factor: 1			Analysis Time..: 13:18	Analyst ID.....: 002260	
			Instrument ID..: I8					
Barium						SD Lot-Sample #: A8H080117-002		
	1610 J	1640	ug/L	1.8	(0-20)	SW846 6020	08/15-08/20/08	8228024
			Dilution Factor: 1			Analysis Time..: 13:18	Analyst ID.....: 002260	
			Instrument ID..: I8					
Beryllium						SD Lot-Sample #: A8H080117-002		
	0.029 B	0.028 B	ug/L	3.5	(0-20)	SW846 6020	08/15-08/20/08	8228024
			Dilution Factor: 1			Analysis Time..: 13:18	Analyst ID.....: 002260	
			Instrument ID..: I8					
Cadmium						SD Lot-Sample #: A8H080117-002		
	0.030 B,J	0.033 B	ug/L	9.5	(0-20)	SW846 6020	08/15-08/20/08	8228024
			Dilution Factor: 1			Analysis Time..: 13:18	Analyst ID.....: 002260	
			Instrument ID..: I8					
Cobalt						SD Lot-Sample #: A8H080117-002		
	0.86 B,J	0.87 B	ug/L	1.2	(0-20)	SW846 6020	08/15-08/20/08	8228024
			Dilution Factor: 1			Analysis Time..: 13:18	Analyst ID.....: 002260	
			Instrument ID..: I8					
Chromium						SD Lot-Sample #: A8H080117-002		
	3.1 J	3.0	ug/L	1.4	(0-20)	SW846 6020	08/15-08/20/08	8228024
			Dilution Factor: 1			Analysis Time..: 13:18	Analyst ID.....: 002260	
			Instrument ID..: I8					
Copper						SD Lot-Sample #: A8H080117-002		
	4.5 J	4.4	ug/L	3.0	(0-20)	SW846 6020	08/15-08/20/08	8228024
			Dilution Factor: 1			Analysis Time..: 13:18	Analyst ID.....: 002260	
			Instrument ID..: I8					
Iron						SD Lot-Sample #: A8H080117-002		
	31800 J	32800	ug/L	3.2	(0-20)	SW846 6020	08/15-08/20/08	8228024
			Dilution Factor: 1			Analysis Time..: 13:18	Analyst ID.....: 002260	
			Instrument ID..: I8					

ok, < CRDL

(Continued on next page)

SAMPLE DUPLICATE EVALUATION REPORT

Metals

Lot-Sample #...: A8H070118-000 **Work Order #...:** KTTHP-SMP KTTHP-DUP **Matrix.....:** WG

PARAM	RESULT	DUPLICATE RESULT	UNITS	RPD	RPD LIMIT	METHOD	PREPARATION-ANALYSIS DATE	PREP BATCH #
Manganese						SD Lot-Sample #: A8H080117-002		
	788 J	789	ug/L	0.18	(0-20)	SW846 6020	08/15-08/21/08	8228024
			Dilution Factor: 1			Analysis Time..: 15:09	Analyst ID.....: 002260	
			Instrument ID..: I8					
Molybdenum						SD Lot-Sample #: A8H080117-002		
	0.65 B	0.66 B	ug/L	1.1	(0-20)	SW846 6020	08/15-08/20/08	8228024
			Dilution Factor: 1			Analysis Time..: 13:18	Analyst ID.....: 002260	
			Instrument ID..: I8					
Nickel						SD Lot-Sample #: A8H080117-002		
	1.4 B,J	1.1 B	ug/L	22	(0-20)	SW846 6020	08/15-08/20/08	8228024
	ok, < CRDL		Dilution Factor: 1			Analysis Time..: 13:18	Analyst ID.....: 002260	
			Instrument ID..: I8					
Lead						SD Lot-Sample #: A8H080117-002		
	0.72 B,J	0.76 B	ug/L	4.3	(0-20)	SW846 6020	08/15-08/20/08	8228024
			Dilution Factor: 1			Analysis Time..: 13:18	Analyst ID.....: 002260	
			Instrument ID..: I8					
Antimony						SD Lot-Sample #: A8H080117-002		
	0.24 B	0.18 B	ug/L	31	(0-20)	SW846 6020	08/15-08/20/08	8228024
	ok, < CRDL		Dilution Factor: 1			Analysis Time..: 13:18	Analyst ID.....: 002260	
			Instrument ID..: I8					
Selenium						SD Lot-Sample #: A8H080117-002		
	0.54 B	0.38 B	ug/L	36	(0-20)	SW846 6020	08/15-08/20/08	8228024
	ok, < CRDL		Dilution Factor: 1			Analysis Time..: 13:18	Analyst ID.....: 002260	
			Instrument ID..: I8					
Thallium						SD Lot-Sample #: A8H080117-002		
	0.15 B	ND	ug/L	200	(0-20)	SW846 6020	08/15-08/20/08	8228024
	ok, < CRDL		Dilution Factor: 1			Analysis Time..: 13:18	Analyst ID.....: 002260	
			Instrument ID..: I8					
Vanadium						SD Lot-Sample #: A8H080117-002		
	3.3 B,J	3.3 B	ug/L	0.40	(0-20)	SW846 6020	08/15-08/20/08	8228024
			Dilution Factor: 1			Analysis Time..: 13:18	Analyst ID.....: 002260	
			Instrument ID..: I8					
Zinc						SD Lot-Sample #: A8H080117-002		
	11.3 B,J	11.1 B	ug/L	1.2	(0-20)	SW846 6020	08/15-08/20/08	8228024
			Dilution Factor: 1			Analysis Time..: 13:18	Analyst ID.....: 002260	
			Instrument ID..: I8					

(Continued on next page)

SAMPLE DUPLICATE EVALUATION REPORT

Metals

Lot-Sample #...: A8H070118-000 **Work Order #...:** KTTHP-SMP KTTHP-DUP **Matrix.....:** WG

PARAM	RESULT	DUPLICATE RESULT	UNITS	RPD	RPD LIMIT	METHOD	PREPARATION-ANALYSIS DATE	PREP BATCH #
Mercury						SD Lot-Sample #: A8H080117-002		
	ND	ND	ug/L	0	(0-20)	SW846 7470A	08/15/08	8228024

Dilution Factor: 1 Analysis Time..: 17:10 Analyst ID.....: 001576
Instrument ID..: H1

NOTE(S):

Calculations are performed before rounding to avoid round-off errors in calculated results.

B *Estimated result. Result is less than RL.*

J Method blank contamination. The associated method blank contains the target analyte at a reportable level.

MATRIX SPIKE SAMPLE DATA REPORT

TOTAL Metals

Client Lot #...: 8H07118 **Matrix.....:** WATER
Date Sampled...: 08/05/08 12:05 **Date Received..:** 08/07/08

PARAMETER	SAMPLE AMOUNT	SPIKE AMT	MEASURED AMOUNT	UNITS	PERCENT RECOVERY	METHOD	PREPARATION-ANALYSIS DATE	WORK ORDER #
MS Lot-Sample #: A8H070180-002 **Prep Batch #...:** 8225076								
Antimony	ND	100	102	ug/L	102	SW846 6020	08/13-08/19/08	KTQX01CM
			Dilution Factor: 1		Analysis Time..: 22:48		Instrument ID..: I8	
			Analyst ID.....: 002260					
Arsenic	0.51	100	101	ug/L	100	SW846 6020	08/13-08/19/08	KTQX01CP
			Dilution Factor: 1		Analysis Time..: 22:48		Instrument ID..: I8	
			Analyst ID.....: 002260					
Barium	52.6	100	150	ug/L	98	SW846 6020	08/13-08/19/08	KTQX01CR
			Dilution Factor: 1		Analysis Time..: 22:48		Instrument ID..: I8	
			Analyst ID.....: 002260					
Beryllium	0.20	100	103	ug/L	103	SW846 6020	08/13-08/19/08	KTQX01CU
			Dilution Factor: 1		Analysis Time..: 22:48		Instrument ID..: I8	
			Analyst ID.....: 002260					
Cadmium	1.8	100	106	ug/L	104	SW846 6020	08/13-08/19/08	KTQX01CW
			Dilution Factor: 1		Analysis Time..: 22:48		Instrument ID..: I8	
			Analyst ID.....: 002260					
Chromium	37.3	100	135	ug/L	98	SW846 6020	08/13-08/19/08	KTQX01DR
			Dilution Factor: 1		Analysis Time..: 22:48		Instrument ID..: I8	
			Analyst ID.....: 002260					
Cobalt	0.42	100	98.3	ug/L	98	SW846 6020	08/13-08/19/08	KTQX01C0
			Dilution Factor: 1		Analysis Time..: 22:48		Instrument ID..: I8	
			Analyst ID.....: 002260					
Copper	0.14	100	104	ug/L	103	SW846 6020	08/13-08/19/08	KTQX01C2
			Dilution Factor: 1		Analysis Time..: 22:48		Instrument ID..: I8	
			Analyst ID.....: 002260					
Iron	ND	1000	1050	ug/L	105	SW846 6020	08/13-08/19/08	KTQX01C4
			Dilution Factor: 1		Analysis Time..: 22:48		Instrument ID..: I8	
			Analyst ID.....: 002260					
Lead	0.045	100	99.6	ug/L	100	SW846 6020	08/13-08/19/08	KTQX01C6
			Dilution Factor: 1		Analysis Time..: 22:48		Instrument ID..: I8	
			Analyst ID.....: 002260					

(Continued on next page)

MATRIX SPIKE SAMPLE DATA REPORT

TOTAL Metals

Client Lot #...: 8H07118 **Matrix.....:** WATER
Date Sampled...: 08/05/08 12:05 **Date Received..:** 08/07/08

PARAMETER	SAMPLE AMOUNT	SPIKE AMT	MEASURED AMOUNT	UNITS	PERCENT RECOVERY	METHOD	PREPARATION-ANALYSIS DATE	WORK ORDER #
Manganese	2.1	100	105	ug/L	103	SW846 6020	08/13-08/19/08	KTQX01C8
			Dilution Factor: 1		Analysis Time..: 22:48		Instrument ID..: I8	
			Analyst ID.....: 002260					
Molybdenum	ND	100	105	ug/L	105	SW846 6020	08/13-08/19/08	KTQX01DA
			Dilution Factor: 1		Analysis Time..: 22:48		Instrument ID..: I8	
			Analyst ID.....: 002260					
Nickel	8.6	100	110	ug/L	101	SW846 6020	08/13-08/19/08	KTQX01DD
			Dilution Factor: 1		Analysis Time..: 22:48		Instrument ID..: I8	
			Analyst ID.....: 002260					
Selenium	4.6	100	102	ug/L	97	SW846 6020	08/13-08/19/08	KTQX01DF
			Dilution Factor: 1		Analysis Time..: 22:48		Instrument ID..: I8	
			Analyst ID.....: 002260					
Silver	0.0050	100	102	ug/L	102	SW846 6020	08/13-08/19/08	KTQX01DH
			Dilution Factor: 1		Analysis Time..: 22:48		Instrument ID..: I8	
			Analyst ID.....: 002260					
Thallium	ND	100	97.4	ug/L	97	SW846 6020	08/13-08/19/08	KTQX01DK
			Dilution Factor: 1		Analysis Time..: 22:48		Instrument ID..: I8	
			Analyst ID.....: 002260					
Vanadium	ND	100	100	ug/L	100	SW846 6020	08/13-08/19/08	KTQX01DM
			Dilution Factor: 1		Analysis Time..: 22:48		Instrument ID..: I8	
			Analyst ID.....: 002260					
Zinc	10.8	100	116	ug/L	105	SW846 6020	08/13-08/19/08	KTQX01DP
			Dilution Factor: 1		Analysis Time..: 22:48		Instrument ID..: I8	
			Analyst ID.....: 002260					
Mercury	ND	1.0	1.0	ug/L	100	SW846 7470A	08/13-08/15/08	KTQX01DU
			Dilution Factor: 1		Analysis Time..: 16:31		Instrument ID..: H1	
			Analyst ID.....: 001576					

NOTE(S):

Calculations are performed before rounding to avoid round-off errors in calculated results.

MATRIX SPIKE SAMPLE DATA REPORT

TOTAL Metals

Client Lot #...: 8H07118 **Matrix.....:** WG
Date Sampled...: 08/08/08 10:15 **Date Received..:** 08/09/08

PARAMETER	SAMPLE AMOUNT	SPIKE AMT	MEASURED AMOUNT	UNITS	PERCENT RECOVERY	METHOD	PREPARATION-ANALYSIS DATE	WORK ORDER #
MS Lot-Sample #: A8H090106-002 **Prep Batch #...:** 8228019								
Antimony	0.076	100	99.7	ug/L	100	SW846 6020	08/15-08/19/08	KTWQ81CN
			Dilution Factor: 1		Analysis Time..: 17:49		Instrument ID..: I8	
			Analyst ID.....: 002260					
Arsenic	7.9	100	113	ug/L	105	SW846 6020	08/15-08/19/08	KTWQ81CP
			Dilution Factor: 1		Analysis Time..: 17:49		Instrument ID..: I8	
			Analyst ID.....: 002260					
Barium	28.7	100	131	ug/L	103	SW846 6020	08/15-08/19/08	KTWQ81CQ
			Dilution Factor: 1		Analysis Time..: 17:49		Instrument ID..: I8	
			Analyst ID.....: 002260					
Beryllium	ND	100	111	ug/L	111	SW846 6020	08/15-08/19/08	KTWQ81CR
			Dilution Factor: 1		Analysis Time..: 17:49		Instrument ID..: I8	
			Analyst ID.....: 002260					
Cadmium	0.012	100	103	ug/L	103	SW846 6020	08/15-08/19/08	KTWQ81CT
			Dilution Factor: 1		Analysis Time..: 17:49		Instrument ID..: I8	
			Analyst ID.....: 002260					
Chromium	1.0	100	102	ug/L	101	SW846 6020	08/15-08/19/08	KTWQ81C8
			Dilution Factor: 1		Analysis Time..: 17:49		Instrument ID..: I8	
			Analyst ID.....: 002260					
Cobalt	4.5	100	105	ug/L	100	SW846 6020	08/15-08/19/08	KTWQ81CU
			Dilution Factor: 1		Analysis Time..: 17:49		Instrument ID..: I8	
			Analyst ID.....: 002260					
Copper	0.16	100	102	ug/L	102	SW846 6020	08/15-08/19/08	KTWQ81CV
			Dilution Factor: 1		Analysis Time..: 17:49		Instrument ID..: I8	
			Analyst ID.....: 002260					
Iron	55700	1000	55900	ug/L		SW846 6020	08/15-08/19/08	KTWQ81CW
ok, sample > 4x spike			Qualifiers: NC,MSB					
			Dilution Factor: 1		Analysis Time..: 17:49		Instrument ID..: I8	
			Analyst ID.....: 002260					
Lead	2.6	100	104	ug/L	101	SW846 6020	08/15-08/19/08	KTWQ81CX
			Dilution Factor: 1		Analysis Time..: 17:49		Instrument ID..: I8	
			Analyst ID.....: 002260					

(Continued on next page)

MATRIX SPIKE SAMPLE DATA REPORT

TOTAL Metals

Client Lot #...: 8H07118 **Matrix.....:** WG
Date Sampled...: 08/08/08 10:15 **Date Received..:** 08/09/08

PARAMETER	SAMPLE AMOUNT	SPIKE AMT	MEASURED AMOUNT	UNITS	PERCENT RECOVERY	METHOD	PREPARATION-ANALYSIS DATE	WORK ORDER #
Manganese	1330	100	1390	ug/L		SW846 6020	08/15-08/19/08	KTWQ81C0
	ok, sample > 4x spike		Qualifiers: NC,MSB					
			Dilution Factor: 1		Analysis Time..: 14:55		Instrument ID..: I8	
			Analyst ID.....: 002260					
Molybdenum	0.31	100	107	ug/L	106	SW846 6020	08/15-08/19/08	KTWQ81C1
			Dilution Factor: 1		Analysis Time..: 17:49		Instrument ID..: I8	
			Analyst ID.....: 002260					
Nickel	1.2	100	104	ug/L	103	SW846 6020	08/15-08/19/08	KTWQ81C2
			Dilution Factor: 1		Analysis Time..: 17:49		Instrument ID..: I8	
			Analyst ID.....: 002260					
Selenium	0.44	100	106	ug/L	105	SW846 6020	08/15-08/19/08	KTWQ81C3
			Dilution Factor: 1		Analysis Time..: 17:49		Instrument ID..: I8	
			Analyst ID.....: 002260					
Silver	ND	100	101	ug/L	101	SW846 6020	08/15-08/19/08	KTWQ81C4
			Dilution Factor: 1		Analysis Time..: 17:49		Instrument ID..: I8	
			Analyst ID.....: 002260					
Thallium	ND	100	104	ug/L	104	SW846 6020	08/15-08/19/08	KTWQ81C5
			Dilution Factor: 1		Analysis Time..: 17:49		Instrument ID..: I8	
			Analyst ID.....: 002260					
Vanadium	0.96	100	105	ug/L	104	SW846 6020	08/15-08/19/08	KTWQ81C6
			Dilution Factor: 1		Analysis Time..: 17:49		Instrument ID..: I8	
			Analyst ID.....: 002260					
Zinc	8.3	100	109	ug/L	101	SW846 6020	08/15-08/19/08	KTWQ81C7
			Dilution Factor: 1		Analysis Time..: 17:49		Instrument ID..: I8	
			Analyst ID.....: 002260					
Mercury	ND	1.0	1.1	ug/L	107	SW846 7470A	08/15/08	KTWQ81C9
			Dilution Factor: 1		Analysis Time..: 17:30		Instrument ID..: H1	
			Analyst ID.....: 001576					

NOTE(S):

Calculations are performed before rounding to avoid round-off errors in calculated results.

NC The recovery and/or RPD were not calculated.

MSB The recovery and RPD were not calculated because the sample amount was greater than four times the spike amount.

MATRIX SPIKE SAMPLE DATA REPORT

TOTAL Metals

Client Lot #...: 8H07118 **Matrix.....:** WG
Date Sampled...: 08/07/08 10:45 **Date Received..:** 08/08/08

PARAMETER	SAMPLE AMOUNT	SPIKE AMT	MEASURED AMOUNT	UNITS	PERCENT RECOVERY	METHOD	PREPARATION-ANALYSIS DATE	WORK ORDER #
MS Lot-Sample #: A8H080117-002 **Prep Batch #...:** 8228024								
Antimony	0.24	100	86.6	ug/L	86	SW846 6020	08/15-08/20/08	KTTHP1CN
			Dilution Factor: 1			Analysis Time..: 13:18	Instrument ID..: I8	
			Analyst ID.....: 002260					
Arsenic	4.0	100	93.2	ug/L	89	SW846 6020	08/15-08/20/08	KTTHP1CP
			Dilution Factor: 1			Analysis Time..: 13:18	Instrument ID..: I8	
			Analyst ID.....: 002260					
Barium	1610	100	1710	ug/L		SW846 6020	08/15-08/20/08	KTTHP1CQ
ok, sample > 4 x spike			Qualifiers: NC,MSB					
			Dilution Factor: 1			Analysis Time..: 13:18	Instrument ID..: I8	
			Analyst ID.....: 002260					
Beryllium	0.029	100	87.4	ug/L	87	SW846 6020	08/15-08/20/08	KTTHP1CR
			Dilution Factor: 1			Analysis Time..: 13:18	Instrument ID..: I8	
			Analyst ID.....: 002260					
Cadmium	0.030	100	85.2	ug/L	85	SW846 6020	08/15-08/20/08	KTTHP1CT
			Dilution Factor: 1			Analysis Time..: 13:18	Instrument ID..: I8	
			Analyst ID.....: 002260					
Chromium	3.1	100	88.7	ug/L	86	SW846 6020	08/15-08/20/08	KTTHP1C8
			Dilution Factor: 1			Analysis Time..: 13:18	Instrument ID..: I8	
			Analyst ID.....: 002260					
Cobalt	0.86	100	84.2	ug/L	83	SW846 6020	08/15-08/20/08	KTTHP1CU
			Dilution Factor: 1			Analysis Time..: 13:18	Instrument ID..: I8	
			Analyst ID.....: 002260					
Copper	4.5	100	88.2	ug/L	84	SW846 6020	08/15-08/20/08	KTTHP1CV
			Dilution Factor: 1			Analysis Time..: 13:18	Instrument ID..: I8	
			Analyst ID.....: 002260					
Iron	31800	1000	33600	ug/L		SW846 6020	08/15-08/20/08	KTTHP1CW
ok, sample > 4 x spike			Qualifiers: NC,MSB					
			Dilution Factor: 1			Analysis Time..: 13:18	Instrument ID..: I8	
			Analyst ID.....: 002260					
Lead	0.72	100	88.6	ug/L	88	SW846 6020	08/15-08/20/08	KTTHP1CX
			Dilution Factor: 1			Analysis Time..: 13:18	Instrument ID..: I8	
			Analyst ID.....: 002260					

(Continued on next page)

MATRIX SPIKE SAMPLE DATA REPORT

TOTAL Metals

Client Lot #...: 8H07118 **Matrix.....:** WG
Date Sampled...: 08/07/08 10:45 **Date Received..:** 08/08/08

PARAMETER	SAMPLE AMOUNT	SPIKE AMT	MEASURED AMOUNT	UNITS	PERCENT RECOVERY	METHOD	PREPARATION-ANALYSIS DATE	WORK ORDER #
Manganese	788	100	866	ug/L		SW846 6020	08/15-08/21/08	KTTHP1C0
			Qualifiers: NC,MSB					
			Dilution Factor: 1			Analysis Time..: 15:09		Instrument ID..: I8
			Analyst ID.....: 002260					
Molybdenum	0.65	100	94.2	ug/L	94	SW846 6020	08/15-08/20/08	KTTHP1C1
			Dilution Factor: 1			Analysis Time..: 13:18		Instrument ID..: I8
			Analyst ID.....: 002260					
Nickel	1.4	100	84.9	ug/L	84	SW846 6020	08/15-08/20/08	KTTHP1C2
			Dilution Factor: 1			Analysis Time..: 13:18		Instrument ID..: I8
			Analyst ID.....: 002260					
Selenium	0.54	100	87.9	ug/L	87	SW846 6020	08/15-08/20/08	KTTHP1C3
			Dilution Factor: 1			Analysis Time..: 13:18		Instrument ID..: I8
			Analyst ID.....: 002260					
Silver	0.011	100	83.0	ug/L	83	SW846 6020	08/15-08/20/08	KTTHP1C4
			Dilution Factor: 1			Analysis Time..: 13:18		Instrument ID..: I8
			Analyst ID.....: 002260					
Thallium	0.15	100	88.7	ug/L	89	SW846 6020	08/15-08/20/08	KTTHP1C5
			Dilution Factor: 1			Analysis Time..: 13:18		Instrument ID..: I8
			Analyst ID.....: 002260					
Vanadium	3.3	100	90.3	ug/L	87	SW846 6020	08/15-08/20/08	KTTHP1C6
			Dilution Factor: 1			Analysis Time..: 13:18		Instrument ID..: I8
			Analyst ID.....: 002260					
Zinc	11.3	100	94.0	ug/L	83	SW846 6020	08/15-08/20/08	KTTHP1C7
			Dilution Factor: 1			Analysis Time..: 13:18		Instrument ID..: I8
			Analyst ID.....: 002260					
Mercury	ND	1.0	0.42 N	ug/L	42	SW846 7470A	08/15/08	KTTHP1C9
			Dilution Factor: 1			Analysis Time..: 17:10		Instrument ID..: H1
			Analyst ID.....: 001576					

oic sample > 4x spike

NOTE(S):

Calculations are performed before rounding to avoid round-off errors in calculated results.

NC The recovery and/or RPD were not calculated.

MSB The recovery and RPD were not calculated because the sample amount was greater than four times the spike amount.

N Spiked analyte recovery is outside stated control limits.

TestAmerica North Canton

Metals Data Reporting Form

Serial Dilution RPD Report

Serial Dilution Sample ID: KTWREFL

Original Sample ID: KTWREF **Client ID:** DMW-29DEEP-080808

Matrix: Water **Units:** ug/L **Prep Date:** 08/15/08 **Prep Batch:** 8228019

Weight: NA **Volume:** NA **Percent Moisture:** NA

Element	WL/ Mass	OS Conc	Q	Serial Dilution Conc	Q	Percent Diff	OS DF	Ser Dil DF	Instr	OS Anal Date	OS Anal Time	Ser Dil Anal Date	Ser Dil Anal Time
Antimony	121	0.035	U	0.18	U		1	5	ICPMS	08/19/08	19:12	08/19/08	19:16
Arsenic	75	0.13	U	0.65	U		1	5	ICPMS	08/19/08	19:12	08/19/08	19:16
Barium	137	25.9		27.0			1	5	ICPMS	08/19/08	19:12	08/19/08	19:16
Beryllium	9	0.019	B	0.060	U		1	5	ICPMS	08/19/08	19:12	08/19/08	19:16
Cadmium	111	0.037	B	0.080	B		1	5	ICPMS	08/19/08	19:12	08/19/08	19:16
Chromium	52	0.10	B	0.34	U		1	5	ICPMS	08/19/08	19:12	08/19/08	19:16
Cobalt	59	1.3		1.4	B		1	5	ICPMS	08/19/08	19:12	08/19/08	19:16
Copper	65	0.051	U	2.2	B		1	5	ICPMS	08/19/08	19:12	08/19/08	19:16
Iron	56	15.3	B	29.3	B		1	5	ICPMS	08/19/08	19:12	08/19/08	19:16
Lead	208	0.018	U	0.097	B		1	5	ICPMS	08/19/08	19:12	08/19/08	19:16
Manganese	55	23.1		23.8			1	5	ICPMS	08/19/08	19:12	08/19/08	19:16
Molybdenum	95	0.33	B	0.60	U		1	5	ICPMS	08/19/08	19:12	08/19/08	19:16
Nickel	60	2.7		3.1	B		1	5	ICPMS	08/19/08	19:12	08/19/08	19:16
Selenium	78	0.14	U	0.96	B		1	5	ICPMS	08/19/08	19:12	08/19/08	19:16
Silver	107	0.0026	U	0.013	U		1	5	ICPMS	08/19/08	19:12	08/19/08	19:16
Thallium	205	0.11	U	0.55	U		1	5	ICPMS	08/19/08	19:12	08/19/08	19:16
Vanadium	51	0.46	U	2.3	U		1	5	ICPMS	08/19/08	19:12	08/19/08	19:16
Zinc	66	7.2	B	10.6	B		1	5	ICPMS	08/19/08	19:12	08/19/08	19:16

Comments:

E Serial dilution percent difference not within limits

U Result is less than the IDL

B Result is between IDL and RL

Form 9 Equivalent

TestAmerica North Canton

Metals Data Reporting Form

Serial Dilution RPD Report

Serial Dilution Sample ID: KTTHVFL

Original Sample ID: KTTHVF **Client ID:** MSA-MW26I-080708

Matrix: Water **Units:** ug/L **Prep Date:** 08/15/08 **Prep Batch:** 8228024

Weight: NA **Volume:** NA **Percent Moisture:** NA

Element	WL/ Mass	OS Conc	Q	Serial Dilution Conc	Q	Percent Diff	OS DF	Ser Dil DF	Instr	OS Anal Date	OS Anal Time	Ser Dil Anal Date	Ser Dil Anal Time
Antimony	121	0.035	U	0.18	U		1	5	ICPMS	08/20/08	14:15	08/20/08	14:20
Arsenic	75	3.4	B	2.6	B		1	5	ICPMS	08/20/08	14:15	08/20/08	14:20
Barium	137	133		134		0.7	1	5	ICPMS	08/20/08	14:15	08/20/08	14:20
Beryllium	9	0.026	B	0.060	U		1	5	ICPMS	08/20/08	14:15	08/20/08	14:20
Cadmium	111	0.0061	U	0.030	U		1	5	ICPMS	08/20/08	14:15	08/20/08	14:20
Chromium	52	0.62	B	0.95	B		1	5	ICPMS	08/20/08	14:15	08/20/08	14:20
Cobalt	59	44.2		44.6			1	5	ICPMS	08/20/08	14:15	08/20/08	14:20
Copper	65	0.051	U	7.5	B		1	5	ICPMS	08/20/08	14:15	08/20/08	14:20
Iron	56	32100		33400		4.2	1	5	ICPMS	08/20/08	14:15	08/20/08	14:20
Lead	208	0.018	U	0.46	B		1	5	ICPMS	08/20/08	14:15	08/20/08	14:20
Manganese	55	1010		1050		3.8	1	5	ICPMS	08/20/08	14:15	08/20/08	14:20
Molybdenum	95	0.13	B	0.60	U		1	5	ICPMS	08/20/08	14:15	08/20/08	14:20
Nickel	60	16.0		16.5			1	5	ICPMS	08/20/08	14:15	08/20/08	14:20
Selenium	78	0.17	B	0.70	U		1	5	ICPMS	08/20/08	14:15	08/20/08	14:20
Silver	107	0.0026	U	0.013	U		1	5	ICPMS	08/20/08	14:15	08/20/08	14:20
Thallium	205	0.11	U	0.55	U		1	5	ICPMS	08/20/08	14:15	08/20/08	14:20
Vanadium	51	0.60	B	2.3	U		1	5	ICPMS	08/20/08	14:15	08/20/08	14:20
Zinc	66	2.6	B	8.4	B		1	5	ICPMS	08/20/08	14:15	08/20/08	14:20

Comments:

5.04.5

E Serial dilution percent difference not within limits

U Result is less than the IDL

B Result is between IDL and RL

Form 9 Equivalent

TestAmerica North Canton

Metals Data Reporting Form

Instrument Detection Limits

Instrument: ICPMS **Units:** ppb

Element	Mass	Reporting Limit	IDL	Date of IDL
Antimony	121	2.0	0.035	06/12/08
Arsenic	75	5.0	0.13	06/12/08
Barium	137	1.0	0.014	06/12/08
Beryllium	9	1.0	0.012	06/12/08
Cadmium	111	1.0	0.0061	06/12/08
Chromium	52	2.0	0.069	06/12/08
Cobalt	59	1.0	0.0041	06/12/08
Copper	65	2.0	0.051	06/12/08
Iron	56	50.0	1.1	06/12/08
Lead	208	1.0	0.018	06/12/08
Manganese	55	1.0	0.027	06/12/08
Molybdenum	95	2.0	0.12	06/12/08
Nickel	60	2.0	0.053	06/12/08
Selenium	78	5.0	0.14	06/12/08
Silver	107	1.0	0.0026	06/12/08
Thallium	205	1.0	0.11	06/12/08
Vanadium	51	20.0	0.46	06/12/08
Zinc	66	20.0	0.20	06/12/08

TestAmerica North Canton

Metals Data Reporting Form

Instrument Detection Limits

Instrument: CVAA **Units:** ppb

Element	Wavelength	Reporting Limit	IDL	Date of IDL
Mercury	253.700	0.2	0.10	01/23/08

Batch Number: **8225076**

TestAmerica Laboratories, Inc.
Metals Prep Log/ Batch Summary

Prepared By: Lisa McGall (e-Signature)

Prep Date: 08/13/08
Due Date: 08/21/08

Lot	Work Order			ICP Weight	ICPMS Weight	Hg Weight
A8H120000 Water	KT0PP	B	Due Date: SDG:		50 mL	100 mL
A8H120000 Water	KT0PP	C	Due Date: SDG:		50 mL	100 mL
A8H070118 Water	KTQJ5 Dissolved		Due Date: 08/21/08 SDG: 8H07118		50 mL	100 mL
A8H070118 Water	KTQJ5 Total		Due Date: 08/21/08 SDG: 8H07118		50 mL	100 mL
A8H070118 Water	KTQJ6 Dissolved		Due Date: 08/21/08 SDG: 8H07118		50 mL	100 mL
A8H070118 Water	KTQJ6 Total		Due Date: 08/21/08 SDG: 8H07118		50 mL	100 mL
A8H070118 Water	KTQJ7 Dissolved		Due Date: 08/21/08 SDG: 8H07118		50 mL	100 mL
A8H070118 Water	KTQJ7 Total		Due Date: 08/21/08 SDG: 8H07118		50 mL	100 mL
A8H070118 Water	KTQJ8 Dissolved		Due Date: 08/21/08 SDG: 8H07118		50 mL	100 mL
A8H070118 Water	KTQJ8 Total		Due Date: 08/21/08 SDG: 8H07118		50 mL	100 mL
A8H070118 Water	KTQJ9 Dissolved		Due Date: 08/21/08 SDG: 8H07118		50 mL	100 mL
A8H070118 Water	KTQJ9 Total		Due Date: 08/21/08 SDG: 8H07118		50 mL	100 mL
A8H070118 Water	KTQKA Dissolved		Due Date: 08/21/08 SDG: 8H07118		50 mL	100 mL
A8H070118 Water	KTQKA Total		Due Date: 08/21/08 SDG: 8H07118		50 mL	100 mL
A8H070180 Water	KTQX0 Dissolved		Due Date: 08/21/08 SDG: 8H07180		50 mL	100 mL
A8H070180 Water	KTQX0 Total		Due Date: 08/21/08 SDG: 8H07180		50 mL	100 mL
A8H070180 Water	KTQX0 Total	S	Due Date: 08/21/08 SDG: 8H07180		50 mL	100 mL
A8H070180 Water	KTQX0 Total	X	Due Date: 08/21/08 SDG: 8H07180		50 mL	100 mL
A8H070180 Water	KTQX2 Dissolved		Due Date: 08/21/08 SDG: 8H07180		50 mL	100 mL
A8H070180 Water	KTQX2 Total		Due Date: 08/21/08 SDG: 8H07180		50 mL	100 mL

Batch Number: **8225076**

TestAmerica Laboratories, Inc.
Metals Prep Log/ Batch Summary

Prepared By:
Lisa McGall
(e-Signature)

Prep Date: 08/13/08
Due Date: 08/21/08

Lot	Work Order	ICP Weight	ICPMS Weight	Hg Weight
	LEVEL 2			
	BLANK AND CHECK STANDARD ON BATCH	X		
	MS/MSD AND PDS ON BATCH	X		
	CORRECT SPIKES ADDED	X		
	SPIKING SOLUTIONS DOCUMENTED ON BATCH LOG	X		

Comments:

B-BLANK; C-CHECK SAMPLE; L-CHECK SAMPLE DUPLICATE; P-SERIAL DILUTION; S-MATRIX SPIKE SAMPLE; D-MATRIX SPIKE DUPLICATE SAMPLE

ICPMS ELEMENTS WITHIN THE BATCH:

AG AS BA BE CD CO CR CU FE MN MO NI PB SB SE TL VX ZN

Matrix Spike Information:

KTQX0	Hg	ICPMS-1	ICPMS-2

Check Sample Information:

KT0PP	Hg	ICPMS-1	ICPMS-2

Prep Method(s): SW846 3005A, SW846 7470A

Batch Number: **8228019**

TestAmerica Laboratories, Inc.
Metals Prep Log/ Batch Summary

Prepared By: Lisa McGall (e-Signature)

Prep Date: 08/15/08
Due Date: 08/20/08

Lot	Work Order			ICP Weight	ICPMS Weight	Hg Weight
A8H150000 Water	KT671	B	Due Date: SDG:		50 mL	100 mL
A8H150000 Water	KT671	C	Due Date: SDG:		50 mL	100 mL
A8H080276 Water	KTVX3 Total		Due Date: 08/20/08 SDG:		50 mL	
A8H080276 Water	KTVX4 Total		Due Date: 08/20/08 SDG:		50 mL	
A8H090106 Water	KTWQ8 Dissolved		Due Date: 08/22/08 SDG: 8H07118		50 mL	100 mL
A8H090106 Water	KTWQ8 Total		Due Date: 08/22/08 SDG: 8H07118		50 mL	100 mL
A8H090106 Water	KTWQ8 Total	S	Due Date: 08/22/08 SDG: 8H07118		50 mL	100 mL
A8H090106 Water	KTWQ8 Total	X	Due Date: 08/22/08 SDG: 8H07118		50 mL	100 mL
A8H090106 Water	KTWQ9 Dissolved		Due Date: 08/22/08 SDG: 8H07118		50 mL	100 mL
A8H090106 Water	KTWQ9 Total		Due Date: 08/22/08 SDG: 8H07118		50 mL	100 mL
A8H090106 Water	KTWRA Dissolved		Due Date: 08/22/08 SDG: 8H07118		50 mL	100 mL
A8H090106 Water	KTWRA Total		Due Date: 08/22/08 SDG: 8H07118		50 mL	100 mL
A8H090106 Water	KTWRC Dissolved		Due Date: 08/22/08 SDG: 8H07118		50 mL	100 mL
A8H090106 Water	KTWRC Total		Due Date: 08/22/08 SDG: 8H07118		50 mL	100 mL
A8H090106 Water	KTWRD Dissolved		Due Date: 08/22/08 SDG: 8H07118		50 mL	100 mL
A8H090106 Water	KTWRD Total		Due Date: 08/22/08 SDG: 8H07118		50 mL	100 mL
A8H090106 Water	KTWRE Dissolved		Due Date: 08/22/08 SDG: 8H07118		50 mL	100 mL
A8H090106 Water	KTWRE Total		Due Date: 08/22/08 SDG: 8H07118		50 mL	100 mL

Batch Number: **8228019**

TestAmerica Laboratories, Inc.
Metals Prep Log/ Batch Summary

Prepared By: Lisa McGall (e-Signature)

Prep Date: 08/15/08
Due Date: 08/20/08

Lot	Work Order	ICP Weight	ICPMS Weight	Hg Weight
	LEVEL 2			
	BLANK AND CHECK STANDARD ON BATCH	X		
	MS/MSD AND PDS ON BATCH	X		
	CORRECT SPIKES ADDED	X		
	SPIKING SOLUTIONS DOCUMENTED ON BATCH LOG	X		

Comments:

B-BLANK; C-CHECK SAMPLE; L-CHECK SAMPLE DUPLICATE; P-SERIAL DILUTION; S-MATRIX SPIKE SAMPLE; D-MATRIX SPIKE DUPLICATE SAMPLE

ICPMS ELEMENTS WITHIN THE BATCH:

AG AS BA BE CD CO CR CU FE MN MO NI PB SB SE TL VX ZN

Matrix Spike Information:

KTWQ8	Hg	ICPMS-1	ICPMS-2

Check Sample Information:

KT671	Hg	ICPMS-1	ICPMS-2

Prep Method(s): SW846 3005A, SW846 7470A

Batch Number: **8228024**

TestAmerica Laboratories, Inc.
Metals Prep Log/ Batch Summary

Prepared By: Lisa McGall (e-Signature)

Prep Date: 08/15/08
Due Date: 08/22/08

Lot	Work Order			ICP Weight	ICPMS Weight	Hg Weight
A8H150000 Water	KT673	B	Due Date: SDG:		50 mL	100 mL
A8H150000 Water	KT673	C	Due Date: SDG:		50 mL	100 mL
A8H080117 Water	KTTHP Dissolved		Due Date: 08/22/08 SDG: 8H07118		50 mL	100 mL
A8H080117 Water	KTTHP Total		Due Date: 08/22/08 SDG: 8H07118		50 mL	100 mL
A8H080117 Water	KTTHP Total	S	Due Date: 08/22/08 SDG: 8H07118		50 mL	100 mL
A8H080117 Water	KTTHP Total	X	Due Date: 08/22/08 SDG: 8H07118		50 mL	100 mL
A8H080117 Water	KTTHQ Dissolved		Due Date: 08/22/08 SDG: 8H07118		50 mL	100 mL
A8H080117 Water	KTTHQ Total		Due Date: 08/22/08 SDG: 8H07118		50 mL	100 mL
A8H080117 Water	KTTHR Dissolved		Due Date: 08/22/08 SDG: 8H07118		50 mL	100 mL
A8H080117 Water	KTTHR Total		Due Date: 08/22/08 SDG: 8H07118		50 mL	100 mL
A8H080117 Water	KTTHT Dissolved		Due Date: 08/22/08 SDG: 8H07118		50 mL	100 mL
A8H080117 Water	KTTHT Total		Due Date: 08/22/08 SDG: 8H07118		50 mL	100 mL
A8H080117 Water	KTTHV Dissolved		Due Date: 08/22/08 SDG: 8H07118		50 mL	100 mL
A8H080117 Water	KTTHV Total		Due Date: 08/22/08 SDG: 8H07118		50 mL	100 mL

LEVEL 2

BLANK AND CHECK STANDARD ON BATCH	X
MS/MSD AND PDS ON BATCH	X
CORRECT SPIKES ADDED	X
SPIKING SOLUTIONS DOCUMENTED ON BATCH LOG	X

Comments:

B-BLANK; C-CHECK SAMPLE; L-CHECK SAMPLE DUPLICATE; P-SERIAL DILUTION; S-MATRIX SPIKE SAMPLE; D-MATRIX SPIKE DUPLICATE SAMPLE

ICPMS ELEMENTS WITHIN THE BATCH:

AG AS BA BE CD CO CR CU FE MN MO NI PB SB SE TL VX ZN

Matrix Spike Information:

KTTHP	Hg	ICPMS-1	ICPMS-2

Check Sample Information:

KT673	Hg	ICPMS-1	ICPMS-2

Prep Method(s): SW846 3005A, SW846 7470A

#	WorkOrder	Dilution	Date	Time	Batch	Lot	Instrument
1	STD1REP1	1	15-AUG-2008	11:30:50			H1
2	STD2REP1	1	15-AUG-2008	11:31:55			H1
3	STD1REP1	1	15-AUG-2008	11:33:52			H1
4	STD1REP1	1	15-AUG-2008	11:41:17			H1
5	STD2REP1	1	15-AUG-2008	11:42:22			H1
6	STD3REP1	1	15-AUG-2008	11:43:30			H1
7	STD4REP1	1	15-AUG-2008	11:44:39			H1
8	STD5REP1	1	15-AUG-2008	11:45:55			H1
9	STD6REP1	1	15-AUG-2008	11:47:16			H1
10	CK5ICV	1	15-AUG-2008	11:48:29			H1
11	CK4ICB	1	15-AUG-2008	11:49:35			H1
12	CK3CRA\MRL	1	15-AUG-2008	11:50:45			H1
13	CK2CCV	1	15-AUG-2008	11:52:32			H1
14	CK1CCB	1	15-AUG-2008	11:53:37			H1
15	KT0T7BT	1	15-AUG-2008	11:54:45	8226077	A8H120000	H1
16	KT2MPBT	1	15-AUG-2008	11:56:02	8226077	A8H130000	H1
17	KT2MPCT	1	15-AUG-2008	11:57:08	8226077	A8H130000	H1
18	KTW33T	1	15-AUG-2008	11:58:28	8226077	A8H090150	H1
19	KTW33TS	1	15-AUG-2008	11:59:36	8226077	A8H090150	H1
20	KTW33TD	1	15-AUG-2008	12:00:43	8226077	A8H090150	H1
21	KT24TBT	1	15-AUG-2008	12:01:58	8227075	A8H130000	H1
22	KT4Q9BT	1	15-AUG-2008	12:03:14	8227075	A8H140000	H1
23	KT4Q9CT	1	15-AUG-2008	12:04:23	8227075	A8H140000	H1
24	KTV0FT	1	15-AUG-2008	12:05:29	8227075	8H08277	H1
25	CK2CCV	1	15-AUG-2008	12:06:34			H1
26	CK1CCB	1	15-AUG-2008	12:08:02			H1
27	KTV0FTS	1	15-AUG-2008	12:09:11	8227075	8H08277	H1
28	KTV0FTD	1	15-AUG-2008	12:10:19	8227075	8H08277	H1
29	KTV1DT	1	15-AUG-2008	12:11:26	8227075	8H08277	H1
30	KT1KDT	1	15-AUG-2008	12:12:32	8227075	A8H120204	H1
31	KTV07T	1	15-AUG-2008	12:13:52	8227075	8H08277	H1
32	KT14DT	1	15-AUG-2008	12:15:00	8227075	A8H120251	H1
33	KT141T	1	15-AUG-2008	12:16:07	8227075	A8H120251	H1
34	KTVXRT	1	15-AUG-2008	12:17:17	8227075	8H08277	H1
35	KT2MTT	1	15-AUG-2008	12:18:27	8227075	A8H130102	H1
36	KTV1PT	1	15-AUG-2008	12:19:49	8227075	8H08277	H1
37	CK2CCV	1	15-AUG-2008	12:20:56			H1
38	CK1CCB	1	15-AUG-2008	12:22:01			H1
39	KTV1LT	1	15-AUG-2008	12:23:07	8227075	8H08277	H1
40	KTV1MT	1	15-AUG-2008	12:24:26	8227075	8H08277	H1
41	KT1KGT	1	15-AUG-2008	12:37:40	8227075	A8H120204	H1
42	KT2MMT	1	15-AUG-2008	12:38:45	8227075	A8H130102	H1
43	KT2MRB	1	15-AUG-2008	12:39:55	8226078	A8H130000	H1
44	KT2MRC	1	15-AUG-2008	12:41:00	8226078	A8H130000	H1

(continued)

#	WorkOrder	Dilution	Date	Time	Batch	Lot	Instrument
45	KTVW3	1	15-AUG-2008	12:42:05	8226078	8H08277	H1
46	KTVW3S	1	15-AUG-2008	12:43:26	8226078	8H08277	H1
47	KTVW3D	1	15-AUG-2008	12:44:36	8226078	8H08277	H1
48	KT1M1	1	15-AUG-2008	12:46:03	8226078	A8H120209	H1
49	CK2CCV	1	15-AUG-2008	12:47:30			H1
50	CK1CCB	1	15-AUG-2008	12:48:37			H1
51	KT19A	1	15-AUG-2008	12:49:56	8226078	8H11165	H1
52	KT1NA	1	15-AUG-2008	12:51:06	8226078	A8H120205	H1
53	KT187	1	15-AUG-2008	12:52:14	8226078	8H11165	H1
54	KT1M8	1	15-AUG-2008	12:53:19	8226078	A8H120205	H1
55	KT14J	1	15-AUG-2008	12:54:24	8226078	A8H120246	H1
56	KT1EG	1	15-AUG-2008	12:55:30	8226078	A8H120176	H1
57	KT1EH	1	15-AUG-2008	12:56:35	8226078	A8H120176	H1
58	KT14P	1	15-AUG-2008	12:57:44	8226078	A8H120246	H1
59	KT1M4	1	15-AUG-2008	12:58:49	8226078	A8H120209	H1
60	KTVXL	1	15-AUG-2008	12:59:55	8226078	8H08277	H1
61	CK2CCV	1	15-AUG-2008	13:01:00			H1
62	CK1CCB	1	15-AUG-2008	13:02:17			H1
63	KTVLJ	1	15-AUG-2008	13:03:56	8226078	A8H080238	H1
64	KT24CBT	1	15-AUG-2008	13:05:16	8227082	A8H130000	H1
65	KT4RMBT	1	15-AUG-2008	13:06:37	8227082	A8H140000	H1
66	KT4RMCT	1	15-AUG-2008	13:07:46	8227082	A8H140000	H1
67	KT13LT	1	15-AUG-2008	13:08:52	8227082	A8H120251	H1
68	KT13LTS	1	15-AUG-2008	13:10:07	8227082	A8H120251	H1
69	KT13LTD	1	15-AUG-2008	13:11:12	8227082	A8H120251	H1
70	KT138T	1	15-AUG-2008	13:12:32	8227082	A8H120251	H1
71	KT0PMB	1	15-AUG-2008	13:13:53	8225075	A8H120000	H1
72	KT0PMC	1	15-AUG-2008	13:14:59	8225075	A8H120000	H1
73	CK2CCV	1	15-AUG-2008	13:16:27			H1
74	CK1CCB	1	15-AUG-2008	13:17:35			H1
75	KTRMP	1	15-AUG-2008	13:18:40	8225075	A8H070280	H1
76	KTRMPS	1	15-AUG-2008	13:19:47	8225075	A8H070280	H1
77	KTRMPD	1	15-AUG-2008	13:21:04	8225075	A8H070280	H1
78	KTRMPF	1	15-AUG-2008	13:22:25	8225075	A8H070280	H1
79	KTRM4	1	15-AUG-2008	13:23:34	8225075	A8H070280	H1
80	KTRM4F	1	15-AUG-2008	13:24:56	8225075	A8H070280	H1
81	KTRNK	1	15-AUG-2008	13:26:13	8225075	A8H070280	H1
82	KTRNKF	1	15-AUG-2008	13:27:20	8225075	A8H070280	H1
83	KTRNP	1	15-AUG-2008	13:28:31	8225075	A8H070280	H1
84	KTRNPF	1	15-AUG-2008	13:29:37	8225075	A8H070280	H1
85	CK2CCV	1	15-AUG-2008	13:30:58			H1
86	CK1CCB	1	15-AUG-2008	13:32:23			H1
87	KTRNG	1	15-AUG-2008	13:33:28	8225075	A8H070280	H1
88	KTRNGF	1	15-AUG-2008	13:34:46	8225075	A8H070280	H1

---------- (continued) ----------

#	WorkOrder	Dilution	Date	Time	Batch	Lot	Instrument
89	KTRM8	1	15-AUG-2008	13:36:08	8225075	A8H070280	H1
90	KTRM8F	1	15-AUG-2008	13:37:15	8225075	A8H070280	H1
91	KTRNC	1	15-AUG-2008	13:38:27	8225075	A8H070280	H1
92	KTRNCF	1	15-AUG-2008	13:39:34	8225075	A8H070280	H1
93	KT4N2B	1	15-AUG-2008	13:41:03	8227025	A8H140000	H1
94	KT4N2C	1	15-AUG-2008	13:42:12	8227025	A8H140000	H1
95	KT2QK	1	15-AUG-2008	13:43:24	8227025	A8H130113	H1
96	KT2QKS	1	15-AUG-2008	13:44:34	8227025	A8H130113	H1
97	CK2CCV	1	15-AUG-2008	13:46:10			H1
98	CK1CCB	1	15-AUG-2008	13:47:15			H1
99	KT2QKD	1	15-AUG-2008	13:48:20	8227025	A8H130113	H1
100	KT2QR	1	15-AUG-2008	13:49:27	8227025	A8H130113	H1
101	KT2QV	1	15-AUG-2008	13:50:37	8227025	A8H130113	H1
102	KT2QT	1	15-AUG-2008	13:51:55	8227025	A8H130113	H1
103	KT2QQ	1	15-AUG-2008	13:53:12	8227025	A8H130113	H1
104	KT08V	1	15-AUG-2008	13:54:19	8227025	A8H120166	H1
105	KT08VF	1	15-AUG-2008	13:55:26	8227025	A8H120166	H1
106	KT0TVBT	1	15-AUG-2008	13:56:36	8226075	A8H120000	H1
107	KT2MJBT	1	15-AUG-2008	13:57:47	8226075	A8H130000	H1
108	KT2MJCT	1	15-AUG-2008	13:58:53	8226075	A8H130000	H1
109	CK2CCV	1	15-AUG-2008	14:00:00			H1
110	CK1CCB	1	15-AUG-2008	14:01:07			H1
111	KTTNVT	1	15-AUG-2008	14:02:23	8226075	A8H080136	H1
112	KTTNVTS	1	15-AUG-2008	14:03:31	8226075	A8H080136	H1
113	KTTNVTD	1	15-AUG-2008	14:04:51	8226075	A8H080136	H1
114	KTXMAT	1	15-AUG-2008	14:06:07	8226075	A8H110106	H1
115	CK2CCV	1	15-AUG-2008	14:07:16			H1
116	CK1CCB	1	15-AUG-2008	14:08:21			H1
117	CK2CCV	1	15-AUG-2008	14:53:02			H1
118	CK1CCB	1	15-AUG-2008	14:54:12			H1
119	KT4Q9BT	1	15-AUG-2008	14:55:33	8227075	A8H140000	H1
120	KT1KDT	5	15-AUG-2008	14:56:52	8227075	A8H120204	H1
121	KT1KGT	100	15-AUG-2008	14:58:13	8227075	A8H120204	H1
122	KTVLJ	4	15-AUG-2008	14:59:25	8226078	A8H080238	H1
123	CK2CCV	1	15-AUG-2008	15:00:34			H1
124	CK1CCB	1	15-AUG-2008	15:01:39			H1
125	CK2CCV	1	15-AUG-2008	15:10:09			H1
126	CK1CCB	1	15-AUG-2008	15:11:28			H1
127	KT4Q9BT	2	15-AUG-2008	15:12:53	8227075	A8H140000	H1
128	KT1KGT	200	15-AUG-2008	15:14:33	8227075	A8H120204	H1
129	CK2CCV	1	15-AUG-2008	15:15:52			H1
130	CK1CCB	1	15-AUG-2008	15:17:00			H1
131	CK2CCV	1	15-AUG-2008	15:52:29			H1
132	CK1CCB	1	15-AUG-2008	15:53:57			H1

(continued)

#	WorkOrder	Dilution	Date	Time	Batch	Lot	Instrument
133	KT44WBT	1	15-AUG-2008	15:55:12	8228016	A8H140000	H1
134	KT67TBT	1	15-AUG-2008	15:56:18	8228016	A8H150000	H1
135	KT67TCT	1	15-AUG-2008	15:57:35	8228016	A8H150000	H1
136	KT3H9T	1	15-AUG-2008	15:58:50	8228016	A8H130202	H1
137	KT3H9TS	1	15-AUG-2008	16:00:00	8228016	A8H130202	H1
138	KT3H9TD	1	15-AUG-2008	16:01:11	8228016	A8H130202	H1
139	KT2M2T	10	15-AUG-2008	16:02:16	8228016	A8H130103	H1
140	KT443BT	1	15-AUG-2008	16:03:43	8228014	A8H140000	H1
141	KT67NBT	1	15-AUG-2008	16:04:54	8228014	A8H150000	H1
142	KT67NCT	1	15-AUG-2008	16:06:13	8228014	A8H150000	H1
143	CK2CCV	1	15-AUG-2008	16:07:18			H1
144	CK1CCB	1	15-AUG-2008	16:08:34			H1
145	KT21KT	1	15-AUG-2008	16:09:41	8228014	A8H130145	H1
146	KT21KTS	1	15-AUG-2008	16:11:01	8228014	A8H130145	H1
147	KT21KTD	1	15-AUG-2008	16:12:06	8228014	A8H130145	H1
148	KT212T	1	15-AUG-2008	16:13:24	8228014	A8H130145	H1
149	KT21TT	1	15-AUG-2008	16:14:30	8228014	A8H130145	H1
150	KT21VT	1	15-AUG-2008	16:15:44	8228014	A8H130145	H1
151	KT21RT	1	15-AUG-2008	16:16:52	8228014	A8H130145	H1
152	KT21WT	1	15-AUG-2008	16:18:00	8228014	A8H130145	H1
153	KT21XT	1	15-AUG-2008	16:19:21	8228014	A8H130145	H1
154	KT2M6T	10	15-AUG-2008	16:20:29	8228014	A8H130103	H1
155	CK2CCV	1	15-AUG-2008	16:21:44			H1
156	CK1CCB	1	15-AUG-2008	16:23:33			H1
157	KT21PT	1	15-AUG-2008	16:24:48	8228014	A8H130145	H1
158	KT215T	1	15-AUG-2008	16:25:54	8228014	A8H130145	H1
159	KT21QT	1	15-AUG-2008	16:27:03	8228014	A8H130145	H1
160	KT0PPC	1	15-AUG-2008	16:28:13	8225076	A8H120000	H1
161	KT0PPB	1	15-AUG-2008	16:29:22	8225076	A8H120000	H1
162	KTQX0	1	15-AUG-2008	16:31:21	8225076	8H07180	H1
163	KTQX0S	1	15-AUG-2008	16:32:32	8225076	8H07180	H1
164	KTQX0X	1	15-AUG-2008	16:33:42	8225076	8H07180	H1
165	KTQX0F	1	15-AUG-2008	16:34:57	8225076	8H07180	H1
166	KTQJ9	1	15-AUG-2008	16:36:22	8225076	8H07118	H1
167	CK2CCV	1	15-AUG-2008	16:37:37			H1
168	CK1CCB	1	15-AUG-2008	16:38:53			H1
169	KTQJ9F	1	15-AUG-2008	16:40:08	8225076	8H07118	H1
170	KTQJ6	1	15-AUG-2008	16:41:14	8225076	8H07118	H1
171	KTQJ6F	1	15-AUG-2008	16:42:40	8225076	8H07118	H1
172	KTQX2	1	15-AUG-2008	16:43:45	8225076	8H07180	H1
173	KTQX2F	1	15-AUG-2008	16:45:22	8225076	8H07180	H1
174	KTQJ8	1	15-AUG-2008	16:46:27	8225076	8H07118	H1
175	KTQJ8F	1	15-AUG-2008	16:47:37	8225076	8H07118	H1
176	KTQJ7	1	15-AUG-2008	16:48:53	8225076	8H07118	H1

(continued)

#	WorkOrder	Dilution	Date	Time	Batch	Lot	Instrument
177	KTQJ7F	1	15-AUG-2008	16:50:00	8225076	8H07118	H1
178	KTQKA	1	15-AUG-2008	16:51:31	8225076	8H07118	H1
179	CK2CCV	1	15-AUG-2008	16:52:56			H1
180	CK1CCB	1	15-AUG-2008	16:54:02			H1
181	KTQKAF	1	15-AUG-2008	16:55:09	8225076	8H07118	H1
182	KTQJ5	1	15-AUG-2008	16:56:18	8225076	8H07118	H1
183	KTQJ5F	1	15-AUG-2008	16:57:44	8225076	8H07118	H1
184	KT67WB	1	15-AUG-2008	16:58:52	8228017	A8H150000	H1
185	KT67WC	1	15-AUG-2008	17:00:00	8228017	A8H150000	H1
186	KT46F	1	15-AUG-2008	17:01:15	8228017	A8H140132	H1
187	KT46FS	1	15-AUG-2008	17:02:20	8228017	A8H140132	H1
188	KT46FD	1	15-AUG-2008	17:03:26	8228017	A8H140132	H1
189	KT44F	1	15-AUG-2008	17:04:43	8228017	A8H140126	H1
190	KT673B	1	15-AUG-2008	17:05:50	8228024	A8H150000	H1
191	CK2CCV	1	15-AUG-2008	17:06:58			H1
192	CK1CCB	1	15-AUG-2008	17:08:13			H1
193	KT673C	1	15-AUG-2008	17:09:18	8228024	A8H150000	H1
194	KTTHP	1	15-AUG-2008	17:10:29	8228024	8H07118	H1
195	KTTHPX	1	15-AUG-2008	17:11:37	8228024	8H07118	H1
196	KTTHPS	1	15-AUG-2008	17:12:46	8228024	8H07118	H1
197	KTTHPF	1	15-AUG-2008	17:14:33	8228024	8H07118	H1
198	KTTHQ	1	15-AUG-2008	17:16:10	8228024	8H07118	H1
199	KTTHQF	1	15-AUG-2008	17:17:17	8228024	8H07118	H1
200	KTTHR	1	15-AUG-2008	17:18:26	8228024	8H07118	H1
201	KTTHRF	1	15-AUG-2008	17:19:33	8228024	8H07118	H1
202	KTTHV	1	15-AUG-2008	17:20:39	8228024	8H07118	H1
203	CK2CCV	1	15-AUG-2008	17:21:44			H1
204	CK1CCB	1	15-AUG-2008	17:22:54			H1
205	KTTHVF	1	15-AUG-2008	17:24:11	8228024	8H07118	H1
206	KTTHT	1	15-AUG-2008	17:25:30	8228024	8H07118	H1
207	KTTHTF	1	15-AUG-2008	17:26:48	8228024	8H07118	H1
208	KT671B	1	15-AUG-2008	17:28:07	8228019	A8H150000	H1
209	KT671C	1	15-AUG-2008	17:29:23	8228019	A8H150000	H1
210	KTWQ8	1	15-AUG-2008	17:30:50	8228019	8H07118	H1
211	KTWQ8X	1	15-AUG-2008	17:32:23	8228019	8H07118	H1
212	KTWQ8S	1	15-AUG-2008	17:33:30	8228019	8H07118	H1
213	KTWQ8F	1	15-AUG-2008	17:34:41	8228019	8H07118	H1
214	KTWRA	1	15-AUG-2008	17:35:57	8228019	8H07118	H1
215	CK2CCV	1	15-AUG-2008	17:37:03			H1
216	CK1CCB	1	15-AUG-2008	17:38:10			H1
217	KTWRAF	1	15-AUG-2008	17:39:17	8228019	8H07118	H1
218	KTWRC	1	15-AUG-2008	17:40:58	8228019	8H07118	H1
219	KTWRCF	1	15-AUG-2008	17:42:04	8228019	8H07118	H1
220	KTWRD	1	15-AUG-2008	17:43:12	8228019	8H07118	H1

(continued)

#	WorkOrder	Dilution	Date	Time	Batch	Lot	Instrument
221	KTWRDF	1	15-AUG-2008	17:44:29	8228019	8H07118 -	H1
222	KTWRE	1	15-AUG-2008	17:45:46	8228019	8H07118 -	H1
223	KTWREF	1	15-AUG-2008	17:46:59	8228019	8H07118 -	H1
224	KTWQ9	1	15-AUG-2008	17:48:28	8228019	8H07118 -	H1
225	KTWQ9F	1	15-AUG-2008	17:49:45	8228019	8H07118 -	H1
226	KT41HBT	1	15-AUG-2008	17:50:51	8228015	A8H140000	H1
227	CK2CCV	1	15-AUG-2008	17:52:07			H1
228	CK1CCB	1	15-AUG-2008	17:53:38			H1
229	KT67QBT	1	15-AUG-2008	17:54:58	8228015	A8H150000	H1
230	KT67QCT	1	15-AUG-2008	17:56:07	8228015	A8H150000	H1
231	KT2VDT	10	15-AUG-2008	17:57:14	8228015	A8H130129	H1
232	KT2VDTS	10	15-AUG-2008	17:58:27	8228015	A8H130129	H1
233	KT2VDTD	10	15-AUG-2008	17:59:37	8228015	A8H130129	H1
234	CK2CCV	1	15-AUG-2008	18:00:47			H1
235	CK1CCB	1	15-AUG-2008	18:02:34			H1

End of Report

: Instrument Upload Run Log - Page 1 :
: Started Wed Aug 20 04:49:08 2008 by DAVIESB :
: Data File: UPL$CAN_DATA_ROOT:<REP>I80819A.CSV;1 :

#	WorkOrder	Dilution	Date	Time	Batch	Lot	Instrument
				14:21 BLD 8/20/08			
1	STD1	1	19-AUG-2008	~~14:27:50~~			I8
2	STD2	1	19-AUG-2008	14:24:40			I8
3	STD3	1	19-AUG-2008	14:27:50			I8
4	STD4	1	19-AUG-2008	14:31:51			I8
5	ICV	1	19-AUG-2008	14:35:59			I8
6	ICB	1	19-AUG-2008	14:42:04			I8
7	CRI	1	19-AUG-2008	14:45:13			I8
8	ICSA	1	19-AUG-2008	14:49:19			I8
9	ICSAB	1	19-AUG-2008	15:03:13			I8
10	CCV	1	19-AUG-2008	15:09:33			I8
11	CCB	1	19-AUG-2008	15:15:51			I8
12	KVAA9B	1	19-AUG-2008	15:20:04	8231016	A8H180000	I8
13	KVAA9C	1	19-AUG-2008	15:24:19	8231016	A8H180000	I8
14	KTVQ7	1	19-AUG-2008	15:30:18	8231016	A8H080261	I8
15	KTVQ7F	1	19-AUG-2008	15:34:22	8231016	A8H080261	I8
16	KTVRW	1	19-AUG-2008	15:38:27	8231016	A8H080261	I8
17	KTVRWF	1	19-AUG-2008	15:42:32	8231016	A8H080261	I8
18	KTVR3	1	19-AUG-2008	15:46:39	8231016	A8H080261	I8
19	KTVR3F	1	19-AUG-2008	15:50:44	8231016	A8H080261	I8
20	KTVR6	1	19-AUG-2008	15:54:50	8231016	A8H080261	I8
21	KTVR6F	1	19-AUG-2008	15:58:55	8231016	A8H080261	I8
22	CCV	1	19-AUG-2008	16:07:08			I8
23	CCB	1	19-AUG-2008	16:12:24			I8
24	KTVTH	1	19-AUG-2008	16:16:30	8231016	A8H080261	I8
25	KTVTHF	1	19-AUG-2008	16:20:45	8231016	A8H080261	I8
26	KTVTM	1	19-AUG-2008	16:24:53	8231016	A8H080261	I8
27	KTVTMF	1	19-AUG-2008	16:28:58	8231016	A8H080261	I8
28	KTVTR	1	19-AUG-2008	16:33:09	8231016	A8H080261	I8
29	KTVTRF	1	19-AUG-2008	16:37:14	8231016	A8H080261	I8
30	KT9DV	1	19-AUG-2008	16:41:21	8231016	8H12110	I8
31	KT9DVF	1	19-AUG-2008	16:45:26	8231016	8H12110	I8
32	KT9DVX	1	19-AUG-2008	16:49:31	8231016	8H12110	I8
33	KT9DVS	1	19-AUG-2008	16:53:37	8231016	8H12110	I8
34	CCV	1	19-AUG-2008	17:02:32			I8
35	CCB	1	19-AUG-2008	17:08:08			I8
36	KT9DW	1	19-AUG-2008	17:12:14	8231016	8H12110	I8
37	KT9DWF	1	19-AUG-2008	17:16:25	8231016	8H12110	I8
38	KT9DX	1	19-AUG-2008	17:20:31	8231016	8H12110	I8
39	KT9DXF	1	19-AUG-2008	17:24:37	8231016	8H12110	I8
40	KT9DXFL	1	19-AUG-2008	17:28:41			I8
41	KT671B	1	19-AUG-2008	17:32:45	8228019	A8H150000	I8
42	KT671C	1	19-AUG-2008	17:36:49	8228019	A8H150000	I8
43	KTVX3	1	19-AUG-2008	17:41:41	8228019	A8H080276	I8
44	KTVX4	1	19-AUG-2008	17:45:50	8228019	A8H080276	I8

(continued)

#	WorkOrder	Dilution	Date	Time	Batch	Lot	Instrument
45	KTWQ8	1	19-AUG-2008	17:49:57	8228019	8H07118	I8
46	CCV	1	19-AUG-2008	17:58:08			I8
47	CCB 3	1	19-AUG-2008	18:03:35			I8
48	KTWQ8F	1	19-AUG-2008	18:07:43	8228019	8H07118	I8
49	KTWQ8X	1	19-AUG-2008	18:11:48	8228019	8H07118	I8
50	KTWQ8S	1	19-AUG-2008	18:15:54	8228019	8H07118	I8
51	KTWQ9	1	19-AUG-2008	18:21:26	8228019	8H07118	I8
52	KTWQ9F	1	19-AUG-2008	18:25:41	8228019	8H07118	I8
53	KTWRA	1	19-AUG-2008	18:29:51	8228019	8H07118	I8
54	KTWRAF	1	19-AUG-2008	18:33:56	8228019	8H07118	I8
55	KTWRC	1	19-AUG-2008	18:38:01	8228019	8H07118	I8
56	KTWRCF	1	19-AUG-2008	18:42:08	8228019	8H07118	I8
57	KTWRD	1	19-AUG-2008	18:46:12	8228019	8H07118	I8
58	CCV	1	19-AUG-2008	18:54:38			I8
59	CCB 4	1	19-AUG-2008	18:59:59			I8
60	KTWRDF	1	19-AUG-2008	19:04:04	8228019	8H07118	I8
61	KTWRE	1	19-AUG-2008	19:08:09	8228019	8H07118	I8
62	KTWREF	1	19-AUG-2008	19:12:14	8228019	8H07118	I8
63	KTWREFL	1	19-AUG-2008	19:16:23			I8
64	KT4N2B	1	19-AUG-2008	19:20:29	8227025	A8H140000	I8
65	KT4N2C	1	19-AUG-2008	19:24:34	8227025	A8H140000	I8
66	KT08V	1	19-AUG-2008	19:29:41	8227025	A8H120166	I8
67	KT08VF	1	19-AUG-2008	19:33:47	8227025	A8H120166	I8
68	KT2QK	1	19-AUG-2008	19:37:52	8227025	A8H130113	I8
69	KT2QKS	1	19-AUG-2008	19:41:59	8227025	A8H130113	I8
70	CCV	1	19-AUG-2008	19:51:47			I8
71	CCB 5	1	19-AUG-2008	19:57:12			I8
72	KT2QKD	1	19-AUG-2008	20:01:17	8227025	A8H130113	I8
73	KT2QQ	1	19-AUG-2008	20:07:16	8227025	A8H130113	I8
74	KT2QR	1	19-AUG-2008	20:11:20	8227025	A8H130113	I8
75	KT2QT	1	19-AUG-2008	20:15:25	8227025	A8H130113	I8
76	KT2QV	1	19-AUG-2008	20:19:30	8227025	A8H130113	I8
77	KT21JF	1	19-AUG-2008	20:23:36	8227025	A8H130143	I8
78	KT210F	1	19-AUG-2008	20:27:40	8227025	A8H130143	I8
79	KT213F	1	19-AUG-2008	20:31:47	8227025	A8H130143	I8
80	KT214F	1	19-AUG-2008	20:35:59	8227025	A8H130143	I8
81	KT216F	1	19-AUG-2008	20:40:10	8227025	A8H130143	I8
82	CCV	1	19-AUG-2008	20:48:25			I8
83	CCB 6	1	19-AUG-2008	20:53:35			I8
84	KT219F	1	19-AUG-2008	20:57:39	8227025	A8H130143	I8
85	KT22CF	1	19-AUG-2008	21:01:51	8227025	A8H130143	I8
86	KT22EF	1	19-AUG-2008	21:05:56	8227025	A8H130143	I8
87	KT22FF	1	19-AUG-2008	21:10:06	8227025	A8H130143	I8
88	KT22HF	1	19-AUG-2008	21:14:12	8227025	A8H130143	I8

(continued)

#	WorkOrder	Dilution	Date	Time	Batch	Lot	Instrument
89	KT22JF	1	19-AUG-2008	21:18:21	8227025	A8H130143	I8
90	KT22KF	1	19-AUG-2008	21:22:26	8227025	A8H130143	I8
91	KT22KFL	1	19-AUG-2008	21:26:32			I8
92	KT0PPB	1	19-AUG-2008	21:30:38	8225076	A8H120000	I8
93	KT0PPC	1	19-AUG-2008	21:34:48	8225076	A8H120000	I8
94	CCV	1	19-AUG-2008	21:39:40			I8
95	CCB	1	19-AUG-2008	21:45:22			I8
96	KTQJ5	1	19-AUG-2008	21:49:28	8225076	8H07118	I8
97	KTQJ5F	1	19-AUG-2008	21:53:37	8225076	8H07118	I8
98	KTQJ6	1	19-AUG-2008	21:57:41	8225076	8H07118	I8
99	KTQJ6F	1	19-AUG-2008	22:01:47	8225076	8H07118	I8
100	KTQJ7	1	19-AUG-2008	22:05:52	8225076	8H07118	I8
101	KTQJ7F	1	19-AUG-2008	22:10:01	8225076	8H07118	I8
102	KTQJ8	1	19-AUG-2008	22:14:06	8225076	8H07118	I8
103	KTQJ8F	1	19-AUG-2008	22:18:11	8225076	8H07118	I8
104	KTQJ9	1	19-AUG-2008	22:22:16	8225076	8H07118	I8
105	KTQJ9F	1	19-AUG-2008	22:26:21	8225076	8H07118	I8
106	CCV	1	19-AUG-2008	22:30:31			I8
107	CCB	1	19-AUG-2008	22:35:52			I8
108	KTQKA	1	19-AUG-2008	22:39:58	8225076	8H07118	I8
109	KTQKAF	1	19-AUG-2008	22:44:03	8225076	8H07118	I8
110	KTQX0	1	19-AUG-2008	22:48:09	8225076	8H07180	I8
111	KTQX0F	1	19-AUG-2008	22:52:22	8225076	8H07180	I8
112	KTQX0X	1	19-AUG-2008	22:56:27	8225076	8H07180	I8
113	KTQX0S	1	19-AUG-2008	23:00:32	8225076	8H07180	I8
114	KTQX2	1	19-AUG-2008	23:06:03	8225076	8H07180	I8
115	KTQX2F	1	19-AUG-2008	23:10:08	8225076	8H07180	I8
116	KTQX2FL	1	19-AUG-2008	23:14:13			I8
117	KTR9NB	1	19-AUG-2008	23:18:19	8221033	A8H080000	I8
118	CCV	1	19-AUG-2008	23:22:24			I8
119	CCB	1	19-AUG-2008	23:27:52			I8
120	KTQPD	1	19-AUG-2008	23:31:56	8221033	8H06171	I8
121	KTQPDS	1	19-AUG-2008	23:36:02	8221033	8H06171	I8
122	KTQPDD	1	19-AUG-2008	23:41:35	8221033	8H06171	I8
123	KTQPDF	1	19-AUG-2008	23:47:44	8221033	8H06171	I8
124	KTQPDFS	1	19-AUG-2008	23:51:51	8221033	8H06171	I8
125	KTQPDFD	1	19-AUG-2008	23:57:44	8221033	8H06171	I8
126	KTQPG	1	20-AUG-2008	00:04:04	8221033	8H06171	I8
127	KTQPGF	1	20-AUG-2008	00:08:10	8221033	8H06171	I8
128	KTQPK	1	20-AUG-2008	00:12:15	8221033	8H06171	I8
129	KTQPKF	1	20-AUG-2008	00:16:25	8221033	8H06171	I8
130	CCV	1	20-AUG-2008	00:20:30			I8
131	CCB	1	20-AUG-2008	00:26:24			I8
132	KTQPKFL	1	20-AUG-2008	00:30:28			I8

(continued)

: Instrument Upload Run Log - Page 1 :
: Started Thu Aug 21 06:44:21 2008 by DAVIESB :
: Data File: UPL$CAN_DATA_ROOT:<REP>I80820A.CSV;1 :

#	WorkOrder	Dilution	Date	Time	Batch	Lot	Instrument
1	STD1	1	20-AUG-2008	~~10:42:08~~ 08:42 BLD 8/21/08			I8
2	STD2	1	20-AUG-2008	08:46:34			I8
3	STD3	1	20-AUG-2008	08:52:52			I8
4	STD4	1	20-AUG-2008	08:59:13			I8
5	ICV	1	20-AUG-2008	09:03:19			I8
6	ICB	1	20-AUG-2008	09:09:39			I8
7	CRI	1	20-AUG-2008	09:13:54			I8
8	ICSA	1	20-AUG-2008	09:18:01			I8
9	ICSAB	1	20-AUG-2008	09:22:08			I8
10	CCV	1	20-AUG-2008	09:28:28			I8
11	CCB	1	20-AUG-2008	09:34:48			I8
12	KT08V	5	20-AUG-2008	09:38:02			I8
13	KT08VF	5	20-AUG-2008	09:42:07			I8
14	KTVR3F	5	20-AUG-2008	09:45:54			I8
15	KTVR6	5	20-AUG-2008	09:50:05			I8
16	KTVTM	5	20-AUG-2008	09:54:13			I8
17	KTVTMF	5	20-AUG-2008	09:58:21			I8
18	KTVTR	5	20-AUG-2008	10:02:34			I8
19	KTVTRF	5	20-AUG-2008	10:06:57			I8
20	KT9DV	1	20-AUG-2008	10:11:04	8231016	8H12110	I8
21	KT9DVF	1	20-AUG-2008	10:15:10	8231016	8H12110	I8
22	CCV	1	20-AUG-2008	10:23:36			I8
23	CCB	1	20-AUG-2008	10:29:48			I8
24	KT9DV	1	20-AUG-2008	10:33:56	8231016	8H12110	I8
25	KT9DVF	1	20-AUG-2008	10:38:03	8231016	8H12110	I8
26	KT9DVX	1	20-AUG-2008	10:42:08	8231016	8H12110	I8
27	KT9DVS	1	20-AUG-2008	10:46:13	8231016	8H12110	I8
28	KT9DW	1	20-AUG-2008	10:51:56	8231016	8H12110	I8
29	KT9DWF	1	20-AUG-2008	10:56:07	8231016	8H12110	I8
30	KT9DX	1	20-AUG-2008	11:00:15	8231016	8H12110	I8
31	KT9DXF	1	20-AUG-2008	11:04:20	8231016	8H12110	I8
32	KT9DXFL	1	20-AUG-2008	11:08:26			I8
33	KT671B	1	20-AUG-2008	11:12:41	8228019	A8H150000	I8
34	CCV	1	20-AUG-2008	11:16:47			I8
35	CCB	1	20-AUG-2008	11:22:48			I8
36	KT671C	1	20-AUG-2008	11:26:54	8228019	A8H150000	I8
37	KTWQ8	1	20-AUG-2008	11:33:15	8228019	8H07118 —	I8
38	KT0PPC	1	20-AUG-2008	11:37:22	8225076	A8H120000	I8
39	KVCVEB	1	20-AUG-2008	11:43:41	8232015	A8H190000	I8
40	KVCVEC	1	20-AUG-2008	11:47:47	8232015	A8H190000	I8
41	KVAXD	1	20-AUG-2008	11:54:07	8232015	A8H180134	I8
42	KVARH	1	20-AUG-2008	11:58:19	8232015	A8H180127	I8
43	KVARR	1	20-AUG-2008	12:02:25	8232015	A8H180127	I8
44	CCV	1	20-AUG-2008	12:06:34			I8

(continued)

#	WorkOrder	Dilution	Date	Time	Batch	Lot	Instrument
45	CCB 3	1	20-AUG-2008	12:12:54			I8
46	KVARV	1	20-AUG-2008	12:17:01	8232015	A8H180127	I8
47	KVARW	1	20-AUG-2008	12:21:15	8232015	A8H180127	I8
48	KVAR0	1	20-AUG-2008	12:25:21	8232015	A8H180127	I8
49	KVAR0S	1	20-AUG-2008	12:29:27	8232015	A8H180127	I8
50	KVAR0D	1	20-AUG-2008	12:35:41	8232015	A8H180127	I8
51	KVAR1	1	20-AUG-2008	12:42:02	8232015	A8H180127	I8
52	KVAR2	1	20-AUG-2008	12:46:08	8232015	A8H180127	I8
53	KVAR4	1	20-AUG-2008	12:50:13	8232015	A8H180127	I8
54	KVAR4L	1	20-AUG-2008	12:54:19			I8
55	KT673B	1	20-AUG-2008	12:58:19	8228024	A8H150000	I8
56	CCV	1	20-AUG-2008	13:01:28			I8
57	CCB 4	1	20-AUG-2008	13:07:42			I8
58	KT673C	1	20-AUG-2008	13:11:47	8228024	A8H150000	I8
59	KTTHP	1	20-AUG-2008	13:18:01	8228024	8H07118 —	I8
60	KTTHPF	1	20-AUG-2008	13:22:12	8228024	8H07118 —	I8
61	KTTHPX	1	20-AUG-2008	13:26:20	8228024	8H07118 —	I8
62	KTTHPS	1	20-AUG-2008	13:30:32	8228024	8H07118 —	I8
63	KTTHQ	1	20-AUG-2008	13:36:34	8228024	8H07118 —	I8
64	KTTHQF	1	20-AUG-2008	13:40:39	8228024	8H07118 —	I8
65	KTTHR	1	20-AUG-2008	13:44:48	8228024	8H07118 —	I8
66	KTTHRF	1	20-AUG-2008	13:48:53	8228024	8H07118 —	I8
67	KTTHT	1	20-AUG-2008	13:53:05	8228024	8H07118 —	I8
68	CCV	1	20-AUG-2008	13:57:14			I8
69	CCB 5	1	20-AUG-2008	14:03:33			I8
70	KTTHTF	1	20-AUG-2008	14:07:38	8228024	8H07118 —	I8
71	KTTHV	1	20-AUG-2008	14:11:43	8228024	8H07118 —	I8
72	KTTHVF	1	20-AUG-2008	14:15:56	8228024	8H07118 —	I8
73	KTTHVFL	1	20-AUG-2008	14:20:01			I8
74	KT675B	1	20-AUG-2008	14:24:06	8228029	A8H150000	I8
75	KT675C	1	20-AUG-2008	14:28:12	8228029	A8H150000	I8
76	KT2Q5	1	20-AUG-2008	14:34:32	8228029	A8H130117	I8
77	KT20T	1	20-AUG-2008	14:38:47	8228029	A8H130117	I8
78	KT20W	1	20-AUG-2008	14:42:53	8228029	A8H130117	I8
79	KT20X	1	20-AUG-2008	14:47:02	8228029	A8H130117	I8
80	CCV	1	20-AUG-2008	14:51:07			I8
81	CCB 6	1	20-AUG-2008	14:57:27			I8
82	KT200	1	20-AUG-2008	15:01:38	8228029	A8H130117	I8
83	KT202	1	20-AUG-2008	15:05:51	8228029	A8H130117	I8
84	KT203	1	20-AUG-2008	15:09:56	8228029	A8H130117	I8
85	KT5X0	1	20-AUG-2008	15:14:01	8228029	A8H140237	I8
86	KT50G	1	20-AUG-2008	15:18:07	8228029	A8H140237	I8
87	KT50H	1	20-AUG-2008	15:22:13	8228029	A8H140237	I8
88	KT50HS	1	20-AUG-2008	15:26:19	8228029	A8H140237	I8

(continued)

: Instrument Upload Run Log - Page 1 :
: Started Fri Aug 22 05:46:40 2008 by DAVIESB :
: Data File: UPL$CAN_DATA_ROOT:<REP>I80821A.CSV;1 :

#	WorkOrder	Dilution	Date	Time	Batch	Lot	Instrument
1	STD1	1	21-AUG-2008	~~15:46:55~~ 13:37 BLD 8/22/08			I8
2	STD2	1	21-AUG-2008	13:41:42			I8
3	STD3	1	21-AUG-2008	13:45:07			I8
4	STD4	1	21-AUG-2008	13:51:27			I8
5	ICV	1	21-AUG-2008	13:55:26			I8
6	ICB	1	21-AUG-2008	14:01:42			I8
7	CRI	1	21-AUG-2008	14:04:46			I8
8	ICSA	1	21-AUG-2008	14:08:51			I8
9	ICSAB	1	21-AUG-2008	14:12:29			I8
10	CCV	1	21-AUG-2008	14:18:48			I8
11	CCB	1	21-AUG-2008	14:25:07			I8
12	KT0PPC	1	21-AUG-2008	14:29:11			I8
13	CCV	1	21-AUG-2008	14:35:30			I8
14	CCB	1	21-AUG-2008	14:41:47			I8
15	KT671B	1	21-AUG-2008	14:45:06	8228019	A8H150000	I8
16	KT671C	1	21-AUG-2008	14:49:10	8228019	A8H150000	I8
17	KTWQ8	1	21-AUG-2008	14:55:28	8228019	8H07118 ~	I8
18	KT673B	1	21-AUG-2008	14:59:32	8228024	A8H150000	I8
19	KT673C	1	21-AUG-2008	15:03:37	8228024	A8H150000	I8
20	KTTHP	1	21-AUG-2008	15:09:55	8228024	8H07118 ~	I8
21	KTTHPF	1	21-AUG-2008	15:14:01	8228024	8H07118 ~	I8
22	KTTHPX	1	21-AUG-2008	15:18:10	8228024	8H07118 ~	I8
23	KTTHPS	1	21-AUG-2008	15:22:15	8228024	8H07118 ~	I8
24	CCV	1	21-AUG-2008	15:28:21			I8
25	CCB	1	21-AUG-2008	15:34:40			I8
26	KTTHQ	1	21-AUG-2008	15:38:46	8228024	8H07118 ~	I8
27	KTTHQF	1	21-AUG-2008	15:42:51	8228024	8H07118 ~	I8
28	KTTHR	1	21-AUG-2008	15:46:55	8228024	8H07118 ~	I8
29	KTTHRF	1	21-AUG-2008	15:50:58	8228024	8H07118 ~	I8
30	KTTHT	1	21-AUG-2008	15:55:02	8228024	8H07118 ~	I8
31	KT675B	1	21-AUG-2008	15:59:07	8228029	A8H150000	I8
32	KT675C	1	21-AUG-2008	16:03:10	8228029	A8H150000	I8
33	KVE6JB	1	21-AUG-2008	16:09:16	8233017	A8H200000	I8
34	KVE6JC	1	21-AUG-2008	16:13:28	8233017	A8H200000	I8
35	KVDGQ	1	21-AUG-2008	16:19:08	8233017	A8H190141	I8
36	CCV	1	21-AUG-2008	16:23:12			I8
37	CCB	1	21-AUG-2008	16:29:31			I8
38	KVDGQS	1	21-AUG-2008	16:33:36	8233017	A8H190141	I8
39	KVDGQD	1	21-AUG-2008	16:39:55	8233017	A8H190141	I8
40	KVDGX	1	21-AUG-2008	16:46:14	8233017	A8H190141	I8
41	KVDG1	1	21-AUG-2008	16:50:19	8233017	A8H190141	I8
42	KVDG2	1	21-AUG-2008	16:54:23	8233017	A8H190141	I8
43	KVDG4	1	21-AUG-2008	16:58:27	8233017	A8H190141	I8
44	KVDG6	1	21-AUG-2008	17:02:35	8233017	A8H190141	I8

(continued)

: Instrument Upload Run Log - Page 1 :
: Started Fri Aug 22 11:17:13 2008 by DAVIESB :
: Data File: UPL$CAN_DATA_ROOT:<REP>I80822A.CSV;1 :

#	WorkOrder	Dilution	Date	Time	Batch	Lot	Instrument
1	STD1	1	22-AUG-2008	~~12:39:34~~ 11:24	~~BCD~~ 8/22/08		I8
2	STD2	1	22-AUG-2008	11:27:22			I8
3	STD3	1	22-AUG-2008	11:31:30			I8
4	STD4	1	22-AUG-2008	11:35:21			I8
5	ICV	1	22-AUG-2008	11:39:28			I8
6	ICB	1	22-AUG-2008	11:45:55			I8
7	CRI	1	22-AUG-2008	11:49:34			I8
8	ICSA	1	22-AUG-2008	11:53:42			I8
9	ICSAB	1	22-AUG-2008	11:56:57			I8
10	CCV	1	22-AUG-2008	12:01:12			I8
11	CCB	1	22-AUG-2008	12:06:26			I8
12	KT673CF	1	22-AUG-2008	12:14:27	8228024	A8H150000	I8
13	KTTHP	1	22-AUG-2008	12:20:48	8228024	8H07118	I8
14	KTTHPF	1	22-AUG-2008	12:24:55	8228024	8H07118	I8
15	KTTHRF	1	22-AUG-2008	12:29:01	8228024	8H07118	I8
16	CCV	1	22-AUG-2008	12:33:14			I8
17	CCB	1	22-AUG-2008	12:39:34			I8
18	KVACCCF	1	22-AUG-2008	12:48:23	8231017	A8H180000	I8
19	KT0RM	1	22-AUG-2008	12:54:42	8231017	8H12110	I8
20	KT0RMF	1	22-AUG-2008	13:01:03	8231017	8H12110	I8
21	KT7FE	1	22-AUG-2008	13:05:08	8231017	8H12110	I8
22	KT7FEF	1	22-AUG-2008	13:09:14	8231017	8H12110	I8
23	CCV	1	22-AUG-2008	13:13:20			I8
24	CCB	1	22-AUG-2008	13:19:40			I8

End of Report

METHOD BLANK REPORT

General Chemistry

Client Lot #...: 8H07118 **Matrix.....:** WATER

PARAMETER	RESULT	REPORTING LIMIT	UNITS	METHOD	PREPARATION-ANALYSIS DATE	PREP BATCH #
Hexavalent Chromium		Work Order #: KTRWJ1AA		MB Lot-Sample #:	A8H070000-366	
	ND	0.02	mg/L	SW846 7196A	08/07/08	8220366
		Dilution Factor: 1				
Hexavalent Chromium		Work Order #: KTWFN1AA		MB Lot-Sample #:	A8H080000-427	
	ND	0.02	mg/L	SW846 7196A	08/08/08	8221427
		Dilution Factor: 1				
Hexavalent Chromium		Work Order #: KTXAE1AA		MB Lot-Sample #:	A8H090000-124	
	ND	0.02	mg/L	SW846 7196A	08/09/08	8222124
		Dilution Factor: 1				

NOTE(S):

Calculations are performed before rounding to avoid round-off errors in calculated results.

LABORATORY CONTROL SAMPLE DATA REPORT

General Chemistry

Client Lot #...: 8H07118 **Matrix.....:** WATER

PARAMETER	SPIKE AMOUNT	MEASURED AMOUNT	UNITS	PERCNT RECVRY	METHOD	PREPARATION-ANALYSIS DATE	PREP BATCH #
Hexavalent Chromium			Work Order #: KTRWJ1AC LCS Lot-Sample#: A8H070000-366				
	0.25	0.26	mg/L	104	SW846 7196A	08/07/08	8220366
			Dilution Factor: 1				
Hexavalent Chromium			Work Order #: KTWFN1AC LCS Lot-Sample#: A8H080000-427				
	0.25	0.23	mg/L	93	SW846 7196A	08/08/08	8221427
			Dilution Factor: 1				
Hexavalent Chromium			Work Order #: KTXAE1AC LCS Lot-Sample#: A8H090000-124				
	0.25	0.25	mg/L	100	SW846 7196A	08/09/08	8222124
			Dilution Factor: 1				

NOTE(S):

Calculations are performed before rounding to avoid round-off errors in calculated results.

MATRIX SPIKE SAMPLE DATA REPORT

General Chemistry

Client Lot #...: 8H07118 **Matrix.....:** WQ
Date Sampled...: 08/06/08 15:07 **Date Received..:** 08/07/08

PARAMETER	SAMPLE AMOUNT	SPIKE AMT	MEASRD AMOUNT	UNITS	PERCNT RECVRY	RPD	METHOD	PREPARATION-ANALYSIS DATE	PREP BATCH #
Hexavalent Chromium	WO#: KTQKA1CN-MS/KTQKA1CP-MSD MS Lot-Sample #: A8H070118-007								
	ND	0.25	0.11	mg/L	44		SW846 7196A	08/07/08	8220366
	ND	0.25	0.11	mg/L	43	1.1	SW846 7196A	08/07/08	8220366
			Dilution Factor: 1						

NOTE(S):

Calculations are performed before rounding to avoid round-off errors in calculated results.

MATRIX SPIKE SAMPLE DATA REPORT

General Chemistry

Client Lot #...: 8H07118 **Matrix.....:** WG
Date Sampled...: 08/08/08 10:36 **Date Received..:** 08/09/08

PARAMETER	SAMPLE AMOUNT	SPIKE AMT	MEASRD AMOUNT	UNITS	PERCNT RECVRY	RPD	METHOD	PREPARATION-ANALYSIS DATE	PREP BATCH #
Hexavalent Chromium			WO#: KTTHT1CN-MS/KTTHT1CP-MSD MS Lot-Sample #: A8H080117-005						
	ND	0.25	0.19	mg/L	74		SW846 7196A	08/08/08	8221427
	ND	0.25	0.19	mg/L	76	2.6	SW846 7196A	08/08/08	8221427
			Dilution Factor: 1						
Hexavalent Chromium			WO#: KTWQ91CN-MS/KTWQ91CP-MSD MS Lot-Sample #: A8H090106-003						
	ND	0.25	0.01 N	mg/L	4.0		SW846 7196A	08/09/08	8222124
	ND	0.25	0.01 N	mg/L	5.0	20	SW846 7196A	08/09/08	8222124
			Dilution Factor: 1						

NOTE(S):

Calculations are performed before rounding to avoid round-off errors in calculated results.

N Spiked analyte recovery is outside stated control limits.